

UConn



2022-23 MEN'S BASKETBALL

MEDIA GUIDE



BIG EAST
CONFERENCE






2022-23 UConn Huskies



TRISTEN NEWTON
Sr. G 6-5 190
El Paso, Texas




JOEY CALCATERRA
Gr. G 6-3 180
Novato, Calif.



NAHIEM ALLEYNE
Sr. G 6-4 195
Buford, Ga..



HASSAN DIARRA
Jr. G 6-2 190
Queens, N.Y..



ALEX KARABAN
R-Fr. F 6-8 210
Southborough, Mass.




RICHIE SPRINGS
R-Jr. F 6-9 235
Brooklyn, N.Y.



ANDREW HURLEY
Jr. G 6-1 170
Glastonbury, Conn.




ADAMA SANOGO
Jr. F 6-9 245
Bamako, Mali



JORDAN HAWKINS
So. G 6-5 195
Gaithersburg, Md.



YARIN HASSON
Fr. F 6-9 180
Gan Yavne, Israel



DONOVAN CLINGAN
Fr. C 7-2 265
Bristol, Conn.



**APOSTOLOS
ROUMOGLOU**
Fr. G 6-7 205
Xanthi, Greece.



SAMSON JOHNSON
So. F 6-10 215
Lome, Togo



ANDRE JOHNSON JR.
Fr. G 6-4 160
Bristol, Conn.



EMMETT HENDRY
Fr. G 6-3 155
Brooklyn, N.Y.



ANDRE JACKSON JR.
Jr. G 6-6 210
Amsterdam, N.Y.



DAN HURLEY
Head Coach



KIMANI YOUNG
Associate Head Coach



TOM MOORE
Assistant Coach



LUKE MURRAY
Assistant Coach

UConn Men's Basketball 2022-23 Media Guide





UCONN INFORMATION

Location.....Storrs, Conn.
 Enrollment.....27,721
 Founded.....1881
 President.....**Dr. Radenka Maric**
 Ath. Director.....**David Benedict**
 Conference.....**BIG EAST**
 Home Courts.....
Gampel Pavilion (10,167)
XL Center (15,564)
 Nickname.....**Huskies**
 Colors.....**National Flag Blue**
(Navy) & White
 Website.....**uconnhuskies.com**
 Facebook.....**@UConnMBB**
 Twitter.....**@UConnMBB**

TEAM INFORMATION

2021-22 overall record.....**23-10**
 2021-22 conference record.....**13-6**
 2021 BIG EAST Tournament.....**1-1**
 2021 NCAA Championship.....**0-1**
 Starters returning/lost.....**2/3**
 Scholarship players returning/lost**5/8**
 Office phone.....**860-486-2720**

COACHING STAFF

Head Coach.....
Dan Hurley (Seton Hall '96)
 Record at school/years.....**73-47/4**
 Career record/years.....**224-152/12**
 Associate Head Coach.....
Kimani Young (UTEP '98)
 Assistant Coaches.....
Tom Moore (Boston U. '87)
Luke Murray (Fairfield '07)
 Director of Basketball Administration....
Paul Wettemann (UConn '18, '20)
 Director of Recruiting/Video.....
Mat Johnson (Tampa '17, UConn '22)
 Director of Player Development....
Mamadou Diarra (UConn '20, '22)
 Director of Sports Performance...
Gavin Roberts (Purdue '13, '15)
 Athletic Trainer..... **James Doran**
(San Diego St. '98, Wyoming '00)

ATHLETIC

COMMUNICATIONS

Assistant Director/
 Primary Basketball Contact.....
Phil Chardis
 Email.....**phil.chardis@uconn.edu**
 Office phone.....**860-486-3531**
 Cell phone.....**860-771-3314**
 Secondary Contact.....**Pat McKenna**
 Email..**patrick.mckenna@uconn.edu**
 Office phone.....**860-486-3531**
 Cell phone.....**860-420-7311**



THE COACHING STAFF

Head Coach Dan Hurley.....4
 Associate Head Coach Kimani Young.....8
 Assistant Coach Tom Moore.....9
 Assistant Coach Luke Murray.....10
 Staff.....11

2022-23 SEASON PREVIEW

A Look Ahead.....12
 BIG EAST Information.....14
 UConn Notes.....16
 2022-23 Schedule.....17

THE PLAYERS

2022-23 Roster.....19
 Adama Sanogo.....20
 Andre Jackson Jr.....22
 Joey Calcaterra.....24
 Nahiem Alleyne.....26
 Tristen Newton.....28
 Hassan Diarra.....30
 Richie Springs.....32
 Jordan Hawkins.....34
 Samson Johnson.....36
 Alex Karaban.....38
 Donovan Clingan.....39
 Apostolos Roumoglou.....40
 Yarin Hasson.....41
 Andrew Hurley.....42
 Emmett Hendry.....43
 Andre Johnson Jr.....43
 TV/Radio Roster.....44

2021-22 SEASON STATS

2021-22 Final Statistics.....46
 2021-22 Box Scores.....66

HOMES OF THE HUSKIES

Home Venues.....75
 Werth Family Champions Center.....76
 UConn On The Air.....78

UCONN HISTORY

Coaching History.....80
 All-Time Results.....83
 Postseason Results.....98
 Series Histories.....103
 100-point, OT games.....112
 UConn in the Polls.....114
 Vs. Nationally-Ranked Teams.....116

UCONN RECORD BOOK


Career Records.....120
 1,000-Point Scorers.....122
 Single-Season Records.....123
 Single-Game Records.....128
 BIG EAST Conference Records.....131
 XL Center, Gampel Records.....132-133
 Triple-Doubles, Double-Doubles.....134

LETTERWINNER HISTORY

All-Time Letterwinners.....140
 Hall of Fame, Huskies of Honor.....152
 Individual Honors, Awards.....153
 All-Time Uniform Numbers.....155

HUSKIES IN THE NBA

NBA Draft History.....156



The Coaching Staff

Dan HURLEY

Head Coach
5th year at UConn

Since taking over as the head coach of the UConn men's basketball program in March, 2018, Dan Hurley has guided the Huskies on a steady climb back to national prominence. In the 2021-22 season, the fourth of the Hurley Era at UConn, not only did the upward trajectory continue, but the program took another significant leap.

Back to a semblance of normalcy following the uncertain Covid-plagued season of 2020-21, Hurley coached the 2021-22 Huskies to 23 overall wins (23-10), the third different program he has resurrected from a sub-.500 record to a 20-win season in four years or less. It was the most overall wins for a UConn team in six years and the most conference wins (13) for UConn in eight seasons.

Not only has UConn's winning percentage improved in each year under Hurley, but last season, the Huskies had five road wins, three wins against Top 25 opponents, four neutral-site victories and were



Director of Athletics David Benedict, left, and then-President Susan Herbst, right, introduce Dan Hurley as men's basketball coach.





ranked in the national Top 25 poll for 15 weeks. Hurley again took his team to the NCAA Tournament, marking UConn's first back-to-back appearances in the Big Dance in 10 years. The season included a second consecutive top three finish in the BIG EAST Conference, a second straight trip to the BIG EAST Tournament semifinals, three separate five-game winning streaks and the 10 losses were by an average margin of just 4.7 points.

Two of the Huskies were selected as First Team All-BIG EAST, upping Hurley's total at UConn to six all-conference picks, three all-freshman team selections, two all-conference tournament picks, as well as individual awards for defensive player of the year, sixth man of the year, and most improved player of the year.

In 12 seasons as a head coach, Hurley has posted a 224-152 overall record (.596), 73-47 at UConn (.608). Take away the records from his first season at each new school, during which he was essentially tasked with stopping the bleeding of a broken program, and that overall winning percentage jumps to an impressive .658.

A steady influx of highly-rated recruiting classes has been the backbone of UConn's yearly rise under Hurley and his coaching staff.

Despite the most uncertain of seasons in 2020-21 that included stops and starts, shutdowns and restarts, cancellations, postponements and rescheduling, the program continued to move forward.

The Huskies had three lengthy shutdowns and 10 games either cancelled or postponed,

but still they finished third in their first season back in the BIG EAST, cracked the Top 25, reach the BIG EAST Tournament semifinals and, perhaps most importantly, earned a berth in the NCAA Tournament for the first time in five years.

In 2019-20, the Huskies posted the program's first winning season (19-12), the most overall victories, and the most conference wins in four years and, when the season was abruptly stopped by the coronavirus pandemic, UConn was on a five-game winning streak to close the regular season and had major momentum heading into the American Athletic Conference Championship. With seven losses by four points or less – including four in overtime, two of them in double overtime – the Huskies' record could easily have been even more impressive.

Hurley became the 19th head coach in the history of UConn basketball on March 22, 2018, when he accepted the challenge of resurrecting a program that had suffered two consecutive losing seasons. It didn't take long for him to put his stamp on the program. Three games into his first season as the head coach of the Huskies in 2018-19, the team had three victories, including its first win over a nationally-ranked opponent in three years.

As the architect of two previous college basketball rebuilding projects, however, Hurley was well-aware that the challenge of returning the four-time NCAA champion Huskies to national prominence wasn't going to be that easy. As with his two other program turnarounds, there clearly were going to be struggles and growing pains, and UConn's

final 16-17 record, while disappointing, was not all that surprising.

Although he was a national recruit coming out of St. Anthony High School and he put together an impressive college playing career at Seton Hall, it is as a coach that Hurley has made the basketball world take notice, as a program-builder and a positive guiding force for young men. While still a youthful coach in college basketball terms, Hurley has already taken charge of four struggling hoop programs – St. Benedict's Prep, Wagner College, the University of Rhode Island, and UConn -- and built them into competitors on the national stage.

Hurley is a product of one of the most well-known basketball families in the country, led by his father, Bob Sr., a Naismith Memorial Basketball Hall of Fame inductee following a legendary high school coaching career at powerhouse St. Anthony in Jersey City (N.J.) and including older brother Bobby, a college All-American and two-time National Champion player at Duke, who played for five years in the NBA, and is currently the head coach at Arizona State.

While following in those giant sneaker prints has understandably never been an easy task, Dan Hurley has always embraced the challenge and built himself an extremely impressive basketball resume in the process.

Hurley came to UConn following six years at Rhode Island, where he took a program that went 7-23 in the season before he arrived to a combined 51-18 mark and two NCAA Tournament appearances in his final two years, URI's first NCAA appearances in 18 years. In each year, Hurley guided the Rams to a first-round NCAA tournament victory.

In 2017-18, Hurley's URI team posted a 26-8 record, the most wins by a Rams team in eight years, which included a 16-game winning streak, the second-longest in school history. Rhode Island swept to the Atlantic 10 regular-season title with a 15-3 mark, and spent seven weeks ranked in the national polls, rising as high as No. 14 in the USA Today Coaches poll. Earning a No. 7 seed in the NCAA Tournament, URI defeated Oklahoma in the first round before bowing to second-seeded Duke. Hurley was named Atlantic 10 Coach of the Year, earned his second USBWA District I Coach of the Year Award and sent two of his players to NBA teams, Jared Terrell to the Timberwolves and E.C. Matthews to the Grizzlies.

The previous season, Hurley took Rhode Island to a 25-10 record, earning an automatic NCAA tourney bid by capturing the Atlantic 10 Championship. The 11th-seeded Rams upset sixth-seeded Creighton in the NCAA first round before suffering a three-point loss to No. 3 seed Oregon.

Despite a rash of injuries that decimated his 2015-16 team, Hurley still managed to post a winning 17-15 record and place his team among the national leaders in scor-

ing defense, allowing just 64.8 points per game. That followed a banner 23-10 season in 2014-15, during which URI led the nation in three-point percentage defense (.265) and ranked ninth in overall defensive efficiency. That team put Rhody back in the national picture, earning an NIT berth and reaching the second round before losing to eventual NIT champion Stanford, bringing Hurley his first USBWA District I Coach of the Year Award.

In his six seasons in Rhode Island, Hurley's teams were a combined 113-82 (.579), but an even more impressive 91-43 (.679) with two NCAA appearances and an NIT berth during his last four years.

Previous to his tenure in Kingston, Hurley spent two years at his first Division I head coaching job at Wagner College in the Northeast Conference. Taking over a program that had just five wins in 2009-10, Hurley immediately upped the win total to 13 in his first season of 2010-11 and nearly doubled that total to a 25-6 mark in 2011-12. His overall record in the Northeast Conference was 24-12.

Wagner was not Hurley's first college basketball coaching experience. After graduating from Seton Hall in 1996 and spending a season as an assistant coach under his father at St. Anthony, he was hired as an assistant coach at Rutgers and remained there for four years. When Rutgers decided to change



coaching staffs, Hurley opted to go back to the high school level and took over the basketball program at St. Benedict's Prep in Newark, N.J., in 2001.

It was at St. Benedict's, where he also taught history, that Hurley maintains he really learned his craft, building the program into a national prep school powerhouse. In nine seasons, Hurley compiled a sterling 223-21 record, with four Top Five finishes in the national rankings. He coached four McDonald's All-Americans as well as future NBA players J.R. Smith, Tristan Thompson, and Lance Thomas.

Following the 2009-10 season, Hurley was more than prepared to advance to the collegiate level and accepted the head coaching job at Wagner.

Born (1/16/73) and raised in Jersey City, Hurley was an outstanding high school player at St. Anthony, leading the team to a 31-1 record and a No. 2 national ranking as a senior. At Seton Hall, he played under head coaches P.J. Carlesimo and George Blaney, amassing career totals of 1,070 points and 437 assists and helping the Pirates to three NCAA Tournament appearances and an NIT berth during his career. Following his graduation in 1996, Hurley went directly into coaching, joining his father at St. Anthony for one year before heading into the college ranks at Rutgers.

Dan and wife Andrea, who met while both were attending Seton Hall, are the parents of two sons, Danny, also a Seton Hall graduate, and Andrew, a junior at UConn.



The Hurley Family (from left), Bob, Danny, Dan, Andrea, Chris, Andrew.

DAN HURLEY COACHING FILE

1996-97	St. Anthony's (Asst. Coach)		
1997-2001	Rutgers University (Asst. Coach)		
2001-2010	St. Benedict's Prep (Head Coach, 223-21)		
2010-11	Wagner College	13-17 (9-9 Northeast Conf.)	
2011-12	Wagner College	25-6 (15-3 Northeast Conf.)	
2012-13	Rhode Island	8-21 (3-13 Atlantic 10)	
2013-14	Rhode Island	14-18 (5-11 Atlantic 10)	
2014-15	Rhode Island	23-10 (13-5 Atlantic 10)	NIT 2nd Round
2015-16	Rhode Island	17-15 (9-9 Atlantic 10)	
2016-17	Rhode Island	25-10 (13-5 Atlantic 10*)	NCAA 2nd Round
2017-18	Rhode Island	26-8 (15-3 Atlantic 10^)	NCAA 2nd Round
2018-19	UConn	16-17 (6-12 American)	
2019-20	UConn	19-12 (10-8 American)	
2020-21	UConn	15-8 (11-6 BIG EAST)	NCAA 1st Round
2021-22	UConn	23-10 (13-6 BIG EAST)	NCAA 1st Round

Totals	Overall	224-152 (.596)	NCAA Record: 2-4
	Conference	122-90 (.575)	NIT Record: 1-1

* -- won Atlantic 10 Tournament championship
 ^ -- won Atlantic 10 regular-season championship

Coaching Honors

2014-15 -- USBWA District I Coach of the Year
 2017-18 -- Atlantic 10 Coach of the Year; USBWA District 1 Coach of the Year

DAN HURLEY vs. ALL OPPONENTS (224-152)

Air Force	1-0	Hofstra	1-1	Princeton	1-1
Alabama	0-1	Holy Cross	3-0	Providence	2-7
Albany	1-0	Houston	2-4	Quinnipiac	3-0
American	1-0	Indiana	0-1	Richmond	4-2
Arizona	0-2	Iona	4-0	Rider	1-0
Auburn	2-0	Iowa	0-1	Robert Morris	2-3
Belmont	1-0	Kansas	0-1	Sacred Heart	3-1
Binghamton	1-0	Lafayette	3-0	St. Bonaventure	6-3
Brown	6-0	La Salle	7-3	Saint Francis (Pa)	2-1
Bryant	3-0	Lehigh	0-2	Saint Joseph's	4-8
Bucknell	1-0	LIU Brookyn	1-4	Saint Louis	6-1
Butler	4-1	Loyola (Md.)	0-1	St. Francis (NY)	2-2
Buffalo	1-0	LSU	1-0	St. John's	2-2
Central Conn.	4-2	Maine	2-0	St. Mary's (Calif.)	0-1
Coll. of Charleston	1-0	Manhattan	1-0	Saint Peter's	1-1
Charlotte	0-1	Marist	1-0	Santa Clara	2-0
Cincinnati	2-3	Marquette	4-0	Seton Hall	4-3
Cleveland St.	1-0	Maryland	0-2	SMU	2-3
Columbia	0-1	Md.-Eastern Shore	1-0	Southern Miss	1-1
Coppin St.	1-0	Massachusetts	6-8	Stanford	0-1
Cornell	1-0	McNeese St.	1-0	Stony Brook	1-0
Creighton	1-5	Memphis	1-2	Syracuse	1-0
Dartmouth	1-0	Metro State	1-0	Temple	1-4
Davidson	4-4	Miami (Fla.)	1-0	Texas A&M	0-1
Dayton	5-6	Michigan St.	0-1	TCU	1-0
Delaware State	2-0	Monmouth	3-0	Tulane	3-0
DePaul	5-0	Morehead St.	1-0	Tulsa	1-2
Detroit	1-1	Mount St. Mary's	3-1	UConn	0-1
Drexel	1-0	NJIT	1-0	UMass-Lowell	3-0
Duke	0-2	Nebraska	1-1	UMKC	1-0
Duquesne	5-1	Nevada	0-1	UCF	1-2
East Carolina	3-0	New Hampshire	3-0	USC	1-0
Fairleigh Dickinson	3-0	New Mexico St.	0-1	USF	3-2
Florida	1-0	Norfolk St.	0-1	Valparaiso	0-2
Florida Gulf Coast	1-0	N. Carolina A&T	1-0	Vermont	1-0
Florida St.	0-1	UNC Asheville	2-0	West Virginia	0-1
Fordham	5-4	UNC Central	1-0	Villanova	1-5
Georgetown	4-0	Ohio St.	0-1	Virginia	0-1
George Mason	5-2	Old Dominion	1-1	VCU	5-4
Geo. Washington	4-3	Oklahoma	1-0	Virginia Tech	0-1
Georgia St.	1-0	Oregon	0-1	Wichita St.	1-2
Georgia Tech	0-1	Pace	1-0	William & Mary	1-0
Grambling St.	1-0	Penn	1-0	Xavier	2-3
Hartford	1-0	Pittsburgh	1-0		



Kimani YOUNG

Associate Head Coach

5th year at UConn

Kimani Young is in his fifth season on Dan Hurley's coaching staff at UConn, joining the staff in April, 2018, and assuming the title of associate head coach in September, 2020. Along with recruiting responsibilities, practice planning and game strategy, Young concentrates on coaching the Huskies' perimeter players, already helping five players reach all-conference status, including First Team selections Christian Vital in 2019-20, James Bouknight in 2020-21 and R.J. Cole in 2021-22. Young has also helped UConn land three consecutive Top 20 recruiting classes.

Besides the impact he has had at UConn, Young is also one of the founders of Coaches For Action, a group of 21 BIG EAST Conference assistant basketball coaches, with a shared mission to use the platform of athletics to educate and bring awareness to social injustices.

Young was featured in *The Athletic* as one of 25 up-and-coming assistant coaches in the country and he also was one of just 50 assistant coaches invited to attend Nike's 2015 Villa 7 Consortium, which introduces rising assistants to sitting athletic directors.

Originally from Queens, N.Y., Young came to UConn following five years at the University of Minnesota as an assistant coach on the staff of Richard Pitino and was also on staff with Pitino at Florida International for a year prior to that. Previously, his entire professional career took place in the New York metropolitan area.

Asked by Pitino to accompany him to Minnesota, Young helped the Golden Gophers rise as high as No. 12 in the national polls, earn an NCAA Tournament berth in 2016-17 and capture an NIT championship in 2013-14, while establishing himself as a top-level national recruiter.

At Florida International in 2012-13, Young helped the team notch 18 wins and achieve the program's first winning season in 13 years.

Young has always shown a passion for working with youth, especially in his home town.

Before taking the job at FIU, Young had two stints (2006-08, 2009-12) as the athletic director for the New Heights Youth, Inc. pro-

gram, managing all aspects of the program, including budgeting and building relationships within the New York City metropolitan community.

Between his two terms with New Heights, Young spent a year at St. John's University as the program's head team manager and video coordinator. He was in charge of film exchange with opponents and oversaw the taping of games and practices.

Young also worked as the program director for the Aim High Foundation in Brooklyn, a coach for Big Apple Basketball, Inc., and as a rec assistant for Kaplan House, a facility for young men in foster homes. Young was the center director for two centers for the Police Athletic League of New York.

Young played his college basketball at Texas-El Paso for legendary Hall of Fame coach Don Haskins. He graduated in 1998 with a degree in criminal justice and as one of only 22 UTEP players at the time to score 1,000 career points.

Before matriculating at UTEP, Young starred as an All-New York City selection out of Forest Hills High School in Queens, earning honorable mention McDonald's All-American honors as a senior in 1992.

Young is the father of four children --- Kamaal, Khaliq, Salimah and Khari.



Tom MOORE

Assistant Coach
18th year at UConn

Tom Moore is in his sixth season as an assistant coach on the staff of Dan Hurley, having spent the 2017-18 season with Hurley at the University of Rhode Island, and the past four seasons at UConn. Moore previously spent 13 years at UConn on the staff of Hall of Fame coach Jim Calhoun, the last two years as associate head coach. Moore's knowledge and familiarity of UConn proved invaluable as Hurley made the transition to Storrs in 2018-19.

In addition to his responsibilities of recruiting, practice and game planning, scouting and film breakdown, Moore works extensively with the UConn perimeter players and since returning to Storrs, has already helped five players reach all-conference status, including First Team selections Christian Vital in 2019-20, James Bouknight in 2020-21 and R.J. Cole in 2021-22. Moore also helped UConn land three consecutive Top 20 recruiting classes.

Moore brings 27 years of Division I coaching experience to the staff. Before helping Rhode Island pile up 26 wins, capture the Atlantic 10 regular-season title and a second straight NCAA Tournament berth in 2017-18, he earned 162 victories in 10 seasons as the head coach at Quinnipiac University.

Moore led Quinnipiac to four 20-win seasons, five national postseason berths, coached six All-Conference First Team selections, and was named CollegeInsider.com Northeast Conference Coach of the Year in 2009, Jim Phelan NEC Coach of the Year in 2010, and to the New England Basketball Hall of Fame in 2013. In addition, Quinnipiac earned the NABC Team Excellence Award with a 3.2 collective team GPA in 2013-14.

Before taking over the program at Quinnipiac, Moore was an integral part of the most successful span in UConn basketball history, which included the Huskies' first two NCAA

National Championships in 1999 and 2004. During his 13 seasons in Storrs, Moore helped build the Huskies into a national power. Moore helped guide UConn to a 340-99 overall record in the 13 seasons, along with eight Big East regular-season titles, five Big East tournament crowns, and 12 consecutive national postseason tournament bids (1995-2006).

While at UConn, Moore recruited and/or coached 19 players who went on to play in the NBA, including NBA All-Stars Ray Allen, Richard Hamilton and Caron Butler, 12 first-round draft choices, and five All-Americans.

Prior to joining the staff at UConn, Moore assumed the head coaching job at Worcester State College at just 24 years old and remained for five seasons (1989-94), eventually taking his team to the NCAA Division III National Tournament. Moore also has coaching experience as an assistant at Division II Assumption College (1988-89) and Worcester State (1987-88).

A native of Millbury, Mass., and a 1987 graduate of Boston University, Moore and wife Eileen have three daughters, Elizabeth Rose, Catherine



Luke MURRAY

Assistant Coach *2nd year at UConn*

Luke Murray is in his second season as an assistant coach, joining Coach Dan Hurley's staff in April, 2021, helping the Huskies earn an NCAA Tournament berth in 2021-22.

Murray, who previously worked under Coach Hurley at both Wagner and Rhode Island, has 14 years of college coaching experience at six programs, most recently before coming to UConn, Murray was an assistant coach for three years at Louisville.

A native of Palisades, N.Y., and a 2007 graduate of Fairfield University with a degree in sociology, Murray has earned a nationwide reputation as an outstanding evaluator of talent and one of the top recruiters in college basketball. He has been ranked by ESPN as one of the top 10 coaches under 40, similarly been named by *The Athletic* as one of 40 influential people in college basketball under 40, and recognized by 247Sports as one of the top five recruiters in the nation.

As Louisville's recruiting coordinator, Murray was instrumental in building the Cardinals' top 10 recruiting

class in 2019. As an assistant coach working mostly with the Louisville perimeter players, he helped Louisville to a 57-28 record (.671) over the last three seasons, and a national ranking among the top 15 during the 2019-20 season. The previous season, he helped the Cardinals reach the NCAA Tournament, despite playing against the fourth toughest schedule in the country.

Murray worked for three seasons (2015-18) as assistant coach at Xavier, helping the Musketeers to a combined 81-26 record, three NCAA Tournament appearances, including a No. 1 seed in 18, a BIG EAST regular-season championship, and a ranking as high as No. 3 in the AP poll. He played a key role as Xavier brought in three straight nationally-ranked recruiting classes. When head coach Chris Mack left to take over at Louisville, he asked Murray to join him on the Cardinals' staff.

Previous to his tenure at Xavier, Murray was part of Hurley's coaching staff at Rhode Island for two years, including the Rams' turnaround season in 2014-15, when they went 23-10, tied for second in the Atlantic 10, and earned an NIT bid.

Murray began his coaching career as the director of basketball operations at Quinnipiac University in 2007-08 under current UConn assistant coach Tom Moore. He then served as an assistant at Post University and grad assistant at Arizona before landing his first fulltime assistant coaching job in 2010-11 with Coach Hurley at Wagner. From there, he moved on to Towson for two seasons, helping the Tigers set an NCAA record for the best one-season improvement, from a one-win season in 2011-12 to an 18-13 record in 2012-13.

Murray and wife Kara are the parents of sons Luke, Jr., and Cash, and daughter Celine.



James DORAN

Athletic Trainer
18th year at UConn



James Doran is in his 18th year with the University of Connecticut. His primary responsibilities are with the University of Connecticut men's basketball and men's golf, dealing with the physical health and well-being of the student-athletes as well as the treatment and recovery of various injuries in conjunction with the UConn medical professionals.


Doran received his B.S. degree in kinesiology from San Diego State University in 1998, completed an internship at the University of San Diego (1996-98) and received his M.S. degree in exercise science from the University of Wyoming in 2000.

He was the associate athletic trainer for the University of Wyoming and was primarily responsible for the Cowboys men's basketball team from 2000 to 2005.

Doran received his National Athletic Trainers Association Board of Certification credential in 1998. He is a member of the NATA and the American College of Sports Medicine. He served as president of the Conn. Athletic Trainers' Association from 2013-16 and is currently serving as a member of the CATA's Governmental Affairs Committee. He was inducted into the CATA Hall of Fame in the spring of 2021.

Gavin ROBERTS

Director of Sports Performance
2nd year at UConn



Gavin Roberts is in his second year at UConn, joining the staff as director of sports performance for men's basketball in May, 2021.

Roberts came to UConn from Purdue University, where he had been the head strength and conditioning coach for the men's basketball team for three years. Previously, he was the assistant director of sports performance at Western Michigan. At UConn, he is responsible for all in-season and off-season aspects concerning strength, conditioning, nutrition and wellness training for the men's basketball student-athletes.

During Roberts' tenure at Purdue, the men's basketball team posted a 60-35 record overall, 38-21 in the Big Ten, with two NCAA appearances (the 2019-20 tourney was cancelled).

Roberts, originally from Somerset, N.J., and a two-sport star at Franklin High School in football and basketball, grew up watching UConn sports. He very nearly came to Storrs for college, choosing Purdue over UConn as a football recruit.

Roberts, a defensive back and special teams player for the Boilermakers, graduated from Purdue in 2013 with a degree in Health and Fitness and earned a master's degree in Technology, Leadership and Innovation from Purdue in 2015.

Roberts and wife Alanna are the parents of four children, daughter London, son Cairo, and twins Kingston and Brooklyn.

Paul WETTEMANN
Director of Basketball Administration
3rd year at UConn



Paul Wettemann III is in his seventh year with the UConn basketball program, his third on the coaching support staff and his first as the Director of Basketball Administration.

Wettemann deals with administrative policies within the athletic department and the university as well as critical budget preparations, travel arrangements, and the day-to-day operation of the program. He is also involved with the organization and administration of practice and skill sessions as well as the planning of the team's community outreach projects.

A native of Guilford, Conn., Wettemann has worn many hats during his time with the UConn program, working his way up from team manager as an undergraduate, to graduate head manager, to program coordinator, to assistant director of men's basketball operations, to his current position.

Wettemann graduated from UConn in 2018 with a bachelor of science degree and earned his master's degree in Sport Management in May, 2020.

Mathew JOHNSON
Video and Scouting Coordinator
4th year at UConn



Mathew Johnson is in his fourth season with the UConn basketball program, moving into the role of Video and Scouting Coordinator after previously serving as a graduate assistant and program assistant. Johnson is in charge of film production for the team, including breakdown of

opponents and evaluation of UConn, as well as coordination of all aspects of recruiting. He works closely with the coaching staff to assist in planning day-to-day practice sessions and game strategy.

Johnson, a native of Columbus, N.J., came to UConn after two years as an accountant for Tech Data Corporation in Tampa, Fla. He graduated from the University of Tampa with a degree in accounting in May, 2017, after a solid four-year basketball career with the Division II Spartans.

Before the University of Tampa, Johnson graduated from The Lawrenceville School, where he was a three-year varsity captain and earned All-Patriot League First Team honors. Previously, he was at St. Anthony in Jersey City, under Hall of Fame Coach Bob Hurley.

Johnson and wife Cyanna are the parents of a son, Micah.

Mamadou DIARRA
Director of Player Development
4th year at UConn



Mamadou Diarra is in his fourth year as a member of the UConn support staff, his first as the Director of Player Development, following one season as a student assistant coach and two as a graduate assistant. In his position, he has close interaction with the stu-

dent-athletes, initiating, developing and participating in off-court activities that teach life skills. He also assists the team's academic counselor with the scheduling and monitoring of study halls and organizes the team's community events.

Originally from Queens, N.Y., Diarra came to UConn as a consensus Top 100 recruit after graduating from Putnam (Conn.) Science Academy, leaving that school as a top five all-time career scorer, the second all-time rebounder, and second all-time shot blocker. He played 33 games for the Huskies before chronic knee conditions forced him to give up his playing career and pursue a career in coaching.

Diarra graduated from UConn in May, 2020, with a degree in Urban and Community Studies and earned his master's degree in Sport Management in 2022.

A Look Ahead: 2022-23 Preview

With rapid movement fast-becoming the new normal in college basketball, the UConn men's basketball team will move into the 2022-23 season bolstered by an influx of talent via the transfer route as well as a recruiting class ready to immediately contribute. As he enters into his fifth season as UConn's head coach, Dan Hurley has firmly established a culture of high-character student-athletes and on-court success, as well as an impressive recruiting pipeline that continues to flow. Now add to that an effective method of filling needs with transfers that fit into the program and UConn's trajectory is clearly on the rise.

The forward strides UConn made in 2021-22 were significant and continued to show the improvement that UConn has exhibited in each successive season under Hurley – best winning percentage (.733) of the last four years, most wins (23), most BIG EAST wins (13), most wins against Top 25 opponents (3), most weeks ranked in the Top 25 (15), to name a few. Perhaps most important, the Huskies' first back-to-back NCAA appearances in 10 years and their highest NCAA Tournament seeding (5) in 11 years. The Huskies were the only BIG EAST team with two First Team All-Conference selections, and for the second consecutive season, had a player selected in the NBA Draft.

With all that has been accomplished in the past four years, however, the task of continued improvement and stepping up to the next level nationally will likely be somewhat more difficult in 2022-23 as Hurley deals with the departure of three starters, a top reserve, and a wealth of experience and leadership. R.J. Cole, the Huskies' two-year starting point guard and last year's top scorer, two-year starting wing Tyrese Martin, last year's the third-leading scorer and a second-round NBA Draft choice, and starting big man Isaiah Whaley, a five-year veteran, along with top three-point threat and first reserve Tyler Polley will not be easy to replace. The transfer portal also beckoned four scholarship players from last year's team, making way for a slew of new faces.

First Team All-Big East junior forward Adama Sanogo leads the six returning scholarship players, forming the Huskies' core for 2022-23 along with junior guard Andre Jackson Jr. and sophomore guard Jordan Hawkins. Redshirt junior forward Richie Springs, sophomore forward Samson Johnson, and redshirt freshman forward Alex Karaban complete the list of returning scholarship players.

The seven newcomers include four experienced guards, entering through the transfer portal, and three true freshmen. Graduate student Joey Calcaterra, seniors Tristen Newton and Nahiem Alleyne, and junior Hassan Diarra are the fresh faces on the perimeter, while center Donovan Clingan, forward Yarin Hasson and guard Apostolos Roumoglou are the Huskies' true freshmen. Walk-on guards junior Andrew Hurley and freshmen Andre Johnson and Emmett Hendry round out the squad.

Clearly there is plenty of available playing time as UConn will return only 34.4 percent of last year's total minutes played. In fact, at first glance, it might look as if UConn has lost a majority of its positive statistics from last year. After all, the Huskies will return just 34 percent of their points, 42 percent of their rebounds, 36 percent of their made shots, just 20.4 percent of their made three-pointers, 33 percent of their made free throws and 37 percent of their steals.

However, the statistical picture changes when you consider that the four transfers are bringing in their own statistics from last season. If you add in the numbers that Newton, Alleyne, Diarra and Calcaterra produced on their various teams last year, then the Huskies are returning 89.5 percent of their points, 71.8 percent of their rebounds, 87.3 percent of their shots made, 92.7 percent of their three-pointers made, 96.1 percent of their free throws made and 95.9 percent of their steals.

While the 2022-23 Huskies still figure to feature the Dan Hurley trademarks of hard-nosed defense and aggressive rebounding, they also promise to have a much-improved offensive attack. Coach Hurley



Junior Andre Jackson Jr.

has indicated that he is leaning toward instilling a four-out, one-in offense, which will consist of more outside shooting, more three-point attempts and more points per game. The latest edition of the Huskies has been constructed with that in mind.

ON THE OUTSIDE

Although the Huskies lost two-year perimeter starters Cole and Martin, they could perhaps have a stronger perimeter game overall, considering the returnees and the newcomers who will man the outside positions.

Start with Andre Jackson, the lone returning perimeter starter, who averaged an under-the-radar 6.8 points and 6.8 rebounds last season. But he had six double-figure rebounding games, including a career-high 16 in one game and 14 in each of two others, which is the kind of rebounding the Huskies will need from the perimeter position if the four-out, one-in alignment is to be successful. He also produced an 8-assist game, showing his versatility. Likely the most individually athletic player on the team, Jackson made a huge jump from his freshman to his sophomore season and figures to make another leap as a junior. He has clearly taken over the leadership of the team and is determined to take the Huskies to a higher level.

Jordan Hawkins played through a somewhat injury-plagued freshman season, but his 6-5 athletic frame and smooth jump shot exude too much potential for him to remain under wraps. He will likely have one of the open starting spots and will be counted on to be the Huskies' No. 1 three-point threat. Much of the success of a four-out alignment will depend on Hawkins' ability to score.

While Jackson will likely have the ball in his hands much of the

2022-23 UCONN MEN'S BASKETBALL / PREVIEW

time and could well be UConn's chief facilitator, the replacement of point guard R.J. Cole figures to be a battle between the four transfers on the Huskies' roster. The inside track likely belongs to Tristen Newton, a career 1,000-point scorer and second team all-conference pick while at East Carolina. Newton led the Pirates in scoring and assists last season, had eight 20+ point games, and has the most point-guard experience of the newcomers.

Not to be discounted, however, is Nahiem Alleyne, from Virginia Tech, who started all 36 games for Virginia Tech, averaging 9.6 points and shooting .373 from three-point range, an ability that should earn him playing time as UConn looks for more outside threats.

Hassan Diarra was the top reserve guard at Texas A&M last season, averaging 6.2 points, with a knack for hitting game-winning shots, and exhibiting the kind of on-ball defense that Hurley covets, while grad student Joey Calcaterra, from San Diego, could well be the best outside shooter of the quartet, scoring a career 862 points, with 115 three-pointers.

Alex Karaban, a deadly outside three-point threat, who spent the second semester as a redshirt last season and at 6-8 can play both outside and inside, is a dark horse for a starting spot and will certainly demand his share of minutes after proving during the spring and summer that he can contribute. Latecomer Apostolos Roumoglou, a freshman import from Greece, has also shown that he can put the ball in the basket from the outside.

UConn's three walk-ons, junior Andrew Hurley and freshmen Andre Johnson Jr. and Emmett Hendry, are all guards and serve to give the Huskies the largest overall roster in number of players of the Hurley Era.

Overall, the Huskies have more solid perimeter depth than at any previous season of the Hurley Era as well as more outside shooters. That is the plan if the four-out, one-in alignment is to be effective.

ON THE INSIDE

UConn's inside strength starts with Adama Sanogo, the Preseason Player of the Year choice by a vote of the league's coaches. Sanogo was an All-BIG EAST First Team selection and a finalist for the Kareem Abdul-Jabbar Center of the Year Award last season. The big man improved in almost every phase of the game last season, with 22 double-figure scoring games, 10 double-figure rebounding games, and nine double-doubles. The All-American candidate will be a focal point of the Huskies at both ends of the floor, but especially on offense. How effective a scorer Sanogo is will undoubtedly impact if the Huskies' shooters can get open shots and ultimately how well the four-out, one-in alignment works for UConn.

Sanogo, however, is not the only inside player who can contribute to the Huskies. Samson Johnson played sparingly last season, then



Sophomore Jordan Hawkins

spent the entire spring and summer on campus, working out on the court and in the weight room in an effort to gain strength and improve his game. The result is that Johnson has perhaps given himself a chance at a starting role, but clearly has the opportunity for considerable playing time.

Two freshmen are also likely to figure prominently in the UConn frontcourt plans. One is Karaban, who will get time on the perimeter as a shooter, but also inside as a rugged rebounder. The other is 7-2 Donovan Clingan, the homegrown center who was a national recruit, but chose to remain close to home. He figures to start the season as a backup to Sanogo, but with his size and a deft shooting touch he will certainly find his minutes.

Richie Springs, in his fourth season with the program, will fight for playing time as a solid offensive rebounder, while late-arriving Yarin Hasson, the import forward from Israel, will provide additional front-court depth if he doesn't redshirt.

With Sanogo, UConn's opponents will not be able to discount the Huskies' inside game, which could lead to plenty of open kickouts for the outside sharpshooters.

SCHEDULE

UConn's non-conference schedule is highlighted by a return to Portland, Ore., after five years for another entry into another Phil Knight-inspired tournament, the Phil Knight Invitational, as part of PK85, in honor of the Nike founder's 85th birthday. The Huskies will meet Oregon in the opening round, as they did five years ago in PK80, then will face either Alabama or Michigan State in their second game. UConn's third opponent will come from among North Carolina, Portland, Iowa State or Villanova. The Huskies are all but guaranteed three quality opponents.

Also highlighted on UConn's non-conference slate is Oklahoma State as part of the BIG EAST-Big 12 Battle and a game at the University of Florida.

Stonehill, Boston University, Buffalo, UNC-Wilmington, Delaware State, and Long Island round out the non-conference schedule.

The 20-game BIG EAST schedule is once again an immense challenge, led by two games against expected Top 10 opponent Creighton. Xavier, Villanova, Providence and St. John's are all expected to be strong contenders for NCAA Tournament berths, while Seton Hall, Marquette, Butler, Georgetown and DePaul complete the conference gauntlet. No BIG EAST game is easy, especially games on the road.



Junior Adama Sanogo



BIG EAST

CONFERENCE

UCONN'S BIG EAST CONFERENCE CHAMPIONSHIPS

REGULAR SEASON

1989-90 (Shared)	1998-99
1993-94	2001-02
1994-95	2002-03 (Shared)
1995-96	2004-05 (Shared)
1997-98	2005-06 (Shared)

BIG EAST TOURNAMENT

1990	2002
1996	2004
1998	2011
1999	

2022-23 BIG EAST Conference Lineup



BUTLER
Location: Indianapolis, Ind.
Enrollment: 4,726
Nickname: Bulldogs
Home venue: Hinkle Fieldhouse (9,100)
Head coach: Thad Motta
Career record: 439-154 (17 years)
Record at Butler: 24-8 (1 year)
2021-22 record: 14-19 overall;
 6-14 BIG EAST (T-9th)
2020-21 Postseason: None
NCAA Appearances: 16
Last appearance: 2018
Top returning players:
 Chuck Harris (11.3p, 2.8r, 1.6a)
 Jayden Taylor (8.3p, 3.0r, 1.1a)



CONNECTICUT
Location: Storrs, Conn.
Enrollment: 27,721
Nickname: Huskies
Home venues: Gampel Pavilion (10,167); XL Center (15,564)
Head coach: Dan Hurley
Career record: 224-152 (12 years)
Record at UConn: 73-47 (4 years)
2021-22 record: 23-10 overall;
 13-6 BIG EAST (3rd)
2021-22 Postseason: NCAA 1st Round
NCAA Appearances: 35
Last appearance: 2022
Top returning players:
 Adama Sanogo (14.8p, 8.8r, 1.9bl)
 Andre Jackson Jr. (6.8p, 6.8r, 3.1a)



CREIGHTON
Location: Omaha, Neb.
Enrollment: 8,821
Nickname: Bluejays
Home venue: CHI Health Center (17,390)
Head coach: Greg McDermott
Career record: 556-332 (28 years)
Record at CU: 276-137 (12 years)
2021-22 record: 23-12 overall;
 12-7 BIG EAST (4th)
2021-22 Postseason: NCAA 2nd Round
NCAA Appearances: 23
Last appearance: 2022
Top returning players:
 Ryan Nembhard (11.3p, 3.1r, 4.4 a)
 Ryan Kalkbrenner (13.1p, 7.7r, 2.6bl)



DePAUL
Location: Chicago, Ill.
Enrollment: 22,437
Nickname: Blue Demons
Home venue: Wintrust Arena (10,387)
Head coach: Tony Stubblefield
Career record: 15-16 (1 year)
Record at DeP: 15-16 (1 year)
2021-2 record: 15-16 overall;
 6-14 BIG EAST (T-9th)
2021-22 Postseason: None
NCAA Appearances: 18
Last appearance: 2004
Top returning players:
 Jalen Terry (8.2p, 3.2r, 3.1a)
 Nick Ongenda (8.7p, 4.3r, 1.7b)



GEORGETOWN
Location: Washington, D.C.
Enrollment: 7,463
Nickname: Hoyas
Home venue: Capital One Arena (20,600)
Head coach: Patrick Ewing
Career record: 68-84 (5 years)
Record at Gtown: 68-84 (5 years)
2021-22 record: 6-25 overall;
 0-19 BIG EAST (11th)
2021-22 Postseason: None
NCAA Appearances: 31
Last appearance: 2021
Top returning players:
 Dante Harris (11.9p, 3.6r, 4.1a)
 Ryan Mutombo (5.1p, 3.0r, 0.9bl)



MARQUETTE
Location: Milwaukee, Wis.
Enrollment: 12,000
Nickname: Golden Eagles
Home venue: Fiserv Forum (17,600)
Head coach: Shaka Smart
Career record: 291-155 (13 years)
Record at Marquette: 19-13 (1 year)
2021-22 record: 19-13 overall;
 11-8 BIG EAST (T-5th)
2021-22 Postseason: NCAA 1st Round
NCAA Appearances: 34
Last appearance: 2022
Top returning players:
 Kam Jones (7.4p, 1.2a)
 Tyler Kolek (6.7p, 3.7r, 5.9a)



PROVIDENCE
Location: Providence, R.I.
Enrollment: 4,834
Nickname: Friars
Home venue: Amica Mutual Pavilion (12,410)
Head coach: Ed Cooley
Career record: 313-210 (16 years)
Record at Prov: 221-141 (11 years)
2021-22 record: 27-6 overall;
 14-3 BIG EAST (1st)
2021-22 Postseason: NCAA Sweet 16
NCAA Appearances: 21
Last appearance: 2022
Top returning players:
 Jared Bynum (12.2p, 2.9r, 4.0a)
 Ed Crosswell (5.4p, 4.7r, 0.7bl)



ST. JOHN'S
Location: Queens, N.Y.
Enrollment: 20,729
Nickname: Red Storm
Home venue: Carnesecca Arena (5,602);
 Madsion Square Garden (19,786)
Head coach: Mike Anderson
Career record: 419-241 (20 years)
Record at St.J.: 50-41 (3 years)
2021-22 record: 17-15 overall;
 8-11 BIG EAST (T-7th)
2021-22 Postseason: None
NCAA Appearances: 30
Last appearance: 2019
Top returning players:
 Posh Alexander (13.8p, 4.4r, 5.5a)
 Joel Soriano (6.4p, 5.5r, 1.7bl)



SETON HALL
Location: South Orange, N.J.
Enrollment: 10,300
Nickname: Pirates
Home venue: Prudential Center (10,353)
Head coach: Shaheen Holloway
Career record: 64-57 (4 years)
Record at SHall: First year
2021-22 record: 21-11 overall;
 11-8 BIG EAST (T-5th)
2021-22 Postseason: NCAA 1st Round
NCAA Appearances: 14
Last appearance: 2022
Top Returning Players:
 Kadary Richmond (8.8p, 3.6r, 4.1a)
 Alexis Yetna (8.1p, 7.6r)



VILLANOVA
Location: Villanova, Pa.
Enrollment: 6,966
Nickname: Wildcats
Home venues: Finneran Pavilion (6,501); Wells Fargo Center (21,000)
Head coach: Kyle Neptune
Career record: 16-16 (1 year)
Record at Vill: First Year
2021-22 record: 30-8 overall;
 16-4 BIG EAST (2nd)
2021-22 Postseason: NCAA Final Four
NCAA Appearances: 41
Last appearance: 2022
Top Returning Players:
 Justin Moore (14.8p, 4.8r, 2.3a)
 Eric Dixon (9.1p, 6.4r)



XAVIER
Location: Cincinnati, Ohio
Enrollment: 6,798
Nickname: Musketeers
Home venue: Cintas Center (10,250)
Head coach: Sean Miller
Career record: 422-256 (17 years)
Record at Xavier: 120-47 (5 years)
2021-22 record: 23-13 overall;
 8-11 BIG EAST (T-7th)
2021-22 Postseason: NIT Champion
NCAA Appearances: 28
Last appearance: 2018
Top returning players:
 Colby Jones (11.6p, 7.3r, 3.2a)
 Jack Nunge (13.4p, 7.4r, 1.4bl)



2022-23 UNIVERSITY OF CONNECTICUT BASKETBALL NOTES

UCONN Coach **Dan Hurley** is in his fifth season at UConn, with a 12-year Division I coaching record of 224-152 (.596) at Wagner (2 seasons, 38-23), Rhode Island (6 seasons, 113-82) and UConn (4 seasons, 73-47). In his first season at his three positions, taking over struggling programs, he has a combined winning percentage of .402. In his second season at his three positions, his combined winning percentage jumps to an impressive .617. He already ranks seventh on UConn's all-time coaching victories list.

UCONN has shown rapid improvement during **Dan Hurley's** tenure. From Year One to Year Four in wins (16 to 23), regular-season winning percentage (.484 to .733), conference wins (6 to 13), road victories (1 to 5), neutral site wins (2 to 4), weeks ranked in AP Top 25 (0 to 15), Ken Pom rank (98 to 21), Frst Team All-Conference picks (0 to 2).

UCONN will have seven new scholarship players on the 2022-23 roster, the most of the Hurley Era.

UCONN will return only 34.4 percent of last year's total minutes played, as well as just 34 percent of its points, 42 percent of rebounds, 36 percent of made shots, 20.4 percent of made three-pointers, 33 percent of made free throws and 37 percent of steals. However, if you add in the numbers that transfers Newton, Alleyne, Diarra and Calcaterra produced on their various teams last year, then the Huskies are returning 89.5 percent of their points, 71.8 percent of their rebounds, 87.3 percent of their shots made, 92.7 percent of their three-pointers made, 96.1 percent of their free throws made and 95.9 percent of their steals.

UCONN junior **Adama Sanogo** is the seventh player from UConn to be voted the BIG EAST Preseason Player of the Year, joining Corny Thompson (1981-82), Donyell Marshall (1993-94), Richard Hamilton (1998-99), Khalid El-Amin (1999-00), Emeka Okafor (2003-04) and Rudy Gay (2005-06).

UCONN junior **Andre Jackson Jr.** starts the season with the longest current streak of games played (45). **Adama Sanogo** has the longest current streak of games started (20).

UCONN has played more games in **Madison Square Garden** than any venue except for its home courts in Storrs and Hartford. The Huskies have played 125 games in MSG, with an overall record there of 66-59 (.528). They have won 10 championships there of one form or another, including seven BIG EAST Tournament titles (1990, 1996, 1998, 1999, 2002, 2004 and 2011) and the 2014 NCAA East Regional Championship. UConn Coach Dan Hurley is 4-5 at MSG with the Huskies.

2022-23 University of Connecticut Men's Basketball Schedule

DATE	OPPONENT	TV	SITE	TIME
NOVEMBER				
Mon 7	STONEHILL	Fox App	XL Center, Hartford, Conn.	7:30 pm
Fri 11	BOSTON UNIVERSITY	FS2	Gampel Pavilion, Storrs, Conn.	6 pm
Tue 15	BUFFALO	CBS SN	XL Center, Hartford, Conn.	7 pm
Fri 18	UNC-WILMINGTON	FS2	Gampel Pavilion, Storrs, Conn.	8:30 pm
Sun 20	DELAWARE STATE	FS1	XL Center, Hartford, Conn.	5 pm
Nov. 24-27	PHIL KNIGHT INVITATIONAL (PK85)		PORTLAND, ORE.	
Thu 24	vs. Oregon	ESPN2	Moda Center, Portland, Ore.	8 pm
Fri 25	vs. Alabama/Michigan State	TBD	Veterans Memorial Coliseum, Portland, Ore.	xx
Sun 27	vs. TBD	TBD	TBD	xx
DECEMBER				
Dec. 1	BIG 12-BIG EAST BATTLE		STORRS, CONN.	
Thu 1	OKLAHOMA STATE	FS1	Gampel Pavilion, Storrs, Conn.	6:30 pm
Wed 7	at Florida	ESPN2	Exactech Arena, Gainesville, Fla.	9 pm
Sat 10	LONG ISLAND	FS1	Gampel Pavilion, Storrs, Conn.	12:30 pm
Sat 17	at Butler*	FS1	Hinkle Fieldhouse, Indianapolis, Ind.	7 pm
Tue 20	GEORGETOWN*	FS1	Gampel Pavilion, Storrs, Conn.	6:30 pm
Wed 28	VILLANOVA*	FS1	XL Center, Hartford, Conn.	6:30 pm
Sat 31	at Xavier*	FOX	Cintas Center, Cincinnati, Ohio	noon
JANUARY				
Wed 4	at Providence*	FS1	Amica Mutual Pavilion, Providence, R.I.	8:30 pm
Sat 7	CREIGHTON*	FOX	Gampel Pavilion, Storrs, Conn.	noon
Wed 11	at Marquette*	CBS SN	Fiserv Forum, Milwaukee, Wis.	7 pm
Sun 15	ST. JOHN'S*	FS1	XL Center, Hartford, Conn.	noon
Wed 18	at Seton Hall*	FS1	Prudential Center, Newark, N.J.	6:30 pm
Sun 22	BUTLER*	FOX	XL Center, Hartford, Conn.	noon
Wed 25	XAVIER*	FS1	Gampel Pavilion, Storrs, Conn.	6:30 pm
Tue 31	at DePaul*	FS1	Wintrust Arena, Chicago, Ill.	8 pm
FEBRUARY				
Sat 4	at Georgetown*	FS1	Capital One Arena, Washington, D.C.	noon
Tue 7	MARQUETTE*	FS1	XL Center, Hartford, Conn.	6:30 pm
Sat 11	at Creighton*	FOX	CHI Health Center, Omaha, Neb.	2 pm
Sat 18	SETON HALL*	FOX	Gampel Pavilion, Storrs, Conn.	noon
Wed 22	PROVIDENCE*	FS1	Gampel Pavilion, Storrs, Conn.	6:30 pm
Sat 25	at St. John's*	CBS	Madison Square Garden, New York, N.Y.	noon
MARCH				
Wed 1	DePAUL*	CBS SN	XL Center, Hartford, Conn.	7 pm
Sat 4	at Villanova*	FOX	Wells Fargo Center, Philadelphia, Pa.	7:30 pm
Wed-Sat 8-11	BIG EAST Tournament	FOX Network	Madison Square Garden, New York, N.Y.	

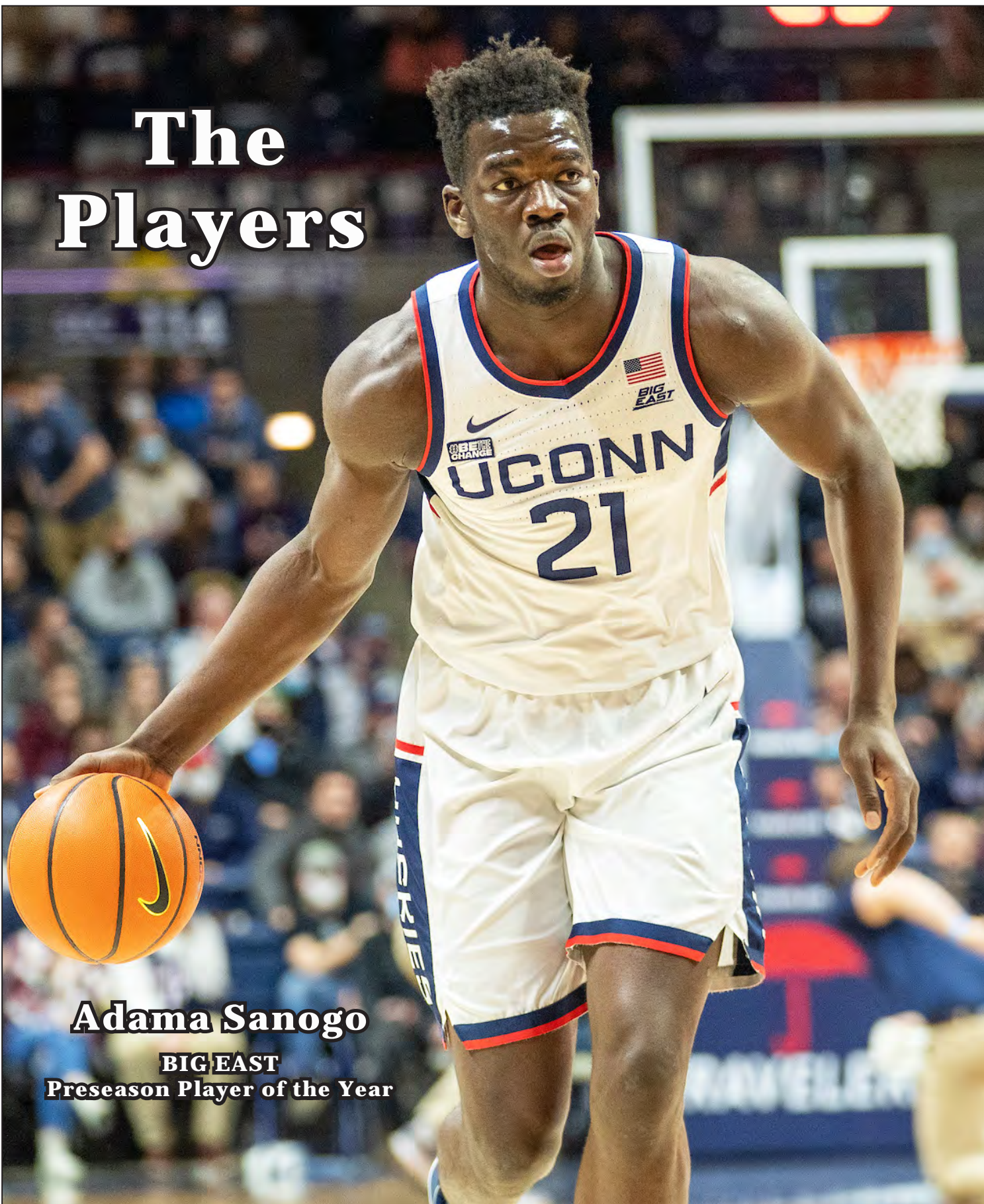
* ---- BIG EAST Conference opponent

Home games in CAPS

All times Eastern Standard

Information subject to change

The Players



Adama Sanogo

**BIG EAST
Preseason Player of the Year**

2022-23 University of Connecticut Men's Basketball Roster

No.	Name	Yr.	Pos.	Ht.	Wt.	Hometown /Last School
2	Tristen Newton	Sr.	G	6-5	190	El Paso, Texas /East Carolina
3	Joey Calcaterra	Gr.	G	6-3	180	Novato, Calif. /San Diego
4	Nahiem Alleyne	Sr.	G	6-4	195	Buford, Ga. /Virginia Tech
5	Hassan Diarra	Jr.	G	6-2	190	Queens, N.Y. /Texas A&M
11	Alex Karaban	R-Fr.	F	6-8	210	Southborough, Mass. /IMG Academy
13	Richie Srings	R-Jr.	F	6-9	235	Brooklyn, N.Y. /MacDuffie School
20	Andrew Hurley	Jr.	G	6-1	170	Glastonbury, Conn. /East Catholic HS
21	Adama Sanogo	Jr.	F	6-9	245	Bamako, Mali /The Patrick School
24	Jordan Hawkins	So.	G	6-5	195	Gaithersburg, Md. /DeMatha Catholic
30	Yarin Hasson	Fr.	F	6-9	180	Gan Yavne, Israel /Gimnasia Realit
32	Donovan Clingan	Fr.	C	7-2	265	Bristol, Conn. /Bristol Central HS
33	Apostolos Roumoglou	Fr.	G	6-7	205	Xanthi, Greece /Arion Xanthi
35	Samson Johnson	So.	F	6-10	215	Lome, Togo /The Patrick School
40	Andre Johnson Jr.	Fr.	G	6-4	160	Bristol, Conn. /South Kent School
41	Emmett Hendry	Fr.	G	6-3	155	Brooklyn, N.Y. /Montverde Academy
44	Andre Jackson Jr.	Jr.	G	6-6	210	Amsterdam, N.Y. /Albany Academy

COACHING STAFF

Head Coach: DAN HURLEY (Seton Hall '96)

Record at school/years: 73-47/4; Career record/years: 224-152/12

Associate Head Coach: KIMANI YOUNG (UTEP '98)

Assistant Coach: TOM MOORE (Boston University '87)

Assistant Coach: LUKE MURRAY (Fairfield '07)

SUPPORT STAFF

Director of Basketball Administration: Paul Wettemann (UConn '18, UConn '20)

Athletic Trainer: James Doran (San Diego St. '98; Wyoming '00)

Director of Sports Performance: Gavin Roberts (Purdue '13, Purdue '15)

Video and Scouting Coordinator: Mathew Johnson (Tampa '17, UConn '22)

Director of Player Development: Mamadou Diarra (UConn '20, UConn '22)

Graduate Assistant: Tim Russo (Tampa '21)

Graduate Assistant: J.R. Lynch (Hartford '19)

Graduate Assistant: Matt Trudeau (Central Connecticut '20)

Graduate Assistant: Andre Berry (Rhode Island '18)

Graduate Head Manager: Chris Mastrangelo (UConn '21)

PRONUNCIATIONS

Adama Sanogo -- ahh-DOM-ahh san-OH-go

Nahiem Alleyne -- nah-HEEM ahh-LEAN

Hassan Diarra -- ha-SAHN DEE-arra

Yarin Hasson -- YAR-in haa-SOHN

Apostolos Roumoglou -- ahh-POS-two-los ROOM-ahh-glue

Adama SANOGO

21

Junior
Forward

6-9 • 245

Bamako, Mali

While at UConn: Will serve as team co-captain with Andre Jackson Jr. in 2022-23... BIG EAST Preseason Player of the Year... BIG EAST Player of the Year candidate and All-American candidate... One of two returning starters... Has had enormous impact in his first two years at UConn, appearing in 52 games, starting 48, averaging 11.5 points, 7.0 rebounds, with a .518 field goal

percentage, .664 free throw percentage, and 76 blocked shots... Has 10 career double-doubles... As a sophomore, named First Team All-BIG EAST, one of five finalists for Kareem Abdul-Jabbar Center of the Year Award, USBWA All-District I Team... As a freshman, named to BIG EAST All-Freshman Team and BIG EAST All-Tournament Team... Enters 2022-23 season with longest active streak of consecutive games started with 20.

As a Sophomore in 2021-22: Appeared in 29 games, starting 28, missed four in first weeks of December with abdominal strain... Averaged 14.8 points, 8.8 rebounds, shot .504 overall, .686 from the foul line and blocked 55 shots... Had 22 double-figure scoring games, 10 double-figure rebounding games and nine double-doubles, including in three consecutive games... Led BIG EAST in rebounding (8.9), led UConn in rebounding (8.8), offensive rebounding (3.6) and field goals made (179)... Named to Battle 4 Atlantis All-Tournament Team, highlighted by career-high 30 points vs. nationally-ranked Auburn... Grabbed career-high 18 rebounds vs. St. John's (1/12/22)... Named BIG EAST Player of the Week twice, named to BIG EAST Weekly Honor Roll three times.

As a Freshman in 2020-21: Played in all 23 games as a true freshman, starting 20, including the last 19... Averaged 7.3 points, 4.8 rebounds, and led team and ranked fifth in BIG EAST with .554 field goal percentage... His 21 blocks ranked second on the team... Had career-high 16 points and grabbed 9 re-

TEAM CAPTAIN



ADAMA SANOGO CAREER STATISTICS

YEAR	GP-GS	MIN/AVG	Total		PCT	3-Point		PCT	FT-FTA	PCT	Rebs			PF-FO	AST TO	BLK	STL	PTS/AVG	
			FG-FGA	PCT		FG-FGA	PCT				OFF-DEF	TOT	AVG						
2020-21	23-20	391/17.0	77-139	.554	0-0	.000	15-26	.577	35-75	.467	110	110	4.8	65-2	13	31	21	9	169/7.3
2021-22	29-28	847/29.2	179-355	.504	0-1	.000	70-102	.686	105-151	.695	256	256	8.8	85-2	29	68	55	25	428/14.8
TOTALS	52-48	1238/23.8	256-494	.518	0-1	.000	85-128	.664	140-226	.664	366	366	7.0	150-4	42	99	76	34	597/11.5
BIG EAST YEAR	GP-GS	MIN/AVG	Total		PCT	3-Point		PCT	FT-FTA	PCT	Rebs			PF-FO	AST TO	BLK	STL	PTS/AVG	
			FG-FGA	PCT		FG-FGA	PCT				OFF-DEF	TOT	AVG						
2020-21	17-16	300/17.6	55-100	.550	0-0	.000	11-16	.688	23-66	.348	89	89	5.2	51-2	12	24	18	7	121/7.1
2021-22	18-17	528/29.3	114-224	.509	0-0	.000	44-66	.667	69-105	.657	174	174	9.7	54-2	18	42	40	15	272/15.1
TOTALS	35-33	828/23.7	169-324	.522	0-0	.000	55-82	.671	92-171	.671	263	263	7.5	105-4	30	66	58	22	393/11.2



**ADAMA SANOGO
CAREER HIGH
PERFORMANCES**

	<u>Career -- All Games</u>	<u>Career-- Conference Regular Season Games</u>
Points	30 Auburn (11/24/21)	26 Two Times
FG Made	12 Auburn (11/24/21)	10 Two Times
FG Atts.	24 Auburn (11/24/21)	18 Marquette (2/8/22)
3-Pt. FG	--	--
3-Pt. FGA	1 Auburn (11/24/21)	--
FT	6 Four Times	6 Three Times
FT Att.	11 St. John's (1/12/22)	11 St. John's (1/12/22)
Off. Reb.	8 Seton Hall (1/8/22)	8 Seton Hall (1/8/22)
Def. Reb.	13 St. John's (1/12/22)	13 St. John's (1/12/22)
Total Reb.	18 St. John's (1/12/22)	18 St. John's (1/12/22)
Assists	3 Three Times	3 Villanova (2/22/22)
TO	8 Auburn (11/24/21)	6 Marquette (2/8/22)
Blocks	6 Three Times	6 Two Times
Steals	3 New Mexico St. (3/17/22)	2 Four Times
Minutes	40 St. John's (1/12/22)	40 St. John's (1/12/22)



ADAMA SANOGO GAME-BY-GAME STATISTICS

2021-22

Opponent	Date	GS	MIN	Total		3-Pointers		Free throws		Rebounds			PF	A	TO	BLK	STL	PTS	AVG		
				FG-FGA	PCT	3FG-3FGA	PCT	FT-FTA	PCT	OFF	DEF	TOT								AVG	
Central Conn. St.	11/09/2021	*	23:41	9-11	.818	0-0	.000	2-2	1.000	2	3	5	5	0	3	1	2	3	1	20	20.0
Coppin St.	11/13/2021	*	25:21	10-13	.769	0-0	.000	0-1	.000	4	5	9	7	0	4	0	2	0	1	20	20.0
LIU	11/17/2021	*	19:43	3-7	.429	0-0	.000	5-5	1.000	2	4	6	6	7	3	0	1	1	2	11	17.0
Binghamton	11/20/2021	*	25:45	6-11	.545	0-0	.000	0-0	.000	1	4	5	6	3	2	0	2	2	0	12	15.8
vs Auburn	11/24/2021	*	36:33	12-25	.480	0-1	.000	6-7	.857	3	3	6	6	2	4	1	8	2	0	30	18.6
vs Michigan St.	11/25/2021	*	34:22	8-18	.444	0-0	.000	2-2	1.000	4	6	10	6	8	4	1	2	6	1	18	18.5
vs VCU	11/26/2021	*	30:10	2-3	.667	0-0	.000	2-2	1.000	4	3	7	6	9	4	3	3	0	2	6	16.7
UMES	11/30/2021	*	22:51	3-8	.375	0-0	.000	2-6	.333	2	0	2	6	3	1	1	1	0	0	8	15.6
at Marquette	12/21/2021	*	12:28	3-6	.500	0-0	.000	0-0	.000	0	2	2	5	8	2	0	3	1	0	6	14.6
at Seton Hall	01/08/2022	*	31:50	8-16	.500	0-0	.000	2-3	.667	8	8	16	6	8	3	1	1	3	1	18	14.9
St. John's (NY)	01/12/2022	*	40:02	10-17	.588	0-0	.000	6-11	.545	5	13	18	7	8	2	2	3	6	0	26	15.9
Butler	01/18/2022	*	24:43	6-14	.429	0-0	.000	1-5	.200	6	9	15	8	4	4	1	1	4	1	13	15.7
at Butler	01/20/2022	*	32:07	5-9	.556	0-0	.000	5-5	1.000	2	7	9	8	5	2	1	3	3	0	15	15.6
Georgetown	01/25/2022	*	22:42	8-14	.571	0-0	.000	3-4	.750	4	4	8	8	4	3	0	0	2	2	19	15.9
at DePaul	01/29/2022	*	30:29	5-12	.417	0-0	.000	0-0	.000	1	7	8	8	4	4	1	3	1	1	10	15.5
Creighton	02/01/2022	*	29:22	3-10	.300	0-0	.000	2-2	1.000	6	3	9	8	4	1	1	0	1	1	8	15.0
at Villanova	02/05/2022	*	26:48	7-9	.778	0-0	.000	0-1	.000	2	0	2	8	1	4	1	3	2	1	14	14.9
Marquette	02/08/2022	*	35:16	9-18	.500	0-0	.000	6-8	.750	5	10	15	8	4	2	1	6	1	2	24	15.4
at Xavier	02/11/2022	*	24:42	3-6	.500	0-0	.000	5-6	.833	5	1	6	8	3	4	1	2	0	1	11	15.2
at St. John's (NY)	02/13/2022	*	22:35	4-13	.308	0-0	.000	0-2	.000	3	3	6	8	2	3	0	3	2	0	8	14.9
Seton Hall	02/16/2022	*	33:58	9-17	.529	0-0	.000	2-5	.400	7	9	16	8	6	1	2	3	0	2	20	15.1
Xavier	02/19/2022	*	38:25	7-12	.583	0-0	.000	1-1	1.000	4	5	9	8	6	1	0	4	1	2	15	15.1
Villanova	02/22/2022	*	33:40	8-14	.571	0-0	.000	4-5	.800	2	4	6	5	4	3	0	2	1	2	10	15.3
at Georgetown	02/27/2022	*	18:29	3-5	.600	0-0	.000	0-0	.000	1	1	2	2	2	5	1	1	1	6	14.9	
at Creighton	03/02/2022	*	36:51	6-16	.375	0-0	.000	1-2	.500	5	11	16	8	5	4	0	1	6	1	13	14.8
DePaul	03/05/2022	*	33:07	10-16	.625	0-0	.000	6-6	1.000	3	8	11	8	6	5	1	2	1	0	26	15.3
vs Seton Hall	03/10/2022	*	35:02	2-11	.182	0-0	.000	2-2	1.000	5	6	11	8	7	1	1	2	1	0	6	14.9
vs Villanova	03/11/2022	*	31:09	6-15	.400	0-0	.000	3-7	.429	7	6	13	8	9	3	0	2	0	15	14.9	
vs New Mexico St.	03/17/2022	*	34:45	4-9	.444	0-0	.000	2-2	1.000	2	6	8	8	8	2	3	1	0	3	10	14.8
Totals			28	846:57	179-355	.504	0-1	.000	70-102	.686	105	151	256	88	85	29	68	55	25	428	14.8

Opponent	Date	GS	MIN	Total		3-Pointers		Free throws		Rebounds			PF	A	TO	BLK	STL	PTS	AVG		
				FG-FGA	PCT	3FG-3FGA	PCT	FT-FTA	PCT	OFF	DEF	TOT								AVG	
Central Conn. St.	11/25/2020		17:09	4-6	.667	0-0	.000	0-1	.000	5	2	7	7	0	2	1	1	1	0	8	8.0
Hartford	11/27/2020		11:02	4-7	.571	0-0	.000	0-1	.000	1	1	2	4	5	0	0	2	0	1	8	8.0
vs Southern California	12/03/2020	*	10:07	0-1	.000	0-0	.000	1-2	.500	0	0	0	3	3	0	0	0	0	0	1	5.7
Creighton	12/20/2020		12:20	2-4	.500	0-0	.000	1-1	1.000	1	3	4	3	2	1	1	0	0	5	5.5	
DePaul	12/30/2020	*	06:48	1-3	.333	0-0	.000	0-0	.000	1	3	4	3	4	0	1	0	0	2	4	8.0
at Marquette	01/05/2021	*	14:59	2-4	.500	0-0	.000	0-0	.000	1	4	5	3	7	4	0	0	1	0	4	4.7
at Butler	01/09/2021	*	09:14	2-3	.667	0-0	.000	0-1	.000	0	4	4	3	3	0	3	0	0	4	4.6	
at DePaul	01/11/2021	*	09:59	0-0	.000	0-0	.000	0-0	.000	0	0	0	3	3	0	0	0	2	0	0	4.0
St. John's (NY)	01/18/2021	*	17:15	6-11	.545	0-0	.000	0-0	.000	1	3	4	3	3	1	2	1	1	1	12	4.9
at Creighton	01/23/2021	*	19:52	5-9	.556	0-0	.000	3-4	.750	3	2	5	3	5	0	5	0	1	13	5.7	
Butler	01/26/2021	*	19:57	4-7	.571	0-0	.000	0-0	.000	1	5	6	3	7	3	1	2	1	1	8	5.9
Seton Hall	02/06/2021	*	21:33	5-8	.625	0-0	.000	2-2	1.000	1	1	2	3	6	5	2	2	0	0	12	6.4
at Providence	02/10/2021	*	27:53	4-9	.444	0-0	.000	1-1	1.000	2	6	8	3	9	4	0	0	5	2	9	6.6
at Xavier	02/13/2021	*	22:04	2-4	.500	0-0	.000	0-0	.000	3	5	8	4	2	2	2	1	0	4	6.4	
Providence	02/16/2021	*	10:58	1-2	.500	0-0	.000	0-0	.000	0	4	4	4	2	3	0	3	1	0	2	6.1
at Villanova	02/20/2021	*	19:26	4-6	.667	0-0	.000	0-2	.000	0	2	2	4	1	4	0	1	0	0	8	6.3
at Georgetown	02/27/2021	*	21:20	4-7	.571	0-0	.000	0-1	.000	3	4	7	4	2	3	2	1	2	0	8	6.4
Marquette	02/23/2021	*	15:07	2-6	.333	0-0	.000	0-0	.000	1	6	7	4	4	0	0	0	0	4	6.2	
at Seton Hall	03/03/2021	*	31:04	7-11	.636	0-0	.000	2-2	1.000	4	5	9	4	6	3	1	1	2	1	16	6.7
Georgetown	03/06/2021	*	20:07	4-6	.667	0-0	.000	2-2	1.000	1	9	10	4	9	2	1	1	2	1	10	6.9
vs DePaul	03/11/2021	*	15:32	6-9	.667	0-0	.000	2-4	.500	2	1	3	4	8	3	0	1	1	1	14	7.2
vs Creighton	03/12/2021	*	20:59	6-9	.667	0-0	.000	1-2	.500	0	5	5	4	8	4	0	2	1	0	13	7.5
vs Maryland	03/20/2021	*	16:08	2-7	.286	0-0	.000	0-0	.000	4	0	4	4	8	2	0	1	0	0	4	7.3
Totals			20	390:53	77-139	.554	0-0	.000	15-26	.577	35	75	110	4.8	65	13	31	21	9	169	7.3

bounds in win at Seton Hall (3/3/21)... Had first career double-double with 10 points and 10 rebounds against Georgetown (3/6/21)... Had seven double-figure scoring games, including four of the last five games of the season... Twice named BIG EAST Freshman of the Week.

Before College: Late recruit who reclassified from 2021 to 2020, considered a Top 75 recruit... Came to UConn after spending 2019-20 at The Patrick School (Hillside, N.J.) under Coach Chris Chavannes... Averaged 13.3 points and 10.5 rebounds in 14 games in 2019-20... Considered the No. 7 center in the Class of 2021 before reclass

Andre JACKSON JR.

TEAM CAPTAIN

44

Junior Guard

6-6 • 210

Amsterdam, N.Y.

While at UConn: Will serve as team co-captain in 2022-23 with Adama Sanogo... Made a major jump from freshman to sophomore season, becoming a starting guard, more than doubling his scoring and rebounding average, and improving in virtually every offensive category, including a leap in 3-point shooting percentage from .118 to .361... Has played 49 games at UConn, starting 34, and averaging 5.4 points and 5.5 rebounds per game... One of two returning starters in 2022-23 and likely to assume role as team leader... Named to BIG EAST All-Academic Team... Enters 2022-23 with longest



active streak of consecutive games played with 45.

As a Sophomore in 2021-22: Started every game in 2021-22, except on Senior Day... Averaged 6.8 points, 6.8 rebounds, shot .426 overall and .361 from three-point range, all vast improvements from his freshman year... Led the team in steals (1.2) and defensive rebounds (5.5) and was second in assists (3.1)... Had seven double-figure scoring games and six double-figure rebounding games, including a career-high 16 rebounds at St. John's... Had career-high 8 assists vs. Seton Hall... Had first career double-double vs. Butler.

As a Freshman in 2020-21: Appeared in 16 games, starting two, despite missing six weeks (seven games) from end of December to beginning of February with a left wrist injury... Averaged 2.7 points, 2.9 rebounds, 1.6 assists, and 16.0 minutes per game... Played nearly 20 minutes in season opener and handed out season-high 6 assists... Made first career start at Xavier (2/13/21)... Had season-highs of 8 points and 8 rebounds against Marquette (2/27/21)... Shot 90.0 percent from foul line.

Before College: A Top 50 recruit who came to UConn after spectacular four-year career at Albany Academy under Coach Brian Fruscio. As a senior, averaged 18.8 points, 10.0 rebounds, 5.1 assists, 3.0 steals, with a .680 field goal percentage and

ANDRE JACKSON Jr. CAREER STATISTICS

YEAR	GP-GS	MIN/AVG	Total FG-FGA	PCT	3-Point FG-FGA	PCT	FT-FTA	PCT	Rebs OFF-DEF	TOT	AVG	PF-FO	AST	TO	BLK	STL	PTS/AVG
2020-21	16-2	256/16.0	16-39	.410	2-17	.118	9-10	.900	10-36	46	2.9	44-1	25	19	4	7	43/2.7
2021-22	33-32	962/29.2	78-183	.426	22-61	.361	45-63	.714	44-181	225	6.8	82-5	102	66	20	38	223/6.8
TOTALS	49-34	1218/24.9	94-222	.423	24-78	.308	54-73	.740	54-217	271	5.5	126-6	127	85	24	45	266/5.4
BIG EAST YEAR	GP-GS	MIN/AVG	Total FG-FGA	PCT	3-Point FG-FGA	PCT	FT-FTA	PCT	Rebs OFF-DEF	TOT	AVG	PF-FO	AST	TO	BLK	STL	PTS/AVG
2020-21	10-2	191/19.1	11-26	.423	2-13	.154	9-10	.900	7-25	32	3.2	28-1	13	12	2	5	33/3.3
2021-22	19-18	570/30.0	45-110	.409	15-39	.385	21-30	.700	27-102	129	6.8	55-3	62	39	9	18	126/6.6
TOTALS	29-20	761/26.2	56-136	.418	17-52	.327	30-40	.750	34-127	161	5.6	83-4	75	51	11	23	159/5.5



**ANDRE JACKSON
CAREER HIGH
PERFORMANCES**

	Career -- All Games	Career -- Conference Regular Season Games
Points	14 LIU (11/11/21)	12 Butler (1/18/22)
FG Made	5 LIU (11/11/21)	4 Four Times
FG Atts.	11 Creighton (2/1/22)	11 Creighton (2/1/22)
3-Pt. FG	3 Butler (1/18/22)	3 Butler (1/18/22)
3-Pt. FGA	6 Two Times	6 Two Times
FT	5 Two Times	4 St. John's (1/12/22)
FT Att.	6 Two Times	5 St. John's (1/12/22)
Off. Reb.	4 DePaul (1/29/22)	4 DePaul (1/29/22)
Def. Reb.	14 St. John's (2/13/22)	14 St. John's (2/13/22)
Total Reb.	16 St. John's (2/13/22)	16 St. John's (2/13/22)
Assists	8 Villanova (2/22/22)	8 Villanova (2/22/22)
TO	5 St. John's (2/13/22)	5 St. John's (2/13/22)
Blocks	3 LIU (1/17/22)	2 Georgetown (2/27/22)
Steals	4 Xavier (2/11/22)	4 Xavier (2/11/22)
Minutes	38 Villanova (3/11/22)	38 Villanova (3/11/22)



ANDRE JACKSON JR. GAME-BY-GAME STATISTICS

2021-22

Opponent	Date	GS	MIN	Total			3-Pointers		Free throws		Rebounds			PF	A	TO	BLK	STL	PTS	AVG	
				FG-FGA	PCT	3FG-3FGA	PCT	FT-FTA	PCT	OFF	DEF	TOT	AVG								
Central Conn. St.	11/09/2021	*	25:20	2-5	.400	0-1	.000	5-6	.833	1	5	6	6	1	3	4	1	3	9	9.0	
Coppin St.	11/13/2021	*	20:09	0-3	.000	0-0	.000	3-4	.750	3	6	9	7.5	2	2	3	0	0	3	6.0	
LIU	11/17/2021	*	26:20	5-7	.714	2-3	.667	2-3	.667	1	4	5	6.7	1	1	2	3	2	14	8.7	
Binghamton	11/20/2021	*	27:15	3-6	.500	1-2	.500	2-2	1.000	2	6	8	7.0	1	3	2	2	2	9	8.8	
vs Auburn	11/24/2021	*	19:03	0-1	.000	0-0	.000	0-0	.000	0	3	3	6.2	5	5	2	0	1	0	7.0	
vs Michigan St.	11/25/2021	*	31:29	2-6	.333	0-3	.000	5-6	.833	2	7	9	6.7	1	0	2	2	1	9	7.3	
vs VCU	11/26/2021	*	32:39	1-6	.167	0-1	.000	0-0	.000	2	12	14	7.7	2	4	4	2	0	2	6.6	
UMES	11/30/2021	*	21:18	2-4	.500	0-1	.000	0-0	.000	0	7	7	7.6	2	4	3	0	3	4	6.3	
Grambling	12/04/2021	*	25:43	3-7	.429	0-1	.000	0-0	.000	1	5	6	7.4	0	2	1	0	0	6	6.2	
at West Virginia	12/08/2021	*	27:09	4-5	.800	1-1	1.000	1-2	.500	1	4	5	7.2	3	1	1	0	2	10	6.6	
vs St. Bonaventure	12/11/2021	*	32:28	3-3	1.000	0-0	.000	3-5	.600	2	9	11	7.5	0	5	2	0	1	9	6.8	
Providence	12/18/2021	*	30:52	3-7	.429	2-2	1.000	0-0	.000	2	12	14	8.1	4	1	1	1	0	8	6.9	
at Marquette	12/21/2021	*	37:19	4-5	.800	1-1	1.000	1-1	1.000	2	5	7	8.0	1	3	0	0	3	10	7.2	
at Seton Hall	01/08/2022	*	35:44	3-6	.500	2-3	.667	2-2	1.000	1	5	6	7.9	2	2	4	1	1	10	7.4	
St. John's (NY)	01/12/2022	*	34:38	3-5	.600	1-2	.500	4-5	.800	2	3	5	7.7	1	2	4	0	1	11	7.6	
Butler	01/18/2022	*	29:34	4-9	.444	3-4	.750	1-1	1.000	2	8	10	7.8	3	3	1	0	1	12	7.9	
at Butler	01/20/2022	*	23:00	2-7	.286	1-1	1.000	1-1	1.000	1	6	7	7.8	5	5	4	0	1	6	7.8	
Georgetown	01/25/2022	*	27:55	2-5	.400	0-2	.000	1-2	.500	0	3	3	7.5	1	5	1	1	0	5	7.6	
at DePaul	01/29/2022	*	36:22	2-6	.333	0-1	.000	3-4	.750	4	9	13	7.8	3	3	3	0	1	7	7.6	
Creighton	02/01/2022	*	33:11	2-11	.182	1-3	.333	0-0	.000	3	5	8	7.8	4	1	3	0	2	5	7.5	
at Villanova	02/05/2022	*	26:07	0-6	.000	0-4	.000	1-2	.500	0	3	3	7.6	2	2	2	0	0	1	7.1	
Marquette	02/08/2022	*	32:57	2-5	.400	0-0	.000	3-4	.750	1	4	5	7.5	4	2	2	1	2	7	7.1	
at Xavier	02/11/2022	*	24:20	2-5	.400	1-2	.500	0-0	.000	1	2	3	7.3	5	1	1	1	4	5	7.0	
at St. John's (NY)	02/13/2022	*	29:03	2-3	.667	1-2	.500	0-0	.000	2	14	16	7.6	4	4	5	1	0	5	7.0	
Seton Hall	02/16/2022	*	29:55	2-3	.667	0-1	.000	0-1	.000	2	2	4	7.5	1	6	2	1	0	4	6.8	
Xavier	02/19/2022	*	25:31	2-6	.333	0-2	.000	2-2	1.000	3	3	6	7.4	2	1	3	0	0	6	6.8	
Villanova	02/22/2022	*	28:47	1-4	.250	0-1	.000	1-2	.500	0	4	4	7.3	3	8	1	0	1	3	6.7	
at Georgetown	02/27/2022	*	23:22	4-4	1.000	1-1	1.000	0-1	.000	0	4	4	7.2	5	6	0	2	0	9	6.8	
at Creighton	03/02/2022	*	31:22	2-9	.222	0-6	.000	1-2	.500	0	3	3	7.0	1	3	1	0	0	5	6.7	
DePaul	03/05/2022	*	30:21	3-4	.750	1-1	1.000	0-0	.000	1	7	8	7.1	4	4	1	0	1	7	6.7	
vs Seton Hall	03/10/2022	*	36:39	2-7	.286	1-3	.333	1-3	.333	1	5	6	7.0	2	4	1	1	2	6	6.7	
vs Villanova	03/11/2022	*	38:25	4-10	.400	2-5	.400	0-0	.000	1	4	5	7.2	2	2	0	0	2	10	6.8	
vs New Mexico St.	03/17/2022	*	27:48	2-3	.667	0-1	.000	2-2	1.000	0	2	2	6.8	5	4	0	0	1	6	6.8	
Totals			32	962:04	78-183	.426	22-61	.361	45-63	.714	44	181	225	6.8	82	102	66	20	38	223	6.8

2020-21

Opponent	Date	GS	MIN	Total			3-Pointers		Free throws		Rebounds			PF	A	TO	BLK	STL	PTS	AVG	
				FG-FGA	PCT	3FG-3FGA	PCT	FT-FTA	PCT	OFF	DEF	TOT	AVG								
Central Conn. St.	11/25/2020		19:29	2-4	.500	0-0	.000	0-0	.000	1	4	5	5.0	3	6	3	1	0	4	4.0	
Hartford	11/27/2020		05:35	0-1	.000	0-1	.000	0-0	.000	0	0	0	2.5	3	0	0	1	0	0	2.0	
vs Southern California	12/03/2020		04:23	0-1	.000	0-0	.000	0-0	.000	0	0	0	1.7	0	0	0	0	0	0	1.3	
Creighton	12/20/2020		04:34	0-1	.000	0-1	.000	0-0	.000	1	0	1	1.5	0	0	0	0	1	0	1.0	
Seton Hall	02/06/2021		19:38	2-3	.667	1-1	1.000	2-2	1.000	1	3	4	2.0	1	0	1	0	1	7	2.2	
at Providence	02/10/2021		27:46	3-6	.500	0-3	.000	0-0	.000	0	4	4	2.3	2	2	1	0	0	6	2.8	
at Xavier	02/13/2021	*	23:38	2-7	.286	1-6	.167	0-0	.000	1	3	4	2.6	4	3	1	0	0	5	3.1	
Providence	02/16/2021	*	21:27	1-2	.500	0-0	.000	0-0	.000	2	1	3	2.6	4	0	1	0	0	2	3.0	
at Villanova	02/20/2021		15:56	0-1	.000	0-1	.000	2-2	1.000	0	3	3	2.7	5	2	0	1	0	2	2.9	
at Georgetown	02/23/2021		12:12	0-1	.000	0-0	.000	0-0	.000	1	2	3	2.7	3	0	3	0	1	0	2.6	
Marquette	02/27/2021		27:29	3-5	.600	0-1	.000	2-2	1.000	1	7	8	3.2	3	2	1	0	1	8	3.1	
at Seton Hall	03/03/2021		16:10	0-0	.000	0-0	.000	2-2	1.000	0	1	1	3.0	2	1	2	0	0	2	3.0	
Georgetown	03/06/2021		22:38	0-0	.000	0-0	.000	1-2	.500	0	1	1	2.8	4	3	1	0	1	1	2.8	
vs DePaul	03/11/2021		15:06	3-4	.750	0-0	.000	0-0	.000	1	2	3	2.9	4	3	2	0	1	6	3.1	
vs Creighton	03/12/2021		12:08	0-2	.000	0-1	.000	0-0	.000	0	3	3	2.9	2	2	1	0	1	0	2.9	
vs Maryland	03/20/2021		07:35	0-1	.000	0-1	.000	0-0	.000	1	2	3	2.9	4	1	1	0	0	0	2.7	
Totals			2	255:44	16-39	.410	2-17	.118	9-10	.900	10	36	46	2.9	44	25	19	4	7	43	2.7

ment of Champions finals and to titles in 2017 and 2019 (2020 Championship was cancelled)... Also starred for Albany City Rocks AAU team on the Nike EYBL circuit under Coach Jimmy Hart, averaging 16.5 ppg and 7.0 rpg at the Peach Jam Invitational... Played on USA Select team at the 2018 Albert Schweitzer Tournament in Germany.

Personal Information: Andre Terrell Jackson Jr... Born November 13, 2001... Son of Tricia Altieri and Andre Jackson Sr... Has younger brother, Marcus, and younger sister, Mianna, who are twins... Mom Tricia played basketball at Fulton-Montgomery CC and is a former amateur boxer. Dad Andre also played at Fulton-Montgomery and later at Mercy College... Carried a 4.0 GPA during the first trimester as a senior at Albany Academy.

a .450 fg percentage from three-point range, leading Albany Academy to No. 1 ranking in N.Y. State Federation Class A... Named NY Sports Writers Association Class A Player of the Year... Led team to three straight Class A Federation Tourna-

Joey CALCATERRA

3

Grad Student
Guard
6-3 • 180
Novato, Calif.

Before UConn: Transfers to UConn as a graduate student following a solid four-year college career at the University of San Diego... Has one season of eligibility remaining, due to the fifth year of eligibility granted by the NCAA to student-athletes affected by the pandemic... Spent five years at San Diego, including a redshirt year in 2017-18... Appeared in 105 games, with 70 starts for Toreros, scoring 862 points, grabbing 237 rebounds and hitting 115 three-pointers... Averaged 8.2 points, 2.3 rebounds, 1.4 assists, and shot .391 overall,

.357 from three-point range, and .829 from the foul line... All-West Coast Conference Honorable Mention as a junior... Outstanding outside shooter, expected to be one of top three-point threats for UConn in 2022-23... Graduated from San Diego with a degree in Communication Studies and a minor in Business Administration.

As a Redshirt Senior in 2021-22 (at San Diego): Appeared in 29 games, with 23 starts, averaging 8.5 points, 2.8 rebounds, 1.3 assists and shooting .388 overall, .347 from three-point range and career-high .872 from foul line... Ranked in top three on the team in 5 categories – Minutes, steals, three-point fg percentage, free throw percentage, and points... Scored in double-figures in 16 games, including season-high 21 vs. UC Riverside.. Hit 3 three-pointers in a game five times.

As a Redshirt Junior in 2020-21 (at San Diego): Appeared in 12 games, starting 10, in the COVID-abbreviated season... Led team in scoring (13.3), three-point fg percentage (.377) and free throw percentage (.867) and shot .419 overall and averaged 3.1 rebounds – all were career-highs ... Had 10 double-figure scoring games in 12 outings, including a career-high 23 at Santa Clara (2/18/21)... Hit 4 three-pointers at UCLA (12/9/20)... Named All-West Coast Conference Honorable Mention.

As a Redshirt Sophomore in 2019-20 (at San Diego): Earned starting guard position in preseason and started all 32 games for the Toreros, averaging 11.4 points, 2.8 rebounds, 1.8 assists and shooting .384 overall and .366 from three-point range... Led the team in scoring seven times... Had 19 double-figure scoring games, including four 20-plus games... Made four 3-pointers in a game three times... Hit 9-of-9 free throws vs. Fresno State (11/12/19).



JOEY CALCATERRA CAREER STATISTICS (Statistics at University of San Diego)

YEAR	GP-GS	MIN/AVG	Total FG-FGA	PCT	3-Point FG-FGA	PCT	FT-FTA	PCT	Rebs OFF-DEF	TOT	AVG	PF-FO	AST	TO	BLK	STL	PTS/AVG
2018-19	32-5	398/12.4	33-86	.384	10-32	.313	14-19	.737	1-28	29	0.9	29-0	24	16	5	9	90/2.8
2019-20	32-32	901/28.1	123-320	.384	52-142	.366	67-82	.817	6-83	89	2.8	56-0	59	49	4	26	365/11.4
2020-21	12-10	357/29.7	57-136	.419	20-53	.377	26-30	.867	1-36	37	3.1	17-0	22	22	4	12	60/13.3
2021-22	29-23	777/26.8	90-232	.388	33-95	.347	34-39	.872	7-75	82	2.8	47-0	39	50	2	20	247/8.5
TOTALS	105-70	2433/23.2	303-774	.391	115-322	.357	141-170	.829	15-222	237	2.3	149-0	144	137	15	67	862/8.2



**JOEY CALCATERRA
CAREER HIGH
PERFORMANCES**

Career -- All Games
(at San Diego)

Points	23	Santa Clara (2/18/21)
FG Made	9	Santa Clara (2/18/21)
FG Atts.	17	Hofstra (11/27/19)
3-Pt. FG	4	Four Times
3-Pt. FGA	10	LMU (1/2/20)
FT	9	Fresno St. (11/12/19)
FT Att.	9	Two Times
Off. Reb.	2	UC Irvine (11/5/19)
Def. Reb.	8	UC (11/26/21)
Total Reb.	8	UC (11/26/21)
Assists	6	Pepperdine (1/12/19)
To Blocks	4	Two Times
Steals	2	Three Times
Minutes	43.5	UC Irvine (11/5/19) Fresno St. (11/12/19)

2020-21 (at University of San Diego)

Opponent	Date	GS	MIN	Total		3-Pointers		Free throws		Rebounds			PF	A	TO	BLK	STL	PTS	AVG		
				FG-FGA	PCT	3FG-3FGA	PCT	FT-FTA	PCT	OFF	DEF	TOT								AVG	
at UCLA	12/09/2020	*	29:42	6-11	.545	4-5	.800	2-2	1.000	0	1	1	1	0	1	3	2	0	18	18.0	
Nevada	12/14/2020	*	26:51	3-12	.250	2-7	.286	4-4	1.000	0	2	2	1	5	0	1	3	0	12	15.0	
at Cal Poly	12/16/2020	*	33:20	7-15	.467	2-5	.400	2-2	1.000	0	7	7	3	3	0	4	1	2	3	18	16.0
at UC Irvine	12/19/2020	*	25:50	4-9	.444	3-3	.333	5-5	1.000	0	4	4	3	5	1	1	1	1	0	14	15.5
at San Francisco	12/31/2020	*	33:27	6-12	.500	1-3	.333	1-1	1.000	0	3	3	4	1	1	3	0	1	14	15.2	
at Portland	01/23/2021	*	26:39	3-8	.375	1-3	.333	5-6	.833	0	1	1	3	0	2	0	0	1	12	14.7	
Gonzaga	01/28/2021	*	25:01	1-6	.167	0-2	.000	0-0	.000	0	4	4	3	1	0	0	3	0	1	2	12.9
at Santa Clara	02/18/2021	*	30:34	9-16	.563	2-4	.500	3-4	.750	0	1	1	2	9	4	3	0	0	1	23	14.1
at Gonzaga	02/20/2021	*	23:08	4-11	.364	2-4	.500	0-0	.000	0	2	2	2	8	2	1	2	0	1	10	13.7
Pacific	02/23/2021	*	28:21	4-11	.364	2-6	.333	2-2	1.000	0	4	4	2	9	2	2	2	0	1	12	13.5
Pepperdine	02/27/2021	*	38:21	7-13	.538	2-7	.286	1-2	.500	1	4	5	3	1	3	4	4	0	3	17	13.8
vs San Francisco	03/04/2021	*	35:39	3-12	.250	1-4	.250	1-2	.500	0	3	3	3	1	0	1	1	0	8	13.3	
Totals			10	356:53	57-136	.419	20-53	.377	26-30	.867	1	36	37	31	17	22	22	4	12	160	13.3



As a Redshirt Freshman in 2018-19 (at San Diego): Appeared in 32 games, making 5 starts... averaged 2.8 points 0.9 rebounds, shot .384 overall, .313 from three-point range, and .737 from the foul line... Had his first double-figure scoring game (13) in his first collegiate start at Portland (1/17/19), with a season-high 3 three-pointers... Had two double-figure scoring games.

As a Freshman in 2017-18 (at San Diego): Sat out season as a redshirt.

Before College: Played four years at Marin Catholic High School under Coach Mike Saia.. Averaged 30.0 points per game as a senior and was named MVP of the Mirin County Athletic League and for his team and was named North Bay Player of the Year... Two-time First Team All-League... As a junior, averaged 27.4 points, 5.0 rebounds, 3.0 assists and was named First Team All-State California Juniors and Second Team All-Metro Bay Area... Played AAU ball for three years with Lakeshow AAU and one year with Splash City on the Under Armour circuit.

Personal Information: Joseph Edward Calcaterra... Born October 15, 1998... Son of Wendy and Rich Calcaterra... Has two older brothers – Nick, who played basketball at San Francisco State and Frank, who played basketball at Cal Lutheran.

JOEY CALCATERRA GAME-BY-GAME STATISTICS

2021-22 (at San Diego)

Opponent	Date	GS	MIN	Total		3-Pointers		Free throws		Rebounds			PF	A	TO	BLK	STL	PTS	AVG		
				FG-FGA	PCT	3FG-3FGA	PCT	FT-FTA	PCT	OFF	DEF	TOT								AVG	
La Verne	11/09/2021	*	19:21	3-6	.500	2-5	.400	2-2	1.000	0	3	3	3	0	2	1	1	0	3	10.0	
at Nevada	11/12/2021	*	17:20	0-3	.000	0-2	.000	0-0	.000	0	0	0	1	5	3	1	2	0	0	5.0	
at California	11/15/2021	*	31:20	5-9	.556	3-5	.600	2-2	1.000	0	5	5	2	7	0	1	2	0	1	15	8.3
UC Riverside	11/17/2021	*	29:04	7-9	.778	3-4	.750	4-5	.800	1	2	3	2	8	2	1	1	0	1	21	11.5
Cal St. Fullerton	11/19/2021	*	32:23	5-8	.625	3-6	.500	0-0	.000	0	1	1	2	4	3	1	2	1	1	13	11.8
vs South Alabama	11/25/2021	*	30:54	4-9	.444	1-3	.333	1-1	1.000	1	1	2	3	1	0	3	0	0	1	10	11.5
vs UIC	11/26/2021	*	31:11	5-7	.714	1-2	.500	2-2	1.000	0	8	8	3	1	2	0	3	0	2	13	11.7
CSUN	11/28/2021	*	29:16	2-11	.182	0-5	.000	0-0	.000	0	4	4	3	3	1	2	0	0	4	10.8	
at Fresno St.	12/01/2021	*	30:55	4-8	.500	1-4	.250	1-1	1.000	0	3	3	2	3	2	3	0	0	0	10	10.7
Cal Poly	12/05/2021	*	10:14	1-2	.500	1-1	1.000	0-0	.000	0	0	0	2	9	0	1	0	0	2	3	9.9
at UNLV	12/22/2021	*	17:40	0-6	.000	0-4	.000	2-2	1.000	0	1	1	2	7	2	0	2	0	0	2	9.2
at San Francisco	01/08/2022	*	35:00	5-9	.556	1-3	.333	0-0	.000	0	6	6	3	0	3	1	3	0	0	11	9.3
at Pepperdine	01/10/2022	*	31:32	2-9	.222	1-4	.250	7-8	.875	1	5	6	3	2	1	5	2	0	0	12	9.5
Portland	01/13/2022	*	28:52	0-9	.000	0-3	.000	0-0	.000	0	6	6	3	4	2	4	1	0	0	0	8.9
LMU (CA)	01/15/2022	*	28:47	3-10	.300	2-5	.400	4-4	1.000	1	1	2	3	3	1	2	3	0	0	12	9.1
at BYU	01/20/2022	*	28:33	4-10	.400	2-4	.500	0-0	.000	0	1	3	3	3	3	0	2	0	0	10	9.1
at Pacific	01/22/2022	*	22:23	0-6	.000	0-2	.000	0-0	.000	0	2	2	3	2	1	0	3	0	0	0	8.6
at Santa Clara	01/24/2022	*	30:41	5-12	.417	3-6	.500	0-0	.000	0	1	1	3	1	1	1	1	0	0	13	8.8
Pepperdine	01/27/2022	*	28:04	5-10	.500	1-4	.250	0-0	.000	1	0	1	3	0	1	3	2	0	3	11	8.9
at LMU (CA)	01/29/2022	*	32:41	6-10	.600	1-4	.250	3-3	1.000	0	6	6	3	2	0	1	0	0	0	16	9.3
Gonzaga	02/03/2022	*	29:58	5-10	.500	1-1	1.000	0-0	.000	0	2	2	3	1	0	1	3	0	1	11	9.4
Santa Clara	02/05/2022	*	26:53	3-7	.429	1-1	1.000	0-0	.000	0	2	2	3	0	4	1	2	0	1	7	9.3
at Saint Mary's (CA)	02/10/2022	*	26:10	2-6	.333	1-1	1.000	0-1	.000	1	2	3	0	1	0	3	0	1	5	9.1	
Pacific	02/12/2022	*	22:08	1-8	.125	0-3	.000	0-0	.000	1	4	5	3	1	3	3	3	0	1	2	8.8
at Portland	02/17/2022	*	15:54	1-4	.250	1-2	.500	0-0	.000	0	0	0	3	0	2	1	1	0	1	3	8.6
Saint Mary's (CA)	02/24/2022	*	26:59	2-10	.200	0-3	.000	0-0	.000	0	1	1	2	9	1	1	1	0	0	4	8.4
San Francisco	02/26/2022	*	23:02	2-7	.286	0-1	.000	1-2	.500	0	3	3	2	9	0	0	0	0	0	5	8.3
vs Pepperdine	03/03/2022	*	32:21	6-9	.667	3-4	.750	5-6	.833	0	3	3	2	9	3	2	3	0	0	20	8.7
at Portland	03/04/2022	*	27:46	2-8	.250	0-3	.000	0-0	.000	0	0	0	2	8	2	2	1	0	1	4	8.5
Totals			23	777:22	90-232	.388	33-95	.347	34-39	.872	7	75	82	28	47	39	50	2	20	247	8.5

2019-20 (at San Diego)

Opponent	Date	GS	MIN	Total		3-Pointers		Free throws		Rebounds			PF	A	TO	BLK	STL	PTS	AVG		
				FG-FGA	PCT	3FG-3FGA	PCT	FT-FTA	PCT	OFF	DEF	TOT								AVG	
UC Irvine	11/05/2019	*	34:55	3-11	.273	0-6	.000	6-7	.857	2	2	4	0	3	0	0	4	12	12.0		
at Long Beach St.	11/09/2019	*	32:05	5-12	.417	4-7	.571	6-9	.667	0	1	1	2	5	2	2	3	0	0	20	16.0
Fresno St.	11/12/2019	*	43:38	5-13	.385	2-6	.333	9-9	1.000	0	5	5	3	3	3	1	0	2	21	17.7	
at Weber St.	11/14/2019	*	34:30	8-11	.727	4-6	.667	1-1	1.000	0	2	2	3	0	5	2	0	1	21	18.5	
at Colorado	11/16/2019	*	33:07	4-11	.364	2-4	.500	0-0	.000	0	2	2	2	8	1	0	1	0	1	10	16.8
San Diego St.	11/20/2019	*	15:31	2-6	.333	0-2	.000	1-1	1.000	0	1	1	2	5	1	0	0	0	1	5	14.8
at Washington	11/24/2019	*	15:19	4-8	.500	1-2	.500	0-0	.000	1	2	3	2	6	0	1	2	0	0	9	14.0
Hofstra	11/27/2019	*	35:36	8-17	.471	3-7	.429	2-2	1.000	0	2	2	2	5	3	5	0	0	0	21	14.9
vs St. Bonaventure	12/01/2019	*	28:00	4-12	.333	3-7	.429	0-0	.000	0	2	2	4	3	4	3	0	0	0	11	14.4
vs UC	12/02/2019	*	35:00	3-15	.200	3-7	.429	2-2	1.000	0	7	7	2	9	1	2	2	0	0	19	14.9
Holy Cross	12/07/2019	*	22:10	3-9	.333	1-4	.250	0-0	.000	1	1	1	2	8	1	2	3	0	0	7	14.2
at Cal St. Fullerton	12/11/2019	*	24:30	4-8	.500	1-2	.500	0-0	.000	0	3	3	2	8	1	1	2	0	0	9	13.8
UC Davis	12/14/2019	*	29:17	2-10	.200	0-6	.000	7-8	.875	0	2	2	2	8	1	3	1	2	2	11	13.5
vs Stanford	12/21/2019	*	32:37	6-16	.375	2-7	.286	3-4	.750	0	1	1	2	6	3	1	2	0	2	17	13.8
Whittier	12/29/2019	*	20:56	1-5	.200	1-3	.333	1-2	.500	0	4	4	2	7	3	4	0	0	1	4	13.1
at LMU (CA)	01/02/2020	*	35:14	5-13	.385	4-10	.400	0-0	.000	0	6	6	2	9	3	4	0	0	0	14	13.2
at Santa Clara	01/04/2020	*	33:02	4-7	.571	2-3	.667	4-4	1.000	0	3	3	2	9	0	3	4	0	1	14	13.2
Gonzaga																					

Nahiem ALLEYNE

4

Senior
Guard

6-4 • 195

Buford, Ga.

Before UConn: Transfers to UConn as a graduate student after graduating in three years from Virginia Tech with a bachelor's degree in Human Development and playing for the Hokies for three seasons. Has one season of eligibility remaining, plus the option of a second season, granted by the NCAA for student-athletes affected by the pandemic... Appeared in 90 games for the Hokies, starting 84, averaging 9.7 points, 2.6 rebounds, 1.5 assists, and shot .386



overall, .387 from three-point range and .807 from the foul line... Scored 871 career points at VT, with 42 double-figure scoring games and seven 20-plus games... Hit 5 three-pointers in a game five times... Helped Hokies compile a 54-36 (.600) overall record during his three seasons, with an ACC Tournament championship and two NCAA Tournament appearances... Named three times to the ACC Men's Basketball All-Academic Team.

As a Junior in 2021-22 (at Virginia Tech): Started all 36 games, averaging 9.6 points, 2.8 rebounds, 1.5 assists and shot .380 overall, .373 from three-point range and .852 from the foul line... Hit 62 three-pointers, second-most on the team... Helped team defeat Final Four participants North Carolina and Duke in the ACC Tournament semifinals and championship game... Had 17 double-figure scoring games, including a season-high 22 against Notre Dame (1/15/22)... Made at least 3 three-pointers in 10 games... Named to 2021 NIT Season Tip-Off All-Tournament Team, after scoring 21 against Memphis and 18 against Xavier at Barclays Center in Brooklyn, N.Y.

As a Sophomore in 2020-21 (at Virginia Tech): Played in all 22 games of the Covid-abbreviated season, with 21 starts... Averaged career-high 11.1 points, as well as 2.6 rebounds, 1.7 assists and shot .392 overall, .408 from three-point range, and .807 from the foul line... Scored a career-high 28 points in first-round NCAA Tournament game vs. Florida, second-most points in an NCAA Tournament game in VT history... Had five 3-pointers on his way to 20 points vs. Syracuse

NAHIEM ALLEYNE CAREER STATISTICS (Statistics at Virginia Tech)

YEAR	GP-GS	MIN/AVG	Total		3-Point		FT-FTA	PCT	Rebs		PF-FO	AST	TO	BLK	STL	PTS/AVG	
			FG-FGA	PCT	FG-FGA	PCT			OFF-DEF	TOT							AVG
2019-20	32-27	832/26.0	92-237	.388	49-126	.389	48-63	.762	6-69	73	2.3	51-0	46	27	6	12	281/8.8
2020-21	22-21	623/28.3	78-199	.392	42-103	.408	46-57	.807	4-54	58	2.6	47-0	37	33	2	15	244/11.1
2021-22	36-36	1121/31.1	116-305	.380	62-166	.373	52-61	.852	4-97	101	2.8	53-0	53	41	1	24	346/9.6
TOTALS	90-84	2576/28.6	286-741	.386	153-395	.387	146-181	.807	14-220	234	2.6	151-0	136	101	9	51	871/9.7



**NAHIEM ALLEYNE
CAREER HIGH
PERFORMANCES**

Career -- All Games
(at Virginia Tech)

Points	28	Florida (3/19/21)
FG Made	8	Two Times
FG Atts.	18	Florida (3/19/21)
3-Pt. FG	5	Four Times
3-Pt. FGA	10	Three Times
FT	10	Memphis (11/24/21)
FT Att.	11	Two Times
Off. Reb.	2	Duke (12/6/19)
Def. Reb.	9	Notre Dame (1/27/21)
Total Reb.	9	Notre Dame (1/27/21)
Assists	5	Two Times
TO	5	N.C. State (1/19/22)
Blocks	2	Delaware St. (11/20/19)
Steals	4	Louisville (3/1/22)
Minutes	39	Two Times



NAHIEM ALLEYNE GAME-BY-GAME STATISTICS

2021-22 (at Virginia Tech)

Opponent	Date	GS	MIN	Total		3-Pointers		Free throws		Rebounds		PF	A	TO	BLK	STL	PTS	AVG			
				FG-FGA	PCT	3FG-3FGA	PCT	FT-FTA	PCT	OFF	DEF								TOT	AVG	
Maine	11/09/2021	*	29:05	5-10	.500	3-6	.500	0-0	.000	0	7	7	7.0	0	4	2	0	1	13	13.0	
at Navy	11/12/2021	*	31:20	2-9	.222	1-4	.250	3-3	1.000	0	0	0	3.5	2	3	3	0	0	8	10.5	
Radford	11/15/2021	*	31:45	0-6	.000	0-2	.000	2-2	1.000	0	4	4	3.7	2	3	4	0	1	2	7.7	
Saint Francis (PA)	11/18/2021	*	29:53	7-10	.700	1-2	.500	3-3	1.000	0	4	4	3.8	0	2	0	0	1	18	10.3	
Merrimack	11/21/2021	*	30:44	4-9	.444	2-4	.500	2-2	1.000	0	3	3	3.6	1	1	2	0	0	12	10.6	
vs Memphis	11/24/2021	*	36:17	4-14	.286	3-7	.429	10-11	.909	0	4	4	3.7	4	4	2	0	1	21	12.3	
vs Xavier	11/26/2021	*	38:13	7-16	.438	3-7	.429	1-1	1.000	0	5	5	3.9	1	3	0	0	0	18	13.1	
at Maryland	12/01/2021	*	37:13	3-11	.273	2-3	.667	0-0	.000	0	4	4	3.9	2	4	1	0	0	8	12.5	
Wake Forest	12/04/2021	*	33:31	1-7	.143	1-5	.200	4-4	1.000	0	3	3	3.8	0	1	3	0	0	7	11.9	
Cornell	12/08/2021	*	30:10	5-11	.455	3-6	.500	0-0	.000	0	1	1	3.5	0	3	1	0	1	13	12.0	
at Dayton	12/12/2021	*	38:42	1-10	.100	0-4	.000	0-0	.000	0	2	2	3.4	0	1	2	0	1	2	11.1	
vs St. Bonaventure	12/17/2021	*	29:58	3-10	.300	2-8	.250	1-2	.500	0	3	3	3.3	0	1	1	0	0	9	10.9	
at Duke	12/22/2021	*	27:05	0-4	.000	0-3	.000	0-0	.000	0	4	4	3.4	0	2	2	0	0	0	10.1	
NC State	01/04/2022	*	30:50	2-11	.182	1-7	.143	4-4	1.000	0	2	2	3.2	1	0	0	0	0	9	10.0	
at Virginia	01/12/2022	*	33:24	2-5	.400	2-3	.667	0-0	.000	0	3	3	3.3	4	1	0	1	1	6	9.7	
Notre Dame	01/15/2022	*	38:16	8-10	.800	4-5	.800	2-2	1.000	0	2	2	3.2	0	3	2	0	0	22	10.5	
at NC State	01/19/2022	*	32:44	3-14	.214	2-9	.222	1-2	.500	0	6	6	3.4	2	0	5	0	0	9	10.4	
at Boston College	01/22/2022	*	29:31	3-10	.300	2-6	.333	2-2	1.000	0	2	2	3.3	2	1	1	0	1	10	10.4	
at North Carolina	01/24/2022	*	36:54	4-8	.500	2-4	.500	0-0	.000	0	5	5	3.4	3	0	1	0	0	10	10.4	
Miami (FL)	01/26/2022	*	28:17	4-9	.444	3-5	.600	2-2	1.000	0	1	1	3.3	1	0	1	0	0	13	10.5	
at Florida St.	01/29/2022	*	19:33	2-6	.333	1-3	.333	0-0	.000	0	1	1	3.2	2	1	2	0	0	5	10.2	
Georgia Tech	02/02/2022	*	26:26	2-7	.286	1-4	.250	0-0	.000	0	0	0	3.0	3	2	1	0	2	5	10.0	
at Pittsburgh	02/05/2022	*	33:25	5-8	.625	4-7	.571	0-1	.000	1	3	4	3.1	3	1	0	0	2	14	10.2	
Pittsburgh	02/07/2022	*	27:37	4-8	.500	3-5	.600	0-0	.000	0	1	1	3.0	2	2	0	0	0	11	10.2	
Syracuse	02/12/2022	*	30:13	4-8	.500	1-4	.250	2-2	1.000	0	2	2	3.0	0	1	0	0	0	11	10.2	
Virginia	02/14/2022	*	30:36	2-6	.333	1-4	.250	6-8	.750	0	3	3	3.0	2	1	0	0	0	11	10.3	
North Carolina	02/19/2022	*	27:28	4-13	.308	1-6	.167	0-1	.000	0	0	0	2.9	0	0	0	0	2	9	10.2	
at Georgia Tech	02/23/2022	*	31:57	4-10	.400	3-7	.429	1-2	.500	0	3	3	2.9	0	2	1	0	0	12	10.3	
at Miami (FL)	02/26/2022	*	23:07	1-3	.333	0-2	.000	0-0	.000	0	1	1	2.8	3	2	1	0	0	2	10.0	
Louisville	03/01/2022	*	30:40	3-6	.500	2-4	.500	1-2	.500	0	3	3	2.8	3	1	1	0	4	9	10.0	
at Clemson	03/05/2022	*	31:23	6-13	.462	5-10	.500	0-0	.000	1	4	5	2.9	0	0	0	0	2	17	10.2	
vs Clemson	03/09/2022	*	38:42	2-5	.400	0-3	.000	0-0	.000	0	2	2	2.9	2	1	0	0	4	10.0		
vs Notre Dame	03/10/2022	*	27:44	5-7	.714	1-2	.500	1-1	1.000	0	0	0	2.8	1	0	0	0	0	12	10.1	
vs North Carolina	03/11/2022	*	29:58	1-3	.333	1-2	.500	2-2	1.000	0	5	5	2.9	1	1	1	0	1	5	9.9	
vs Duke	03/12/2022	*	27:29	2-5	.400	1-3	.333	0-0	.000	0	2	2	2.8	1	0	0	0	1	5	9.8	
vs Texas	03/18/2022	*	30:40	1-3	.333	0-0	.000	2-2	1.000	0	2	2	2.8	3	0	0	0	0	4	9.6	
Totals			36	1120:50	116-305	.380	62-166	.373	52-61	.852	4	97	101	2.8	53	53	41	1	24	346	9.6

2020-21 (at Virginia Tech)

Opponent	Date	GS	MIN	Total		3-Pointers		Free throws		Rebounds		PF	A	TO	BLK	STL	PTS	AVG			
				FG-FGA	PCT	3FG-3FGA	PCT	FT-FTA	PCT	OFF	DEF								TOT	AVG	
Radford	11/25/2020	*	31:46	4-8	.500	2-4	.500	4-4	1.000	0	1	1	1.0	2	2	2	0	1	14	14.0	
vs Villanova	11/28/2020	*	29:13	7-12	.583	4-6	.667	2-2	1.000	0	1	1	1.0	2	1	0	0	0	20	17.0	
vs South Fla.	11/29/2020	*	23:55	2-7	.286	1-3	.333	2-2	1.000	0	2	2	1.3	2	1	0	0	0	7	13.7	
VMIL	12/03/2020	*	27:01	2-10	.200	0-7	.000	0-1	.000	0	2	2	1.5	0	0	0	0	0	4	11.3	
Penn St.	12/08/2020	*	22:14	3-8	.375	1-4	.250	3-4	.750	0	0	0	1.2	3	0	1	0	0	10	11.0	
Clemson	12/15/2020	*	29:20	4-7	.571	3-5	.600	2-2	1.000	0	4	4	1.7	2	2	1	0	0	13	11.3	
Coppin St.	12/19/2020	*	27:03	6-11	.545	5-9	.556	1-2	.500	0	4	4	2.0	1	2	2	0	1	18	12.3	
Longwood	12/21/2020	*	19:56	2-6	.333	1-4	.250	2-2	1.000	0	0	0	1.8	1	1	0	0	1	7	11.6	
Miami (FL)	12/29/2020	*	24:36	2-7	.286	1-2	.500	2-2	1.000	1	0	1	1.7	1	1	2	0	2	7	11.1	
at Louisville	01/06/2021	*	27:40	5-8	.625	0-2	.000	5-5	1.000	0	1	1	1.6	3	3	3	0	3	15	11.5	
Notre Dame	01/10/2021	*	20:54	0-6	.000	0-2	.000	0-0	.000	0	4	4	1.8	4	1	2	0	1	0	10.5	
Duke	01/12/2021	*	25:49	2-7	.286	1-2	.500	2-2	1.000	0	2	2	1.8	2	2	0	1	0	7	10.2	
at Wake Forest	01/17/2021	*	26:32	1-7	.143	1-5	.200	2-4	.500	0	2	2	1.8	1	2	1	1	2	1	5	9.8
at Syracuse	01/23/2021	*	33:55	6-17	.353	5-10	.500	3-3	1.000	1	3	4	2.0	0	1	0	0	1	20	10.5	
at Notre Dame	01/27/2021	*	31:58	7-14	.500	1-3	.333	0-0	.000	0	9	9	2.5	3	5	3	0	0	15	10.8	
Virginia	01/30/2021	*	29:06	1-4	.250	1-1	1.000	0-0	.000	0	4	4	2.6	1	1	3	0	0	3	10.3	
at Pittsburgh	02/03/2021	*	33:53	1-8	.125	0-2	.000	2-3	.667	1	3	4	2.6	4	3	0	0	1	4	9.9	
at Miami (FL)	02/06/2021	*	31:45	4-6	.667	2-3	.667	0-0	.000	0	2	2	2.6	2	2	1	0	2	10	9.9	
Georgia Tech	02/23/2021	*	34:05	3-12	.250	2-7	.286	4-5	.800	0	1	1	2.5	2	0	0	0	0	12	10.1	
Wake Forest	02/27/2021	*	27:15	4-8	.500	3-6	.500	2-2	1.000	0	5	5	2.7	3	4	3	0	0	13	10.2	
vs North Carolina	03/11/2021	*	27:58	4-8	.500	4-6	.667	0-1	.000	0	4	4	2.7	4	2	1	0	0	12	10.3	
vs Florida	03/19/2021	*	37:20	8-18	.444	4-10	.400	8-11	.727	1	0	0	2.6	4	1	3	0	1	28	11.1	
Totals			21	623:13	78-199	.392	42-103	.408	46-57	.807	4	54	58	2.6	47	37	33	2	15	244	11.1

2019-2020 (at Virginia Tech)

Opponent	Date	GS	MIN	Total		3-Pointers		Free throws		Rebounds		PF	A	TO	BLK	STL	PTS	AVG		
				FG-FGA	PCT	3FG-3FGA	PCT	FT-FTA	PCT	OFF	DEF								TOT	AVG
at Clemson	11/05/2019	*	22:44	2-9	.222	2-6	.333	5-6	.833	0	3	3	3.0	1	1	0	1	11	11.0	
Coppin St.	11/08/2019	*	23:28	6-8	.750	4-6	.667	2-2	1.000	0	2	2	2.5	0	1	0	0	0	18	14.5
USC Upstate	11/13/2019	*	25:13	3-6	.500	1-3	.333	2-3	.667	0	2	2	2.3	0	4	0	1	0	9	12.7
Lehigh	11/16/2019	*	20:43	1-7	.143	0-3	.000	3-4	.750	0	2	2	2.3	0	1	0	0	0	5	10.8

Tristen NEWTON

2

Senior
Guard

6-5 • 190

El Paso, Texas

Before UConn: Transfers to UConn as a senior after three seasons at East Carolina University... Has one season of eligibility remaining, plus the option of a second season, granted by the NCAA for student-athletes affected by the pandemic... Appeared in 78 games for ECU, starting 65, and averaged 13.1 points, 4.6 rebounds, 4.3 assists, and shot .404 overall and .316 from three-point range... Scored 1,018 points at ECU... Ranks sixth in career assists at ECU... Named to the 2021-22 All-American Conference Second Team.



As a Junior in 2021-22 (at East Carolina): Had his best season as a college player, starting all 30 of ECU's games, averaging 17.7 points, 4.8 rebounds, 5.0 assists, shooting .435 overall, and .333 from three-point range – all career bests – and helping the Pirates reach a .500 record for the first time in eight years... Led league in free throw percentage (.879) and was second in assists (5.0)... Had 28 double-figure scoring games, including eight 20+ games and two 30+ games, including a career-high 32 against Tulane (1/5/22)... Named to Second Team All-American Athletic Conference.

As a Sophomore in 2020-21 (at East Carolina): Appeared in 17 games, starting 16 in Covid-abbreviated season ... Averaged 8.7 points, 4.3 rebounds, 4.2 assists, 1.2 steals, shot .348 overall, .262 from beyond the arc and .895 from free throw line (ranked second in AAC)... Scored double-figures in nine games.

As a Freshman in 2019-20 (at East Carolina): Played in all 31 of ECU's games, starting 19, including the last 12 of the season (which was halted by the pandemic)... Averaged 11.0 points, 4.5 rebounds, 3.7 assists (led team), 1.7 steals (led team), shot .390 overall, .324 from three (led team) and .802 from the foul line (led team)... Set ECU freshman record for total assists (114)... Had 16 double-figure scoring games, five 20+ games, including a season-high 25 against UConn (2/29/20).

Before College: Four-year letterman at Burges High School (El Paso, Texas), finishing his career with an impressive 3,266 points, 853 rebounds, 472 assists and 334 steals... As a senior, averaged 37.2 points (first in Texas, sixth in the country), 9.2 rebounds, 2.7 assists and 2.6 steals and led Mustangs to District 1-5A championship... Named El Paso Times Player of the Year... Named All-State, twice named to TABC Class 5A All-Region

TRISTEN NEWTON CAREER STATISTICS (Statistics at East Carolina University)

YEAR	GP-GS	MIN/AVG	Total		3-Point		FT-FTA			Rebs		PF-FO	AST	TO	BLK	STL	PTS/AVG
			FG-FGA	PCT	FG-FGA	PCT	PCT	OFF-DEF	TOT	AVG							
2019-20	31-19	928/29.9	103-264	.390	33-102	.324	101-126	.802	16-123	139	4.5	62-1	114	59	10	37	340/11.0
2020-21	17-16	533/31.3	49-141	.348	16-61	.262	34-38	.895	18-55	73	4.3	33-0	72	38	5	21	148/8.7
2021-22	30-30	1040/34.7	165-379	.435	48-144	.333	152-173	.879	25-119	144	4.8	71-1	151	104	9	43	530/17.7
TOTALS	78-65	2501/32.1	317-784	.404	97-307	.316	287-337	.852	59-297	356	4.6	166-2	337	201	24	101	1018/13.1



**TRISTEN NEWTON
CAREER HIGH
PERFORMANCES**

- Career -- All Games**
(at East Carolina)
- 32 Tulane (1/5/22)
 - 11 Tulane (1/5/22)
 - 19 N.C. Wesleyan
 - 5 Three Times
 - 10 UCF (1/18/22)
 - 10 Two Times
 - 12 Houston (1/22/22)
 - 3 Two Times
 - 12 Memphis (2/19/20)
 - 13 Memphis (2/19/20)
 - 10 USF (2/17/22)
 - 7 Two Times
 - 1 24 Times
 - 4 N.C. Wesleyan (12/1/20)
 - 40 Memphis (1/27/22)



TRISTEN NEWTON GAME-BY-GAME STATISTICS

2021-22 (at East Carolina)

Opponent	Date	GS	MIN	Total FG-FGA	PCT	3-Pointers 3FG-3FGA	PCT	Free throws FT-FTA	PCT	Rebounds OFF	DEF	TOT	AVG	PF	A	TO	BLK	STL	PTS	AVG
South Carolina St.	11/09/2021	*	25:05	5-12	.417	1-5	.200	4-4	1.000	1	1	2	2.0	3	2	1	0	1	15	15.0
Canisius	11/12/2021	*	26:19	5-9	.556	1-4	.250	3-4	.750	1	6	7	4.5	4	6	5	0	1	14	14.5
Western Caro.	11/14/2021	*	34:22	10-16	.625	5-7	.714	5-5	1.000	0	6	6	5.0	2	6	2	0	1	30	19.7
vs Oklahoma	11/18/2021	*	35:35	7-14	.500	1-6	.167	3-4	.750	1	2	3	4.5	4	1	4	0	1	18	19.3
vs Old Dominion	11/19/2021	*	31:09	5-10	.500	1-3	.333	7-8	.875	0	4	4	4.4	2	6	1	1	3	18	19.0
vs Davidson	11/21/2021	*	33:58	9-14	.643	3-5	.600	7-8	.875	1	4	5	4.5	2	5	2	0	2	28	20.5
Coppin St.	11/27/2021	*	38:34	7-18	.389	2-6	.333	0-1	.000	0	4	4	4.4	2	5	1	0	2	16	19.9
Old Dominion	11/29/2021	*	32:43	5-10	.500	3-6	.500	0-0	.000	0	1	3	4.0	1	8	2	0	1	13	19.0
Gardner-Webb	12/04/2021	*	26:41	4-10	.400	0-3	.000	4-5	.800	0	2	2	3.8	0	4	4	1	3	12	18.2
N.C. A&T	12/07/2021	*	30:49	3-8	.375	2-4	.500	6-6	1.000	2	1	3	3.7	2	8	4	0	1	14	17.8
vs Liberty	12/17/2021	*	28:26	4-10	.400	0-3	.000	7-8	.875	0	4	4	3.7	4	3	4	0	1	15	17.5
Southern Miss.	12/21/2021	*	35:52	6-12	.500	0-3	.000	10-11	.909	0	4	4	3.8	2	6	1	0	1	22	19.9
Tulane	01/05/2022	*	39:50	11-19	.579	5-9	.556	5-6	.833	1	4	5	3.8	1	3	2	1	3	32	19.0
at Temple	01/08/2022	*	36:23	3-11	.273	0-4	.000	2-2	1.000	0	6	6	4.0	1	9	1	0	0	8	18.2
at Cincinnati	01/12/2022	*	34:12	4-11	.364	0-3	.000	3-3	1.000	2	2	4	4.0	5	4	4	0	2	11	17.7
Memphis	01/15/2022	*	37:33	3-8	.375	1-4	.250	4-4	1.000	0	3	3	3.9	4	7	6	1	2	11	17.3
UCF	01/18/2022	*	39:17	10-19	.526	5-10	.500	2-3	.667	1	4	5	4.0	2	3	7	1	2	27	17.9
at Houston	01/22/2022	*	31:39	2-11	.182	0-4	.000	10-12	.833	1	5	6	4.1	3	1	4	0	0	14	17.7
at Memphis	01/27/2022	*	39:53	5-14	.357	3-7	.429	6-7	.857	1	3	4	4.1	3	3	6	0	2	19	17.7
Cincinnati	01/30/2022	*	36:40	3-10	.300	0-2	.000	8-10	.800	1	7	8	4.3	2	5	6	1	3	14	17.6
Temple	02/02/2022	*	36:01	6-16	.375	1-4	.250	9-10	.900	1	4	5	4.3	4	4	2	0	0	22	17.8
at Tulane	02/05/2022	*	33:46	4-12	.333	2-5	.400	2-2	1.000	0	7	9	4.5	2	8	3	0	1	12	17.5
at Tulsa	02/08/2022	*	38:06	4-11	.364	0-5	.000	1-3	.333	0	3	3	3.4	0	5	3	0	0	9	17.1
SMU	02/12/2022	*	35:37	6-15	.400	2-5	.400	5-6	.833	3	2	5	4.5	2	5	6	1	2	19	17.2
at South Fla.	02/17/2022	*	36:42	3-8	.375	0-2	.000	8-8	1.000	0	6	6	4.6	3	10	7	1	1	14	17.1
at UCF	02/20/2022	*	37:39	6-13	.462	2-7	.286	5-6	.833	0	2	2	4.5	1	2	2	1	2	11	17.2
South Fla.	02/23/2022	*	37:59	3-13	.231	1-3	.333	8-8	1.000	1	3	4	4.4	2	5	3	0	2	15	17.1
Tulsa	02/26/2022	*	37:34	8-14	.571	4-5	.800	7-8	.875	1	3	4	4.4	1	5	1	0	1	27	17.4
at Wichita St.	03/05/2022	*	35:34	5-14	.357	1-5	.200	5-5	1.000	3	8	11	4.7	3	6	5	0	2	16	17.4
vs Cincinnati	03/10/2022	*	36:23	9-17	.529	2-5	.400	6-6	1.000	1	8	9	4.8	4	6	5	0	2	26	17.7
Totals			30	1040-20	.435	48-144	.333	152-173	.879	25	119	144	4.8	71	151	104	9	43	530	17.7

2020-21 (at East Carolina)

Opponent	Date	GS	MIN	Total FG-FGA	PCT	3-Pointers 3FG-3FGA	PCT	Free throws FT-FTA	PCT	Rebounds OFF	DEF	TOT	AVG	PF	A	TO	BLK	STL	PTS	AVG	
at Charlotte	11/27/2020	*	31:32	7-13	.538	0-2	.000	1-1	1.000	2	4	6	6.0	0	2	2	1	1	15	15.0	
N.C. Wesleyan	12/01/2020	*	33:08	3-10	.300	1-6	.167	4-4	1.000	2	6	8	7.0	1	7	3	0	4	11	13.0	
Radford	12/05/2020	*	26:58	1-4	.250	0-0	.000	0-0	.000	0	1	1	5.0	1	1	0	1	0	2	9.3	
UNCW	12/07/2020	*	33:26	3-8	.375	2-4	.500	2-2	1.000	0	3	3	4.5	1	8	2	1	0	10	9.5	
North Florida	12/10/2020	*	30:23	0-4	.000	0-1	.000	6-6	1.000	2	3	5	4.6	1	8	2	0	2	6	8.8	
at SMU	12/16/2020	*	31:44	4-11	.364	1-3	.333	0-0	.000	0	4	4	4.5	2	3	1	0	0	9	8.8	
James Madison	12/19/2020	*	35:47	5-10	.500	4-6	.667	0-0	.000	0	6	6	4.7	3	5	2	0	0	14	9.6	
Tulane	12/22/2020	*	23:22	0-4	.000	0-2	.000	0-0	.000	0	3	3	4.5	1	2	3	0	2	0	8.4	
Memphis	01/24/2021	*	33:44	3-14	.214	0-5	.000	4-4	1.000	1	4	5	4.6	2	3	4	0	2	10	8.6	
at UCF	01/27/2021	*	34:16	1-5	.200	1-4	.250	2-4	.500	2	0	2	4.3	4	4	2	0	1	5	8.2	
Tulsa	01/30/2021	*	16:13	0-3	.000	0-2	.000	0-0	.000	1	3	4	4.3	1	3	3	0	1	0	7.5	
Houston	02/03/2021	*	36:06	3-7	.429	0-4	.000	4-4	1.000	1	4	4	4.3	3	6	2	0	3	10	7.7	
at Memphis	02/06/2021	*	36:31	1-8	.125	1-4	.250	2-2	1.000	0	4	5	4.3	2	4	3	0	0	5	7.5	
SMU	02/08/2021	*	27:48	2-6	.333	0-2	.000	3-3	1.000	0	2	2	4.1	1	2	1	1	0	7	7.4	
UCF	03/04/2021	*	33:32	6-10	.600	4-6	.667	2-2	1.000	1	3	4	4.1	2	5	4	1	1	18	8.1	
Cincinnati	03/07/2021	*	34:53	4-10	.400	1-4	.250	4-6	.667	2	4	6	4.3	4	3	1	0	2	13	8.4	
vs UCF	03/11/2021	*	33:34	6-14	.429	1-6	.167	0-0	.000	4	1	5	4.3	4	6	3	0	0	13	8.7	
Totals			16	532:56	.49-141	.348	16-61	.262	34-38	.895	18	55	73	4.3	33	72	38	5	21	148	8.7

2019-20 (at East Carolina)

Opponent	Date	GS	MIN	Total FG-FGA	PCT	3-Pointers 3FG-3FGA	PCT	Free throws FT-FTA	PCT	Rebounds OFF	DEF	TOT	AVG	PF	A	TO	BLK	STL	PTS	AVG
VMI	11/05/2019	*	36:40	6-12	.500	3-5	.600	5-6	.833	0	3	3	3.0	2	4	0	1	1	20	20.0
at Navy	11/08/2019	*	28:00	2-8	.250	0-3	.000	0-2	.000	0	3	3	3.0	1	5	3	0	2	4	12.0
at Appalachian St.	11/12/2019	*	37:18	1-6	.167	1-4	.250	2-2	1.000	0	4	4	3.3	2	5	3	1	1	5	9.7
Liberty	11/16/2019	*	35:54	3-9	.333	2-5	.400	2-4	.500	0	2	2	3.0	2	0	3	0	2	10	9.8
vs Evansville	11/22/2019	*	38:00	4-10	.400	1-3	.333	9-9	1.000	0	4	4	3.2	4	5	1	0	0	18	11.4
vs Kansas City	11/23/2019	*	28:00	1-7	.143	0-3	.000	4-4	1.000	2	2	4	3.3	1	4	2	1	0	6	10.5
vs Rice	11/24/2019	*	31:00	3-13	.231	0-4	.000	1-1	1.000	0	4	4	3.4	3	2	0	0	0	7	10.0
at James Madison	11/30/2019	*	22:17	2-6	.333	2-3	.667	2-2	1.000	0	2	2	3.3	5	4	0	0	0	8	9.8
Coppin St.	11/03/2019	*	06:48	2-3	.667	1-2	.500	0-0	.000	0	0	0	2.9	0	2	0	0	0	5	9.2
Campbell	12/14/2019	*	24:35	4-9	.444	1-4	.250	2-												

Hassan DIARRA

5

Junior
Guard

6-2 • 190

Queens, N.Y.

Before UConn: Transfers to UConn as a junior following two seasons at Texas A&M. Has two seasons of eligibility remaining, plus the option of a third season, granted by the NCAA for student-athletes affected by the pandemic... Appeared in 58 games at A&M, starting 9, scoring 351 career points, grabbing 108 rebounds, with 86 assists, 47 steals, shooting .363 overall, .318 from three-point range, and .694 from

the foul line... Tough defender with a knack of making clutch shots... Part of 35 victories at Virginia Tech, including an appearance in the NIT Championship game.

As a Sophomore in 2021-22 (at Texas A&M): Appeared in all 40 games for Texas A&M, starting three, averaging 6.2 points, 1.8 rebounds, 1.4 assists, shooting .370 overall, .324 from three-point range and .718 from the foul line... Helped the Aggies to a 27-13 record and to the championship game of the NIT at Madison Square Garden... Had 11 double-figure scoring games, including career-high 17 vs. Notre Dame (11/24/21)... Had career-high 4 three-pointers vs. Dallas Christian (12/27/21)... Hit three-pointers at the buzzer that won games against Abilene Christian and Florida.

As a Freshman in 2020-21 (at Texas A&M): Played in all 18 games during the Covid-abbreviated schedule, starting six. Averaged 5.8 points, 2.1 rebounds, 1.7 assists, 1.1 steals and shot .350 overall, .304 from beyond the arc and .633 from the foul line... Finished second on the team with 19 steals... Had three double-figure scoring games, including 14 against New Orleans in his first college game, in which he also had a career-high 6 steals... Season highs of 14 points against New Orleans and Wofford.

Before College: Consensus Top 75 recruit... Ranked as a four-star recruit and No. 1 player in Connecticut by 247Sports and ESPN... Played three years at Putnam (Conn.) Science Academy, leading team to National Prep Championship in both 2018-19 and 2019-20... Finished as the program's all-time leading scorer with 1,469 points... Began high school at Holy Cross



HASSAN DIARRA CAREER STATISTICS

(Statistics at Texas A&M University)

YEAR	GP-GS	MIN/AVG	Total		3-Point		FT-FTA	Rebs		TOT	AVG	PF-FO	AST	TO	BLK	STL	PTS/AVG
			FG-FGA	PCT	FG-FGA	PCT		OFF-DEF									
2020-21	18-6	354/19.7	36-103	.350	14-46	.304	19-30	.633	7-30	37	2.1	33-0	30	38	2	19	105/5.8
2021-22	40-3	614/15.4	78-211	.370	34-105	.324	56-78	.718	7-64	71	1.8	54-0	56	52	8	28	246/6.2
TOTALS	58-9	968/16.7	114-314	.363	48-151	.318	75-108	.694	14-94	108	1.9	87-0	86	90	10	47	351/6.1



**HASSAN DIARRA
CAREER HIGH
PERFORMANCES**

Career -- All Games
(at Texas A&M)

Points	17	Notre Dame (11/24/21)
FG Made	5	Wofford (12/21/20)
FG Atts.	12	Northwestern St. (12/21/21)
3-Pt. FG	4	Dallas Christ. (12/27/21)
3-Pt. FGA	8	Dallas Christ. (12/27/21)
FT	8	Alcorn (3/15/22)
FT Att.	11	Notre Dame (11/24/21)
Off. Reb.	2	Two Times
Def. Reb.	6	Two Times
Total Reb.	7	A&M-Cor. Christi (11/14/21)
Assists	5	Two Times
TO	4	Eight Times
Blocks	1	10 Times
Steals	6	New Orleans (11/29/20)
Minutes	35	Wofford (12/21/20)



HASSAN DIARRA GAME-BY-GAME STATISTICS

2021-22 (at Texas A&M)

Opponent	Date	GS	MIN	Total			3-Pointers			Free throws		Rebounds			PF	A	TO	BLK	STL	PTS	AVG
				FG-FGA	PCT	3FG-3FGA	PCT	FT-FTA	PCT	OFF	DEF	TOT									
North Florida	11/10/2021		08:18	0-5	.000	0-1	.000	0-0	.000	0	1	1	1.0	0	1	1	0	0	0	0.0	
Ablene Christian	11/12/2021		13:22	3-6	.500	1-4	.250	2-3	.667	0	1	1	1.0	0	1	1	0	0	9	4.5	
A&M-Corpus Christi	11/14/2021	*	20:01	1-6	.167	1-5	.200	0-0	.000	1	6	7	3.0	1	3	2	0	1	3	4.0	
Houston Baptist	11/17/2021		16:04	2-6	.333	1-4	.250	0-0	.000	0	2	2	2.8	0	2	1	1	1	5	4.3	
vs Wisconsin	11/22/2021		11:15	0-2	.000	0-1	.000	0-0	.000	0	1	1	2.4	0	1	1	0	0	0	3.4	
vs Butler	11/23/2021		06:40	2-4	.500	0-2	.000	1-1	1.000	0	1	1	2.2	0	0	0	0	0	0	5.7	
vs Notre Dame	11/24/2021		26:36	4-9	.444	2-4	.500	7-11	.636	1	2	3	2.3	2	2	1	0	1	17	5.6	
New Orleans	11/30/2021		21:00	4-8	.500	1-2	.500	2-2	1.000	0	4	4	2.5	2	2	4	1	2	11	6.3	
vs TCU	12/11/2021		13:00	2-5	.400	1-2	.500	1-2	.500	0	2	2	2.4	2	1	0	1	1	6	6.2	
at Oregon St.	12/18/2021		15:24	1-3	.333	0-0	.000	0-2	.000	0	0	0	2.2	0	2	2	0	0	2	5.8	
Northwestern St.	12/21/2021	*	25:49	5-12	.417	2-7	.286	0-0	.000	0	2	2	2.2	2	2	1	1	1	12	6.4	
Dallas Christian	12/27/2021	*	24:39	5-9	.556	4-8	.500	2-4	.500	1	1	2	2.2	0	4	1	0	3	16	7.2	
Central Ark.	12/29/2021		12:07	2-6	.333	2-3	.667	0-2	.000	0	1	1	2.1	1	0	0	0	1	6	7.1	
at Georgia	01/04/2022		11:43	1-3	.333	1-2	.500	0-0	.000	0	0	0	1.9	1	0	0	0	0	3	6.8	
Arkansas	01/08/2022		03:51	1-1	1.000	0-0	.000	2-2	1.000	0	0	0	1.8	1	0	1	0	0	4	6.6	
Ole Miss	01/11/2022		10:21	0-2	.000	0-2	.000	0-0	.000	0	2	2	1.8	1	1	1	0	0	0	6.2	
at Missouri	01/15/2022		16:07	3-6	.500	1-2	.500	2-2	1.000	0	2	2	1.8	1	0	0	0	0	9	6.4	
Kentucky	01/19/2022		15:03	2-7	.286	1-5	.200	2-2	1.000	0	1	1	1.8	3	1	0	0	3	7	6.4	
at Arkansas	01/22/2022		13:28	2-4	.500	1-1	1.000	0-0	.000	0	2	2	1.8	4	0	4	0	1	5	6.3	
at LSU	01/26/2022		07:46	0-3	.000	0-1	.000	0-0	.000	0	1	1	1.8	2	1	1	1	1	0	6.0	
South Carolina	01/29/2022		08:12	0-5	.000	0-2	.000	0-0	.000	0	1	1	1.7	0	0	1	0	0	0	5.7	
at Tennessee	02/01/2022	*	14:25	0-4	.000	0-3	.000	0-2	.000	1	1	2	1.7	1	1	1	0	1	0	5.5	
Missouri	02/05/2022		02:28	0-0	.000	0-0	.000	0-0	.000	0	0	0	1.7	1	1	0	0	0	0	5.2	
LSU	02/08/2022		05:05	0-3	.000	0-2	.000	0-0	.000	1	1	2	1.7	0	0	1	0	1	0	5.0	
at Auburn	02/12/2022		12:40	2-8	.250	1-4	.250	0-0	.000	0	2	2	1.7	2	1	1	0	0	0	5.0	
Florida	02/15/2022		11:21	2-2	1.000	0-0	.000	2-2	1.000	0	0	0	1.6	3	3	3	0	0	6	5.0	
at Vanderbilt	02/19/2022		18:56	4-10	.400	0-6	.000	5-8	.625	0	6	6	1.8	3	2	3	0	1	13	5.3	
Georgia	02/22/2022		24:36	3-8	.375	1-4	.250	3-4	.750	0	0	0	1.7	1	5	0	0	2	10	5.5	
at Ole Miss	02/26/2022		22:28	4-7	.571	0-2	.000	5-6	.833	0	4	4	1.8	2	1	1	0	0	13	5.8	
at Alabama	03/02/2022		20:00	2-4	.500	1-2	.500	0-0	.000	0	3	3	1.8	1	1	3	0	1	5	5.7	
Mississippi St.	03/05/2022		08:04	0-2	.000	0-2	.000	1-2	.500	0	0	0	1.8	3	3	2	0	1	1	5.6	
vs Florida	03/10/2022		28:12	4-7	.571	3-4	.750	3-3	1.000	1	1	2	1.8	3	3	4	1	3	14	5.8	
vs Auburn	03/11/2022		23:49	1-7	.143	1-2	.500	0-1	.000	0	2	2	1.8	1	2	2	0	2	3	5.8	
vs Arkansas	03/12/2022		17:54	4-6	.667	2-2	1.000	2-2	1.000	0	1	1	1.8	2	0	1	0	0	12	5.9	
vs Tennessee	03/13/2022		18:16	0-3	.000	0-1	.000	4-4	1.000	0	3	3	1.8	1	0	1	0	0	4	5.9	
Alcorn	03/15/2022		19:01	2-4	.500	0-2	.000	8-8	1.000	0	1	1	1.8	0	2	2	0	0	12	6.1	
Oregon	03/19/2022		10:36	1-2	.500	1-2	.500	0-0	.000	0	0	0	1.7	1	1	0	0	0	3	6.0	
Wake Forest	03/23/2022		14:44	2-10	.200	2-5	.400	0-0	.000	1	2	3	1.8	2	3	0	1	0	6	6.0	
vs Washington St.	03/29/2022		15:18	2-5	.400	1-2	.500	2-3	.667	0	2	2	1.8	4	2	0	0	0	7	6.0	
vs Xavier	03/31/2022		25:25	5-7	.714	2-2	1.000	0-0	.000	0	2	2	1.8	2	3	4	0	0	12	6.2	
Totals			3 614:05	78-211	.370	34-105	.324	56-78	.718	7	64	71	1.8	54	56	52	8	28	246	6.2	

2020-21 (at Texas A&M)

Opponent	Date	GS	MIN	Total			3-Pointers			Free throws		Rebounds			PF	A	TO	BLK	STL	PTS	AVG
				FG-FGA	PCT	3FG-3FGA	PCT	FT-FTA	PCT	OFF	DEF	TOT									
New Orleans	11/29/2020		24:27	3-8	.375	1-3	.333	7-8	.875	0	0	0	0.0	0	4	3	0	6	14	14.0	
Tarleton St.	12/02/2020		17:39	0-4	.000	0-2	.000	4-5	.800	0	1	0	5.2	1	0	4	0	0	4	9.0	
UTRGV	12/06/2020	*	13:56	2-6	.333	1-3	.333	1-2	.500	0	0	0	3.4	0	2	0	0	0	6	8.0	
vs TCU	12/12/2020	*	21:50	3-7	.429	2-4	.500	1-2	.500	0	2	2	0.8	4	3	1	0	3	9	8.3	
Southeastern La.	12/15/2020		20:46	3-6	.500	1-2	.500	0-0	.000	0	3	3	1.2	2	1	4	0	0	7	8.0	
Wofford	12/21/2020		35:12	6-9	.667	2-3	.667	0-2	.000	0	4	4	1.7	1	2	1	0	1	14	9.0	
at LSU	12/29/2020		16:23	1-6	.167	1-1	1.000	0-0	.000	1	2	3	1.9	2	3	0	1	1	3	8.1	
Auburn	01/02/2021		15:28	1-4	.250	0-3	.000	2-2	1.000	2	0	2	1.9	0	1	2	0	0	4	7.6	
at South Carolina	01/06/2021		11:20	0-3	.000	0-1	.000	0-0	.000	0	0	0	1.7	1	2	4	0	0	0	6.8	
Tennessee	01/09/2021	*	23:41	2-4	.500	1-2	.500	0-0	.000	0	2	2	1.7	2	0	4	0	2	5	6.6	
at Mississippi St.	01/13/2021	*	23:41	3-7	.429	0-2	.000	0-0	.000	2	1	3	1.8	3	5	0	1	1	6	6.5	
Missouri	01/16/2021	*	17:46	1-6	.167	0-2	.000	0-0	.000	0	1	1	1.8	2	1	2	0	1	2	6.2	
at Ole Miss	01/23/2021	*	31:04	2-7	.286	1-3	.333	1-3	.333	1	5	6	2.1	4	3	1	0	1	6	6.2	
LSU	01/26/2021		22:31	2-7	.286	0-4	.000	1-2	.500	1	2	3	2.1	0	2	2	0	0	5	6.1	
at Kansas St.	01/30/2021		17:34	2-3	.667	1-1	1.000	1-2	.500	0	2	2	2.1	0	1	1	0	2	6	6.1	
Mississippi St.	03/03/2021		12:34	0-3	.000	0-3	.000	0-0	.000	0	2	2	2.1	2	3	0	0	1	0	5.7	
at Arkansas	03/06/2021		11:40	2-6	.333	0-2	.000	0-0	.000	0	0	0	2.0	1	0	2	0	1	4	5.6	
vs Vanderbilt	03/10/2021		16:42	3-7	.429	3-5	.600	1-2	.500	0	3	3	2.1	3	2	0	0	0	10	5.8	
Totals			6 354:12	36-103	.350	14-46	.304	19-30	.633	7	30	37	2.1	33	30	38	2	19	105	5.8	

in Queens, N.Y., for two years... Played AAU ball with the PSA Cardinals on the Nike EYBL Circuit, averaging 13.2 points, 4.6 rebounds, 4.1 assists. Personal Information: Hassan Diarra... Born March 17, 2001... Son of Kadija Kone and Fousseny Diarra... Has an older brother, Mamadou, a younger brother, Cherif, and two younger sisters, Fanta and Ouleymatou... Mamadou is currently the Director of Player Development on the UConn coaching staff. Cherif is a sophomore forward at Division II Southern Connecticut State University.

Richie SPRINGS

13

R-Junior
Forward
6-9 • 235

Brooklyn, N.Y.

While at UConn: In his fourth season with the UConn program after sitting out the 2019-20 season as an academic redshirt and seeing action in 2020-21 and 2021-22... Has appeared in 13 games for the Huskies, averaging 1.2 points, 1.1 rebounds... Was allowed to practice with the team during 2019-20 season... Has worked to improve his game throughout the spring, summer and fall, in hopes of cracking the frontcourt rotation... Has a reputation as a strong offensive rebounder, with a solid outside shot.



As a Redshirt Sophomore in 2021-22: Appeared in eight games, including three BIG EAST contests, averaging 1.3 points, 1.1 rebounds and shooting .667 from the foul line in just over 28 minutes of playing time... Had career-highs of 6 points and 4 rebounds against LIU (11/17/21), in just over 6 minutes of playing time... Saw BIG EAST action against Butler, Georgetown and in the BIG EAST Tournament vs. Seton Hall.

As a Redshirt Freshman in 2020-21: Saw action in five games, including the opening round of the BIG EAST Tournament against DePaul... Played 12 minutes during the season, scoring 5 points, grabbing 5 rebounds and hitting 2-of-3 shots overall... Played 7:38 against DePaul in quarterfinals of BIG EAST Tournament, scoring 2 points and grabbing 2 rebounds in 94-60 victory.

Before College: Was a late commit after reclassifying to 2019... Was expected to attend Brewster Academy for a postgraduate year in 2019-20, but changed his mind after visit to UConn and reclassified to verbally commit on Aug. 6... Came to UConn after two years at The MacDuffie School (Granby, Mass.), playing under Coach Jacque Rivera and as a teammate of former UConn star James Bouknight...

RICHIE SPRINGS CAREER STATISTICS

YEAR	GP-GS	MIN/AVG	Total FG-FGA	PCT	3-Point FG-FGA	PCT	FT-FTA	PCT	Rebs OFF-DEF	TOT	AVG	PF-FO	AST	TO	BLK	STL	PTS/AVG
2020-21	5-0	12/2.5	2-3	.667	0-1	.000	1-2	.500	2-3	5	1.0	3-0	0	0	0	0	5/1.0
2021-22	8-0	28/3.5	3-7	.429	0-0	.000	4-6	.667	5-4	9	1.1	3-0	1	1	0	0	10/1.3
TOTALS	13-0	40/3.1	5-10	.500	0-1	.000	5-8	.625	7-7	14	1.1	6-0	1	1	0	0	15/1.2

BIG EAST YEAR	GP-GS	Total MIN/AVG	3-Point FG-FGA	PCT	FG-FGA	PCT	FT-FTA	PCT	Rebs OFF-DEF	TOT	AVG	PF-FO	AST	TO	BLK	STL	PTS/AVG
2020-21	3-0	3/1.0	1-1	1.000	0-0	.000	1-2	.500	0-1	1	0.3	1-0	0	0	0	0	3/1.0
2021-22	2-0	5/2.7	1-2	.500	0-0	.000	0-0	.000	1-0	1	0.5	0-0	0	0	0	0	2/1.0
TOTALS	5-0	8/1.6	2-13	.667	0-0	.000	1-2	.500	1-1	2	0.4	1-0	0	0	0	0	5/1.0



**RICHIE SPRINGS
CAREER HIGH
PERFORMANCES**

	<u>Career -- All Games</u>	<u>Career-- Conference Regular Season Games</u>
Points	6 LIU (11/17/21)	2 Two Times
FG Made	1 Five Times	1 Two Times
FG Atts.	2 Three Times	1 Three Times
3-Pt. FG	--	--
3-Pt. FGA	1 DePaul (3/11/21)	--
FT	4 LIU (11/17/21)	1 DePaul (12/30/20)
FT Att.	6 LIU (11/17/21)	2 DePaul (12/30/20)
Off. Reb.	3 LIU (11/17/21)	1 Butler (1/18/22)
Def. Reb.	2 Grambling (12/4/21)	1 DePaul (12/30/20)
Total Reb.	4 LIU (11/17/21)	1 Two Times
Assists	1 Coppin St. (11/13/21)	--
TO	1 Cent. Conn. (11/9/21)	--
Blocks	--	--
Steals	--	--
Minutes	7.5 DePaul (3/11/21)	3 Georgetown (1/25/22)



RICHIE SPRINGS GAME-BY-GAME STATISTICS

2021-22

Opponent	Date	GS	MIN	Total		3-Pointers		Free throws		Rebounds				PF	A	T/BLK	STL	PTS	AVG
				FG-FGA	PCT	3FG-3FGA	PCT	FT-FTA	PCT	OFF	DEF	TOT	AVG						
Central Conn. St.	11/09/2021		06:26	0-0	.000	0-0	.000	0-0	.000	0	1	1	1.0	1	0	0	0	0	0.0
Coppin St.	11/13/2021		03:43	1-2	.500	0-0	.000	0-0	.000	1	0	1	1.0	0	1	0	0	2	1.0
LIU	11/17/2021		06:13	1-2	.500	0-0	.000	4-6	.667	3	1	4	2.0	2	0	0	0	6	2.7
Binghamton	11/20/2021		02:26	0-1	.000	0-0	.000	0-0	.000	0	0	0	1.5	0	0	0	0	0	2.0
Grambling	12/04/2021		03:15	0-0	.000	0-0	.000	0-0	.000	0	2	2	1.6	0	0	0	0	0	1.6
Butler	01/18/2022		02:22	1-1	1.000	0-0	.000	0-0	.000	1	0	1	1.5	0	0	0	0	2	1.7
Georgetown	01/25/2022		02:59	0-1	.000	0-0	.000	0-0	.000	0	0	0	1.3	0	0	0	0	0	1.4
vs Seton Hall	03/10/2022		00:46	0-0	.000	0-0	.000	0-0	.000	0	0	0	1.1	0	0	0	0	0	1.3
Totals		0	28:10	3-7	.429	0-0	.000	4-6	.667	5	4	9	1.1	3	1	0	0	10	1.3

2020-21

Opponent	Date	GS	MIN	Total		3-Pointers		Free throws		Rebounds				PF	A	T/BLK	STL	PTS	AVG
				FG-FGA	PCT	3FG-3FGA	PCT	FT-FTA	PCT	OFF	DEF	TOT	AVG						
Central Conn. St.	11/25/2020		01:37	0-0	.000	0-0	.000	0-0	.000	1	1	2	2.0	1	0	0	0	0	0.0
DePaul	12/30/2020		01:36	0-0	.000	0-0	.000	1-2	.500	0	1	1	1.5	0	0	0	0	1	0.5
at Butler	01/09/2021		00:19	0-0	.000	0-0	.000	0-0	.000	0	0	0	1.0	0	0	0	0	0	0.3
Georgetown	03/06/2021		01:17	1-1	1.000	0-0	.000	0-0	.000	0	0	0	0.8	1	0	0	0	2	0.8
vs DePaul	03/11/2021		07:38	1-2	.500	0-1	.000	0-0	.000	1	1	2	1.0	1	0	0	0	2	1.0
Totals		0	12:27	2-3	.667	0-1	.000	1-2	.500	2	3	5	1.0	3	0	0	0	5	1.0



Before MacDuffie, played two years at Bishop Loughlin Memorial (Brooklyn, N.Y.) under Coach Ed Gonzalez... Played on the AAU circuit for PSA Cardinals, under Coach Munch Williams, averaging 10.8 points and 8.1 rebounds in 18 games...Had a breakout week at the prestigious Peach Jam event, averaging 13 points and 13 rebounds per game against top AAU competition... Top 130 recruit.
Personal Information: Richard Javier Springs ... Born September 28, 2001... Son of Waldina Benedith and Ron Springs.

Jordan HAWKINS

24

Sophomore
Guard

6-5 • 195

Gaithersburg,
Md.

While at UConn: Despite a freshman season that was thrown off-track by injuries at the beginning and the end, showed flashes of the athletic prowess and shooting ability that made him a consensus Top 50 recruit coming out of high school ... Appeared in 27 games, with four starts, and was impressive enough to be named to the BIG EAST All-Freshman Team... Expected to be a major contributor and carry a lot of the scoring load in the 2022-23 season.

As a Freshman in 2021-22: Appeared in

27 games, starting four, and averaged 5.8 points and 2.0 rebounds in 14.7 minutes per game... Ankle injury forced him to miss the season's first two games and a concussion put him out of action for most of the game at Creighton on March 2 as well as the last four games of the season, just as he seemed to be hitting his stride... Had seven double-figure scoring games, including a season-high 16 against nationally-ranked Auburn... Had 15 points, including four 3-pointers, vs. Georgetown, 15 vs. Grambling State and 14 vs. Butler... Named to BIG EAST All-Freshman Team.

Before College: Consensus top 50 recruit, who came to UConn following two years at powerhouse program DeMatha Catholic (Hyattsville, Md.) under Coach Mike Jones... Played AAU for Team Durant under Coach Angel Hernandez... As a senior at DeMatha, averaged 19.7 points, 11.4 rebounds, 3.7 assists, 2.3 steals and 1.9 blocks, while shooting .636 overall and .464 from three-point range to lead DeMatha to an 11-0 record and was named 2020-21 Gatorade Maryland Player of the Year... Two-time Washington Post All-Met Honorable Mention pick... Played his first two high school years at Gaithersburg High, averaging 20.2 ppg as a sophomore. Personal Information: Jordan Dorrell Hawkins ... Born April 29, 2002... Son of Jasmine and Craig Hawkins... Has two older sisters, Alexis and Chynna, and one younger sister, Paris.



JORDAN HAWKINS CAREER STATISTICS

YEAR	GP-GS	MIN/AVG	Total FG-FGA	PCT	3-Point FG-FGA	PCT	FT-FTA	PCT	Rebs OFF-DEF	TOT	AVG	PF-FO	AST	TO	BLK	STL	PTS/AVG
2021-22	27-4	396/14.7	49-139	.353	27-81	.333	32-39	.821	12-41	53	2.0	28-0	14	26	9	9	157/5.8
TOTALS	27-4	396/14.7	49-139	.353	27-81	.333	32-39	.821	12-41	53	2.0	28-0	14	26	9	9	157/5.8
BIG EAST YEAR	GP-GS	MIN/AVG	Total FG-FGA	PCT	3-Point FG-FGA	PCT	FT-FTA	PCT	Rebs OFF-DEF	TOT	AVG	PF-FO	AST	TO	BLK	STL	PTS/AVG
2021-22	18-0	233/13.0	26-80	.325	17-55	.309	17-20	.850	5-24	29	1.6	15-0	8	15	6	2	86/4.8
TOTALS	18-0	233/13.0	26-80	.325	17-55	.309	17-20	.850	5-24	29	1.6	15-0	8	15	6	2	86/4.8



**JORDAN HAWKINS
CAREER HIGH
PERFORMANCES**

	<u>Career -- All Games</u>	<u>Career--Conference Regular Season Games</u>
Points	16 Auburn (11/24/21)	15 Georgetown (1/25/22)
FG Made	5 Four times	5 Butler (1/18/22)
FG Atts.	11 Grambling St. (12/4/21)	9 Butler (1/18/22)
3-Pt. FG	4 Georgetown (1/25/22)	4 Georgetown (1/25/22)
3-Pt. FGA	7 Georgetown (1/25/22)	7 Georgetown (1/25/22)
FT	4 Two Times	4 Two Times
FT Att.	5 Georgetown (2/27/22)	5 Georgetown (2/27/22)
Off. Reb.	2 Three Times	1 Five Times
Def. Reb.	5 St. John's (2/13/22)	5 St. John's (2/13/22)
Total Reb.	6 St. John's (2/13/22)	6 St. John's (2/13/22)
Assists	2 Three Times	2 Two Times
TO	4 West Virginia (12/8/21)	3 Seton Hall (1/8/22)
Blocks	3 Michigan St. (11/25/21)	2 St. John's (2/13/22)
Steals	3 LIU (11/17/21)	2 Villanova (2/5/22)
Minutes	28 West Virginia (12/8/21)	21 Georgetown (2/27/22)



JORDAN HAWKINS GAME-BY-GAME STATISTICS

2021-22

Opponent	Date	GS	MIN	Total		3-Pointers		Free throws		Rebounds				PF	A	TO	BLK	STL	PTS	AVG
				FG-FGA	PCT	3FG-3FGA	PCT	FT-FTA	PCT	OFF	DEF	TOT	AVG							
LIU	11/17/2021		08:02	1-4	.250	0-2	.000	3-3	1.000	2	2	4	4.0	0	1	1	0	3	5	5.0
Binghamton	11/20/2021		13:48	5-8	.625	1-2	.500	0-1	.000	0	2	2	3.0	1	0	0	0	0	11	8.0
vs Auburn	11/24/2021		16:31	5-7	.714	3-3	1.000	3-4	.750	0	1	1	2.3	0	0	2	0	0	16	10.7
vs Michigan St.	11/25/2021		17:53	1-5	.200	0-2	.000	2-2	1.000	0	1	1	2.0	1	1	0	3	2	4	9.0
vs VCU	11/26/2021		12:39	1-3	.333	0-1	.000	0-0	.000	0	3	3	2.2	1	0	1	0	0	2	7.6
UMES	11/30/2021 *		24:59	2-5	.400	1-3	.333	0-0	.000	2	1	3	2.3	3	1	0	0	0	5	7.2
Grambling	12/04/2021 *		21:26	5-11	.455	3-5	.600	2-2	1.000	2	1	3	2.4	3	2	2	0	0	15	8.3
at West Virginia	12/08/2021 *		27:52	0-7	.000	0-3	.000	2-3	.667	1	4	5	2.8	3	1	4	0	2	2	7.5
vs St. Bonaventure	12/11/2021 *		19:40	3-9	.333	2-5	.400	3-4	.750	0	2	2	2.7	1	0	1	0	0	11	7.9
Providence	12/18/2021		11:08	0-3	.000	0-3	.000	1-2	.500	0	2	2	2.6	0	0	0	0	0	1	7.2
at Marquette	12/21/2021		09:24	0-3	.000	0-1	.000	0-0	.000	0	0	0	2.4	0	1	0	0	0	6.5	
at Seton Hall	01/08/2022		09:20	2-3	.667	1-1	1.000	0-0	.000	1	1	2	2.3	0	0	3	0	0	5	6.4
St. John's (NY)	01/12/2022		11:53	1-5	.200	1-4	.250	0-0	.000	1	1	2	2.3	2	0	2	0	0	3	6.2
Butler	01/18/2022		17:43	5-9	.556	1-5	.200	3-4	.750	0	0	0	2.1	2	0	2	0	0	14	6.7
at Butler	01/20/2022		07:04	0-2	.000	0-0	.000	0-0	.000	0	1	1	2.1	2	0	1	0	0	6.3	
Georgetown	01/25/2022		13:10	4-7	.571	4-7	.571	3-3	1.000	0	0	0	1.9	0	2	0	0	1	15	6.8
at DePaul	01/29/2022		08:48	0-3	.000	0-3	.000	0-0	.000	0	0	0	1.8	0	0	1	0	0	6.4	
Creighton	02/01/2022		06:06	0-3	.000	0-3	.000	0-0	.000	0	1	1	1.8	0	0	0	0	0	6.1	
at Villanova	02/05/2022		16:56	3-5	.600	3-4	.750	0-0	.000	0	2	2	1.8	2	2	2	0	2	9	6.2
Marquette	02/08/2022		19:52	3-6	.500	2-4	.500	0-0	.000	0	1	1	1.8	1	0	1	1	0	8	6.3
at Xavier	02/11/2022		18:26	1-5	.200	1-4	.250	0-0	.000	0	4	4	1.9	2	1	0	1	0	3	6.1
at St. John's (NY)	02/13/2022		17:39	1-8	.125	1-4	.250	0-0	.000	1	5	6	2.0	2	1	2	2	0	3	6.0
Seton Hall	02/16/2022		13:21	1-3	.333	1-3	.333	2-2	1.000	1	2	3	2.1	0	0	0	0	0	5	6.0
Xavier	02/19/2022		13:42	1-5	.200	1-3	.333	4-4	1.000	1	2	3	2.1	0	0	1	0	0	7	6.0
Villanova	02/22/2022		12:52	1-3	.333	0-2	.000	0-0	.000	0	2	2	2.1	1	0	0	1	0	2	5.8
at Georgetown	02/27/2022		20:59	3-6	.500	1-3	.333	4-5	.800	0	0	0	2.0	1	1	0	0	0	11	6.0
at Creighton	03/02/2022		05:00	0-1	.000	0-1	.000	0-0	.000	0	0	0	2.0	0	0	0	0	0	0	5.8
Totals		4	396:12	49-139	.353	27-81	.333	32-39	.821	12	41	53	2.0	28	14	26	9	9	157	5.8



Samson JOHNSON

35

Sophomore
Forward
6-10 • 215
Lomé, Togo

While at UConn: Athletic big man with 7-5 wingspan, impressive outside shooting touch and a world of potential... Development was somewhat slowed in 2021-22 due to the extra season granted to those players affected by the pandemic, which created a logjam in the UConn frontcourt. Likely to have a much bigger role in 2022-23... Saw action in 13 games, including five BIG EAST contests... Remained on UConn campus throughout the spring and summer months to work on his game and spend

time in the weight room.

As a Freshman in 2021-22: Appeared in 13 games, averaging 1.7 points, 1.1 rebounds... Shot a team-leading field goal percentage of .556... Had season-highs of 5 points, including a three-pointer, 6 rebounds, and 3 blocks in 20 minutes of playing time against Grambling State.

Before College: Came to UConn after spending 2 1/2 years at The Patrick School in Hillside, N.J. (where he was a teammate of current UConn sophomore Adama Sanogo) under Coach Chris Chavannes and playing AAU ball for the New York Jayhawks under Coach Jay David... Averaged 15.0 points, 5.6 rebounds, 1.6 blocks and 1.7 assists in 2020-21 for Patrick School... Was named co-MVP of the Slam 16 Game in the Bronx, where he scored 12 points, grabbed 8 rebounds and blocked 6 shots... Began to play basketball as a youngster in his native Togo and went through the SEED Academy, a program for basketball and academic development. At 16, he came to the U.S. to go to school in Florida before coming to The Patrick School... Went from a top 100 recruit to a top 50.

Personal Information: Samson Roosevelt Faical Kuessi Johnson... Born July 28, 2002... Son of Moukiétou Bonfoh and Eric Johnson... Has one older sister, Victoria, two younger brothers, Sharon and Ronald, and one younger sister, Merkel... Speaks four languages fluently – French, English, Wolof and Ewe (native language of Togo).



SAMSON JOHNSON CAREER STATISTICS

YEAR	GP-GS	MIN/AVG	Total FG-FGA	PCT	3-Point FG-FGA	PCT	FT-FTA	PCT	Rebs OFF-DEF	TOT	AVG	PF-FO	AST	TO	BLK	STL	PTS/AVG
2021-22	13-0	69/5.3	10-18	.556	1-5	.200	1-2	.500	8-6	14	1.1	15-0	0	2	3	1	22/1.7
TOTALS	13-0	69/5.3	10-18	.556	1-5	.200	1-2	.500	8-6	14	1.1	15-0	0	2	3	1	22/1.7
Conference YEAR	GP-GS	MIN/AVG	Total FG-FGA	PCT	3-Point FG-FGA	PCT	FT-FTA	PCT	Rebs OFF-DEF	TOT	AVG	PF-FO	AST	TO	BLK	STL	PTS/AVG
2021-22	5-0	15/3.0	2-2	1.000	0-0	.000	0-0	.000	1-1	2	0.4	5-0	0	1	0	0	4/0.8
TOTALS	5-0	15/3.0	2-2	1.000	0-0	.000	0-0	.000	1-1	2	0.4	5-0	0	1	0	0	4/0.8



**SAMSON JOHNSON
CAREER HIGH
PERFORMANCES**

		<u>Career -- All Games</u>	<u>Career-- Conference Regular Season Games</u>
Points	5	Grambling St. (12/4/21)	2 Two Times
FG Made	2	Three Times	1 Two Times
FG Atts.	5	Grambling St. (12/4/21)	1 Two Times
3-Pt. FG	1	Grambling St. (12/4/21)	-- --
3-Pt. FGA	2	Coppin St. (11/13/21)	-- --
FT	1	LIU (11/17/21)	-- --
FT Att.	2	LIU (11/17/21)	-- --
Off. Reb.	4	Grambling St. (12/4/21)	1 Villanova (2/5/22)
Def. Reb.	2	Grambling St. (12/4/21)	1 Butler (1/18/22)
Total Reb.	6	Grambling St. (12/4/21)	1 Two times
Assists	--	--	-- --
TO	1	Two Times	1 Georgetown (2/27/22)
Blocks	3	Grambling St. (12/4/21)	-- --
Steals	1	LIU (11/17/21)	-- --
Minutes	20	Grambling St. (12/4/21)	4 Villanova (2/5/22)



SAMSON JOHNSON GAME-BY-GAME STATISTICS

2021-22

Opponent	Date	GS	MIN	Total		3-Pointers		Free throws		Rebounds				PF	A	TO	BLK	STL	PTS	AVG
				FG-FGA	PCT	3FG-3FGA	PCT	FT-FTA	PCT	OFF	DEF	TOT	AVG							
Central Conn. St.	11/09/2021		06:28	1-3	.333	0-1	.000	0-0	.000	1	0	1	1.0	3	0	0	0	0	2	2.0
Coppin St.	11/13/2021		06:54	2-4	.500	0-2	.000	0-0	.000	1	1	2	1.5	2	0	0	0	0	4	3.0
LIU	11/17/2021		07:30	1-1	1.000	0-0	.000	1-2	.500	0	0	0	1.0	0	0	0	0	1	3	3.0
Binghamton	11/20/2021		02:26	2-2	1.000	0-0	.000	0-0	.000	1	0	1	1.0	0	0	0	0	0	4	3.3
Grambling	12/04/2021		20:12	2-5	.400	1-1	1.000	0-0	.000	4	2	6	2.0	3	0	0	3	0	5	3.6
at West Virginia	12/08/2021		07:24	0-1	.000	0-0	.000	0-0	.000	0	1	1	1.8	2	0	1	0	0	0	3.0
vs St. Bonaventure	12/11/2021		02:05	0-0	.000	0-0	.000	0-0	.000	0	1	1	1.7	0	0	0	0	0	0	2.6
Butler	01/18/2022		03:03	1-1	1.000	0-0	.000	0-0	.000	0	1	1	1.6	2	0	0	0	0	2	2.5
Georgetown	01/25/2022		03:48	1-1	1.000	0-0	.000	0-0	.000	0	0	0	1.4	0	0	0	0	0	2	2.4
at Villanova	02/05/2022		04:20	0-0	.000	0-0	.000	0-0	.000	1	0	1	1.4	1	0	0	0	0	0	2.2
at St. John's (NY)	02/13/2022		02:42	0-0	.000	0-0	.000	0-0	.000	0	0	0	1.3	1	0	0	0	0	2.0	
at Georgetown	02/27/2022		01:03	0-0	.000	0-0	.000	0-0	.000	0	0	0	1.2	1	0	1	0	0	1.8	
vs Seton Hall	03/10/2022		00:46	0-0	.000	0-0	.000	0-0	.000	0	0	0	1.1	0	0	0	0	0	1.7	
Totals		0	68:41	10-18	.556	1-5	.200	1-2	.500	8	6	14	1.1	15	0	2	3	1	22	1.7



Alex KARABAN

11

R-Freshman
Forward
6-8 • 210
Southborough,
Mass.

While at UConn: Enrolled at UConn for second semester of 2021-22 and redshirted through the second half of the 2021-22 season... Begins the 2022-23 season as a redshirt freshman with four seasons of eligibility remaining... Outstanding outside shooter who will likely see time at both forward positions.

As a Freshman in 2021-22: Joined team on Jan. 7 as a redshirt after enrolling for the second semester... Practiced with team throughout the second semester and traveled to all away games... Did extensive pre-game workouts on game

days to replace pregame warmups.

Before College: Accelerated his graduation from IMG Academy (Bradenton, Fla.) to enroll at UConn for the second semester... Started high school at Algonquin Regional High (Northborough, Mass.), then spent two years at New Hampton (N.H.) School and one semester at IMG Academy... Consensus Top 50 recruit... Named Gatorade New

Hampshire Player of the Year for 2020-21 after averaging 25.8 points, 8.7 rebounds, 2.9 assists and 1.9 blocks and shooting 60.3 percent overall... Led New Hampton, under Coach Andrew Gale, to the New England Prep School Athletic Council Class AAA tournament championship and was named MVP of the championship game... Also played for Expressions Elite on the AAU circuit under Coach Todd Quarles... Averaged 18.4 points, 7.4 rebounds, 2.4 assists and 1.6 blocks to earn selection to the All-Peach Jam Second Team.

Personal Information: Alex Karaban... Born Nov. 11, 2002... Son of Olga and Alexi Karaban... Has one younger sister, Ana, and one younger brother, Andrew.



Donovan CLINGAN

32

Freshman
Center

7-2 • 265

Bristol, Conn.

Before College: One of three true scholarship freshmen on the 2022-23 roster... Highly-coveted big man known not only for his great size, but for his agility, footwork, improving outside shooting touch and his passing ability... Unselfish player dedicated to working hard on his game every day with a goal of being the top big man in the country... Figures to earn plenty of playing time and make an immediate impact in 2022-23... Consensus Top 50 recruit... Comes to UConn after spectacular high school career at Bristol (Conn.) Central High School under Coach Tom Barrette... Scored a school record

2,268 career points, which ranks seventh all-time in state history, and also set school records for career rebounds and blocked shots... As a senior, averaged 30.3 points, 18.4 rebounds and 6.2 blocks as he led Central to a 28-0 record, the Central Conn. Conference Championship and the Connecticut Division II State Championship... As a junior, averaged 27.3 points, 17.2 rebounds and 5.8 blocks as he led Central to a 15-0 record and the Central Conn. Conference Championship (state tournament was canceled due to Covid-19)... Set Bristol Central single-game records with 51 points, 31 rebounds in a



game... Two-time Gatorade Connecticut State Player of the Year... Two-time Max Preps Connecticut High School Player of the Year... Three-time Central Connecticut Conference Player of the Year... MVP of both Conn. High School Coaches Association Boys Basketball Festival and the Robert Saulsbury All-Star Game... Played AAU ball for the Boston Spartans.

Personal Information: Donovan John Clingan ... Born February 23, 2004... Son of Bill and the late Stacey Porrini Clingan... Has one younger sister, Olivia... Mom Stacey, who passed away of breast cancer in March, 2018, was an outstanding three-sport, all-conference athlete (basketball, swimming, track) at Bristol Central and a basketball star at the University of Maine... Donovan wears jersey No. 32 in her honor... Donovan maintained a 3.5 GPA at Bristol Central .. Besides basketball, loves to fish... Volunteers as a coach at the Boys & Girls Club of Bristol.



Apostolos **ROUMOGLOU**

33

**Freshman
Guard**

6-7 • 205

Xanthi, Greece

Before College: One of three true scholarship freshmen on the 2022-23 roster... Early September signee... Guard with size who displays a deft shooting touch and might battle for reserve minutes... With no high school basketball per se in Greece, played with club team Arion Xanthi, in his hometown... Most recently, earned playing time with PAOK Mateco in the Basketball Champions League... Last year, competed in the FIBA U18 European Challenges, averaging 8.4 points, 2.6 rebounds, 1.4 assists and shot 37.0 percent from three-point range.

Personal Information:

Apostolos Roumoglou... Born May 15, 2003... Son of Zoi and Anastasios Roumoglou... Has one older brother, Konstantinos.



Yarin HASSON

30

Freshman
Forward

6-9 • 180

Gan Yavne,
Israel

Before College: One of three true scholarship freshmen on the 2022-23 roster... Late signee who joined the Huskies' roster in late August and didn't turn 18 years old until October... Considered one of the top young players in Israel... Can play either forward position... Was a member of the Israeli U18 National Team... Played for club team Maccabi Rishon le Zion... Product of the youth department of Maccabi Rishon Lezion... Won the Israel Cup in 2014 and a National Championship in 2016... Registered through the Uvision agency that brings Israeli players to colleges and high schools in the United States...

Becomes the fifth player from Israel to play at UConn, joining Nadav Henefeld, Gilad Katz, Uri Cohen-Mintz and Doron Sheffer.

Personal Information: Yarin Menachem Hasson... Born Oct. 10, 2004... Son of Malka and Eitan Hasson... Has two younger brothers, Yahav and Shoam... Grew up in Maccabi Rishon Lezion and played for his high school team, Gimnasya Rialit.



Andrew HURLEY



20

Junior
Guard

6-1 • 170

Glastonbury,
Conn.

While at UConn: Joined team in 2020-21 pre-season as a freshman walk-on and became an integral part of daily practice, helping to prepare the team for tough game competition... Dressed for all 56 games his first two seasons and made appearances in 10... Named to 2020-21 BIG EAST All-Academic Team.

As a Sophomore in 2021-22: Appeared in six games, including one BIG EAST game vs. Georgetown, with the longest stint (3:25) against LIU.... Also played against Central Connecticut, Coppin State, Binghamton and Grambling State.

As a Freshman in 2020-21: Appeared in four games, averaging 0.8 ppg... Made first appearance in season opener against Central Connecticut... Longest stint (2:42) came in opening round of BIG EAST Tournament against DePaul... Took one shot all season and made it count -- swishing a three-pointer against DePaul, leaving him with a field goal percentage of 1.000 for the year.

Before College: Came to UConn after playing two years at East Catholic High School (Manchester, Conn.), one of the most successful programs in the state, under Coach Luke Reilly... Played limited minutes as a junior in 2018-19, as East Catholic went 27-1 and captured the Division I State Championship... Was a significant contributor as a senior in 2019-20, helping East Catholic post a 23-1 mark and win the CCC (conference) tournament, before the season was suspended by the global pandemic before the state tournament could begin... Played his first two high school seasons at Bishop Hendricken (Warwick, R.I.), before his family moved to Connecticut.

Personal Information: Andrew Robert Hurley... Born January 30, 2002... Son of Andrea and Dan Hurley... Has one older brother, Danny... Father is head men's basketball coach at UConn... Uncle Bob Hurley is head men's basketball coach at Arizona State University... Grandfather Bob Hurley Sr. is Naismith Hall of Famer and former longtime coach of powerhouse high school basketball program at St. Anthony HS (Jersey City, N.J.).

ANDREW HURLEY GAME-BY-GAME STATISTICS

2020-21

Opponent	Date	GS	MIN	Total		3-Pointers		Free throws		Rebounds				PF	A	TO	BLK	STL	PTS	AVG	
				FG-FGA	PCT	3FG-3FGA	PCT	FT-FTA	PCT	OFF	DEF	TOT	AVG								
Central Conn. St.	11/25/2020		01:37	0-0	.000	0-0	.000	0-0	.000	0	0	0	0	0	0	0	0	0	0	0.0	
DePaul	12/30/2020		00:37	0-0	.000	0-0	.000	0-0	.000	0	0	0	0	0	0	0	0	0	0	0.0	
Georgetown	03/06/2021		00:36	0-0	.000	0-0	.000	0-0	.000	0	0	0	0	0	0	0	0	0	0	0.0	
vs DePaul	03/11/2021		02:42	1-1	1.000	1-1	1.000	0-0	.000	0	0	0	0	0	0	0	0	0	3	0.8	
Totals		0	05:32	1-1	1.000	1-1	1.000	0-0	.000	0	0	0	0	0	0	0	0	0	0	3	0.8

2021-22

Opponent	Date	GS	MIN	Total		3-Pointers		Free throws		Rebounds				PF	A	TO	BLK	STL	PTS	AVG
				FG-FGA	PCT	3FG-3FGA	PCT	FT-FTA	PCT	OFF	DEF	TOT	AVG							
Central Conn. St.	11/09/2021		01:48	0-0	.000	0-0	.000	0-0	.000	0	1	1	1.0	0	0	0	0	0	0	0.0
Coppin St.	11/13/2021		02:05	0-0	.000	0-0	.000	0-0	.000	0	0	0	0.5	0	0	0	0	0	0	0.0
LIU	11/17/2021		03:25	0-1	.000	0-1	.000	0-0	.000	0	0	0	0.3	0	0	0	0	0	0	0.0
Binghamton	11/20/2021		00:47	0-0	.000	0-0	.000	0-0	.000	0	0	0	0.3	0	0	0	0	0	0	0.0
Grambling	12/04/2021		00:39	0-0	.000	0-0	.000	0-0	.000	0	0	0	0.2	0	0	0	0	0	0	0.0
Georgetown	01/25/2022		01:51	0-1	.000	0-1	.000	0-0	.000	0	1	1	0.3	1	0	0	0	0	0	0.0
Totals		0	10:36	0-2	.000	0-2	.000	0-0	.000	0	2	2	0.3	1	0	0	0	0	0	0.0

ANDREW HURLEY CAREER STATISTICS

YEAR	GP-GS	MIN/AVG	Total FG-FGA	PCT	3-Point FG-FGA	PCT	FT-FTA	PCT	Rebs OFF-DEF	TOT	AVG	PF-FO	AST	TO	BLK	STL	PTS/AVG
2020-21	4-0	5.5/1.4	1-1	1.000	1-1	1.000	0-0	.000	0-0	0	0.0	0-0	0	0	0	0	3/0.8
2021-22	6-0	10.5/1.8	0-2	.000	0-2	.000	0-0	.000	0-2	2	0.3	1-0	0	0	0	0	0/0.0
TOTALS	10-0	16.0/1.6	1-3	.333	1-3	.333	0-0	.000	0-2	2	0.2	1-0	0	0	0	0	3/0.3

BIG EAST YEAR	GP-GS	MIN/AVG	Total FG-FGA	PCT	3-Point FG-FGA	PCT	FT-FTA	PCT	Rebs OFF-DEF	TOT	AVG	PF-FO	AST	TO	BLK	STL	PTS/AVG
2020-21	2-0	1+/0.6	0-0	.000	0-0	.000	0-0	.000	0-0	0	0.0	0-0	0	0	0	0	0/0.0
2021-22	1-0	2/2.0	0-1	.000	0-1	.000	0-0	.000	0-1	1	1.0	1-0	0	0	0	0	0/0.0
TOTALS	3-0	3/1.0	0-1	.000	0-1	.000	0-0	.000	0-1	1	0.3	1-0	0	0	0	0	0/0.0

Emmett HENDRY

41

Freshman
Guard

6-3 • 155

Brooklyn, N.Y.

Before College: Comes to UConn as a true freshman, who will be a preferred walk-on... Shooting guard who will provide backcourt depth and solid competition in practice situations... Played at Montverde (Fla.) Academy in 2021-22 under Coach Kevin Boyle... Averaged 13.0 ppg and helped team win state prep school championship and compete in nationals... Prior to attending Montverde, attended Leman Manhattan Preparatory School (N.Y.) for three years, averaging 15.0 ppg, shot 56 percent overall and 94 percent from the foul line.

Personal Information: Emmett Cole Hendry... Born February 7, 2003... Son of Kimberly Hendry and John Regan... Dad played basketball at University of Binghamton.



Andre JOHNSON JR.



Before College: Comes to UConn as a true freshman, who will be a preferred walk-on... Versatile guard who will provide backcourt depth and solid competition in practice situations... Played for the last two years at South Kent (Conn.) School under former UConn associate head coach Raphael Chilliou... Helped South Kent reach the national prep school semifinals in 2021-22... Prior to attending South Kent, he played for two years at The Master's School (Simsbury, Conn.).

Personal Information: Andre Lamar Johnson Jr.... Born July 4, 2003... Son of Felicia and Andre Johnson Sr.... Has one older sister, Alexis, and two younger sisters, Ava and Azaria.

40

Freshman
Guard


6-4 • 160

Bristol, Conn.


2022-23 University of Connecticut Huskies



TRISTEN NEWTON
Sr. G 6-5 190
El Paso, Texas




JOEY CALCATERRA
Gr. G 6-3 180
Novato, Calif.



NAHIEM ALLEYNE
Sr. G 6-4 195
Buford, Ga..



HASSAN DIARRA
Jr. G 6-2 190
Queens, N.Y..



ALEX KARABAN
R-Fr. F 6-8 210
Southborough, Mass.




RICHIE SPRINGS
R-Jr. F 6-9 235
Brooklyn, N.Y.



ANDREW HURLEY
Jr. G 6-1 170
Glastonbury, Conn.




ADAMA SANOGO
Jr. F 6-9 245
Bamako, Mali



JORDAN HAWKINS
So. G 6-5 195
Gaithersburg, Md.



YARIN HASSON
Fr. F 6-9 180
Gan Yavne, Israel



DONOVAN CLINGAN
Fr. C 7-2 265
Bristol, Conn.



APOSTOLOS
ROUMOGLOU
Fr. G 6-7 205
Xanthi, Greece.



SAMSON JOHNSON
So. F 6-10 215
Lome, Togo



ANDRE JOHNSON JR.
Fr. G 6-4 160
Bristol, Conn.



EMMETT HENDRY
Fr. G 6-3 155
Brooklyn, N.Y.



ANDRE JACKSON JR.
Jr. G 6-6 210
Amsterdam, N.Y.



DAN HURLEY
Head Coach



KIMANI YOUNG
Associate Head Coach



TOM MOORE
Assistant Coach



LUKE MURRAY
Assistant Coach



2021-22
STATISTICS



2021-22 UConn Men's Basketball
 Combined Team Statistics
 All games

Game Records

Record	Overall	Home	Away	Neutral
ALL GAMES	23-10	14-2	5-5	4-3
CONFERENCE	13-6	8-2	5-4	0-0
NON-CONFERENCE	10-4	6-0	0-1	4-3

Score by Periods

Team	1st	2nd	OT	TOT
UConn	1148	1250	71	2469
Opponents	996	1106	53	2155

Team Box Score

No.	Player				Total		3-Point		F-Throw		Rebounds								PTS	AVG		
		GP-GS	MIN	AVG	FG-FGA	FG%	3FG-3FGA	3FG%	FT-FTA	FT%	OFF	DEF	TOT	AVG	PF	DQ	A	TO			BLK	STL
2	COLE, RJ	33-33	1108:17	33.6	177-427	.415	59-174	.339	109-127	.858	23	90	113	3.4	75	2	136	63	2	36	522	15.8
21	SANOGO, Adama	29-28	846:57	29.2	179-355	.504	0-1	.000	70-102	.686	105	151	256	8.8	85	2	29	68	55	25	428	14.8
4	MARTIN, Tyrese	29-29	928:10	32.0	144-321	.449	43-100	.430	62-90	.689	68	150	218	7.5	61	2	56	53	14	23	393	13.6
5	WHALEY, Isaiah	32-31	907:48	28.4	96-188	.511	16-55	.291	37-50	.740	70	82	152	4.8	84	2	35	40	71	25	245	7.7
12	POLLEY, Tyler	33-1	667:49	20.2	74-199	.372	50-143	.350	52-58	.897	30	24	54	1.6	48	0	13	12	9	14	250	7.6
44	JACKSON, Andre	33-32	962:04	29.2	78-183	.426	22-61	.361	45-63	.714	44	181	225	6.8	82	5	102	66	20	38	223	6.8
24	HAWKINS, Jordan	27-4	396:12	14.7	49-139	.353	27-81	.333	32-39	.821	12	41	53	2.0	28	0	14	26	9	9	157	5.8
0	GAFFNEY, Jalen	33-0	423:26	12.8	37-107	.346	13-44	.295	44-57	.772	7	41	48	1.5	45	0	65	31	3	18	131	4.0
11	AKOK, Akok	23-7	321:43	14.0	30-63	.476	13-28	.464	6-18	.333	25	48	73	3.2	21	0	8	3	25	5	79	3.4
35	JOHNSON, Samson	13-0	68:41	5.3	10-18	.556	1-5	.200	1-2	.500	8	6	14	1.1	15	0	0	2	3	1	22	1.7
13	SPRINGS, Richie	8-0	28:10	3.5	3-7	.429	0-0	.000	4-6	.667	5	4	9	1.1	3	0	1	1	0	0	10	1.3
1	DIGGINS, Rahsool	9-0	46:20	5.1	3-10	.300	1-3	.333	0-0	.000	0	0	0	0.0	6	0	3	6	1	1	7	0.8
41	GARRY, Matt	5-0	08:45	1.7	0-2	.000	0-0	.000	2-4	.500	0	2	2	0.4	1	0	1	2	0	1	2	0.4
20	HURLEY, Andrew	6-0	10:36	1.8	0-2	.000	0-2	.000	0-0	.000	0	2	2	0.3	1	0	0	0	0	0	0	0.0
Team											58	56	114				15					
Total		33	6725		880-2021	.435	245-697	.352	464-616	.753	455	878	1333	40.4	555	13	463	388	212	196	2469	74.8
Opponents		33	6725		762-1893	.403	218-617	.353	413-601	.687	334	751	1085	32.9	561	13	339	404	108	208	2155	65.3

Team Statistics

	UCONN	OPP
Scoring	2469	2155
Points per game	74.8	65.3
Scoring margin	+9.5	-
Field goals-att	880-2021	762-1893
Field goal pct	.435	.403
3 point fg-att	245-697	218-617
3-point FG pct	.352	.353
3-pt FG made per game	7.4	6.6
Free throws-att	464-616	413-601
Free throw pct	.753	.687
F-Throws made per game	14.1	12.5
Rebounds	1333	1085
Rebounds per game	40.4	32.9
Rebounding margin	+7.5	-
Assists	463	339
Assists per game	14.0	10.3
Turnovers	388	404
Turnovers per game	11.8	12.2
Turnover margin	+0.5	-
Assist/turnover ratio	1.2	0.8
Steals	196	208
Steals per game	5.9	6.3
Blocks	212	108
Blocks per game	6.4	3.3
Winning streak	0	-
Home win streak	5	-
Attendance	165512	107745
Home games-Avg/Game	16-10345	10-10775
Neutral site-Avg/Game	-	7-7411

Team Results

Date	Opponent		Score	Att.
11/09/2021	Central Conn. St.	W	99-48	10167
11/13/2021	Coppin St.	W	89-54	9690
11/17/2021	LIU	W	93-40	8481
11/20/2021	Binghamton	W	87-63	9335
11/24/2021	vs Auburn	Wot2	115-109	1174
11/25/2021	vs Michigan St.	L	60-64	1173
11/26/2021	vs VCU	Wot	70-63	673
11/30/2021	UMES	W	72-63	8782
12/04/2021	Grambling	W	88-59	9159
12/08/2021	at West Virginia	L	53-56	12045
12/11/2021	vs St. Bonaventure	W	74-64	9236
12/18/2021	Providence	L	53-57	15564
12/21/2021	at Marquette	W	78-70	12569
01/08/2022	at Seton Hall	Lot	87-90	10977
01/12/2022	St. John's (NY)	Wot	86-78	6671
01/18/2022	Butler	W	76-59	11538
01/20/2022	at Butler	W	75-56	6797
01/25/2022	Georgetown	W	96-73	7429
01/29/2022	at DePaul	W	57-50	4376
02/01/2022	Creighton	L	55-59	10443
02/05/2022	at Villanova	L	74-85	19786
02/08/2022	Marquette	W	80-72	12188
02/11/2022	at Xavier	L	68-74	10388
02/13/2022	at St. John's (NY)	W	63-60	6567
02/16/2022	Seton Hall	W	70-65	10167
02/19/2022	Xavier	W	72-61	10167
02/22/2022	Villanova	W	71-69	15564
02/27/2022	at Georgetown	W	86-77	7114
03/02/2022	at Creighton	L	62-64	17126
03/05/2022	DePaul	W	75-68	10167
03/10/2022	vs Seton Hall	W	62-52	19812
03/11/2022	vs Villanova	L	60-63	19812
03/17/2022	vs New Mexico St.	L	63-70	0



2021-22 UConn Men's Basketball
Combined Team Statistics
In Conference games

Game Records

Record	Overall	Home	Away	Neutral
ALL GAMES	13-6	8-2	5-4	0-0
CONFERENCE	13-6	8-2	5-4	0-0
NON-CONFERENCE	0-0	0-0	0-0	0-0

Score by Periods

Team	1st	2nd	OT	TOT
UConn	653	706	25	1384
Opponents	603	664	20	1287

Team Box Score

No.	Player	Total			3-Point		F-Throw		Rebounds				Other									
		GP-GS	MIN	AVG	FG-FGA	FG%	3FG-3FGA	3FG%	FT-FTA	FT%	OFF	DEF	TOT	AVG	PF	DQ	A	TO	BLK	STL	PTS	AVG
2	COLE, RJ	19-19	643:10	33.9	105-249	.422	32-93	.344	56-67	.836	13	48	61	3.2	47	1	77	35	1	17	298	15.7
21	SANOGO, Adama	18-17	527:35	29.3	114-224	.509	0-0	.000	44-66	.667	69	105	174	9.7	54	2	18	42	40	15	272	15.1
4	MARTIN, Tyrese	19-19	621:57	32.7	94-217	.433	29-66	.439	41-60	.683	43	101	144	7.6	39	1	37	31	9	14	258	13.6
5	WHALEY, Isaiah	19-18	547:14	28.8	60-110	.545	11-35	.314	19-23	.826	38	50	88	4.6	47	0	17	25	36	15	150	7.9
44	JACKSON, Andre	19-18	570:20	30.0	45-110	.409	15-39	.385	21-30	.700	27	102	129	6.8	55	3	62	39	9	18	126	6.6
12	POLLEY, Tyler	19-1	366:05	19.3	37-96	.385	27-70	.386	24-27	.889	12	9	21	1.1	21	0	5	6	6	8	125	6.6
24	HAWKINS, Jordan	18-0	233:23	13.0	26-80	.325	17-55	.309	17-20	.850	5	24	29	1.6	15	0	8	15	6	2	86	4.8
0	GAFFNEY, Jalen	19-0	184:08	9.7	12-40	.300	3-15	.200	16-19	.842	3	16	19	1.0	21	0	28	16	3	5	43	2.3
11	AKOK, Akok	11-3	126:54	11.5	7-20	.350	5-15	.333	1-4	.250	3	15	18	1.6	11	0	3	0	10	0	20	1.8
13	SPRINGS, Richie	2-0	05:21	2.7	1-2	.500	0-0	.000	0-0	.000	1	0	1	0.5	0	0	0	0	0	0	2	1.0
35	JOHNSON, Samson	5-0	14:56	3.0	2-2	1.000	0-0	.000	0-0	.000	1	1	2	0.4	5	0	0	1	0	0	4	0.8
1	HIGGINS, Rahsool	3-0	07:05	2.4	0-1	.000	0-0	.000	0-0	.000	0	0	0	0.0	2	0	1	4	0	0	0	0.0
20	HURLEY, Andrew	1-0	01:51	1.9	0-1	.000	0-1	.000	0-0	.000	0	1	1	1.0	1	0	0	0	0	0	0	0.0
Team											34	29	63					11				
Total		19	3850		503-1152	.437	139-389	.357	239-316	.756	249	501	750	39.5	318	7	256	225	120	94	1384	72.8
Opponents		19	3850		459-1101	.417	125-349	.358	244-347	.703	186	433	619	32.6	309	7	200	195	70	132	1287	67.7

Team Statistics

	UCONN	OPP
Scoring	1384	1287
Points per game	72.8	67.7
Scoring margin	+5.1	-
Field goals-att	503-1152	459-1101
Field goal pct	.437	.417
3 point fg-att	139-389	125-349
3-point FG pct	.357	.358
3-pt FG made per game	7.3	6.6
Free throws-att	239-316	244-347
Free throw pct	.756	.703
F-Throws made per game	12.6	12.8
Rebounds	750	619
Rebounds per game	39.5	32.6
Rebounding margin	+6.9	-
Assists	256	200
Assists per game	13.5	10.5
Turnovers	225	195
Turnovers per game	11.8	10.3
Turnover margin	-1.6	-
Assist/turnover ratio	1.1	1.0
Steals	94	132
Steals per game	4.9	6.9
Blocks	120	70
Blocks per game	6.3	3.7
Winning streak	1	-
Home win streak	5	-
Attendance	109898	95700
Home games-Avg/Game	10-10990	9-10633
Neutral site-Avg/Game	-	0-0

Team Results

Date	Opponent	Score	Att.
12/18/2021	Providence	L 53-57	15564
12/21/2021	at Marquette	W 78-70	12569
01/08/2022	at Seton Hall	Lot 87-90	10977
01/12/2022	St. John's (NY)	Wot 86-78	6671
01/18/2022	Butler	W 76-59	11538
01/20/2022	at Butler	W 75-56	6797
01/25/2022	Georgetown	W 96-73	7429
01/29/2022	at DePaul	W 57-50	4376
02/01/2022	Creighton	L 55-59	10443
02/05/2022	at Villanova	L 74-85	19786
02/08/2022	Marquette	W 80-72	12188
02/11/2022	at Xavier	L 68-74	10388
02/13/2022	at St. John's (NY)	W 63-60	6567
02/16/2022	Seton Hall	W 70-65	10167
02/19/2022	Xavier	W 72-61	10167
02/22/2022	Villanova	W 71-69	15564
02/27/2022	at Georgetown	W 86-77	7114
03/02/2022	at Creighton	L 62-64	17126
03/05/2022	DePaul	W 75-68	10167



**2021-22 UConn Men's Basketball
Extended Season Box Score
All games**

Page 1/1
as of Mar 18, 2022

Game Records

Record	Overall	Home	Away	Neutral
ALL GAMES	23-10	14-2	5-5	4-3
CONFERENCE	13-6	8-2	5-4	0-0
NON-CONFERENCE	10-4	6-0	0-1	4-3

Team Box Score Extended

No. Player	GP-GS			Total			3-Point			F-Throw			Rebounds			PF			TO/G			BLK/G			STL/G			PTS			AVG		
	GP	GS	MIN	AVG	FG-FGA	FG%	3FG-3FGA	3FG%	FT-FTA	FT%	OFF	DEF	TOT	AVG	PF	DQ	A	AG	TO	A/TO	BLK	BLK/G	STL	STL/G	PTS	PTS	PTS	PTS	PTS	PTS			
2 COLE, RJ	33	33	1108:17	33.6	177-427	.415	59-174	.339	109-127	.858	23	90	113	3.4	75	2	136	4.12	63	1.91	2.16	2	0.06	36	1.09	522	15.8	522	15.8				
21 SANOGO, Adama	29	28	846:57	29.2	179-355	.504	0-1	.000	70-102	.686	105	151	256	8.8	85	2	29	1.00	68	2.34	0.43	55	1.90	25	0.86	428	14.8	428	14.8				
4 MARTIN, Tyrese	29	29	928:10	32.0	144-321	.449	43-100	.430	62-90	.689	68	150	218	7.5	61	2	56	1.93	53	1.83	1.06	14	0.48	23	0.79	393	13.6	393	13.6				
5 WHALEY, Isaiah	32	31	907:48	28.4	96-188	.511	16-55	.291	37-50	.740	70	82	152	4.8	84	2	35	1.09	40	1.25	0.88	71	2.22	25	0.78	245	7.7	245	7.7				
12 POLLEY, Tyler	33	31	667:49	20.2	74-199	.372	50-143	.350	52-58	.897	30	24	54	1.6	48	0	13	0.39	12	0.36	1.08	9	0.27	14	0.42	250	7.6	250	7.6				
44 JACKSON, Andre	33	32	962:04	29.2	78-183	.426	22-61	.361	45-63	.714	44	181	225	6.8	82	5	102	3.09	66	2.00	1.55	20	0.61	38	1.15	223	6.8	223	6.8				
24 HAWKINS, Jordan	27	4	396:12	14.7	49-139	.353	27-81	.333	32-39	.821	12	41	53	2.0	28	0	14	0.52	26	0.96	0.54	9	0.33	9	0.33	157	5.8	157	5.8				
0 GAFFNEY, Jalen	33	0	423:26	12.8	37-107	.346	13-44	.295	44-57	.772	7	41	48	1.5	45	0	65	1.97	31	0.94	2.10	3	0.09	18	0.55	131	4.0	131	4.0				
11 AKOK, Akok	23	7	321:43	14.0	30-63	.476	13-28	.464	6-18	.333	25	48	73	3.2	21	0	8	0.35	3	0.13	2.67	25	1.09	5	0.22	79	3.4	79	3.4				
35 JOHNSON, Samson	13	0	68:41	5.3	10-18	.556	1-5	.200	1-2	.500	8	6	14	1.1	15	0	0	0.00	2	0.15	0.00	3	0.23	1	0.08	22	1.7	22	1.7				
13 SPRINGS, Richie	8	0	28:10	3.5	3-7	.429	0-0	.000	4-6	.667	5	4	9	1.1	3	0	1	0.13	1	0.13	1.00	0	0.00	0	0.00	10	1.3	10	1.3				
1 DIGGINS, Rahsool	9	0	46:20	5.1	3-10	.300	1-3	.333	0-0	.000	0	0	0	0.0	6	0	3	0.33	6	0.67	0.50	1	0.11	1	0.11	7	0.8	7	0.8				
41 GARRY, Matt	5	0	08:45	1.7	0-2	.000	0-0	.000	2-4	.500	0	2	2	0.4	1	0	1	0.20	2	0.40	0.50	0	0.00	1	0.20	2	0.4	2	0.4				
20 HURLEY, Andrew	6	0	10:36	1.8	0-2	.000	0-2	.000	0-0	.000	0	2	2	0.3	1	0	0	0.00	0	0.00	0.00	0	0.00	0	0.00	0	0.0	0	0.0				
Total	33	67	6725		880-2021	.435	245-697	.352	464-616	.753	455	878	1333	40.4	555	13	463	14.03	388	11.76	1.19	212	6.42	196	5.94	2469	74.8	2469	74.8				
Opponents	33	67	6725		762-1893	.403	218-617	.353	413-601	.687	334	751	1085	32.9	561	13	339	10.27	404	12.24	0.84	108	3.27	208	6.30	2155	65.3	2155	65.3				

Score by Periods

Team	1st	2nd	OT	TOT
UConn	1148	1250	71	2469
Opponents	996	1106	53	2155



2021-22 UConn Men's Basketball
Team Overall Conference
All games

Summary

Player	Overall Statistics										Conference Statistics									
	GP-GS	MIN/G	FG%	3FG%	FT%	R/G	A/G	STL	BLK	PTS/G	GP-GS	MIN/G	FG%	3FG%	FT%	R/G	A/G	STL	BLK	PTS/G
COLE, RJ	33-33	33.6	.415	.339	.858	3.4	4.1	36	2	15.8	19-19	33.9	.422	.344	.836	3.2	4.1	17	1	15.7
SANOGO, Adama	29-28	29.2	.504	.000	.686	8.8	1.0	25	55	14.8	18-17	29.3	.509	.000	.667	9.7	1.0	15	40	15.1
MARTIN, Tyrese	29-29	32.0	.449	.430	.689	7.5	1.9	23	14	13.6	19-19	32.7	.433	.439	.683	7.6	1.9	14	9	13.6
WHALEY, Isaiah	32-31	28.4	.511	.291	.740	4.8	1.1	25	71	7.7	19-18	28.8	.545	.314	.826	4.6	0.9	15	36	7.9
POLLEY, Tyler	33-1	20.2	.372	.350	.897	1.6	0.4	14	9	7.6	19-1	19.3	.385	.386	.889	1.1	0.3	8	6	6.6
JACKSON JR., Andre	33-32	29.2	.426	.361	.714	6.8	3.1	38	20	6.8	19-18	30.0	.409	.385	.700	6.8	3.3	18	9	6.6
HAWKINS, Jordan	27-4	14.7	.353	.333	.821	2.0	0.5	9	9	5.8	18-0	13.0	.325	.309	.850	1.6	0.4	2	6	4.8
GAFFNEY, Jalen	33-0	12.8	.346	.295	.772	1.5	2.0	18	3	4.0	19-0	9.7	.300	.200	.842	1.0	1.5	5	3	2.3
AKOK, Akok	23-7	14.0	.476	.464	.333	3.2	0.3	5	25	3.4	11-3	11.5	.350	.333	.250	1.6	0.3	0	10	1.8
JOHNSON, Samson	13-0	5.3	.556	.200	.500	1.1	0.0	1	3	1.7	5-0	3.0	1.000	.000	.000	0.4	0.0	0	0	0.8
SPRINGS, Richie	8-0	3.5	.429	.000	.667	1.1	0.1	0	0	1.3	2-0	2.7	.500	.000	.000	0.5	0.0	0	0	1.0
DIGGINS, Rahsool	9-0	5.1	.300	.333	.000	0.0	0.3	1	1	0.8	3-0	2.4	.000	.000	.000	0.0	0.3	0	0	0.0
GARRY, Matt	5-0	1.7	.000	.000	.500	0.4	0.2	1	0	0.4	0-0	0.0	.000	.000	.000	0.0	0.0	0	0	0.0
HURLEY, Andrew	6-0	1.8	.000	.000	.000	0.3	0.0	0	0	0.0	1-0	1.9	.000	.000	.000	1.0	0.0	0	0	0.0
Totals	33		.435	.352	.753	40.4	14.0	196	212	74.8	19		.437	.357	.756	39.5	13.5	94	120	72.8
Opponent	33		.403	.353	.687	32.9	10.3	208	108	65.3	19		.417	.358	.703	32.6	10.5	132	70	67.7

Scoring

Player	Overall Statistics								Conference Statistics							
	FG-FGA	FG%	3FG-3FGA	3FG%	FT-FTA	FT%	PTS	PTS/G	FG-FGA	FG%	3FG-3FGA	3FG%	FT-FTA	FT%	PTS	PTS/G
COLE, RJ	177-427	.415	59-174	.339	109-127	.858	522	15.8	105-249	.422	32-93	.344	56-67	.836	298	15.7
SANOGO, Adama	179-355	.504	0-1	.000	70-102	.686	428	14.8	114-224	.509	0-0	.000	44-66	.667	272	15.1
MARTIN, Tyrese	144-321	.449	43-100	.430	62-90	.689	393	13.6	94-217	.433	29-66	.439	41-60	.683	258	13.6
WHALEY, Isaiah	96-188	.511	16-55	.291	37-50	.740	245	7.7	60-110	.545	11-35	.314	19-23	.826	150	7.9
POLLEY, Tyler	74-199	.372	50-143	.350	52-58	.897	250	7.6	37-96	.385	27-70	.386	24-27	.889	125	6.6
JACKSON JR., Andre	78-183	.426	22-61	.361	45-63	.714	223	6.8	45-110	.409	15-39	.385	21-30	.700	126	6.6
HAWKINS, Jordan	49-139	.353	27-81	.333	32-39	.821	157	5.8	26-80	.325	17-55	.309	17-20	.850	86	4.8
GAFFNEY, Jalen	37-107	.346	13-44	.295	44-57	.772	131	4.0	12-40	.300	3-15	.200	16-19	.842	43	2.3
AKOK, Akok	30-63	.476	13-28	.464	6-18	.333	79	3.4	7-20	.350	5-15	.333	1-4	.250	20	1.8
JOHNSON, Samson	10-18	.556	1-5	.200	1-2	.500	22	1.7	2-2	1.000	0-0	.000	0-0	.000	4	0.8
SPRINGS, Richie	3-7	.429	0-0	.000	4-6	.667	10	1.3	1-2	.500	0-0	.000	0-0	.000	2	1.0
DIGGINS, Rahsool	3-10	.300	1-3	.333	0-0	.000	7	0.8	0-1	.000	0-0	.000	0-0	.000	0	0.0
GARRY, Matt	0-2	.000	0-0	.000	2-4	.500	2	0.4	0-0	.000	0-0	.000	0-0	.000	0	0.0
HURLEY, Andrew	0-2	.000	0-2	.000	0-0	.000	0	0.0	0-1	.000	0-1	.000	0-0	.000	0	0.0
Totals	880-2021	.435	245-697	.352	464-616	.753	2469	74.8	503-1152	.437	139-389	.357	239-316	.756	1384	72.8
Opponent	762-1893	.403	218-617	.353	413-601	.687	2155	65.3	459-1101	.417	125-349	.358	244-347	.703	1287	67.7

Player	Overall Statistics										Conference Statistics									
	O-REB	D-REB	TOTAL	PF	FO	A	TO	A/TO	HI	PTS	O-REB	D-REB	TOTAL	PF	FO	A	TO	A/TO	HI	PTS
COLE, RJ	23	90	113	75	2	136	63	2.2	26	13	48	61	47	1	77	35	2.2	25	26	
SANOGO, Adama	105	151	256	85	2	29	68	0.4	30	69	105	174	54	2	18	42	0.4	26	26	
MARTIN, Tyrese	68	150	218	61	2	56	53	1.1	27	43	101	144	39	1	37	31	1.2	27	27	
WHALEY, Isaiah	70	82	152	84	2	35	40	0.9	20	38	50	88	47	0	17	25	0.7	20	20	
POLLEY, Tyler	30	24	54	48	0	13	12	1.1	24	12	9	21	21	0	5	6	0.8	16	16	
JACKSON JR., Andre	44	181	225	82	5	102	66	1.5	14	27	102	129	55	3	62	39	1.6	12	12	
HAWKINS, Jordan	12	41	53	28	0	14	26	0.5	16	5	24	29	15	0	8	15	0.5	15	15	
GAFFNEY, Jalen	7	41	48	45	0	65	31	2.1	11	3	16	19	21	0	28	16	1.8	8	8	
AKOK, Akok	25	48	73	21	0	8	3	2.7	12	3	15	18	11	0	3	0	3.0	6	6	
JOHNSON, Samson	8	6	14	15	0	0	2	0.0	5	1	1	2	5	0	0	1	0.0	2	2	
SPRINGS, Richie	5	4	9	3	0	1	1	1.0	6	1	0	1	0	0	0	0	0.0	2	2	
DIGGINS, Rahsool	0	0	0	6	0	3	6	0.5	3	0	0	0	2	0	1	4	0.3	0	0	
GARRY, Matt	0	2	2	1	0	1	2	0.5	2	0	0	0	0	0	0	0	0.0	0	0	
HURLEY, Andrew	0	2	2	1	0	0	0	0.0	0	0	1	1	1	0	0	0	0.0	0	0	
Totals	455	878	1333	555	13	463	388	1.2	115	249	501	750	318	7	256	225	1.1	96	96	
Opponent	334	751	1085	561	13	339	404	0.8	109	186	433	619	309	7	200	195	1.0	90	90	



2021-22 UConn Men's Basketball
Season/Career Statistics
All games

Summary

Player	Season Statistics										Career Statistics									
	GP-GS	MIN/G	FG%	3FG%	FT%	R/G	A/G	STL	BLK	PTS/G	GP-GS	MIN/G	FG%	3FG%	FT%	R/G	A/G	STL	BLK	PTS/G
AKOK, Akok	23-7	14.0	.476	.464	.333	3.2	0.3	5	25	3.4	55-31	19.2	.435	.338	.500	3.9	0.4	14	92	4.2
COLE, RJ	33-33	33.6	.415	.339	.858	3.4	4.1	36	2	15.8	56-54	32.5	.405	.356	.826	3.3	4.2	63	2	14.3
DIGGINS, Rahsool	9-0	5.1	.300	.333	.000	0.0	0.3	1	1	0.8	9-0	5.1	.300	.333	.000	0.0	0.3	1	1	0.8
GAFFNEY, Jalen	33-0	12.8	.346	.295	.772	1.5	2.0	18	3	4.0	87-15	16.8	.363	.306	.787	1.4	1.9	55	6	4.5
GARRY, Matt	5-0	1.7	.000	.000	.500	0.4	0.2	1	0	0.4	11-0	1.5	.000	.000	.250	0.2	0.2	1	0	0.2
HAWKINS, Jordan	27-4	14.7	.353	.333	.821	2.0	0.5	9	9	5.8	27-4	14.7	.353	.333	.821	2.0	0.5	9	9	5.8
HURLEY, Andrew	6-0	1.8	.000	.000	.000	0.3	0.0	0	0	0.0	10-0	1.6	.333	.333	.000	0.2	0.0	0	0	0.3
JACKSON, Andre	33-32	29.2	.426	.361	.714	6.8	3.1	38	20	6.8	49-34	24.9	.423	.308	.740	5.5	2.6	45	24	5.4
JOHNSON, Samson	13-0	5.3	.556	.200	.500	1.1	0.0	1	3	1.7	13-0	5.3	.556	.200	.500	1.1	0.0	1	3	1.7
MARTIN, Tyrese	29-29	32.0	.449	.430	.689	7.5	1.9	23	14	13.6	51-50	31.2	.446	.393	.682	7.5	1.5	45	26	12.2
POLLEY, Tyler	33-1	20.2	.372	.350	.897	1.6	0.4	14	9	7.6	135-61	21.0	.387	.372	.786	1.9	0.4	40	48	6.8
SANOGO, Adama	29-28	29.2	.504	.000	.686	8.8	1.0	25	55	14.8	52-48	23.8	.518	.000	.664	7.0	0.8	34	76	11.5
SPRINGS, Richie	8-0	3.5	.429	.000	.667	1.1	0.1	0	0	1.3	13-0	3.1	.500	.000	.625	1.1	0.1	0	0	1.2
WHALEY, Isaiah	32-31	28.4	.511	.291	.740	4.8	1.1	25	71	7.7	138-72	18.8	.516	.308	.659	3.9	0.7	80	212	5.1

Scoring

Player	Season Statistics								Career Statistics							
	FG-FGA	FG%	3FG-3FGA	3FG%	FT-FTA	FT%	PTS	PTS/G	FG-FGA	FG%	3FG-3FGA	3FG%	FT-FTA	FT%	PTS	PTS/G
AKOK, Akok	30-63	.476	13-28	.464	6-18	.333	79	3.4	91-209	.435	26-77	.338	25-50	.500	233	4.2
COLE, RJ	177-427	.415	59-174	.339	109-127	.858	522	15.8	269-665	.405	98-275	.356	166-201	.826	802	14.3
DIGGINS, Rahsool	3-10	.300	1-3	.333	0-0	.000	7	0.8	3-10	.300	1-3	.333	0-0	.000	7	0.8
GAFFNEY, Jalen	37-107	.346	13-44	.295	44-57	.772	131	4.0	118-325	.363	44-144	.306	111-141	.787	391	4.5
GARRY, Matt	0-2	.000	0-0	.000	2-4	.500	2	0.4	0-2	.000	0-0	.000	2-8	.250	2	0.2
HAWKINS, Jordan	49-139	.353	27-81	.333	32-39	.821	157	5.8	49-139	.353	27-81	.333	32-39	.821	157	5.8
HURLEY, Andrew	0-2	.000	0-2	.000	0-0	.000	0	0.0	1-3	.333	1-3	.333	0-0	.000	3	0.3
JACKSON, Andre	78-183	.426	22-61	.361	45-63	.714	223	6.8	94-222	.423	24-78	.308	54-73	.740	266	5.4
JOHNSON, Samson	10-18	.556	1-5	.200	1-2	.500	22	1.7	10-18	.556	1-5	.200	1-2	.500	22	1.7
MARTIN, Tyrese	144-321	.449	43-100	.430	62-90	.689	393	13.6	229-514	.446	59-150	.393	103-151	.682	620	12.2
POLLEY, Tyler	74-199	.372	50-143	.350	52-58	.897	250	7.6	292-755	.387	185-497	.372	154-196	.786	923	6.8
SANOGO, Adama	179-355	.504	0-1	.000	70-102	.686	428	14.8	256-494	.518	0-1	.000	85-128	.664	597	11.5
SPRINGS, Richie	3-7	.429	0-0	.000	4-6	.667	10	1.3	5-10	.500	0-1	.000	5-8	.625	15	1.2
WHALEY, Isaiah	96-188	.511	16-55	.291	37-50	.740	245	7.7	283-548	.516	24-78	.308	118-179	.659	708	5.1

Totals

Player	Season Statistics									Career Statistics								
	O-REB	D-REB	TOTAL	PF	FO	A	TO	A/TO	PTS	O-REB	D-REB	TOTAL	PF	FO	A	TO	A/TO	
AKOK, Akok	25	48	73	21	0	8	3	2.7	79	58	156	214	62	0	20	28	0.7	
COLE, RJ	23	90	113	75	2	136	63	2.2	522	39	143	182	121	2	235	103	2.3	
DIGGINS, Rahsool	0	0	0	6	0	3	6	0.5	7	0	0	0	6	0	3	6	0.5	
GAFFNEY, Jalen	7	41	48	45	0	65	31	2.1	131	21	100	121	123	0	166	94	1.8	
GARRY, Matt	0	2	2	1	0	1	2	0.5	2	0	2	2	1	0	2	2	1.0	
HAWKINS, Jordan	12	41	53	28	0	14	26	0.5	157	12	41	53	28	0	14	26	0.5	
HURLEY, Andrew	0	2	2	1	0	0	0	0.0	0	0	2	2	1	0	0	0	0.0	
JACKSON, Andre	44	181	225	82	5	102	66	1.5	223	54	217	271	126	6	127	85	1.5	
JOHNSON, Samson	8	6	14	15	0	0	2	0.0	22	8	6	14	15	0	0	2	0.0	
MARTIN, Tyrese	68	150	218	61	2	56	53	1.1	393	134	249	383	103	5	79	83	1.0	
POLLEY, Tyler	30	24	54	48	0	13	12	1.1	250	105	151	256	205	1	56	65	0.9	
SANOGO, Adama	105	151	256	85	2	29	68	0.4	428	140	226	366	150	4	42	99	0.4	
SPRINGS, Richie	5	4	9	3	0	1	1	1.0	10	7	7	14	6	0	1	1	1.0	
WHALEY, Isaiah	70	82	152	84	2	35	40	0.9	245	229	305	534	282	10	97	115	0.8	



2021-22 UConn Men's Basketball
 Combined Team Statistics
 BIG EAST Tournament

Game Records

Record	Overall	Home	Away	Neutral
ALL GAMES	1-1	0-0	0-0	1-1
CONFERENCE	0-0	0-0	0-0	0-0
NON-CONFERENCE	1-1	0-0	0-0	1-1

Score by Periods

Team	1st	2nd	OT	TOT
UConn	61	61	0	122
Opponents	51	64	0	115

Team Box Score

No.	Player				Total		3-Point		F-Throw		Rebounds											
		GP-GS	MIN	AVG	FG-FGA	FG%	3FG-3FGA	3FG%	FT-FTA	FT%	OFF	DEF	TOT	AVG	PF	DQ	A	TO	BLK	STL	PTS	AVG
4	MARTIN, Tyrese	2-2	73:15	36.6	13-31	.419	5-14	.357	5-5	1.000	4	11	15	7.5	3	0	4	4	1	4	36	18.0
2	COLE, RJ	2-2	74:27	37.2	9-21	.429	4-11	.364	6-7	.857	1	12	13	6.5	3	0	9	5	0	1	28	14.0
21	SANOGO, Adama	2-2	66:10	33.1	8-26	.308	0-0	.000	5-9	.556	12	12	24	12.0	4	0	1	4	1	0	21	10.5
44	JACKSON JR., Andre	2-2	75:04	37.5	6-17	.353	3-8	.375	1-3	.333	2	9	11	5.5	4	0	6	1	1	4	16	8.0
12	POLLEY, Tyler	2-0	36:38	18.3	4-9	.444	2-6	.333	1-1	1.000	1	2	3	1.5	3	0	1	1	0	0	11	5.5
5	WHALEY, Isaiah	2-2	61:31	30.8	4-15	.267	0-3	.000	2-2	1.000	7	4	11	5.5	4	0	2	2	8	0	10	5.0
35	JOHNSON, Samson	1-0	00:46	0.8	0-0	.000	0-0	.000	0-0	.000	0	0	0	0.0	0	0	0	0	0	0	0	0.0
0	GAFFNEY, Jalen	2-0	10:36	5.3	0-0	.000	0-0	.000	0-0	.000	0	0	0	0.0	1	0	0	0	0	0	0	0.0
1	DIGGINS, Rahsool	1-0	00:46	0.8	0-0	.000	0-0	.000	0-0	.000	0	0	0	0.0	0	0	0	0	0	0	0	0.0
13	SPRINGS, Richie	1-0	00:46	0.8	0-0	.000	0-0	.000	0-0	.000	0	0	0	0.0	0	0	0	0	0	0	0	0.0
Team											6	3	9									
Total		2	400		44-119	.370	14-42	.333	20-27	.741	33	53	86	43.0	22	0	23	17	11	9	122	61.0
Opponents		2	400		43-110	.391	17-49	.347	12-17	.706	17	46	63	31.5	28	0	20	17	9	11	115	57.5

Team Statistics

	UCONN	OPP
Scoring	122	115
Points per game	61.0	57.5
Scoring margin	+3.5	-
Field goals-att	44-119	43-110
Field goal pct	.370	.391
3 point fg-att	14-42	17-49
3-point FG pct	.333	.347
3-pt FG made per game	7.0	8.5
Free throws-att	20-27	12-17
Free throw pct	.741	.706
F-Throws made per game	10.0	6.0
Rebounds	86	63
Rebounds per game	43.0	31.5
Rebounding margin	+11.5	-
Assists	23	20
Assists per game	11.5	10.0
Turnovers	17	17
Turnovers per game	8.5	8.5
Turnover margin	0.0	-
Assist/turnover ratio	1.4	1.2
Steals	9	11
Steals per game	4.5	5.5
Blocks	11	9
Blocks per game	5.5	4.5
Winning streak	0	-
Home win streak	0	-
Attendance	0	0
Home games-Avg/Game	0-0	0-0
Neutral site-Avg/Game	-	2-19812

Team Results

Date	Opponent		Score	Att.
03/10/2022	vs Seton Hall	W	62-52	19812
03/11/2022	vs Villanova	L	60-63	19812

GAMES WON



2021-22 UConn Men's Basketball
Combined Team Statistics
Won games

Page 1/1
as of Mar 22, 2022

Game Records

Record	Overall	Home	Away	Neutral	Team	1st	2nd	OT	TOT
ALL GAMES	23-0	14-0	5-0	4-0	UConn	872	901	61	1834
CONFERENCE	19-0	8-0	5-0	6-0	Opponents	659	774	40	1473
NON-CONFERENCE	10-0	6-0	0-0	4-0					

Team Box Score

No.	Player	Total			3-Point			F-Throw			Rebounds			PF	DQ	A	TO	BLK	STL	PTS	AVG	
		GP-GS	MIN	AVG	FG-FGA	FG%	3FG-3FGA	3FG%	FT-FTA	FT%	OFF	DEF	TOT									AVG
2	COLE, RJ	23-23	765:02	33.3	119-279	427	40-119	.336	78-90	867	16	57	73	3.2	48	0	92	39	1	25	356	15.5
21	SANOGO, Adama	21-20	597:07	28.4	134-256	523	0-1	.000	53-77	688	66	110	176	8.4	60	2	21	56	37	16	321	15.3
4	MARTIN, Tyrese	20-20	608:23	30.4	100-217	461	28-65	.431	43-61	705	51	120	171	8.6	38	1	44	35	10	16	271	13.6
12	POLLEY, Tyler	23-1	463:17	20.1	61-146	418	40-103	.388	47-52	904	21	19	40	1.7	32	0	10	9	6	10	209	9.1
5	WHALEY, Isaiah	23-23	627:51	27.3	66-130	508	8-31	.258	35-46	761	55	58	113	4.9	63	2	27	31	52	21	175	7.6
24	HAWKINS, Jordan	19-3	283:32	14.9	42-107	393	22-60	.367	27-32	844	10	26	36	1.9	20	0	9	17	5	3	133	7.0
44	JACKSON, Andre	23-22	655:37	28.5	54-115	470	13-31	.419	39-47	702	33	134	167	7.3	53	3	85	51	15	25	154	6.7
0	GAFFNEY, Jalen	23-0	314:15	13.7	27-81	333	12-35	.343	39-48	813	7	35	42	1.8	31	0	52	23	3	13	105	4.6
11	AKOK, Akok	17-3	234:08	13.8	26-51	510	11-22	.500	6-18	333	18	37	55	3.2	16	0	4	3	22	5	69	4.1
35	JOHNSON, Samson	11-0	56:57	5.2	10-17	588	1-4	.250	1-2	500	7	5	12	1.1	12	0	0	1	3	1	22	2.0
13	SPRINGS, Richie	8-0	28:10	3.5	3-7	429	0-0	.000	4-6	667	5	4	9	1.1	3	0	1	1	0	0	10	1.3
1	DIGGINS, Rahsool	9-0	46:20	5.1	3-10	300	1-3	.333	0-0	000	0	0	0	0.0	6	0	3	6	1	1	7	0.8
41	GARRY, Matt	5-0	08:45	1.7	0-2	000	0-0	.000	2-4	500	0	2	2	0.4	1	0	1	2	0	1	2	0.4
20	HURLEY, Andrew	6-0	10:36	1.8	0-2	000	0-2	.000	0-0	000	0	2	2	0.3	1	0	0	0	0	0	0	0.0
Team											39	44	83								8	
Total		23	4700		645-1420	454	176-476	.370	368-483	762	328	653	981	42.7	384	8	349	282	155	137	1834	79.7
Opponents		23	4700		515-1347	382	153-457	.335	290-429	676	244	499	743	32.3	429	12	226	296	76	154	1473	64.0

Team Statistics

	UCONN	OPP
Scoring	1834	1473
Points per game	79.7	64.0
Scoring margin	+15.7	-
Field goals-att	645-1420	515-1347
Field goal pct	45.4	38.2
3 point fg-att	176-476	153-457
3-point FG pct	.370	.335
3-pt FG made per game	7.7	6.7
Free throws-att	368-483	290-429
Free throw pct	.762	.676
F-Throws made per game	16.0	12.6
Rebounds	981	743
Rebounds per game	42.7	32.3
Rebounding margin	+10.3	-
Assists	349	226
Assists per game	15.2	9.8
Turnovers	282	296
Turnovers per game	12.3	12.9
Turnover margin	+0.6	-
Assist/turnover ratio	1.2	0.8
Steals	137	154
Steals per game	6.0	6.7
Blocks	155	76
Blocks per game	6.7	3.3
Winning streak	23	-
Home win streak	14	-
Attendance	139505	37423
Home games-Avg/Game	14-9965	5-7485
Neutral site-Avg/Game	-	4-7724

Team Results

Date	Opponent	Score	Att.
11/09/2021	Central Conn. St.	W 99-48	10167
11/13/2021	Coppin St.	W 89-54	9690
11/17/2021	LIU	W 93-40	8461
11/20/2021	Binghamton	W 87-63	9335
11/24/2021	vs Auburn	W/ot 115-109	1174
11/26/2021	vs VCU	W/ot 70-63	673
11/30/2021	UMES	W 72-63	8782
12/04/2021	Grambling	W 88-59	9159
12/11/2021	vs St. Bonaventure	W 74-64	9236
12/21/2021	at Marquette	W 78-70	12569
01/12/2022	St. John's (NY)	W/ot 88-78	6671
01/18/2022	Butler	W 76-59	11538
01/20/2022	at Butler	W 75-56	6797
01/25/2022	Georgetown	W 96-73	7429
01/29/2022	at DePaul	W 57-50	4376
02/08/2022	Marquette	W 80-72	12188
02/13/2022	at St. John's (NY)	W 63-60	6567
02/16/2022	Seton Hall	W 70-65	10187
02/19/2022	Xavier	W 72-61	10167
02/22/2022	Villanova	W 71-69	15564
02/27/2022	at Georgetown	W 86-77	7114
03/05/2022	DePaul	W 75-68	10167
03/10/2022	vs Seton Hall	W 62-52	19812

GAMES LOST



2021-22 UConn Men's Basketball
Combined Team Statistics
Lost games

Page 1/1
as of Mar 22, 2022

Game Records

Record	Overall	Home	Away	Neutral	Team	1st	2nd	OT	TOT
ALL GAMES	0-10	0-2	0-5	0-3	UConn	276	349	10	635
CONFERENCE	0-6	0-2	0-4	0-0	Opponents	337	332	13	682
NON-CONFERENCE	0-4	0-0	0-1	0-3					

Team Box Score

No.	Player	Total			3-Point			F-Throw			Rebounds			PF	DQ	A	TO	BLK	STL	PTS	AVG	
		GP-GS	MIN	AVG	FG-FGA	FG%	3FG-3FGA	3FG%	FT-FTA	FT%	OFF	DEF	TOT									AVG
2	COLE, RJ	10-10	343:16	34.3	58-148	.392	19-55	.345	31-37	838	7	33	40	4.0	27	2	44	24	1	11	166	16.6
4	MARTIN, Tyrese	9-9	319:47	35.5	44-104	.423	15-35	.429	19-29	655	17	30	47	5.2	23	1	12	18	4	7	122	13.6
21	SANOGO, Adama	8-8	249:49	31.2	45-99	.455	0-0	.000	17-25	680	39	41	80	10.0	25	0	8	12	18	9	107	13.4
5	WHALEY, Isaiah	9-8	279:57	31.1	30-58	.517	8-24	.333	2-4	500	15	24	39	4.3	21	0	8	9	19	4	70	7.8
44	JACKSON, Andre	10-10	306:27	30.6	24-68	.353	9-30	.300	12-16	750	11	47	58	5.8	29	2	17	15	5	13	69	6.9
12	POLLEY, Tyler	10-0	204:33	20.5	13-53	.245	10-40	.250	5-6	833	9	5	14	1.4	16	0	3	3	3	4	41	4.1
24	HAWKINS, Jordan	8-1	112:41	14.1	7-32	.219	5-21	.238	5-7	714	2	15	17	2.1	8	0	5	9	4	6	24	3.0
0	GAFFNEY, Jalen	10-0	109:11	10.9	10-26	.385	1-9	.111	5-9	556	0	6	6	0.6	14	0	13	8	0	5	26	2.6
11	AKOK, Akok	6-4	87:36	14.6	4-12	.333	2-6	.333	0-0	000	7	11	18	3.0	5	0	4	0	3	0	10	1.7
35	JOHNSON, Samson	2-0	11:44	5.9	0-1	.000	0-1	.000	0-0	000	1	1	2	1.0	3	0	0	1	0	0	0	0.0
Team											19	12	31								7	
Total		10	2025		235-601	.391	69-221	.312	96-133	722	127	225	352	35.2	171	5	114	106	57	59	635	63.5
Opponents		10	2025		247-546	.452	65-160	.406	123-172	715	90	252	342	34.2	132	1	113	108	32	54	682	68.2

Team Statistics

	UCONN	OPP
Scoring	635	682
Points per game	63.5	68.2
Scoring margin	-4.7	-
Field goals-att	235-601	247-546
Field goal pct	39.1	45.2
3 point fg-att	69-221	65-160
3-point FG pct	.312	.406
3-pt FG made per game	6.9	6.5
Free throws-att	96-133	123-172
Free throw pct	.722	.715
F-Throws made per game	9.6	12.3
Rebounds	352	342
Rebounds per game	35.2	34.2
Rebounding margin	+1.0	-
Assists	114	113
Assists per game	11.4	11.3
Turnovers	106	108
Turnovers per game	10.6	10.8
Turnover margin	+0.2	-
Assist/turnover ratio	1.1	1.0
Steals	59	54
Steals per game	5.9	5.4
Blocks	57	32
Blocks per game	5.7	3.2
Winning streak	0	-
Home win streak	0	-
Attendance	26007	70322
Home games-Avg/Game	2-13004	5-14064
Neutral site-Avg/Game	-	3-6955

Team Results

Date	Opponent	Score	Att.
11/25/2021	vs Michigan St.	L 60-64	11773
12/08/2021	at West Virginia	L 53-5	

2022-23 UCONN MEN'S BASKETBALL / STATISTICS

HOME GAMES



2021-22 UConn Men's Basketball Combined Team Statistics Home games

Page 1/1
as of Mar 22, 2022

Game Records

Record	Overall	Home	Away	Neutral
ALL GAMES	14.2	14.2	0.0	0.0
CONFERENCE	8.2	8.2	0.0	0.0
NON-CONFERENCE	6.0	6.0	0.0	0.0

Score by Periods

Team	1st	2nd	OT	TOT
UConn	621	626	15	1262
Opponents	465	516	7	988

Team Box Score

No.	Player	Total			3-Point			F-Throw		Rebounds			PF		DQ		A		TO		BLK		STL		PTS		AVG	
		GP	GS	MIN	AVG	FG	FGA	FG%	3FG	3FGA	3FG%	FT	FTA	FT%	OFF	DEF	TOT	AVG	PF	DQ	A	TO	BLK	STL	PTS	AVG		
21	SANOGO, Adama	14-14	408	36	29.2	101-182	55.5	0-0	0.000	40-61	65.6	53	81	134	9.6	36	1	13	26	27	13	242	17.3	17.7	17.7			
2	COLE, RJ	16-16	504	07	31.5	76-194	39.2	22-76	28.9	48-60	80.0	10	48	58	3.6	30	0	73	26	2	21	222	13.9					
4	MARTIN, Tyrese	14-14	422	49	30.2	62-145	42.8	16-41	39.0	31-45	68.9	36	79	115	8.2	20	0	29	18	8	10	171	12.2					
12	POLLEY, Tyler	16-1	319	28	20.0	40-95	42.1	26-67	38.8	32-35	91.4	13	11	24	1.5	17	0	5	4	2	10	138	8.6					
5	WHALEY, Isiah	16-16	424	49	26.6	49-98	50.0	8-28	28.6	24-35	68.6	35	40	75	4.7	35	0	14	17	35	11	130	8.1					
44	JACKSON, Andre	16-15	449	46	28.1	39-91	42.9	11-26	42.3	24-32	75.0	24	84	108	6.8	34	0	48	34	10	18	113	7.1					
24	HAWKINS, Jordan	13-2	188	02	14.5	29-72	40.3	15-46	32.8	18-21	85.7	9	17	26	2.0	13	0	6	9	3	3	91	7.0					
11	AKOK, Akok	12-2	161	35	13.5	19-34	55.9	7-13	53.8	6-18	33.3	15	25	40	3.3	11	0	4	3	19	5	51	4.3					
0	GAFFNEY, Jalen	16-0	204	11	12.8	21-56	37.5	11-23	47.8	10-14	71.4	6	16	22	1.4	24	0	40	15	2	11	63	3.9					
35	JOHNSON, Samson	7-0	50	21	7.2	10-17	58.8	1-4	25.0	1-2	50.0	7	4	11	1.6	10	0	0	0	3	1	22	3.1					
13	SPRINGS, Richie	7-0	27	24	3.9	3-7	42.9	0-0	0.000	4-6	66.7	5	4	9	1.3	3	0	1	1	0	10	1.4						
1	DIGGINS, Rahsool	7-0	44	31	6.4	3-10	30.0	1-3	33.3	0-0	0.000	0	0	0	0.0	0	0	0	0	3	4	1	7	1.0				
41	GARRY, Matt	5-0	08	45	1.7	0-2	0.000	0-0	0.000	2-4	50.0	0	2	2	0.4	1	0	1	2	0	1	2	0.4					
20	HURLEY, Andrew	6-0	10	36	1.8	0-2	0.000	0-2	0.000	0-0	0.000	0	2	2	0.3	1	0	0	0	0	0	0	0	0.0				
Team												29	28	57							8							
Total		16	3225			452-1005	450	118-329	359	240-333	721	242	441	683	42.7	241	1	237	167	112	105	1262	78.9					
Opponents		16	3225			355-928	383	114-319	357	164-255	643	169	358	527	32.9	284	7	156	215	42	96	988	61.8					

Team Statistics

	UCONN	OPP
Scoring	1262	988
Points per game	78.9	61.8
Scoring margin	+17.1	
Field goals-att	452-1005	355-928
Field goal pct	45.0	38.3
3 point fg-att	118-329	114-319
3-point FG pct	35.9	35.7
3-pt FG made per game	7.4	7.1
Free throws-att	240-333	164-255
Free throw pct	72.3	64.3
F-Throws made per game	10.2	10.2
Rebounds	681	527
Rebounds per game	42.7	32.9
Rebounding margin	+9.8	
Assists	237	186
Assists per game	14.8	9.8
Turnovers	167	215
Turnovers per game	10.4	13.4
Turnover margin	-3.0	
Assist/turnover ratio	1.4	0.7
Steals	105	96
Steals per game	6.6	6.0
Blocks	112	42
Blocks per game	7.0	2.6
Winning streak	5	-
Home win streak	5	-
Attendance	165512	0
Home games-Avg/Game	16-1045	0-0
Neutral site-Avg/Game	0-0	0-0

Team Results

Date	Opponent	Score	Att.
11/09/2021	Central Conn. St.	W 99-48	10167
11/13/2021	Coppin St.	W 89-54	9690
11/17/2021	LIU	W 93-40	9481
11/20/2021	Binghamton	W 87-63	9335
11/30/2021	UMES	W 72-63	8782
12/04/2021	Grambling	W 88-59	9159
12/18/2021	Providence	L 53-87	15564
01/12/2022	St. John's (NY)	Wot 86-78	6671
01/18/2022	Butler	W 76-59	11538
01/25/2022	Georgetown	W 96-73	7429
02/01/2022	Creighton	L 55-59	10443
02/08/2022	Marquette	W 80-72	12188
02/16/2022	Seton Hall	W 70-65	10167
02/19/2022	Xavier	W 72-61	10167
02/22/2022	Villanova	W 71-69	15564
03/05/2022	DePaul	W 75-68	10167

AWAY GAMES



2021-22 UConn Men's Basketball Combined Team Statistics Away games

Page 1/1
as of Mar 22, 2022

Game Records

Record	Overall	Home	Away	Neutral
ALL GAMES	5.5	0.0	5.5	0.0
CONFERENCE	5.4	0.0	5.4	0.0
NON-CONFERENCE	0.1	0.0	0.1	0.0

Score by Periods

Team	1st	2nd	OT	TOT
UConn	320	373	10	703
Opponents	326	343	13	682

Team Box Score

No.	Player	Total			3-Point			F-Throw		Rebounds			PF		DQ		A		TO		BLK		STL		PTS		AVG	
		GP	GS	MIN	AVG	FG	FGA	FG%	3FG	3FGA	3FG%	FT	FTA	FT%	OFF	DEF	TOT	AVG	PF	DQ	A	TO	BLK	STL	PTS	AVG		
2	COLE, RJ	10-10	343	41	34.4	63-142	44.4	20-54	37.0	31-32	96.9	6	22	28	2.8	29	1	36	21	0	9	177	17.7					
4	MARTIN, Tyrese	9-9	294	60	32.8	53-106	50.0	18-32	56.3	17-25	68.0	18	37	55	6.1	25	1	17	18	4	9	141	15.7					
21	SANOGO, Adama	9-8	236	19	26.3	44-92	47.8	0-0	0.000	13-19	68.4	27	40	67	7.4	31	1	7	24	19	6	101	11.2					
5	WHALEY, Isiah	10-9	287	38	28.8	31-54	57.4	4-16	25.0	7-8	87.5	21	29	50	5.0	28	0	10	14	15	10	73	7.3					
44	JACKSON, Andre	10-10	293	48	29.4	25-56	44.6	8-22	36.4	10-15	66.7	12	55	67	6.7	31	3	30	21	5	12	68	6.8					
12	POLLEY, Tyler	10-0	195	01	19.5	18-56	32.1	11-39	28.2	7-9	77.8	11	4	15	1.5	17	0	4	6	5	4	54	5.4					
0	GAFFNEY, Jalen	10-0	124	56	12.5	12-29	41.4	2-11	18.2	16-20	80.0	1	11	12	1.1	11	0	15	7	1	5	42	4.2					
24	HAWKINS, Jordan	10-0	141	28	14.1	10-43	23.3	7-24	29.2	6-8	75.0	3	17	20	2.0	12	0	7	13	3	4	33	3.3					
11	AKOK, Akok	6-3	90	36	15.1	5-17	29.4	4-11	36.4	0-0	0.000	6	12	18	3.0	7	0	3	0	2	0	14	2.3					
1	DIGGINS, Rahsool	1-0	01	03	1.1	0-0	0.000	0-0	0.000	0-0	0.000	0	0	0	0.0	0	0	0	0	0	0	0	0.0					
35	JOHNSON, Samson	4-0	15	29	3.9	0-1	0.000	0-1	0.000	0-0	0.000	0	0	0.0	1	1	2	0.5	0	0	2	0	0	0.0				
Team												13	13	26							5							
Total		10	2025			261-596	438	74-210	352	107-136	787	119	241	360	36.0	196	6	129	133	54	59	703	70.3					
Opponents		10	2025			240-543	442	48-154	312	154-219	703	89	222	311	31.1	150	2	109	110	45	69	682	68.2					

Team Statistics

	UCONN	OPP
Scoring	703	682
Points per game	70.3	68.2
Scoring margin	+2.1	
Field goals-att	261-596	240-543
Field goal pct	43.8	44.2
3 point fg-att	74-210	48-154
3-point FG pct	35.2	31.2
3-pt FG made per game	7.4	4.8
Free throws-att	107-136	154-219
Free throw pct	78.7	70.3
F-Throws made per		



2021-22 UConn Men's Basketball
Overall Team Statistics
All games

Page 1/1
as of Mar 18, 2022

Team Statistics

	UCONN	OPP
Scoring	2469	2155
Points per game	74.8	65.3
Scoring margin	+9.5	-
Field goals-att	880-2021	762-1893
Field goal pct	.435	.403
3 point fg-att	245-697	218-617
3-point FG pct	.352	.353
3-pt FG made per game	7.4	6.6
Free throws-att	464-616	413-601
Free throw pct	.753	.687
F-Throws made per game	14.1	12.5
Rebounds	1333	1085
Rebounds per game	40.4	32.9
Rebounding margin	+7.5	-
Assists	463	339
Assists per game	14.0	10.3
Turnovers	388	404
Turnovers per game	11.8	12.2
Turnover margin	+0.5	-
Assist/turnover ratio	1.2	0.8
Steals	196	208
Steals per game	5.9	6.3
Blocks	212	108
Blocks per game	6.4	3.3
Winning streak	0	-
Home win streak	5	-
Attendance	165512	107745
Home games-Avg/Game	16-10345	10-10775
Neutral site-Avg/Game	-	7-7411

Score by Periods

Team	1st	2nd	OT	TOT
UConn	1148	1250	71	2469
Opponents	996	1106	53	2155



2021-22 UConn Men's Basketball
Season Schedule/Results & Leaders
All games

Page 1/2
as of Mar 18, 2022

Game Records

Record	Overall	Home	Away	Neutral
ALL GAMES	23-10	14-2	5-5	4-3
CONFERENCE	13-6	8-2	5-4	0-0
NON-CONFERENCE	10-4	6-0	0-1	4-3

Team Results

Date	Opponent		Score	Att.	High Points	High Rebounds
11/09/2021	Central Conn. St.	W	99-48	10167	(20) SANOGO, Adama	(7) AKOK, Akok
11/13/2021	Coppin St.	W	89-54	9690	(20) SANOGO, Adama	(9) SANOGO, Adama (9) JACKSON, Andre
11/17/2021	LIU	W	93-40	8481	(17) POLLEY, Tyler	(7) MARTIN, Tyrese (7) AKOK, Akok
11/20/2021	Binghamton	W	87-63	9335	(15) MARTIN, Tyrese	(11) MARTIN, Tyrese
11/24/2021	vs Auburn	Wot2	115-109	1174	(30) SANOGO, Adama	(8) MARTIN, Tyrese
11/25/2021	vs Michigan St.	L	60-64	1173	(18) SANOGO, Adama	(12) MARTIN, Tyrese
11/26/2021	vs VCU	Wot	70-63	673	(26) COLE, RJ	(14) JACKSON, Andre
11/30/2021	UMES	W	72-63	8782	(25) COLE, RJ	(7) WHALEY, Isaiah (7) JACKSON, Andre
12/04/2021	Grambling	W	88-59	9159	(18) COLE, RJ	(8) WHALEY, Isaiah
12/08/2021	at West Virginia	L	53-56	12045	(15) WHALEY, Isaiah	(10) AKOK, Akok
12/11/2021	vs St. Bonaventure	W	74-64	9236	(15) COLE, RJ	(11) JACKSON, Andre
12/18/2021	Providence	L	53-57	15564	(16) COLE, RJ	(14) JACKSON, Andre
12/21/2021	at Marquette	W	78-70	12569	(25) MARTIN, Tyrese	(7) JACKSON, Andre
01/08/2022	at Seton Hall	Lot	87-90	10977	(18) SANOGO, Adama	(16) SANOGO, Adama
01/12/2022	St. John's (NY)	Wot	86-78	6671	(26) SANOGO, Adama	(18) SANOGO, Adama
01/18/2022	Butler	W	76-59	11538	(17) COLE, RJ	(15) SANOGO, Adama
01/20/2022	at Butler	W	75-56	6797	(27) MARTIN, Tyrese	(10) WHALEY, Isaiah
01/25/2022	Georgetown	W	96-73	7429	(19) SANOGO, Adama	(8) MARTIN, Tyrese (8) SANOGO, Adama
01/29/2022	at DePaul	W	57-50	4376	(25) COLE, RJ	(13) JACKSON, Andre
02/01/2022	Creighton	L	55-59	10443	(20) WHALEY, Isaiah	(9) COLE, RJ (9) SANOGO, Adama
02/05/2022	at Villanova	L	74-85	19786	(25) COLE, RJ	(5) WHALEY, Isaiah
02/08/2022	Marquette	W	80-72	12188	(24) SANOGO, Adama	(15) MARTIN, Tyrese (15) SANOGO, Adama
02/11/2022	at Xavier	L	68-74	10388	(22) COLE, RJ	(6) WHALEY, Isaiah (6) SANOGO, Adama
02/13/2022	at St. John's (NY)	W	63-60	6567	(17) MARTIN, Tyrese	(16) JACKSON, Andre
02/16/2022	Seton Hall	W	70-65	10167	(20) SANOGO, Adama	(16) SANOGO, Adama
02/19/2022	Xavier	W	72-61	10167	(16) COLE, RJ (16) POLLEY, Tyler	(11) MARTIN, Tyrese
02/22/2022	Villanova	W	71-69	15564	(20) SANOGO, Adama	(9) MARTIN, Tyrese
02/27/2022	at Georgetown	W	86-77	7114	(18) COLE, RJ	(14) MARTIN, Tyrese
03/02/2022	at Creighton	L	62-64	17126	(20) COLE, RJ	(16) SANOGO, Adama
03/05/2022	DePaul	W	75-68	10167	(26) SANOGO, Adama	(16) MARTIN, Tyrese
03/10/2022	vs Seton Hall	W	62-52	19812	(17) COLE, RJ (17) MARTIN, Tyrese	(11) SANOGO, Adama
03/11/2022	vs Villanova	L	60-63	19812	(19) MARTIN, Tyrese	(13) SANOGO, Adama
03/17/2022	vs New Mexico St.	L	63-70	0	(20) COLE, RJ	(8) SANOGO, Adama

Attendance Summary

	Games	Attend	Avg/Game
Home	16	165512	10345
Away	10	107745	10775
Neutral	7	51880	7411
Total	33	325137	9853



2021-22 UConn Men's Basketball
Team Game-by-Game
All games

Opponent	Date	Score		Total		3-Pointers		Free throws		Rebounds										
				FG-FGA	PCT	3FG-3FGA	PCT	FT-FTA	PCT	OFF	DEF	TOT	AVG	PF	A	TO	BLK	STL	PTS	AVG
Central Conn. St.	11/09/2021	99-48	W	38-62	.613	8-13	.615	15-19	.789	14	20	34	34.0	18	16	14	9	15	99	99.0
Coppin St.	11/13/2021	89-54	W	35-76	.461	10-30	.333	9-14	.643	17	33	50	42.0	20	24	11	2	11	89	94.0
LIU	11/17/2021	93-40	W	28-62	.452	8-26	.308	29-39	.744	16	32	48	44.0	18	14	12	10	14	93	93.7
Binghamton	11/20/2021	87-63	W	33-67	.493	7-15	.467	14-19	.737	17	28	45	44.3	15	13	9	7	7	87	92.0
vs Auburn	11/24/2021	115-109	Wot2	34-69	.493	15-26	.577	32-38	.842	14	34	48	45.0	26	23	24	8	4	115	96.6
vs Michigan St.	11/25/2021	60-64	L	23-64	.359	2-16	.125	12-17	.706	12	30	42	44.5	17	6	9	13	6	60	90.5
vs VCU	11/26/2021	70-63	Wot	20-60	.333	7-24	.292	23-28	.821	19	33	52	45.6	22	14	22	4	5	70	87.6
UMES	11/30/2021	72-63	W	24-55	.436	7-18	.389	17-25	.680	13	20	33	44.0	12	15	7	6	6	72	85.6
Grambling	12/04/2021	88-59	W	30-71	.423	10-27	.370	18-26	.692	22	26	48	44.4	16	18	6	10	9	88	85.9
at West Virginia	12/08/2021	53-56	L	22-56	.393	3-21	.143	6-11	.545	13	22	35	43.5	20	10	16	2	8	53	82.6
vs St. Bonaventure	12/11/2021	74-64	W	24-57	.421	8-27	.296	18-24	.750	8	29	37	42.9	14	16	8	6	3	74	81.8
Providence	12/18/2021	53-57	L	19-61	.311	8-29	.276	7-13	.538	12	31	43	42.9	14	13	9	6	1	53	79.4
at Marquette	12/21/2021	78-70	W	28-56	.500	6-20	.300	16-18	.889	6	24	30	41.9	17	16	12	3	8	78	79.3
at Seton Hall	01/08/2022	87-90	Lot	31-66	.470	14-23	.609	11-12	.917	18	22	40	41.8	19	18	19	7	6	87	79.9
St. John's (NY)	01/12/2022	86-78	Wot	30-63	.476	9-22	.409	17-26	.654	13	32	45	42.0	13	17	16	14	5	86	80.3
Butler	01/18/2022	76-59	W	27-64	.422	7-22	.318	15-23	.652	16	33	49	42.4	24	12	9	10	5	76	80.0
at Butler	01/20/2022	75-56	W	28-62	.452	7-20	.350	12-12	1.000	11	28	39	42.2	20	13	13	5	4	75	79.7
Georgetown	01/25/2022	96-73	W	34-68	.500	10-24	.417	18-23	.783	19	21	40	42.1	15	21	7	6	5	96	80.6
at DePaul	01/29/2022	57-50	W	22-59	.373	2-15	.133	11-15	.733	16	29	45	42.3	18	8	13	4	5	57	79.4
Creighton	02/01/2022	55-59	L	20-67	.299	5-21	.238	10-14	.714	18	25	43	42.3	12	8	9	6	8	55	78.2
at Villanova	02/05/2022	74-85	L	26-52	.500	8-20	.400	14-16	.875	7	13	20	41.2	20	14	15	3	9	74	78.0
Marquette	02/08/2022	80-72	W	27-57	.474	6-14	.429	20-23	.870	14	32	46	41.5	18	12	14	5	5	80	78.0
at Xavier	02/11/2022	68-74	L	23-60	.383	8-24	.333	14-19	.737	12	19	31	41.0	23	11	8	4	9	68	77.6
at St. John's (NY)	02/13/2022	63-60	W	24-66	.364	9-25	.360	6-9	.667	13	39	52	41.5	17	14	15	13	5	63	77.0
Seton Hall	02/16/2022	70-65	W	27-60	.450	4-18	.222	12-20	.600	17	24	41	41.4	9	15	9	6	2	70	76.7
Xavier	02/19/2022	72-61	W	25-52	.481	6-14	.429	16-21	.762	11	31	42	41.5	11	12	18	6	4	72	76.5
Villanova	02/22/2022	71-69	W	26-56	.464	10-24	.417	9-11	.818	8	19	27	40.9	12	15	8	4	6	71	76.3
at Georgetown	02/27/2022	86-77	W	30-53	.566	11-20	.550	15-19	.789	11	24	35	40.7	25	18	16	5	2	86	76.7
at Creighton	03/02/2022	62-64	L	27-66	.409	6-22	.273	2-5	.400	12	21	33	40.4	17	7	6	8	3	62	76.2
DePaul	03/05/2022	75-68	W	29-64	.453	3-12	.250	14-17	.824	15	34	49	40.7	14	12	9	5	2	75	76.1
vs Seton Hall	03/10/2022	62-52	W	22-61	.361	6-20	.300	12-14	.857	18	28	46	40.9	10	11	10	7	5	62	75.7
vs Villanova	03/11/2022	60-63	L	22-58	.379	8-22	.364	8-13	.615	15	25	40	40.9	12	12	7	4	4	60	75.2
vs New Mexico St.	03/17/2022	63-70	L	22-51	.431	7-23	.304	12-13	.923	8	17	25	40.4	17	15	8	4	5	63	74.8
Total		2469		880-2021	.435	245-697	.352	464-616	.753	455	878	1333	40.4	555	463	388	212	196	2469	74.8
Opponents		2155		762-1893	.403	218-617	.353	413-601	.687	334	751	1085	32.9	561	339	404	108	208	2155	65.3

UConn Averages

Games Played	Points/game	FG Pct	3FG Pct	FT Pct	Rebounds/game	Assists/game	Turnovers/game	Assist/Turnover ratio	Steals/game	Blocks/game
33	74.8	43.5	35.2	75.3	40.4	14.0	11.8	1.2	5.9	6.4



2021-22 UConn Men's Basketball Opponents Game-by-Game All games

Page 1/1
as of Mar 18, 2022

Opponent	Date	Score		Total		3-Pointers		Free throws		Rebounds										
				FG-FGA	PCT	3FG-3FGA	PCT	FT-FTA	PCT	OFF	DEF	TOT	AVG	PF	A	TO	BLK	STL	PTS	AVG
Central Conn. St.	11/09/2021	99-48	W	18-51	.353	5-15	.333	7-12	.583	11	12	23	23.0	14	8	29	1	6	48	48.0
Coppin St.	11/13/2021	89-54	W	16-52	.308	6-28	.214	16-27	.593	11	27	38	30.5	17	8	23	2	3	54	51.0
LIU	11/17/2021	93-40	W	14-51	.275	2-16	.125	10-17	.588	9	21	30	30.3	28	8	26	3	4	40	47.3
Binghamton	11/20/2021	87-63	W	24-64	.375	6-19	.316	9-12	.750	12	22	34	31.3	15	10	11	2	5	63	51.3
vs Auburn	11/24/2021	115-109	Wot2	32-74	.432	12-30	.400	33-41	.805	12	23	35	32.0	24	14	14	1	13	109	62.8
vs Michigan St.	11/25/2021	60-64	L	23-64	.359	6-13	.462	12-19	.632	15	33	48	34.7	15	12	12	1	3	64	63.0
vs VCU	11/26/2021	70-63	Wot	22-62	.355	5-21	.238	14-24	.583	13	22	35	34.7	23	8	14	8	9	63	63.0
UMES	11/30/2021	72-63	W	24-51	.471	7-18	.389	8-15	.533	8	22	30	34.1	17	9	13	3	6	63	63.0
Grambling	12/04/2021	88-59	W	21-53	.396	5-12	.417	12-17	.706	9	24	33	34.0	21	14	16	3	3	59	62.6
at West Virginia	12/08/2021	53-56	L	19-48	.396	6-16	.375	12-27	.444	12	19	31	33.7	13	8	12	3	6	56	61.9
vs St. Bonaventure	12/11/2021	74-64	W	24-62	.387	5-14	.357	11-13	.846	11	29	40	34.3	21	8	11	1	3	64	62.1
Providence	12/18/2021	53-57	L	23-58	.397	5-15	.333	6-14	.429	8	32	40	34.8	13	10	7	1	6	57	61.7
at Marquette	12/21/2021	78-70	W	26-54	.481	5-15	.333	13-17	.765	6	23	29	34.3	18	15	13	4	5	70	62.3
at Seton Hall	01/08/2022	87-90	Lot	32-59	.542	6-15	.400	20-24	.833	7	18	25	33.6	12	10	12	9	9	90	64.3
St. John's (NY)	01/12/2022	86-78	Wot	27-78	.346	10-25	.400	14-20	.700	21	26	47	34.5	26	16	13	4	7	78	65.2
Butler	01/18/2022	76-59	W	18-59	.305	5-16	.313	18-29	.621	14	25	39	34.8	17	5	10	1	5	59	64.8
at Butler	01/20/2022	75-56	W	19-50	.380	4-19	.211	14-22	.636	8	17	25	34.2	15	8	12	1	7	56	64.3
Georgetown	01/25/2022	96-73	W	27-60	.450	11-21	.524	8-12	.667	12	16	28	33.9	16	11	11	1	6	73	64.8
at DePaul	01/29/2022	57-50	W	15-52	.288	4-15	.267	16-23	.696	11	24	35	33.9	19	5	10	4	7	50	64.0
Creighton	02/01/2022	55-59	L	22-56	.393	7-17	.412	8-9	.889	10	32	42	34.4	11	7	14	2	3	59	63.8
at Villanova	02/05/2022	74-85	L	29-49	.592	6-11	.545	21-22	.955	8	20	28	34.0	16	13	14	2	10	85	64.8
Marquette	02/08/2022	80-72	W	25-62	.403	9-24	.375	13-20	.650	10	17	27	33.7	19	13	6	4	11	72	65.1
at Xavier	02/11/2022	68-74	L	26-53	.491	4-14	.286	18-26	.692	9	26	35	33.8	15	13	10	7	5	74	65.5
at St. John's (NY)	02/13/2022	63-60	W	24-71	.338	5-21	.238	7-13	.538	11	30	41	34.1	14	17	8	9	5	60	65.3
Seton Hall	02/16/2022	70-65	W	26-61	.426	9-23	.391	4-6	.667	10	21	31	34.0	20	9	10	3	5	65	65.2
Xavier	02/19/2022	72-61	W	23-60	.383	5-17	.294	10-12	.833	7	19	26	33.7	19	7	8	3	15	61	65.1
Villanova	02/22/2022	71-69	W	21-46	.457	12-27	.444	15-19	.789	6	22	28	33.4	15	9	14	1	5	69	65.2
at Georgetown	02/27/2022	86-77	W	23-52	.442	4-16	.250	27-35	.771	10	15	25	33.1	18	6	9	3	11	77	65.6
at Creighton	03/02/2022	62-64	L	27-55	.491	4-12	.333	6-10	.600	7	30	37	33.3	10	14	10	3	4	64	65.6
DePaul	03/05/2022	75-68	W	26-66	.394	10-26	.385	6-14	.429	11	20	31	33.2	16	12	4	8	6	68	65.7
vs Seton Hall	03/10/2022	62-52	W	20-56	.357	7-19	.368	5-9	.556	11	22	33	33.2	17	6	11	6	7	52	65.2
vs Villanova	03/11/2022	60-63	L	23-54	.426	10-30	.333	7-8	.875	6	24	30	33.1	11	14	6	3	4	63	65.2
vs New Mexico St.	03/17/2022	63-70	L	23-50	.460	11-17	.647	13-13	1.000	8	18	26	32.9	16	12	11	1	4	70	65.3
Total		2155		762-1893	.403	218-617	.353	413-601	.687	334	751	1085	32.9	561	339	404	108	208	2155	65.3
UConn		2469		880-2021	.435	245-697	.352	464-616	.753	455	878	1333	40.4	555	463	388	212	196	2469	74.8

Opponents Averages

Games Played	Points/game	FG Pct	3FG Pct	FT Pct	Rebounds/game	Assists/game	Turnovers/game	Assist/Turnover ratio	Steals/game	Blocks/game
33	65.3	40.3	35.3	68.7	32.9	10.3	12.2	0.8	6.3	3.3



2021-22 UConn Men's Basketball
Team High/Low Analysis
All games

Page 1/4
as of Mar 18, 2022

UConn - Game Highs

POINTS	115		vs Auburn (N) (11/24/2021)
	99		Central Conn. St. (11/09/2021)
	96		Georgetown (01/25/2022)
	93		LIU (11/17/2021)
	89		Coppin St. (11/13/2021)
FIELD GOALS MADE	38		Central Conn. St. (11/09/2021)
	35		Coppin St. (11/13/2021)
FIELD GOAL ATTEMPTS	76		Coppin St. (11/13/2021)
	71		Grambling (12/04/2021)
FIELD GOAL PERCENTAGE	.613	(38-62)	Central Conn. St. (11/09/2021)
	.566	(30-53)	at Georgetown (02/27/2022)
3 PT FG MADE	15		vs Auburn (N) (11/24/2021)
	14		at Seton Hall (01/08/2022)
3 PT FG ATTEMPTS	30		Coppin St. (11/13/2021)
	29		Providence (12/18/2021)
3 PT FG PERCENTAGE	.615	(8-13)	Central Conn. St. (11/09/2021)
	.609	(14-23)	at Seton Hall (01/08/2022)
FREE THROWS MADE	32		vs Auburn (N) (11/24/2021)
	29		LIU (11/17/2021)
FREE THROW ATTEMPTS	39		LIU (11/17/2021)
	38		vs Auburn (N) (11/24/2021)
FREE THROW PERCENTAGE	1.000	(12-12)	at Butler (01/20/2022)
	.923	(12-13)	vs New Mexico St. (N) (03/17/2022)
REBOUNDS	52		at St. John's (NY) (02/13/2022)
	52		vs VCU (N) (11/26/2021)
ASSISTS	24		Coppin St. (11/13/2021)
	23		vs Auburn (N) (11/24/2021)
STEALS	15		Central Conn. St. (11/09/2021)
	14		LIU (11/17/2021)
BLOCKED SHOTS	14		St. John's (NY) (01/12/2022)
	13		at St. John's (NY) (02/13/2022)
	13		vs Michigan St. (N) (11/25/2021)
TURNOVERS	24		vs Auburn (N) (11/24/2021)
	22		vs VCU (N) (11/26/2021)
FOULS	26		vs Auburn (N) (11/24/2021)
	25		at Georgetown (02/27/2022)



**2021-22 UConn Men's Basketball
Team High/Low Analysis
All games**

Page 2/4
as of Mar 18, 2022

Opponent - Game Highs

POINTS	109	vs Auburn (N) (11/24/2021)
	90	at Seton Hall (01/08/2022)
	85	at Villanova (02/05/2022)
	78	St. John's (NY) (01/12/2022)
	77	at Georgetown (02/27/2022)
FIELD GOALS MADE	32	at Seton Hall (01/08/2022)
	32	vs Auburn (N) (11/24/2021)
FIELD GOAL ATTEMPTS	78	St. John's (NY) (01/12/2022)
	74	vs Auburn (N) (11/24/2021)
FIELD GOAL PERCENTAGE	.592 (29-49)	at Villanova (02/05/2022)
	.542 (32-59)	at Seton Hall (01/08/2022)
3 PT FG MADE	12	Villanova (02/22/2022)
	12	vs Auburn (N) (11/24/2021)
3 PT FG ATTEMPTS	30	vs Villanova (N) (03/11/2022)
	30	vs Auburn (N) (11/24/2021)
3 PT FG PERCENTAGE	.647 (11-17)	vs New Mexico St. (N) (03/17/2022)
	.545 (6-11)	at Villanova (02/05/2022)
FREE THROWS MADE	33	vs Auburn (N) (11/24/2021)
	27	at Georgetown (02/27/2022)
FREE THROW ATTEMPTS	41	vs Auburn (N) (11/24/2021)
	35	at Georgetown (02/27/2022)
FREE THROW PERCENTAGE	1.000 (13-13)	vs New Mexico St. (N) (03/17/2022)
	.955 (21-22)	at Villanova (02/05/2022)
REBOUNDS	48	vs Michigan St. (N) (11/25/2021)
	47	St. John's (NY) (01/12/2022)
ASSISTS	17	at St. John's (NY) (02/13/2022)
	16	St. John's (NY) (01/12/2022)
STEALS	15	Xavier (02/19/2022)
	13	vs Auburn (N) (11/24/2021)
BLOCKED SHOTS	9	at St. John's (NY) (02/13/2022)
	9	at Seton Hall (01/08/2022)
TURNOVERS	29	Central Conn. St. (11/09/2021)
	26	LIU (11/17/2021)
FOULS	28	LIU (11/17/2021)
	26	St. John's (NY) (01/12/2022)



**2021-22 UConn Men's Basketball
Team High/Low Analysis
All games**

Page 3/4
as of Mar 18, 2022

UConn - Game Lows

POINTS	53		Providence (12/18/2021)
	53		at West Virginia (12/08/2021)
	55		Creighton (02/01/2022)
	57		at DePaul (01/29/2022)
	60		vs Villanova (N) (03/11/2022)
	60		vs Michigan St. (N) (11/25/2021)
FIELD GOALS MADE	19		Providence (12/18/2021)
	20		Creighton (02/01/2022)
	20		vs VCU (N) (11/26/2021)
FIELD GOAL ATTEMPTS	51		vs New Mexico St. (N) (03/17/2022)
	52		Xavier (02/19/2022)
	52		at Villanova (02/05/2022)
FIELD GOAL PERCENTAGE	.299	(20-67)	Creighton (02/01/2022)
	.311	(19-61)	Providence (12/18/2021)
3 PT FG MADE	2		at DePaul (01/29/2022)
	2		vs Michigan St. (N) (11/25/2021)
3 PT FG ATTEMPTS	12		DePaul (03/05/2022)
	13		Central Conn. St. (11/09/2021)
3 PT FG PERCENTAGE	.125	(2-16)	vs Michigan St. (N) (11/25/2021)
	.133	(2-15)	at DePaul (01/29/2022)
FREE THROWS MADE	2		at Creighton (03/02/2022)
	6		at St. John's (NY) (02/13/2022)
	6		at West Virginia (12/08/2021)
FREE THROW ATTEMPTS	5		at Creighton (03/02/2022)
	9		at St. John's (NY) (02/13/2022)
FREE THROW PERCENTAGE	.400	(2-5)	at Creighton (03/02/2022)
	.538	(7-13)	Providence (12/18/2021)
REBOUNDS	20		at Villanova (02/05/2022)
	25		vs New Mexico St. (N) (03/17/2022)
ASSISTS	6		vs Michigan St. (N) (11/25/2021)
	7		at Creighton (03/02/2022)
STEALS	1		Providence (12/18/2021)
	2		DePaul (03/05/2022)
	2		at Georgetown (02/27/2022)
	2		Seton Hall (02/16/2022)
BLOCKED SHOTS	2		at West Virginia (12/08/2021)
	2		Coppin St. (11/13/2021)
TURNOVERS	6		at Creighton (03/02/2022)
	6		Grambling (12/04/2021)
FOULS	9		Seton Hall (02/16/2022)
	10		vs Seton Hall (N) (03/10/2022)



**2021-22 UConn Men's Basketball
Player Highs Analysis
All games**

UConn - Individual Game Highs

POINTS	30		Adama Sanogo vs Auburn (N) (11/24/2021)
	27		Tyrese Martin at Butler (01/20/2022)
	26		Adama Sanogo vs DePaul (03/05/2022)
	26		Adama Sanogo vs St. John's (NY) (01/12/2022)
	26		RJ Cole vs VCU (N) (11/26/2021)
FIELD GOALS MADE	12		Adama Sanogo vs Auburn (N) (11/24/2021)
	11		Tyrese Martin at Butler (01/20/2022)
FIELD GOAL ATTEMPTS	25		Adama Sanogo vs Auburn (N) (11/24/2021)
	20		RJ Cole at Creighton (03/02/2022)
FIELD GOAL PERCENTAGE (min 5 made)	.833	(5-6)	Isaiah Whaley at St. John's (NY) (02/13/2022)
	.833	(5-6)	Akok Akok vs St. Bonaventure (N) (12/11/2021)
	.833	(5-6)	RJ Cole vs Central Conn. St. (11/09/2021)
3 PT FG MADE	6		Tyler Polley vs Auburn (N) (11/24/2021)
	5		RJ Cole vs Auburn (N) (11/24/2021)
3 PT FG ATTEMPTS	10		RJ Cole vs Auburn (N) (11/24/2021)
	9		RJ Cole vs Providence (12/18/2021)
	9		Tyler Polley vs Auburn (N) (11/24/2021)
3 PT FG PERCENTAGE (min 2 made)	1.000	(3-3)	Tyler Polley vs Xavier (02/19/2022)
	1.000	(3-3)	Isaiah Whaley vs VCU (N) (11/26/2021)
	1.000	(3-3)	Jordan Hawkins vs Auburn (N) (11/24/2021)
	1.000	(3-3)	RJ Cole vs Central Conn. St. (11/09/2021)
	1.000	(2-2)	Tyler Polley vs Marquette (02/08/2022)
	1.000	(2-2)	Andre Jackson Jr. vs Providence (12/18/2021)
	1.000	(2-2)	Akok Akok vs St. Bonaventure (N) (12/11/2021)
	1.000	(2-2)	RJ Cole vs Michigan St. (N) (11/25/2021)
1.000	(2-2)	Akok Akok vs Binghamton (11/20/2021)	
FREE THROWS MADE	10		RJ Cole vs Grambling (12/04/2021)
	9		RJ Cole at Villanova (02/05/2022)
	9		RJ Cole vs VCU (N) (11/26/2021)
FREE THROW ATTEMPTS	11		Adama Sanogo vs St. John's (NY) (01/12/2022)
	11		RJ Cole vs Grambling (12/04/2021)
FREE THROW PERCENTAGE (min 3 made)	1.000	(9-9)	RJ Cole at Villanova (02/05/2022)
	1.000	(7-7)	RJ Cole vs UMES (11/30/2021)
	1.000	(6-6)	Adama Sanogo vs DePaul (03/05/2022)
REBOUNDS	18		Adama Sanogo vs St. John's (NY) (01/12/2022)
	16		Tyrese Martin vs DePaul (03/05/2022)
	16		Adama Sanogo at Creighton (03/02/2022)
	16		Adama Sanogo vs Seton Hall (02/16/2022)
	16		Andre Jackson Jr. at St. John's (NY) (02/13/2022)
	16		Adama Sanogo at Seton Hall (01/08/2022)
ASSISTS	8		RJ Cole vs Villanova (N) (03/11/2022)
	8		Andre Jackson Jr. vs Villanova (02/22/2022)
	8		RJ Cole vs St. John's (NY) (01/12/2022)
	8		RJ Cole vs Providence (12/18/2021)
	8		Jalen Gaffney vs Coppin St. (11/13/2021)
STEALS	4		Andre Jackson Jr. at Xavier (02/11/2022)
	4		RJ Cole vs Grambling (12/04/2021)
BLOCKED SHOTS	6		Adama Sanogo at Creighton (03/02/2022)
	6		Adama Sanogo vs St. John's (NY) (01/12/2022)
	6		Adama Sanogo vs Michigan St. (N) (11/25/2021)
TURNOVERS	8		Adama Sanogo vs Auburn (N) (11/24/2021)
	6		Adama Sanogo vs Marquette (02/08/2022)



2021-22 UConn Men's Basketball
Category Leaders
All games

Page 1/3
as of Mar 18, 2022

Points

##	Player	G	Pts	Pts/G
2	Cole, RJ	33	522	15.8
21	Sanogo, Adama	29	428	14.8
4	Martin, Tyrese	29	393	13.6
12	Polley, Tyler	33	250	7.6
5	Whaley, Isaiah	32	245	7.7
44	Jackson, Andre	33	223	6.8
24	Hawkins, Jordan	27	157	5.8
0	Gaffney, Jalen	33	131	4.0
11	Akok, Akok	23	79	3.4
35	Johnson, Samson	13	22	1.7
13	Springs, Richie	8	10	1.3
1	Diggins, Rahsool	9	7	0.8
41	Garry, Matt	5	2	0.4

Scoring Average

##	Player	G	Pts	Pts/G
2	Cole, RJ	33	522	15.8
21	Sanogo, Adama	29	428	14.8
4	Martin, Tyrese	29	393	13.6
5	Whaley, Isaiah	32	245	7.7
12	Polley, Tyler	33	250	7.6
44	Jackson, Andre	33	223	6.8
24	Hawkins, Jordan	27	157	5.8
0	Gaffney, Jalen	33	131	4.0
11	Akok, Akok	23	79	3.4
35	Johnson, Samson	13	22	1.7
13	Springs, Richie	8	10	1.3
1	Diggins, Rahsool	9	7	0.8
41	Garry, Matt	5	2	0.4

Field Goal Percentage

##	Player	FG	Att	Pct
35	Johnson, Samson	10	18	.556
5	Whaley, Isaiah	96	188	.511
21	Sanogo, Adama	179	355	.504
11	Akok, Akok	30	63	.476
4	Martin, Tyrese	144	321	.449
13	Springs, Richie	3	7	.429
44	Jackson, Andre	78	183	.426
2	Cole, RJ	177	427	.415
12	Polley, Tyler	74	199	.372
24	Hawkins, Jordan	49	139	.353
0	Gaffney, Jalen	37	107	.346
1	Diggins, Rahsool	3	10	.300

Field Goal Attempts

##	Player	G	Att	Att/G
2	Cole, RJ	33	427	12.9
21	Sanogo, Adama	29	355	12.2
4	Martin, Tyrese	29	321	11.1
12	Polley, Tyler	33	199	6.0
5	Whaley, Isaiah	32	188	5.9

Field Goals Made

##	Player	G	Made	Made/G
21	Sanogo, Adama	29	179	6.2
2	Cole, RJ	33	177	5.4
4	Martin, Tyrese	29	144	5.0
5	Whaley, Isaiah	32	96	3.0
44	Jackson, Andre	33	78	2.4

3-Point FG Percentage

##	Player	3FG	Att	Pct
11	Akok, Akok	13	28	.464
4	Martin, Tyrese	43	100	.430
44	Jackson, Andre	22	61	.361
12	Polley, Tyler	50	143	.350
2	Cole, RJ	59	174	.339
24	Hawkins, Jordan	27	81	.333
1	Diggins, Rahsool	1	3	.333
0	Gaffney, Jalen	13	44	.295
5	Whaley, Isaiah	16	55	.291
35	Johnson, Samson	1	5	.200

3-Point FG Attempts

##	Player	G	Att	Att/G
2	Cole, RJ	33	174	5.3
12	Polley, Tyler	33	143	4.3
4	Martin, Tyrese	29	100	3.4
24	Hawkins, Jordan	27	81	3.0
44	Jackson, Andre	33	61	1.8

3-Point FG Made

##	Player	G	Made	Made/G
2	Cole, RJ	33	59	1.8
12	Polley, Tyler	33	50	1.5
4	Martin, Tyrese	29	43	1.5
24	Hawkins, Jordan	27	27	1.0
44	Jackson, Andre	33	22	0.7



2021-22 UConn Men's Basketball
Category Leaders
All games

Page 2/3
as of Mar 18, 2022

Free Throw Percentage

##	Player	Made	Att	Pct
12	Polley, Tyler	52	58	.897
2	Cole, RJ	109	127	.858
24	Hawkins, Jordan	32	39	.821
0	Gaffney, Jalen	44	57	.772
5	Whaley, Isaiah	37	50	.740
44	Jackson, Andre	45	63	.714
4	Martin, Tyrese	62	90	.689
21	Sanogo, Adama	70	102	.686
13	Springs, Richie	4	6	.667
35	Johnson, Samson	1	2	.500
41	Garry, Matt	2	4	.500
11	Akok, Akok	6	18	.333

Free Throw Attempts

##	Player	G	Att	Att/G
2	Cole, RJ	33	127	3.8
21	Sanogo, Adama	29	102	3.5
4	Martin, Tyrese	29	90	3.1
44	Jackson, Andre	33	63	1.9
12	Polley, Tyler	33	58	1.8

Free Throws Made

##	Player	G	Made	Made/G
2	Cole, RJ	33	109	3.3
21	Sanogo, Adama	29	70	2.4
4	Martin, Tyrese	29	62	2.1
12	Polley, Tyler	33	52	1.6
44	Jackson, Andre	33	45	1.4

Rebounds

##	Player	G	Reb	Reb/G
21	Sanogo, Adama	29	256	8.8
44	Jackson, Andre	33	225	6.8
4	Martin, Tyrese	29	218	7.5
5	Whaley, Isaiah	32	152	4.8
2	Cole, RJ	33	113	3.4

Assists

##	Player	G	Ast	Ast/G
2	Cole, RJ	33	136	4.1
44	Jackson, Andre	33	102	3.1
0	Gaffney, Jalen	33	65	2.0
4	Martin, Tyrese	29	56	1.9
5	Whaley, Isaiah	32	35	1.1

Rebounds Average

##	Player	G	Reb	Reb/G
21	Sanogo, Adama	29	256	8.8
4	Martin, Tyrese	29	218	7.5
44	Jackson, Andre	33	225	6.8
5	Whaley, Isaiah	32	152	4.8
2	Cole, RJ	33	113	3.4

Steals

##	Player	G	Stl	Stl/G
44	Jackson, Andre	33	38	1.2
2	Cole, RJ	33	36	1.1
21	Sanogo, Adama	29	25	0.9
5	Whaley, Isaiah	32	25	0.8
4	Martin, Tyrese	29	23	0.8

Offensive Rebounds

##	Player	G	OReb	OReb/G
21	Sanogo, Adama	29	105	3.6
5	Whaley, Isaiah	32	70	2.2
4	Martin, Tyrese	29	68	2.3
44	Jackson, Andre	33	44	1.3
12	Polley, Tyler	33	30	0.9

Blocked Shots

##	Player	G	Blk	Blk/G
5	Whaley, Isaiah	32	71	2.2
21	Sanogo, Adama	29	55	1.9
11	Akok, Akok	23	25	1.1
44	Jackson, Andre	33	20	0.6
4	Martin, Tyrese	29	14	0.5

Defensive Rebounds

##	Player	G	DReb	DReb/G
44	Jackson, Andre	33	181	5.5
21	Sanogo, Adama	29	151	5.2
4	Martin, Tyrese	29	150	5.2
2	Cole, RJ	33	90	2.7
5	Whaley, Isaiah	32	82	2.6

Minutes

##	Player	G	Min	Min/G
2	Cole, RJ	33	1108	33:35
44	Jackson, Andre	33	962	29:09
4	Martin, Tyrese	29	928	32:00
5	Whaley, Isaiah	32	908	28:22
21	Sanogo, Adama	29	847	29:12



2021-22 UConn Men's Basketball
Points-rebounds-assists
All games

Page 1/2
as of Mar 18, 2022

Opponent	Date	Score	0	1	2	4	5	11	12	13	20	21	24
			GAFFNEY,JA	DIGGINS,RA	COLE,RJ	MARTIN,TYR	WHALEY,ISA	AKOK,AKOK	POLLEY,TYL	SPRINGS,R	HURLEY,AND	SANOGO,ADA	HAWKINS,JO
Central Conn. St.	11/09/2021	99-48	W	10-0-3	2-0-0	15-3-3	14-2-2	8-3-2	8-7-1	11-3-1	0-1-0	0-1-0	DNP
Coppin St.	11/13/2021	89-54	W	11-5-8	2-0-0	16-4-6	15-6-1	2-1-4	12-7-1	2-1-0	2-1-1	0-0-0	DNP
LIU	11/17/2021	93-40	W	11-1-3	0-0-0	9-1-6	10-7-2	2-5-0	3-7-1	17-3-0	6-4-0	0-0-0	5-4-1
Binghamton	11/20/2021	87-63	W	8-0-1	0-0-1	4-1-3	15-11-4	6-10-1	8-1-0	10-2-0	0-0-0	0-0-0	11-2-0
vs Auburn	11/24/2021	115-109	Wot2	6-5-3	DNP	24-3-6	13-8-2	2-7-4	0-5-0	24-5-2	DNP	DNP	16-1-0
vs Michigan St.	11/25/2021	60-64	L	3-1-0	DNP	10-0-3	16-12-0	DNP	0-4-1	0-2-0	DNP	DNP	4-1-1
vs VCU	11/26/2021	70-63	Wot	8-3-2	DNP	26-5-2	7-8-1	16-4-2	0-1-0	3-2-0	DNP	6-7-3	2-3-0
UMES	11/30/2021	72-63	W	6-3-5	DNP	25-5-4	DNP	8-7-0	2-2-0	14-2-0	DNP	8-2-1	5-3-1
Grambling	12/04/2021	88-59	W	10-5-4	3-0-1	18-5-7	DNP	12-8-0	10-6-0	9-3-2	0-2-0	DNP	15-3-2
at West Virginia	12/08/2021	53-56	L	6-1-3	DNP	14-6-3	DNP	15-3-0	2-10-1	4-4-1	DNP	DNP	2-5-1
vs St. Bonaventure	12/11/2021	74-64	W	9-5-4	DNP	15-5-3	DNP	5-2-3	12-5-0	13-3-1	DNP	DNP	11-2-0
Providence	12/18/2021	53-57	L	0-1-2	DNP	16-5-8	15-5-1	10-7-0	0-3-0	3-2-1	DNP	DNP	1-2-0
at Marquette	12/21/2021	78-70	W	2-0-1	DNP	20-2-7	25-6-1	4-6-2	6-6-0	5-0-1	DNP	6-2-0	0-0-1
at Seton Hall	01/08/2022	87-90	Lot	4-0-4	DNP	15-4-4	13-3-3	5-3-2	6-0-2	11-2-0	DNP	DNP	5-2-0
St. John's (NY)	01/12/2022	86-78	Wot	2-1-1	DNP	19-4-8	11-4-2	5-3-2	0-2-0	9-0-0	DNP	DNP	3-2-0
Butler	01/18/2022	76-59	W	0-0-2	0-0-0	17-6-3	3-8-3	0-0-0	3-2-0	10-3-0	2-1-0	DNP	14-0-0
at Butler	01/20/2022	75-56	W	6-3-2	DNP	4-0-3	27-6-2	11-10-0	0-0-0	6-1-0	DNP	DNP	0-1-0
Georgetown	01/25/2022	96-73	W	0-1-4	0-0-1	14-6-7	13-8-2	15-7-0	5-1-0	8-0-0	0-0-0	0-1-0	15-0-2
at DePaul	01/29/2022	57-50	W	3-1-0	DNP	25-5-1	7-6-2	2-4-1	0-1-0	3-3-0	DNP	10-8-1	0-0-0
Creighton	02/01/2022	55-59	L	0-0-1	DNP	13-9-3	7-3-1	20-6-0	0-1-0	2-1-1	DNP	8-9-1	0-1-0
at Villanova	02/05/2022	74-85	L	2-1-1	DNP	25-2-4	14-3-3	6-5-1	DNP	3-0-0	DNP	14-2-1	9-2-2
Marquette	02/08/2022	80-72	W	0-3-1	DNP	9-2-5	18-15-3	6-1-0	DNP	8-1-0	DNP	24-15-1	8-1-0
at Xavier	02/11/2022	68-74	L	7-1-1	DNP	22-3-3	18-4-1	2-6-3	DNP	0-1-0	DNP	11-6-1	3-4-1
at St. John's (NY)	02/13/2022	63-60	W	0-1-2	DNP	14-2-5	17-8-1	11-7-0	DNP	5-1-1	DNP	8-6-0	3-6-1
Seton Hall	02/16/2022	70-65	W	0-0-1	DNP	16-3-3	16-10-1	7-2-2	DNP	2-0-0	DNP	20-16-2	5-3-0
Xavier	02/19/2022	72-61	W	0-1-3	DNP	16-3-3	6-11-3	6-5-2	DNP	16-1-0	DNP	15-9-0	7-3-0
Villanova	02/22/2022	71-69	W	3-0-0	DNP	12-1-2	9-9-2	13-4-0	DNP	9-0-0	DNP	20-6-3	2-2-0
at Georgetown	02/27/2022	86-77	W	8-3-1	0-0-0	18-2-2	9-14-4	14-4-1	0-1-0	11-2-1	DNP	6-2-2	11-0-1
at Creighton	03/02/2022	62-64	L	4-1-0	DNP	20-2-4	11-5-0	3-2-0	DNP	6-1-0	DNP	13-16-0	0-0-0
DePaul	03/05/2022	75-68	W	2-1-1	DNP	3-0-2	19-16-2	10-6-1	0-1-1	8-2-0	DNP	26-11-1	DNP
vs Seton Hall	03/10/2022	62-52	W	0-0-0	0-0-0	17-5-1	17-8-4	10-7-0	DNP	6-2-1	0-0-0	6-11-1	DNP
vs Villanova	03/11/2022	60-63	L	0-0-0	DNP	11-8-8	19-7-0	0-4-2	DNP	5-1-0	DNP	15-13-0	DNP
vs New Mexico St.	03/17/2022	63-70	L	0-0-1	DNP	20-1-4	9-5-3	9-3-0	2-0-0	7-0-0	DNP	10-8-3	DNP



2021-22 UConn Men's Basketball
Points-rebounds-assists
All games

as of 1

Opponent	Date	Score	35 JOHNSON, SA	41 GARRY, MATT	44 JACKSON, AN
Central Conn. St.	11/09/2021	99-48 W	2-1-0	0-1-0	9-6-3
Coppin St.	11/13/2021	89-54 W	4-2-0	0-0-1	3-9-2
LIU	11/17/2021	93-40 W	3-0-0	2-1-0	14-5-1
Binghamton	11/20/2021	87-63 W	4-1-0	0-0-0	9-8-3
vs Auburn	11/24/2021	115-109 Wot2	DNP	DNP	0-3-5
vs Michigan St.	11/25/2021	60-64 L	DNP	DNP	9-9-0
vs VCU	11/26/2021	70-63 Wot	DNP	DNP	2-14-4
UMES	11/30/2021	72-63 W	DNP	DNP	4-7-4
Grambling	12/04/2021	88-59 W	5-6-0	0-0-0	6-6-2
at West Virginia	12/08/2021	53-56 L	0-1-0	DNP	10-5-1
vs St. Bonaventure	12/11/2021	74-64 W	0-1-0	DNP	9-11-5
Providence	12/18/2021	53-57 L	DNP	DNP	8-14-1
at Marquette	12/21/2021	78-70 W	DNP	DNP	10-7-3
at Seton Hall	01/08/2022	87-90 Lot	DNP	DNP	10-6-2
St. John's (NY)	01/12/2022	86-78 Wot	DNP	DNP	11-5-2
Butler	01/18/2022	76-59 W	2-1-0	DNP	12-10-3
at Butler	01/20/2022	75-56 W	DNP	DNP	6-7-5
Georgetown	01/25/2022	96-73 W	2-0-0	DNP	5-3-5
at DePaul	01/29/2022	57-50 W	DNP	DNP	7-13-3
Creighton	02/01/2022	55-59 L	DNP	DNP	5-8-1
at Villanova	02/05/2022	74-85 L	0-1-0	DNP	1-3-2
Marquette	02/08/2022	80-72 W	DNP	DNP	7-5-2
at Xavier	02/11/2022	68-74 L	DNP	DNP	5-3-1
at St. John's (NY)	02/13/2022	63-60 W	0-0-0	DNP	5-16-4
Seton Hall	02/16/2022	70-65 W	DNP	DNP	4-4-6
Xavier	02/19/2022	72-61 W	DNP	DNP	6-6-1
Villanova	02/22/2022	71-69 W	DNP	DNP	3-4-8
at Georgetown	02/27/2022	86-77 W	0-0-0	DNP	9-4-6
at Creighton	03/02/2022	62-64 L	DNP	DNP	5-3-3
DePaul	03/05/2022	75-68 W	DNP	DNP	7-8-4
vs Seton Hall	03/10/2022	62-52 W	0-0-0	DNP	6-6-4
vs Villanova	03/11/2022	60-63 L	DNP	DNP	10-5-2
vs New Mexico St.	03/17/2022	63-70 L	DNP	DNP	6-2-4

2021-22 UCONN GAME-BY-GAME BOX SCORES

Game #1 - UConn 99, Central Connecticut 48 Nov. 9, 2021 - Gampel Pavilion, Storrs, Conn.



Official Basketball Box Score - Final
Central Conn. St. at UConn
11/09/21 Harry A. Gampel Pavilion, Storrs, Conn.
2021-22 Men's Basketball

Game Time: 6:30 PM
Game Duration: 1:55
Attendance: 10,167

Officials: Jeff Anderson, Evan Burroughs, Greg Evans

Central Conn. St. - 48		Record: 0-1												
NO. Name	Min	FG	3P	FT	Rebounds	Fouls	TP	AS	TO	ST	Blocks	BS	+/-	
		M/A	M/A	M/A	OR	DR	FF	PF	FT	AS	TO	ST		
24 Ola Olanmuyiwa	C 03:07	0-0	0-0	0-0	0	0	0	0	0	1	0	0	-6	
1 Nigel Scantlebury	G 23:24	5-10	1-1	0-0	0	0	2	1	11	1	3	3	0	
3 Ian Krishnan	G 23:31	1-4	0-1	2-2	0	0	2	2	4	0	2	1	0	
11 Tre Mitchell	G 25:19	2-5	1-4	3-7	0	0	2	4	8	1	2	0	0	
22 Trenton McLaughlin	G 15:09	0-4	0-2	0-0	1	0	1	0	1	0	1	0	-26	
10 Zach Newkirk	13:37	1-6	1-2	0-0	0	0	3	0	3	0	2	0	-15	
12 Arián Dehnavi	15:04	0-2	0-0	0-0	2	2	2	0	0	1	1	0	-28	
0 Joe Ostrowsky	20:58	4-6	2-4	2-2	1	0	1	0	4	12	2	2	0	
21 Andre Snoddy	26:17	1-3	0-0	1-1	3	6	9	2	3	2	7	0	1	
20 Stephane Ayangma	22:57	4-9	0-1	0-0	3	2	5	1	2	8	0	0	-21	
2 Davonte Sweatman	10:37	0-2	0-0	0-0	1	0	1	0	1	0	1	0	-13	
Team					2	4	4	0	5	0	0	0		
Totals	18-51	5-15	7-12	11	12	23	14	18	48	8	29	6	1	9

Shooting By Period

1st FG%	9-22	40.9%
3PT%	2-6	33.3%
FT%	3-3	100%
2nd FG%	9-23	31.0%
3PT%	3-9	33.3%
FT%	4-9	44.4%
GM FG%	18-51	35.3%
3PT%	5-15	33.3%
FT%	7-12	58.3%

Dead Ball Rebounds: 6

UConn - 99		Record: 1-0												
NO. Name	Min	FG	3P	FT	Rebounds	Fouls	TP	AS	TO	ST	Blocks	BS	+/-	
		M/A	M/A	M/A	OR	DR	FF	PF	FT	AS	TO	ST		
5 Isaiah Whaley	F 22:32	4-4	0-0	0-0	1	2	3	1	0	8	2	2	0	
21 Adama Sanogo	F 23:41	9-11	0-0	2-2	2	3	5	3	2	20	1	2	1	
2 RJ Cole	G 23:18	5-6	3-3	2-2	1	2	3	1	3	15	3	0	1	
4 Tyrese Martin	G 21:32	6-9	1-1	1-1	1	1	2	1	14	2	2	0	0	
44 Andre Jackson	G 25:20	2-5	0-1	5-6	1	5	6	1	3	9	3	4	1	
0 Jalen Gaffney	20:01	4-6	2-3	0-2	0	0	4	1	10	3	1	3	0	
12 Tyler Polley	20:32	3-7	1-2	4-4	2	1	3	2	11	1	0	2	0	
11 Akok Akok	17:08	3-7	1-1	1-2	4	3	0	1	8	1	0	2	3	
35 Samson Johnson	08:28	1-3	0-1	0-0	1	1	0	0	0	0	0	0	0	
1 Rahsool Diggins	09:26	1-4	0-1	0-0	0	0	0	0	0	0	1	1	0	
13 Richie Springs	06:26	0-0	0-0	0-0	1	1	0	0	0	0	0	0	0	
20 Andrew Hurley	01:48	0-0	0-0	0-0	0	1	0	0	0	0	0	0	0	
41 Matt Garry	01:48	0-0	0-0	0-0	0	1	1	0	0	0	0	0	0	
Team					1	0	1	0	0	0	0	0		
Totals	38-62	8-13	15-19	14	20	34	18	14	99	16	14	15	9	

Shooting By Period

1st FG%	19-28	67.9%
3PT%	4-7	57.1%
FT%	10-13	76.9%
2nd FG%	19-34	55.9%
3PT%	4-6	66.7%
FT%	5-6	83.3%
GM FG%	38-62	61.3%
3PT%	8-13	61.5%
FT%	15-19	78.9%

Dead Ball Rebounds: 2

Technical Fouls: NONE

Biggest lead	CCSU	UConn
0 (1 st 20:00)	51 (2 nd 0:19)	
Best Scoring Run	0	15 (1 st 6:03)
Lead Changes	0	0
Times Tied	0	0
Time with Lead	00:00	39:39

Points from Turnovers	CCSU	UConn
2	47	
Second Chance	6	16
Fast Breaks	6	30
Bench	25	33

Period by Period Scoring	1st	2nd	TOT
CCSU	23	25	48
UConn	52	47	99

Game #2 - UConn 89, Coppin State 54 Nov. 13, 2021 - XL Center, Hartford, Conn.



Official Basketball Box Score - Final
Coppin St. at UConn
11/13/21 XL Center, Hartford, Conn.
2021-22 Men's Basketball

Game Time: 12:00 PM
Game Duration: 1:59
Attendance: 9,660

Officials: Brian O'Connell, Jeff Clark, Mike Russo

Coppin St. - 54		Record: 0-4												
NO. Name	Min	FG	3P	FT	Rebounds	Fouls	TP	AS	TO	ST	Blocks	BS	+/-	
		M/A	M/A	M/A	OR	DR	FF	PF	FT	AS	TO	ST		
23 Tyree Corbett	F 18:47	2-9	1-5	4-6	2	4	2	4	9	1	4	0	-18	
24 Daniel Tillus	F 24:32	0-3	0-2	2-5	1	2	3	2	4	1	3	0	-15	
4 Nenshah Tarkie	G 21:05	3-5	2-2	0-0	0	4	2	0	6	0	3	2	-15	
13 Alex Rojas	G 23:12	3-6	3-6	0-0	0	5	5	1	0	9	0	0	-19	
50 Jesse Zarzuela	G 18:20	3-5	0-1	0-0	1	1	2	1	2	6	3	4	-23	
5 Nathaniel Stokes	13:56	0-2	0-1	0-0	2	1	3	2	0	0	1	1	0	
2 Mike Hood	19:16	0-5	0-4	2-4	0	1	1	1	3	2	0	1	0	
12 Kyle Cardaci	14:21	0-4	0-3	0-0	1	0	1	0	1	0	0	0	-26	
1 Justin Steers	14:39	1-4	0-0	3-6	0	1	1	2	3	5	0	1	0	
30 Reggie James	07:32	1-1	0-0	3-3	0	1	1	2	2	5	1	1	0	
20 Sita Conteh	14:59	1-4	0-2	0-0	1	2	3	1	0	2	1	0	-1	
21 Remy Lemovou	06:38	1-2	0-0	1-1	2	3	5	0	1	3	0	2	0	
11 Greg Spurlock	03:43	1-2	0-1	1-2	0	1	1	0	1	0	0	0	0	
Team					1	3	4	0	0	0	0	0		
Totals	16-52	6-28	16-27	11	27	38	17	20	54	8	23	3	2	

Shooting By Period

1st FG%	9-23	39.1%
3PT%	4-11	36.4%
FT%	6-10	60%
2nd FG%	7-29	24.1%
3PT%	2-17	11.8%
FT%	10-17	58.8%
GM FG%	16-52	30.8%
3PT%	6-28	21.4%
FT%	16-27	59.3%

Dead Ball Rebounds: 3

UConn - 89		Record: 2-0												
NO. Name	Min	FG	3P	FT	Rebounds	Fouls	TP	AS	TO	ST	Blocks	BS	+/-	
		M/A	M/A	M/A	OR	DR	FF	PF	FT	AS	TO	ST		
5 Isaiah Whaley	F 25:41	1-4	0-2	0-0	0	1	1	3	0	2	4	1	2	
21 Adama Sanogo	F 25:21	10-13	0-0	0-1	4	5	9	4	2	20	0	2	1	
2 RJ Cole	G 26:20	6-16	2-7	2-2	0	4	4	1	6	16	6	1	3	
4 Tyrese Martin	G 23:23	6-11	3-5	0-0	1	5	6	1	15	1	2	0	1	
44 Andre Jackson	G 20:09	0-3	0-0	3-4	3	6	9	2	3	3	0	0	0	
0 Jalen Gaffney	22:05	4-7	3-5	0-1	2	3	5	2	2	11	8	0	2	
11 Akok Akok	18:21	4-6	2-3	2-2	2	5	7	1	2	12	1	1	0	
12 Tyler Polley	16:43	0-6	0-5	2-2	0	0	1	3	1	2	0	1	0	
1 Rahsool Diggins	07:10	1-3	0-1	0-0	0	0	0	0	1	0	0	0	0	
35 Samson Johnson	06:54	2-4	0-2	0-0	1	1	2	0	2	0	0	0	0	
13 Richie Springs	03:43	1-2	0-0	0-0	1	0	1	0	2	1	0	0	-5	
20 Andrew Hurley	02:05	0-0	0-0	0-0	0	0	0	0	0	0	0	0	0	
41 Matt Garry	02:05	0-1	0-0	0-0	0	0	0	0	0	0	0	0	0	
Team					2	3	0	0	0	0	0	0		
Totals	35-76	10-30	9-14	17	33	50	20	17	89	24	11	11	2	

Shooting By Period

1st FG%	19-39	48.7%
3PT%	5-17	29.4%
FT%	3-4	75%
2nd FG%	16-37	43.2%
3PT%	5-13	38.5%
FT%	6-8	75%
GM FG%	35-76	46.1%
3PT%	10-30	33.3%
FT%	9-14	64.3%

Dead Ball Rebounds: 1

Technical Fouls: NONE

Biggest lead	COPPIN	UCONN
4 (1 st 17:45)	42 (2 nd 3:16)	
Best Scoring Run	6 (1 st 17:45)	14 (1 st 12:04)
Lead Changes	3	21
Times Tied	2	9
Time with Lead	03:56	34:31

Points from Turnovers	COPPIN	UCONN
18	28	
Second Chance	8	44
Fast Breaks	9	21
Bench	20	33

Period by Period Scoring	1st	2nd	TOT
COPPIN	28	26	54
UCONN	46	43	89

Game #3 - UConn 93, Long Island 40 Nov. 13, 2021 - Gampel Pavilion, Storrs, Conn.



Official Basketball Box Score - Final
LIU at UConn
11/17/21 Harry A. Gampel Pavilion, Storrs, Conn.
2021-22 Men's Basketball

Game Time: 6:30 PM
Game Duration: 2:07
Attendance: 6,461

Officials: John Gaffney, Evan Burroughs, Wally Rutzki

LIU - 40		Record: 0-3												
NO. Name	Min	FG	3P	FT	Rebounds	Fouls	TP	AS	TO	ST	Blocks	BS	+/-	
		M/A	M/A	M/A	OR	DR	FF	PF	FT	AS	TO	ST		
11 Eral Penn	F 30:04	2-8	1-3	1-2	0	2	2	3	6	0	4	0	-45	
24 Tyron Flowers	F 27:44	2-9	0-3	0-0	4	6	3	2	4	1	6	1	0	
3														

2021-22 UCONN GAME-BY-GAME BOX SCORES

Game #5 - UConn 115, Auburn 109 (2ot)
Nov. 24, 2021 - Imperial Arena, Paradise Island, Bahamas



Official Basketball Box Score - Final
UConn at Auburn
11/24/21 Atlantis Resort, Paradise Island
2021 Bad Boy Mowers Battle 4 Atlantis

Game Time: 2:30 PM
Game Duration: 2:30
Attendance: 1,174

Officials: Jamie Luckie, Rymie Syons, Lamar Simpson

UConn - 115													Record: 5-0												
NO.	Name	Min	FG	3P	FT	Rebounds	Fouls	TP	AS	TO	ST	Blocks	+/-	Shooting By Period											
			M-A	M-A	M-A	OR	DR	PF	FF			BS	BA	1st	2nd	3rd	OT								
5	Isaiah Whaley	F 43:12	0-1	0-0	2-2	3	4	7	5	2	4	1	0	4	0	16	1st FG% 16-27 59.3%								
21	Adama Sanogo	F 36:33	12-25	0-1	6-7	3	3	6	4	6	30	1	8	0	2	1	4	3PT% 8-12 66.7%							
2	RJ Cole	G 47:15	6-14	5-10	7-8	1	2	3	4	4	24	6	5	3	0	0	14	FT% 5-7 71.4%							
4	Tyrese Martin	G 30:42	5-9	1-3	2-2	2	6	8	5	2	13	2	3	0	0	0	3	2nd FG% 10-27 37.0%							
44	Andre Jackson	G 19:03	0-1	0-0	0	3	3	5	0	0	5	2	1	0	0	0	6	3PT% 3-7 42.9%							
0	Jalen Gaffney	13:09	0-1	0-0	6-8	0	5	1	4	6	3	3	0	0	0	0	15	FT% 15-19 78.9%							
11	Akok Akok	10:47	0-1	0-0	0	1	4	5	0	0	0	0	0	0	0	1	2	OT FG% 8-9 88.9%							
12	Tyler Polley	32:48	6-10	6-9	6-7	3	2	5	2	3	24	2	0	0	1	0	9	3PT% 4-7 57.1%							
24	Jordan Hawkins	16:31	5-7	3-3	3-4	0	1	1	0	2	16	0	2	0	0	0	5	FT% 12-12 100%							
Team						1	4	5			0							GM FG% 34-69 49.3%							
Totals			34-69	15-26	32-38	14	34	48	26	23	115	23	24	4	8	1	6	FT% 15-26 57.7%							

Technical Fouls: Sanogo 1st 4:49

Auburn - 109													Record: 3-1												
NO.	Name	Min	FG	3P	FT	Rebounds	Fouls	TP	AS	TO	ST	Blocks	+/-	Shooting By Period											
			M-A	M-A	M-A	OR	DR	PF	FF			BS	BA	1st	2nd	3rd	OT								
10	Jabari Smith	F 38:58	4-13	2-6	12-12	0	6	6	5	6	22	3	2	2	0	2	7	1st FG% 7-14 50.0%							
13	Walker Kessler	F 24:04	6-11	1-3	1-1	4	6	10	3	1	14	2	1	0	1	2	5	3PT% 1-4 25.0%							
0	K.D. Johnson	G 37:30	7-16	2-4	11-16	0	0	0	4	9	27	1	1	5	0	2	3	FT% 3-4 75.0%							
12	Zap Jasper	G 39:13	3-8	1-3	2-2	1	2	3	3	1	9	3	0	0	0	0	1	2nd FG% 15-25 60.0%							
15	Devan Cambridge	G 21:52	2-4	1-2	1-2	1	1	2	2	2	6	0	0	2	2	0	0	FT% 3-7 42.9%							
1	Wendell Green Jr.	34:30	6-12	4-8	3-4	0	2	2	2	4	19	5	4	2	0	1	1	FT% 16-22 72.7%							
4	Dylan Cardwell	07:44	0-0	0-0	0	1	0	1	1	0	0	0	0	0	0	0	0	3PT% 5-9 55.6%							
5	Chris Moore	13:19	0-0	0-0	0	1	1	3	0	0	0	0	0	0	0	0	0	FT% 2-9 22.2%							
2	Jaylin Williams	32:03	4-10	1-4	3-4	0	5	5	1	2	12	0	3	2	0	0	1	FT% 14-15 93.3%							
23	Babalunde Akingbola	00:47	0-0	0-0	0-0	0	0	0	0	0	0	0	0	0	0	0	0	GM FG% 34-69 49.3%							
Team						4	1	5			0							3PT% 12-30 40.0%							
Totals			32-74	12-30	33-41	12	23	35	24	25	109	14	14	13	1	8	6	FT% 33-41 80.5%							

Technical Fouls: Jasper 1st 4:36

	CON	AUB	Points from	CON	AUB	Period by Period Scoring					
Biggest lead	15 (2 nd 17:03)	11 (1 st 11:33)	Turnovers	17	19	1st	2nd	OT1	OT2	TOT	
Best Scoring Run	13 (1 st 8:55)	10 (1 st 14:16)	Paint	36	36	CON	45	38	12	20	115
Lead Changes	6		Second Chance	18	17	AUB	34	49	12	14	109
Times Tied	9		Fast Breaks	18	21						
Time with Lead	34:18	10:40	Bench	46	31						

Game #6 - Michigan State 64, UConn 60
Nov. 25, 2021 - Imperial Arena, Paradise Island, Bahamas



Official Basketball Box Score - Final
UConn at Michigan St.
11/25/21 Atlantis Resort, Paradise Island
2021 Bad Boy Mowers Battle 4 Atlantis

Game Time: 12:00 PM
Game Duration: 2:08
Attendance: 1,173

Officials: Gary Maxwell, Tony Padilla, Clarence Armstrong

UConn - 60													Record: 5-1												
NO.	Name	Min	FG	3P	FT	Rebounds	Fouls	TP	AS	TO	ST	Blocks	+/-	Shooting By Period											
			M-A	M-A	M-A	OR	DR	PF	FF			BS	BA	1st	2nd	3rd	OT								
11	Akok Akok	F 17:07	0-1	0-0	0-0	1	3	4	1	1	0	1	0	0	0	0	2	1st FG% 1-9 11.1%							
21	Adama Sanogo	F 34:22	8-18	0-0	2-2	4	6	10	4	3	18	1	2	1	6	0	3	3PT% 1-9 11.1%							
2	RJ Cole	G 27:17	4-9	2-2	0-0	0	0	0	0	5	10	3	0	1	0	1	1	FT% 7-8 87.5%							
4	Tyrese Martin	G 35:57	7-16	0-3	2-5	4	8	12	2	4	16	0	4	0	1	0	2	2nd FG% 15-33 45.5%							
44	Andre Jackson	G 31:29	2-6	0-3	5-6	2	7	9	1	4	9	0	2	1	2	0	5	3PT% 1-7 14.3%							
12	Tyler Polley	22:21	0-5	0-3	0-0	0	2	2	1	0	0	0	0	0	0	0	0	FT% 5-9 55.6%							
0	Jalen Gaffney	13:34	1-4	0-3	1-2	0	1	1	2	1	3	0	0	0	1	0	0	GM FG% 23-64 35.9%							
24	Jordan Hawkins	17:53	1-5	0-2	2-2	0	1	1	1	2	4	1	0	1	2	3	0	3PT% 2-16 12.5%							
Team						1	2	3			0							FT% 12-17 70.6%							
Totals			23-64	2-16	12-17	12	30	42	17	15	60	6	9	6	13	1	4	Dead Ball Rebounds: 1.0							

Technical Fouls: NONE

Michigan St. - 64													Record: 5-1												
NO.	Name	Min	FG	3P	FT	Rebounds	Fouls	TP	AS	TO	ST	Blocks	+/-	Shooting By Period											
			M-A	M-A	M-A	OR	DR	PF	FF			BS	BA	1st	2nd	3rd	OT								
25	Maik Hall	F 27:29	0-5	0-0	2-2	2	2	4	3	2	3	1	2	0	1	1	1	1st FG% 14-36 38.9%							
30	Marcus Bingham Jr.	F 26:14	3-9	0-0	1-3	2	5	7	1	2	7	0	2	0	3	0	7	3PT% 4-7 57.1%							
44	Gabe Brown	F 32:35	7-13	2-3	0-0	3	7	10	3	1	6	0	1	0	0	2	2	FT% 0-0 0%							
2	Tyson Walker	G 26:25	2-6	1-1	1-2	0	1	1	1	2	6	3	2	0	0	1	0	2nd FG% 9-28 32.1%							
5	Max Christie	G 25:51	1-9	0-3	0-0	2	0	2	3	0	2	1	1	0	0	3	6	3PT% 2-6 33.3%							
3	Jaden Akins	08:21	0-2	0-1	0-0	0	1	1	2	0	2	0	0	0	0	0	0	FT% 12-19 63.2%							
10	Joey Hauser	18:35	2-7	2-4	0-0	1	5	6	0	1	6	0	1	0	0	2	2	GM FG% 23-64 35.9%							
11	A.J. Hoggard	17:59	1-4	0-0	3-4	0	1	1	0	2	5	1	0	0	0	0	5	3PT% 9-13 69.2%							
34	Julius Marble	10:29	5-7	0-0	5-8	1	3	4	4	5	15	0	0	0	0	0	7	FT% 12-19 63.2%							
1	Pierre Brooks	02:45	2-2	1-1	0-0	0	0	0	0	0	0	0	0	0	0	0	0	Dead Ball Rebounds: 3.0							
22	Mady Sissoko	03:17	0-0	0-0	0-0	0	2	2	0	0	0	0	0	0	0	0	4								
Team						3	6	9			0														
Totals			23-64	6-13	12-19	15	33	48	15	17	64	12	13	1	13	4	0	Technical Fouls: NONE							

Technical Fouls: NONE

	CON	MSU	Points from	CON	MSU	Period by Period Scoring			
Biggest lead	7 (2 nd 4:44)	14 (1 st 3:35)	Turnovers	12	10	1st	2nd	TOT	
Best Scoring Run	9 (2 nd 4:44)	9 (2 nd 0:02)	Paint	36	28	CON	24	36	60
Lead Changes	2		Second Chance	15	4	MSU	32	32	64
Times Tied	4		Fast Breaks	15	11				
Time with Lead	07:18	28:32	Bench	7	31				

Game #7 - UConn 70, VCU 63 (ot)
Nov. 26, 2021 - Imperial Arena, Paradise Island, Bahamas



Official Basketball Box Score - Final
VCU at UConn
11/26/21 Atlantis Resort, Paradise Island
2021 Bad Boy Mowers Battle 4 Atlantis - 3rd Place Game

Game Time: 1:30 PM
Game Duration: 2:36
Attendance: 673

Officials: Jamie Luckie, Job Hershman, Tony Henderson

VCU - 63													Record: 3-4												
NO.	Name	Min	FG	3P	FT	Rebounds	Fouls	TP	AS	TO	ST	Blocks	+/-	Shooting By Period											
			M-A	M-A	M-A	OR	DR	PF	FF			BS	BA	1st	2nd	3rd	OT								
10	Vince Williams	F 39:55	3-14	1-8	2-2	0	4	4	2	7	9	2	1	0	2	0	8	1st FG% 11-31 35.5%							
34	Levi Stockard III	F 18:01	4-7	0-0	0-0	2	2	5	1	1	8	0	0	0	1	1	2	3PT% 3-9 33.3%							
20	Hason Ward	C 14:23	1-5	0-1	0-0	0	1	1	2	0	2	0	0	0	0	0	1	FT% 3-5 60%							
11	Keshawn Curry	G 36:04	3-9	1-2	1-2	3	5	1	1	8	2	5	1	0	2	0	0	2nd FG% 9-22 40.9%							
23	Jayden Nunn	G 35:33	6-14	2-6	7-9	3	5	8	1	5	21	0	2	4	1	0	5								

2021-22 UCONN GAME-BY-GAME BOX SCORES

Game #9 - UConn 88, Grambling State 59 Dec. 4, 2021 - Gampel Pavilion, Storrs, Conn.



Official Basketball Box Score - Final
Grambling at UConn
12/04/21 Harry A Gampel Pavilion, Storrs, Conn.
2021-22 Men's Basketball

Game Time: 4:00 PM
Game Duration: 2:11
Attendance: 9,159

Officials: Matt Potter, Brent Hampton, Evan Burroughs

Grambling - 59

Record: 3-6

NO.	Name	Min	FG		3P		FT		Rebounds		Fouls		TP	AS	TO	ST	Blocks		+/-
			M-A	M-A	M-A	M-A	OR	DR	OR	DR	PF	FD					BS	BA	
21	Tereon Randolph	F 19:48	2-6	0-0	2-3	2	1	3	4	2	6	3	1	0	1	2	-14		
1	Cameron Christon	G 19:19	7-10	4-4	0-1	0	1	1	1	1	18	1	0	0	0	1	-17		
3	Danya Kingsby	G 25:45	3-7	0-1	0-0	0	3	3	1	2	6	3	4	1	0	2	-20		
5	Tra'Michael Moton	G 29:32	1-5	1-1	1-2	0	1	1	2	1	4	3	3	0	0	2	-24		
14	AJ Taylor	G 38:28	5-10	0-2	0-0	2	8	10	3	0	10	0	3	0	2	0	-26		
22	Prince Moss	19:37	1-5	0-0	3-4	0	2	2	3	4	5	1	0	0	0	1	-13		
10	Shawndarius Cowart	15:47	0-3	0-0	0-0	1	1	2	3	1	0	2	1	1	0	2	-12		
32	Malik Lamin	02:38	0-0	0-0	0-0	0	1	2	0	0	0	1	0	0	0	0	-3		
12	Eric Parrish	17:10	1-5	0-3	6-6	1	2	3	2	4	8	1	2	1	0	0	-8		
2	Zahad Munford	06:50	1-2	0-1	0-0	0	0	0	0	1	2	0	0	0	0	0	-2		
23	Quintin Murrell	05:06	0-0	0-0	0-0	0	0	0	0	0	0	0	0	0	0	0	-6		
Team			3	4	7						0								
Totals			21-53	5-12	12-17	9	24	33	21	16	59	14	16	3	3	10	-29		

Technical Fouls: NONE

Shooting By Period	
1 st FG%	11-22 50.0%
3PT%	4-6 66.7%
FT%	4-7 57.1%
2 nd FG%	10-31 32.3%
3PT%	1-6 16.7%
FT%	8-10 80%
GM FG%	21-53 39.6%
3PT%	5-12 41.7%
FT%	12-17 70.6%

Dead Ball Rebounds: 2, 1

UConn - 88

Record: 8-1

NO.	Name	Min	FG		3P		FT		Rebounds		Fouls		TP	AS	TO	ST	Blocks		+/-
			M-A	M-A	M-A	M-A	OR	DR	OR	DR	PF	FD					BS	BA	
5	Isaiah Whaley	F 28:28	4-8	1-3	3-7	4	4	8	1	5	12	0	1	1	2	0	30		
11	Akok Akok	F 21:44	4-7	1-1	1-4	4	2	6	0	3	10	0	0	1	4	1	9		
2	RJ Cole	G 26:58	4-14	0-6	10-11	1	4	5	2	7	18	7	1	4	0	1	26		
24	Jordan Hawkins	G 21:26	5-11	3-5	2-2	2	1	3	3	2	15	2	2	0	0	1	16		
44	Andre Jackson	G 25:43	3-7	0-1	0-0	1	5	6	0	1	16	2	1	0	0	0	0		
0	Jalen Gaffney	17:32	4-9	0-2	2-2	2	3	5	2	3	10	4	1	2	0	0	6		
12	Tyler Polley	22:51	3-9	3-7	0-0	2	1	3	0	0	9	2	0	1	0	0	22		
35	Samson Johnson	20:12	2-5	1-1	0-0	4	2	6	3	0	5	0	0	0	3	1	15		
1	Rahsood Diggs	12:33	1-1	0-0	0-0	0	0	0	0	2	0	3	1	0	1	0	12		
13	Richie Diggs	09:15	0-0	0-0	0-0	2	2	0	0	0	0	0	0	0	0	0	0		
20	Andrew Hurley	00:39	0-0	0-0	0-0	0	0	0	0	0	0	0	0	0	0	0	0		
41	Matt Garry	00:39	0-0	0-0	0-0	0	0	0	0	0	0	0	0	0	0	0	0		
Team			2	2	4						0								
Totals			30-71	10-27	18-26	22	26	48	16	21	88	18	6	9	10	3	29		

Technical Fouls: NONE

Points from		GRAM	UCONN
Biggest lead	2 (1 st 19:25)	32 (2 nd 8:04)	
Best Scoring Run	6 (1 st 13:58)	9 (1 st 14:55)	
Lead Changes	1		
Times Tied	1		
Time with Lead	00:59	38:03	

Points from		GRAM	UCONN
Turnovers		9	23
Paint		30	36
Second Chance		4	19
Fast Breaks		4	12
Bench		15	27

Period by Period Scoring	
1st	20
2nd	19
TOT	39
UCONN	47
GRAM	41
TOT	88

Game #10 - West Virginia 56, UConn 53 Dec. 8, 2021 - West Virginia Coliseum, Morgantown, WVa.



Official Basketball Box Score - Final
Connecticut at West Virginia
12/08/21 WVU Coliseum, Morgantown
2021-22 Men's Basketball

Game Time: 7:00 PM
Game Duration: 2:14
Attendance: 12,045

Officials: Ron Grover, Bert Smith, Jeffrey Anderson

Connecticut - 53

Record: 8-2

NO.	Name	Min	FG		3P		FT		Rebounds		Fouls		TP	AS	TO	ST	Blocks		+/-
			M-A	M-A	M-A	M-A	OR	DR	OR	DR	PF	FD					BS	BA	
5	Isaiah Whaley	F 29:36	7-10	0-2	1-2	2	1	3	4	2	15	0	1	0	1	0	-8		
11	Akok Akok	F 31:20	1-5	0-1	0-0	5	5	10	1	3	2	1	0	0	1	1	7		
2	RJ Cole	G 36:49	6-17	2-8	0-0	1	5	6	2	0	14	3	5	3	0	0	-1		
24	Jordan Hawkins	G 27:52	0-7	0-3	2-3	1	4	5	3	3	2	1	4	2	0	2	-3		
44	Andre Jackson	G 27:09	4-5	1-1	1-2	1	4	5	3	2	10	1	1	2	0	0	-7		
12	Tyler Polley	18:59	1-6	0-4	2-3	3	1	4	4	1	4	1	1	0	0	0	-5		
35	Samson Johnson	07:24	0-1	0-1	0-0	0	1	1	2	1	0	0	1	0	0	0	-2		
0	Jalen Gaffney	20:51	3-5	0-1	0-1	0	1	1	1	1	6	3	1	1	0	0	4		
Team			0	0	0						0								
Totals			22-56	3-21	6-11	13	22	35	20	13	53	10	16	8	2	3	-3		

Technical Fouls: NONE

Shooting By Period	
1 st FG%	11-27 40.7%
3PT%	1-12 8.3%
FT%	4-7 57.1%
2 nd FG%	10-29 34.5%
3PT%	2-9 22.2%
FT%	2-4 50%
GM FG%	22-56 39.3%
3PT%	3-21 14.3%
FT%	6-11 54.5%

Dead Ball Rebounds: 4, 0

West Virginia - 56

Record: 8-1

NO.	Name	Min	FG		3P		FT		Rebounds		Fouls		TP	AS	TO	ST	Blocks		+/-
			M-A	M-A	M-A	M-A	OR	DR	OR	DR	PF	FD					BS	BA	
11	Jalen Bridges	F 23:01	1-3	1-2	0-2	1	3	4	2	2	3	0	0	0	0	0	-1		
13	Isiah Cottrell	F 05:36	1-2	0-0	0-0	1	0	1	2	2	2	1	1	0	1	0	0		
0	Kedrian Johnson	G 19:53	0-0	0-0	1-2	1	0	1	1	1	1	1	1	2	0	0	0		
12	Taz Sherman	G 40:00	8-17	3-6	4-7	2	4	6	1	7	23	3	4	1	1	0	3		
22	Sean McNeal	G 39:30	5-12	2-7	4-6	0	3	3	0	3	16	0	1	0	0	0	2		
3	Gabe Osambwien	19:08	2-5	0-1	2-8	6	1	7	2	5	6	1	0	1	0	1	7		
5	Dimon Carrigan	15:08	0-1	0-0	0-0	1	4	5	0	0	0	0	0	0	0	0	0		
10	Malik Curry	13:28	0-3	0-0	0-0	0	1	1	2	0	0	2	4	1	0	0	1		
1	Pauly Paulicap	19:02	2-4	0-0	1-2	0	3	3	3	2	5	0	1	1	1	1	7		
2	Kobe Johnson	05:14	0-1	0-0	0-0	0	0	0	0	0	0	0	0	0	0	0	0		
Team			0	0	0						0								
Totals			19-48	6-16	12-27	12	19	31	13	20	56	8	12	6	3	2	3		

Technical Fouls: NONE

Points from		UCONN	WVU
Biggest lead	5 (2 nd 10:06)	5 (2 nd 8:27)	
Best Scoring Run	10 (2 nd 10:06)	7 (2 nd 0:17)	
Lead Changes	14		
Times Tied	5		
Time with Lead	14:01	22:02	

Points from		UCONN	WVU
Turnovers		13	10
Paint		34	20
Second Chance		14	13
Fast Breaks		11	1
Bench		10	11

Period by Period Scoring	
1st	29
2nd	24
TOT	53
UCONN	29
WVU	32
TOT	56

Game #11 - UConn 74, St. Bonaventure 64 Dec. 11, 2021 - Prudential Center, Newark, N.J.



Official Basketball Box Score - Final

2021-22 UCONN GAME-BY-GAME BOX SCORES

Game #13 - UConn 78, Marquette 70 Dec. 21, 2021 - Fiserv Forum, Milwaukee, Wis.



Official Basketball Box Score - Final
UConn at Marquette
12/21/21 Fiserv Forum, Milwaukee
2021-22 Men's Basketball

Game Time: 8:00 PM
Game Duration: 2:15
Attendance: 12,569

Officials: Jeff Anderson, Roger Ayers, Tim Coohery

UConn - 78		Record: 10-3 (1-1)										Shooting By Period		
NO. Name	Min	FG M-A	3P M-A	FT M-A	Rebounds OR DR TOT	Fouls PF FD	TP	AS	TO	ST	Blocks BS BA	+/-	1st FG%	2nd FG%
5 Isaiah Whaley	F 30:45	1-3	0-1	2-2	1 5 6	3 1 4	2	2	2	2	1 1 5		1st FG% 18-33 54.5%	3PT% 4-10 40.0%
11 Akok Akok	F 26:08	2-6	2-4	0-0	0 6 6	2 0 6	0	0	0	0	1 3 4		FT% 3-4 75%	2nd FG% 10-23 43.5%
2 RJ Cole	G 32:38	7-12	1-5	5-5	0 2 2	3 4 20	7	2	2	0	0 9		3PT% 2-10 20.0%	GM FG% 28-56 50.0%
4 Tyrese Martin	G 33:24	8-16	1-4	6-8	2 4 6	2 6 25	1	2	0	0	0 5		FT% 13-14 92.9%	FT% 16-18 88.9%
44 Andre Jackson	G 37:19	4-5	1-1	1-1	2 5 7	1 3 10	3	0	3	0	0 6		Dead Ball Rebounds: 1.0	
21 Adama Sanogo	12:28	3-6	0-0	0-0	0 2 2	2 2 6	0	0	3	0	1 0	-1		
12 Tyler Polley	10:32	2-4	1-3	0-0	0 0 0	1 1 5	1	1	0	0	0 0	-1		
24 Jordan Hawkins	09:24	0-3	0-1	0-0	0 0 0	0 0 0	0	1	0	0	0 0	-3		
0 Jalen Gaffney	07:22	0-1	0-1	2-2	0 0 0	3 1 2	1	2	1	0	0 0	-1		
Totals		28-56	6-20	16-18	6 24 30	17 18 78	16	12	8	3	4 8			

Technical Fouls: NONE

Marquette - 70		Record: 9-5 (0-2)										Shooting By Period		
NO. Name	Min	FG M-A	3P M-A	FT M-A	Rebounds OR DR TOT	Fouls PF FD	TP	AS	TO	ST	Blocks BS BA	+/-	1st FG%	2nd FG%
10 Justin Lewis	F 34:26	7-16	0-3	6-8	1 6 7	2 2 6	20	0	2	1	1 1 -1		1st FG% 14-26 53.8%	3PT% 3-8 37.5%
12 Olivier-Maxence Prosper	F 30:08	6-9	1-1	0-0	1 4 5	2 2 13	3	1	1	0	1 -13		FT% 6-9 66.7%	2nd FG% 12-28 42.9%
35 Kur Kuath	F 24:10	4-6	0-0	0-0	0 2 2	0 0 8	0	1	0	2	0 0		3PT% 2-7 28.6%	GM FG% 26-54 48.1%
1 Kam Jones	G 27:38	3-5	2-3	0-0	0 4 4	5 0 8	2	2	1	0	0 7		FT% 7-8 87.5%	FT% 5-15 33.3%
22 Tyler Kolek	G 35:56	2-8	1-3	2-2	1 2 3	1 2 7	8	2	2	0	1 -13		3PT% 13-17 76.5%	Dead Ball Rebounds: 2.0
4 Greg Elliott	19:26	2-5	1-3	0-0	0 1 1	3 1 5	0	1	0	1	0 -10			
5 Steve Mitchell	00:50	0-0	0-0	0-0	0 0 0	1 0 1	0	0	2	0	0 0	-4		
13 Oso Ighodaro	15:12	0-0	0-0	2-2	1 1 2	4 2 2	2	2	2	0	0 -6			
23 David Joplin	12:14	2-5	0-2	3-5	0 2 2	0 4 7	0	0	0	0	0 0			
Totals		26-54	5-15	13-17	6 23 29	18 17 70	15	13	5	4 3 -8				

Technical Fouls: NONE

CON		MAR		Points from		CON		MAR		Period by Period Scoring		
Biggest lead	11 (2 nd 13:10)	5 (1 st 13:22)	Turnovers	11	14	1st	2nd	TOT	CON	35	78	
Best Scoring Run	8 (2 nd 0:53)	7 (1 st 13:22)	Paint	38	42	MAR	37	33	70			
Lead Changes	8		Second Chance	7	8							
Times Tied	2		Fast Breaks	15	17							
Time with Lead	33:35	04:09	Bench	13	14							

Game #14 - Seton Hall 90, UConn 87 (ot) Jan. 8, 2022 - Prudential Center, Newark, N.J.



Official Basketball Box Score - Final
UConn at Seton Hall
01/08/22 Prudential Center, Newark
2021-22 Seton Hall Men's Basketball

Game Time: 12:00 PM
Game Duration: 2:20
Attendance: 10,977

Officials: Mike Roberts, Lamar Simpson, Tim Clougherty

UConn - 87		Record: 10-4 (1-2)										Shooting By Period		
NO. Name	Min	FG M-A	3P M-A	FT M-A	Rebounds OR DR TOT	Fouls PF FD	TP	AS	TO	ST	Blocks BS BA	+/-	1st FG%	2nd FG%
11 Akok Akok	F 18:45	2-4	2-4	0-0	0 0 0	1 0 1	0	6	2	0	0 0 -5		1st FG% 17-31 54.8%	3PT% 6-11 54.5%
21 Adama Sanogo	F 31:50	8-16	0-0	0-0	8 8 16	3 3 18	1	1	1	1 3 0 -4		FT% 1-1 100%	2nd FG% 11-31 35.5%	
2 RJ Cole	G 35:34	4-13	2-4	5-5	1 3 4	5 6 15	4	3	1	0 2 -4		3PT% 6-10 60.0%	3PT% 8-8 100%	
4 Tyrese Martin	G 37:30	5-11	3-4	0-0	1 2 3	3 1 13	3	5	2	1 2 -4		OT FG% 3-4 75.0%	FT% 8-8 100%	
44 Andre Jackson	G 35:44	3-6	2-3	2-2	1 5 6	2 1 10	2	4	1	1 2 -1		OT FG% 3-4 75.0%	3PT% 2-2 100.0%	
5 Isaiah Whaley	22:57	2-3	1-2	0-0	1 2 3	3 0 5	2	0	1	1 0 0 -4		FT% 2-3 66.7%	GM FG% 31-66 47.0%	
0 Jalen Gaffney	10:49	1-2	0-0	2-2	0 0 0	1 1 4	0	1	4	1 0 1 4		3PT% 14-23 60.9%	FT% 11-12 91.7%	
12 Tyler Polley	22:31	4-8	3-5	0-0	2 0 2	1 0 11	0	1	0	1 1 -3		3PT% 3-6 50.0%	Dead Ball Rebounds: 0.0	
24 Jordan Hawkins	09:20	2-3	1-1	0-0	1 1 2	0 0 5	0	0	3	0 0 1 -2				
Totals		31-66	14-23	11-12	18 22 40	19 12 87	18	19	6	7 9 -3				

Technical Fouls: NONE

Seton Hall - 90		Record: 11-3 (2-2)										Shooting By Period		
NO. Name	Min	FG M-A	3P M-A	FT M-A	Rebounds OR DR TOT	Fouls PF FD	TP	AS	TO	ST	Blocks BS BA	+/-	1st FG%	2nd FG%
12 Tray Jackson	F 27:15	4-5	2-3	0-0	1 0 1	2 0 10	0	1	0	0 0 -2			1st FG% 15-29 51.7%	3PT% 4-8 50.0%
14 Jared Rhoden	F 41:09	6-13	1-1	2-2	1 5 6	2 2 15	1	0	1	0 2 1			3PT% 3-3 100%	2nd FG% 12-22 54.5%
21 Ike Obiagu	G 32:34	1-2	0-0	0-0	0 0 0	1 0 1	0	2	0	1 0 6 1 -9		3PT% 2-7 28.6%	FT% 14-17 82.4%	
0 Bryce Aiken	G 32:09	6-13	2-6	8-9	0 2 2	1 7 22	7	2	0	0 0 3		OT FG% 5-8 62.5%	3PT% 0-0 0.0%	
22 Myles Cale	G 28:02	2-5	0-1	3-4	1 3 4	5 2 7	1	2	2	0 1 8		3PT% 3-4 75%	GM FG% 32-59 54.2%	
0 Kadarly Richmond	27:35	10-13	1-3	6-8	0 1 1	0 6 27	1	3	3	0 1 -2		3PT% 6-15 40.0%	FT% 20-24 83.3%	
4 Tyrese Samuel	17:53	3-8	0-1	1-1	4 3 7	0 2 7	0	3	2	3 2 -9		3PT% 0-0 0.0%	Dead Ball Rebounds: 2.0	
15 Jamir Harris	18:23	0-0	0-0	0-0	0 1 1	1 0 0	0	0	1	0 0 7				
Totals		32-59	6-15	20-24	7 18 25	12 19 90	10	12	9	9 7 3				

Technical Fouls: NONE

UCO		SHU		Points from		UCO		SHU		Period by Period Scoring		
Biggest lead	9 (2 nd 16:01)	4 (1 st 07:59)	Turnovers	18	26	1st	2nd	OT1	TOT	UCO	41	87
Best Scoring Run	6 (2 nd 16:01)	7 (2 nd 18:51)	Paint	30	46							
Lead Changes	13		Second Chance	23	8							
Times Tied	9		Fast Breaks	0	7							
Time with Lead	26:04	10:30	Bench	25	34							

Game #15 - UConn 86, St. John's 78 (ot) Jan. 12, 2022 - Gampel Pavilion, Storrs, Conn.



Official Basketball Box Score - Final
St. John's (NY) at UConn
01/12/22 Harry A. Gampel Pavilion, Storrs, Conn.
2021-22 Men's Basketball

Game Time: 8:30 PM
Game Duration: 2:33
Attendance: 6,571

Officials: James Breeding, Ron Groover, Tony Henderson

St. John's (NY) - 78		Record: 9-5 (1-2)										Shooting By Period		
NO. Name	Min	FG M-A	3P M-A	FT M-A	Rebounds OR DR TOT	Fouls PF FD	TP	AS	TO	ST	Blocks BS BA	+/-	1st FG%	2nd FG%
2 Julian Champagne	F 43:52	10-22	4-9	3-3	1 4 5	2 2 27	2	0	2	0 1 -3			1st FG% 12-34 35.3%	3PT% 3-10 30.0%
11 Joel Soriano	F 22:42	3-8	0-0	3-4	1 2 3	5 2 9	1	0	0	1 3 -15			FT% 4-5 80%	2nd FG% 12-33 36.4%
0 Posh Alexander	G 40:14	4-13	0-4	3-4	6 4 10	2 2 11	5	4	2	0 2 -14			3PT% 6-13 46.2%	GM FG% 10-14 71.4%
5 Dylan Addae-Wusou	G 34:09	2-12	1-3	1-2	1 5 6	5 1 6	3	3	1	0 5 1			FT% 10-14 71.4%	OT FG% 3-11 27.3%
23 Montez Mathis	G 32:57	1-5	0-1	2-5	4 3 7	4 3 4	3	4	2	0 1 -8			3PT% 1-2 50.0%	FT% 0-1 0%
1 Aaron Wheeler	25:19	4-11	3-6	2-2	2 5 7	5 1 13	1	2	0	2 1 3			GM FG% 27-78 34.6%	3PT% 10-25 40.0%
4 O'Mar Stanley	14:59	1-2	0-0	0-0	1 1 2	0 1 1	2	0	0	0 0 -2			FT% 14-20 70.0%	Dead Ball Rebounds: 3.0
3 Stef Smith	09:18	2-5	2-2	0-0	1 1 2	3 1 6	1	0	0	1 1 -1				
22 Esahia Nywe	07:24	0-0	0-0	0-0	0 0 0	0 0 0	0	0	0	0 0 -1				
Totals		27-78	10-25	14-20	21 26 47	26 13 78	16	13	7	4 14 -8				

Technical Fouls: NONE

UConn - 86		Record: 11-4 (2-2)										Shooting By Period		
NO. Name	Min	FG M-A	3P M-A	FT M-A	Rebounds OR DR TOT	Fouls PF FD	TP	AS	TO	ST	Blocks BS BA	+/-	1st FG%	2nd FG%
5 Isaiah Whaley	F 36:16	2-3	0-1	1-2	0 3 3	2 3 5	2	1	3	5 0 2 8			1st FG% 14-31 45.2%	3PT% 5-12 41.7%
21 Adama Sanogo	F 40:02	10-17	0-0	6-11	5 13 18	2 10 26	2	3	0	6 2 5			FT% 3-5 60%	2nd FG% 12-27 44.4%
2 RJ Cole	G 37:46	6-15	3-8	4-4	1 3 4	3 7 19	8	2	0	0 1 11			3PT% 4-9 44.4%	FT% 7-7 100%
4 Tyrese Martin	G 35:00	4-10	1-2	2-4	0 4 4	3 2 11	2	1	0	2 1 11			OT FG% 4-5 80.0%	GM FG% 30-63 47.6%
44 Andre Jackson	G 34:38	3-5	1-2	4-5	2 3 5	1 4 11	2	4	1	0 0 -12			FT% 9-22 40.9%	FT% 17-26 65.4%
0 Jalen Gaffney	07:14	1-3	0-0	0-0	0 1 1	0 0 2	1	2	0	1 0 -3			Dead Ball Rebounds: 3.1	
12 Tyler Polley	14:47	3-4	3-4	0-0	0 0 0	0 0 9	0	0	1	0 0 -2				

2021-22 UCONN GAME-BY-GAME BOX SCORES

Game #17 - UConn 75, Butler 56

Jan. 20, 2022 - Hinkle Fieldhouse, Indianapolis, Ind.



Official Basketball Box Score - Final
UConn at Butler
 01/20/22 Hinkle Fieldhouse, Indianapolis, Ind.
 2021-22 Men's Basketball

Game Time: 9:00 PM
 Game Duration: 2:03
 Attendance: 6,797

Officials: Pat Driscoll, Doug Shoss, Joe Lindray

NO. Name	Min	FG		3P		FT		Rebounds		Fouls		TP	AS	TO	ST	Blocks		+/-	Shooting By Period		
		M-A	M-A	M-A	M-A	OR	DR	OR	DR	PF	FF					1st FG%	2nd FG%		3rd FG%		
5 Isaiah Whaley	F 22:14	5-8	0-2	1-1	6-4	10-4	1-1	0-0	1-0	1-0	0-0	1-0	0	1	0	0	16	1st FG% 10-35 28.6%	3PT% 2-11 18.2%	FT% 2-2 100%	
21 Adama Sanogo	F 32:07	5-9	0-0	5-5	2-7	9-9	2-5	15-11	3-0	0-3	1-21	3	0	0	1	21	2nd FG% 18-27 66.7%	3PT% 5-9 55.6%	FT% 10-10 100%		
2 RJ Cole	G 33:53	2-8	0-2	0-0	0-0	0-0	4-2	2-4	3-1	0-0	0-8	0	0	0	0	8	3PT% 5-9 55.6%	FT% 10-10 100%	GM FG% 29.62 45.2%		
4 Tyrese Martin	G 37:00	11-17	4-7	1-1	1-5	6-6	1-2	27-27	3-2	2-0	0-18	0	0	0	0	18	3PT% 7-20 35.0%	FT% 12-12 100.0%	Dead Ball Rebounds: 3, 0		
44 Andre Jackson	G 23:00	2-7	1-1	1-1	1-6	7-7	5-3	6-6	5-4	1-0	0-21	0	0	0	0	21	3PT% 7-20 35.0%	FT% 12-12 100.0%			
11 Akok Akok	G 03:14	0-1	0-0	0-0	0-0	0-0	0-0	0-0	0-0	0-0	0-5	0	0	0	0	5					
24 Jordan Hawkins	G 07:04	0-2	0-0	0-0	0-1	1-2	0-0	1-0	0-0	0-0	0-10	0	0	0	0	10					
12 Tyler Polley	G 24:05	2-6	2-6	0-0	0-1	1-1	1-0	6-6	0-0	0-0	0-7	0	0	0	0	7					
0 Jalen Gaffney	G 17:23	1-4	0-1	4-4	0-3	3-3	0-2	6-6	2-0	1-1	0-19	0	0	0	0	19					
Team																					
Totals		28-62	7-20	12-12	11-28	39-39	20-15	75-73	13-13	4-5	1-19										

Technical Fouls: NONE

NO. Name	Min	FG		3P		FT		Rebounds		Fouls		TP	AS	TO	ST	Blocks		+/-	Shooting By Period		
		M-A	M-A	M-A	M-A	OR	DR	OR	DR	PF	FF					1st FG%	2nd FG%		3rd FG%		
10 Bryce Nze	F 28:22	3-7	0-1	1-2	2-5	7-7	1-1	7-7	1-2	1-0	1-19	0	2	1	0	0	19	1st FG% 11-28 39.3%	3PT% 3-12 25.0%	FT% 3-6 50%	
33 Bryce Golden	F 29:43	3-8	1-4	1-2	0-2	2-2	4-1	8-8	0-2	0-0	1-18	0	0	0	0	18	2nd FG% 8-22 36.4%	3PT% 1-7 14.3%	FT% 1-16 6.8%		
2 Aaron Thompson	G 34:50	5-8	0-0	0-2	0-3	3-3	1-4	10-5	5-1	2-0	1-17	0	0	0	0	17	3PT% 1-7 14.3%	FT% 1-16 6.8%	GM FG% 19.50 38.0%		
13 Jayden Taylor	G 18:48	1-3	0-0	0-0	1-1	2-3	0-0	3-0	3-1	1-0	1-26	0	0	0	0	26	3PT% 4-19 21.1%	FT% 14-22 63.6%	Dead Ball Rebounds: 3, 3		
52 Jair Bolden	G 05:31	0-0	0-0	0-0	0-0	0-0	0-0	0-0	0-0	0-0	0-10	0	0	0	0	10					
1 Bo Hodges	21:42	1-4	0-1	2-5	1-3	4-4	2-3	4-1	1-1	0-10	8	0	0	0	0	8					
41 Simas Lukosius	31:54	2-8	1-5	4-4	0-0	0-0	1-3	9-9	1-1	2-0	0-3	0	0	0	0	3					
3 Chuck Harris	25:40	4-10	2-6	6-7	1-2	3-3	2-7	16-0	0-0	1-0	1-5	0	0	0	0	5					
4 Ty Groce	03:30	0-2	0-2	0-0	0-0	0-0	1-1	1-0	0-0	0-0	0-5	0	0	0	0	5					
Team																					
Totals		19-50	4-19	14-22	8-17	25-25	15-20	56-58	12-7	1-5	1-19										

Technical Fouls: NONE

UConn		Butler		Points from Turnovers	UConn	Butler	Period by Period Scoring		
19 (2 nd 0:41)	6 (1 st 4:28)	11 (2 nd 15:50)	8 (1 st 4:28)				1st	2nd	TOT
Best Scoring Run	11 (2 nd 15:50)	8 (1 st 4:28)	Paint	34	30	UConn	24	51	75
Lead Changes	6	Second Chance	13	10	Butler	28	28	56	
Times Tied	4	Fast Breaks	9	2					
Time with Lead	23:51	12:38	Bench	12	29				

Game #18 - UConn 96, Georgetown 73

Jan. 25, 2022 - Gampel Pavilion, Storrs, Conn.



Official Basketball Box Score - Final
Georgetown at UConn
 01/25/22 Harry A. Gampel Pavilion, Storrs, Conn.
 2021-22 Men's Basketball

Game Time: 8:30 PM
 Game Duration: 2:04
 Attendance: 7,429

Officials: John Gathney, Lamar Simpson, Tony Chiazza

NO. Name	Min	FG		3P		FT		Rebounds		Fouls		TP	AS	TO	ST	Blocks		+/-	Shooting By Period		
		M-A	M-A	M-A	M-A	OR	DR	OR	DR	PF	FF					1st FG%	2nd FG%		3rd FG%		
23 Collin Holloway	F 30:59	3-9	2-3	3-4	2-2	4-4	2-2	11-11	2-2	0-0	1-23	0	1	2	0	0	23	1st FG% 16-30 53.3%	3PT% 8-13 61.5%	FT% 0-0 0%	
5 Timothy Ighoefe	C 15:00	3-4	0-0	1-2	2-3	5-5	4-4	7-7	0-0	0-0	0-4	0	0	0	0	0	4	2nd FG% 11-30 36.7%	3PT% 0-0 0%	FT% 0-0 0%	
0 Aminu Mohammed	G 29:49	6-11	3-4	0-0	3-4	7-7	0-1	15-3	3-1	1-0	2-13	0	0	0	0	13	3PT% 11-30 36.7%	FT% 0-0 0%	FT% 0-0 0%		
2 Dante Harris	G 31:19	3-9	1-5	0-1	0-0	0-0	0-4	7-1	3-0	0-0	0-28	0	0	0	0	28	3PT% 3-8 37.5%	FT% 8-12 66.7%	GM FG% 27.60 45.0%		
13 Donald Carey	G 20:33	4-8	2-4	0-0	0-0	0-0	2-0	10-2	4-0	0-0	0-4	0	0	0	0	4	3PT% 11-21 52.4%	FT% 8-12 66.7%	Dead Ball Rebounds: 3, 0		
21 Ryan Mutombo	21:25	2-7	0-0	2-2	3-3	6-6	3-2	6-0	0-0	0-0	2-15	0	0	0	0	15					
11 Kaiden Rice	16:21	3-7	3-5	0-0	0-1	1-1	0-0	9-0	0-0	1-0	0-4	0	0	0	0	4					
3 Tyler Beard	10:54	1-2	0-0	2-3	0-0	0-0	0-2	4-3	0-0	0-0	0-4	0	0	0	0	4					
4 Jalin Billingsley	01:52	1-1	0-0	0-0	0-0	0-0	0-0	2-0	0-0	0-0	0-1	0	0	0	0	1					
32 Malcolm Wilson	01:58	0-0	0-0	0-0	0-0	0-0	0-0	0-0	0-0	0-0	0-0	0	0	0	0	0					
12 Kobe Clark	06:51	0-1	0-0	0-0	0-0	0-0	0-1	1-0	0-0	1-0	1-1	0	0	0	0	1					
10 Chuma Azinge	02:59	1-1	0-0	0-0	0-0	0-0	0-0	2-0	0-0	1-0	0-6	0	0	0	0	6					
Team																					
Totals		27-60	11-21	8-12	12-16	28-28	16-15	73-73	11-11	6-1	6-23										

Technical Fouls: NONE

NO. Name	Min	FG		3P		FT		Rebounds		Fouls		TP	AS	TO	ST	Blocks		+/-	Shooting By Period		
		M-A	M-A	M-A	M-A	OR	DR	OR	DR	PF	FF					1st FG%	2nd FG%		3rd FG%		
5 Isaiah Whaley	F 26:54	7-12	0-1	1-1	6-1	7-7	3-1	15-0	0-1	1-0	0-19	0	1	1	0	0	19	1st FG% 19-34 55.9%	3PT% 5-12 41.7%	FT% 9-12 75%	
21 Adama Sanogo	F 22:42	8-14	0-0	3-4	4-4	8-8	3-4	19-0	0-0	2-2	0-16	0	0	0	0	0	16	2nd FG% 15-34 44.1%	3PT% 5-12 41.7%	FT% 9-11 81.8%	
2 RJ Cole	G 28:26	5-12	2-5	2-2	1-5	6-6	1-1	14-7	2-2	0-0	0-22	0	0	0	0	0	22	3PT% 5-12 41.7%	FT% 9-11 81.8%	GM FG% 34.68 50.0%	
4 Tyrese Martin	G 29:43	4-9	2-4	3-4	3-5	8-8	0-0	13-2	2-0	0-0	0-30	0	0	0	0	0	30	3PT% 10-24 41.7%	FT% 18-23 78.3%	Dead Ball Rebounds: 4, 1	
44 Andre Jackson	G 27:55	2-5	0-2	1-2	0-3	1-1	2-5	5-0	1-0	1-0	0-20	0	0	0	0	0	20				
11 Akok Akok	14:04	2-2	1-1	0-0	1-0	1-1	2-1	5-0	0-0	0-0	1-1	0	0	0	0	1	1				
24 Jordan Hawkins	13:10	4-7	4-7	3-3	0-0	0-0	0-2	15-2	0-0	1-0	0-10	0	0	0	0	0	10				
0 Jalen Gaffney	08:50	0-1	0-0	0-0	1-0	1-1	4-1	4-0	0-0	0-0	0-8	0	0	0	0	0	8				
12 Tyler Polley	16:39	1-3	1-3	5-5	0-0	0-0	0-2	8-0	0-0	1-0	0-15	0	0	0	0	0	15				
35 Samson Johnson	03:48	1-1	0-0	0-0	0-0	0-0	0-0	2-0	0-0	0-0	0-6	0	0	0	0	0	6				
1 Rahsod Diggs	02:59	0-0	0-0	0-0	0-0	0-0	0-0	0-0	0-0	0-0	0-6	0	0	0	0	0	6				
13 Richie Springs	02:59	0-1	0-0	0-0	0-0	0-0	0-0	0-0	0-0	0-0	0-6	0	0	0	0	0	6				
20 Andrew Hurley	01:51	0-1	0-1	0-0	0-1	1-1	0-0	0-0	0-0	0-0	0-8	0	0	0	0	0	8				
Team																					
Totals		34-68	10-24	18-23	19-21	40-40	15-16	96-91	21-7	5-6	1-23										

Technical Fouls: NONE

GEORG		UCONN		Points from Turnovers	GEORG	UCONN	Period by Period Scoring		
0 (1 st 20:00)	32 (2 nd 2:42)	28	16				1st	2nd	TOT

2021-22 UCONN GAME-BY-GAME BOX SCORES

Game #21 - Villanova 85, UConn 74
Feb. 5, 2022 - Wells Fargo Center, Philadelphia, Pa.



Official Basketball Box Score - Final
UConn at Villanova
02/05/22 Wells Fargo Center, Philadelphia
2021-22 Men's Basketball

Game Time: 12:00 PM
Game Duration: 2:12
Attendance: 19,796

Officials: Jeffery Anderson, James Breeding, Tony Chiazza

UConn - 74		Record: 15-6 (6-4)										
NO. Name	Min	FG M-A	3P M-A	FT M-A	Rebounds OR DR TOT	Fouls PF FD	TP	AS	TO	ST	Blocks BS BA	+/-
5 Isaiah Whaley	F 24:17	3-3	0-0	0-0	2 3 5	4 0	6	1	0	1	0	2
21 Adama Sanogo	F 26:48	7-9	0-0	1-1	2 0 2	4 5	14	1	3	1	2	-3
2 RJ Cole	G 36:31	7-13	2-4	9-9	1 1 2	2 5	25	4	5	2	0	-4
4 Tyrese Martin	G 38:15	5-9	2-3	2-2	0 3 3	4 2	14	3	3	1	0	-7
44 Andre Jackson	G 26:07	0-6	0-4	1-2	0 3 3	2 2	1	2	2	0	0	-17
12 Tyler Polley	F 17:07	1-5	1-3	0-0	0 0 0	1 0	3	0	0	2	0	-15
35 Samson Johnson	G 04:20	0-0	0-0	0-0	1 0 1	1 0	0	0	0	0	0	-5
24 Jordan Hawkins	16:56	3-5	3-4	0-0	0 2 2	2 0	9	2	2	0	0	6
0 Jalen Gaffney	09:39	0-2	0-2	2-2	0 1 1	0 1	2	1	2	0	0	-12
Team					1 0 1	0	0	0	0	0	0	
Totals		26-52	8-20	14-16	7 13 20	21 15	74	14	15	9	3	2 -11

Technical Fouls: Coach 2nd 09:53 Cole 2nd 06:51

Villanova - 85		Record: 17-6 (10-3)										
NO. Name	Min	FG M-A	3P M-A	FT M-A	Rebounds OR DR TOT	Fouls PF FD	TP	AS	TO	ST	Blocks BS BA	+/-
3 Brandon Slater	F 29:44	4-7	1-1	2-2	0 0 0	4 4	11	1	2	2	0	0 4
23 Jermaine Samuels	F 35:43	2-5	0-1	2-3	0 7 7	1 5	6	5	0	2	0	0 12
43 Eric Dixon	F 33:28	10-15	0-1	4-4	5 7 12	3 3	24	4	2	1	1	2 5
2 Collin Gillespie	G 27:10	6-13	4-7	3-3	0 3 3	0 2	19	1	1	0	0	0 10
14 Caleb Daniels	G 35:28	5-7	0-0	6-6	0 0 0	3 3	16	1	2	3	1	1 14
15 Jordan Longino	06:42	0-0	0-0	0-0	0 0 0	1 0	0	0	2	0	0	0 2
4 Chris Arcidiacono	25:51	2-2	1-1	4-4	0 2 2	3 2	9	1	4	2	0	0 13
1 Bryan Antoline	05:54	0-0	0-0	0-0	0 0 0	1 0	0	0	0	0	0	0 -5
Team					3 1 4	0	0	1	0	0	0	
Totals		29-49	6-11	21-22	8 20 28	16 19	85	13	14	10	2	3 11

Technical Fouls: Daniels 2nd 06:51

UCONN	NOVA
Biggest lead	5 (1 st 17:38) 23 (2 nd 9:34)
Best Scoring Run	9 (2 nd 6:54) 12 (2 nd 12:38)
Lead Changes	3
Times Tied	1
Time with Lead	03:32 35:06

Points from	UCONN	NOVA
Turnovers	15	22
Paint	30	46
Second Chance	6	11
Fast Breaks	16	17
Bench	14	9

Period by Period Scoring	UCONN	NOVA
1st	29	45
2nd	45	74
TOT	74	85

Game #22 - UConn 80, Marquette 72
Feb. 8, 2022 - XL Center, Hartford, Conn.



Official Basketball Box Score - Final
Marquette at UConn
02/08/22 XL Center, Hartford, Conn.
2021-22 Men's Basketball

Game Time: 6:30 PM
Game Duration: 2:12
Attendance: 12,188

Officials: John Gaffney, Jeff Clark, Nathan Farrell

Marquette - 72		Record: 16-8 (8-5)										
NO. Name	Min	FG M-A	3P M-A	FT M-A	Rebounds OR DR TOT	Fouls PF FD	TP	AS	TO	ST	Blocks BS BA	+/-
10 Justin Lewis	F 36:36	7-14	2-6	1-3	2 7 9	4 5	17	3	2	0	0	1 3
12 Olivier-Maxence Prosper	F 30:42	7-8	1-1	3-3	2 3 5	3 2	18	0	2	1	0	-11
35 Kur Kush	F 17:27	1-1	0-0	1-2	1 0 1	2 1	3	1	1	0	2	-6
22 Tyler Kolek	G 25:36	1-7	0-2	0-0	0 0 0	1 0	2	4	1	1	0	2 -4
32 Darryl Morsell	G 29:36	3-12	2-6	1-4	0 3 3	1 5	9	3	0	6	0	-11
5 Greg Elliott	24:15	5-11	3-6	4-4	1 1 2	2 2	17	1	0	0	0	2
13 Oso Ighodaro	13:38	0-5	0-0	3-4	1 1 2	5 2	3	1	0	0	1	-2
1 Kam Jones	14:51	1-4	1-3	0-0	0 0 0	1 1	3	0	0	3	0	-8
4 Steve Mitchell	02:43	0-0	0-0	0-0	0 0 0	0 0	0	0	0	0	0	1
23 David Joplin	04:36	0-0	0-0	0-0	0 0 0	0 0	0	0	0	0	1	-4
Team					3 2 5	0	0	0	0	0	0	
Totals		25-62	9-24	13-20	10 17 27	19 18	72	13	6	11	4	5 -8

Technical Fouls: NONE

UConn - 80		Record: 16-6 (7-4)										
NO. Name	Min	FG M-A	3P M-A	FT M-A	Rebounds OR DR TOT	Fouls PF FD	TP	AS	TO	ST	Blocks BS BA	+/-
5 Isaiah Whaley	F 22:25	1-2	0-0	4-4	1 0 1	4 3	6	0	0	2	0	0 0
21 Adama Sanogo	F 35:16	9-18	0-0	6-8	5 10 15	2 6	24	1	6	2	1	1 9
2 RJ Cole	G 34:39	3-11	1-5	2-2	0 2 2	3 3	9	5	1	1	0	2 1
4 Tyrese Martin	G 33:26	7-12	1-3	3-3	5 10 15	2 4	18	3	2	0	0	0 11
44 Andre Jackson	G 32:57	2-5	0-0	3-4	1 4 5	4 2	7	2	2	0	1	0 11
12 Tyler Polley	17:38	2-2	2-2	2-2	0 1 1	1 1	8	0	0	0	0	0 5
24 Jordan Hawkins	19:52	3-6	2-4	0-0	0 1 1	1 0	8	0	1	1	1	0
0 Jalen Gaffney	03:47	0-1	0-0	0-0	1 2 3	1 0	0	1	2	0	0	0 3
Team					1 2 3	0	0	0	0	0	0	
Totals		27-57	6-14	20-23	14 32 46	18 19	80	12	14	5	5	4 8

Technical Fouls: NONE

MARQ	UCONN
Biggest lead	2 (1 st 19:45) 14 (1 st 4:52)
Best Scoring Run	8 (2 nd 11:56) 10 (2 nd 7:39)
Lead Changes	5
Times Tied	5
Time with Lead	03:21 33:55

Points from	MARQ	UCONN
Turnovers	13	6
Paint	32	36
Second Chance	11	20
Fast Breaks	17	26
Bench	23	16

Period by Period Scoring	MARQ	UCONN
1st	36	36
2nd	36	72
TOT	72	80

Game #23 - Xavier 74, UConn 68
Feb. 11, 2022 - Cintas Center, Cincinnati, Ohio



Official Basketball Box Score - Final
UConn at Xavier
02/11/22 Cintas Center, Cincinnati
2021-22 Men's Basketball

Game Time: 7:00 PM
Game Duration: 2:17
Attendance: 10,388

Officials: Doug Shows, Paul Szlez, Waly Rutecki

UConn - 68		Record: 16-7 (7-5)										
NO. Name	Min	FG M-A	3P M-A	FT M-A	Rebounds OR DR TOT	Fouls PF FD	TP	AS	TO	ST	Blocks BS BA	+/-
5 Isaiah Whaley	F 37:33	1-6	0-3	0-0	2 4 6	3 0	2	3	1	2	2	0 -12
21 Adama Sanogo	F 24:43	3-6	0-0	5-6	1 5 6	4 3	11	1	2	1	0	-14
2 RJ Cole	G 28:32	8-17	3-6	3-4	0 3 3	4 2	22	3	2	0	0	-1
4 Tyrese Martin	G 39:33	5-14	2-5	6-7	1 3 4	2 5	18	1	1	1	0	-6
44 Andre Jackson	G 24:20	2-5	1-2	0-0	1 2 3	5 1	5	1	1	4	1	0 3
24 Jordan Hawkins	18:26	1-5	1-4	0-0	0 4 4	2 2	3	1	0	0	1	0 -4
12 Tyler Polley	13:21	0-4	0-3	0-0	1 0 1	0 0	0	0	0	1	0	-2
0 Jalen Gaffney	13:32	3-3	1-1	0-2	0 1 1	3 2	7	1	1	0	0	-4
Team					2 1 3	0	0	0	0	0	0	
Totals		23-60	8-24	14-19	12 19 31	24 15	68	11	8	9	4	7 -6

Technical Fouls: Coach 2nd 03:49 Jackson 2nd 01:12

Xavier - 74		Record: 17-7 (7-6)										
NO. Name	Min	FG M-A	3P M-A	FT M-A	Rebounds OR DR TOT	Fouls PF FD	TP	AS	TO	ST	Blocks BS BA	+/-
24 Jack Nunge	F 35:08	6-11	2-6	8-10	1 8 9	3 8	22	1	0	2	1	0 3
32 Zach Freemantle	F 35:21	5-9	0-0	2-3	2 7 9	1 12	11	2	1	0	2	1 10
1 Paul Scruggs	G 29:51	4-8	0-1	1-4	1 2 3	3 4	9	2	4	1	3	0 1
3 Colby Jones	G 35:53	2-7	0-2	4-5	1 4 5	3 4	8	6	2	1	0	2 2
10 Nate Johnson	G 32:54	4-8	2-4	2-2	1 2 3	1 3	12	0	1	1	0	0 9
11 Dwon Odom	19:50	4-8	0-0	0-0	0 1 1	3 0	8	2	1	0	0	1 6
21 Jerome Hunter	09:53	1-2	0-1	1-2	0 1 1	1 1	3	1	0	0	1	-1
4 Cesare Edwards	01:10	0-0	0-0	0-0	0 0 0	0 0	0	0	0	0	0	0
Team					3 1 4	0	0	0	0	0	0	
Totals		26-53	4-14	18-26	9 26 35	15 22	74	13	10	5	7	4 6

Technical Fouls: NONE

UCONN	XAVIER
Biggest lead	5 (1 st 7:36) 10 (2 nd 13:32)
Best Scoring Run	6 (2 nd 12:40) 7 (2 nd 19:46)
Lead Changes	3
Times Tied	9
Time with Lead	10:28 22:13

Points from	UCONN	XAVIER
Turnovers	14	4
Paint	24	36
Second Chance	17	9
Fast Breaks	4	8
Bench	10	11

Period by Period Scoring	UCONN	XAVIER
1st	31	37
2nd	37	68
TOT	68	74

Game #24 - UConn 63, St. John's 60
Feb. 13, 2022 - Madison Square Garden, New York, N.Y.



Official Basketball Box Score - Final
UConn at St. John's (NY)
02/13/22 Madison Square Garden, New York, N.Y.
2021-22 Men's Basketball

Game Time: 12:00 PM
Game Duration: 2:07
Attendance: 6,567

Officials: Pat Driscoll, Mike Roberts, Lamar Simpsom

UConn - 63		Record									
------------	--	--------	--	--	--	--	--	--	--	--	--

2021-22 UCONN GAME-BY-GAME BOX SCORES

Game #25 - UConn 70, Seton Hall 65 Feb. 16, 2022 - Gampel Pavilion, Storrs, Conn.

		Official Basketball Box Score - Final		Game Time: 8:30 PM										
Seton Hall at UConn		02/16/22 Harry A. Gampel Pavilion, Storrs, Conn.		Game Duration: 2:02										
2021-22 Men's Basketball		Officials: John Gaffney, Brian O'Connell, Earl Walton		Attendance: 10,167										
Seton Hall - 65		Record: 15-9 (6-8)		Technical Fouls: NONE										
NO. Name	Min	FG M-A	3P M-A	FT M-A	Rebounds OR DR TOT	Fouls PF FD	TP	AS	TO	ST	Blocks BS BA +/-	Shooting By Period		
2 Tray Jackson	F 15:21	1-4	0-1	0-0	0 1 1	0 1	2	0	1	1	0	-2	1st FG% 11-29 37.9%	
14 Jared Rhoden	F 34:21	6-13	2-4	0-0	0 5 5	4 0	14	1	3	1	1	0	3PT% 4-11 36.4%	
21 Ike Obiagu	C 19:32	2-4	0-0	1-1	1 0 1	3 1	5	0	0	0	2	0	FT% 1-1 100%	
0 Kadary Richmond	G 31:03	6-13	1-4	0-0	0 1 1	4 2	13	4	1	0	0	3	2nd FG% 15-32 46.9%	
22 Myles Cale	G 35:39	4-7	3-4	0-0	2 2 4	1 1	11	2	1	1	0	0	3PT% 5-12 41.7%	
10 Alexis Yetna	24:39	1-4	0-3	1-2	3 5 8	1 1	3	1	3	1	0	0	FT% 3-5 60%	
15 Jamir Harris	19:34	5-8	3-5	2-3	0 1 1	4 1	15	1	1	1	0	0	GM FG% 26-61 42.6%	
4 Tyrese Samuel	19:51	1-8	0-2	0-0	3 5 8	0 2	2	0	0	0	2	-8	3PT% 9-23 39.1%	
Team					1 1 2	0	0	0	0	0	2	-8	FT% 4-6 66.7%	
Totals		26-61	9-23	4-6	10 21 31	20 9	65	9	10	5	3	6	-5	Dead Ball Rebounds: 2, 0

		Official Basketball Box Score - Final		Game Time: 12:00 PM										
Xavier at UConn		02/19/22 Harry A. Gampel Pavilion, Storrs, Conn.		Game Duration: 2:06										
2021-22 Men's Basketball		Officials: Mike Roberts, Matt Potter, Tony Chiazza		Attendance: 10,167										
Xavier - 61		Record: 17-9 (7-8)		Technical Fouls: NONE										
NO. Name	Min	FG M-A	3P M-A	FT M-A	Rebounds OR DR TOT	Fouls PF FD	TP	AS	TO	ST	Blocks BS BA +/-	Shooting By Period		
24 Jack Nunge	F 32:17	4-11	1-2	2-2	0 7 7	4 1	11	1	1	2	1	2	3	1st FG% 9-25 36.0%
32 Zach Freemantle	F 34:10	5-15	0-5	1-2	2 8 10	4 1	11	0	1	3	0	0	10	3PT% 3-9 33.3%
1 Paul Scruggs	G 32:14	1-7	0-3	1-2	0 2 2	0 3	3	1	4	3	0	0	10	FT% 6-8 75%
3 Colby Jones	G 40:00	5-8	1-2	0-0	3 2 5	3 2	11	2	0	3	1	2	11	2nd FG% 14-35 40.0%
11 Dwon Odom	G 23:23	2-6	0-0	4-4	0 0 0	4 3	8	1	0	3	1	1	10	3PT% 2-8 25.0%
4 Cesare Edwards	G 02:33	0-1	0-1	0-0	0 0 0	0 0	0	0	0	1	1	0	4	FT% 4-4 100%
5 Adam Kunkel	24:23	6-10	3-4	0-0	0 0 0	1 0	15	2	2	0	0	1	22	GM FG% 23-60 38.3%
21 Jerome Hunter	10:50	0-2	0-0	2-2	1 0 1	3 1	2	0	0	0	0	0	11	3PT% 5-17 29.4%
22 Dionte Miles	00:10	0-0	0-0	0-0	0 0 0	0 0	0	0	0	0	0	0	0	FT% 10-12 83.3%
Team					1 0 1	0	0	0	0	0	0	0	0	Dead Ball Rebounds: 1, 1
Totals		23-60	5-17	10-12	7 19 26	19 11	61	7	8	15	3	6	-11	

		Official Basketball Box Score - Final		Game Time: 8:00 PM										
UConn - 70		Record: 16-7 (9-5)		Game Duration: 2:08										
02/22/22 XL Center, Hartford, Conn.		Officials: James Breeding, Ron Groover, Nathan Farrell		Attendance: 15,564										
2021-22 Men's Basketball		Officials: James Breeding, Ron Groover, Nathan Farrell		Attendance: 15,564										
UConn - 70		Record: 16-7 (9-5)		Technical Fouls: NONE										
NO. Name	Min	FG M-A	3P M-A	FT M-A	Rebounds OR DR TOT	Fouls PF FD	TP	AS	TO	ST	Blocks BS BA +/-	Shooting By Period		
5 Isaiah Whaley	F 34:35	3-9	1-3	0-0	0 2 2	3 1	7	2	0	1	1	1	6	1st FG% 10-30 33.3%
21 Adama Sanogo	F 33:58	9-17	0-0	2-5	7 9 16	1 3	20	2	2	0	3	0	7	3PT% 1-10 10.0%
2 RJ Cole	G 34:34	7-12	1-4	1-4	1 2 3	2 7	16	3	3	0	0	1	6	FT% 7-11 63.6%
4 Tyrese Martin	G 36:03	5-13	1-5	5-6	3 7 10	1 6	16	1	1	0	1	1	5	2nd FG% 17-30 56.7%
44 Andre Jackson	G 29:55	2-3	0-1	0-1	2 2 4	1 1	4	6	2	0	1	0	6	3PT% 3-8 37.5%
24 Jordan Hawkins	13:21	1-3	1-3	2-2	1 2 3	0 1	5	0	0	0	0	0	0	FT% 5-9 55.6%
12 Tyler Polley	12:08	0-2	0-1	2-2	0 0 0	1 2	2	0	0	1	0	0	4	GM FG% 27-60 45.0%
0 Jalen Gaffney	05:26	0-1	0-1	0-0	0 0 0	1 0	0	1	0	0	0	-1	3PT% 4-8 22.2%	
Team					3 0 3	0	0	1	0	0	0	0	0	FT% 12-20 60.0%
Totals		27-60	4-18	12-20	17 24 41	9 20	70	15	9	2	6	3	5	Dead Ball Rebounds: 3, 1

		Official Basketball Box Score - Final		Game Time: 12:00 PM										
UConn at Georgetown		02/27/22 Capital One Arena, Washington		Game Duration: 2:07										
2021-22 Men's Basketball		Officials: Pat Driscoll, Brian O'Connell, Earl Walton		Attendance: 7,114										
UConn - 86		Record: 21-7 (12-5)		Technical Fouls: NONE										
NO. Name	Min	FG M-A	3P M-A	FT M-A	Rebounds OR DR TOT	Fouls PF FD	TP	AS	TO	ST	Blocks BS BA +/-	Shooting By Period		
5 Isaiah Whaley	F 26:26	5-8	2-3	2-2	2 2 4	2 1	14	1	2	1	1	0	12	1st FG% 15-29 51.7%
21 Adama Sanogo	F 18:29	3-5	0-0	0-0	1 1 2	5 1	6	2	5	1	1	1	3	3PT% 1-11 45.5%
2 RJ Cole	G 33:40	7-12	4-6	0-0	1 1 2	3 4	18	2	1	0	0	0	15	FT% 6-8 75%
4 Tyrese Martin	G 36:15	4-9	1-2	0-1	4 10 14	3 2	9	4	2	0	2	11	2nd FG% 15-24 62.5%	
44 Andre Jackson	G 23:22	4-4	1-1	0-1	0 4 4	5 1	9	6	0	2	0	13	3PT% 6-9 66.7%	
12 Tyler Polley	24:18	3-7	1-3	4-4	1 1 2	3 9	11	2	0	1	0	5	FT% 9-11 81.8%	
24 Jordan Hawkins	20:59	3-6	1-3	4-5	0 0 0	1 3	11	1	0	0	0	0	16	GM FG% 30-53 56.6%
11 Akod Akok	05:29	0-0	0-0	0-0	1 0 1	1 0	0	0	0	0	0	0	7	3PT% 11-20 55.0%
0 Jalen Gaffney	08:56	1-2	1-2	5-6	1 2 3	1 3	8	1	1	0	0	0	8	FT% 15-19 78.9%
1 Rahnsool Diggins	01:03	0-0	0-0	0-0	0 0 0	0 0	0	0	2	0	0	0	0	Dead Ball Rebounds: 1, 0
5 Samson Johnson	01:03	0-0	0-0	0-0	0 0 0	1 0	0	1	0	0	0	0	8	
Team					0 3 3	0	0	0	0	0	0	0	0	
Totals		30-53	11-20	15-19	11 24 35	25 18	86	18	16	2	5	3	9	

		Official Basketball Box Score - Final		Game Time: 12:00 PM										
UConn - 71		Record: 20-7 (11-5)		Game Duration: 2:07										
02/22/22 XL Center, Hartford, Conn.		Officials: James Breeding, Ron Groover, Nathan Farrell		Attendance: 15,564										
2021-22 Men's Basketball		Officials: James Breeding, Ron Groover, Nathan Farrell		Attendance: 15,564										
UConn - 71		Record: 20-7 (11-5)		Technical Fouls: Moore 1, 3; O1										
NO. Name	Min	FG M-A	3P M-A	FT M-A	Rebounds OR DR TOT	Fouls PF FD	TP	AS	TO	ST	Blocks BS BA +/-	Shooting By Period		
5 Isaiah Whaley	F 29:51	4-5	1-2	4-4	3 1 4	0 3	13	0	4	0	1	0	-3	1st FG% 14-32 43.8%
21 Adama Sanogo	F 33:40	8-14	0-0	4-5	2 4 6	4 8	20	3	0	1	2	0	5	3PT% 5-15 33.3%
2 RJ Cole	G 34:56	5-10	2-4	0-0	1 1 2	2 12	2	2	1	0	0	0	0	FT% 0-1 0%
4 Tyrese Martin	G 35:20	3-11	3-7	0-0	2 7 9	1 10	9	2	1	2	0	1	4	2nd FG% 12-24 50.0%
44 Andre Jackson	G 28:47	1-4	0-1	1-2	0 4 4	3 1	3	8	1	1	0	0	7	3PT% 5-9 55.6%
12 Tyler Polley	19:30	3-7	3-6	0-0	0 0 0	0 0	9	0	0	1	0	0	3	FT% 9-10 90%
24 Jordan Hawkins	12:52	1-3	0-2	0-0	0 2 2	1 0	0	0	0	0	1	0	8	GM FG% 26-56 46.4%
0 Jalen Gaffney	05:04	1-2	1-2	0-0	0 0 0	1 0	3	0	0	0	0	0	2	3PT% 10-24 41.7%
Team					1 0 1	0	0	0	0	0	0	0	0	FT% 9-11 81.8%
Totals		26-56	10-24	9-11	8 19 27	14 14	71	15	8	6	4	1	2	Dead Ball Rebounds: 0, 0

		Official Basketball Box Score - Final		Game Time: 12:00 PM										
UConn at Georgetown		02/27/22 Capital One Arena, Washington		Game Duration: 2:07										
2021-22 Men's Basketball		Officials: Pat Driscoll, Brian O'Connell, Earl Walton		Attendance: 7,114										
UConn - 86		Record: 21-7 (12-5)		Technical Fouls: NONE										
NO. Name	Min	FG M-A	3P M-A	FT M-A	Rebounds OR DR TOT	Fouls PF FD	TP	AS	TO	ST	Blocks BS BA +/-	Shooting By Period		
23 Collin Holloway	F 26:07	4-7	0-2	3-5	0 3 3	2 5	11	1	4	1	0	0	1	1st FG% 8-27 29.6%
5 Timothy Ighofoe	C 19:11	2-3	0-0	0-0	4 2 6	4 0	4	1	1	0	3	0	2	3PT% 1-10 10.0%
0 Aminu Mohammed	G 35:02	2-10	0-2	12-16	2 3 5	2 9	16	1	0	4	0	1	4	FT% 9-13 69.2%
2 Dante Harris	G 36:52	7-10	3-4	6-7	0 2 2	3 5	23	1	3	3	0	0	5	2nd FG% 15-25 60.0%
13 Donald Carey	G 36:21	5-11	1-5	2-2	0 0 0	2 1	13	0	1	1	1	0	20	3PT% 3-6 50.0%
4 Jalin Billingsley	02:20	0-0	0-0	0-0	0 0 0	0 1	0	0	0	0	0	0	4	FT% 18-22 81.8%
11 Kaider Rice	09:16	0-4	0-3	0-0	0 0 0	0 0	0	0	0	0	0	0	11	GM FG% 23-52 44.2%
32 Malcolm Wilson	08:15	0-0	0-0	1-2	1 1 2	0 1	1	0	0	0	0	0	1	3PT% 4-16 25.0%
3 Tyler Beard	05:09	0-1	0-0	0-0	0 0 0	0 0	0	0	0	0	0	0	5	FT% 15-19 78.9%
24 Kobe Clark	10:38	0-0	0-0	0-0	2 1 3	1 1	0	2	0	1	0	0	2	Dead Ball Rebounds: 3, 0
21 Ryan Mutombo	10:49	3-6	0-0	3-3	1 1 2	0 2	9	0	0	0	0	0	2	
Team					0 2 2	0	0	0	0	0	0	0	0	
Totals		23-52	4-16	27-35	10 15 25	18 25	77	6	9	11	3	5	-9	

		Official Basketball Box Score - Final		Game Time: 8:00 PM	
UConn - 71		Record: 20-7 (11-5)		Game Duration: 2:07	
02/22/22 XL Center, Hartford, Conn.		Officials: James Breeding, Ron Groover, Nathan Farrell		Attendance: 15,564	
2021-22 Men's Basketball		Officials: James Breeding, Ron Groover,			


2021-22 UCONN GAME-BY-GAME BOX SCORES

Game #29 - Creighton 64, UConn 62
March 2, 2022 - CHI Health Center, Omaha, Neb.

Game #30 - UConn 75, DePaul 68
March 5, 2022 - Gampel Pavilion, Storrs, Conn.



Official Basketball Box Score - Final
#18 Connecticut at Creighton
03/02/22 CHI Health Center Omaha, Omaha, Neb.
2021-22 Creighton Men's Basketball
Game Time: 7:37 PM
Game Duration: 2:00
Attendance: 17,126
Officials: Jeffrey Anderson, Lamar Simpson, Tim Clougherty



Official Basketball Box Score - Final
DePaul at UConn
03/05/22 Harry A. Gampel Pavilion, Storrs, Conn.
2021-22 Men's Basketball
Game Time: 5:00 PM
Game Duration: 1:57
Attendance: 10,167
Officials: Matt Potlter, Earl Walton, Evan Burroughs

#18 Connecticut - 62 Record: 21-8 (12-6)

NO. Name	Min	FG			Rebounds			Fouls		TP	AS	TO	ST	Blocks			+/-
		M-A	M-A	M-A	OR	DR	TOT	PF	FD					BS	BA	BLK	
5 Isaiah Whaley	F 31:11	1-6	1-3	0-0	1	1	2	0	2	3	0	1	0	0	0	0	-7
21 Adama Sanogo	F 36:51	6-16	0-0	1-2	5	11	16	4	1	13	0	1	1	6	1	1	
2 RJ Cole	G 35:05	9-20	2-7	0-0	1	1	2	2	3	20	4	1	0	0	0	-2	
4 Tyrese Martin	G 24:24	5-7	1-1	0-1	2	3	5	5	1	11	0	1	1	1	1	1	
44 Andre Jackson	G 31:23	2-9	0-6	1-2	0	3	3	1	1	5	3	1	0	0	0	-10	
12 Tyler Polley	24:39	2-3	2-3	0-0	1	0	1	3	1	6	0	0	0	1	0	3	
24 Jordan Hawkins	05:00	0-1	0-1	0-0	0	0	0	0	0	0	0	0	0	0	0	-4	
0 Jalen Gaffney	11:27	2-4	0-1	0-0	0	1	1	2	1	4	0	1	1	0	0	8	
Team					2	1	3			0							
Totals		27-66	6-22	2-5	12	21	33	17	10	62	7	6	3	8	3	-2	

Shooting By Period
1st FG% 11-33 33.3%
3PT% 1-10 10.0%
FT% 1-2 50.0%
2nd FG% 16-33 48.5%
3PT% 5-12 41.7%
FT% 1-3 33.3%
GM FG% 27-66 40.9%
3PT% 6-22 27.3%
FT% 2-5 40.0%

Dead Ball Rebounds: 0, 0
Technical Fouls: NONE

DePaul - 68 Record: 15-15 (6-14)

NO. Name	Min	FG			Rebounds			Fouls		TP	AS	TO	ST	Blocks			+/-
		M-A	M-A	M-A	OR	DR	TOT	PF	FD					BS	BA	BLK	
32 David Jones	F 32:00	6-16	1-8	0-0	2	6	8	1	0	13	3	1	1	3	1	-4	
35 Brandon Johnson	F 33:23	5-16	2-6	2-5	2	3	5	0	4	14	0	0	0	0	2	-5	
14 Nick Ongenda	C 25:28	2-3	0-0	1-4	2	4	6	3	5	5	2	0	1	2	0	8	
3 Jalen Terry	G 22:04	1-3	1-3	0-0	0	1	1	4	1	3	4	2	2	0	0	10	
4 Javon Freeman-Liberty	G 33:47	8-18	3-5	3-5	2	1	3	2	4	22	3	1	1	0	0	-5	
23 Courvoisier McCauley	22:12	2-5	2-3	0-0	1	1	2	1	0	6	0	0	0	0	2	-15	
10 Yor Anei	13:37	1-4	0-0	0-0	1	2	3	3	0	2	0	0	1	2	0	-14	
5 Philmon Gebrewit	17:29	1-1	1-1	0-0	0	1	1	2	0	3	0	0	0	1	0	-10	
Team					1	1	2			0							
Totals		26-66	10-26	6-14	11	20	31	16	14	68	12	4	6	8	5	-7	

Shooting By Period
1st FG% 12-34 35.3%
3PT% 4-8 50.0%
FT% 1-4 25%
2nd FG% 14-32 43.8%
3PT% 6-18 33.3%
FT% 5-10 50%
GM FG% 26-66 39.4%
3PT% 10-26 38.5%
FT% 6-14 42.9%

Dead Ball Rebounds: 0, 0
Technical Fouls: NONE

Creighton - 64 Record: 29-9 (12-6)

NO. Name	Min	FG			Rebounds			Fouls		TP	AS	TO	ST	Blocks			+/-
		M-A	M-A	M-A	OR	DR	TOT	PF	FD					BS	BA	BLK	
24 Arthur Kaluma	F 27:54	6-13	3-5	0-0	1	4	5	2	1	15	1	2	0	1	2	9	
44 Ryan Hawkins	F 38:10	5-12	1-5	2-2	1	5	6	1	1	13	3	1	1	0	2	1	
11 Ryan Kalkbrenner	C 35:15	10-14	0-1	2-3	4	6	10	0	4	22	1	1	0	0	2	0	
5 Alex O'Connell	G 34:03	1-3	0-1	0-2	0	9	9	0	3	2	4	0	0	0	0	5	
23 Trey Alexander	G 37:51	3-6	0-0	2-2	0	2	2	1	5	8	3	2	0	0	2	-2	
1 KeyShawn Feazell	04:45	1-2	0-0	0-0	0	1	1	2	0	2	1	1	0	1	0	2	
21 Rafi Andronikashvili	21:59	1-5	0-0	0-1	0	2	2	4	3	2	1	1	3	1	0	-5	
22 Devin Davis	00:03	0-0	0-0	0-0	0	0	0	0	0	0	0	0	0	0	0	0	
Team					1	1	2			0							
Totals		27-55	4-12	6-10	7	30	37	10	17	64	14	10	4	3	8	2	

Shooting By Period
1st FG% 15-29 51.7%
3PT% 4-8 50.0%
FT% 0-0 0%
2nd FG% 12-26 46.2%
3PT% 0-4 0.0%
FT% 6-10 60%
GM FG% 27-55 49.1%
3PT% 4-12 33.3%
FT% 6-10 60.0%

Dead Ball Rebounds: 4, 0
Technical Fouls: NONE

UConn - 75 Record: 22-8 (13-6)

NO. Name	Min	FG			Rebounds			Fouls		TP	AS	TO	ST	Blocks			+/-
		M-A	M-A	M-A	OR	DR	TOT	PF	FD					BS	BA	BLK	
5 Isaiah Whaley	F 31:50	5-9	0-1	0-0	2	4	6	3	0	10	1	1	0	1	0	1	
12 Tyler Polley	F 21:16	2-6	1-3	3-4	0	2	2	2	8	0	1	0	0	1	7		
21 Adama Sanogo	F 33:07	10-16	0-0	6-6	3	8	11	5	5	26	1	2	0	1	2	8	
2 RJ Cole	G 31:56	1-9	0-4	1-2	0	0	0	0	4	3	2	3	0	0	1	2	
4 Tyrese Martin	G 34:52	7-18	1-2	4-5	6	10	16	0	4	19	2	0	1	0	3	4	
44 Andre Jackson	30:21	3-4	1-1	0-0	1	7	8	4	0	7	4	1	1	0	1	12	
0 Jalen Gaffney	10:16	1-2	0-1	0-0	0	1	1	0	1	2	1	0	0	0	0	0	
11 Akok Akok	06:22	0-0	0-0	0-0	0	1	1	0	0	0	1	0	0	3	0	1	
Team					3	1	4			0							
Totals		29-64	3-12	14-17	15	34	49	14	16	75	12	9	2	5	8	7	

Shooting By Period
1st FG% 18-36 50.0%
3PT% 2-8 25.0%
FT% 2-2 100%
2nd FG% 11-28 39.3%
3PT% 1-4 25.0%
FT% 12-15 80%
GM FG% 29-64 45.3%
3PT% 3-12 25.0%
FT% 14-17 82.4%

Dead Ball Rebounds: 3, 0
Technical Fouls: NONE

	UCONN	CRE
Biggest lead	0 (1st 20:00)	16 (1st 4:04)
Best Scoring Run	8 (2nd 16:51)	7 (1st 17:40)
Lead Changes	0	
Times Tied	2	
Time with Lead	00:00	37:29

Points from	UCONN	CRE
Turnovers	10	5
Paint	32	40
Second Chance	11	8
Fast Breaks	4	7
Bench	10	4

Period by Period Scoring	UCONN	CRE
1st	24	38
2nd	38	62
TOT	62	64

	DePAUL	UCONN
Biggest lead	1 (1st 18:29)	18 (2nd 9:46)
Best Scoring Run	8 (2nd 1:35)	7 (2nd 13:58)
Lead Changes	8	
Times Tied	1	
Time with Lead	03:04	36:10

Points from	DePAUL	UCONN
Turnovers	10	8
Paint	24	48
Second Chance	13	19
Fast Breaks	9	6
Bench	11	9

Period by Period Scoring	DePAUL	UCONN
1st	29	39
2nd	39	68
TOT	68	75

2021-22 UCONN GAME-BY-GAME BOX SCORES

Game #31 UConn 62, Seton Hall 52 BIG EAST Tournament Quarterfinal

March 10, 2022 - Madison Square Garden, New York, N.Y.



Official Basketball Box Score - Final
Seton Hall at UConn
03/10/22 Madison Square Garden, New York
2022 Men's Big East Basketball Tournament Quarterfinals

Game Time: 9:30 PM
Game Duration: 2:03
Attendance: 19,812

Officials: Pat Driscoll, Brian O'Connell, Tony Chiazza

Seton Hall - 52		Record: 21-10												
NO.	Name	Min	FG	3P	FT	Rebounds	Fouls	TP	AS	TO	ST	Blocks	+/-	
			M-A	M-A	M-A	OR DR TOT	PF FD					BS BA		
2	Tray Jackson	F 13:45	0-2	0-0	0-0	0 2 2	3 2	0	1	0	0	1 0	-12	
14	Jared Rhoden	F 32:50	2-13	1-2	2-2	1 5 6	3 1	7	0	0	0	0 1	-9	
21	Ike Obiagu	C 21:51	1-1	0-0	0-0	1 3 4	3 0	2	0	3	0	5 0	-3	
0	Kadary Richmond	G 26:09	6-13	0-2	2-4	0 2 2	3 3	14	1	2	3	0 2	-8	
22	Myles Cale	G 36:46	7-10	3-3	0-0	2 4 6	1 2	17	1	0	2	0 1	-15	
15	Jamir Harris	22:14	2-6	2-5	0-0	0 0 0	1 0	6	1	2	0	0 0	-6	
4	Tyrese Samuel	18:09	0-3	0-1	0-0	2 1 3	3 0	0	0	1	1	0 2	-7	
10	Alexis Yelna	28:15	2-8	1-4	1-3	2 4 6	0 2	6	2	2	1	0 1	-2	
33	Tyler Powell	01:15	0-0	0-0	0-0	0 0 0	0 0	0	0	0	0	0 0	5	
32	Jonnivius Smith	00:46	0-0	0-0	0-0	0 0 0	0 0	0	0	0	0	0 0	3	
Team						3 1 4		0						
Totals			20-56	7-19	5-9	11 22 33	17 10	52	6	11	7	6 7	-10	

Shooting By Period		
1st FG%	7-28	25.0%
3PT%	2-9	22.2%
FT%	2-6	33.3%
2nd FG%	13-28	46.4%
3PT%	5-10	50.0%
FT%	3-3	100%
GM FG%	20-56	35.7%
3PT%	7-19	36.8%
FT%	5-9	55.6%

Dead Ball Rebounds: 1 0

Technical Fouls: NONE

UConn - 62		Record: 23-8												
NO.	Name	Min	FG	3P	FT	Rebounds	Fouls	TP	AS	TO	ST	Blocks	+/-	
			M-A	M-A	M-A	OR DR TOT	PF FD					BS BA		
5	Isaiah Whaley	F 29:42	4-12	0-3	2-2	6 1 7	3 2	10	0	1	0	4 1	3	
21	Adama Sanogo	F 35:02	2-11	0-0	2-2	5 6 11	1 3	6	1	2	0	1 4	11	
2	RJ Cole	G 36:18	6-12	3-5	2-2	0 5 5	1 5	17	1	2	1	0 0	11	
4	Tyrese Martin	G 37:03	6-14	1-6	4-4	1 7 8	1 3	17	4	4	2	1 0	14	
44	Andre Jackson	G 36:39	2-7	1-3	1-3	1 5 6	2 3	6	4	1	2	1 1	6	
12	Tyler Polley	15:48	2-5	1-3	1-1	1 2 1	1 1	6	1	0	0	0 0	14	
0	Jalen Gaffney	07:10	0-0	0-0	0-0	0 0 0	1 0	0	0	0	0	0 0	0	
1	Rahsool Diggins	00:46	0-0	0-0	0-0	0 0 0	0 0	0	0	0	0	0 0	-3	
13	Richie Springs	00:46	0-0	0-0	0-0	0 0 0	0 0	0	0	0	0	0 0	-3	
35	Samson Johnson	00:46	0-0	0-0	0-0	0 0 0	0 0	0	0	0	0	0 0	-3	
Team						4 3 7		0						
Totals			22-61	6-20	12-14	18 28 46	10 17	62	11	10	5	7 6	10	

Shooting By Period		
1st FG%	10-30	33.3%
3PT%	4-9	44.4%
FT%	5-6	83.3%
2nd FG%	12-31	38.7%
3PT%	2-11	18.2%
FT%	7-8	87.5%
GM FG%	22-61	36.1%
3PT%	6-20	30.0%
FT%	12-14	85.7%

Dead Ball Rebounds: 1 0

Technical Fouls: NONE

HALL		UCONN	
Biggest lead	2 (1st 19:13)	16 (2nd 10:14)	
Best Scoring Run	6 (1st 6:09)	9 (1st 11:11)	
Lead Changes	1		
Times Tied	2		
Time with Lead	00:22	37:01	

Game Notes: MSG SELOUT

Game #32 Villanova 63, UConn 60 BIG EAST Tournament Semifinal

March 11, 2022 - Madison Square Garden, New York, N.Y.



Official Basketball Box Score - Final
UConn at Villanova
03/11/22 Madison Square Garden, New York
2022 Big East Men's Basketball Semifinals

Game Time: 9:00 PM
Game Duration: 2:04
Attendance: 19,812

Officials: John Gaffney, Jeff Anderson, Brian O'Connell

UConn - 60		Record: 23-9												
NO.	Name	Min	FG	3P	FT	Rebounds	Fouls	TP	AS	TO	ST	Blocks	+/-	
			M-A	M-A	M-A	OR DR TOT	PF FD					BS BA		
5	Isaiah Whaley	F 31:49	0-3	0-0	0-0	1 3 4	1 0	0	2	1	0	4 0	1	
21	Adama Sanogo	F 31:09	6-15	0-0	3-7	7 6 13	3 5	15	0	2	0	0 1	-6	
2	RJ Cole	G 38:09	3-9	1-6	4-5	1 7 8	2 3	11	8	3	0	0 0	-3	
4	Tyrese Martin	G 36:12	7-17	4-8	1-1	3 4 7	2 3	19	0	2	0	2 2	-6	
44	Andre Jackson	G 38:25	4-10	2-5	0-0	1 4 5	2 0	10	2	0	2	0 0	-3	
12	Tyler Polley	20:50	2-4	1-3	0-0	0 1 1	2 0	5	0	1	0	0 0	2	
0	Jalen Gaffney	03:26	0-0	0-0	0-0	0 0 0	0 0	0	0	0	0	0 0	0	
Team						2 0 2		0						
Totals			22-58	8-22	8-13	15 25 40	12 11	60	12	7	4	4 3	-3	

Dead Ball Rebounds: 2 1

Technical Fouls: NONE

Villanova - 63		Record: 25-7												
NO.	Name	Min	FG	3P	FT	Rebounds	Fouls	TP	AS	TO	ST	Blocks	+/-	
			M-A	M-A	M-A	OR DR TOT	PF FD					BS BA		
3	Brandon Slater	F 37:28	5-8	3-6	2-2	1 3 4	2 3	15	0	2	2	1 0	0	
23	Jermaine Samuels	F 30:30	7-17	3-8	4-4	1 11 12	0 6	21	1	1	1	1 2	10	
43	Eric Dixon	F 11:24	2-2	1-1	0-0	0 1 1	1 0	5	0	1	1	0 0	-8	
2	Collin Gillespie	G 38:04	2-5	0-2	1-2	0 0 0	3 2	5	10	1	0	0 0	4	
5	Justin Moore	G 38:02	3-9	0-5	0-0	0 4 4	2 0	6	3	1	0	0 0	-2	
14	Caleb Daniels	33:29	2-10	2-6	0-0	1 2 3	2 1	6	0	0	0	1 2	11	
15	Jordan Longino	11:03	2-3	1-2	0-0	0 1 1	1 0	5	0	0	0	0 0	0	
Team						3 2 5		0						
Totals			23-54	10-30	7-8	6 24 30	11 12	63	14	6	4	3 4	3	

Dead Ball Rebounds: 0 0

Technical Fouls: NONE

UCONN		NOVA	
Biggest lead	4 (1st 8:53)	8 (2nd 10:22)	
Best Scoring Run	7 (1st 0:42)	6 (2nd 10:22)	
Lead Changes	15		
Times Tied	7		
Time with Lead	09:39	26:21	

Game Notes: MSG SELOUT

Game #33 New Mexico State 70, UConn 63 NCAA Championship First Round

March 17, 2022 - KeyBank Center, Buffalo, N.Y.



Official Basketball Box Score - Final
New Mexico St. at UConn
03/17/22 KeyBank Center, Buffalo
2021-22 Men's Basketball

Game Time: 6:50 PM
Game Duration: 2:09

Officials: Jeffery Clark, William Henderson, D.G. Nelson

New Mexico St. - 70		Record: 27-6												
NO.	Name	Min	FG	3P	FT	Rebounds	Fouls	TP	AS	TO	ST	Blocks	+/-	
			M-A	M-A	M-A	OR DR TOT	PF FD					BS BA		
13	Will McNair Jr.	F 32:49	2-6	0-0	0-0	0 3 3	2 1	4	0	0	0	1 0	-2	
35	Johnny McCants	F 34:09	2-2	1-1	0-0	0 2 2	2 1	5	2	1	2	0 0	9	
0	Teddy Allen	G 38:43	10-24	4-7	13-13	3 3 6	1 13	37	3	2	2	0 2	7	
5	Clayton Henry	G 29:27	3-4	2-2	0-0	2 2 4	3 0	8	2	1	0	0 1	10	
10	Sir Jabari Rice	G 34:50	3-8	3-6	0-0	0 2 2	1 1	9	4	2	0	0 0	11	
4	Mario McKinney Jr.	17:19	1-3	0-0	0-0	1 2 3	3 0	2	1	1	0	0 1	-3	
15	Mike Peake	09:12	1-1	1-1	0-0	1 0 1	1 1	3	0	0	0	0 0	-5	
42	Yuat Alok	03:31	1-2	0-0	0-0	0 0 0	2 0	2	0	0	0	0 0	8	
Team						1 4 5		0						
Totals			23-50	11-17	13-13	8 18 26	16 17	70	12	11	4	1 4	7	

Shooting By Period		
1st FG%	12-26	46.2%
3PT%	5-8	62.5%
FT%	3-3	100%
2nd FG%	11-24	45.8%
3PT%	6-9	66.7%
FT%	10-10	100%
GM FG%	23-50	46.0%
3PT%	11-17	64.7%
FT%	13-13	100%

Dead Ball Rebounds: 2 0

Technical Fouls: Bench 2nd 12:28

UConn - 63		Record: 23-10												
NO.	Name	Min	FG	3P	FT	Rebounds	Fouls	TP	AS	TO	ST	Blocks	+/-	
			M-A	M-A	M-A	OR DR TOT	PF FD					BS BA		
5	Isaiah Whaley	F 33:47	4-7	1-4	0-0	0 3 3	3 0	9	0	3	0	4 0	-1	
21	Adama Sanogo	F 34:45	4-9	0-0	2-2	2 6 8	2 9	10	3	1	3	0 0	-7	
2	RJ Cole	G 36:05	7-15	2-6	4-4	0 1 1	1 3	20	4	2	0	0 1	-7	
4	Tyrese Martin	G 39:10	2-7	2-4	3-4	2 3 5	2 3	9	3	2	0	0 0	-5	
44	Andre Jackson	G 27:47	2-3	0-1	2-2	0 2 2	5 1	6	4	0	1	0 0	4	
12	Tyler Polley	19:42	2-7	2-7	1-1	0 0 0	2 0	7	0	0</				

Dog Houses: Homes of the Huskies



Gampel Pavilion Storrs

Opened: January, 1990
Current capacity: 10,167
UConn record: 210-40 (.840)



XL Center Hartford

Opened: January, 1976
Current capacity: 15,564
UConn record: 282-105 (.729)



Werth Family UConn Basketball Champions Center



The Werth Family UConn Basketball Champions Center opened its doors in October, 2014, giving the UConn men's and women's basketball programs one of the finest practice facilities in the country.

Built on the site of what was Memorial Stadium, the former on-campus home of the football Huskies, the Werth Family Champions Center is located on Jim Calhoun Way, adjacent to Gampel Pavilion and provides the UConn men's and women's basketball programs each with a place to call their own.

Built at an estimated cost of \$40 million, the 78,200-square foot facility consists of two massive and identical wings, containing practice courts, locker rooms, coaches' offices, athletic training rooms, strength and conditioning areas, areas for sports medicine, film rooms, fully-equipped academic study areas, dining areas, and is filled with memorabilia celebrating the two programs' combined 15 national championships and decades of success.

The practice courts for each team include one full-size court and two half-courts and a dedicated free throw shooting basket, equaling eight goals per court. A viewing balcony allows coaches and visitors to observe practices with ample space for video equipment to record practice sessions from an elevated position.





Team locker rooms are state-of-the-art, equipped with spacious individual lockers, each with a combination-lock slide-out closet to house valuables.

There are three meeting rooms in the building and each program has student lounges, featuring space to relax, socialize, play video games, or watch TV. There is a full dining area and buffet style serving area on the second floor, ensuring that the athletes get proper nutrition.

The sports medicine components include areas for testing, hydrotherapy, treatment and taping, doctor's office,

and state-of-the-art rehab equipment.

The spacious academic area includes numerous computer-equipped study stations as well as private academic counseling rooms.

Combining with The Burton Family Football Complex and Mark R. Shenkman Training Center, just a short walk away, the Werth Family UConn Basketball Champions Center gives the University of Connecticut on-campus practice and training facilities for football and men's and women's basketball that rank among the finest in the nation.



UConn Men's Basketball On The Air

RADIO COVERAGE



97.9 FM ESPN (Hartford)

WAVZ 1300 AM (New Haven)
 WINE 940 AM (Danbury)
 WGCH 1490 AM (Greenwich)

WICC 600 AM (Bridgeport)
 WATR 1320 AM (Waterbury)
 WILI 1400 AM (Willimantic)

Satellite Radio: SIRIUS, XM

Westwood One



MIKE CRISPINO

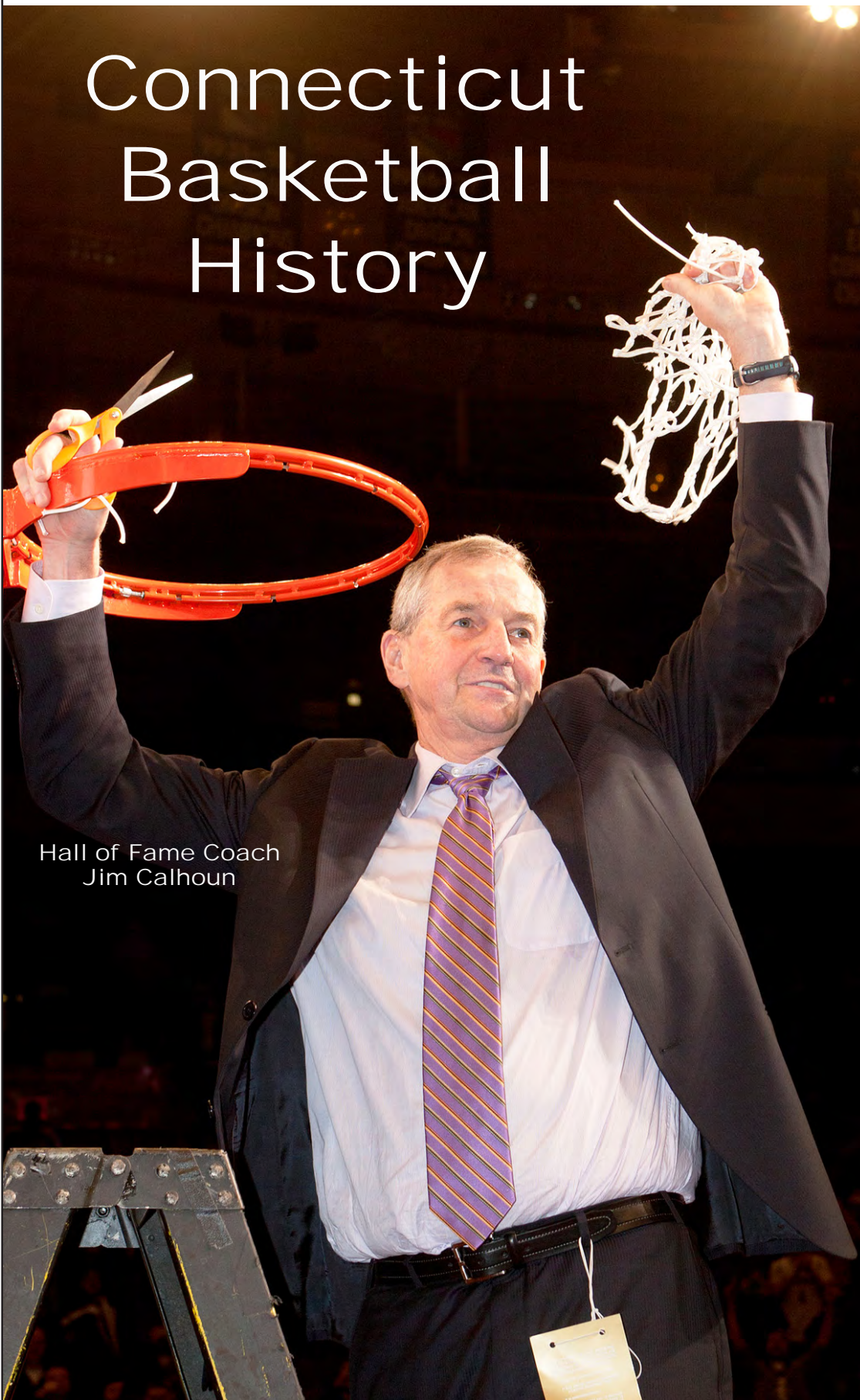


WAYNE NORMAN

TELEVISION COVERAGE



Connecticut Basketball History




Hall of Fame Coach
Jim Calhoun



ALL-TIME HEAD COACHES

UConn Basketball All-Time Head Coaches



HUGH GREER
1946-63
287-113 (.718)



DEE ROWE
1969-77
120-88 (.577)



JIM CALHOUN
1986-2012
625-243 (.720)

Years	Coach	W	L	PCT.
Pre-1915	No Coach	45	44	.506
1915-19	John F. Donahue	11	23	.324
1919-21	M.R. Swartz	14	14	.500
1921-22	J.W. Tasker	15	5	.750
1922-23	Roy J. Guyer	8	6	.571
1923-27	Sumner A. Dole	39	25	.609
1927-31	Louis A. Alexander	35	19	.648
1931-36	John J. Heldman, Jr.	19	42	.311
1935-36	J.O. Christian (Interim)	3	10	.231
1936-45	Don White	94	59	.614
1945-46	Blair Gullion	14	7	.667
1946-63	Hugh S. Greer	287	113	.718
1963	George Wigton (Interim)	11	4	.733
1963-67	Fred A. Shabel	72	29	.713
1967-69	Burr Carlson	16	32	.333
1969-77	Donald "Dee" Rowe	120	88	.577
1977-86	Dom Perno	139	114	.549
1986-12	James Calhoun	625	243	.720
2012-18	Kevin Ollie	127	79	.617*
*64 games vacated during 2016-17, 2017-18; official NCAA record 97-45				
2018-22	Dan Hurley	73	47	.608
Totals		1767	1003	.638*
*64 games vacated during 2016-17, 2017-18; official NCAA record 1737-969 (.642)				

UConn Basketball All-Time Assistant Coaches

Greg Ashford (8 seasons)	85-86, 84-85, 83-84, 82-83, 81-82, 80-81, 79-80, 78-79
Fred Barakat (1 season)	69-70
Steven F. Bell (4 seasons)	75-76, 74-75, 73-74, 72-73
George Blaney (12 seasons)	12-13, 11-12, 10-11, 09-10, 08-09, 07-08, 06-07, 05-06, 04-05, 03-04, 02-03, 01-02
Don Burns (1 season)	60-61
Bill Cardarelli (1 season)	86-87
Burr Carlson (3 seasons)	66-67, 65-66, 64-65
Raphael Chilliou (1 season)	17-18
Jack Coniam (2 seasons)	68-69, 67-68
James Connors (1 season)	49-50
Howie Dickenman (14 seasons)	95-96, 94-95, 93-94, 92-93, 91-92, 90-91, 89-90, 88-89, 87-88, 86-87, 85-86, 84-85, 83-84, 82-83
Kevin Freeman (1 season)	20-21
Bill Gaertner (1 season)	71-72
Hugh Greer (1 season)	46-47
Karl Hobbs (12 seasons)	15-16, 14-15, 13-14, 12-13, 00-01, 99-00, 98-99, 97-98, 96-97, 95-96, 94-95, 93-94
Charles Hovarth (2 seasons)	48-49, 47-48
Kenya Hunter (3 seasons)	19-20, 18-19
Billy Kalbaugh (1 season)	70-71
Dwayne Killings (2 seasons)	17-18, 16-17
Andre LaFleur (7 seasons)	10-11, 09-10, 08-09, 07-08, 06-07, 05-06, 04-05
Dave Leitao (14 seasons)	01-02, 00-01, 99-00, 98-99, 97-98, 96-97, 93-94, 92-93, 91-92, 90-91, 89-90, 88-89, 87-88, 86-87
Mike McKay (1 season)	83-84
Glen Miller (13 seasons)	16-17, 15-16, 14-15, 13-14, 12-13, 11-12, 92-93, 91-92, 90-91, 89-90, 88-89, 87-88, 86-87
Ricky Moore (5 seasons)	17-18, 16-17, 15-16, 14-15, 13-14
Tom Moore (18 seasons)	22-23, 21-22, 20-21, 19-20, 18-19, 06-07, 05-06, 04-05, 03-04, 02-03, 01-02, 00-01, 99-00, 98-99, 97-98, 96-97, 95-96, 94-95
Luke Murray (2 seasons)	22-23, 21-22
Charles Muzikevik (1 season)	49-50
Jim O'Brien (5 seasons)	81-82, 80-81, 79-80, 78-79, 77-78
Kevin Ollie (2 seasons)	11-12, 10-11
Dom Perno (5 seasons)	76-77, 75-76, 74-75, 73-74, 72-73
Arthur A. Perry (2 seasons)	77-78, 76-77
Steve Pikiell (1 season)	91-92
Nick Rodis (8 seasons)	61-62, 60-61, 59-60, 58-59, 57-58, 56-57, 55-56, 54-55
Patrick Sellers (3 seasons)	09-10, 08-09, 07-08
Steve Siegrist (4 seasons)	85-86, 84-85, 83-84, 82-83
Bob Staak (2 seasons)	73-74, 72-73
Dick Stewart (1 season)	69-70
Bill Stuart (4 seasons)	82-83, 81-82, 80-81, 79-80
Dan Switchenko (1 season)	74-75
Jim Valvano (2 seasons)	71-72, 70-71
Clyde Vaughan (2 seasons)	03-04, 02-03
Stan Ward (2 seasons)	53-54, 52-53
George L. Wigton (3 seasons)	63-64, 62-63, 61-62
Scott Wissell (2 seasons)	90-91, 89-90
Paul White (1 season)	52-53
Ted Woodward (3 seasons)	88-89, 87-88, 86-87
Kimani Young (5 seasons)	22-23, 21-22, 20-21, 19-20, 18-19

*-- list includes assistant coaches from 1946-47 through present.

YEAR-BY-YEAR TEAM RECORDS

Year	Head Coach	Overall Record	Conference Record	Home Record	Away Record	Neutral Record	UC Pts. Scored	Opp.Pts Scored	Post Season
1900-01	No Coach	1-0	NA	NA	NA	NA	17	12	--
1901-02	No Coach	5-5	NA	NA	NA	NA	303	231	--
1902-03	No Coach	5-2	NA	NA	NA	NA	121	121	--
1903-04	No Coach	6-3	NA	NA	NA	NA	277	211	--
1904-05	No Coach	3-3	NA	NA	NA	NA	256	228	--
1905-06	No Coach	6-3	NA	NA	NA	NA	549	268	--
1906-07	No Coach	5-7	NA	NA	NA	NA	428	354	--
1907-08	No Coach	6-9	NA	NA	NA	NA	276	401	--
1908-09	No Coach								
1909-10	No Coach								
1910-11	No Coach	1-2	NA	NA	NA	NA	82	98	--
1911-12	No Coach	6-3	NA	NA	NA	NA	244	192	--
1912-13	No Coach	0-3	NA	NA	NA	NA	44	150	--
1913-14	No Coach								
1914-15	No Coach	1-4	NA	NA	NA	NA	96	118	--
1915-16	John F. Donahue	5-3	NA	NA	NA	NA	269	184	--
1916-17	John F. Donahue	4-6	NA	NA	NA	NA	256	279	--
1917-18	John F. Donahue	1-6	NA	NA	NA	NA	163	240	--
1918-19	John F. Donahue	1-8	NA	NA	NA	NA	247	333	--
1919-20	M.R. Schwartz	7-5	NA	NA	NA	NA	397	307	--
1920-21	M.R. Schwartz	7-9	NA	NA	NA	NA	412	426	--
1921-22	J.W. Tasker	15-4	NA	NA	NA	NA	543	472	--
1922-23	J.W. Tasker/Roy Guyer	8-7	NA	NA	NA	NA	429	433	--
1923-24	Sumner A. Dole	4-8	NA	NA	NA	NA	302	326	--
1924-25	Sumner A. Dole	10-4	NA	NA	NA	NA	468	329	--
1925-26	Sumner A. Dole	11-3	NA	NA	NA	NA	496	402	--
1926-27	Sumner A. Dole	9-7	NA	NA	NA	NA	515	479	--
1927-28	Louis A. Alexander	11-3	NA	NA	NA	NA	520	402	--
1928-29	Louis A. Alexander	11-6	NA	NA	NA	NA	557	504	--
1929-30	Louis A. Alexander	8-7	NA	NA	NA	NA	451	409	--
1930-31	Louis Alexander/Sumner A. Dole	10-6	NA	NA	NA	NA	525	469	--
1931-32	John J. Heldman, Jr.	3-11	NA	NA	NA	NA	367	499	--
1932-33	John J. Heldman, Jr.	4-12	NA	NA	NA	NA	449	519	--
1933-34	John J. Heldman, Jr.	5-10	NA	NA	NA	NA	458	514	--
1934-35	John J. Heldman, Jr.	7-8	NA	NA	NA	NA	512	515	--
1935-36	John Heldman/J.O. Christian	3-11	NA	NA	NA	NA	479	649	--
1936-37	Don White	11-7	NA	NA	NA	NA	783	691	--
1937-38	Don White	13-5	NA	NA	NA	NA	954	816	--
1938-39	Don White	12-6	NA	NA	NA	NA	857	850	--
1939-40	Don White	9-7	NA	NA	NA	NA	927	795	--
1940-41	Don White	14-2	NA	NA	NA	NA	968	712	--
1941-42	Don White	12-5	NA	NA	NA	NA	952	796	--
1942-43	Don White	8-7	NA	NA	NA	NA	839	750	--
1943-44	Don White	10-9	NA	NA	NA	NA	955	906	--
1944-45	Don White	5-11	NA	NA	NA	NA	780	862	--
1945-46	Blair Gullion	11-6	NA	NA	NA	NA	826	707	--
1946-47	Blair Gullion/Hugh S. Greer	16-2	NA	NA	NA	NA	1214	798	--
1947-48	Hugh S. Greer	17-6	NA	NA	NA	NA	1297	1083	--
1948-49	Hugh S. Greer	19-6	NA	NA	NA	NA	1458	1223	--
1949-50	Hugh S. Greer	17-8	NA	11-3	6-5	0-0	1651	1417	--
1950-51	Hugh S. Greer	22-4	NA	11-2	11-2	0-0	1742	1454	NCAA
1951-52	Hugh S. Greer	20-7	NA	12-2	8-5	0-0	1814	1604	--
1952-53	Hugh S. Greer	17-4	NA	11-1	6-3	0-0	1664	1377	--
1953-54	Hugh S. Greer	23-3	NA	11-0	10-2	2-1	2147	1721	NCAA
1954-55	Hugh S. Greer	20-5	NA	10-2	10-2	0-1	2252	1834	NIT
1955-56	Hugh S. Greer	17-11	NA	8-4	6-5	3-2	2333	2228	NCAA
1956-57	Hugh S. Greer	17-8	NA	7-5	8-2	2-1	2183	1901	NCAA
1957-58	Hugh S. Greer	17-10	NA	11-6	4-2	2-2	2191	1914	NCAA
1958-59	Hugh S. Greer	17-7	NA	9-3	7-3	1-1	1650	1504	NCAA
1959-60	Hugh S. Greer	17-9	NA	12-2	5-6	0-1	1910	1717	NCAA
1960-61	Hugh S. Greer	11-13	NA	8-2	3-9	0-2	1828	1872	--
1961-62	Hugh S. Greer	16-8	NA	12-3	4-5	0-0	1827	1695	--
1962-63	Hugh S. Greer/George Wigton	18-7	NA	10-2	8-4	0-1	1938	1638	NCAA
1963-64	Fred A. Shabel	16-11	NA	9-3	6-6	2-1	1776	1604	NCAA
1964-65	Fred A. Shabel	23-3	NA	12-1	10-0	1-2	2212	1729	NCAA
1965-66	Fred A. Shabel	16-8	NA	8-3	8-5	0-0	2022	1708	--
1966-67	Fred A. Shabel	17-7	NA	13-2	4-4	0-1	1944	1678	NCAA
1967-68	Burr Carlson	11-13	NA	7-5	4-7	0-1	1699	1658	--
1968-69	Burr Carlson	5-19	NA	5-7	0-12	0-0	1839	2090	--
1969-70	Donald "Dee" Rowe	14-9	NA	7-3	7-4	0-2	1802	1783	--
1970-71	Donald "Dee" Rowe	10-14	NA	6-5	3-8	1-1	1883	1952	--
1971-72	Donald "Dee" Rowe	8-17	NA	6-8	2-8	0-1	1774	1853	--
1972-73	Donald "Dee" Rowe	15-10	NA	8-4	7-6	0-0	2024	1953	--
1973-74	Donald "Dee" Rowe	19-8	NA	10-2	7-4	2-2	2057	1914	NIT
1974-75	Donald "Dee" Rowe	18-10	NA	11-2	6-3	1-5	2207	2108	NIT
1975-76	Donald "Dee" Rowe	19-10	NA	8-4	7-4	4-2	2320	2169	NCAA
1976-77	Donald "Dee" Rowe	17-10	NA	12-4	4-4	1-2	1962	1900	--
1977-78	Dominic "Dom" Perno	11-15	NA	9-5	2-8	0-2	1759	1844	--
1978-79	Dominic "Dom" Perno	21-8	NA	12-1	5-5	4-2	2281	2120	NCAA
1979-80	Dominic "Dom" Perno	20-9	3-3	14-3	4-5	2-1	2164	2028	NIT
1980-81	Dominic "Dom" Perno	20-9	8-6	11-4	9-4	0-1	2017	1835	NIT
1981-82	Dominic "Dom" Perno	17-11	7-7	10-3	7-7	0-1	1896	1780	NIT
1982-83	Dominic "Dom" Perno	12-16	5-11	6-7	5-8	1-1	1975	2003	--
1983-84	Dominic "Dom" Perno	13-15	5-11	9-6	4-8	0-1	1992	2008	--
1984-85	Dominic "Dom" Perno	13-15	6-10	10-7	3-7	0-1	1991	1993	--
1985-86	Dominic "Dom" Perno	12-16	3-13	9-6	3-9	0-1	1913	1941	--

YEAR-BY-YEAR TEAM RECORDS

Year	Head Coach	Overall Record	Conference Record	Home Record	Away Record	Neutral Record	UC Pts. Scored	Opp.Pts Scored	Post Season
1986-87	James A. Calhoun	9-19	3-13	7-9	2-9	0-1	1740	1921	--
1987-88	James A. Calhoun	20-14	4-12	12-6	5-7	3-1	2374	2239	NIT
1988-89	James A. Calhoun	18-13	6-10	14-4	4-8	0-1	2255	2058	NIT
1989-90	James A. Calhoun	31-6	12-4	17-1	8-4	6-2	2926	2446	NCAA
1990-91	James A. Calhoun	20-11	9-7	12-4	6-5	2-2	2271	2023	NCAA
1991-92	James A. Calhoun	20-10	10-8	14-2	5-6	1-2	2371	2133	NCAA
1992-93	James A. Calhoun	15-13	9-9	10-6	5-5	0-2	2113	2011	NIT
1993-94	James A. Calhoun	29-5	16-2	15-0	9-2	5-3	2888	2333	NCAA
1994-95	James A. Calhoun	28-5	16-2	14-1	8-2	6-2	2837	2455	NCAA
1995-96*	James A. Calhoun	30-2	17-1	15-0	10-1	5-1	2890	2265	NCAA
1996-97	James A. Calhoun	18-15	7-11	12-7	4-5	2-3	2170	2010	NIT
1997-98	James A. Calhoun	32-5	15-3	17-0	7-3	8-2	2836	2363	NCAA
1998-99	James A. Calhoun	34-2	16-2	13-2	11-0	10-0	2781	2207	NCAA
1999-00	James A. Calhoun	25-10	10-6	13-3	6-4	6-3	2485	2152	NCAA
2000-01	James A. Calhoun	20-12	8-8	16-2	1-8	3-2	2348	2185	NIT
2001-02	James A. Calhoun	27-7	13-3	13-2	7-3	7-2	2646	2354	NCAA
2002-03	James A. Calhoun	23-10	10-6	14-2	5-6	4-2	2622	2351	NCAA
2003-04	James A. Calhoun	33-6	12-4	17-1	6-4	10-1	3073	2493	NCAA
2004-05	James A. Calhoun	23-8	13-3	14-3	7-3	2-2	2419	2072	NCAA
2005-06	James A. Calhoun	30-4	14-2	16-0	8-2	6-2	2781	2283	NCAA
2006-07	James A. Calhoun	17-14	6-10	15-5	2-8	0-1	2181	1938	--
2007-08	James A. Calhoun	24-9	13-5	16-1	7-4	1-4	2556	2266	NCAA
2008-09	James A. Calhoun	31-5	15-3	14-2	9-1	8-2	2819	2313	NCAA
2009-10	James A. Calhoun	18-16	7-11	15-4	2-9	1-3	2380	2266	NIT
2010-11	James A. Calhoun	32-9	9-9	13-4	5-5	14-0	2967	2659	NCAA
2011-12	James A. Calhoun	20-14	8-10	13-4	3-7	4-3	2336	2193	NCAA
2012-13	Kevin J. Ollie	20-10	10-8	13-3	4-5	3-2	2096	1962	--
2013-14	Kevin J. Ollie	32-8	12-6	15-3	7-4	10-1	2873	2529	NCAA
2014-15	Kevin J. Ollie	20-15	10-8	11-5	4-7	5-3	2243	2101	NIT
2015-16	Kevin J. Ollie	25-11	11-7	14-3	6-4	5-4	2631	2285	NCAA
2016-17#	Kevin J. Ollie	16-17	9-9	8-6	4-8	4-3	2220	2189	--
2017-18@	Kevin J. Ollie	14-18	7-11	11-5	2-9	1-4	2181	2340	--
2018-19	Dan Hurley	16-17	6-12	13-5	1-8	2-4	2436	2354	--
2019-20	Dan Hurley	19-12	10-8	14-3	3-7	2-2	2258	2078	\$\$
2020-21	Dan Hurley	15-8	11-6	7-3	6-3	2-2	1650	1485	NCAA
2021-22	Dan Hurley	23-10	13-6	14-2	5-5	4-3	2469	2155	NCAA

* -- NCAA Tournament games (2-1) vacated

-- 33 games vacated; official NCAA record 0-0

@ -- 31 games vacated; official NCAA record 0-1

\$\$ -- Postseason canceled due to global health pandemic (Coronavirus)

ALL-TIME RESULTS

2021-22

Head Coach: Dan Hurley

23-10 overall, 13-6 BIG EAST Conference

14-2 home, 5-5 away, 4-3 neutral

NCAA Tournament First Round

Date	Opponent	AP Rank		TV	Score	
		UC	Opp.			
11/09	Central Conn. (GP)	24	10,167	FS1	W, 99-48	
11/13	Coppin State (XL)	24	9,690	FS2	W, 89-54	
11/17	Long Island (GP)	23	8,481	FS2	W, 93-40	
11/20	Binghamton (XL)	23	9,335	FS1	W, 87-63	
11/24	vs. Auburn &	22	1,174	ESPN	W, 115-109 Tot	
11/25	vs. Michigan St. &	22	ARV	1,173	ESPN	L, 60-64
11/26	vs. VCU &	22	673	ESPN2	W, 70-63 ot	
11/30	UMES (XL)	17	8,782	CBS SN	W, 72-63	
12/4	Grambling St. (GP)	17	9,159	FS2	W, 88-59	
12/8	at West Virginia \$	15	12,045	ESPN2	L, 53-56	
12/11	vs. St. Bonaventure %	15	ARV	9,236	ESPN2	W, 74-64
12/18	Providence (XL)	20	ARV	15,564	FOX	L, 53-57
12/21	at Marquette	ARV	12,569	FS1	W, 78-70	
12/28	at Xavier	ARV	23		Postponed to 2/11	
1/1	Butler (XL)	ARV			Postponed to 1/18	
1/8	at Seton Hall	ARV	24	10,977	FOX	L, 87-90 ot
1/12	St. John's (GP)	ARV	6,671	FS1	W, 86-78 ot	
1/15	at Providence	ARV			Canceled	
1/18	Butler (XL)	25	11,538	FS1	W, 76-59	
1/20	at Butler	25	6,797	FS1	W, 75-56	
1/25	Georgetown (GP)	20	7,429	CBS SN	W, 96-73	
1/29	at DePaul	20	4,376	FS1	W, 57-50	
2/1	Creighton (XL)	17	10,443	FS1	L, 55-59	
2/5	at Villanova	17	12,188	FOX	L, 74-85	
2/8	Marquette (XL)	24	18	12,188	FS1	W, 80-72
2/11	at Xavier	24	25	10,388	FS1	L, 68-74
2/13	at St. John's (MSG)	24	6,567	FOX	W, 63-60	
2/16	Seton Hall (GP)	24	10,167	CBS SN	W, 70-65	
2/19	Xavier (GP)	24	ARV	10,167	FOX	W, 72-61
2/22	Villanova (XL)	21	8	15,564	FS1	W, 71-69
2/27	at Georgetown	21	7,114	CBS	W, 86-77	
3/2	at Creighton	18	17,126	FS1	L, 62-64	
3/5	DePaul (GP)	18	10,167	FOX	W, 75-68	
3/10	vs. Seton Hall*	20	ARV	19,812	FS1	W, 62-52
3/11	vs. Villanova*	20	8	19,812	FS1	L, 60-63
3/17	vs. New Mexico St. #	21	16,194	TNT	L, 63-70	

& Battle 4 Atlantis, Paradise Island, Bahamas

\$ BIG EAST-Big 12 Battle, Morgantown, WVa.

% Never Forget Tribute Classic, Prudential Center, Newark, N.J.

* BIG EAST Tournament, Madison Square Garden, New York, N.Y.

NCAA Tournament, First Round, KeyBank Center, Buffalo, N.Y.

2020-21

Head Coach: Dan Hurley

15-8 overall, 11-6 BIG EAST Conference

7-3 home, 6-3 away, 2-2 neutral

NCAA Tournament First Round

Date	Opponent	AP Rank		TV	Score
		UC	Opp.		
11/25	Central Conn. (GP)	ARV	125	FS1	W, 102-75
11/27	Hartford (GP)	ARV	--	CBS SN	W, 69-57
12/1	vs. Vanderbilt &	ARV	--	ESPN2	Canceled
12/3	vs. S. California &	ARV	--	ESPN	W, 61-58
12/5	vs. N. Carolina St. (MSA)	ARV	--	ESPN2	Canceled
12/11	St. John's (GP)	ARV	--	FS1	Postponed
12/13	at Georgetown	ARV	--	FS1	Postponed
12/17	at Providence	ARV	--	FS1	Postponed
12/20	Creighton (GP)	ARV	9	FS1	L, 74-76 ot
12/23	at DePaul	ARV	--	FS1	Postponed
12/30	DePaul (GP)	ARV	--	CBS SN	W, 82-61
1/5	at Marquette	ARV	--	FS1	W, 65-54
1/9	at Butler	ARV	1,879	CBS SN	W, 72-60
1/11	at DePaul	25	--	FS1	W, 60-53
1/15	Villanova (GP)	25	--	FS1	Postponed
1/18	St. John's (GP)	23	--	FOX	L, 70-74

1/20	Xavier (GP)	23	--	CBS SN	Postponed	
1/23	at Creighton	23	11	1,839	FOX	L, 66-74
1/26	Butler (GP)	ARV	--	FS1	W, 63-51	
1/28	Villanova (GP)	ARV	3	--	FS1	Postponed
1/31	at St. John's	ARV	--	FOX	Postponed	
2/6	Seton Hall (GP)	ARV	--	FOX	L, 73-80	
2/10	at Providence	ARV	--	FS1	L, 59-70	
2/13	at Xavier	ARV	922	FOX	W, 80-72	
2/16	Providence (GP)	ARV	--	FS1	W, 73-61	
2/20	at Villanova	10	--	FOX	L, 60-68	
2/23	at Georgetown	ARV	--	FS1	W, 70-57	
2/27	Marquette (GP)	ARV	--	FOX	W, 80-62	
3/3	at Seton Hall	ARV	1,756	FS1	W, 69-58	
3/6	Georgetown (GP)	ARV	--	CBS	W, 98-82	
3/11	vs. DePaul *	ARV	824	FS1	W, 94-60	
3/12	vs. Creighton *	ARV	17	824	FS1	L, 56-59
3/20	vs. Maryland #	ARV	--	CBS	L, 54-63	

& Legends Classic, Mohegan Sun Arena, Uncasville, Conn.

* BIG EAST Tournament, Madison Square Garden, New York, N.Y.

NCAA Tournament, First Round, Mackey Arena, West Lafayette, Ind.

2019-20

Head Coach: Dan Hurley

19-12 overall, 10-8 American Athletic Conference

14-3 home, 3-7 away, 2-2 neutral

Date	Opponent	AP Rank		TV	Score
		UC	Opp.		
11/08	Sacred Heart (GP)	25	10,167	SNY	W, 89-67
11/13	St. Joseph's (GP)	25	4,081	CBS SN	L, 87-96
11/17	Florida (GP)	15	10,167	ESPN	W, 62-59
11/21	vs. Buffalo &	15	4,003	ESPN2	W, 79-68
11/22	vs. Xavier &	18	4,416	ESPN2	L, 74-75 Tot
11/24	vs. Miami &	18	3,122	ESPN2	W, 80-55
12/1	Maine (XL)	17	7,129	SNY	W, 64-40
12/4	Iona (GP)	17	5,909	SNY	W, 80-62
12/10	Indiana \$	ARV	10,945	ESPN	L, 54-57
12/18	Saint Peter's (XL)	ARV	7,514	SNY	W, 66-56
12/22	New Hampshire (XL)	ARV	9,374	SNY	W, 88-62
12/29	NIJT (XL)	ARV	10,507	SNY	W, 69-47
1/1	at Cincinnati	ARV	10,833	CBS SN	L, 51-67
1/4	at USF	ARV	4,694	ESPN2	L, 60-75
1/8	Tulane (GP)	ARV	5,721	CBS SN	W, 67-61
1/12	Wichita State (XL)	23	13,281	CBS SN	L, 86-89 Tot
1/18	at Villanova	14	16,723	FS1	L, 55-61
1/23	at Houston	25	7,035	ESPN2	L, 59-63
1/26	Tulsa (XL)	ARV	10,509	CBS SN	L, 75-79 ot
1/29	Temple (GP)	ARV	7,886	ESPN2	W, 78-63
2/1	at Memphis	ARV	16,240	CBS	L, 63-70
2/6	at Tulsa	ARV	4,630	ESPN2	W, 72-56
2/9	Cincinnati (GP)	ARV	9,409	CBS SN	W, 72-71 ot
2/12	at SMU	ARV	4,249	ESPN2	L, 75-79
2/16	Memphis (XL)	ARV	15,564	ESPN	W, 64-61
2/20	at Temple	ARV	6,604	ESPN2	L, 89-93 Tot
2/23	USF (GP)	ARV	9,524	CBS SN	W, 78-71
2/26	UCF (XL)	ARV	9,480	ESPN2	W, 81-65
2/29	at East Carolina	ARV	5,003	ESPN2	W, 84-63
3/5	Houston (GP)	21	10,167	CBS SN	W, 77-71
3/8	at Tulane	ARV	1,897	ESPN2	W, 80-76
3/12-15	**				

& Charleston Classic, TD Arena, Charleston, S.C.

\$ Jimmy V Classic, Madison Square Garden, New York, N.Y.

** American Athletic Conference Championship (Dickies Arena, Fort Worth Texas) cancelled due to global pandemic.

2018-19

Head Coach: Dan Hurley

16-17 overall, 6-12 American Athletic Conference

13-5 home, 1-8 away, 2-4 neutral

Date	Opponent	AP Ranking		TV	Score
		UC	Opp.		
11/08	Morehead State (GP) \$	25	10,167	SNY	W, 80-70
11/11	UMKC (GP) \$	25	7,261	SNY	W, 94-66

11/15	vs. Syracuse &	15	14,417	ESPN2	W, 83-76
11/16	vs. Iowa &	15	10,909	ESPN2	L, 72-91
11/20	Cornell (XL)	ARV	7,328	SNY	W, 91-74
11/24	New Hampshire (XL)	ARV	8,351	SNY	W, 91-66
11/27	UMass-Lowell (GP)	ARV	5,507	SNY	W, 97-75
12/2	Arizona (XL)	ARV	14,6032	ESPN2	L, 72-76
12/5	Lafayette (XL)	ARV	6,928	ESPN2	W, 90-63
12/8	vs. Florida State %	11	7,142	ESPN2	L, 71-79
12/15	Manhattan (GP)	ARV	6,259	SNY	W, 61-46
12/18	Drexel (XL)	ARV	6,951	SNY	W, 97-65
12/22	vs. Villanova (MSG)	ARV	16,027	CBS	L, 58-81
1/2	at USF	ARV	3,429	CBS SN	L, 68-76
1/5	UCF (XL)	ARV	10,541	ESPN2	L, 53-65
1/10	SMU (GP)	ARV	6,538	CBS SN	W, 76-64
1/12	at Cincinnati	ARV	11,375	ESPN2	L, 72-74 ot
1/16	at Tulsa	ARV	3,798	ESPN2	L, 83-89
1/19	Tulane (GP)	ARV	7,437	CBS SN	W, 87-71
1/26	Wichita State (GP)	ARV	10,167	CBS SN	W, 80-60
1/31	at UCF	ARV	5,016	ESPN2	L, 67-73
2/3	ECU (XL)	ARV	8,873	ESPN2	W, 76-52
2/6	at Temple	ARV	6,129	CBS SN	L, 63-81
2/10	at Memphis	ARV	17,162	CBS SN	L, 71-78
2/14	Houston (XL)	9	10,095	ESPN	L, 63-71
2/22	at SMU	ARV	5,856	ESPN2	L, 59-77
2/24	Cincinnati (XL)	ARV	11,904	ESPN	L, 60-64
2/28	at Wichita State	ARV	9,026	ESPN2	L, 63-65
3/3	USF (GP)	ARV	10,034	CBS SN	W, 60-58
3/7	Temple (GP)	ARV	7,790	CBS SN	L, 71-78
3/10	at ECU	ARV	3,845	ESPN2	W, 82-73
3/14	vs. USF *	ARV	8,046	ESPN2	W, 80-73
3/15	vs. Houston *	11	7,610	ESPN2	L, 45-84

\$ 2K Empire Classic Regional Round, Gampel Pavilion, Storrs, Conn.

& 2K Empire Classic Championship Round, Madison Square Garden, New York, N.Y.

% Never Forget Tribute Classic, Prudential Center, Newark, N.J.

* American Athletic Conference Championship, FedExForum, Memphis, Tenn.

2017-18#

Head Coach: Kevin Ollie

14-18 overall, 7-11 American Athletic Conference

11-5 home, 2-9 away, 1-4 neutral

Date	Opponent	AP Rank		TV	Score
		UC	Opp.		
11/10	Colgate (GP)	ARV	7,154	SNY	W, 70-58
11/14	Stony Brook (XL)	ARV	5,432	SNY	W, 72-64
11/19	Boston University (XL)	ARV	6,308	SNY	W, 85-66
11/23	vs. Oregon \$	ARV	13,439	ESPN2	W, 71-63
11/24	vs. Michigan State \$	4	8,853	ESPN	L, 57-77
11/26	vs. Arkansas \$	ARV	11,571	ESPN	L, 67-102
11/29	Columbia (GP)	ARV	3,808	SNY	W, 77-73 ot
12/2	Momouth (XL)	ARV	6,582	SNY	W, 84-81 ot
12/5	vs. Syracuse &	ARV	17,532	ESPN	L, 63-72
12/9	Coppin State (GP)	ARV	3,046	ESPN2	W, 72-59
12/21	at Arizona	18	14,392	ESPN2	L, 58-73
12/23	at Auburn	ARV	8,039	ESPN2	L, 64-89
12/30	Wichita State (XL)	8	15,564	CBS	L, 62-72
1/3	at Tulsa	ARV	3,903	ESPN2	L, 88-90 Tot
1/6	East Carolina (XL)	ARV	6,717	ESPN2	W, 70-65
1/10	UCF (GP)	ARV	5,065	CBS SN	W, 62-53
1/13	at Tulane	ARV	1,902	ESPN2	W, 67-57
1/16	at Memphis	ARV	2,417	CBS SN	L, 49-73
1/20	Villanova (XL)	1	15,564	CBS	L, 61-81
1/25	SMU (GP)	ARV	7,322	CBS SN	W, 63-52
1/28	at Temple	ARV	6,103	ESPN2	L, 57-85
1/31	at UCF	ARV	5,233	CBS SN	L, 61-70
2/3	Cincinnati (GP)	8	9,170	ESPN2	L, 57-65
2/7	USF (GP)	ARV	6,636	ESPN2	W, 68-65
2/10	at Wichita State	22	10,506	ESPN2	L, 74-95
2/15	Tulsa (XL)	ARV	10,656	ESPN2	L, 71-73
2/18	at East Carolina	ARV	4,524	ESPN2	W, 84-80
2/22	at Cincinnati	11	8,217	ESPN	L, 52-77
2/25	Memphis (GP)	ARV	8,574	ESPN	L, 79-83
2/28	Temple (GP)	ARV	7,674	CBS SN	W, 72-66

ALL-TIME RESULTS

3/4 at Houston 25 5,237 CBS SN L, 71-81
 3/8 vs. SMU * 7,856 ESPN L 73-80
 \$ PK80 Phil Knight Invitational, Moda Center-Veterans Memorial Coliseum, Portland, Ore.
 & Jimmy V Classic, Madison Square Garden, New York, N.Y.
 * American Athletic Conference Championship, Amway Center, Orlando, Fla..
 # 31 games vacated; official NCAA record 0-1

2016-17#

Head Coach: Kevin Ollie

16-17 overall, 9-9 American Athletic Conference
 8-6 home, 4-8 away, 4-3 neutral

AP Rank

Date	Opponent	UC	Opp.	Att.	TV	Score
11/11	Wagner (GP)	18		9,523	SNY	L, 58-67
11/14	Northeastern (GP)	ARV		7,573	SNY	L, 61-64
11/17	at Loy. Marymount	ARV		3,421	SNY	W, 65-62
11/21	vs. Oklahoma State \$			2,400	ESPN	L, 90-98
11/22	vs. Chaminade \$			2,400	ESPN2	W, 93-82
11/23	vs. Oregon \$	13		2,400	ESPN2	L, 69-79
11/30	Boston University (XL)			8,183	SNY	W, 51-49
12/5	vs. Syracuse &	ARV		15,347	ESPN2	W, 52-50
12/10	at Ohio State	ARV		12,313	BTN	L, 60-64
12/18	North Florida (GP)			7,110	SNY	W, 80-59
12/23	Auburn (XL)			12,051	ESPN2	L, 67-70 ot
12/28	Houston (XL)			11,538	ESPN2	L, 46-62
12/31	at Tulsa			4,525	CBS SN	L, 59-61 ot
1/5	at Memphis			10,227	ESPN2	L, 61-70
1/8	UCF (XL)			8,163	CBS SN	W, 64-49
1/11	Temple (GP)			6,582	CBS SN	W, 73-59
1/14	at Georgetown			12,164	FOX	L, 69-72
1/19	at SMU	ARV		6,978	ESPN2	L, 49-69
1/22	East Carolina (XL)			5,676	CBS SN	W, 72-65
1/25	at USF			3,238	ESPN	W, 81-60
1/28	Tulane (GP)			9,207	ESPN	W, 78-68
2/4	at Cincinnati	14		13,428	ESPN2	L, 68-82
2/8	USF (GP)			6,114	CBS SN	W, 97-51
2/11	at UCF			5,215	CBS SN	W, 66-63
2/16	Memphis (XL)			9,631	ESPN2	W, 65-62
2/19	at Temple			8,702	ESPN	W, 64-63
2/22	at Houston			4,131	CBS SN	L, 70-75
2/25	SMU	17		13,553	CBS	L, 61-69
3/1	at East Carolina			4,354	ESPN	L, 62-66
3/5	Cincinnati (GP)	18		9,331	CBS	L, 47-67
3/9	vs. USF *			4,874	ESPNNews	V, 77-66
3/10	vs. Houston *			7,365	ESPN	W, 74-65
3/11	vs. Cincinnati *	15		8,117	ESPN2	L, 71-81

\$ Maui Jim Maui Invitational, Lahaina Civic center, Maui, Hawaii
 & Tire Pros Classic, Madison Square Garden, New York, N.Y.
 * American Athletic Conference Championship, XL Center, Hartford, Conn.
 # 33 games vacated; official NCAA record 0-0

2015-16

Head Coach: Kevin Ollie

25-11 overall, 11-7 American Athletic Conference
 14-3 home, 6-4 away, 5-4 neutral

AAC Tournament Champion

NCAA Second Round

AP Ranking

Date	Opponent	UC	Opp.	Att.	TV	Score
11/13	Maine (GP)	20		10,167	SNY	W, 100-56
11/17	New Hampshire (GP)	19		9,047	SNY	W, 85-66
11/21	Furman (GP)	19		8,190	SNY	W, 83-58
11/25	vs. Michigan \$	18	ARV	2,591	AXS TV	W, 74-60
11/26	vs. Syracuse \$	18		3,009	ESPN	L, 76-79
11/27	vs. Gonzaga \$	18	10	2,122	ESPN	L, 70-73
12/2	Sacred Heart (XL)	ARV		8,563	SNY	W, 82-49
12/8	vs. Maryland %	ARV	6	19,812	ESPN	L, 66-76
12/12	Ohio State (GP)	ARV		10,167	CBS	W, 75-55
12/20	UMass-Lowell (XL)	25		9,848	SNY	W, 88-79
12/23	Central Conn. (XL)	ARV		7,123	ESPN	W, 99-52

12/29	at Texas	ARV	ARV	13,931	ESPN2	W, 71-66
1/2	at Tulane	ARV		2,243	CBS SN	W, 75-67
1/5	Temple (XL)	23		11,319	CBS SN	L, 53-55
1/9	Memphis (GP)	23		9,409	ESPN2	W, 81-78
1/14	at Tulsa			5,192	ESPN2	L, 51-60
1/17	at Houston			4,672	CBS SN	W, 69-57
1/19	Tulane (XL)			9,516	CBS SN	W, 60-42
1/23	Georgetown (XL)			15,564	CBS	W, 68-62
1/28	Cincinnati (XL)	ARV		13,242	ESPN	L, 57-58
1/31	at UCF	ARV		6,414	CBS SN	W, 67-41
2/4	at Memphis			13,323	ESPN2	W, 77-57
2/7	East Carolina (GP)			9,307	CBS SN	W, 85-67
2/11	at Temple	ARV		8,316	ESPN2	L, 58-63
2/13	Tulsa (GP)	ARV		10,167	ESPN2	W, 75-73
2/18	SMU (XL)	21		15,564	ESPN2	W, 68-62
2/20	at Cincinnati	ARV		13,176	ESPN2	L, 60-65
2/25	at USF	ARV		4,668	CBS SN	W, 81-51
2/28	Houston (GP)	ARV		9,667	CBS SN	L, 68-75
3/3	at SMU	24		7,303	ESPN2	L, 54-80
3/6	UCF (GP)			10,167	ESPN	W, 67-46
3/11	vs. Cincinnati *	ARV		7,475	ESPN2	W, 104-97 (4ot)
3/12	vs. Temple *	ARV		7,465	ESPN2	W, 77-62
3/13	vs. Memphis *			7,990	ESPN	W, 72-58
3/17	vs. Colorado #	ARV		16,628	TNT	W, 74-67
3/19	vs. Kansas #	ARV	1	16,824	CBS	L, 61-73

\$ Battle 4 Atlantis, Imperial Arena, Paradise Island, Bahamas
 % Jimmy V Classic, Madison Square Garden, New York, N.Y.
 * American Athletic Conference Championship, Amway Center, Orlando, Fla..
 # NCAA South Region, 1st and 2nd Rounds, Wells Fargo Arena, Des Moines, Iowa

2014-15

Head Coach: Kevin Ollie

20-15 overall, 10-8 American Athletic Conference
 11-5 home, 4-7 away, 5-3 neutral

NIT First Round

AP Rank

Date	Opponent	UC	Opp.	Att.	TV	Score
11/14	Bryant (GP)	17		10,167	SNY	W, 66-53
11/20	vs. Col. of Charlstn \$	17		6,723	ESPN	W, 65-57
11/21	vs. Dayton \$	17		7,438	ESPN2	W, 75-64
11/23	vs. West Virginia \$	17		8,002	ESPN2	L, 68-78
11/30	Texas (GP)	24	7	10,167	ESPN2	L, 54-55
12/5	Yale (GP)	ARV		9,538	SNY	L, 44-45
12/14	Coppin State (XL)			8,260	SNY	W, 106-85
12/18	vs. Duke %	2		16,541	ESPN	L, 56-66
12/22	Columbia (WBA)			9,124	SNY	W, 80-65
12/28	Central Conn. (XL)			13,315	SNY	W, 81-48
12/31	Temple (XL)			13,428	ESPN2	L, 53-57 ot
1/3	at Florida			11,041	CBS	W, 63-59
1/6	at USF			6,128	ESPN2	W, 58-44
1/10	Cincinnati (XL)			15,564	ESPN2	W, 62-56
1/13	at Tulsa			6,092	CBS SN	L, 58-66
1/17	at Stanford			7,104	ESPN2	L, 59-72
1/22	UCF (GP)			10,167	CBS SN	W, 67-60
1/25	USF (XL)			14,105	CBS SN	W, 66-53
1/29	at Cincinnati			11,092	ESPN2	L, 58-70
2/1	at Houston			3,498	CBS SN	L, 68-70
2/4	East Carolina (GP)			8,985	ESPN	W, 65-52
2/7	at Tulane			3,548	CBS SN	W, 62-53
2/12	Tulsa (XL)			11,506	ESPN2	W, 70-45
2/14	at SMU	25		7,395	ESPN	L, 55-73
2/19	at Memphis			14,652	ESPN	L, 72-75
2/22	Tulane (GP)			9,212	CBS SN	W, 67-60
2/25	at East Carolina			6,856	ESPN	W, 60-49
3/1	SMU (XL)	21		15,564	CBS	W, 81-73
3/5	Memphis (GP)			10,167	ESPN2	L, 53-54
3/7	at Temple			10,206	ESPN2	L, 56-70
3/12	vs. USF *			5,431	ESPNNews	W, 69-43
3/13	vs. Cincinnati *			9,514	ESPN	W, 57-54
3/14	vs. Tulsa *			10,114	ESPN2	W, 47-42

3/15 vs. SMU * 20 13,365 ESPN L, 54-62
 3/18 vs. Arizona St. (GP) # 6,045 ESPN2 L, 61-68
 \$ Puerto Rico Tip-Off, Coliseo Roberto Clemente, San Juan
 % Izod Center, East Rutherford, N.J.
 * American Athletic Conference Championship, XL Center, Hartford, Conn.
 # NIT, 1st Round, Gampel Pavilion, Storrs, Conn.

2013-14

Head Coach: Kevin Ollie

32-8 overall, 12-6 American Athletic Conference
 15-3 home, 7-4 away, 10-1 neutral

NCAA National Champion
 2K Sports Classic Champion

AP Rank

Date	Opponent	UC	Opp.	Att.	TV	Score
11/8	vs. Maryland %	18		12,687	ESPN2	W, 78-77
11/11	Yale (XL)	19		8,848	SNY	W, 80-62
11/14	Detroit (GP) \$	19		8,140	SNY	W, 101-55
11/17	Boston Univ. (GP) \$	19		9,195	ESPN	W, 77-60
11/21	vs. Boston Col. \$ \$	18		10,064	ESPN2	W, 72-70
11/22	vs. Indiana \$ \$	18	ARV	10,051	ESPN2	W, 59-58
11/26	Loyola-Md. (XL)	13		9,497	SNY	W, 76-66
12/2	Florida (GP)	12	15	10,167	ESPN2	W, 65-64
12/6	Maine (XL)	12		9,681	SNY	W, 95-68
12/18	Stanford (XL)	10		11,140	ESPN2	L, 51-53
12/22	at Washington	10		7,059	ESPN	W, 82-70
12/28	Eastern Wash. (WB)	15		9,274	SNY	W, 82-65
12/31	at Houston	17		4,035	ESPN2	L, 71-75
1/4	at SMU	17		7,166	ESPN	L, 65-74
1/8	Harvard (GP)	ARV		9,218	ESPN	W, 61-56
1/11	UCF (GP)	ARV		9,561	ESPN	W, 84-61
1/16	at Memphis	ARV	17	18,039	ESPN	W, 83-73
1/18	Louisville (GP)	ARV	18	10,167	ESPN	L, 64-76
1/21	Temple (XL)	ARV		4,741	CBS SN	W, 90-66
1/25	at Rutgers	ARV		8,006	ESPN	W, 82-71
1/30	Houston (GP)	ARV		9,312	CBS SN	W, 80-43
2/6	at Cincinnati	22	7	12,432	ESPN	L, 58-63
2/9	at UCF	22		6,312	ESPN2	W, 75-55
2/12	USF (XL)	24		10,553	ESPN2	W, 83-40
2/15	Memphis (XL)	24	20	16,294	ESPN	W, 86-81 ot
2/20	at Temple	21		6,053	ESPN2	W, 68-55
2/23	SMU (GP)	21	ARV	10,167	CBS SN	L, 55-64
2/26	at USF	ARV		5,115	CBS SN	W, 61-56
3/1	Cincinnati (XL)	ARV	11	16,294	ESPN	W, 51-45
3/5	Rutgers (GP)	19		10,167	ESPN	W, 69-63
3/8	at Louisville	19	11	22,782	CBS	L, 48-81
3/13	vs. Memphis *	21	19	13,081	ESPN	W, 72-53
3/14	vs. Cincinnati *	21	13	13,362	ESPN2	W, 58-56
3/15	vs. Louisville *	21	5	13,554	ESPN	L, 61-71
3/20	vs. Saint Joseph's #	18		18,706	TBS	W, 89-81 ot
3/22	vs. Villanova #	18	6	19,290	TBS	W, 77-65
3/28	vs. Iowa State ##	18	9	19,314	TBS	W, 81-76
3/30	vs. Michigan St. ##	18	11	19,499	TBS	W, 60-54
4/5	vs. Florida ###	18	1	79,444	TBS	W, 63-53
4/7	vs. Kentucky ###	18	ARV	79,238	CBS	W, 60-54

% Barclay's Center, Brooklyn, N.Y.
 \$ 2K Sports Classic, Gampel Pavilion, Storrs, Conn.
 \$\$ 2K Sports Classic, Madison Square Garden, New York, N.Y.
 * American Athletic Conference Championship, FedExForum, Memphis, Tenn.
 # NCAA East Region, 2nd and 3rd Rounds, First Niagara Center, Buffalo, N.Y.
 ## NCAA East Regional, Madison Square Garden, New York, N.Y.
 ### NCAA Final Four, AT&T Stadium, Arlington, Texas

2012-13

Head Coach: Kevin Ollie

20-10 overall, 10-8 BIG EAST
 13-3 home, 4-5 away, 3-2 neutral

Armed Forces Classic champion
 Ineligible for postseason play

AP Rank

Date	Opponent	UC	Opp.	Att.	TV	Score
11/9	vs. Michigan St. %	14		3,086	ESPN	W, 66-62
11/13	Vermont (GP)	23		7,962	SNY	W, 67-49

ALL-TIME RESULTS

11/16	vs. Wake Forest \$	23	2,673	CBS SN	W, 77-71
11/18	vs. Quinnipiac \$	23	2,875	CBS SN W	89-83 2ot
11/19	vs. New Mexico \$	21	3,022	CBS SN	L, 60-66
11/25	Stony Brook (GP)	21	8,474	SNY	W, 73-62
11/29	New Hampshire (XL)		8,705	SNY	W, 61-53
12/4	vs. North Carolina St. &	25	11,840	ESPN	L, 65-69
12/7	Harvard (GP)		9,113	SNY	W, 57-49
12/17	Md.-Eastern Shore (XL)		8,841	SNY	W, 84-50
12/21	Fordham (XL)		10,265	SNY	W, 88-73
12/29	Washington (XL)		12,720	ESPN2	W, 61-53
1/1	at Marquette		14,159	ESPNU	L, 76-82 ot
1/8	DePaul (GP)		9,156	SNY	W, 99-78
1/12	at Notre Dame	17	9,149	SNY	W, 65-58
1/14	Louisville (XL)	1	14,287	ESPN	L, 58-73
1/19	at Pittsburgh		12,510	ESPN2	L, 61-69
1/27	Rutgers (XL)		12,768	SNY	W, 66-54
1/31	at Providence		10,180	ESPN2	W, 82-79 ot
2/3	USF (GP)		9,205	SNY	W, 69-64 ot
2/6	at St. John's		8,441	ESPNU	L, 65-71
2/10	at Seton Hall		7,634	SNY	W, 78-67
2/13	Syracuse (XL)	6	13,518	ESPN	W, 66-58
2/16	Villanova (XL)		15,165	ESPN	L, 61-70
2/21	Cincinnati (XL)		11,131	ESPN	W, 73-66 ot
2/23	at DePaul		8,662	SNY	W, 81-69
2/27	Georgetown (GP)	7	10,167	ESPN2	L, 78-79 2ot
3/2	at Cincinnati		12,432	SNY	L, 56-61
3/6	at USF		5,198	ESPNU	L, 51-65
3/9	Providence (GP)		10,167	ESPNU	W, 63-59 ot

% Armed Forces Classic, Ramstein Air Base, Ramstein, Germany
 \$ U.S.V.I. Paradise Jam, Univ. of the Virgin Islands, Charlotte Amalie, St. Thomas
 & Jimmy V Classic, Madison Square Garden, New York, N.Y.

2011-12

Head Coach: Jim Calhoun

20-14 overall, 8-10 BIG EAST

13-4 home, 3-7 away, 4-3 neutral

NCAA Tournament First Round

Date	Opponent	UC Opp.	Att.	TV	Score
11/11	Columbia (GP)	4	10,167	ESPNU	W, 70-57
11/14	Wagner (GP)	4	9,217	SNY	W, 78-66
11/17	Maine (XL)	4	10,726	SNY	W, 80-60
11/20	Coppin St. (XL)	4	11,397	SNY	W, 87-70
11/24	vs. UNC Asheville \$	4	2,530	HD NET	W, 73-63
11/25	vs. UCF \$	4	2,394	VS.	L, 63-68
11/26	vs. Florida St. \$	4	2,752	VS.	W, 78-76 ot
12/3	Arkansas (XL)	8	14,333	ESPN	W, 75-62
12/8	Harvard (GP)	9	10,167	espn2	W, 67-53
12/18	Holy Cross (XL)	9	13,396	SNY	W, 77-40
12/22	Fairfield (XL)	8	13,821	SNY	W, 79-71
12/28	at USF	9	5,705	SNY	W, 60-57
12/31	St. John's (XL)	9	16,294	SNY	W, 83-69
1/3	at Seton Hall	8	8,089	SNY	L, 63-75
1/7	at Rutgers	8	7,011	SNY	L, 60-67
1/9	West Virginia (XL)	17	15,805	espn2	W, 64-57
1/14	at Notre Dame	17	9,149	espn2	W, 67-53
1/18	Cincinnati (GP)	13	10,167	espn2	L, 67-70
1/21	at Tennessee	13	21,114	CBS	L, 57-60
1/29	Notre Dame (XL)	24	16,294	SNY	L, 48-50
2/1	at Georgetown	14	15,174	espn2	L, 44-58
2/4	Seton Hall (XL)		16,294	SNY	W, 69-46
2/6	at Louisville	24	21,804	ESPN	L, 59-80
2/11	at Syracuse	2	33,430	CBS	L, 67-85
2/15	DePaul (GP)		10,167	SNY	W, 80-54
2/18	Marquette (XL)	12	16,294	ESPN	L, 64-79
2/20	at Villanova		13,832	ESPN	W, 73-70 ot
2/25	Syracuse (GP)	2	10,167	ESPN	L, 69-71
2/28	at Providence		11,031	SNY	L, 70-72
3/3	Pittsburgh (GP)		10,167	ESPN	W, 74-65
3/6	DePaul *		20,057	espn2	W, 81-67

3/7	West Virginia *		20,057	ESPN	W, 71-67 ot
3/8	Syracuse *	2	20,057	ESPN	L, 55-58
3/15	Iowa State #		22,131	TBS	L, 64-77

\$ Battle 4 Atlantis, Paradise Island, Bahamas
 * Big East Tournament, Madison Square Garden, New York, N.Y.
 # NCAA Championship, South Region 2nd Round, KFC Yum! Center, Louisville, Ky.

2010-11

Head Coach: Jim Calhoun

32-9 overall, 9-9 BIG EAST

13-4 home, 5-5 away, 14-0 neutral

NCAA National Champions

BIG EAST Tournament Champions

Maui Invitational Champions

Date	Opponent	UC Opp.	Att.	TV	Score
11/12	Stony Brook (GP)		8,319	SNY	W, 79-52
11/17	Vermont (XL)		10,216	SNY	W, 89-73
11/22	vs. Wichita St. \$		2,400	espn2	W, 83-79
11/23	vs. Michigan St. \$	2	2,400	ESPN	W, 70-67
11/24	vs. Kentucky \$	8	2,400	ESPN	W, 84-67
11/30	New Hampshire (GP)	7	8,558	SNY	W, 62-55
12/3	UMBC (XL)	7	10,591	SNY	W, 94-61
12/8	Fairleigh Dickinson (GP)	6	8,241	SNY	W, 78-54
12/20	Coppin State (XL)	4	10,193	ESPNU	W, 76-64
12/22	Harvard (XL)	4	11,255	SNY	W, 81-52
12/27	at Pittsburgh	4	12,725	espn2	L, 63-78
12/31	South Florida (XL)	4	12,599	ESPNU	W, 66-61 ot
1/4	at Notre Dame	8	7,291	SNY	L, 70-73
1/8	at Texas	8	16,734	ESPN	W, 82-81 ot
1/11	Rutgers (XL)	10	12,527	SNY	W, 67-53
1/15	at DePaul	10	9,581	SNY	W, 82-62
1/17	Villanova (GP)	8	10,167	ESPN	W, 61-59
1/22	Tennessee (XL)	8	16,294	CBS	W, 72-61
1/25	at Marquette	5	15,476	SNY	W, 76-68
1/29	Louisville (GP)	5	10,167	SNY	L, 78-79 2ot
2/2	Syracuse (XL)	7	16,294	ESPN	L, 58-66
2/5	at Seton Hall	7	10,001	ESPNU	W, 61-59
2/10	at St. John's	10	13,652	ESPN	L, 72-89
2/13	Providence (GP)	10	10,167	SNY	W, 75-57
2/16	Georgetown (XL)	13	16,294	SNY	W, 78-70
2/18	at Louisville	13	22,776	ESPN	L, 58-71
2/24	Marquette (XL)	14	14,622	ESPN	L, 67-74 ot
2/27	at Cincinnati	14	11,246	ESPNU	W, 67-59
3/2	at West Virginia	16	13,241	espn2	L, 56-65
3/5	Notre Dame (GP)	16	10,167	ESPN	L, 67-70
3/8	vs. DePaul *	21	19,375	espn2	W, 97-71
3/9	vs. Georgetown *	21	19,375	ESPN	W, 79-62
3/10	vs. Pittsburgh *	21	19,375	ESPN	W, 76-74
3/11	vs. Syracuse *	21	19,375	ESPN	W, 76-71 ot
3/12	vs. Louisville *	21	19,375	ESPN	W, 69-66
3/17	vs. Bucknell #	9	17,706	TNT	W, 81-52
3/19	vs. Cincinnati #	9	18,684	TBS	W, 69-58
3/24	vs. San Diego St. ##	9	17,980	CBS	W, 74-67
3/26	vs. Arizona ##	9	17,856	CBS	W, 65-63
4/2	vs. Kentucky ###	9	75,421	CBS	W, 56-55
4/4	vs. Butler ###	9	70,376	CBS	W, 53-41

\$ EA Sports Maui Invitational, Lahaina Civic Center, Lahaina, Hawaii
 * BIG EAST Tournament, Madison Square Garden, New York, N.Y.
 # NCAA West Region 2nd and 3rd Round, Verizon Center, Washington, D.C.
 ## NCAA West Regional, Honda Center, Anaheim, Calif.
 ### NCAA Final Four, Reliant Stadium, Houston, Texas

2009-10

Head Coach: Jim Calhoun

18-16 overall, 7-11 BIG EAST

15-4 home, 2-9 away, 1-3 neutral

NIT First Round

Date	Opponent	UC Opp.	Att.	TV	Score
11/13	William & Mary (GP)	12	9,719	WTNH-8	W, 75-66
11/16	Colgate (GP) \$	12	8,562	ESPNU	W, 77-63

11/17	Hofstra (GP) \$	12	8,713	MyTV9	W, 76-67
11/25	vs. LSU \$ \$	13	8,756	espn2	W, 81-55
11/27	vs. Duke \$ \$	13	7,179	ESPN	L, 59-68
12/2	Boston University (XL)	14	11,502	MyTV9	W, 92-64
12/6	Harvard (GP)	14	9,194	MyTV9	W, 79-73
12/9	vs. Kentucky %	14	15,874	ESPN	L, 61-64
12/20	Central Florida (XL)	14	13,685	MyTV9	W, 60-51
12/22	Maine (XL)	11	11,366	MyTV9	W, 71-54
12/27	Iona (XL)	11	13,867	ESPNU	W, 93-74
12/30	at Cincinnati	10	10,409	espn2	L, 69-71
1/2	Notre Dame (XL)	10	16,294	ESPNU	W, 82-70
1/6	Seton Hall (GP)	13	9,522	MyTV9	W, 71-63
1/9	at Georgetown	13	15,654	ESPN	L, 69-72
1/13	Pittsburgh (XL)	15	15,290	espn2	L, 57-67
1/17	at Michigan	15	13,536	CBS	L, 63-68
1/20	St. John's (XL)		14,213	MyTV9	W, 75-59
1/23	Texas (GP)	1	10,167	CBS	W, 88-74
1/27	at Providence	19	11,136	MyTV9	L, 66-81
1/30	Marquette (XL)	19	14,338	MyTV9	L, 68-70
2/1	at Louisville		19,655	ESPN	L, 69-82
2/6	DePaul (GP)		10,167	MyTV9	W, 64-57
2/10	at Syracuse	2	24,847	ESPN	L, 67-72
2/13	Cincinnati (XL)		14,605	MyTV9	L, 48-60
2/15	at Villanova	3	18,123	ESPN	W, 84-75
2/20	at Rutgers		8,085	MyTV9	W, 76-58
2/22	West Virginia (XL)	8	15,082	ESPN	W, 73-62
2/28	Louisville (GP)		10,167	CBS	L, 76-78
3/3	at Notre Dame		9,149	ESPN	L, 50-58
3/6	at South Florida		8,317	MyTV9	L, 68-75
3/9	vs. St. John's *		19,375	espn2	L, 51-73
3/16	Northeastern (GP) #		5,571	espn2	W, 59-57
3/22	at Virginia Tech ##		6,983	ESPN	L, 63-65

\$ NIT Season Tip-Off North Regional, Gampel Pavilion, Storrs, Conn.
 \$\$ NIT Season Tip-Off Championship Madison Square Garden, New York, N.Y.
 % SEC/BIG EAST Invitational, Madison Square Garden, New York, N.Y.
 * BIG EAST Tournament, Madison Square Garden, New York, N.Y.
 # NIT First Round, Storrs, Conn
 ## NIT Second Round, Blacksburg, Va.

2008-09

Head Coach: Jim Calhoun

31-5 overall, 15-3 BIG EAST

14-2 home, 9-1 away, 8-2 neutral

NCAA Final Four

U.S.V.I. Paradise Jam Champions

Date	Opponent	UC Opp.	Att.	TV	Score	
11/14	Western Carolina (GP)	2	9,820	--	W, 81-55	
11/17	Hartford (XL)	2	11,849	MyTV9	W, 99-56	
11/21	vs. LaSalle \$	2	3,095	MyTV9	W, 89-81	
11/23	vs. Miami \$	2	3,271	FCS	W, 76-63	
11/24	vs. Wisconsin \$	2	3,691	FSN	W, 76-57	
11/29	Bryant (XL)	2	12,558	MyTV9	W, 88-58	
12/1	Delaware St. (GP)	2	9,734	MyTV9	W, 79-49	
12/4	at Buffalo	2	4,899	MyTV9	W, 68-64	
12/15	Stony Brook (XL)	2	12,721	MyTV9	W, 91-57	
12/20	vs. Gonzaga %	2	16,763	CBS	W, 88-83 ot	
12/26	Fairfield (XL)	2	13,771	ESPNU	W, 75-55	
12/29	Georgetown (XL)	2	16,294	ESPN	L, 63-74	
1/3	Rutgers (GP)	2	10,167	MyTV9	W, 80-49	
1/6	at West Virginia	5	13,920	ESPNU	W, 61-55	
1/10	at Cincinnati	5	9,029	MyTV9	W, 81-72	
1/15	at St. John's	4	7,545	ESPN	W, 67-55	
1/18	Seton Hall (XL)	4	15,572	MyTV9	W, 76-61	
1/21	Villanova (XL)	3	20,158	ESPN	W, 89-83	
1/24	at Notre Dame	3	11,418	ESPN	W, 69-61	
1/28	at DePaul	2	9,502	MyTV9	W, 71-49	
1/31	Providence (GP)	2	10,167	MyTV9	W, 94-61	
2/2	at Louisville	1	20,069	ESPN	W, 68-51	
2/7	Michigan (GP)	1	10,167	ESPN	W, 69-61	
2/11	Syracuse (GP)	1	23	10,167	ESPN	W, 63-49
2/14	at Seton Hall	1	9,800	MyTV9	W, 62-54	
2/16	Pittsburgh (XL)	1	16,294	ESPN	L, 68-76	

ALL-TIME RESULTS

2/21	South Florida (XL)	1	15,451	MyTV9	W, 64-50
2/25	at Marquette	2	8	19,091	ESPN W, 93-82
2/28	Notre Dame (GP)	2	10,167	CBS	W, 72-65
3/7	at Pittsburgh	1	3	12,908	CBS L, 60-70
3/12	vs. Syracuse *	3	18	19,375	ESPN L, 117-127 6ot
3/19	vs. Chattanooga #	5	18,322	CBS	W, 103-47
3/21	vs. Texas A&M #	5	19,894	CBS	W, 92-66
3/26	vs. Purdue ##	5	17	20,101	CBS W, 72-60
3/28	vs. Missouri ###	5	9	18,886	CBS W, 82-75
4/4	vs. Michigan St. ###	5	8	72,456	CBS L, 73-82

\$ U.S.V.I. Paradise Jam, Univ. of the V.I., Charlotte Amalie, St. Thomas
 % Battle in Seattle, Key Arena, Seattle, Wash.
 * BIG EAST Tournament, Madison Square Garden, New York, N.Y.
 # NCAA West Region, 1st and 2nd Rounds, Philadelphia, Pa.
 ## NCAA West Regional, Glendale, Ariz.
 ### NCAA Final Four, Detroit, Mich.

2007-08

Head Coach: Jim Calhoun

24-9 overall, 13-5 BIG EAST

16-1 home, 7-4 away, 1-4 neutral

NCAA Tournament First Round

Date	Opponent	UC Opp.	Att.	TV	Score
11/7	Morgan St. (GP) +		9,711	ESPN	W, 69-65
11/8	Buffalo (GP) +		9,740	ESPN	W, 82-57
11/15	vs. Gardner-Webb \$		7,308	espn2	W, 78-66
11/16	vs. Memphis \$	3	8,895	espn2	L, 70-81
11/20	Gardner-Webb (XL)		11,172	MyTV9	W, 89-72
11/26	Florida A&M (XL)		11,064	MyTV9	W, 93-54
12/1	vs. Gonzaga %	19	18,007	ESPN	L, 82-85
12/6	Northeastern (GP)		9,915	MyTV9	W, 69-60
12/16	Quinnipiac (XL)		11,497	MyTV9	W, 82-49
12/22	Maine (XL)		12,244	MyTV9	W, 105-60
12/28	at Central Florida		6,224	CSTV	W, 85-82
1/3	at Seton Hall		6,962	MyTV9	W, 98-86
1/5	at Notre Dame		10,505	ESPN	L, 67-73
1/8	St. John's (GP)		9,786	MyTV9	W, 81-65
1/12	at Georgetown	7	20,035	ESPN	L, 69-72
1/17	Providence (XL)		13,719	MyTV9	L, 65-77
1/20	Marquette (GP)	13	10,167	MyTV9	W, 89-73
1/23	at Cincinnati		10,481	MyTV9	W, 84-83
1/26	at Indiana	7	17,392	CBS	W, 68-63
1/28	Louisville (XL)		15,120	ESPN	W, 69-67
2/2	Pittsburgh (XL)	18	16,294	CBS	W, 60-53
2/6	at Syracuse	19	23,721	ESPN	W, 63-61
2/9	Georgia Tech (GP)	19	10,167	ESPN	W, 80-68
2/13	Notre Dame (GP)	17	20	10,167	ESPN W, 84-78
2/16	at South Florida	17	6,185	MyTV9	W, 74-73 ot
2/19	DePaul (XL)	13	14,858	ESPN	W, 65-60
2/23	at Villanova	13	19,223	ESPN	L, 65-67
2/26	at Rutgers	15	5,833	MyTV9	W, 79-61
3/1	West Virginia (XL)	15	16,294	MyTV9	W, 79-71
3/6	at Providence	13	9,986	ESPN	L, 76-85
3/9	Cincinnati (GP)	13	10,167	MyTV9	W, 96-51
3/13	vs. West Virginia *	15	19,562	ESPN	L, 72-78
3/21	vs. San Diego #	16	15,920	CBS	L, 69-70 ot

2006-07

Head Coach: Jim Calhoun

17-14 overall, 6-10 BIG EAST

15-5 home, 2-8 away, 0-1 neutral

Date	Opponent	UC Opp.	Att.	TV	Score
11/10	Quinnipiac (GP)	18	10,167	CW 20	W, 53-46
11/17	Cent. Arkansas (HCC) \$	21	14,557	--	W, 88-59
11/18	Fairfield (HCC) \$	21	14,232	Fox 61	W, 74-49
11/19	Mississippi (HCC) \$	21	14,813	ESPN	W, 77-59

11/26	Albany (GP)	18	10,167	CW 20	W, 86-55
11/29	Sacred Heart (GP)	20	10,167	CW 20	W, 89-46
12/3	Texas Southern (GP)	20	10,167	--	W, 106-55
12/6	Northeastern (GP)	19	10,167	Fox 61	W, 81-53
12/17	St. Mary's-CA (HCC)	14	14,308	CW 20	W, 89-73
12/20	Pepperdine (HCC)	14	15,117	ESPN	W, 88-66
12/27	Coppin State (HCC)	12	15,351	--	W, 84-41
12/30	at West Virginia	12	11,903	espn2	L, 71-81
1/2	South Florida (HCC)	18	15,174	CW 20	W, 69-50
1/6	at Louisiana State	18	14	13,121	ESPN L, 49-66
1/10	Marquette (GP)	24	10,167	Fox 61	L, 69-73
1/13	at St. John's	24	12,178	CW 20	W, 68-59
1/16	at Pittsburgh	6	12,508	espn2	L, 54-63
1/20	Indiana (HCC)		16,294	CBS	L, 73-77
1/22	at Louisville		19,876	ESPN	L, 54-68
1/27	Providence (HCC)		16,294	Fox 61	L, 72-84
1/31	at DePaul		10,003	CW 20	L, 58-66
2/3	Rutgers (HCC)		16,294	Fox 61	W, 61-50 ot
2/5	Syracuse (GP)		10,167	ESPN	W, 67-60
2/11	at Georgia Tech		19,194	CBS	L, 52-65
2/14	Seton Hall (GP)		10,167	CW 20	W, 67-55
2/17	at Syracuse		32,376	ABC	L, 63-73
2/21	at Rutgers		7,070	CW 20	W, 65-55
2/25	Louisville (HCC)	20	16,294	CBS	L, 69-76
2/28	Villanova (GP)		10,167	ESPN	L, 74-78
3/3	at Georgetown	10	18,764	CBS	L, 46-59
3/7	vs. Syracuse *		19,594	ESPN	L, 65-78

\$ Hispanic College Fund Classic, Hartford CC, Hartford, CT
 * BIG EAST Tournament, Madison Square Garden, New York, N.Y.

2005-06

Head Coach: Jim Calhoun

30-4 Overall, 14-2 Big East

16-0 home, 8-2 away, 6-2 neutral

BIG EAST Regular Season Co-Champions

NCAA Tournament Elite Eight

Maui Invitational Champions

Date	Opponent	UC Opp.	Att.	TV	Score	
11/18	at Pepperdine	3	-	3,210	ESPN W, 75-56	
11/21	vs. Arkansas \$	3	2,400	espn2	W, 77-68	
11/22	vs. Arizona \$	3	9	2,400	ESPN W, 79-70	
11/23	vs. Gonzaga \$	3	8	2,400	ESPN W, 65-63	
11/29	Army (HCC)	3	16,294	tv20	W, 68-54	
12/2	Texas Southern (GP)	3	10,167	Fox 61	W, 113-49	
12/8	Massachusetts (HCC)	3	16,294	espn2	W, 78-60	
12/18	New Hampshire (HCC)	2	16,294	tv20	W, 86-44	
12/23	Morehead State (GP)	2	10,167	Fox 61	W, 129-61	
12/28	Stony Brook (HCC)	2	15,528	tv20	W, 85-52	
12/30	Quinnipiac (HCC)	2	16,294	Fox 61	W, 111-75	
1/3	at Marquette	2	15,831	Fox 61	L, 79-94	
1/7	Louisiana State (HCC)	2	16,294	CBS	W, 67-66	
1/9	Cincinnati (HCC)	4	25	16,294	ESPN W, 70-59	
1/14	Georgetown (HCC)	4	16,294	tv20	W, 74-67	
1/16	at Syracuse	3	20	26,805	ESPN W, 88-80	
1/21	at Louisville	3	17	20,091	ESPN W, 71-58	
1/25	St. John's (GP)	1	10,167	tv20	W, 66-50	
1/28	at Providence	1	12,993	Fox 61	W, 76-62	
1/31	Pittsburgh(GP)	1	9	10,167	tv20	W, 80-76
2/4	at Indiana	1	22	17,324	CBS	W, 88-80
2/8	Syracuse (HCC)	1	16,294	ESPN	W, 73-50	
2/11	at Seton Hall	1	13,996	Fox 61	W, 99-57	
2/13	at Villanova	1	4	20,859	ESPN L, 64-69	
2/18	at West Virginia	1	11	14,683	CBS	W, 81-75
2/21	Notre Dame (HCC)	3	16,294	tv20	W, 75-74 ot	
2/26	Villanova (GP)	3	2	10,167	CBS	W, 89-75
3/1	at South Florida	3	9,636	tv20	W, 66-53	
3/4	Louisville (GP)	2	10,167	CBS	W, 84-80	
3/9	vs. Syracuse *	1	19,594	ESPN	L, 84-86 ot	
3/17	vs. Albany #	2	19,990	CBS	W, 72-59	
3/19	vs. Kentucky ##	2	20,050	CBS	W, 87-83	

3/24	vs. Washington %	2	19,638	CBS	W, 98-92 ot
3/26	vs. George Mason %%2		19,718	CBS	L, 84-86 ot

\$ EA Sports Maui Invitational, Lahaina Civic Center, Lahaina, Hawaii
 * BIG EAST Tournament, Madison Square Garden, New York, N.Y.
 # NCAA Washington D.C. Region First Round, Philadelphia, PA
 ## NCAA Washington D.C. Region Second Round, Philadelphia, PA
 % NCAA Washington D.C. Regional Semifinals, Washington, D.C.
 %% NCAA Washington D.C. Regional Finals, Washington, D.C.

2004-05

Head Coach: Jim Calhoun

23-8 Overall, 13-3 Big East

14-3 home, 7-3 away, 2-2 neutral

BIG EAST Regular Season Co-Champions

NCAA Tournament Second Round

Date	Opponent	UC Opp.	Att.	TV	Score
11/20	Buffalo (GP)	8	-	10,167	tv20 W,90-68
11/30	Fla. International (GP)	7	-	10,167	tv20 W, 99-48
12/4	Indiana (HCC)	7	-	16,294	CBS W, 74-69
12/6	Northeastern (GP)	7	-	10,167	Fox 61 W, 97-60
12/9	at Massachusetts	7	-	9,037	espn2 L, 59-61
12/19	Rice (HCC)	11	-	16,294	tv20 W, 81-72
12/22	Central Conn. (HCC)	11	-	16,294	Fox 61 W, 87-59
12/28	Sacred Heart (HCC)	11	-	16,294	-- W, 73-55
12/30	Quinnipiac (HCC)	11	-	16,294	Fox 61 W, 123-71
1/5	Boston College (HCC)	10	25	16,294	Fox 61 L, 70-75
1/8	at Georgetown	10	-	11,363	Fox 61 W, 66-59
1/10	at Oklahoma	12	25	12,066	ESPN L, 77-65
1/15	Rutgers (HCC)	12	-	16,294	tv20 W,77-64
1/17	at Seton Hall	16	-	9,429	ESPN W, 77-68
1/22	Pittsburgh (GP)	16	21	10,167	ESPN L, 76-66
1/25	at West Virginia	19	-	7,713	tv20 W, 68-58
1/30	at Notre Dame	19	-	11,418	CBS L, 74-78
1/2	Villanova (HCC)	23	24	16,294	Fox 61 W, 81-76
2/5	St. John's (GP)	23	-	10,167	tv20 W, 68-46
2/7	at Syracuse	19	8	27,651	ESPN W, 74-66
2/13	North Carolina(HCC)	19	2	16,294	CBS L, 70-77
2/15	at Providence	18	-	12,993	espn2 W, 94-89 Tot
2/19	at Rutgers	18	-	8,011	ESPN W, 85-63
2/21	Notre Dame (HCC)	17	-	16,294	ESPN W, 88-74
2/26	at Pittsburgh	17	-	12,508	CBS W, 73-64
3/2	Georgetown (GP)	15	-	10,167	tv20 W, 83-64
3/5	Syracuse (GP)	15	13	10,167	CBS W, 88-70
3/10	Georgetown*	12	-	19,528	ESPN/espn2 W, 66-62
3/11	Syracuse*	12	18	19,528	ESPN/espn2 L, 63-67
3/18	Central Florida#	13	-	13,009	CBS W, 77-71
3/20	North Carolina St.##	13	-	13,009	CBS L, 62-65

* BIG EAST Tournament at Madison Square Garden, New York, N.Y.
 # NCAA Syracuse Region First Round, Worcester, MA
 ## NCAA Syracuse Region Second Round, Worcester, MA

2003-04

Head Coach: Jim Calhoun

33-6, 12-4 in the BIG EAST

17-1 home, 6-4 away, 10-1 neutral

NCAA National Champions

BIG EAST Tournament Champions

Date	Opponent	UC Opp.	Att.	TV	Score
11/17	Yale (GP) \$	1	-	10,167	espn2 W,70-60
11/19	Nevada (GP) \$	1	-	10,167	ESPN W, 93-79
11/22	Sacred Heart (HCC)	1	-	16,085	tv20 W, 111-64
11/26	vs. Georgia Tech \$\$	1	-	7,607	ESPN L, 61-77
11/28	vs. Utah \$\$	1	-	8,910	ESPN W, 76-44
12/1	Lehigh (HCC)	3	-	16,103	tv20 W, 75-55
12/6	Army (GP)	3	-	10,167	tv20 W, 74-46
12/13	Quinnipiac (GP)	2	-	16,294	tv20 W, 88-55
12/20	Iona (HCC)	1	-	16,294	tv20 W, 104-54
12/28	Ball State (HCC)	1	-	16,294	tv20 W, 101-62
12/30	Massachusetts (HCC)	1	-	16,294	- W, 91-67
1/2	at Rice	1	-	4,653	NESN/fsny W, 92-83
1/6	at Rutgers	1	-	8,044	tv20 W, 75-74

ALL-TIME RESULTS

1/11	Oklahoma (GP)	1	6	10,167	CBS	W, 86-59
1/14	Georgetown (GP)	1	-	10,167	ESPN	W, 94-70
1/17	at North Carolina	1	9	21,750	tv20	L, 83-86
1/19	Pittsburgh (HCC)	4	9	16,294	tv20	W, 68-65
1/24	Providence (HCC)	4	-	16,294	tv20	L, 56-66
1/28	at Virginia Tech	6	-	4,653	tv20	W, 96-60
1/31	at Boston College	6	-	8,044	tv20	W, 63-58
2/2	Syracuse (HCC)	5	18	16,294	ESPN	W, 84-56
2/7	West Virginia (GP)	5	-	10,167	tv20	W, 88-58
2/9	at Notre Dame	5	-	11,418	ESPN	L, 74-80
2/15	at Pittsburgh	5	4	12,817	ABC	L, 68-75
2/18	Miami (HCC)	8	-	16,294	tv20	W, 76-63
2/21	Notre Dame (HCC)	8	-	16,294	CBS	W, 61-50
2/24	at St. John's	8	-	11,736	espn2	W, 71-53
2/28	at Villanova	8	-	16,392	ESPN	W, 75-74 ot
3/1	Seton Hall (GP)	7	-	10,167	ESPN	W, 89-67
3/7	at Syracuse	7	24	32,944	CBS	L, 56-67
3/11	vs. Notre Dame *	9	-	19,528	ESPN/espn2	W, 66-58
3/12	vs. Villanova *	9	-	19,528	ESPN/espn2	W, 87-64
3/13	vs. Pittsburgh *	9	6	19,528	ESPN/espn2	W, 61-58
3/18	vs. Vermont #	7	-	18,686	CBS	W, 70-53
3/20	vs. DePaul ##	7	-	18,686	CBS	W, 72-55
3/25	vs. Vanderbilt %	7	-	17,889	CBS	W, 73-53
3/27	vs. Alabama %%	7	-	17,889	CBS	W, 87-71
4/3	vs. Duke @	7	6	44,147	CBS	W, 79-78
4/5	vs. Georgia Tech @@	7	14	44,147	CBS	W, 82-73

\$ Pre-Season NIT
 \$\$ Pre-Season NIT, Madison Square Garden, New York, N.Y.
 * BIG EAST Tournament at Madison Square Garden, New York, N.Y.
 # NCAA Phoenix Region First Round, Buffalo, NY
 ## NCAA Phoenix Region Second Round, Buffalo, NY
 % NCAA Phoenix Regional Semifinals, Phoenix, AZ
 %% NCAA Phoenix Regional Finals, Phoenix, AZ
 @ NCAA National Semifinals, San Antonio, TX
 @@ NCAA National Championship, San Antonio, TX

2002-03

Head Coach: Jim Calhoun

23-10, 10-6 in the BIG EAST

14-2 home, 5-6 away, 4-2 neutral

NCAA Tournament Sweet 16

BIG EAST Regular Season Co-Champions

Date	Opponent	UC Opp.	Att.	TV	Score	
11/23	Quinnipiac (GP)	14	-	10,167	tv20	W, 91-72
11/25	G. Washington (HCC)	12	-	14,863	-	W, 67-55
12/1	at Vanderbilt	11	-	12,490	tv20	W, 76-70
12/3	Sacred Heart (GP)	11	-	10,167	-	W, 116-78
12/7	Wagner (GP)	11	-	10,167	tv20	W, 97-85
12/10	Massachusetts (HCC)	9	-	14,962	tv20	W, 59-48
12/21	UNC Asheville (HCC)	8	-	14,102	tv20	W, 117-67
12/28	Central Conn. (HCC)	6	-	16,294	tv20	W, 93-65
1/2	St. Bonaventure (HCC)	5	-	15,889	-	W, 95-78
1/7	at Oklahoma	3	9	11,638	espn2	L, 63-73
1/11	Miami (GP)	3	-	10,167	tv20	W, 83-80 ot
1/14	Virginia Tech (HCC)	t6	-	16,294	tv20	W, 83-65
1/18	at North Carolina	t6	-	21,750	ESPN	L, 65-68
1/20	at Miami	11	-	6,884	ESPN	L, 76-77
1/25	Villanova (HCC)	11	-	16,294	tv20	W, 74-65
1/27	at St. John's	14	-	21,750	ESPN	W, 74-68
2/1	Boston College (GP)	18	-	6,884	tv20	L, 71-95
2/5	at Virginia Tech	18	-	4,557	tv20	L, 74-95
2/8	at Providence	23	-	12,993	ESPN	W, 84-68
2/10	Syracuse (HCC)	23	17	16,294	ESPN	W, 75-61
2/15	at Villanova	arv	-	16,241	tv20	L, 70-79
2/19	Rutgers (HCC)	arv	-	15,499	tv20	W, 87-70
2/22	St. John's (GP)	arv	-	10,167	CBS	W, 77-69
2/24	at Notre Dame	arv	9	11,418	ESPN	W, 87-79
3/2	at Pittsburgh	arv	8	12,508	CBS	L, 67-71
3/5	Providence (GP)	arv	-	10,167	tv20	L, 70-76
3/8	at Boston College	arv	-	8,606	ESPN	W, 91-54
3/13	vs. Seton Hall *	arv	-	19,528	ESPN/espn2	W, 83-70
3/14	vs. Syracuse *	arv	11	19,528	ESPN/espn2	W, 80-67

3/15	vs. Pittsburgh *	arv	5	19,528	ESPN/espn2	L, 56-74
3/20	vs. Brigham Young #	23	-	11,284	CBS	W, 58-53
3/22	vs. Stanford ##	23	18	11,271	CBS	W, 85-74
3/28	vs. Texas %	23	5	30,009	CBS	L, 78-82

* BIG EAST Tournament, Madison Square Garden, New York, NY
 # NCAA South Regional First Round, Spokane, WA
 ## NCAA South Regional Second Round, Spokane, WA
 % NCAA South Regional Semifinals, San Antonio, TX

2001-02

Head Coach: Jim Calhoun

27-7, 13-3 in the BIG EAST

13-2 home, 7-3 away, 7-2 neutral

NCAA Tournament Elite Eight

BIG EAST Tournament Champions

BIG EAST Regular Season Champions

Date	Opponent	UC Opp.	Att.	TV	Score	
11/19	Vanderbilt (HCC)	-	-	15,904	tv20	W, 84-71
11/26	New Hampshire (HCC)	-	-	15,935	tv20	W, 110-58
12/2	vs. G. Washington \$	-	-	13,860	-	W, 84-76
12/3	vs. Maryland %	-	2	14,813	-	L, 65-77
12/8	Northeastern (GP)	-	-	10,027	tv20	W, 80-44
12/11	at Massachusetts +	-	-	8,894	ESPN	W, 69-59
12/21	Quinnipiac (HCC)	-	-	15,857	tv20	W, 95-79
12/28	St. Bonaventure (HCC)	-	-	6,294	tv20	L, 70-88
1/2	at Virginia Tech	-	-	2,581	tv20	W, 86-74
1/5	Miami (GP)	-	21	10,027	tv20	W, 76-75
1/7	Oklahoma (HCC)	-	5	16,294	ESPN	L, 67-69
1/10	Virginia Tech (HCC)	-	-	16,294	tv20	W, 95-60
1/13	at Villanova	-	-	12,072	tv20	W, 70-65
1/16	at Providence	-	-	12,143	tv20	W, 69-62
1/19	North Carolina (GP)	-	-	10,027	CBS	W, 86-54
1/23	St. John's (GP)	25	-	10,027	tv20	W, 75-70
1/26	at Arizona	25	10	14,577	CBS	W, 100-98 ot
1/30	at Rutgers	17	-	7,526	tv20	L, 53-61
2/2	at Miami	17	15	10,135	tv20	L, 66-68
2/5	Providence (HCC)	-	-	16,294	espn2	W, 67-56
2/9	at St. John's	-	-	19,580	ESPN	L, 83-85 ot
2/11	Villanova (HCC)	-	-	16,294	ESPN	W, 46-40
2/16	Boston College (HCC)	-	-	16,294	tv20	W, 79-77 ot
2/19	at Georgetown	-	-	11,223	espn2	W, 75-74
2/23	West Virginia (GP)	-	-	10,027	tv20	W, 95-73
2/25	at Boston College	23	-	8,163	ESPN	W, 75-61
3/2	Seton Hall (GP)	23	-	10,027	ESPN	W, 90-78
3/2	vs. Villanova *	19	-	19,528	espn2	W, 72-70
3/8	vs. Notre Dame *	19	-	19,528	ESPN	W, 82-77
3/9	vs. Pittsburgh *	19	-	19,528	ESPN	W, 74-65 2ot
3/15	vs. Hampton #	10	-	17,725	CBS	W, 78-67
3/17	vs. No. Carolina St. ##10	25	-	17,725	CBS	W, 77-74
3/22	vs. Southern Illinois %10	-	-	29,252	CBS	W, 71-59
3/24	vs. Maryland %%	10	4	29,252	CBS	L, 82-90

\$ BB&T Classic, MCI Center, Washington, DC
 + MassMutual "UGame", Mullins Center, Amherst, MA
 * BIG EAST Tournament, Madison Square Garden, New York, N.Y.
 # NCAA East Regional First Round, Washington, DC
 ## NCAA East Regional Second Round, Washington, DC
 % NCAA East Regional Semifinal, Syracuse, N.Y.
 %% NCAA East Regional Final, Syracuse, N.Y.

2000-01

Head Coach: Jim Calhoun

20-12, 8-8 in the BIG EAST

16-2 home, 1-8 road, 3-2 neutral

National Invitation Tournament Second Round

Date	Opponent	UC Opp.	Att.	TV	Score	
11/17	Quinnipiac (HCC)	13	-	14,423	tv20	W, 86-71
11/20	vs. Dayton @	13	-	2,500	tv20	L, 66-80
11/21	vs. Chaminate @	12	-	2,500	-	W, 77-61
11/22	vs. Louisville @	12	-	2,500	tv20	W, 83-71
11/28	Brown (GP)	16	-	9,992	tv20	W, 88-78
11/30	Houston (GP)	16	-	10,027	tv20	W, 72-60

12/2	New Hampshire (GP)	16	-	10,027	tv20	W, 97-70
12/9	Arizona (GP)	15	5	10,027	CBS	W, 71-69
12/12	Massachusetts +	11	-	9,123	ESPN	W, 82-67
12/22	Fairfield (HCC)	11	-	15,694	tv20	W, 100-66
12/26	Rhode Island (HCC)	10	-	16,294	tv20	W, 87-76
12/28	Stony Brook (HCC)	10	-	15,876	tv20	W, 67-58
1/3	at Boston College	10	-	8,606	tv20	L, 68-85
1/6	St. John's (GP)	10	-	10,027	CBS	W, 82-80
1/10	Pittsburgh (HCC)	13	-	16,294	tv20	W, 73-53
1/13	at Providence	13	-	12,409	tv20	L, 68-81
1/15	at Texas	13	23	14,311	ESPN	L, 56-60
1/20	at Miami	15	-	7,138	tv20	L, 59-70
1/24	Villanova (HCC)	24	-	16,294	ESPN	L, 59-70
1/30	at St. John's	-	-	16,314	espn2	L, 55-60
2/3	Virginia Tech (GP)	-	-	10,027	tv20	W, 85-72
2/6	Providence (HCC)	-	-	16,294	tv20	W, 83-68
2/10	at Villanova	-	-	15,242	tv20	L, 60-74
2/13	Boston College (HCC)	-	9	16,294	tv20	W, 82-71
2/17	at Virginia Tech	-	-	6,211	tv20	W, 61-46
2/19	at Syracuse	-	17	22,082	ESPN	L, 60-65
2/24	Miami (GP)	-	-	10,027	ABC	W, 60-53
2/26	Notre Dame (HCC)	-	13	16,294	ESPN	W, 75-59
3/3	at Seton Hall	-	-	18,055	CBS	L, 63-65
3/7	vs. Syracuse*	-	14	19,528	ESPN	L, 75-86
3/14	South Carolina# (GP)	-	-	3,244	espn2	W, 72-65
3/18	Detroit Mercy## (GP)	-	-	8,689	-	L, 61-67

@ Maui Invitational, Maui, Hawaii
 + MassMutual "UGame", Hartford Civic Ctr., Hartford, CT
 * BIG EAST Tournament at Madison Square Garden, New York, N.Y.
 # National Invitation Tournament First Round, Storrs, CT
 ## National Invitation Tournament Second Round, Storrs, CT

1999-00

Head Coach: Jim Calhoun

25-10 overall, 10-6 in the BIG EAST

13-3 home, 6-4 away, 6-3 neutral

NCAA Tournament Second Round

Date	Opponent	UC Opp.	Att.	TV	Score	
11/11	vs. Iowa @	1	-	19,548	espn2	L, 68-70
11/12	vs. Duke @	1	10	19,548	ESPN	W, 71-66
11/19	Vermont (GP)	8	-	10,027	tv20	W, 89-52
11/22	Massachusetts (GP) +	8	-	10,027	espn2	W, 79-65
11/29	Coppin State (HCC)	7	-	16,150	tv20	W, 89-44
12/4	UNC Asheville (GP)	5	-	10,027	tv20	W, 98-68
12/7	vs. Arizona \$	6	2	16,294	ESPN	W, 78-69
12/12	Fordham (GP)	6	-	8,917	tv20	W, 94-75
12/23	Fairfield (HCC)	2	-	16,294	tv20	W, 84-60
12/30	at Houston	2	-	8,917	tv20	W, 82-76
1/3	Sacred Heart (HCC)	2	-	16,294	tv20	W, 83-56
1/5	Notre Dame (HCC)	2	-	16,294	tv20	L, 70-75
1/8	at Pittsburgh	2	-	6,798	tv20	W, 73-51
1/10	Texas (HCC)	2	15	16,294	ESPN	W, 76-67
1/16	St. John's (GP)	5	-	10,027	CBS	L, 77-82
1/22	at Georgetown	8	-	16,989	CBS	W, 92-71
1/24	at Syracuse	8	4	26,474	ESPN	L, 74-88
1/27	Providence (HCC)	6	-	16,294	tv20	W, 64-50
1/30	Seton Hall (HCC)	6	-	16,294	tv20	W, 66-56
2/2	at Villanova	7	-	15,541	ESPN	W, 74-60
2/5	at Michigan State	7	6	14,659	CBS	L, 66-85
2/9	Boston College (HCC)	13	-	16,294	tv20	W, 87-58
2/12	at Notre Dame	13	-	11,418	tv20	L, 66-68
2/14	at Seton Hall	13	23	12,369	espn2	W, 59-50
2/19	Miami (GP)	18	-	10,027	ABC	L, 57-63
2/21	at St. John's	18	-	19,410	ESPN	L, 64-79
2/26	West Virginia (GP)	22	-	10,027	tv20	W, 72-71
2/28	at Rutgers	22	-	8,504	ESPN	W, 74-69
3/4	Syracuse (HCC)	24	-	16,294	CBS	W, 79-64
3/8	vs. Boston College*	21	-	17,729	ESPN	W, 70-55
3/9	vs. Seton Hall*	21	-	18,406	ESPN	W, 79-64

ALL-TIME RESULTS

3/10	vs. Georgetown*	21	-	19,528	ESPN	W, 70-55
3/11	vs. St. John's*	21	19	19,528	ESPN	L, 70-80
3/17	vs. Utah State#	20	-	11,061	CBS	W, 75-67
3/19	vs. Tennessee##	20	10	16,108	CBS	L, 51-65

@ Coaches vs. Cancer IKON Classic, MSG, New York, N.Y.
 \$ Great Eight Basketball Classic, United Ctr., Chicago, IL
 + MassMutual "UGame", Gampel Pavilion, Storrs, CT
 * BIG EAST Tournament at Madison Square Garden, New York, N.Y.
 # NCAA South Regional First Round, Birmingham, AL
 ## NCAA South Regional Second Round, Birmingham, AL

1998-99

Head Coach: Jim Calhoun

34-2, 16-2 in the BIG EAST

13-2 home, 11-0 away, 10-0 neutral

NCAA National Champions

BIG EAST Tournament Champions

BIG EAST Regular Season Champions

Date	Opponent	UC Opp.	Att.	TV	Score
11/15	Quinnipiac (GP)	2	-	10,027	tv20 W, 102-60
11/19	Richmond (GP)	2	-	10,027	espn2 W, 77-57
11/24	Hartford (HCC)	2	-	16,192	tv20 W, 95-58
11/27	Wagner (HCC)	2	-	16,024	tv20 W, 111-46
12/1	vs. Washington \$	1	14	19,124	ESPN W, 69-48
12/5	Michigan State (GP)	1	9	10,027	CBS W, 82-68
12/9	at Massachusetts +	1	-	9,493	ESPN W, 59-54
12/12	at Pittsburgh	1	18	6,798	tv20 W, 70-69
12/23	Fairfield (HCC)	1	-	16,294	tv20 W, 102-67
12/30	Villanova (HCC)	1	-	16,294	tv20 W, 100-76
1/2	Georgetown (GP)	1	-	10,077	tv20 W, 87-64
1/6	at Boston College	1	-	8,606	tv20 W, 91-78
1/9	at West Virginia	1	-	10,118	tv20 W, 80-45
1/12	Notre Dame (HCC)	1	-	16,294	tv20 W, 101-70
1/16	Pittsburgh (HCC)	1	-	16,294	tv20 W, 81-58
1/20	at Miami	1	25	15,147	ESPN W, 70-68
1/23	Seton Hall (GP)	1	-	10,027	tv20 W, 62-47
1/25	at Georgetown	1	-	15,964	ESPN W, 78-71
1/30	at St. John's	1	9	19,528	CBS W, 78-74
2/1	Syracuse (HCC)	1	16	16,294	ESPN L, 42-59
2/6	at Stanford	1	4	7,391	ABC W, 70-59
2/10	Boston College (HCC)	2	-	16,294	tv20 W, 66-50
2/13	at Seton Hall	2	-	14,851	tv20 W, 53-48
2/16	Rutgers (GP)	2	-	10,027	espn2 W, 77-64
2/20	Miami (GP)	2	15	10,027	CBS L, 71-73
2/22	at Providence	2	-	12,993	ESPN W, 72-65
2/28	at Syracuse	4	20	30,367	CBS W, 70-58
3/4	vs. Seton Hall *	3	-	17,540	ESPN W, 57-56
3/5	vs. Syracuse *	3	-	19,548	ESPN W, 71-50
3/6	vs. St. John's *	3	-	19,548	ESPN W, 82-63
3/11	vs. TX-San Antonio #	3	-	16,237	CBS W, 91-66
3/13	vs. New Mexico ##	3	24	16,237	CBS W, 78-56
3/18	vs. Iowa %	3	20	17,957	CBS W, 78-68
3/20	vs. Gonzaga %%	3	-	18,053	CBS W, 67-62
3/27	vs. Ohio State @	3	14	41,340	CBS W, 64-58
3/29	vs. Duke @@	3	1	41,340	CBS W, 77-74

\$ Great Eight Basketball Classic, United Center, Chicago, IL
 + MassMutual "UGame", Mullins Center, Amherst, MA
 * BIG EAST Tournament at Madison Square Garden, New York, N.Y.
 # NCAA West Regional First Round, Denver, CO
 ## NCAA West Regional Second Round, Denver, CO
 % NCAA West Regional Semifinals, Phoenix, AZ
 %% NCAA West Regional Finals, Phoenix, AZ
 @ NCAA National Semifinals, St. Petersburg, FL
 @@ NCAA National Championship, St. Petersburg, FL

1997-98

Head Coach: Jim Calhoun

32-5, 15-3 in the BIG EAST

17-0 home, 7-3 away, 8-2 neutral

NCAA Tournament Elite Eight

BIG EAST Tournament Champions

BIG EAST Regular Season Champions

Date	Opponent	UC Opp.	Att.	TV	Score
11/15	Yale (HCC)	12	-	13,391	tv8 W, 88-57
11/17	Boston Univ. (GP) \$	12	-	9,311	- W, 68-54
11/19	Rhode Island (GP) \$	12	20	9,592	ESPN W, 80-67
11/24	Coppin State (HCC)	12	-	13,212	tv8 W, 72-50
11/26	vs. Florida State \$\$	11	25	11,510	ESPN L, 60-67
11/28	vs. Arizona State \$\$	11	-	12,254	ESPN W, 82-61
12/3	West Virginia (GP)	12	-	19,621	tv8 W, 88-75
12/7	at Rutgers	12	-	6,112	tv8 W, 59-44
12/10	at Virginia	13	-	6,841	tv8 W, 74-63
12/20	UNC-Wilmington (HCC)	12	-	13,911	tv8 W, 93-55
12/23	vs. Massachusetts +	11	-	10,797	ESPN W, 72-55
12/28	Hartford (HCC)	11	-	14,505	tv8 W, 100-69
12/30	Fairfield (HCC)	10	-	14,313	tv8 W, 90-63
1/3	Notre Dame (HCC)	10	-	15,101	tv8 W, 84-58
1/6	at Miami	10	-	8,247	tv8 L, 67-76
1/11	at Boston College	8	-	7,976	tv8 W, 80-68
1/13	Seton Hall (HCC)	10	-	14,756	tv8 W, 80-59
1/17	Georgetown (HCC)	10	-	16,294	CBS W, 86-72
1/19	at St. John's	10	-	11,768	ESPN L, 62-64
1/24	at Syracuse	8	15	25,718	CBS W, 63-54
1/27	at Providence	9	-	12,978	espn2 W, 63-56
1/31	Rutgers (GP)	9	-	10,027	tv8 W, 73-56
2/2	Villanova (HCC)	9	-	15,439	ESPN W, 80-65
2/7	Stanford (GP)	7	-	10,027	CBS W, 76-56
2/11	at West Virginia	6	16	15,167	ESPN L, 62-80
2/14	Pittsburgh (HCC)	6	-	15,467	tv8 W, 92-67
2/17	at Notre Dame	7	-	10,273	espn2 W, 88-79
2/21	at Villanova	7	-	12,934	tv8 W, 83-76
2/23	Providence (HCC)	7	-	16,129	ESPN W, 77-68
2/28	St. John's (GP)	6	-	10,027	tv8 W, 87-58
3/5	vs. Providence *	6	-	15,377	ESPN W, 64-55
3/6	vs. Rutgers *	6	-	19,548	ESPN W, 64-50
3/7	vs. Syracuse *	6	22	18,521	ESPN W, 69-64
3/12	vs. Fair. Dickinson #	6	-	19,288	CBS W, 93-85
3/14	vs. Indiana ##	6	-	19,320	CBS W, 78-68
3/19	vs. Washington %	6	-	23,235	CBS W, 75-74
3/21	vs. N. Carolina %%	6	1	23,235	CBS L, 64-75

\$ Pre-Season NIT
 \$\$ Pre-Season NIT, Madison Square Garden, New York, N.Y.
 + MassMutual "UGame", Hartford Civic Center, Hartford, CT
 * BIG EAST Tournament, Madison Square Garden, New York, N.Y.
 # NCAA East Regional First Round, Washington, DC
 ## NCAA East Regional Second Round, Washington, DC
 % NCAA East Regional Semifinals, Greensboro, NC
 %% NCAA East Regional Final, Greensboro, NC

1996-97

Head Coach: Jim Calhoun

18-15, 7-11 in the BIG EAST

12-7 home, 4-5 away, 2-3 neutral

National Invitational Tournament-3rd Place

Date	Opponent	UC Opp.	Attn.	TV	Score
11/15	Indiana +	-	24	32,250	ESPN L, 61-68
11/25	Northeastern (HCC)	-	-	13,005	tv8 W, 89-37
11/29	Yale (HCC)	-	-	14,529	tv8 W, 72-39
12/2	SW Texas St. (HCC)	-	-	14,104	tv8 W, 66-49
12/4	at Pittsburgh	-	-	95,37	tv8 L, 49-56
12/7	Boston College (GP)	-	20	10,027	tv8 W, 61-54
12/21	Fairfield (HCC)	-	-	14,918	tv8 W, 68-58
12/23	Virginia (OT) (GP)	-	-	10,027	tv8 W, 64-61
12/27	vs. Massachusetts %	-	-	14,389	ESPN W, 64-61

12/29	Hartford (HCC)	-	-	13,793	tv8 W, 104-62
1/2	at Rutgers	-	-	5,806	tv8 W, 66-57
1/4	West Virginia (HCC)	-	-	15,358	tv8 W, 79-62
1/8	St. John's (GP)	-	-	10,027	tv8 L, 67-71 ot
1/11	at Georgetown	-	-	12,181	tv8 W, 69-54
1/19	Kansas (HCC)	-	1	16,294	CBS L, 65-73
1/22	at Miami	-	-	6,662	tv8 L, 46-69
1/26	Syracuse (HCC)	-	-	16,294	CBS L, 53-65
1/29	Providence (GP)	-	-	10,027	ESPN L, 47-62
2/1	at Seton Hall	-	-	15,141	tv8 W, 62-55
2/3	Georgetown (HCC)	-	-	15,842	ESPN L, 51-52
2/8	at Notre Dame	-	-	10,196	tv8 L, 65-71 ot
2/12	at Boston College	-	-	8,134	ESPN W, 61-56
2/15	Miami (GP)	-	-	10,027	tv8 W, 72-52
2/17	at Syracuse	-	-	22,950	ESPN L, 66-71 ot
2/23	at Villanova	-	19	17,263	CBS L, 58-65
2/25	Pittsburgh (HCC)	-	-	15,746	espn2 L, 74-77
3/1	Seton Hall (HCC)	-	-	16,186	tv8 L, 60-73
3/5	vs. Pittsburgh *	-	-	18,291	ESPN L, 62-63
3/12	vs. Iona (GP)#	-	-	6,029	- W, 71-66
3/18	vs. Bradley (GP)#	-	-	8,338	CPTV W, 63-47
3/21	vs. Nebraska (GP)#	-	-	8,411	CPTV W, 76-67
3/25	vs. Florida State ##	-	-	13,841	ESPN L, 66-71 ot
3/27	vs. Arkansas ##	-	-	15,849	- W, 74-64

+ The Classic, RCA Dome, Indianapolis, IN
 % MassMutual "UGame", Hartford Civic Center, Hartford, CT
 * BIG EAST Tournament, Madison Square Garden, New York, N.Y.
 # National Invitation Tournament
 ## National Invitation Tournament, Madison Square Garden

1995-96

Head Coach: Jim Calhoun

32-3**, 17-1 in the BIG EAST

15-0 home, 10-1 away, 7-2 neutral**

NCAA Tournament Sweet 16**

BIG EAST Tournament Champions

BIG EAST Regular Season Champions

Date	Opponent	UC Opp.	Attn.	TV	Score
11/22	vs. Texas Christian \$	6	-	7,863	espn2 W, 102-76
11/24	vs. Iowa \$	6	10	7,863	- L, 95-101 ot
11/25	vs. Indiana \$	6	-	7,863	- W, 86-52
11/29	Northeastern (HCC)	9	-	15,522	tv8 W, 86-39
12/3	Boston College (HCC)	9	-	16,294	tv8 W, 63-62
12/6	at Notre Dame	9	-	11,089	tv8 W, 85-65
12/8	Yale (HCC)	9	-	15,112	tv8 W, 93-66
12/12	at Florida State	8	-	8,873	ESPN W, 79-61
12/23	Fairfield (GP)	8	-	8,241	tv8 W, 86-52
12/27	at Col. of Charleston	7	-	6,721	tv8 W, 77-60
12/30	Hartford (HCC)	7	-	16,294	tv8 W, 102-63
1/3	at West Virginia	7	-	8,013	tv8 W, 89-79
1/6	Miami (HCC)	7	-	16,294	tv8 W, 73-52
1/9	Villanova (GP)	6	7	8,241	ESPN W, 81-73
1/13	at Providence	6	-	13,106	tv8 W, 83-74
1/17	St. John's (HCC)	5	-	16,294	ESPN W, 88-73
1/21	Syracuse (HCC)	5	12	16,294	CBS W, 79-70
1/23	Central Conn. (HCC)	4	-	15,828	tv8 W, 116-46
1/25	at Pittsburgh	4	-	6,798	ESPN W, 69-63
1/28	Virginia (HCC)	4	-	16,294	CBS W, 76-46
1/31	at Rutgers	4	-	8,091	tv8 W, 77-59
2/3	at St. John's	4	-	19,544	tv8 W, 77-63
2/6	Providence (GP)	4	-	8,241	ESPN W, 99-77
2/14	West Virginia (GP)	3	-	8,241	tv8 W, 87-69
2/17	Notre Dame (GP)	3	-	8,241	NBC W, 85-65
2/19	at Georgetown	3	-	19,035	ESPN L, 65-77
2/25	at Villanova	3	-	18,524	CBS W, 70-59
2/28	Rutgers (GP)	4	-	8,241	tv8 W, 78-66
3/2	at Seton Hall	4	-	20,029	tv8 W, 87-58
3/7	vs. Seton Hall *	3	-	19,544	ESPN W, 79-58
3/8	vs. Syracuse *	3	15	19,544	ESPN W, 85-67
3/9	vs. Georgetown *	3	4	19,544	ESPN W, 75-74

ALL-TIME RESULTS

3/14 **vs. Colgate # 3 - 31,373 CBS W, 68-59
 3/16 **vs. E. Michigan ## 3 - 32,293 CBS W, 95-81
 3/22 **vs. Mississippi St. % 3 19 28,890 CBS L, 55-60

\$ Great Alaska Shootout, Anchorage, AK
 * BIG EAST Tournament, Madison Square Garden, New York, N.Y.

NCAA Midwest Regional First Round, Indianapolis, IN
 ## NCAA Midwest Regional Second Round, Indianapolis, IN
 % NCAA Midwest Regional Semi-Finals, Lexington, KY

** NCAA Tournament games vacated; official NCAA record 30-2

1994-95

Head Coach: Jim Calhoun

28-5, 16-2 in the BIG EAST

14-1 home, 8-2 away, 6-2 neutral

NCAA Tournament Elite Eight

BIG EAST Regular Season Champions

Date	Opponent	UC Opp.	Attn.	TV	Score
11/25	Lafayette (HCC)	16 -	15,847	-	W, 110-48
11/29	vs. Duke \$	16 8	17,264	ESPN	W, 90-86
12/2	Yale (HCC)	16 -	15,931	tv8	W, 105-53
12/6	at Boston College	10 -	8,606	tv8	W, 74-70
12/23	Fairfield (HCC)	20 -	16,294	-	W, 85-68
12/27	Illinois (HCC)	8 -	16,294	tv8	W, 71-56
12/30	Northeastern (HCC)	6 -	16,294	-	W, 88-70
1/3	at Villanova	6 -	6,500	tv8	W, 77-62
1/5	Hartford (GP)	6 -	8,241	-	W, 102-77
1/8	St. John's (HCC)	2 -	16,294	CBS	W, 98-78
1/11	at Pittsburgh	2 -	6,798	tv8	W, 85-76
1/14	Providence (GP)	2 -	8,241	tv8	W, 70-62
1/16	Georgetown (HCC)	2 10	16,294	ESPN	W, 93-73
1/21	at Seton Hall	2 -	17,049	tv8	W, 86-81
1/23	Syracuse (GP)	2 6	8,241	ESPN	W, 86-75
1/28	at Kansas +	4 7	16,981	CBS	L, 59-88
1/31	Miami (HCC)	4 -	16,294	tv8	W, 82-57
2/4	at St. John's	3 -	19,542	tv8	W, 99-82
2/6	Pittsburgh (GP)	3 -	8,241	ESPN	W, 90-61
2/12	at Syracuse	1 9	31,211	CBS	W, 77-70
2/14	at Georgetown	1 22	17,690	tv8	W, 91-85
2/18	Villanova (GP)	4 15	8,241	CBS	L, 73-96
2/21	Boston College (HCC)	4 -	16,294	tv8	W, 88-75
2/25	Seton Hall (GP)	4 -	8,241	tv8	W, 75-61
2/27	at Providence	4 -	13,106	ESPN	L, 70-72
3/4	at Miami	6 -	11,263	tv8	W, 75-67
3/10	vs. Pittsburgh *	6 -	19,544	tv8	W, 81-78
3/11	vs. Georgetown *	6 22	19,544	CBS	W, 88-81
3/12	vs. Villanova *	8 10	19,544	CBS	L, 78-94
3/16	vs. Tenn.-Chatt. #	8 -	11,790	CBS	W, 100-71
3/18	vs. Cincinnati ##	8 -	13,521	CBS	W, 96-91
13/23	vs. Maryland %	8 10	14,399	CBS	W, 99-89
3/25	vs. UCLA %%	8 1	14,399	CBS	L, 96-102

\$ Great Eight Basketball Tour., The Palace, Auburn Hills, MI
 + Kemper Arena, Kansas City, MO

* BIG EAST Tournament at Madison Square Garden, New York, N.Y.

NCAA West Regional First Round, Salt Lake City, UT

NCAA West Regional Second Round, Salt Lake City, UT

% NCAA West Regional Semifinal, Oakland, CA

%% NCAA West Regional Final, Oakland, CA

1993-94

Head Coach: Jim Calhoun

29-5, 16-2 in the BIG EAST

15-0 home, 9-2 away, 5-3 neutral

NCAA Tournament Sweet 16

BIG EAST Regular Season Champions

Date	Opponent	UC Opp.	Attn.	TV	Score
11/27	vs. Towson State \$	-	2,410	-	W, 107-67
11/29	at Virginia	- 12	8,457	tv8	W, 77-36
12/1	Yale (GP)	-	8,241	-	W, 81-64
12/8	at Seton Hall	21 20	13,908	tv8	W, 82-66
12/11	Central Conn. (HCC)	21 -	15,785	-	W, 117-63
12/15	Texas (GP)	16 -	8,241	ESPN	W, 96-86

12/23	Fairfield (HCC)	15 -	16,294	-	W, 75-57	
12/28	vs. Texas-Arlington	+ 14 -	2,350	-	W, 112-72	
12/29	vs. Ohio University	+ 14 -	750	-	L, 76-85	
12/30	vs. Tennessee Tech	+ 14 -	1,800	-	W, 130-78	
1/2	Winthrop (GP)	14 -	8,241	-	W, 113-59	
1/4	Georgetown (HCC)	16 -	16,294	tv8	W, 77-65	
1/8	Boston College (GP)	16 -	8,241	tv8	W, 77-71	
1/10	Syracuse (HCC)	14 15	16,294	ESPN/tv8	W, 75-67	
1/15	at St. John's	14 -	19,542	tv8	W, 85-81	
1/17	Hartford (HCC)	10 -	16,294	-	W, 88-62	
1/19	at Providence	10 -	13,106	ESPN	W, 79-78	
1/25	Villanova (HCC)	6 -	16,294	NESN	W, 91-67	
1/29	at Pittsburgh	6 -	6,798	tv8	W, 88-67	
2/1	at Syracuse	5 -	24,540	tv8	L, 95-108	
2/5	Miami (GP)	5 -	8,241	tv8	W, 73-57	
2/9	at Boston College	6 -	8,706	ESPN W, 94-91	2ot	
2/12	Seton Hall (GP)	6 -	8,241	tv8	W, 80-68	
2/15	at Villanova	3 -	6,500	tv8	L, 63-64	
2/19	Providence (GP)	3 -	8,241	tv8	W, 81-73	
2/22	at Miami	5 -	4,045	-	W, 74-49	
2/26	Pittsburgh (HCC)	5 -	16,294	tv8	W, 78-66	
2/28	at Georgetown	14 -	12,013	ESPN	W, 66-62	
3/5	St. John's (HCC)	4 -	16,294	CBS	W, 95-80	
3/11	vs. St. John's *	2 -	19,544	tv8	W, 97-77	
3/12	vs. Providence *	2 -	19,544	CBS	L, 67-69	
3/17	vs. Rider #	4 -	16,204	CBS	W, 64-46	
3/19	vs. G.Washington ##	4 -	16,204	CBS	W, 75-63	
3/25	vs. Florida ###	4 14	15,217	CBS	L, 60-69	ot

\$ Hershey Arena, Hershey, PA + Big Island Invitational, Hilo, HI

* BIG EAST Tournament, Madison Square Garden, New York, N.Y.

NCAA East Regional First Round, Uniondale, NY

NCAA East Regional Second Round, Uniondale, NY

NCAA East Regional Semifinals, Miami, FL

1992-93

Head Coach: Jim Calhoun

15-13, 9-9 in the BIG EAST

10-6 home, 5-5 road, 0-2 neutral

National Invitation Tournament First Round

Date	Opponent	UC Opp.	Attn.	TV	Score	
11/28	vs. Purdue +	16 24	8,999	ESPN	L, 69-73	
12/5	at North Carolina St.	25 -	9,100	ESPN	W, 81-74	
12/8	St. John's (GP)	-	8,241	tv8	W, 74-72	ot
12/10	Yale (HCC)	-	14,567	-	W, 65-38	
12/22	Fairfield (HCC)	22 -	15,820	-	W, 90-66	
12/28	Hartford (HCC)%	23 -	16,040	-	W, 91-66	
12/29	Towson St. (HCC)%	23 -	15,564	-	W, 99-66	
1/4	at Seton Hall	19 7	14,965	ESPN	L, 69-72	
1/9	at Villanova	19 -	6,500	tv8	W, 87-80	
1/12	Pittsburgh (HCC)	15 -	16,294	tv8	L, 78-80	
1/16	at Boston College	15 -	8,606	tv8	W, 66-64	
1/18	Georgetown (HCC)	17 18	16,294	ESPN	L, 69-86	
1/23	Providence (GP)	17 -	8,241	tv8	W, 68-61	
1/26	at Miami	22 -	4,058	tv8	L, 65-80	
1/30	at St. John's	22 -	18,935	tv8	L, 59-72	
2/2	Syracuse (HCC)	-	16,294	tv8	L, 57-60	
2/6	Florida State (GP)	-	8,241	CBS	L, 74-86	
2/9	Villanova (GP)	-	8,241	tv8	W, 82-62	
2/13	Miami (GP)	-	8,241	tv8	W, 88-72	
2/15	at Syracuse	-	26,980	ESPN	W, 80-76	
2/20	at Pittsburgh	- 17	6,798	tv8	W, 81-80	
2/22	Maine (HCC)	-	15,115	ESPN	W, 108-72	
2/24	Boston College (GP)	-	8,241	CBS	W, 69-64	
2/27	Seton Hall (HCC)	- 14	16,294	-	L, 74-82	
3/2	at Providence	-	13,106	tv8	L, 71-74	
3/7	at Georgetown	-	9,528	CBS	L, 56-70	
3/12	vs. Providence *	-	19,522	tv8	L, 55-73	
3/19	Jackson State (GP) #	-	8,241	-	L, 88-90	ot

+ Hall of Fame Tip-Off Classic, Springfield CC, Springfield, MA

% Connecticut Mutual Classic, Hartford CC, Hartford, CT

* BIG EAST Tournament at Madison Square Garden, New York, N.Y.

- National Invitation Tournament

1991-92

Head Coach: Jim Calhoun

20-10, 10-8 in the BIG EAST

14-2 home, 5-6 away, 1-2 neutral

NCAA Tournament Second Round

Date	Opponent	UC Opp.	Attn.	TV	Score	
11/22	Hartford (HCC)	15 -	16,184	-	W, 76-46	
11/29	Yale (HCC)	15 -	16,184	-	W, 79-55	
12/2	Wake Forest (HCC)^	12 23	13,169	ESPN	W, 84-75	
12/7	Maine (GP)	12 -	8,241	-	W, 85-71	
12/14	at Texas	8 -	14,309	ESPN	W, 94-77	
12/23	Fairfield (GP)	5 -	8,241	-	W, 89-59	
12/27	Central Conn. (HCC)%	5 -	16,024	-	W, 112-58	
12/28	Furman (HCC)%	5 -	16,174	NESN	W, 87-68	
1/2	Miami (GP)	5 -	8,241	tv8	W, 85-62	
1/4	at Illinois	5 -	12,376	CBS	W, 70-66	
1/7	St. John's (GP)	5 17	8,241	tv8	W, 85-76	
1/11	at Villanova	5 -	6,500	tv8	L, 70-79	
1/14	Pittsburgh (HCC)	8 -	16,254	tv8	W, 87-77	
1/18	at Miami	8 -	10,231	tv8	W, 77-58	
1/22	at Providence	7 -	13,106	ESPN	W, 97-86	ot
1/25	Boston College (HCC)	7 -	16,294	NESN	W, 83-77	ot
1/27	Villanova (GP)	6 -	8,241	ESPN	W, 72-58	
2/1	at St. John's	6 -	19,876	CBS	L, 57-90	
2/3	at Syracuse	10 13	27,347	ESPN	L, 83-84	
2/8	Seton Hall (GP)	10 -	8,241	tv8	L, 69-81	
2/12	Georgetown (HCC)	18 -	16,294	tv8	L, 63-70	
2/19	at Georgetown	21 25	13,108	tv8	L, 58-60	
2/22	Providence (GP)	21 -	8,241	NESN	W, 94-73	
2/25	at Pittsburgh	24 -	6,511	tv8	L, 77-86	
3/1	at Seton Hall	24 22	20,029	SBC	L, 64-77	
3/4	Syracuse (HCC)	- 21	16,294	ESPN	W, 85-78	
3/7	at Boston College	-	8,606	tv8	W, 89-79	
3/13	vs. St. John's *	-	18,899	tv8	L, 59-64	ot
3/19	vs. Nebraska #	-	10,002	CBS	W, 86-65	
3/21	vs. Ohio State ##	- 3	16,002	CBS	L, 55-78	

^ ACC/BIG EAST Challenge, Hartford, CT

% Connecticut Mutual Classic, Hartford CC, Hartford, CT

* BIG EAST Tournament, Madison Square Garden, New York, N.Y.

#NCAA Southeast Region First Round, Cincinnati, OH

##NCAA Southeast Region Second Round, Cincinnati, OH

1990-91

Head Coach: Jim Calhoun

20-11, 9-7 in the BIG EAST

12-4 home, 6-5 away, 2-2 neutral

NCAA Tournament Sweet 16

Date	Opponent	UC Opp.	Attn.	TV	Score	
11/24	Coll. of Charleston (GP)	17 -	8,241	-	W, 68-52	
11/27	Hartford (GP)	15 -	8,241	-	W, 90-63	
11/29	at Yale	15 -	7,873	tv8	W, 49-48	
12/6	at North Carolina ^	14 10	21,572	ESPN	L, 64-79	
12/9	at Maine	14 -	4,587	-	W, 85-60	
12/12	New Hampshire (GP)	16 -	8,121	tv8	W, 85-32	
12/23	Fairfield (HCC)	15 -	16,294	-	W, 94-70	
12/28	Lafayette (HCC)%	13 -	16,049	-	W, 59-57	
12/29	Rhode Island (HCC)%	13 -	16,112	-	W, 90-69	
1/2	at Boston College	12 -	6,654	tv8	W, 96-70	
1/5	Pittsburgh (HCC)	12 11	16,294	NESN	W, 81-76	
1/8	at Villanova	9 -	6,500	tv8	W, 74-71	
1/10	Central Conn. (GP)	9 -	8,241	-	W, 115-47	
1/12	St. John's (GP)	9 10	8,241	CBS	L, 59-72	
1/16	at Syracuse	15 8	29,899	ESPN	L, 79-81	ot
1/19	Providence (HCC)	15 -	16,294	tv8	L, 102-108	
1/22	at St. John's	19 10	13,017	tv8	L, 62-65	
1/26	at Seton Hall	19 -	14,016	NESN	L, 62-76	
1/28	Syracuse (HCC)	19 6	16,294	ESPN	L, 66-68	
2/2	Villanova (GP)	-	8,241	tv8	W, 67-59	
2/5	Boston College (GP)	-	8,241	tv8	W, 76-59	
2/11	Georgetown (HCC)	- 20	16,294	ESPN	W, 61-55	

ALL-TIME RESULTS

2/16	North Carolina St. (GP) -	-	8,241	CBS	L, 59-60
2/19	at Providence	-	13,106	tv8	W, 70-66 ot
2/23	at Georgetown	-	25,17,253	CBS	L, 57-71
2/27	Seton Hall (GP)	-	20, 8,241	ESPN	W, 62-60 ot
3/2	at Pittsburgh	-	6,798	tv8	W, 78-68
3/8	vs. Georgetown *	-	19,081	tv8	L, 49-68
3/14	vs. Louisiana State #	-	22, 25,348	CBS	W, 79-62
3/16	vs. Xavier ##	-	28,114	CBS	W, 66-50
3/22	vs. Duke ###	-	6, 30,461	CBS	L, 67-81

^ ACC/BIG EAST Challenge, Chapel Hill, NC

% Connecticut Mutual Classic, Hartford CC, Hartford, CT

* BIG EAST Tournament, Madison Square Garden, New York, N.Y.

NCAA Midwest Region First Round, Minneapolis, MN

NCAA Midwest Region Second Round, Minneapolis, MN

NCAA Midwest Regional Semi-Finals, Pontiac, MI

1989-90

Head Coach: Jim Calhoun

31-6, 12-4 in the BIG EAST

17-1 home, 8-4 away, 6-2 neutral

NCAA Tournament Elite Eight

BIG EAST Tournament Champions

BIG EAST Regular Season Co-Champions

Rank					
Date	Opponent	UC Opp.	Attn.	TV	Score
11/24	vs. Texas A&M +	-	4,620	tv8	L, 81-92
11/26	vs. Auburn +	-	3,302	-	W, 95-81
11/27	vs. Florida State +	-	3,179	ESPN	W, 63-60
11/30	Yale (FH)	-	4,604	tv8	W, 76-50
12/2	Howard (FH)	-	4,604	-	W, 78-59
12/4	Maryland (HCC) ^	-	10,174	ESPN	W, 87-65
12/7	Hartford (HCC)	-	13,102	-	W, 79-54
12/9	Maine (FH)	-	4,604	-	W, 95-55
12/12	Villanova (HCC)	-	14,947	ESPN	L, 57-64
12/23	Southern Conn. (FH)	-	4,604	-	W, 100-37
12/29	St. Joseph's (HCC)%	-	13,682	-	W, 83-58
12/30	Mississippi St. (HCC)%	-	14,115	-	W, 84-68
1/2	at St. John's	-	16, 6,008	tv8	L, 62-93
1/6	Pittsburgh (HCC)	-	16,294	-	W, 79-61
1/9	at Villanova	-	6,500	tv8	W, 71-54
1/13	at Seton Hall	-	13,621	tv8	W, 79-76
1/15	Syracuse (HCC)	-	5, 16,294	ESPN	W, 70-59
1/20	Georgetown (HCC)	-	2, 16,294	tv8	W, 70-65
1/24	Central Conn. (FH)	20	4,604	-	W, 99-77
1/27	St. John's (GP)	20	15, 8,241	tv8	W, 72-58
1/30	at Massachusetts	13	4,024	-	W, 94-75
2/3	at Providence	13	13,160	tv8	W, 92-77
2/6	Fairfield (GP)	8	8,148	-	W, 74-39
2/10	at Syracuse	8	6, 32,820	tv8	L, 86-90
2/13	at Pittsburgh	10	6,798	-	W, 80-77
2/17	Boston College (GP)	10	8,302	-	W, 89-67
2/19	Providence (GP)	10	8,302	ESPN	W, 75-72 ot
2/24	Seton Hall (GP)	6	8,302	tv8	W, 79-57
2/28	at Georgetown	4	7, 19,035	-	L, 64-84
3/3	at Boston College	4	8,604	tv8	W, 95-74
3/9	vs. Seton Hall *	8	18,212	tv8	W, 76-58
3/10	vs. Georgetown *	8	5, 18,212	CBS	W, 65-60
3/11	vs. Syracuse *	8	4, 18,212	CBS	W, 78-75
3/15	vs. Boston University #4	-	15,937	CBS	W, 76-52
3/17	vs. California ##	4	16,011	CBS	W, 74-54
3/22	vs. Clemson \$	4	17, 19,502	CBS	W, 71-70
3/24	vs. Duke \$\$	4	15, 19,546	CBS	L, 78-79

+ Great Alaska Shootout, Anchorage, AK

^ ACC-BIG EAST Challenge

% Connecticut Mutual Classic, Hartford CC, Hartford, CT

* BIG EAST Tournament, Madison Square Garden, New York, N.Y.

NCAA East Region First Round, Hartford, CT

NCAA East Region Second Round, Hartford, CT

\$ NCAA Eastern Regional Semi-Finals, East Rutherford, NJ

\$\$ NCAA Eastern Regional Finals, East Rutherford, NJ

1988-89

Head Coach: Jim Calhoun

18-13, 6-10 in the BIG EAST

14-4 home, 4-8 away, 0-1 neutral

National Invitation Tournament Quarterfinals

Rank					
Date	Opponent	UC Opp.	Attn.	TV	Score
11/26	Hartford (HCC)	-	15,354	-	W, 67-55
11/30	at Yale	-	3,100	tv8	W, 75-44
12/5	Marist	-	4,604	-	W, 93-71
12/8	at Purdue	-	14,123	ESPN/tv8	L, 73-88
12/10	at Virginia	-	8,864	-	W, 68-61
12/13	Fairfield	18	4,604	-	W, 71-48
12/23	Pepperdine (HCC)	-	12,217	-	W, 76-70
12/28	Harvard (HCC)%	-	12,217	-	W, 84-43
12/29	Air Force (HCC)%	-	13,255	-	W, 68-55
1/4	Villanova (HCC)	-	16,016	NESN	W, 57-55
1/7	Providence (HCC)	-	20, 16,016	NESN	L, 78-80
1/10	at St. John's	-	16,008	tv8	L, 63-71
1/14	at Seton Hall	-	13, 11,782	tv8	L, 62-76
1/16	Syracuse (HCC)	-	11, 16,016	ESPN	W, 68-62
1/21	at Georgetown	-	3, 12,531	tv8	L, 55-59
1/28	St. John's (HCC)	-	16,016	NESN	W, 80-52
1/30	Massachusetts	-	4,604	-	W, 104-75
2/4	at Providence	-	13,168	tv8	L, 61-65
2/8	Georgetown (HCC)	-	2, 16,016	ESPN	L, 58-70
2/11	Boston College (HCC)	-	16,016	NESN	W, 86-49
2/15	Seton Hall (HCC)	-	12, 15,122	ESPN	L, 69-72
2/18	at Villanova	-	6,500	tv8	L, 67-76 ot
2/22	at Boston College	-	6,814	ESPN	W, 77-75
2/25	Pittsburgh (HCC)	-	15,814	NESN	W, 64-62
2/28	at Syracuse	-	6, 29,124	tv8	L, 72-88
3/4	at Pittsburgh	-	6,798	tv8	L, 80-88
3/6	Central Connecticut	-	4,604	-	W, 94-55
3/10	vs. Seton Hall *	-	11, 19,591	tv8	L, 66-74
3/15	at N.C.-Charlotte #	-	6,686	-	W, 67-62
3/20	California (HCC) #	-	12,031	-	W, 73-72
3/22	Alabama-Birm. #	-	4,604	-	L, 79-85

% Connecticut Mutual Classic, Hartford CC, Hartford, CT

* BIG EAST Tournament, Madison Square Garden, New York, N.Y.

National Invitation Tournament

1987-88

Head Coach: Jim Calhoun

20-14, 4-12 in the BIG EAST

12-6 home, 5-7 away, 3-1 neutral

National Invitation Tournament Champions

Rank					
Date	Opponent	UC Opp.	Attn.	TV	Score
11/28	Mid-Eastern Shore	-	3,805	-	W, 102-63
12/2	Yale	-	4,044	tv20	W, 69-59
12/6	Virginia (HCC)	-	10,087	-	L, 59-72
12/8	at Villanova	-	6,500	ESPN	L, 61-63
12/12	Morgan State	-	3,560	-	W, 103-80
12/22	Central Connecticut	-	3,813	-	W, 99-70
12/28	Hartford (HCC)%	-	12,103	-	W, 96-94
12/29	Princeton (HCC)%	-	10,839	-	W, 49-46
1/2	at Pepperdine	-	3,204	tv20	W, 63-60
1/5	at Seton Hall	-	6,427	tv20	L, 58-71
1/9	Providence (HCC)	-	11,239	NESN	W, 79-72
1/13	at Pittsburgh	-	6, 6,798	tv20	L, 58-61
1/16	at Syracuse	-	9, 29,898	tv20	W, 51-50
1/20	Villanova (HCC)	-	13,077	NESN	L, 58-69
1/23	at St. John's	-	6,008	tv20	L, 72-79 ot
1/30	at Georgetown	-	15, 10,709	tv20	L, 59-60
2/2	Seton Hall (HCC)	-	9,274	NESN	L, 59-61
2/4	at Holy Cross	-	1,338	-	W, 82-81
2/6	Georgetown (HCC)	-	14, 16,016	-	W, 66-59
2/8	at Providence	-	7,218	ESPN/tv20	L, 79-85
2/15	Boston College (HCC)	-	10,213	-	W, 53-49
2/18	at Fairfield	-	3,245	-	W, 74-48
2/20	Syracuse (HCC)	-	12, 16,016	NESN	L, 71-73
2/23	at Boston College	-	3,737	tv20	L, 56-64

2/27	Pittsburgh (HCC)	-	16,016	NESN	L, 69-74
2/29	St. John's (HCC)	-	10,781	NESN	L, 62-77
3/5	Brooklyn College	-	4,163	-	W, 90-51
3/10	vs. Providence*	-	19,591	-	W, 75-62
3/11	vs. Pittsburgh*	-	19,591	-	L, 58-75
3/17	at W. Virginia#	-	4,562	-	W, 62-57 ot
3/21	La. Tech (HCC)#	-	11,331	-	W, 65-59
3/25	Va-Commonwealth#	-	4,801	-	W, 72-61
3/29	vs. Boston College##	-	10,453	-	W, 73-67
3/30	vs. Ohio State##	-	13,779	-	W, 72-67

% Connecticut Mutual Classic, Hartford CC, Hartford, CT

* BIG EAST Tournament, Madison Square Garden, New York, N.Y.

National Invitation Tournament

National Invitation Tournament, Madison Square Garden, New York, N.Y.

1986-87

Head Coach: Jim Calhoun

9-19, 3-13 in the BIG EAST

7-9 home, 2-9 away, 0-1 neutral

Rank					
Date	Opponent	UC Opp.	Att.	TV	Score
11/29	Massachusetts	-	3,446	-	W, 58-54
12/2	at Yale	-	1,079	tv20	L, 75-77 ot
12/4	Central Conn.	-	3,676	tv20	W, 62-52
12/6	Purdue (HCC)	-	4, 9,155	-	L, 70-88
12/9	at Boston Univ.	-	1,449	NESN	L, 71-80
12/11	Rhode Island	-	3,032	-	W, 96-94 ot
12/13	Villanova +	-	7,283	NESN	L, 51-66
12/23	Fairfield	-	2,587	-	W, 54-51
12/29	Hartford (HCC)%	-	12,401	-	L, 48-49
12/30	Lehigh (HCC)%	-	9,829	-	W, 71-57
1/3	Syracuse +	-	7, 8,038	tv20	L, 71-88
1/6	at Seton Hall	-	5,057	tv20	W, 77-68
1/14	at Providence	-	10,029	tv20	L, 89-103
1/17	St. John's (HCC)	-	13, 10,039	-	L, 54-69
1/21	at Georgetown	-	15, 7,353	ESPN	L, 51-65
1/24	Providence (HCC)	-	10,479	-	L, 53-61
1/27	at Boston College	-	3,357	ESPN/tv20	W, 66-60
1/31	at Pittsburgh	-	17, 6,798	tv20	L, 52-73
2/3	at St. Peter's	-	8,741	-	L, 50-75
2/5	Holy Cross	-	3,496	-	W, 64-54
2/7	at Syracuse	-	11, 28,357	tv20	L, 53-59
2/11	Georgetown (HCC)	-	13, 11,035	NESN	L, 50-78
2/14	at Villanova	-	6,500	tv20	L, 58-67
2/18	at St. John's	-	20, 6,008	tv20	L, 55-76
2/21	Pittsburgh (HCC)	-	8, 8,964	-	L, 66-76
2/26	Boston Coll. (HCC)	-	8,340	-	L, 60-66
2/28	Seton Hall (HCC)	-	8,130	-	W, 56-54
3/5	vs. Boston College* -	-	19,591	-	L, 59-61

+ New Haven Coliseum, New Haven, CT

% Connecticut Mutual Classic, Hartford CC, Hartford, CT

* BIG EAST Tournament at Madison Square Garden, New York, N.Y.

1985-86

Head Coach: Dom Pero

12-16, 3-13 in the BIG EAST

9-6 home, 3-9 away, 0-1 neutral

Rank					
Date	Opponent	UC Opp.	Att.	TV	Score
11/26	Yale	-	W, 80-76	-	-
11/30	St. Peter's	-	W, 53-40	-	-
12/4	at Massachusetts	-	W, 78-70	-	-
12/7	Boston University	-	W, 89-76	-	-
12/10	at Fairfield	-	W, 74-72	-	-
12/14	at Rhode Island	-	W, 55-42	-	-
12/21	Minnesota (HCC)	-	W, 70-69	-	-
12/27	St. Francis (CMC-HCC)	-	W, 84-61	-	-
12/28	Northeastern (CMC-HCC)	-	L, 73-90	-	-
1/4	at Boston College	-	L, 60-61	-	-
1/8	at Georgetown	-	L, 66-70	-	-
1/11	Boston College	-	W, 80-69	-	-
1/13	Villanova (HCC)	-	L, 59-68	-	-
1/18	St. John's (HCC)	-	L, 60-61	-	-
1/21	Seton Hall	-	W, 82-70	-	-
1/25	at Syracuse	-	L, 67-80	-	-

ALL-TIME RESULTS

1/29 Central Connecticut W, 86-69
 2/5 Georgetown (HCC) L, 63-80
 2/9 at Villanova L, 53-59
 2/11 Pittsburgh W, 77-73
 2/13 at Holy Cross L, 70-73
 2/15 at St. John's L, 54-74
 2/18 at Seton Hall L, 62-65
 2/22 Providence (HCC) L, 67-74
 2/24 at Pittsburgh L, 51-79
 2/26 at Providence L, 66-69
 3/1 Syracuse (HCC) L, 68-75
 3/5 vs. Seton Hall * L, 66-76
 CMC-Connecticut Mutual Classic, Hartford CC, Hartford, CT
 *BIG EAST Tournament at Madison Square Garden, New York, N.Y.

1984-85

Head Coach: Dom Perno

13-15, 6-10 in the BIG EAST

10-7 home, 3-7 away, 0-1 neutral

11/28 at Minnesota L, 60-61
 12/4 at Yale W, 95-77
 12/6 Massachusetts W, 64-52
 12/8 Ohio State (HCC) L, 65-72
 12/11 Fairfield + L, 74-81
 12/15 Rhode Island W, 93-63
 12/28 New Hampshire (CMC-HCC) W, 81-57
 12/29 Iona (CMC-HCC) L, 54-55
 1/2 St. John's (HCC) L, 51-57
 1/5 at Villanova L, 59-70 ot
 1/9 at Providence L, 66-75
 1/12 Pittsburgh W, 76-74
 1/19 at Syracuse W, 70-68
 1/23 at Georgetown L, 66-79
 1/26 Boston College L, 77-78 ot
 1/28 U.S. International W, 90-65
 1/30 Seton Hall W, 81-76
 2/2 at St. John's L, 64-97
 2/5 Villanova (HCC) L, 71-79
 2/9 Providence (HCC) W, 84-70
 2/13 at Pittsburgh L, 71-78
 2/16 Delaware State W, 74-68
 2/18 Holy Cross W, 71-58
 2/20 Syracuse (HCC) W, 71-69
 2/23 Georgetown (HCC) L, 47-68
 2/25 at Boston College W, 74-68
 3/2 at Seton Hall L, 80-85
 3/6 vs. Georgetown* L, 62-93
 + New Haven Coliseum, New Haven, CT
 CMC-Connecticut Mutual Classic, Hartford CC, Hartford, CT
 *BIG EAST Tournament at Madison Square Garden, New York, N.Y.

1983-84

Head Coach: Dom Perno

13-15, 5-11 in the BIG EAST

9-6 home, 4-8 away, 0-1 neutral

12/1 Yale W, 76-54
 12/3 at Ohio State L, 67-74
 12/6 at Fairfield W, 77-70
 12/8 U.S. International W, 98-80
 12/10 Boston University W, 79-74
 12/13 Brooklyn College W, 75-47
 12/15 at Massachusetts L, 65-67 ot
 12/28 Columbia (CMC-HCC) W, 85-60
 12/29 Arizona State (CMC-HCC) W, 66-60
 1/4 Georgetown (HCC) L, 69-81
 1/7 at Pittsburgh W, 79-58
 1/10 at St. John's L, 65-68
 1/14 Seton Hall W, 76-68

1/18 Syracuse (HCC) L, 68-95
 1/21 at Providence W, 70-67
 1/25 New Hampshire W, 67-65
 1/27 Villanova (HCC) L, 58-69
 1/31 at Boston College L, 67-82
 2/4 at Georgetown L, 62-87
 2/6 Pittsburgh L, 71-75 ot
 2/11 St. John's (HCC) L, 65-84
 2/15 at Seton Hall W, 79-57
 2/18 at Syracuse L, 85-87 3ot
 2/20 Providence W, 62-59
 2/25 at Holy Cross L, 73-82
 2/28 at Villanova L, 70-82
 3/3 Boston College (HCC) L, 60-83
 3/8 vs. Syracuse * L, 58-73
 CMC-Connecticut Mutual Classic, Hartford CC, Hartford, CT
 *BIG EAST Tournament, Madison Square Garden, New York, N.Y.

1982-83

Head Coach: Dom Perno

12-16, 5-11 in the BIG EAST

6-7 home, 5-8 away, 1-1 neutral

11/30 at Yale W, 96-73
 12/3 at Arizona State + L, 64-79
 12/4 vs. Utah + W, 73-63
 12/7 Fairfield # L, 81-98
 12/9 Massachusetts W, 86-74
 12/11 at Boston University W, 51-50
 12/28 Air Force (CMC-HCC) W, 66-50
 12/29 Texas A&M (CMC-HCC) W, 69-63
 1/4 at Pittsburgh W, 71-67
 1/6 at Manhattan L, 51-52
 1/9 at New Hampshire L, 72-76
 1/11 St. John's (HCC) L, 73-85
 1/15 at Georgetown L, 53-74
 1/19 Holy Cross W, 72-64
 1/22 Boston College # L, 79-88
 1/26 Providence (HCC) L, 62-65
 1/29 Seton Hall W, 78-47
 2/2 at Syracuse L, 69-89
 2/5 Pittsburgh L, 71-72 ot
 2/8 at Villanova L, 79-86
 2/12 Georgetown (HCC) L, 60-77
 2/14 at St. John's L, 78-98
 2/19 Villanova (HCC) L, 68-75
 2/21 at Boston College L, 80-86
 2/26 at Providence W, 72-62
 3/1 at Seton Hall W, 78-67
 3/5 Syracuse (HCC) W, 55-54
 3/10 vs. Villanova * L, 68-69
 + Fiesta Basketball Classic, Tempe, AZ
 # New Haven Coliseum, New Haven, CT
 CMC-Connecticut Mutual Classic, Hartford CC, Hartford, CT
 *BIG EAST Tournament, Madison Square Garden, New York, NY

1981-82

Head Coach: Dom Perno

17-11, 7-7 in the BIG EAST

10-3 home, 7-7 away, 0-1 neutral

NIT First Round

11/28 at Maine W, 68-53
 12/2 New Hampshire W, 87-68
 12/5 Boston University W, 73-54
 12/8 at Fairfield + W, 75-71
 12/11 at Oral Roberts # L, 67-69
 12/12 vs. Texas Christian # W, 69-67 ot
 12/22 at Massachusetts W, 66-55
 12/29 St. Bonaventure (CMC-HCC) W, 91-73
 12/30 South Florida (CMC-HCC) W, 57-50
 1/6 at Syracuse L, 69-72

1/9 Seton Hall W, 76-66
 1/13 Boston College + W, 59-58 ot
 1/16 at St. John's L, 71-77
 1/20 at Georgetown W, 63-52
 1/23 Villanova (HCC) W, 53-51
 1/26 Yale W, 63-57
 1/28 Manhattan W, 72-57
 1/30 at Holy Cross L, 69-76
 2/1 at Providence W, 47-45 ot
 2/6 at Boston College W, 67-59
 2/10 St. John's (HCC) L, 82-93 ot
 2/13 Syracuse (HCC) L, 71-78
 2/16 at Seton Hall L, 59-61
 2/20 Providence + W, 90-61
 2/24 at Villanova L, 63-67 ot
 2/27 Georgetown (HCC) L, 42-60
 3/4 vs. St. John's * L, 52-54
 3/10 at Dayton ** L, 75-76 ot
 + New Haven Coliseum, New Haven, CT
 # Oil Capital Classic, Tulsa, OK
 CMC-Connecticut Mutual Classic, Hartford CC, Hartford, CT
 *BIG EAST Tournament, Hartford CC, Hartford, CT
 **National Invitation Tournament

1980-81

Head Coach: Dom Perno

20-9, 8-6 in the BIG EAST

12-4 home, 8-4 away, 0-1 neutral

NIT Second Round

12/6 at Yale W, 65-53
 12/9 Fairfield (HCC) W, 72-50
 12/11 Maine W, 55-51
 12/13 Boston University W, 72-65
 12/29 Army (CMC-HCC) W, 81-60
 12/30 W. Kentucky (CMC-HCC) W, 84-58
 1/3 at Rhode Island W, 74-69
 1/5 Syracuse + W, 78-59
 1/8 Holy Cross W, 66-57
 1/10 Seton Hall W, 57-47
 1/12 at New Hampshire W, 61-58
 1/14 at Boston College L, 57-58
 1/17 St. John's (HCC) W, 69-68
 1/21 at Villanova L, 59-63
 1/24 Georgetown W, 75-73 ot
 1/27 Massachusetts W, 98-64
 1/29 Rhode Island (HCC) L, 75-78
 1/31 at Manhattan W, 75-58
 2/4 at Providence W, 79-70
 2/7 Boston College L, 71-76
 2/11 at St. John's L, 65-72
 2/14 at Syracuse W, 65-63
 2/17 at Seton Hall W, 77-70
 2/21 Providence + W, 71-57
 2/23 Villanova L, 73-74
 2/28 at Georgetown L, 58-60
 3/5 vs. Villanova * L, 54-65
 3/12 at South Florida ** W, 65-55
 3/16 Minnesota ** (HCC) L, 66-84
 CMC-Connecticut Mutual Classic, Hartford CC, Hartford, CT
 + New Haven Coliseum, New Haven, CT
 *BIG EAST Tournament at Syracuse, NY
 **National Invitation Tournament

1979-80

Head Coach: Dom Perno

20-9, 3-3 in the BIG EAST

14-3 home, 4-5 away, 2-1 neutral

NIT First Round

12/1 Yale W, 83-75
 12/4 New Hampshire W, 71-62
 12/7 vs. Richmond # W, 81-79

12/8 at Utah^ # W, 66-73
 12/11 Fairfield + W, 66-57
 12/14 at Rhode Island L, 63-74
 12/22 Seton Hall W, 89-73
 12/28 Ohio U. (CMC-NHC) W, 95-76
 12/29 Pittsburgh (CMC-NHC) L, 72-77
 1/3 at New Hampshire L, 59-67
 1/5 at St. John's L, 73-83
 1/10 Boston College W, 83-71
 1/12 at Massachusetts W, 72-51
 1/16 Fordham W, 66-53
 1/19 McNeese St. W, 73-69
 1/23 Providence + W, 74-63
 1/26 at Syracuse L, 89-99
 1/30 Manhattan + W, 89-66
 2/2 at Georgetown L, 64-84
 2/6 Massachusetts W, 73-55
 2/9 Rhode Island (HCC) L, 65-68
 2/13 Boston University W, 72-65
 2/16 Central Connecticut W, 66-58
 2/18 Vermont W, 89-62
 2/20 at Holy Cross W, 88-70
 2/23 at Maine W, 87-67
 2/28 vs. Boston College* W, 79-68
 2/29 vs. Syracuse* L, 61-92
 3/5 St. Peter's % L, 56-71
 ^ Utah forfeited game, ineligible player
 # Utah Classic, Salt Lake City, UT
 + New Haven Coliseum, New Haven, CT
 CMC-Conn. Mutual Classic, New Haven Coliseum, New Haven, CT
 *Big East Tournament, Providence CC, Providence, RI
 % National Invitation Tournament

1978-79

Head Coach: Dom Perno

21-8

12-1 home, 5-5 away, 4-2 neutral

NCAA Tournament First Round

ECAC Tournament Champions

11/24 vs. Long Island # W, 84-69
 11/25 at Davidson # L, 81-84
 12/2 at Yale L, 78-94
 12/6 Fairfield W, 68-67
 12/9 Boston University W, 92-84
 12/13 at Massachusetts W, 65-62
 12/23 Maine W, 97-79
 12/29 Tulsa (CMC-NHC) W, 89-68
 12/30 East Carolina (CMC-NHC) W, 80-68
 1/3 at New Hampshire W, 72-67
 1/9 Rutgers W, 69-67 ot
 1/11 at Boston University W, 63-62 ot
 1/13 Syracuse + L, 60-74
 1/17 at Boston College L, 80-90
 1/20 at Providence L, 63-64
 1/26 vs. Holy Cross ## W, 109-102 ot
 1/27 vs. Boston College ## L, 77-78
 1/31 Manhattan + W, 77-64
 2/3 New Hampshire W, 81-64
 2/6 Harvard W, 84-70
 2/8 at Fordham W, 93-80
 2/10 Massachusetts W, 79-59
 2/13 at Rhode Island L, 71-84
 2/17 at Vermont W, 79-62
 2/21 St. Peter's W, 80-70
 2/24 Rhode Island + W, 80-75 ot

ALL-TIME RESULTS

3/1 vs. Boston College* W, 91-74
 3/3 vs. Rhode Island* W, 58-50
 3/10 vs. Syracuse** L, 81-89
 #Charlotte Invitational Tournament, Charlotte, NC
 CMC-Connecticut Mutual Classic, New Haven Coliseum,
 New Haven, CT
 + New Haven Coliseum, New Haven, CT
 ## Colonial Classic, Boston Garden, Boston, MA
 *ECAC Tournament, Providence CC, Providence, RI
 **NCAA Tournament, Providence CC, Providence, RI

1977-78

Head Coach: Dom Perno
11-15

9-5 home, 2-8 away, 0-2 neutral

11/26 Fordham (HCC) W, 73-62
 11/30 at Syracuse L, 61-101
 12/3 Yale W, 73-57
 12/6 New Hampshire W, 82-68
 12/10 at Boston University L, 61-66
 12/14 at Massachusetts L, 64-74
 12/28 Niagara (HCC) # L, 72-96
 12/29 Manhattan (HCC) # W, 75-68
 1/3 Colgate W, 76-57
 1/6 St. Francis L, 81-84
 1/7 at New Hampshire W, 60-50
 1/10 at Rhode Island L, 68-78
 1/14 at Harvard W, 73-72
 1/17 Massachusetts (HCC) W, 56-49
 1/21 Providence + L, 47-57
 1/25 Boston University W, 80-63
 1/27 vs. Holy Cross * L, 63-78
 1/28 vs. Boston College * L, 72-101
 2/4 at Rutgers L, 70-78
 2/9 at St. Peter's L, 71-95
 2/11 Rhode Island L, 61-70
 2/15 at Maine L, 73-79
 2/18 Vermont W, 59-48
 2/22 Boston College L, 74-76
 2/25 Manhattan W, 57-54
 2/28 at Fairfield L, 57-63
 # UConn Classic, Hartford Civic Center, Hartford, CT
 + New Haven Coliseum, New Haven, CT
 * Colonial Classic, Boston Garden, Boston, MA

1976-77

Head Coach: Dee Rowe
17-10

12-4 home, 4-4 away, 1-2 neutral

12/1 Boston University W, 73-69 ot
 12/4 at Yale W, 56-50
 12/7 at Columbia L, 71-72
 12/11 George Washington W, 72-70
 12/14 vs. Duke # L, 59-64 ot
 12/16 at New Hampshire W, 65-51
 12/28 Colgate (HCC) + W, 73-66 ot
 12/29 Illinois State (HCC) + L, 77-88
 1/4 Maine W, 79-63
 1/6 St. Peter's W, 52-50
 1/8 Rutgers (HCC) L, 77-84 ot
 1/11 at Providence L, 71-86
 1/13 Massachusetts (HCC) L, 80-81
 1/15 Harvard W, 68-64
 1/18 New Hampshire W, 76-56
 1/21 Rhode Island (HCC) W, 67-65
 1/24 at Boston University W, 67-65
 1/27 at Boston College W, 83-66
 1/29 at Massachusetts L, 64-65
 2/10 at Manhattan L, 69-72 ot
 2/12 Vermont W, 70-64
 2/16 Holy Cross W, 89-85
 2/19 at Vermont L, 77-85
 2/26 at Rhode Island W, 90-89

3/1 Fairfield W, 87-75
 3/3 vs. Holy Cross* L, 77-89
 3/5 vs. Fairfield* W, 72-66
 # Madison Square Garden, New York, NY
 + UConn Classic, Hartford Civic Center, Hartford, CT
 *ECAC Tournament, Hartford Civic Center,
 Hartford, CT

1975-76

Head Coach: Dee Rowe
19-10

8-4 home, 7-4 away, 4-2 neutral

NCAA Tournament Sweet 16

ECAC Tournament Champions

11/28 vs. Manhattan ^ L, 83-99
 11/29 vs. Colgate ^ W, 66-52
 12/3 Canisius W, 83-69
 12/6 Yale W, 71-59
 12/9 Boston University W, 95-78
 12/13 at Rutgers L, 83-96
 1/2 Boston College (HCC) L, 83-94
 1/6 Vermont L, 85-86 ot
 1/9 Columbia ## W, 98-69
 1/10 American ## W, 83-70
 1/13 at George Washington L, 92-106
 1/17 at Maine W, 83-69
 1/21 Manhattan W, 84-66
 1/24 at Rhode Island L, 60-63
 1/28 at Holy Cross W, 73-69
 1/31 at Massachusetts W, 72-66
 2/4 Boston University W, 78-70
 2/7 Massachusetts L, 73-86
 2/12 vs. Lafayette + W, 86-79
 2/14 at Vermont W, 78-71
 2/19 Maine L, 63-64
 2/21 at New Hampshire L, 82-85 ot
 2/26 New Hampshire W, 99-54
 2/28 Rhode Island W, 76-66
 3/2 at Fairfield W, 72-70
 3/4 vs. Massachusetts* W, 73-69
 3/6 vs. Providence* W, 87-73
 3/13 vs. Hofstra** W, 80-78 ot
 3/18 vs. Rutgers*** L, 79-93
 ^ Lapchick Memorial Classic, Jamaica, NY
 ## UConn Classic, Field House, Storrs, CT
 + Madison Square Garden, New York, NY
 *ECAC Tournament
 **NCAA Tourn. First Round, Providence CC,
 Providence, RI
 *** NCAA Tourn. Second Round, Greensboro
 Coliseum, Greensboro, NC

1974-75

Head Coach: Dee Rowe
18-10

11-2 home, 6-3 away, 1-5 neutral

NIT First Round

11/30 at Yale W, 88-73
 12/3 California State-Fullerton W, 78-63
 12/6 vs. Mississippi St. ^ L, 87-89
 12/7 vs. Portland ^ W, 69-64
 12/10 Vermont W, 90-84
 12/14 Rhode Island W, 85-68
 1/4 at New Hampshire L, 56-57
 1/10 Eastern Michigan ## W, 76-60
 1/11 East Carolina ## W, 79-77
 1/15 New Hampshire W, 73-67
 1/18 at Colgate W, 80-65
 1/22 Long Island W, 85-83
 1/25 at Vermont L, 69-70
 1/28 Fairfield W, 87-78
 2/? at Maine W, 100-90 ot

2/5 Boston University W, 106-85
 2/8 at Massachusetts W, 80-76 ot
 2/11 Rutgers W, 90-89
 2/13 vs. Manhattan + L, 69-77
 2/15 Massachusetts L, 75-76
 2/19 at Boston University W, 94-79
 2/22 Maine W, 80-71
 2/25 at Boston College L, 67-68
 3/1 at Rhode Island W, 73-71
 3/4 Holy Cross L, 69-81
 3/6 vs. Boston College* L, 58-68
 3/8 vs. Providence* L, 83-108
 3/16 vs. South Carolina \$ L, 61-71

^ Show-Me Classic, Univ. of Missouri, Columbia, MO
 ## UConn Classic, Field House, Storrs, CT
 + Madison Square Garden, New York, NY
 *ECAC Tournament
 \$ National Invitation Tournament, Madison Square
 Garden, New York, NY

1973-74

Head Coach: Dee Rowe
19-8

10-2 home, 7-4 away, 2-2 neutral

NIT Quarterfinals

12/1 Yale W, 102-88
 12/5 Holy Cross L, 85-91
 12/8 at Harvard W, 80-52
 12/11 at Massachusetts L, 72-79
 12/15 Manhattan (OT) W, 76-72 ot
 12/28 vs. Pittsburgh # L, 63-83
 12/29 vs. Virginia Military Inst. # W, 80-78
 1/3 New Hampshire L, 70-76
 1/7 Colgate W, 66-58
 1/10 at Syracuse W, 61-60
 1/12 Vermont W, 69-56
 1/16 Columbia W, 63-56
 1/19 at Maine W, 79-69
 1/22 at Boston University W, 91-78
 1/26 at Vermont W, 67-60
 1/30 at Holy Cross W, 71-68
 2/2 Maine W, 93-71
 2/5 at Rhode Island L, 70-80 3ot
 2/9 Massachusetts W, 79-76 ot
 2/13 at New Hampshire W, 72-62
 2/16 at Georgetown L, 66-67
 2/19 at Rutgers L, 82-89
 2/23 Rhode Island W, 72-55
 2/26 Boston College W, 77-69
 3/2 Boston University W, 94-71
 3/17 vs. St. John's* W, 82-70
 3/21 vs. Boston College* L, 75-76
 # Razorback Invitational, Little Rock, AR
 *National Invitation Tournament, Madison Square
 Garden, New York, NY

1972-73

Head Coach: Dee Rowe
15-10

8-4 home, 7-6 away

12/2 at Yale W, 92-71
 12/6 Holy Cross L, 90-96
 12/9 Rutgers L, 72-86
 12/12 Massachusetts W, 71-68
 12/16 at Columbia W, 71-62
 12/22 Harvard # L, 70-80
 12/23 Syracuse # L, 73-104
 1/3 at New Hampshire W, 60-59
 1/6 at Florida State L, 55-91
 1/9 at Florida Southern L, 85-93
 1/11 at South Florida W, 84-67
 1/13 Georgetown W, 78-64
 1/20 Rhode Island W, 74-72

1/24 Dartmouth W, 97-78
 1/27 at Vermont W, 104-74
 2/3 Maine W, 98-81
 2/7 at Boston University L, 99-107
 2/10 at Massachusetts L, 67-83
 2/13 New Hampshire W, 81-69
 2/15 Vermont W, 88-46
 2/17 at Maine L, 105-110 ot
 2/22 at Manhattan L, 87-97
 2/24 at Rhode Island W, 91-77
 2/27 at Boston College W, 66-65
 3/3 Boston University W, 66-53
 # Connecticut Classic, Field House, Storrs, CT

1971-72

Head Coach: Dee Rowe
8-17

6-8 home, 2-8 away, 0-1 neutral

12/1 at Dartmouth L, 89-107
 12/4 Yale W, 66-64
 12/8 Fairfield L, 69-76
 12/11 Vermont W, 98-61
 12/14 at Massachusetts L, 67-69
 12/18 at Holy Cross L, 77-96
 12/21 Columbia W, 68-62
 12/29 at Oral Roberts # L, 88-106
 12/30 vs. East Carolina # L, 64-74
 1/5 Colgate L, 80-86
 1/8 at Rhode Island L, 52-57
 1/12 Hawaii L, 71-77
 1/15 Maine W, 72-69 ot
 1/25 Boston University L, 67-70
 1/29 at Vermont W, 63-52
 2/3 Georgetown W, 89-81
 2/5 at Maine L, 51-52
 2/8 at New Hampshire W, 77-65
 2/12 Massachusetts W, 58-56
 2/16 New Hampshire L, 65-73
 2/19 at Syracuse L, 69-98
 2/22 at Rutgers L, 86-89
 2/26 Rhode Island L, 78-89
 2/29 Boston College L, 39-41 ot
 3/4 Manhattan L, 71-83
 # Oral Roberts Classic, Tulsa, OK

1970-71

Head Coach: Dee Rowe
10-14

6-5 home, 3-8 away, 1-1 neutral

12/5 at Yale L, 80-94
 12/9 at New Hampshire W, 74-71
 12/12 Boston University W, 64-62
 12/15 Massachusetts L, 68-74
 12/18 vs. Oklahoma State # L, 64-80
 12/19 vs. Yale # W, 84-76
 1/7 New Hampshire W, 82-79
 1/9 Rhode Island L, 67-75
 1/12 at Boston College L, 69-71
 1/16 Vermont W, 107-82
 1/27 at Fairfield L, 72-88
 1/30 at Maine L, 99-112
 2/2 Dartmouth L, 62-69
 2/4 at Georgetown L, 75-98
 2/6 Maine W, 88-54
 2/8 Florida Southern W, 82-74
 2/10 at Colgate W, 94-76
 2/13 at Massachusetts L, 67-89
 2/15 Holy Cross L, 78-103
 2/17 at Vermont W, 100-80
 2/20 Syracuse L, 76-97
 2/23 Rutgers W, 70-66
 2/25 at Manhattan L, 83-86
 2/27 at Rhode Island L, 78-96
 # Bayou Classic, Lafayette, LA

ALL-TIME RESULTS

1969-70

Head Coach: Dee Rowe
14-9

7-3 home, 7-4 away, 0-2 neutral

Yankee Conference Champion

12/3	Fairfield	W, 65-64
12/6	Yale	W, 91-77
12/10	New Hampshire	W, 81-61
12/13	Boston College	W, 77-72
12/16	at Massachusetts	W, 88-71
12/20	at Holy Cross	L, 104-122
12/23	Manhattan	L, 62-75
12/27	vs. Villanova #	L, 71-89
12/29	vs. Wake Forest #	L, 77-103
1/5	at Maine	W, 83-75
1/10	at Rhode Island	W, 77-74 ot
1/22	at Vermont	W, 85-79
1/24	at Dartmouth	L, 83-88
1/26	at Boston University	W, 90-81 ot
1/31	Vermont	L, 63-69
2/3	at Fordham	W, 66-64
2/7	Maine	W, 99-74
2/11	at Syracuse	L, 80-101
2/14	Massachusetts	L, 65-71
2/18	at New Hampshire	W, 80-69
2/21	Colgate	W, 96-82
2/24	at Rutgers	L, 84-90 ot
2/28	Rhode Island	W, 35-32

Quaker City Tournament, Spectrum, Philadelphia, PA

1968-69

Head Coach: Burr Carlson
5-19

5-7 home, 0-12 away

11/30	at Yale	L, 70-89
12/7	at Boston College	L, 75-105
12/11	at New Hampshire	L, 78-97
12/14	Fordham	L, 55-66
12/17	Massachusetts	L, 66-80
12/21	Holy Cross	L, 63-67
12/28	at San Jose	L, 83-96
12/30	at UC Santa Barbara	L, 70-84
1/1	at Utah	L, 85-105
1/4	Dartmouth	L, 62-74
1/8	Syracuse	W, 103-84
1/11	Rhode Island	W, 102-92
1/23	at Vermont	L, 87-99
1/25	Manhattan	L, 78-93
2/1	Vermont	W, 96-78
2/4	at Seton Hall	L, 79-81
2/8	at Maine	L, 88-116
2/11	Boston University	W, 74-72
2/15	at Massachusetts	L, 70-85
2/17	Maine	L, 70-84
2/19	New Hampshire	W, 88-84
2/22	at Long Island University	L, 46-86
2/25	Rutgers	L, 79-81
3/1	at Rhode Island	L, 72-92

1967-68

Head Coach: Burr Carlson
11-13

7-5 home, 4-7 away, 0-1 neutral

12/2	Yale	W, 70-62
12/5	at Boston University	L, 72-79
12/9	Boston College	L, 60-76
12/13	at St. Francis (NY)	L, 62-82
12/16	at Fordham	L, 48-57
12/28	William & Mary #	W, 51-49
12/29	Texas Christian #	L, 65-72
1/3	at Holy Cross	L, 77-83
1/6	at Maine	W, 81-79
1/10	New Hampshire	W, 96-70

1/13	at Rhode Island	L, 65-78
1/25	at Vermont	W, 87-59
1/27	at Syracuse	W, 89-84
1/31	at Massachusetts	L, 63-65
2/3	Vermont	W, 82-62
2/10	Maine	W, 93-69
2/13	at Rutgers	L, 66-71
2/17	Massachusetts	L, 44-56
2/20	at New Hampshire	W, 94-68
2/22	Holy Cross	L, 85-86 ot
2/24	Long Island University	L, 47-64
2/26	Seton Hall	W, 71-66
2/29	vs. Manhattan +	L, 69-83
3/2	Rhode Island	W, 62-58

Basketball Classic, Field House, Storrs, CT
+ Madison Square Garden, New York, NY

1966-67

Head Coach: Fred A. Shabel
17-7

13-2 home, 4-4 away, 0-1 neutral

NCAA Tournament First Round

Yankee Conference Champion

12/1	American International	W, 81-58
12/3	at Yale	L, 57-65
12/7	at New Hampshire	W, 77-56
12/10	at Boston College	L, 69-87
12/14	St. Francis (NY)	W, 81-65
12/17	East Carolina	W, 89-60
12/28	George Washington #	W, 89-69
12/30	Virginia #	W, 100-79
1/4	Holy Cross	L, 69-74 ot
1/7	at Vermont	W, 58-49
1/14	Rhode Island	W, 80-78
1/16	Vermont	W, 99-70
1/21	Fordham	W, 67-66
2/1	Massachusetts	W, 66-59
2/4	Maine	W, 109-65
2/6	Syracuse	L, 79-90
2/11	Boston University	W, 113-64
2/13	at Maine	W, 114-88
2/18	at Massachusetts	W, 60-59
2/21	New Hampshire	W, 114-75
2/23	Rutgers	W, 84-77
2/25	at Rhode Island	L, 86-87
3/1	at Holy Cross	L, 61-70
3/11	vs. Boston College*	L, 42-48

Basketball Classic, Field House, Storrs, CT
*NCAA Tournament, Kingston, RI

1965-66

Head Coach: Fred A. Shabel
16-8

8-3 home, 8-5 away

Yankee Conference Co-Champion

12/1	at American International	W, 89-72
12/4	Yale	W, 95-73
12/7	Manhattan	W, 76-55
12/11	Boston College	L, 74-90
12/13	at Maine	W, 84-69
12/18	at Syracuse	L, 62-87
12/21	at Fordham	L, 62-72
12/28	at Baylor	W, 96-88
12/30	at Southern Methodist	L, 66-80
1/5	Holy Cross	L, 72-73
1/12	New Hampshire	W, 119-74
1/15	at Rhode Island	L, 68-82
1/28	Colgate	W, 97-74
1/29	Vermont	W, 96-64
2/2	at Massachusetts	W, 90-60
2/5	Maine	W, 114-58
2/8	at Boston University	W, 62-43
2/12	at Holy Cross	L, 70-73

2/15	at New Hampshire	W, 113-62
2/19	Massachusetts	W, 91-64
2/23	at Rutgers	W, 96-84
2/26	at Vermont	W, 92-70
3/1	Rhode Island	W, 96-74
3/4	Rhode Island #	L, 62-67

Yankee Conference Playoff Game

1964-65

Head Coach: Fred A. Shabel
23-3

12-1 home, 10-0 away, 1-2 neutral

NCAA Tournament First Round

Yankee Conference Champion

12/1	American International	W, 98-67
12/5	at Yale	W, 68-47
12/9	Harvard	W, 78-63
12/12	at Boston College	W, 85-81 ot
12/15	Massachusetts	W, 77-67
12/17	at Maine	W, 89-62
12/19	Fordham	W, 70-67
12/31	vs. Cornell #	W, 75-63
1/2	vs. Virginia #	L, 63-68
1/5	Holy Cross	L, 62-77
1/9	Vermont	W, 111-66
1/12	at New Hampshire	W, 82-62
1/16	Rhode Island	W, 78-68
1/27	Temple	W, 71-60
1/30	at Vermont	W, 107-60
2/3	Rutgers	W, 103-73
2/6	Maine	W, 95-59
2/9	at Massachusetts	W, 70-63
2/13	at Holy Cross	W, 87-76
2/16	Boston University	W, 89-78
2/20	American University	W, 115-60
2/24	at Manhattan	W, 80-75 ot
2/27	New Hampshire	W, 109-61
3/3	at Colgate	W, 101-66
3/8	at Rhode Island	W, 88-73
3/8	vs. St. Joseph's**	L, 61-67

Queen City Tournament, Buffalo, NY

**NCAA Tournament, Philadelphia, PA

1963-64

Head Coach: Fred A. Shabel
16-11

9-3 home, 6-6 away, 2-1 neutral

NCAA Tournament Elite Eight

Yankee Conference Co-Champion

12/4	American International	W, 95-49
12/7	Yale	L, 60-64
12/10	at Massachusetts	L, 59-60
12/14	Boston College	W, 108-81
12/18	at Fordham	W, 59-51
12/21	at Canisius	L, 56-84
1/4	Manhattan	W, 73-57
1/9	at Boston University	L, 53-55
1/11	New Hampshire	W, 73-60
1/13	Maine	W, 71-58
1/18	Rhode Island	W, 43-41
1/29	at Temple	L, 45-53
2/1	at Vermont	W, 79-46
2/5	at Rutgers	L, 67-68
2/8	at Maine	W, 80-53
2/11	Massachusetts	W, 72-50
2/14	Vermont	W, 90-64
2/15	Holy Cross	L, 57-62
2/19	at Holy Cross	L, 56-60
2/22	Colgate	W, 100-62
2/25	at New Hampshire	W, 58-55
2/29	at Rhode Island	L, 53-54
3/4	at Rhode Island #	W, 61-60
3/6	Syracuse	L, 49-58

3/9	vs. Temple**	W, 53-48
3/14	vs. Princeton***	W, 52-50
3/16	vs. Duke***	L, 54-101

Yankee Conference Play-off Game

**NCAA Tournament First Round, Philadelphia, PA

***NCAA Tournament Second Round & Final 8, Raleigh, NC

1962-63

Head Coach: Hugh S. Greer (7-3),
George Wigton (11-4)

18-7

10-2 home, 8-4 away, 0-1 neutral

NCAA Tournament First Round

Yankee Conference Champion

12/1	at Yale	W, 61-49
12/8	at Boston College	W, 63-53
12/12	Massachusetts	W, 85-61
12/15	Fordham	L, 66-75
12/17	American University	W, 64-58
12/18	at Loyola (New Orleans)	L, 49-51
1/5	at Holy Cross	L, 50-74
1/8	at New Hampshire	W, 86-58
1/11	Vermont	W, 88-67
1/12	Maine	W, 92-64
1/24	Canisius	L, 65-74
1/29	Boston University	W, 90-76
2/2	at Vermont	W, 95-62
2/6	American International	W, 93-57
2/9	at Maine	W, 89-61
2/12	at Massachusetts	W, 79-66
2/16	Holy Cross	W, 85-75
2/19	at Rhode Island	L, 62-65
2/21	at Manhattan	W, 68-64
2/23	Rutgers	W, 88-63
2/26	New Hampshire	W, 102-72
3/2	Rhode Island	W, 88-73
3/7	at Syracuse	W, 92-74
3/9	at Colgate	L, 67-69
3/11	vs. West Virginia*	L, 71-77

*NCAA Tournament, Philadelphia, PA

1961-62

Head Coach: Hugh S. Greer
16-8

12-3 home, 4-5 away

12/2	Yale	W, 82-64
12/6	at Harvard	W, 79-68
12/9	Boston College	W, 78-71
12/12	at Massachusetts	W, 76-65
12/16	at Fordham	L, 68-85
12/18	Brown	W, 67-61
1/2	Maine	L, 68-73
1/6	Holy Cross	L, 70-79
1/9	at Rhode Island	L, 63-70
1/11	New Hampshire	W, 104-56
1/13	Manhattan	W, 69-68
1/27	at Vermont	W, 67-63
1/29	Loyola (New Orleans)	W, 84-74
2/3	at Boston University	W, 82-63
2/6	American International	W, 78-51
2/10	Vermont	W, 91-57
2/13	Massachusetts	W, 72-56
2/17	at Holy Cross	L, 64-103
2/20	at Maine	L, 68-70
2/23	at Rutgers	L, 62-93
2/27	New Hampshire	W, 85-72
3/3	Rhode Island	W, 89-83
3/5	Syracuse	L, 67-72
3/9	Colgate	W, 94-78

ALL-TIME RESULTS

1960-61

Head Coach: Hugh S. Greer

11-13

8-2 home, 3-9 away, 0-2 neutral

12/1	American International	W, 78-56
12/3	at Yale	L, 55-63
12/9	at Boston College	L, 96-110
12/13	Massachusetts	W, 72-70
12/15	at Vermont	W, 84-73
12/17	Fordham	W, 74-71
12/20	Brown	W, 85-71
12/31	vs. Drake #	L, 81-90
1/2	vs. Princeton #	L, 76-88
1/4	Rutgers	W, 95-74
1/7	at Holy Cross	L, 85-103
1/10	at Boston University	L, 73-77
1/12	at New Hampshire	W, 79-77
1/14	Rhode Island	W, 74-68
1/28	Vermont	W, 81-61
1/31	at Maine	L, 55-74
2/2	at Manhattan	W, 73-71
2/8	New Hampshire	L, 84-91
2/11	Maine	W, 73-60
2/14	at Massachusetts	L, 54-71
2/18	Holy Cross	L, 89-98
2/25	at Georgetown	L, 80-99
3/1	at Colgate	L, 71-83
3/4	at Rhode Island	L, 61-73

Queen City Invitational, Buffalo, NY

1959-60

Head Coach: Hugh S. Greer

17-9

12-2 home, 5-6 away, 0-1 neutral

NCAA Tournament First Round

Yankee Conference Champion

12/1	American International	W, 82-52
12/5	Yale	W, 66-65
12/9	at New Hampshire	W, 75-51
12/12	Boston College	W, 84-67
12/15	at Massachusetts	L, 60-62
12/19	at Rutgers	W, 74-62
12/22	Santa Clara	L, 47-54
1/2	at Fordham	W, 80-66
1/5	New Hampshire	W, 75-52
1/9	Holy Cross	L, 49-52
1/13	Boston University	W, 78-60
1/16	at Niagara	L, 79-112
1/30	Manhattan	W, 64-56
2/2	at Syracuse	L, 64-65
2/4	at Vermont	W, 71-65
2/6	at Maine	L, 74-75
2/9	at Rhode Island	W, 66-62
2/12	Maine	W, 91-79
2/13	at Temple	L, 67-69
2/16	Massachusetts	W, 71-49
2/20	at Holy Cross	L, 66-98
2/23	Canisius	W, 96-66
2/27	Vermont	W, 84-73
3/3	Colgate	W, 93-67
3/5	Rhode Island	W, 95-79
3/8	vs. New York University*	L, 59-78

*NCAA Tournament, New York, NY

1958-59

Head Coach: Hugh S. Greer

17-7

9-3 home, 7-3 away, 1-1 neutral

NCAA Tournament First Round

Yankee Conference Champion

12/3	American International	W, 76-63
12/6	at Yale	W, 60-52

12/9	New Hampshire	W, 77-46
12/13	at Boston College	L, 55-81
12/15	Massachusetts	W, 71-67
12/17	at Colgate	W, 72-57
12/20	vs. Manhattan +	W, 59-57
12/22	Georgetown	W, 76-68
12/27	Temple	W, 64-46
1/3	Fordham	W, 74-63
1/6	Maine	W, 73-58
1/10	Holy Cross	L, 50-74
1/13	at New Hampshire	W, 65-51
1/17	at Vermont	W, 82-69
1/31	Maine	W, 72-61
2/7	Vermont	L, 60-61
2/10	at Boston University	L, 55-67
2/14	Rhode Island	W, 70-64
2/16	at Massachusetts	L, 79-80
2/18	Syracuse	L, 64-72
2/21	at Holy Cross	W, 71-69
3/4	at Rhode Island	W, 87-63
3/7	at Rutgers	W, 80-55
3/10	vs. Boston University*	L, 58-60

+ Madison Square Garden, New York, NY

*NCAA Tournament, New York, NY

1957-58

Head Coach: Hugh S. Greer

17-10

11-6 home, 4-2 away, 2-2 neutral

NCAA Tournament First Round

Yankee Conference Champion

12/2	American International	W, 84-55
12/4	at Massachusetts	W, 99-57
12/7	Yale	L, 74-79
12/9	at New Hampshire	W, 90-50
12/11	Rutgers	W, 73-63
12/14	Boston College	L, 68-82
12/18	Colgate	W, 82-61
12/26	vs. Seattle^	L, 83-87
12/28	vs. New York University^	W, 74-68
12/30	vs. Pittsburgh^	W, 68-60
1/4	Manhattan	L, 57-62
1/11	Holy Cross	W, 77-68
1/14	New Hampshire	W, 81-69
1/18	Vermont	W, 99-85
1/30	Maine	W, 84-62
2/1	at Fordham	L, 70-86
2/4	Pittsburgh	L, 62-77
2/6	at Vermont	W, 107-95
2/8	at Maine	W, 103-62
2/10	Boston University	W, 77-71
2/12	at Northeastern	W, 87-59
2/15	at Rhode Island	W, 102-57
2/18	Massachusetts	W, 86-72
2/25	at Holy Cross	L, 89-92
3/1	Rhode Island	L, 81-85
3/8	at Syracuse	L, 70-75
3/11	vs. Dartmouth*	L, 64-75

^ ECAC Holiday Festival, Madison Square Garden, New York, N.Y.

*NCAA Tournament, Madison Square Garden, New York, N.Y.

1956-57

Head Coach: Hugh S. Greer

17-8

7-5 home, 8-2 away, 2-1 neutral

NCAA Tournament First Round

Yankee Conference Champion

12/1	Colby	W, 103-89
12/3	New Hampshire	W, 98-50
12/6	at Yale	W, 77-66
12/11	at Rutgers	W, 88-75

12/15	Boston College	L, 81-87
12/22	at Manhattan	L, 86-100
12/27	at Miami (Fla.)^	W, 74-70
12/28	vs. Stanford^	W, 57-56
12/29	vs. Pittsburgh^	W, 64-50 ot
1/2	Dartmouth	L, 67-70 ot
1/5	Yale	L, 64-66
1/7	Syracuse	L, 78-79
1/12	Holy Cross	W, 97-72
1/15	at New Hampshire	W, 94-54
1/26	at Colgate	L, 86-96
1/30	at Maine	W, 124-92
2/2	Fordham	L, 67-68
2/5	at Massachusetts	W, 97-71
2/9	Maine	W, 118-81
2/16	Rhode Island	W, 88-79
2/19	Massachusetts	W, 90-77
2/23	American International	W, 118-88
2/26	at Holy Cross	W, 97-80
3/2	at Rhode Island	W, 94-93
3/12	vs. Syracuse*	L, 76-82

^ Orange Bowl Tournament, Miami, Florida

*NCAA Tournament, New York, NY

1955-56

Head Coach: Hugh S. Greer

17-11

8-4 home, 6-5 away, 3-2 neutral

NCAA Tournament Sweet 16

Yankee Conference Champion

12/1	American International	W, 91-76
12/5	New Hampshire	W, 88-63
12/7	Yale	L, 87-92
12/16	at St. Joseph's (PA)	W, 71-66
12/19	Manhattan	L, 82-85
12/22	at New York University	W, 90-82
12/28	vs. Brown^	W, 72-66
12/29	vs. Massachusetts^	W, 73-69
12/30	at Colby^	W, 79-71
1/4	Holy Cross	L, 68-85
1/7	at Rhode Island	W, 88-86
1/14	Boston College	W, 88-57
1/17	at New Hampshire	W, 93-56
1/27	at Syracuse	L, 82-102
1/28	at Colgate	W, 82-80
2/1	at Fordham	L, 72-82
2/4	Niagara	L, 81-84
2/6	at Maine	W, 94-68
2/7	Rutgers	W, 105-85
2/10	Maine	W, 109-96
2/11	at Colby	L, 93-98
2/16	Northeastern	W, 80-74
2/18	Rhode Island	W, 92-90
2/21	at Massachusetts	L, 85-87
2/27	at Holy Cross	L, 81-103
3/13	vs. Manhattan*	W, 84-75
3/16	vs. Temple**	L, 59-65
3/17	vs. Dartmouth**	L, 64-85

^ New England Tournament, Waterville, ME

*NCAA Tournament First Round, New York, NY

**NCAA Tournament Second Round & Consolation Round, Philadelphia, PA

1954-55

Head Coach: Hugh S. Greer

20-5

10-2 home, 10-2 away, 0-1 neutral

NIT First Round

Yankee Conference Champion

12/1	Rhode Island	W, 116-77
12/3	St. Joseph's (PA)	W, 79-78
12/8	at Yale	W, 83-57

12/13	at Boston College	W, 117-74
12/17	American International	W, 103-78
12/21	at Manhattan	W, 90-79
12/27	Harvard^	W, 98-60
12/28	Brown^	W, 91-68
12/29	Dartmouth^	L, 65-66
1/5	New Hampshire	W, 102-84
1/6	Maine	W, 99-58
1/8	Rhode Island	W, 92-83
1/11	Boston University	W, 84-75
1/15	Boston College	W, 95-76
1/29	at Northeastern	W, 72-44
2/2	Fordham	L, 65-70
2/5	Colgate	W, 93-85
2/8	at Dartmouth	L, 54-69
2/11	at New Hampshire	W, 103-85
2/12	at Maine	W, 116-73
2/16	at Rutgers	W, 91-78
2/19	at Rhode Island	W, 90-72
2/22	Massachusetts	W, 93-75
2/26	Holy Cross	L, 58-60
3/12	St. Louis*	L, 103-110

^ New England Tournament, Storrs, CT

*National Invitation Tournament, New York, NY

1953-54

Head Coach: Hugh S. Greer

23-3

11-0 home, 10-2 away, 2-1 neutral

NCAA Tournament First Round

Yankee Conference Champion

12/1	at Rhode Island	W, 90-81
12/3	American International	W, 77-49
12/5	Yale	W, 56-52
12/8	at Colby	W, 79-65
12/12	at Bucknell	W, 80-64
12/19	St. Joseph's (PA)	W, 85-77
12/28	vs. Brown^	W, 87-63
12/29	vs. Springfield^	W, 80-67
12/30	at Dartmouth^	W, 70-58
1/5	Maine	W, 108-60
1/6	New Hampshire	W, 104-48
1/9	Rhode Island	W, 78-54
1/12	at Boston University	W, 62-55
1/16	Boston College	W, 106-81
2/3	at Fordham	L, 63-70
2/6	at Colgate	L, 68-74
2/9	at Wagner	W, 71-61
2/12	at New Hampshire	W, 107-68
2/13	at Maine	W, 102-61
2/16	Rutgers	W, 91-78
2/20	Rhode Island	W, 79-74
2/25	at Massachusetts	W, 75-66
2/27	at Holy Cross	W, 78-77
3/1	Tufts	W, 91-69
3/3	Columbia	W, 80-64
3/8	vs. Navy*	L, 80-85

^ New England Tournament, Hanover, NH

*NCAA Tournament, Buffalo, NY

1952-53

Head Coach: Hugh S. Greer

17-4

11-1 home, 6-3 away

Yankee Conference Champion

12/3	American International	W, 73-55
12/6	Rensselaer Polytech	W, 78-48
12/9	at Yale	W, 76-68
12/13	Boston College	W, 70-51
12/16	at Brown	W, 81-62
12/20	Villanova	W, 75-71
12/30	at Rutgers	W, 82-73
1/3	Maine	W, 87-66

ALL-TIME RESULTS

1/7	Holy Cross	L, 67-71
1/10	Rhode Island	W, 80-74
1/14	at Columbia	L, 59-71
1/16	Colgate	W, 65-64
2/7	at St. Joseph's (PA)	L, 69-78
2/9	Wagner	W, 64-61
2/13	at New Hampshire	W, 82-59
2/14	at Maine	W, 76-66
2/18	Brown	W, 91-59
2/21	at Rhode Island	L, 80-82
2/26	Massachusetts	W, 89-51
2/28	Boston University	W, 105-73
3/2	at Tufts	W, 115-74

1951-52

Head Coach: Hugh S. Greer
20-7

12-2 home, 8-5 away

Yankee Conference Champion

11/29	American International	W, 75-55
12/1	St. Francis (NY)	L, 69-77
12/5	Tufts	W, 78-52
12/8	Buffalo	W, 72-69
12/12	Brown	W, 86-65
12/15	Boston College	L, 53-57
12/18	at Yale	W, 56-47
12/20	V.M.I.	W, 63-47
12/21	V.M.I.	W, 74-55
12/27	at Buffalo	L, 58-65
12/29	Puerto Rico	W, 88-54
1/4	Wayne	W, 59-58
1/5	Maine	W, 71-57
1/12	at Rhode Island	L, 62-64
1/16	at Wesleyan	W, 69-38
1/17	New Hampshire	W, 75-58
1/26	at Colgate	L, 54-76
2/2	at Brown	W, 63-59
2/4	at Boston University	W, 70-64
2/8	Bucknell	W, 85-59
2/12	at Holy Cross	L, 53-72
2/15	at New Hampshire	W, 65-61
2/16	at Maine	W, 66-53
2/23	Rhode Island	W, 72-67
2/27	at Massachusetts	W, 68-54
3/1	at Villanova	W, 63-58
3/5	at St. Francis	L, 47-63

1950-51

Head Coach: Hugh S. Greer
22-4

11-2 home, 11-1 away, 0-1 neutral

NCAA Tournament First Round

Yankee Conference Champion

11/30	American International	W, 68-46
12/2	Springfield	W, 46-44
12/6	at Tufts	W, 68-59
12/9	at Brown	W, 64-58
12/13	Yale	W, 71-65
12/15	at R.P.I.	L, 67-72
12/16	at McGill	W, 50-41
12/21	Colby	W, 66-61
12/23	Boston College	W, 56-52
12/26	at Buffalo	W, 61-51
1/5	Maine	W, 68-52
1/6	Vermont	W, 71-43
1/10	at Northeastern	W, 75-55
1/13	Rhode Island	L, 72-77
1/27	at Muhlenberg	W, 52-44
1/30	at American International	W, 66-55
2/3	at Springfield	W, 54-49
2/7	Brown	L, 58-60
2/10	Wesleyan	W, 74-51
2/13	Temple	W, 76-61

2/16	at New Hampshire	W, 85-54
2/17	at Maine	W, 83-62
2/20	Boston University	W, 74-59
2/24	at Rhode Island	W, 75-70
2/28	Massachusetts	W, 92-50
3/20	vs. St. John's *	L, 52-63

*NCAA Tournament, New York, NY

1949-50

Head Coach: Hugh S. Greer
17-8

11-3 home, 6-5 away

American International	W, 66-51
Springfield	W, 56-36
Tufts	W, 56-39
at Brown	L, 59-69
at Yale	L, 44-62
Manhattan	L, 56-71
Pittsburgh	L, 35-52
Muhlenberg	L, 61-73
Maine	W, 65-56
at Rhode Island	L, 65-83
Wayne	W, 65-47
at Massachusetts	L, 57-61
Northeastern	W, 77-40
New Hampshire	W, 73-35
at Buffalo	W, 56-40
at Dartmouth	W, 78-71
at Vermont	W, 61-44
at Springfield	L, 58-59
Brown	W, 74-60
at Wesleyan	W, 82-58
at Bates	W, 77-70
at Maine	W, 67-58
Boston University	W, 107-67
Rhode Island	W, 74-71
M.I.T.	W, 82-44

1948-49

Head Coach: Hugh S. Greer
19-6

Yankee Conference Champion

American University	L, 47-50
Springfield	W, 55-45
Tufts	W, 75-63
Brown	W, 58-41
Yale	L, 44-61
Wesleyan	W, 42-38
Vermont	W, 72-48
Wayne	W, 44-39
Buffalo	W, 52-39
New York University	L, 51-70
Colby	W, 58-39
Maine	W, 63-43
Rhode Island	W, 58-48
Massachusetts	W, 80-48
New Hampshire	W, 66-37
Maine	W, 58-29
Coast Guard	W, 60-47
Boston University	W, 44-43
Wesleyan	W, 62-41
New Hampshire	W, 52-43
Brown	L, 45-57
Brooklyn College	W, 64-39
Rhode Island	L, 64-86
Yale	L, 55-71
M.I.T.	W, 91-52

1947-48

Head Coach: Hugh S. Greer
17-6

Yankee Conference Champion

American University	W, 48-37
---------------------	----------

St. Anselm's	W, 69-55
Arnold	W, 45-35
Brown	W, 59-38
New York University	L, 55-68
Wesleyan	W, 54-37
Northeastern	W, 64-41
Akron	L, 48-60
Western Reserve	L, 49-63
Maine	W, 63-29
Rhode Island	L, 63-65
Massachusetts	W, 58-20
American University	W, 52-48
Yale	L, 50-57
Maine	W, 46-39
Champlain	W, 49-38
Vermont	W, 54-39
Coast Guard	W, 52-40
Army	W, 50-49
Brown	W, 57-41
New Hampshire	W, 70-47
Rhode Island	W, 89-80
Yale	L, 53-57

1946-47

Head Coach: Blair Gullion (3-1),
Hugh S. Greer (13-1)

16-2

New York University	L, 41-67
Brown	W, 65-44
Wesleyan	W, 53-34
Northeastern	W, 81-42
Maine	W, 51-38
Rhode Island	L, 57-75
Massachusetts	W, 73-37
Coast Guard	W, 61-29
New Hampshire	W, 68-38
Maine	W, 88-39
Northeastern	W, 77-31
Army	W, 41-39
Coast Guard	W, 74-39
Yale	W, 47-39
Brown	W, 72-41
New Hampshire	W, 94-45
Rhode Island	W, 83-75
Providence	W, 88-46

1945-46

Head Coach: Blair Gullion

11-6

Brown	L, 41-55
U.S. Submarine Base	W, 48-38
Wesleyan	W, 38-35
Northeastern	W, 67-28
New York University	L, 55-61
Maine	W, 54-33
Rhode Island	L, 47-59
Coast Guard	L, 29-31
Wesleyan	L, 29-40
Maine	W, 60-48
Brown	W, 51-44
U.S. Submarine Base	W, 44-31
Army	W, 51-50
Coast Guard	W, 37-31
Providence	W, 43-41
Northeastern	W, 78-22
Rhode Island	L, 54-60

1944-1945

Head Coach: Don White

5-11

Wesleyan	L, 43-48
Brown	L, 45-65

Worcester Polytech	L, 49-51
New York University	L, 45-73
Maine	W, 69-41
Rhode Island	L, 57-82
Wesleyan	L, 31-39
Brown	L, 45-65
Northeastern	W, 53-41
Maine	L, 44-45
Yale	L, 41-79
Providence	W, 48-42
Coast Guard	L, 31-34
Northeastern	W, 72-54
Coast Guard	L, 40-44
Rhode Island	W, 67-59

1943-1944

Head Coach: Don White
10-9

Boston Coast Guard	L, 47-57
Wesleyan	W, 49-25
Brown	L, 53-60
Worcester Polytech	W, 48-36
Wesleyan	W, 42-33
Colgate	L, 36-64
Cornell	L, 35-64
New York University	L, 45-46
Maine	W, 50-22
Rhode Island	W, 67-61
Coast Guard	L, 42-61
Yale	L, 33-41
Northeastern	W, 59-41
Maine	W, 73-48
Yale	L, 35-46
Coast Guard	L, 37-59
Northeastern	W, 70-37
Brown	W, 69-44
Rhode Island	W, 65-61

1942-1943

Head Coach: Don White
8-7

Brown	W, 58-40
Maine	W, 72-55
Coast Guard	L, 52-59
New Hampshire	W, 51-40
Rhode Island	L, 51-67
Northeastern	W, 76-56
Coast Guard	L, 46-54
Yale	W, 50-49
Springfield	L, 53-61
New Hampshire	W, 46-37
Maine	L, 38-40
Massachusetts	W, 78-42
Rhode Island	W, 82-58
Wesleyan	L, 40-42
Northeastern	L, 46-50

1941-1942

Head Coach: Don White
12-5

Brown	L, 48-50
Springfield	W, 57-47
St. Lawrence	L, 39-41
Maine	W, 58-45
Coast Guard	W, 60-46
New Hampshire	W, 57-36
Rhode Island	L, 59-66
Coast Guard	W, 37-31
Maine	W, 47-39
New Hampshire	W, 69-53
Yale	L, 48-53
Northeastern	W, 66-34

ALL-TIME RESULTS

Worcester Polytech	W, 69-55
Massachusetts	W, 46-40
Rhode Island	L, 68-87
Wesleyan	W, 66-44
Northeastern	W, 58-29

1940-1941

Head Coach: Don White
14-2

Springfield	W, 47-44
Brown	W, 42-36
Maine	W, 80-51
Coast Guard	W, 65-38
Rhode Island	L, 61-79
Villanova	L, 35-40
New Hampshire	W, 78-47
Maine	W, 53-46
Northeastern	W, 71-24
New Hampshire	W, 70-50
Maryland	W, 52-43
Massachusetts	W, 57-37
Rhode Island	W, 63-62
Worcester Polytech	W, 58-37
Northeastern	W, 79-36
Wesleyan	W, 57-42

1939-1940

Head Coach: Don White
9-7

St. Lawrence	L, 35-39
Brown	L, 36-44
Michigan	L, 45-62
Northeastern	W, 61-38
Maine	W, 56-38
New Hampshire	W, 66-36
Coast Guard	W, 80-27
New Hampshire	W, 50-46
Maine	W, 71-68
Northeastern	W, 67-49
Massachusetts	W, 65-35
Wesleyan	W, 55-44
Rhode Island	L, 81-102
Providence	L, 51-55
Worcester Polytech	L, 60-63
Rhode Island	L, 48-49

1938-1939

Head Coach: Don White
12-6

Arnold	W, 51-39
Brown	L, 31-51
Indiana	L, 38-71
Purdue	L, 30-51
Illinois	L, 23-49
Northeastern	W, 32-26
Maine	L, 29-45
New Hampshire	W, 41-38
Rhode Island	L, 62-76
Coast Guard	W, 49-34
New Hampshire	W, 59-38
Maine	W, 53-49
Coast Guard	W, 82-42
Massachusetts	W, 58-47
Wesleyan	W, 54-41
Rhode Island	W, 68-67
Worcester Polytech	W, 49-48
Northeastern	W, 48-38

1937-1938

Head Coach: Don White
13-5

Arnold	W, 61-40
Providence	W, 40-32
Brown	W, 56-51
New Hampshire	W, 43-41
Wesleyan	L, 48-57
Maine	W, 54-46
Coast Guard	W, 52-40
Maine	W, 51-39
Coast Guard	W, 59-39
New Hampshire	L, 42-48
Rhode Island	L, 45-62
Alumni	W, 80-32
Massachusetts	W, 60-51
Northeastern	W, 59-32
Trinity	W, 38-35
Rhode Island	L, 65-67
Worcester Polytech	W, 61-59
Northeastern	L, 40-45

1936-1937

Head Coach: Don White
11-7

Northeastern	W, 42-37
Clark	L, 38-39
Coast Guard	W, 34-31
Wesleyan	L, 36-46
Massachusetts	W, 41-37
Maine	W, 50-40
Brown	L, 41-43
New Hampshire	W, 44-26
Worcester Polytech	W, 49-43
Rhode Island	L, 41-56
Northeastern	W, 59-41
New Hampshire	W, 34-27
Maine	L, 41-44
Trinity	W, 38-35
Rhode Island	L, 41-65
Trinity	L, 33-40
Coast Guard	W, 61-20
Alumni	W, 60-21

1935-1936

**Head Coach: John J. Heldman, Jr. (0-1),
J. O. Christian (3-10)**
3-11

Alumni	L, 45-52
Clark	L, 19-38
Wesleyan	L, 35-45
Massachusetts	L, 32-58
Brown	L, 35-65
Boston University	W, 31-27
New Hampshire	L, 29-44
Rhode Island	L, 32-75
Trinity	W, 37-29
Arnold	L, 33-35
Trinity	L, 27-35
Rhode Island	L, 51-56
Worcester Polytech	L, 30-48
Coast Guard	W, 43-42

1934-1935

Head Coach: John J. Heldman, Jr.
7-8

Alumni	W, 44-23
Amer. International	W, 39-27
Clark	W, 41-19

Wesleyan	L, 30-44
Massachusetts	L, 20-22
Brown	L, 31-39
New Hampshire	W, 41-32
Boston University	W, 42-31
Trinity	L, 23-28
Rhode Island	L, 32-57
Springfield	L, 18-43
Trinity	L, 27-28
Rhode Island	L, 45-62
Worcester Polytech	W, 44-30
Coast Guard	W, 35-30

1933-1934

Head Coach: John J. Heldman, Jr.
5-10

Alumni	W, 40-30
Wesleyan	L, 21-28
Worcester Polytech	L, 35-41
Massachusetts	L, 31-37
Clark	W, 44-26
Brown	L, 30-40
Coast Guard	W, 31-29
Boston University	L, 33-37
New Hampshire	W, 21-20
Trinity	L, 15-31
Rhode Island	L, 26-50
Trinity	L, 21-28
Norwich University	W, 32-27
Springfield	L, 40-46
Rhode Island	L, 38-44

1932-1933

Head Coach: John J. Heldman, Jr.
4-12

Alumni	W, 33-27
Upsala	W, 33-22
Boston University	L, 25-50
Brown	L, 29-31
Wesleyan	L, 22-36
Massachusetts	L, 19-22
Springfield	L, 25-26
New Hampshire	L, 20-27
Tufts	L, 17-36
Northeastern	L, 21-26
Worcester Polytech	W, 29-25
Rhode Island	L, 29-41
Coast Guard	L, 31-39
Trinity	L, 19-38
Clark	W, 63-32
Rhode Island	L, 34-41

1931-1932

Head Coach: John J. Heldman, Jr.
3-11

Alumni	W, 37-36
Brown	W, 27-22
Tufts	L, 21-34
Boston University	L, 26-30
Bridgewater Normal	W, 43-34
Massachusetts	L, 19-33
Wesleyan	L, 29-40
Springfield	L, 19-52
New Hampshire	L, 19-36
Coast Guard	L, 22-40
Rhode Island	L, 31-45
Clark	L, 22-38
Trinity	L, 20-26
Rhode Island	L, 32-33

1930-1931

**Head Coach: Louis A. Alexander (5-3),
Sumner A. Dole (5-3)**
10-6

Bridgewater Normal	W, 38-29
Fitchburg Normal	W, 57-26
Boston University	W, 39-33
East Stroudsburg	W, 44-20
Tufts	W, 33-30
Yale	L, 17-36
Brown	L, 35-39
Wesleyan	L, 27-36
Massachusetts	L, 13-14
Trinity	W, 32-15
Rhode Island	W, 28-27
Springfield	W, 32-24
New Hampshire	W, 44-32
Coast Guard	W, 35-33
Rhode Island	L, 21-31
Holy Cross	L, 30-44

1929-1930

Head Coach: Louis A. Alexander
8-7

East Stroudsburg	W, 27-21
Yale	L, 19-25
Tufts	W, 24-22
Massachusetts	W, 37-23
Brown	L, 22-29
Springfield	L, 29-33
Coast Guard	W, 35-20
Trinity	L, 25-29
Holy Cross	W, 33-27
New Hampshire	L, 21-24
St. Michael's	W, 39-28
Rhode Island	L, 31-36
Wesleyan	W, 33-22
Holy Cross	L, 23-42
Rhode Island	W, 53-28

1928-1929

Head Coach: Louis A. Alexander
11-6

Pennsylvania Teachers	W, 49-34
New Hampshire	W, 44-25
Tufts	W, 29-27
Maine	W, 29-22
Massachusetts	W, 21-13
Wesleyan	L, 23-36
Trinity	L, 28-29
Providence	W, 35-33
Holy Cross	L, 29-33
Holy Cross	L, 21-23
Rhode Island	L, 25-30
Coast Guard	W, 49-42
Vermont	W, 34-25
Springfield	L, 19-28
Rhode Island	W, 38-29
Coast Guard	W, 49-42
Brown	W, 35-33

1927-1928

Head Coach: Louis A. Alexander
11-3

Tufts	W, 37-22
Coast Guard	W, 64-23
Maine	L, 21-34
Providence	W, 29-21
Holy Cross	L, 27-36

ALL-TIME RESULTS

Vermont	L, 28-45
New Hampshire	W, 51-29
Rhode Island	W, 38-27
Holy Cross	W, 46-33
Norwich	W, 39-17
Rhode Island	W, 41-34
Springfield	W, 39-36
Trinity	W, 31-24
Brown	W, 29-21

1926-1927

Head Coach: Sumner A. Dole
9-7

Crescent A.C.	L, 18-37
Cooper Union	W, 45-16
Northeastern	W, 45-39
Harvard	W, 39-24
Tufts	L, 37-44
Springfield	L, 24-35
New Hampshire	L, 24-32
Norwich	W, 35-23
Vermont	L, 16-31
Trinity	W, 31-15
Holy Cross	L, 19-30
Wesleyan	W, 41-26
Rhode Island	L, 33-37
Rhode Island	W, 34-30
Maine	W, 38-28
Coast Guard	W, 36-32

1925-1926

Head Coach: Sumner A. Dole
11-3

Norwich	W, 48-16
Tufts	W, 38-23
Wesleyan	L, 26-49
Union	L, 25-33
Springfield	W, 37-33
Harvard	W, 25-24
Trinity	W, 32-27
Maine	W, 34-26
New Hampshire	W, 33-18
Vermont	W, 47-41
Massachusetts	W, 30-26
Rhode Island	L, 27-33
Trinity	W, 51-24
Rhode Island	W, 43-29

1924-1925

Head Coach: Sumner A. Dole
10-4

New Hampshire	W, 22-18
Springfield	W, 26-16
Wesleyan	L, 26-31
Trinity	W, 50-23
Army	L, 29-30
Springfield	W, 28-13
Clark	W, 42-26
St. Michael's	W, 52-22
Massachusetts	L, 18-20
Holy Cross	W, 29-21
Trinity	W, 44-22
Rhode Island	W, 38-26
Harvard	L, 26-34
Rhode Island	W, 38-27

1923-1924

Head Coach: Sumner A. Dole
4-8

New Hampshire	L, 21-35
---------------	----------

Springfield	L, 24-35
Wesleyan	L, 21-41
Tufts	L, 25-38
Trinity	W, 22-13
Army	L, 15-17
Springfield	L, 13-34
St. Michael's	W, 35-16
Massachusetts	L, 18-23
Trinity	W, 38-21
Rhode Island	W, 42-22
Rhode Island	L, 28-31

1922-1923

Head Coaches: J. W. Tasker, Roy J. Guyer
8-7

Army	L, 19-52
Trinity	W, 35-23
Rhode Island	W, 41-20
Springfield	L, 24-35
Harvard	W, 39-37
New Hampshire	W, 27-22
Springfield	L, 18-36
Holy Cross	W, 31-22
Wesleyan	L, 16-30
Brown	L, 27-33
Rhode Island	L, 29-30
Trinity	W, 30-26
St. Michael's	L, 27-29
Albany Law	W, 34-25
Albany Law	W, 32-13

1921-1922

Head Coach: J. W. Tasker
15-4

Harvard	W, 38-33
Army	W, 33-31
Brown	W, 29-23
Lebanon Valley	W, 40-29
Wesleyan	L, 19-20
Rhode Island	W, 19-18
Massachusetts	W, 31-13
Tufts	W, 27-20
New Hampshire	W, 35-30
Tufts	W, 47-35
Rhode Island	W, 41-18
Springfield	W, 24-23
Trinity	L, 19-21
Massachusetts	L, 17-30
Springfield	L, 23-46
Maine	W, 22-16
Worcester	W, 29-26
New Hampshire	W, 26-23
Trinity	W, 24-17

1920-1921

Head Coach: M. R. Swartz
7-9

Tufts	L, 25-38
Wesleyan	L, 20-31
Middlebury	W, 33-25
Springfield	L, 29-32
Massachusetts	L, 23-28
Clark	L, 20-28
Tufts	W, 33-23
Rhode Island	W, 44-22
Clark	W, 39-26
Massachusetts	W, 26-19
Rhode Island	L, 18-29
Worcester Polytech	L, 17-42
Trinity	L, 17-21

New Hampshire	L, 18-24
New Hampshire	W, 33-30
N.Y. State Teachers	W, 29-20

1919-1920

Head Coach: M. R. Swartz
7-5

Wesleyan	L, 31-43
Middlebury	W, 52-48
Massachusetts	W, 28-19
Trinity	W, 25-17
Boston College	W, 51-13
Rhode Island	L, 23-29
Wentworth Institute	W, 71-6
Massachusetts	L, 22-27
Trinity	W, 24-17
Clark	W, 33-26
New Hampshire	L, 20-39
Worcester Polytech	L, 17-23

1918-1919

Head Coach: John F. Donahue
1-8

Worcester Polytech	L, 16-26
Rhode Island	L, 18-30
New Hampshire	L, 18-51
Rhode Island	L, 46-49
Boston College	W, 46-27
Stevens	L, 31-45
Boston College	L, 20-42
New Hampshire	L, 28-29
Worcester Polytech	L, 24-34

1917-1918

Head Coach: John F. Donahue
1-6

Wesleyan	W, 32-28
Wesleyan	L, 16-20
Massachusetts	L, 20-25
New Hampshire	L, 24-33
Rhode Island	L, 16-30
Stevens	L, 22-62
Rhode Island	L, 33-42

1916-1917

Head Coach: John F. Donahue
4-6

Wentworth	W, 52-11
Wesleyan	L, 24-38
New Hampshire	L, 19-28
Massachusetts	L, 12-33
Rhode Island	W, 29-26
Seton Hall	L, 19-34
Stevens	L, 17-33
Pratt	W, 35-30
Rhode Island	W, 34-18
New Hampshire	L, 15-28

1915-1916

Coach: John F. Donahue
5-3

Willimantic Emids	W, 32-11
Wesleyan	L, 23-42
Springfield College	L, 18-44
Trinity Rovers	W, 32-14
New Hampshire	L, 23-25
Bristol A.A.	W, 76-20
Rhode Island	W, 39-10
Rhode Island	W, 26-18

1914-1915

1-4

New Hampshire	L, 15-27
Dean	L, 19-21
Gamma Kappa Phi	L, 21-23
Bristol A.A.	W, 25-21
Yale 2nd	L, 16-26

* - Note: In 1910-1911 an independent team was given permission to play some games under the college name. There was no official team, supported by the CAC Athletic Association, between 1908 and 1914. The "independent" CAC team was self-supporting, and played no collegiate opponents.

CAC reinstated its support of basketball at the end of the 1913-1914 year. The last two games of the 1914-1915 season were played in Hawley Armory. The first full season of competition at Hawley was during the 1915-1916 season.

1913-1914

No competition

1912-1913

0-3

Springfield YMCA	L, 14-59
Mittineague	L, 15-47
Suffield Institute	L, 15-44

1911-1912

6-3

Windham H.S.	W, 26-14
Hopkins Prep	W, 40-11
New Haven H.S.	L, 12-22
New London Manual	W, 51-27
Dean Academy	L, 29-42
Grex Club	L, 23-36
New London Manual	W, 26-15
Monson	W, 15-9
Alumni	W, 22-16

1910-1911

1-2

Cyclers	L, 24-35
Monson Academy	L, 40-48
Cyclers	W, 18-15

1908-1909, 1909-1910

No competition

1907-1908

6-9

Trinity	L, 3-38
Willimantic YMCA	L, 6-17
Willimantic YMCA	W, 39-32
Rhode Island	L, 6-59
Cyclers Club	W, 34-5
Gunnery School	W, 30-26
Ridge School	W, 18-10
Manor School	W, 20-8
Holy Cross	L, 5-38
Cushing Academy	L, 13-15
Andover Academy	L, 11-36
Willimantic YMCA	L, 17-21
Rhode Island	W, 24-21
Williston Academy	L, 21-39
Worcester Polytech	L, 29-36

ALL-TIME RESULTS

1906-1907		
5-7		
Massachusetts	L, 27-34	
Hartford H.S.	W, 69-19	
Crescent A.C.	W, 85-14	
New Hampshire	L, 11-33	
Andover Academy	L, 10-46	
Rhode Island	L, 18-23	
Massachusetts	L, 16-24	
Alumni	W, 71-28	
Willimantic YMCA	W, 21-12	
Dean Academy	W, 53-33	
Trinity	L, 18-44	
Trinity	L, 29-44	
1905-1906		
6-3		
Manchester H.S.	W, 70-28	
Wesleyan	L, 12-86	
Bulkeley School	W, 74-34	
Windham H.S.	L, 9-15	
Willimantic YMCA	L, 26-31	
New Britain	W, 65-9	
Alumni	W, 50-27	
Hartford Public H.S.	W, 119-27	
Meriden H.S.	W, 124-11	
1904-1905		
3-3		
Stafford H.S.	W, 67-7	
Delphi Club (Willi)	L, 16-25	
Hartford H.S.	W, 77-34	
Alumni	W, 52-38	
Massachusetts	L, 22-66	
Middletown H.S.	L, 22-58	
1903-1904		
6-3		
Willimantic Town	W, 38-12	
Cathedral Lyceum	W, 37-11	
Waterbury H.S.	W, 48-25	
Stafford Town	L, 19-41	
Alumni	W, 29-23	
Middletown H.S.	L, 20-34	
Manchester H.S.	L, 2-26	
Manchester H.S.	W, 40-18	
Munson Academy	W, 44-21	
1902-1903		
5-2		
Willimantic TCC	W, 12-8	
Middletown H.S.	W, 19-8	
Alumni	W, 22-19	
Torrington H.S.	W, 24-8	
Torrington H.S.	L, 14-22	
Grove A.C.	W, 22-12	
Williston Academy	L, 8-44	
1901-1902 (5-5)		
Willimantic YMCA	L, 11-21	
Willimantic Bus. Coll.	W, 70-11	
Middletown	L, 30-33	
Middletown YMCA	L, 27-66	
Willimantic YMCA	L, 22-27	
Willimantic Comp. E	L, 3-25	
Manchester H.S.	W, 58-18	
Alumni	W, 36-9	
Norwich Academy	W, 30-6	
Willimantic TCC	W, 16-15	
1900-1901 (1-0)		
Windham High	W, 17-12	

ALL-TIME POSTSEASON TOURNAMENT RESULTS

YEAR	COACH	RECORD	OPPONENT-DATE	SITE	RESULT
1950-51 - NCAA	Hugh Greer	22-4	St. John's - 3/20/51	New York, N.Y.	L, 52-63
1953-54 - NCAA	Hugh Greer	23-3	Navy - 3/8/54	Buffalo, N.Y.	L, 80-85
1954-55 - NIT	Hugh Greer	20-5	St. Louis - 3/12/55	New York, N.Y.	L, 103-110
1955-56 - NCAA (NCAA Sweet 16)	Hugh Greer	17-11	Manhattan - 3/13/56	New York, N.Y.	W, 84-75
			Temple - 3/16/56	Philadelphia, Pa.	L, 59-65
			Dartmouth - 3/17/56	Philadelphia, Pa.	L, 64-85
1956-57 - NCAA	Hugh Greer	17-8	Syracuse - 3/12/57	New York, N.Y.	L, 76-82
1957-58 - NCAA	Hugh Greer	17-10	Dartmouth - 3/11/58	New York, N.Y.	L, 64-75
1958-59 - NCAA	Hugh Greer	17-7	Boston University - 3/10/59	New York, N.Y.	L, 58-60
1959-60 - NCAA	Hugh Greer	17-9	New York University - 3/8/60	New York, N.Y.	L, 59-78
1962-63 - NCAA	H.Greer/G. Wigton	18-7	West Virginia - 3/11/63	Philadelphia, Pa.	L, 71-77
1963-64 - NCAA (NCAA Elite Eight)	Fred Shabel	16-11	Temple - 3/9/64	Philadelphia, Pa.	W, 53-48
			Princeton - 3/14/64	Raleigh, N.C.	W, 52-50
			Duke - 3/16/64	Raleigh, N.C.	L, 54-101
1964-65 - NCAA	Fred Shabel	23-3	St. Joseph's - 3/8/65	Philadelphia, Pa.	L, 61-67
1966-67 - NCAA	Fred Shabel	17-7	Boston College - 3/11/67	Kingston, R.I.	L, 42-48
1973-74 - NIT (NIT Quarterfinal)	Dee Rowe	19-8	St. John's - 3/17/74	New York, N.Y.	W, 82-70
			Boston College - 3/21/74	New York, N.Y.	L, 75-76
1974-75 - NIT	Dee Rowe	18-10	South Carolina - 3/16/75	New York, N.Y.	L, 61-71
1975-76 - NCAA (NCAA Sweet 16)	Dee Rowe	19-10	Hofstra - 3/13/76	Providence, R.I.	W, 80-78 (ot)
			Rutgers - 3/18/76	Greensboro, N.C.	L, 79-93
1978-79 - NCAA	Dom Perno	21-8	Syracuse - 3/10/79	Providence, R.I.	L, 81-89
1979-80 - NIT	Dom Perno	20-9	St. Peter's - 3/5/80	Storrs, Conn.	L, 56-71
1980-81 - NIT	Dom Perno	20-9	South Florida - 3/12/81	Tampa, Fla.	W, 65-55
			Minnesota - 3/16/81	Hartford, Conn.	L, 66-84
1981-82 - NIT	Dom Perno	17-11	Dayton - 3/10/82	Dayton, Ohio	L, 75-76 (ot)
1987-88 - NIT (NIT Champions)	Jim Calhoun	20-14	West Virginia - 3/17/88	Morgantown, WVa.	W, 62-57 (ot)
			Louisiana Tech - 3/21/88	Hartford, Conn.	W, 65-59
			Virginia Commonwealth - 3/25/88	Storrs, Conn.	W, 72-61
			Boston College - 3/29/88	New York, N.Y.	W, 73-67
			Ohio State - 3/30/88	New York, N.Y.	W, 72-67
1988-89 - NIT (NIT Quarterfinals)	Jim Calhoun	18-13	UNC Charlotte - 3/15/89	Charlotte, N.C.	W, 67-62
			California - 3/20/89	Hartford, Conn.	W, 73-72
			Alabama-Birmingham - 3/22/89	Storrs, Conn.	L, 79-85
1989-90 - NCAA (NCAA Elite Eight)	Jim Calhoun	31-6	Boston University - 3/15/90	Hartford, Conn.	W, 76-52
			California - 3/17/90	Hartford, Conn.	W, 74-54
			Clemson - 3/22/90	East Rutherford, N.J.	W, 71-70
			Duke - 3/24/90	East Rutherford, N.J.	L, 78-79 (ot)
1990-91 - NCAA (NCAA Sweet 16)	Jim Calhoun	20-11	Louisiana State - 3/14/91	Minneapolis, Minn.	W, 79-62
			Xavier - 3/16/91	Minneapolis, Minn.	W, 66-50
			Duke - 3/22/91	Pontiac, Mich.	L, 67-81
1991-92 - NCAA (NCAA 2nd Round)	Jim Calhoun	20-10	Nebraska - 3/19/92	Cincinnati, Ohio	W, 86-65
			Ohio State - 3/21/92	Cincinnati, Ohio	L, 55-78
1992-93 - NIT	Jim Calhoun	15-13	Jackson State - 3/19/93	Storrs, Conn.	L, 88-90 (ot)
1993-94 - NCAA (NCAA Sweet 16)	Jim Calhoun	29-5	Rider - 3/17/94	Uniondale, N.Y.	W, 64-46
			George Washington - 3/19/94	Uniondale, N.Y.	W, 75-63
			Florida - 3/25/94	Miami, Fla.	L, 60-69 (ot)
1994-95 - NCAA (NCAA Elite Eight)	Jim Calhoun	28-5	Tennessee-Chattanooga - 3/16/95	Salt Lake City, Utah	W, 100-71
			Cincinnati - 3/18/95	Salt Lake City, Utah	W, 96-91
			Maryland - 3/23/95	Oakland, Calif.	W, 99-89
			UCLA - 3/25/95	Oakland, Calif.	L, 96-102
1995-96 - NCAA (NCAA Sweet 16)	Jim Calhoun	30-2	*Colgate - 3/14/96	Indianapolis, Ind.	W, 68-59
			*Eastern Michigan - 3/16/96	Indianapolis, Ind.	W, 95-81
			*Mississippi State - 3/22/96	Lexington, Ky.	L, 55-60
			* --- result declared null and void by the NCAA		
1996-97 - NIT (NIT Semifinals - Third Place)	Jim Calhoun	18-15	Iona - 3/12/97	Storrs, Conn.	W, 71-66
			Bradley - 3/18/97	Storrs, Conn.	W, 63-47
			Nebraska - 3/21/97	Storrs, Conn.	W, 76-67
			Florida State - 3/25/97	New York, N.Y.	L, 66-71 (ot)
			Arkansas - 3/27/97	New York, N.Y.	W, 74-64
1997-98 - NCAA (NCAA Elite Eight)	Jim Calhoun	32-5	Fairleigh Dickinson - 3/12/98	Washington, D.C.	W, 93-85
			Indiana - 3/14/98	Washington, D.C.	W, 78-68
			Washington - 3/19/98	Greensboro, N.C.	W, 75-74
			North Carolina - 3/21/98	Greensboro, N.C.	L, 64-75
1998-99 - NCAA (NCAA National Champions)	Jim Calhoun	34-2	Texas-San Antonio - 3/11/99	Denver, Co.	W, 91-66
			New Mexico - 3/13/99	Denver, Co.	W, 78-56
			Iowa - 3/18/99	Phoenix, Az.	W, 78-68
			Gonzaga - 3/20/99	Phoenix, Az.	W, 67-62
			Ohio State - 3/27/99	St. Petersburg, Fla.	W, 64-58
			Duke - 3/29/99	St. Petersburg, Fla.	W, 77-74
1999-00 - NCAA (NCAA Second Round)	Jim Calhoun	25-10	Utah State - 3/17/00	Birmingham, Ala.	W, 75-67
			Tennessee - 3/19/00	Birmingham, Ala.	L, 51-65
2000-01 - NIT	Jim Calhoun	20-12	South Carolina - 3/14/01	Storrs, Conn.	W, 72-65
(NIT Second Round)			Detroit Mercy - 3/18/01	Storrs, Conn.	L, 61-67

ALL-TIME POSTSEASON TOURNAMENT RESULTS

2001-02--NCAA (NCAA Elite Eight)	Jim Calhoun	27-7	Hampton- 3/15/02 North Carolina State- 3/17/02 Southern Illinois- 3/22/02 Maryland- 3/24/02	Washington, DC Washington, DC Syracuse, N.Y. Syracuse, N.Y.	W, 78-67 W, 77-74 W, 71-59 L, 90-82
2002-03--NCAA (NCAA Sweet 16)	Jim Calhoun	23-10	Brigham Young- 3/20/03 Stanford- 3/22/03 Texas- 3/28/03	Spokane, Wa. Spokane, Wa. San Antonio, Texas	W, 58-53 W, 85-74 L, 82-78
2003-04--NCAA (NCAA National Champions)	Jim Calhoun	33-6	Vermont- 3/18/03 DePaul- 3/20/03 Vanderbilt- 3/25/04 Alabama- 3/27/04 Duke- 4/3/04 Georgia Tech- 4/5/04 Central Florida- 3/18/05	Buffalo, N.Y. Buffalo, N.Y. Phoenix, Az. Phoenix, Az. San Antonio, Texas San Antonio, Texas Worcester, Mass.	W, 70-53 W, 72-55 W, 73-53 W, 87-71 W, 79-78 W, 82-73 W, 77-71
2004-05--NCAA (NCAA Second Round)	Jim Calhoun	23-8	North Carolina State- 3/20/05	Worcester, Mass.	L, 62-65
2005-06--NCAA (NCAA Elite Eight)	Jim Calhoun	30-4	Albany-3/17/06 Kentucky- 3/19/06 Washington- 3/24/06 George Mason- 3/26/06 San Diego - 3/21/08	Philadelphia, Pa. Philadelphia, Pa. Washington, D.C. Washington, D.C. Tampa, Fla.	W, 72-59 W, 87-83 W, 98-92 (ot) L, 84-86 (ot) L, 69-70 (ot)
2007-08--NCAA	Jim Calhoun	24-9	Chattanooga - 3/19/09	Philadelphia, Pa.	W, 103-47
2008-09--NCAA (NCAA Final Four)	Jim Calhoun	31-5	Texas A & M - 3/21/09 Purdue - 3/26/09 Missouri - 3/28/09 Michigan State - 4/4/09 Northeastern - 3/16/10 Virginia Tech - 3/22/10	Philadelphia, Pa. Glendale, Az. Glendale, Az. Detroit, Mich. Storrs, Conn. Blacksburg, Va.	W, 92-66 W, 72-60 W, 82-75 L, 73-82 W, 59-57 L, 63-65
2009-10--NIT (NIT Second Round)	Jim Calhoun	18-16	Bucknell - 3/17/11 Cincinnati - 3/19/11 San Diego State - 3/24/11 Arizona -3/26/11 Kentucky - 4/2/11 Butler - 4/4/11	Washington, D.C. Washington, D.C. Anaheim, Calif. Anaheim, Calif. Houston, Texas Houston, Texas	W, 81-52 W, 69-58 W, 74-67 W, 65-63 W, 56-55 W, 53-41
2011-12--NCAA	Jim Calhoun	20-14	Iowa State - 3/15/12	Louisville, Ky	L, 64-77
2013-14--NCAA (NCAA National Champions)	Kevin Ollie	32-8	Saint Joseph's - 3/20/14 Villanova - 3/22/14 Iowa State - 3/28/14 Michigan State - 3/30/14 Florida - 4/5/14 Kentucky - 4/7/14 Arizona State - 3/18/15	Buffalo, N.Y. Buffalo, N.Y. New York, N.Y. New York, N.Y. Arlington, Texas Arlington, Texas Storrs, Conn.	W, 89-81 ot W, 77-65 W, 81-76 W, 60-54 W, 63-53 W, 60-54 L, 61-68
2014-15-- NIT	Kevin Ollie	20-15	Colorado - 3/17/16	Des Moines, Iowa	W, 74-67
2015-16--NCAA (NCAA Second Round)	Kevin Ollie	25-11	Kansas - 3/19/16	Des Moines, Iowa	L, 61-73
2020-21--NCAA	Dan Hurley	15-8	Maryland-3/20/21	West Lafayette, Ind.	L, 54-63
2021-22--NCAA	Dan Hurley	23-10	New Mexico State-3/17/22	Buffalo, N.Y.	L, 63-70

NCAA Tournament Appearances (35); Record: 59-32*

1951, 1954, 1956, 1957, 1958, 1959, 1960, 1963, 1964, 1965, 1967, 1976, 1979, 1990, 1991, 1992, 1994, 1995, 1996, 1998, 1999, 2000, 2002, 2003, 2004, 2005, 2006, 2008, 2009, 2011, 2012, 2014, 2016, 2021, 2022

NCAA National Championship Game Appearances (4); Record: 4-0

1999, 2004, 2011, 2014

NCAA Final Four Appearances (5); Record: 8-1

1999, 2004, 2009, 2011, 2014

NCAA Elite Eight Appearances (11); Record: 5-6

1964, 1990, 1995, 1998, 1999, 2002, 2004, 2006, 2009, 2011, 2014

NCAA Sweet 16 Appearances (17); Record: 11-6

1956, 1964, 1976, 1990, 1991, 1994, 1995, 1996, 1998, 1999, 2002, 2003, 2004, 2006, 2009, 2011, 2014

*-- According to NCAA record book, 57-30, after 1996 win-loss result declared null and void by NCAA.

NIT Appearances (13); Record: 15-12

1955, 1974, 1975, 1980, 1981, 1982, 1988, 1989, 1993, 1997, 2001, 2010, 2015

NIT Championship Game Appearances (1); Record: 1-0

1988

NIT Semifinal Appearances (2); Record: 1-1

1988, 1997

NIT Quarterfinal Appearances (4); Record: 2-2

1974, 1988, 1989, 1997

NCAA TOURNAMENT REGION AND SEED (results)

(seeding began in 1979)

1951-East Region (1st Round)
 1954-East Region (1st Round)
 1956-East Region (Sweet 16)
 1957-East Region (1st Round)
 1958-East Region (1st Round)
 1959-East Region (1st Round)
 1960-East Region (1st Round)
 1963-East Region (1st Round)
 1964-East Region (Final 8)
 1965-East Region (1st Round)
 1967-East Region (1st Round)
 1976-East Region (Sweet 16)
 1979-No. 5 seed, East Region (1st Round)
 1990-No. 1 seed, East Region (Final 8)
 1991-No. 11 seed, Midwest Region (Sweet 16)
 1992-No. 9 seed, Southeast Region (2nd Round)
 1994-No. 2 seed, East Region (Sweet 16)

1995-No. 2 seed, West Region (Final 8)
 1996-No. 1 seed, Southeast Region (Sweet 16)
 1998-No. 2 seed, East Region (Final 8)
1999-No. 1 seed, West Region (NCAA Champion)
 2000-No. 5 seed, South Region (2nd Round)
 2002-No. 2 seed, East Region (Final 8)
 2003-No. 5 seed, South Region (Sweet 16)
2004-No. 2 seed, Phoenix Region (NCAA Champion)
 2005-No. 2 seed, Syracuse Region (2nd Round)
 2006-No. 1 seed, Wash. D.C. Region (Final 8)
 2008-No. 4 seed, West Region (1st Round)
 2009-No. 1 seed, West Region (Final Four)
2011-No. 3 seed, West Region (NCAA Champion)
 2012-No. 9 seed, South Region (1st Round)
2014-No. 7 seed, East Region (NAA Champion)
 2016-No. 9 seed, South Region (2nd Round)
 2021-No. 7 seed, East Region (1st Round)
 2022-No. 5 seed, West Region (1st Round)



Bruce Springsteen helps celebrate UConn's success at a concert during the 2014 Final Four in North Texas.

POSTSEASON RECORDS VS. ALL OPPONENTS

OPPONENT	NCAA	NIT	TOTAL	Duke	2-3	--	2-3	Michigan State	1-1	--	1-1	San Diego	0-1	--	0-1
Alabama	1-0	--	1-0	Eastern Michigan	*1-0	--	*1-0	Minnesota	--	0-1	0-1	San Diego State	1-0	--	1-0
Ala.-Birmingham	--	0-1	0-1	Fairleigh Dickinson	1-0	--	1-0	Mississippi State	*0-1	--	*0-1	South Carolina	--	1-1	1-1
Albany	1-0	--	1-0	Florida	1-1	--	1-1	Missouri	1-0	--	1-0	South Florida	--	1-0	1-0
Arizona	1-0	--	1-0	Florida State	--	0-1	0-1	Navy	0-1	--	0-1	Southern Illinois	1-0	--	1-0
Arizona State	--	0-1	0-1	George Mason	0-1	--	0-1	Nebraska	1-0	1-0	2-0	Stanford	1-0	--	1-0
Arkansas	--	1-0	1-0	George Washington	1-0	--	1-0	New York University	0-1	--	0-1	Syracuse	0-2	--	0-2
Boston College	0-1	1-1	1-2	Georgia Tech	1-0	--	1-0	New Mexico	1-0	--	1-0	Temple	1-1	--	1-1
Boston University	1-1	--	1-1	Gonzaga	1-0	--	1-0	New Mexico State	0-1	--	0-1	Tennessee	0-1	--	0-1
Bradley	--	1-0	1-0	Hampton	1-0	--	1-0	North Carolina	0-1	--	0-1	Tenn-Chattanooga	2-0	--	2-0
Brigham Young	1-0	--	1-0	Hofstra	1-0	--	1-0	UNC-Charlotte	--	1-0	1-0	Texas	0-1	--	0-1
Bucknell	1-0	--	1-0	Indiana	1-0	--	1-0	North Carolina State	1-1	--	1-1	Texas A & M	1-0	--	1-0
Butler	1-0	--	1-0	Iona	--	1-0	1-0	Northeastern	--	1-0	1-0	Tex-San Antonio	1-0	--	1-0
California	1-0	1-0	2-0	Iowa	1-0	--	1-0	Ohio State	1-1	1-0	2-1	UCLA	0-1	--	0-1
Central Florida	1-0	--	1-0	Iowa State	1-1	--	1-1	Princeton	1-0	--	1-0	Utah State	1-0	--	1-0
Cincinnati	2-0	--	2-0	Jackson State	--	0-1	0-1	Purdue	1-0	--	1-0	Vanderbilt	1-0	--	1-0
Clemson	1-0	--	1-0	Kansas	0-1	--	0-1	Rider College	1-0	--	1-0	Vermont	1-0	--	1-0
Colgate	*1-0	--	*1-0	Kentucky	3-0	--	3-0	Rutgers	0-1	--	0-1	Villanova	1-0	--	1-0
Colorado	1-0	--	1-0	Louisiana State	1-0	--	1-0	Saint Joseph's	1-1	--	1-1	Virginia Commonwealth	--	1-0	1-0
Dartmouth	0-2	--	0-2	Louisiana Tech	--	1-0	1-0	St. John's	0-1	1-0	1-1	Virginia Tech	--	0-1	0-1
Dayton	--	0-1	0-1	Manhattan	1-0	--	1-0	St. Louis	--	0-1	0-1	Washington	2-0	--	2-0
DePaul	1-0	--	1-0	Maryland	1-2	--	1-2	St. Peter's	--	0-1	0-1	West Virginia	0-1	1-0	1-1
Detroit Mercy	--	0-1	0-1									Xavier	1-0	--	1-0

ALL-TIME BIG EAST TOURNAMENT RESULTS AND STARTERS

Year	Winner	Loser	Site	Connecticut Starters
2022	#3 Connecticut 62	#6 Seton Hall 52	Madison Square Garden	Isaiah Whaley, Tyrese Martin, Adama Sanogo, Andre Jackson, R.J. Cole
	#2 Villanova 63	#3 Connecticut 60	Madison Square Garden	Isaiah Whaley, Tyrese Martin, Adama Sanogo, Andre Jackson, R.J. Cole
2021	#3 Connecticut 94	#11 DePaul 60	Madison Square Garden	Isaiah Whaley, Tyrese Martin, Adama Sanogo, James Bouknight, R.J. Cole
	#2 Creighton 59	#3 Connecticut 56	Madison Square Garden	Isaiah Whaley, Tyrese Martin, Adama Sanogo, James Bouknight, R.J. Cole
2013	Ineligible to compete			
2012	#9 Connecticut 81	#16 DePaul 67	Madison Square Garden	Roscoe Smith, Alex Oriakhi, Andre Drummond, Jeremy Lamb, Shabazz Napier
	#9 Connecticut 71	#8 West Virginia (OT) 67	Madison Square Garden	Roscoe Smith, Alex Oriakhi, Andre Drummond, Jeremy Lamb, Shabazz Napier
	#1 Syracuse 58	#9 Connecticut 55	Madison Square Garden	Roscoe Smith, Alex Oriakhi, Andre Drummond, Jeremy Lamb, Shabazz Napier
2011	#9 Connecticut 97	#16 DePaul 71	Madison Square Garden	Tyler Olander, Roscoe Smith, Charles Okwandu, Jeremy Lamb, Kemba Walker
	#9 Connecticut 79	#8 Georgetown 62	Madison Square Garden	Roscoe Smith, Alex Oriakhi, Charles Okwandu, Jeremy Lamb, Kemba Walker
	#9 Connecticut 76	#1 Pittsburgh 74	Madison Square Garden	Roscoe Smith, Alex Oriakhi, Charles Okwandu, Jeremy Lamb, Kemba Walker
	#9 Connecticut 76	#4 Syracuse (OT) 71	Madison Square Garden	Roscoe Smith, Alex Oriakhi, Charles Okwandu, Jeremy Lamb, Kemba Walker
	#9 Connecticut 69	#3 Louisville 66	Madison Square Garden	Tyler Olander, Roscoe Smith, Alex Oriakhi, Jeremy Lamb, Kemba Walker
2010	#13 St. John's 73	#12 Connecticut 51	Madison Square Garden	Ater Majok, Stanley Robinson, Alex Oriakhi, Jerome Dyson, Kemba Walker
2009	#6 Syracuse 127	#3 Connecticut (6OT) 117	Madison Square Garden	Jeff Adrien, Stanley Robinson, Hasheem Thabeet, A.J. Price, Kemba Walker
2008	#5 West Virginia 78	#4 Connecticut 72	Madison Square Garden	Jeff Adrien, Stanley Robinson, Hasheem Thabeet, A.J. Price, Craig Austria
2007	#5 Syracuse 78	#12 Connecticut 65	Madison Square Garden	Marcus Johnson, Jeff Adrien, Hasheem Thabeet, Jerome Dyson, A.J. Price
2006	#9 Syracuse 86	#1 Connecticut (OT) 84	Madison Square Garden	Josh Boone, Rudy Gay, Hilton Armstrong, Marcus Williams, Denham Brown
2005	#2 Connecticut 66	#7 Georgetown 62	Madison Square Garden	Charlie Villanueva, Rudy Gay, Denham Brown, Josh Boone, Marcus Williams
	#3 Syracuse 67	#2 Connecticut 63	Madison Square Garden	Charlie Villanueva, Rudy Gay, Denham Brown, Josh Boone, Marcus Williams
2004	#2 Connecticut 66	#7 Notre Dame 58	Madison Square Garden	Charlie Villanueva, Rashad Anderson, Josh Boone, Ben Gordon, Taliek Brown
	#2 Connecticut 84	#11 Villanova 67	Madison Square Garden	Charlie Villanueva, Rashad Anderson, Josh Boone, Ben Gordon, Taliek Brown
	#2 Connecticut 61	#1 Pittsburgh 58	Madison Square Garden	Josh Boone, Rashad Anderson, Emeka Okafor, Ben Gordon, Taliek Brown
2003	#2e Connecticut 83	#4w Seton Hall 70	Madison Square Garden	Hilton Armstrong, Rashad Anderson, Emeka Okafor, Ben Gordon, Taliek Brown
	#2e Connecticut 80	#1w Syracuse 67	Madison Square Garden	Hilton Armstrong, Rashad Anderson, Emeka Okafor, Ben Gordon, Taliek Brown
	#2w Pittsburgh 74	#2e Connecticut 56	Madison Square Garden	Hilton Armstrong, Rashad Anderson, Emeka Okafor, Ben Gordon, Taliek Brown
2002	#1e Connecticut 72	#5e Villanova 70	Madison Square Garden	Caron Butler, Johnnie Selvie, Emeka Okafor, Taliek Brown, Tony Robertson
	#1e Connecticut 82	#2w Notre Dame 77	Madison Square Garden	Caron Butler, Johnnie Selvie, Emeka Okafor, Taliek Brown, Tony Robertson
	#1e Connecticut 74	#1w Pittsburgh (2OT) 65	Madison Square Garden	Caron Butler, Johnnie Selvie, Emeka Okafor, Taliek Brown, Tony Robertson
2001	#3w Syracuse 86	#6e Connecticut 75	Madison Square Garden	Caron Butler, Edmund Saunders, Souleymane Wane, Taliek Brown, Albert Mouring
2000	#4 Connecticut 70	#13 Boston College 55	Madison Square Garden	Kevin Freeman, Ajou Deng, Jake Voskuhl, Albert Mouring, Khalid El-Amin
	#4 Connecticut 79	#5 Seton Hall 64	Madison Square Garden	Kevin Freeman, Ajou Deng, Jake Voskuhl, Albert Mouring, Khalid El-Amin
	#4 Connecticut 70	#9 Georgetown 55	Madison Square Garden	Kevin Freeman, Ajou Deng, Jake Voskuhl, Albert Mouring, Khalid El-Amin
	#3 St. John's 80	#4 Connecticut 70	Madison Square Garden	Kevin Freeman, Ajou Deng, Jake Voskuhl, Albert Mouring, Khalid El-Amin
1999	#1 Connecticut 57	#8 Seton Hall 56	Madison Square Garden	Kevin Freeman, Richard Hamilton, Jake Voskuhl, Ricky Moore, Khalid El-Amin
	#1 Connecticut 71	#4 Syracuse 50	Madison Square Garden	Kevin Freeman, Richard Hamilton, Jake Voskuhl, Ricky Moore, Khalid El-Amin
	#1 Connecticut 82	#3 St. John's 63	Madison Square Garden	Kevin Freeman, Richard Hamilton, Jake Voskuhl, Ricky Moore, Khalid El-Amin
1998	#1 Connecticut 64	#8 Providence 55	Madison Square Garden	Kevin Freeman, Richard Hamilton, Jake Voskuhl, Ricky Moore, Khalid El-Amin
	#1 Connecticut 64	#12 Rutgers 50	Madison Square Garden	Kevin Freeman, Richard Hamilton, Jake Voskuhl, Ricky Moore, Khalid El-Amin
	#1 Connecticut 69	#2 Syracuse 64	Madison Square Garden	Kevin Freeman, Richard Hamilton, Jake Voskuhl, Ricky Moore, Khalid El-Amin
1997	#6 Pittsburgh 63	#11 Connecticut 62	Madison Square Garden	Kevin Freeman, Rashamel Jones, Jake Voskuhl, Richard Hamilton, Ricky Moore
1996	#1 Connecticut 79	#9 Seton Hall 58	Madison Square Garden	Kirk King, Rudy Johnson, Travis Knight, Ray Allen, Doron Sheffer
	#1 Connecticut 85	#4 Syracuse 67	Madison Square Garden	Kirk King, Rudy Johnson, Travis Knight, Ray Allen, Doron Sheffer
	#1 Connecticut 75	#2 Georgetown 74	Madison Square Garden	Kirk King, Rudy Johnson, Travis Knight, Ray Allen, Doron Sheffer
1995	#1 Connecticut 81	#9 Pittsburgh 78	Madison Square Garden	Ray Allen, Donny Marshall, Travis Knight, Kevin Ollie, Doron Sheffer
	#1 Connecticut 88	#4 Georgetown 81	Madison Square Garden	Ray Allen, Donny Marshall, Travis Knight, Kevin Ollie, Doron Sheffer
1994	#2 Villanova 94	#1 Connecticut 78	Madison Square Garden	Ray Allen, Donny Marshall, Travis Knight, Kevin Ollie, Doron Sheffer
	#1 Connecticut 97	#9 St. John's 77	Madison Square Garden	Donny Marshall, Donyell Marshall, Eric Hayward, Doron Sheffer, Kevin Ollie
1993	#4 Providence 69	#1 Connecticut 67	Madison Square Garden	Donny Marshall, Donyell Marshall, Eric Hayward, Doron Sheffer, Kevin Ollie
	#5 Providence 73	#4 Connecticut 55	Madison Square Garden	Rudy Johnson, Donny Marshall, Donyell Marshall, Scott Burrell, Kevin Ollie
1992	#3 St. John's 64	#6 Connecticut (OT) 59	Madison Square Garden	Donyell Marshall, Toraino Walker, Rod Sellers, Scott Burrell, Chris Smith
1991	#6 Georgetown 68	#3 Connecticut 49	Madison Square Garden	Scott Burrell, Toraino Walker, Rod Sellers, Steve Pikiell, Chris Smith
1990	#2 Connecticut 76	#7 Seton Hall 58	Madison Square Garden	Scott Burrell, Nadav Henefeld, Rod Sellers, Tate George, Chris Smith
	#2 Connecticut 65	#3 Georgetown 60	Madison Square Garden	Scott Burrell, Nadav Henefeld, Rod Sellers, Tate George, Chris Smith
	#2 Connecticut 78	#1 Syracuse 75	Madison Square Garden	Scott Burrell, Nadav Henefeld, Rod Sellers, Tate George, Chris Smith
1989	#2 Seton Hall 74	#7 Connecticut 66	Madison Square Garden	Murray Williams, Lyman DePriest, Cliff Robinson, Phil Gamble, Chris Smith
1988	#9 Connecticut 75	#8 Providence 62	Madison Square Garden	Murray Williams, Lyman DePriest, Cliff Robinson, Phil Gamble, Tate George
	#1 Pittsburgh 75	#9 Connecticut 58	Madison Square Garden	Murray Williams, Lyman DePriest, Cliff Robinson, Phil Gamble, Tate George
1987	#8 Boston College 61	#9 Connecticut 59	Madison Square Garden	Jeff King, Robert Ursery, Gerry Besselink, Tate George, Steve Pikiell
1986	#9 Seton Hall 76	#8 Connecticut 66	Madison Square Garden	Tim Coles, Eddie Williams, Gerry Besselink, Phil Gamble, Terence Warren
1985	#2 Georgetown 93	#7 Connecticut 62	Madison Square Garden	Ray Broxton, Tim Coles, Gerry Besselink, Alvin Frederick, Earl Kelley
1984	#2 Syracuse 73	#7 Connecticut 58	Madison Square Garden	Ray Broxton, Alvin Frederick, Tim Coles, Vern Giscombe, Karl Hobbs
1983	#2 Villanova 69	#7 Connecticut 68	Madison Square Garden	Larry Blucher, Eddie Williams, Bruce Kuczenski, Karl Hobbs, Earl Kelley
1982	#3 St. John's 54	#6 Connecticut 52	Hartford Civic Center	Mike McKay, Cory Thompson, Bruce Kuczenski, Karl Hobbs, Norm Bailey
1981	#4 Villanova 65	#5 Connecticut 54	Carrier Dome	Mike McKay, Cory Thompson, Chuck Aleksinas, Vern Giscombe, Bobby Dulin
1980	#4 Connecticut 79	#5 Boston College 68	Providence Civic Center	Mike McKay, Cory Thompson, Jim Abromaitis, Bobby Dulin, Clay Johnson
	#1 Syracuse 92	#4 Connecticut 61	Providence Civic Center	Mike McKay, Cory Thompson, Jim Abromaitis, Bobby Dulin, Clay Johnson

UConn vs. All Opponents in the BIG EAST Championship

Team	Record	First/Last Meeting	Last UConn Win	Last Opp. Win	Team	Record	First/Last Meeting	Last UConn Win	Last Opp. Win
Boston College	2-1	1980/2000	2000, 70-55	1987, 61-59	Providence	2-2	1988/1998	1998, 64-55	1994, 69-67
Creighton	0-1	2021/2021	N/A	2021, 59-56	Rutgers	1-0	1998	1998, 64-50	N/A
DePaul	3-0	2011/2021	2021, 94-60	N/A	St. John's	2-4	1982/2010	1999, 82-63	2010, 73-51
Georgetown	6-2	1985/2011	2011, 79-62	1991, 68-49	Seton Hall	6-2	1986/2022	2022, 62-52	1989, 74-66
Louisville	1-0	2011/2011	2011, 69-66	N/A	Syracuse	6-8	1980/2012	2011, 76-71 (OT)	2012, 58-55
Notre Dame	2-0	2002/2004	2004, 66-58	N/A	Villanova	2-4	1981/2022	2004, 84-67	2022, 63-60
Pittsburgh	4-3	1988/2011	2011, 76-74	2003, 74-56	West Virginia	1-1	2008/2012	2012, 71-67 (OT)	2008, 78-72

ALL-TIME AMERICAN ATHLETIC CONFERENCE CHAMPIONSHIP RESULTS AND STARTERS

Year	Winner	Loser	Site	Connecticut Starters
2014	#4 Connecticut 72	#5 Memphis 53	FedExForum (Memphis)	DeAndre Daniels, Niels Giffey, Phillip Nolan, Ryan Boatright, Shabazz Napier
	#4 Connecticut 58	#1 Cincinnati 56	FedExForum	DeAndre Daniels, Niels Giffey, Phillip Nolan, Ryan Boatright, Shabazz Napier
	#2 Louisville 71	#4 Connecticut 61	FedExForum	DeAndre Daniels, Niels Giffey, Phillip Nolan, Ryan Boatright, Shabazz Napier
2015	#6 Connecticut 69	#11 USF 43	XL Center (Hartford)	Phillip Nolan, Daniel Hamilton, Amida Brimah, Rodney Purvis, Ryan Boatright
	#6 Connecticut 57	#3 Cincinnati 54	XL Center	Phillip Nolan, Daniel Hamilton, Amida Brimah, Rodney Purvis, Ryan Boatright
	#6 Connecticut 47	#2 Tulsa 42	XL Center	Phillip Nolan, Daniel Hamilton, Amida Brimah, Rodney Purvis, Ryan Boatright
	#1 SMU 62	#6 Connecticut 54	XL Center	Phillip Nolan, Daniel Hamilton, Amida Brimah, Rodney Purvis, Ryan Boatright
2016	#5 Connecticut 104	#4 Cincinnati 97 (4 ot)	Amway Center (Orlando)	Phillip Nolan, Shonn Miller, Daniel Hamilton, Rodney Purvis, Sterling Gibbs
	#5 Connecticut 77	#1 Temple 62	Amway Center	Phillip Nolan, Shonn Miller, Daniel Hamilton, Rodney Purvis, Sterling Gibbs
	#5 Connecticut 72	#6 Memphis 58	Amway Center	Phillip Nolan, Shonn Miller, Daniel Hamilton, Rodney Purvis, Sterling Gibbs
2017	#6 Connecticut 77	#11 USF 66	XL Center (Hartford)	Kentan Facey, Amida Brimah, Rodney Purvis, Christian Vital, Jalen Adams
	#6 Connecticut 74	#3 Houston 65	XL Center	Kentan Facey, Amida Brimah, Rodney Purvis, Christian Vital, Jalen Adams
	#2 Cincinnati 81	#6 Connecticut 71	XL Center	Kentan Facey, Amida Brimah, Rodney Purvis, Christian Vital, Jalen Adams
2018	#9 SMU 80	#8 Connecticut 73	Amway Center (Orlando)	Terry Larrier, Josh Carlton, Christian Vital, Jalen Adams, Antwoine Anderson
2019	#9 Connecticut 80	#8 USF 73	FedExForum (Memphis)	Tyler Polley, Josh Carlton, Christian Vital, Tarin Smith, Jalen Adams
	#1 Houston 84	#9 Connecticut 45	FedExForum	Tyler Polley, Josh Carlton, Christian Vital, Tarin Smith, Jalen Adams
2020	AAC Championship cancelled due to global health emergency			

UConn vs. All Opponents in the AAC Championship

Team	Record	First/Last Meeting	Last UConn Win	Last Opp. Win	Team	Record	First/Last Meeting	Last UConn Win	Last Opp. Win
Cincinnati	3-1	2014/2017	2016, 104-97 (4 OTs)	2017, 81-71	USF	3-0	2015/2019	2019, 80-73	---
Louisville	0-1	2014/2014	---	2014, 71-61	SMU	0-2	2015/2018	---	2018, 80-73
Memphis	2-0	2014/2016	2016, 72-58	---	Temple	1-0	2016/2016	2016, 77-62	---
Houston	1-1	2017/2019	2017, 74-65	2019, 84-45	Tulsa	1-0	2015/2015	2015, 47-42	---



The Huskies celebrate the 2016 AAC championship.

ALL-TIME OPPONENT SERIES HISTORIES

Air Force (2-0)

12/28/82	W	66-50	H
12/29/88	W	68-55	H

Akron (0-1)

1947-48	L	48-60	
---------	---	-------	--

Alabama (1-0)

3/27/04	W	87-71	N
---------	---	-------	---

Alabama-Birmingham (0-1)

3/22/89	L	79-85	H
---------	---	-------	---

Albany (NY St. Teachers*) (3-0)

2/24/21*	W	29-20	
3/17/06	W	72-59	N
11/26/06	W	86-55	GP

Albany Law (2-0)

1922-23	W	34-25	
1922-23	W	32-13	

American International (20-0)

1934-35	W	39-27	
1949-50	W	66-51	H
11/30/50	W	68-46	H
1/30/51	W	66-55	A
11/29/51	W	75-55	H
12/3/52	W	73-55	H
12/3/53	W	77-49	H
12/17/54	W	103-78	H
12/1/55	W	91-76	H
2/23/57	W	118-88	H
12/2/57	W	84-55	H
12/3/58	W	76-63	H
12/1/59	W	82-52	H
12/1/60	W	78-56	H
2/6/62	W	78-51	H
2/6/63	W	93-57	H
12/4/63	W	95-49	H
12/1/64	W	98-67	H
12/1/65	W	89-72	A
12/1/66	W	81-58	H

American University (5-1)

1947-48	W	48-37	
1947-48	W	52-48	
1948-49	L	47-50	
12/17/62	W	64-58	H
2/20/65	W	115-60	H
1/10/76	W	83-70	H

Arizona (5-2)

12/7/99	W	78-69	N
12/9/00	W	71-69	GP
1/26/02	W	100-98(ot)	A
11/22/05	W	79-70	N
3/26/11	W	65-63	N
12/21/17	L	58-73	A
12/2/18	L	72-76	XL

Arizona State (2-2)

12/3/82	L	69-74	A
12/29/83	W	66-60	HCC
11/28/97	W	82-61	N
3/18/15	L	61-68	GP

Arkansas (3-1)

3/27/97	W	74-64	N
11/21/05	W	77-68	N
12/3/11	W	75-62	XL
11/26/17	L	67-102	N

Army (7-3)

1921-22	W	33-31	
1922-23	L	19-52	
1923-24	L	15-17	
1924-25	L	29-30	
1945-46	W	51-50	
1946-47	W	41-39	
1947-48	W	50-49	
12/29/80	W	81-60	H
12/6/03	W	74-46	GP
11/29/05	W	68-54	HCC

Arnold (3-1)

1935-36	L	33-35	
1937-38	W	61-40	
1938-39	W	51-39	
1947-48	W	45-35	

Auburn (2-2)

11/26/89	W	95-81	N
12/23/16	L	67-70 (ot)	XL
12/23/17	L	64-89	A
11/24/21	W	115-109 (2ot)	N

Ball State (1-0)

12/28/03	W	101-62	HCC
----------	---	--------	-----

Bates (1-0)

1949-50	W	77-70	
---------	---	-------	--

Baylor (1-0)

12/28/65	W	96-88	A
----------	---	-------	---

Binghamton (1-0)

11/20/21	W	87-63	XL
----------	---	-------	----

Boston College (55-35)

1918-19	W	46-27	
1918-19	L	20-42	
1919-20	W	51-13	
12/23/50	W	56-52	H
12/15/51	L	53-57	H
12/13/52	W	70-51	H
1/16/54	W	106-81	H
12/13/54	W	117-74	A
1/15/55	W	95-76	H
1/14/56	W	88-57	H
12/15/56	L	81-87	H
12/14/57	L	68-82	H
12/13/58	L	55-81	A
12/12/59	W	84-67	H
12/9/60	L	96-110	A
12/9/61	W	78-71	H
12/8/62	W	63-53	A
12/14/63	W	108-81	H
12/12/64	W	85-81(ot)	A
12/11/65	L	74-90	H
12/10/66	L	69-87	A
3/11/67	L	42-48	N
12/9/67	L	60-76	H
12/7/68	L	75-105	A
12/13/69	W	77-72	H
1/12/71	L	69-71	A
2/29/72	L	39-41(ot)	H
2/27/73	W	66-65	A
2/26/74	W	77-69	H
3/21/74	L	75-76	N
2/25/75	L	67-68	A
3/6/75	L	58-68	N
12/2/75	L	83-94	H
1/27/77	W	83-66	A
1/28/78	L	72-101	A

2/22/78	L	74-76	H
1/17/79	L	89-90	A
1/27/79	L	77-78	A
3/1/79	W	91-74	N
1/10/80	W	83-71	H
2/28/80	W	79-68	N
1/14/81	L	57-58	A
2/7/81	L	71-76	H
1/13/82	W	59-58(ot)	NHC
2/6/82	W	67-59	A
1/22/83	L	79-88	NHC
2/21/83	L	80-86	A
1/31/84	L	67-82	A
3/3/84	L	60-83	HCC
1/26/85	L	77-78 (ot)	H
2/25/85	W	74-68	A
1/4/86	L	60-61	A
1/11/86	W	80-69	H
1/27/87	W	66-60	A
2/26/87	L	60-66	HCC
3/5/87	L	59-61	N
2/15/88	W	53-49	HCC
2/23/88	L	56-64	A
3/29/88	W	73-67	A
2/11/89	W	86-49	HCC
2/22/89	W	77-75	A
2/17/90	W	89-67	GP
3/3/90	W	95-74	A
1/2/91	W	86-70	A
2/5/91	W	76-59	GP
1/25/92	W	83-77 (ot)	HCC
3/7/92	W	89-79	A
1/16/93	W	66-64	A
2/24/93	W	69-64	GP
1/8/94	W	77-71	GP
2/9/94	W	94-91(2ot)	A
12/6/94	W	74-70	A
2/21/95	W	88-75	HCC
12/3/95	W	63-62	HCC
12/7/96	W	61-54	GP
1/12/97	W	61-56	A
1/11/98	W	80-68	A
1/6/99	W	91-78	A
2/10/99	W	66-50	HCC
2/9/00	W	87-58	HCC
3/8/00	W	70-55	N
1/3/01	L	68-85	A
2/13/01	W	82-71	HCC
2/16/02	W	79-77(ot)	HCC
2/25/02	W	75-61	A
2/1/03	L	71-95	GP
3/8/03	W	91-54	A
1/31/04	W	63-58	A
1/5/05	L	70-75	HCC
11/21/13	W	72-70	N

Boston University (44-12)

1930-31	W	39-33	
1931-32	L	26-30	
1932-33	L	25-50	
1933-34	L	33-37	
1934-35	W	42-31	
1935-36	W	31-27	
1948-49	W	44-43	
1949-50	W	107-67	
2/20/51	W	74-59	
2/04/52	W	70-64	A
2/28/53	W	105-73	H
1/12/54	W	62-55	A
1/11/55	W	84-75	H
2/10/58	W	77-71	H



Prior to the 2020-21 season, UConn had met Butler only once, in the 2011 NCAA Championship game. Now, they are BIG EAST rivals.

2/10/59	L	55-67	A
3/10/59	L	58-60	N
1/13/60	W	78-60	H
1/10/61	L	73-77	A
2/3/62	W	82-63	A
12/29/63	W	90-76	H
1/9/64	L	53-55	A
2/16/65	W	89-78	H
3/8/66	W	62-43	A
2/11/67	W	113-64	H
12/5/67	L	72-79	A
2/11/69	W	74-72	H
1/26/70	W	90-81(ot)	A
12/12/70	W	64-62	H
1/25/72	L	67-70	H
2/7/73	L	99-107	A
3/3/73	W	66-53	H
1/22/74	W	91-78	A
3/2/74	W	94-71	H
2/5/75	W	106-85	H
2/19/75	W	94-79	A
12/9/75	W	95-78	A
2/4/76	W	78-70	H
12/1/76	W	73-69(ot)	H
1/24/77	W	67-65	A
12/10/77	L	61-66	A
1/25/78	W	80-63	H
12/9/78	W	92-84	H
1/11/79	W	63-62(ot)	A
2/13/80	W	72-65	H
12/13/80	W	72-65	A
12/5/81	W	73-54	H
12/11/82	W	51-50	A
12/10/83	W	79-74	H
12/7/85	W	89-76	H
12/9/86	L	71-80	A
3/15/90	W	76-52	H
11/17/97	W	68-54	GP
12/2/09	W	92-64	XL
11/17/13	W	77-60	GP
11/30/16	W	51-49	XL
11/19/17	W	85-66	XL

Bradley (1-0)

3/18/97	W	63-47	H
---------	---	-------	---

Bridgewater State (2-0)

1930-31	W	38-29	
1931-32	W	43-34	

Brigham Young (1-0)

3/20/03	W	58-53	N
---------	---	-------	---

Brooklyn College (3-0)

1948-49	W	64-39	
12/13/83	W	75-47	H
3/5/88	W	90-51	H

Brown (26-18)

1921-22	W	29-23	
1922-23	L	27-33	
1927-28	W	29-21	
1928-29	W	35-33	
1929-30	L	22-39	
1930-31	L	35-39	
1931-32	W	27-22	

ALL-TIME OPPONENT SERIES HISTORIES

Duke (4-6)

3/16/64	L	54-101	N
12/14/76	L	59-64 (ot)	N
3/24/90	L	78-79 (ot)	N
3/22/91	L	67-81	N
11/29/94	W	90-86	N
3/29/99	W	77-74	N
11/12/99	W	71-66	N
4/3/04	W	79-78	N
11/27/09	L	59-68	N
12/18/14	L	56-66	N

East Carolina (12-2)

12/17/66	W	89-60	H
12/30/71	L	64-74	N
1/11/75	W	79-77	H
12/30/78	W	80-68	H
2/4/15	W	65-52	GP
2/25/15	W	60-49	A
2/7/16	W	85-67	GP
1/22/17	W	72-65	XL
3/1/17	L	62-66	A
1/6/18	W	70-65	XL
2/18/18	W	84-80	A
2/3/19	W	76-52	XL
3/10/19	W	82-73	A
2/29/20	W	84-63	A

East Stroudsburg (2-0)

1929-30	W	27-21
1930-31	W	44-20

Eastern Michigan (2-0)

1/10/74	W	76-60	H
#3/16/96	W	95-81	N

#-- result declared null and void by NCAA

Eastern Washington (1-0)

12/28/13	W	82-65	WBA
----------	---	-------	-----

Fairfield (29-5)

12/3/69	W	65-64	H
1/27/71	L	72-88	A
12/8/71	L	69-76	H
1/28/75	W	87-78	H
3/2/76	W	72-70	A
3/1/77	W	87-75	H
3/5/77	W	72-66	H
2/28/78	L	57-63	A
12/6/78	W	68-67	H
12/11/79	W	66-57	H
12/9/80	W	72-50	HCC
12/8/81	W	75-71	A
12/7/82	L	81-98	NHC
12/6/83	W	77-70	A
12/11/84	L	74-81	NHC
12/10/85	W	74-72	A
12/23/86	W	54-51	H
2/18/88	W	74-48	A
12/13/88	W	71-48	H
2/6/90	W	74-39	GP
12/23/90	W	94-70	HCC
12/23/91	W	89-59	GP
12/22/92	W	90-66	HCC
12/23/93	W	75-57	HCC
12/23/94	W	85-68	HCC
12/23/95	W	86-52	GP
12/21/96	W	68-58	HCC
12/30/97	W	90-63	HCC
12/23/98	W	102-67	HCC

12/23/99	W	84-60	HCC
12/22/00	W	100-66	HCC
11/18/06	W	74-49	HCC
12/26/08	W	75-55	XL
12/22/11	W	79-71	XL

Fairleigh Dickinson (2-0)

3/12/98	W	93-85	N
12/8/10	W	78-54	GP

Fitchburg State (1-0)

1930-31	W	57-26
---------	---	-------

Florida (4-1)

3/25/94	L	60-69 (ot)	N
12/2/13	W	65-64	GP
4/5/14	W	63-53	N
1/3/15	W	63-59	A
11/17/19	W	62-59	GP

Florida A&M (1-0)

11/26/07	W	93-54	XL
----------	---	-------	----

Florida International (1-0)

11/30/04	W	99-48	GP
----------	---	-------	----

Florida Southern (1-1)

2/8/71	W	82-74	H
1/9/73	L	85-93	A

Florida State (3-5)

1/6/73	L	55-91	A
11/27/89	W	63-60	N
2/6/93	L	74-86	GP
12/12/95	W	79-61	A
3/25/97	L	66-71 (ot)	N
11/26/97	L	60-67	N
11/26/11	W	78-76 (ot)	N
12/8/18	L	71-79	N

Fordham (12-10)

2/3/54	L	63-70	A
2/2/55	L	65-70	H
2/1/56	L	72-82	A
2/2/57	L	67-68	H
2/1/58	L	70-86	A
1/3/59	W	74-63	H
2/2/60	W	80-66	A
12/17/60	W	74-71	H
12/16/61	L	68-85	A
12/15/62	L	66-75	H
12/18/63	W	59-51	A
12/19/64	W	70-67	H
12/21/65	L	62-72	A
1/21/67	W	67-66	H
12/16/67	L	48-57	A
12/14/68	L	55-66	H
2/3/70	W	66-64	A
11/26/77	W	73-62	H
2/8/79	W	93-80	A
1/16/79	W	66-53	H
12/12/99	W	94-75	GP
12/21/12	W	88-73	XL

Furman (2-0)

12/28/91	W	87-68	HCC
11/21/15	W	83-58	GP

Gardner-Webb (2-0)

11/15/07	W	78-66	N
11/20/07	W	89-72	HCC

George Mason (0-1)

3/26/06	L	84-86 (ot)	N
---------	---	------------	---

George Washington (5-1)

12/28/66	W	89-69	H
1/13/76	L	92-106	A
12/11/76	W	72-70	H
3/19/94	W	75-63	N
12/2/01	W	84-76	N
11/25/02	W	67-55	HCC

Georgetown (34-36)

12/22/58	W	76-68	H
2/25/61	L	80-99	A
2/4/71	L	75-98	A
2/3/72	W	89-81	H
1/13/73	W	78-64	H
2/16/74	L	66-67	A
2/2/80	L	64-84	A
1/24/81	W	75-73 (ot)	H
2/28/81	L	58-60	A
1/20/82	W	63-52	A
2/27/82	L	42-60	HCC
1/15/83	L	53-74	A
2/14/83	L	60-77	HCC
1/4/84	L	69-81	HCC
2/4/84	L	62-87	A
1/23/85	L	66-79	A
2/23/85	L	47-68	HCC
3/6/85	L	62-93	N
1/8/86	L	66-70	A
2/5/86	L	63-80	HCC
1/21/87	L	51-65	A
2/11/87	L	57-78	HCC
1/30/88	L	59-60	A
2/6/88	W	66-59	HCC
1/21/89	L	55-59	A
2/8/89	L	58-70	HCC
1/20/90	W	70-65	HCC
2/28/90	L	64-84	A
3/10/90	W	65-60	N
2/11/91	W	61-55	HCC
2/23/91	L	57-71	A
3/8/91	L	49-68	N
2/12/92	L	63-70	HCC
2/19/92	L	58-60	A
1/18/93	L	69-86	HCC
3/7/93	L	56-70	A
1/4/94	W	77-65	HCC
2/28/94	W	66-62	A
1/16/95	W	93-73	HCC
2/14/95	W	91-85	A
3/11/95	W	88-81	N
1/19/96	L	65-77	A
3/9/96	W	75-74	N
1/11/97	W	69-54	A
2/3/97	L	51-52	HCC
1/17/98	W	86-72	HCC
1/2/99	W	87-64	GP
1/25/99	W	78-71	A
1/22/00	W	92-71	A
3/10/00	W	70-55	N
2/19/02	W	75-74	A
1/14/04	W	94-70	GP
1/8/05	W	66-59	A
3/2/05	W	83-64	GP
3/10/05	W	66-62	N
1/14/06	W	74-67	HCC
3/3/07	L	46-59	A
1/12/08	L	69-72	A
12/29/08	L	63-74	XL

1/9/10	L	69-72	A
2/16/11	W	78-70	XL
3/9/11	W	79-62	N
2/1/12	L	44-58	A
2/27/13	L	78-79 (2ot)	GP
1/23/16	W	68-62	XL
1/14/17	L	69-72	A
2/23/21	W	70-57	A
3/6/21	W	98-82	GP
1/25/22	W	96-73	GP
2/27/22	W	86-77	A

Georgia Tech (2-2)

11/26/03	L	61-77	N
4/5/04	W	82-73	N
2/11/07	L	52-65	A
2/9/08	W	80-68	GP

Gonzaga (3-2)

3/20/99	W	67-62	N
11/23/05	W	65-63	N
12/1/07	L	82-85	N
12/20/08	W	88-83 (ot)	N
11/27/15	L	70-73	N

Grambling State (1-0)

12/4/21	W	88-59	GP
---------	---	-------	----

Hampton (1-0)

3/15/02	W	78-67	N
---------	---	-------	---

Hartford (14-1)

12/29/86	L	48-49	HCC
12/28/87	W	96-94	HCC
11/26/88	W	67-55	HCC
12/7/89	W	79-54	HCC
11/27/90	W	90-63	GP
11/22/91	W	76-46	HCC
12/28/92	W	91-66	HCC
1/17/94	W	88-62	HCC
1/5/95	W	102-77	GP
12/30/95	W	102-63	HCC
12/29/96	W	104-62	HCC
12/28/97	W	100-69	HCC
11/24/98	W	95-58	HCC
11/17/08	W	99-56	XL
11/27/20	W	69-57	GP

Harvard (17-2)

1921-22	W	38-33	
1922-23	W	39-37	
1924-25	L	26-34	
1925-26	W	25-24	
1926-27	W	39-24	
12/27/54	W	98-60	H
12/6/61	W	79-68	A
12/9/64	W	78-63	H
12/22/72	L	70-80	H
12/8/73	W	80-52	A
1/15/77	W	68-64	H
1/14/77	W	73-72	A
2/6/79	W	84-70	H
12/28/88	W	84-43	HCC
12/6/09	W	79-73	GP
12/22/10	W	81-52	XL
12/8/11	W	67-53	GP
12/7/12	W	57-49	GP
1/8/14	W	61-56	GP

Hawaii (0-1)

1/12/72	L	71-77	H
---------	---	-------	---

Hofstra (2-0)

3/13/76	W	80-78 (ot)	N
11/17/09	W	76-67	GP

Holy Cross (22-42)

1907-08	L	5-38	
1922-23	W	31-22	
1924-25	W	29-21	
1926-27	L	19-30	
1927-28	L	27-36	
1927-28	W	46-33	
1928-29	L	29-33	
1928-29	L	21-23	
1929-30	W	33-27	
1929-30	L	23-42	
1930-31	L	30-44	
2/12/52	L	53-72	A
1/7/53	L	67-71	H
2/27/54	W	78-77	A
2/26/55	L	58-60	H
1/4/56	L	68-85	H
2/27/56	L	81-103	A
1/12/57	W	97-72	H
2/26/57	W	97-80	A
1/11/58	W	77-68	H
2/25/58	L	89-92	A
1/10/59	L	50-74	H
2/21/59	W	71-69	A
1/9/60	L	49-52	H
2/20/60	L	66-98	A
1/7/61	L	85-103	A
2/18/61	L	89-98	H
1/6/62	L	70-79	H
2/17/62	L	64-103	A
1/5/63	L	50-74	A
2			

ALL-TIME OPPONENT SERIES HISTORIES

Houston (6-9)

12/30/99	W	82-76	A
11/30/00	W	72-60	GP
12/31/13	L	71-75	A
1/30/14	W	80-43	GP
2/1/15	L	68-70	A
1/17/16	W	69-57	A
2/28/16	L	68-75	GP
12/28/16	L	46-62	XL
2/22/17	L	70-75	A
3/10/17	W	74-65	N(XL)
3/4/18	L	71-81	A
2/14/19	L	63-71	XL
3/15/19	L	45-84	N
1/23/20	L	59-63	A
3/5/20	W	77-71	GP

Howard (1-0)

12/2/89	W	78-59	H
---------	---	-------	---

Illinois (2-1)

1938-39	L	23-49	
2/4/92	W	70-66	A
12/27/94	W	71-56	HCC

Illinois State (0-1)

12/29/76	L	77-88	H
----------	---	-------	---

Indiana (6-4)

12/17/38	L	38-71	A
11/25/95	W	86-52	N
11/15/96	L	61-68	A
3/14/98	W	78-68	N
12/5/04	W	74-69	HCC
2/4/06	W	88-80	A
1/20/07	L	73-77	HCC
1/26/08	W	68-63	A
11/22/13	W	59-58	N
12/10/19	L	54-57	N

Iona (4-1)

12/29/84	L	54-55	HCC
3/12/97	W	71-66	GP
12/20/03	W	104-54	HCC
12/27/09	W	93-74	XL
12/4/19	W	80-62	GP

Iowa (1-3)

11/24/95	L	95-101 (ot)	N
3/18/99	W	78-68	N
11/11/99	L	68-70	N
11/16/18	L	72-91	N

Iowa State (1-1)

3/15/12	L	64-77	N
3/28/14	W	81-76	N

Jackson State (0-1)

3/19/93	L	88-90 (ot)	H
---------	---	------------	---

Kansas (0-3)

1/28/95	L	59-88	A
1/19/97	L	65-73	HCC
3/19/16	L	61-73	N

Kentucky (4-1)

3/19/06	W	87-83	N
12/9/09	L	61-64	N
11/24/10	W	84-67	N
4/2/11	W	56-55	N
4/7/14	W	60-54	N

Lafayette (4-0)

2/12/76	W	86-79	N
12/28/90	W	59-57	H
11/25/94	W	110-48	H
12/5/18	W	90-63	XL

LaSalle (1-0)

11/21/08	W	89-81	N
----------	---	-------	---

Lebanon Valley (1-0)

1921-22	W	40-29	
---------	---	-------	--

Lehigh (2-0)

12/30/86	W	71-57	HCC
12/1/03	W	75-55	HCC

Long Island (3-2)

2/24/68	L	47-64	H
2/22/69	L	46-86	A
1/22/75	W	85-83	H
11/24/78	W	84-69	A
11/17/21	W	93-40	GP

Louisiana State (3-1)

3/14/91	W	79-62	N
1/7/06	W	67-66	HCC
1/6/07	L	49-66	A
11/25/09	W	81-55	N

Louisiana Tech (1-0)

3/21/88	W	65-59	H
---------	---	-------	---

Louisville (6-11)

11/22/00	W	83-71	N
1/21/06	W	71-58	A
3/4/06	W	84-80	GP
1/22/07	L	54-68	A
2/25/07	L	69-76	HCC
1/28/08	W	69-67	XL
2/2/09	W	68-51	A
2/1/10	L	69-82	A
2/28/10	L	76-78	GP
1/29/11	L	78-79 (2ot)	GP
2/18/11	L	58-71	A
3/12/11	W	69-66	N
2/6/12	L	59-80	A
1/14/13	L	58-73	XL
1/18/14	L	64-76	GP
3/8/14	L	48-81	A
3/15/14	L	61-71	N

Loyola (Md.) (1-0)

11/26/13	W	76-66	XL
----------	---	-------	----

Loyola (New Orleans) (1-1)

1/29/62	W	84-74	H
12/18/62	L	49-51	A

Loyola Marymount (1-0)

11/17/16	W	65-62	A
----------	---	-------	---

Maine (85-16)

1921-22	W	22-16	
1925-26	W	34-26	
1926-27	W	38-28	
1927-28	L	21-34	
1928-29	W	29-22	
1936-37	W	50-40	
1936-37	L	41-44	
1937-38	W	54-46	
1937-38	W	51-39	
1938-39	L	29-45	
1938-39	W	53-45	

1939-40	W	56-38	
1939-40	W	71-68	
1940-41	W	80-51	
1940-41	W	53-46	
1941-42	W	58-45	
1941-42	W	47-39	
1942-43	W	72-55	
1942-43	L	38-40	
1943-44	W	50-22	
1943-44	W	73-48	
1944-45	W	69-41	
1944-45	L	44-45	
1945-46	W	54-33	
1945-46	W	60-48	
1946-47	W	51-38	
1946-47	W	88-39	
1947-48	W	63-29	
1947-48	W	46-39	
1948-49	W	63-43	
1948-49	W	58-29	
1949-50	W	65-56	H
1949-50	W	67-58	A
1/5/51	W	68-52	H
2/17/51	W	83-62	A
1/5/52	W	71-57	H
2/16/52	W	66-53	A
1/3/53	W	87-66	H
2/14/53	W	76-66	A
1/5/54	W	108-60	H
2/13/54	W	102-61	A
1/6/55	W	99-58	H
2/12/55	W	116-73	A
2/6/56	W	94-68	A
2/10/56	W	109-96	H
1/30/57	W	124-92	A
2/9/57	W	118-81	H
1/30/58	W	84-62	H
2/8/58	W	103-62	A
1/6/59	W	73-58	H
1/31/59	W	72-61	H
2/6/60	L	74-75	A
2/12/60	W	91-79	H
1/31/61	L	55-74	A
2/11/61	W	73-60	H
1/2/62	L	68-73	H
2/20/62	L	68-70	A
1/12/63	W	92-64	H
2/9/63	W	89-61	A
1/13/64	W	71-58	H
2/8/64	W	80-53	A
12/17/64	W	89-62	A
2/6/65	W	95-59	H
12/13/65	W	84-69	A
2/5/66	W	114-58	H
2/4/67	W	109-65	H
2/13/67	W	114-88	A
1/6/68	W	81-79	A
2/10/68	W	93-69	H
2/8/69	L	88-116	A
2/17/69	L	70-84	H
1/5/70	W	83-75	A
2/7/70	W	99-74	H
1/30/71	L	99-112	A
2/6/71	W	88-54	H
1/15/72	W	72-69 (ot)	H
2/5/72	L	51-52	A
2/3/73	W	98-81	H
2/17/73	L	105-110 (ot)	A
1/19/74	W	79-69	A
2/2/74	W	93-71	H
2/2/75	W	100-90 (ot)	A
2/22/75	W	80-71	H
1/17/76	W	83-69	A

2/19/76	L	63-64	H
1/4/77	W	79-63	H
2/15/78	L	73-79	A
12/23/78	W	97-79	H
2/23/80	W	87-67	A
12/11/80	W	55-51	H
11/28/81	W	68-53	A
12/9/89	W	95-55	H
12/9/90	W	85-60	A
12/7/91	W	85-71	GP
2/22/93	W	108-72	HCC
12/22/07	W	105-60	XL
12/22/09	W	71-54	XL
11/17/11	W	80-60	XL
12/6/13	W	95-68	XL
11/13/15	W	100-56	GP
12/1/19	W	64-40	XL

Manhattan (19-14)

1949-50	L	56-71	H
2/21/55	W	90-79	A
12/19/55	L	82-85	H
3/13/56	W	84-75	N
12/22/56	L	86-100	A
1/4/58	L	57-62	H
12/20/58	W	59-57	A
1/30/60	W	64-56	H
2/2/61	W	73-71	A
1/13/62	W	69-68	H
2/21/63	W	68-64	A
1/4/64	W	73-57	H
2/24/65	W	80-75 (ot)	A
12/7/65	W	76-55	H
1/29/68	L	69-83	A
1/25/69	L	78-93	H
12/23/69	L	62-75	H
2/25/71	L	83-86	A
3/4/72	L	71-83	H
2/22/73	L	87-97	A
12/15/73	W	76-72 (ot)	H
2/13/75	L	69-77	A
11/29/75	L	83-99	A
1/21/76	W	84-66	H
2/10/77	L	69-72 (ot)	A
12/29/77	W	75-68	H
2/25/78	W	57-54	H
1/31/79	W	77-64	NHC
1/30/80	W	89-66	NHC
1/31/81	W	75-58	A
1/28/82	W	72-57	H
1/6/83	L	51-52	A
12/15/18	W	61-46	GP

Marist (1-0)

12/5/88	W	93-71	H
---------	---	-------	---

Marquette (7-6)

1/3/06	L	79-94	A
1/10/07	L	69-73	GP
1/20/08	W	89-73	GP
2/25/09	W	93-82	A
1/30/10	L	68-70	XL
1/25/11	W	76-68	A
2/24/11	L	67-74 (ot)	XL
2/18/12	L	64-79	XL
1/1/13	L	76-82 (ot)	A
1/5/21	W	65-54	A
2/27/21	W	80-62	GP
12/21/21	W	78-70	A
2/8/22	W	80-72	XL

Maryland (4-4)

2/15/41	W	52-43	A
---------	---	-------	---

12/4/89	W	87-65	HCC
3/23/95	W	99-89	N
12/3/01	L	65-77	N
3/24/02	L	82-90	N
11/8/13	W	78-77	N
12/8/15	L	66-76	N
3/20/21	L	54-63	N

Maryland-Balt. County (1-0)

12/3/10	W	94-61	XL
---------	---	-------	----

Maryland-Eastern Shore (3-0)

11/28/87	W	102-63	H
12/17/12	W	84-50	XL
11/30/21	W	72-63	XL

Massachusetts (69-39)

1904-05	L	22-66	
1906-07	L	27-34	
1906-07	L	16-24	
1916-17	L	12-33	
1917-18	L	20-25	
1919-20	W	28-19	
1919-20	L	22-27	
1920-21	L	23-28	
1920-21	W	26-19	
1921-22	W	31-13	

ALL-TIME OPPONENT SERIES HISTORIES

Rhode Island (77-68)

1906-07	L	18-23
1907-08	L	6-59
1907-08	W	24-21
1915-16	W	39-10
1915-16	W	26-18
1916-17	W	29-26
1916-17	W	34-18
1917-18	L	16-30
1917-18	L	33-42
1918-19	L	18-30
1918-19	L	46-49
1919-20	L	23-29
1920-21	W	44-22
1920-21	L	18-29
1921-22	W	19-18
1921-22	W	41-18
1922-23	W	41-20
1922-23	L	29-30
1923-24	W	42-22
1923-24	L	28-31
1924-25	W	38-26
1924-25	W	38-27
1925-26	L	27-33
1925-26	W	43-29
1926-27	L	33-37
1926-27	W	34-30
1927-28	W	38-27
1927-28	W	41-34
1928-29	L	25-30
1928-29	W	38-29
1929-30	L	31-36
1929-30	W	53-28
1930-31	W	28-27
1930-31	L	21-31
1931-32	L	31-45
1931-32	L	32-33
1932-33	L	29-41
1932-33	L	34-41
1933-34	L	26-50
1933-34	L	38-44
1934-35	L	32-57
1934-35	L	45-62
1935-36	L	32-75
1935-36	L	51-56
1936-37	L	41-56
1936-37	L	41-65
1937-38	L	45-62
1937-38	L	65-67
1938-39	L	62-76
1938-39	W	68-67
1939-40	L	81-102
1939-40	L	48-49
1940-41	L	61-79
1940-41	W	63-62
1941-42	L	59-66
1941-42	L	68-87
1942-43	L	51-67
1942-43	W	82-58
1943-44	W	67-61
1943-44	W	65-61
1944-45	L	57-82
1944-45	W	67-59
1945-46	L	47-59
1945-46	L	54-60
1946-47	L	57-75
1946-47	W	83-75
1947-48	L	63-65
1947-48	W	89-80
1948-49	W	58-48
1948-49	L	64-86

1949-50	L	65-83	A
1949-50	W	74-71	H
1/13/51	L	72-77	H
2/24/51	W	75-70	A
1/12/52	L	62-64	A
2/23/52	W	72-67	H
1/10/53	W	80-74	H
2/21/53	L	80-82	A
12/1/53	W	90-81	A
1/9/54	W	78-54	A
2/20/54	W	79-74	H
12/1/54	W	116-77	H
1/8/55	W	92-83	H
2/19/55	W	90-72	A
1/7/56	W	88-86	A
2/18/56	W	92-90	H
2/16/57	W	88-79	H
3/2/57	W	94-93	A
2/15/58	W	102-57	A
3/1/58	L	81-85	H
2/14/59	W	70-64	H
3/4/59	W	87-63	A
2/9/60	W	66-62	A
3/5/60	W	95-79	H
1/14/61	W	74-68	H
3/4/61	L	61-73	A
1/9/62	L	63-70	A
3/3/62	W	89-83	H
2/19/63	L	62-65	A
3/2/63	W	88-73	H
1/18/64	W	43-41	H
2/29/64	L	53-54	A
3/4/64	W	61-60	A
1/16/65	W	78-68	H
3/6/65	W	88-73	A
1/15/66	L	68-82	A
3/1/66	W	96-74	H
3/4/66	L	62-67	H
1/14/67	W	80-78	H
2/25/67	L	86-87	A
12/13/67	L	65-78	A
3/2/68	W	62-58	H
1/11/69	W	102-92	H
3/1/69	L	72-92	A
1/10/70	W	77-74(ot)	A
2/28/70	W	35-32	H
1/9/71	L	67-75	H
2/27/71	L	78-69	A
1/8/72	L	52-57	A
2/26/72	L	78-89	H
1/20/73	W	74-72	H
2/24/73	W	91-77	A
2/5/74	L	70-80(3ot)	A
2/23/74	W	72-55	H
12/14/74	W	85-68	H
3/1/75	W	73-71	A
1/24/76	L	60-63	A
2/28/76	W	76-66	H
1/21/77	W	67-65	HCC
2/26/77	W	90-89	A
1/10/78	L	68-78	A
2/11/78	L	61-70	HCC
2/13/79	L	71-84	A
2/24/79	W	80-75(ot)	NHC
3/1/79	W	58-50	A
12/14/79	L	63-74	A
2/9/80	L	65-68	HCC
1/3/81	W	74-69	A
1/29/81	L	75-78	HCC
12/14/84	W	93-63	H
12/14/85	W	55-42	A

12/11/86	W	96-94(ot)	H
12/29/90	W	90-69	HCC
11/19/97	W	80-67	GP
12/26/00	W	87-76	HCC

Rice (2-0)

1/2/04	W	92-83	A
12/19/05	W	81-72	HCC

Richmond (2-0)

12/7/79	W	81-79	A
11/19/98	W	77-57	GP

Rider (1-0)

3/17/94	W	64-46	N
---------	---	-------	---

Rutgers (37-14)

12/30/52	W	82-73	A
2/16/54	W	91-78	H
2/16/55	W	91-78	A
2/7/56	W	105-85	H
12/11/56	W	88-75	A
12/11/57	W	73-63	H
3/7/59	W	80-55	A
12/19/59	W	74-62	A
1/4/61	W	95-74	H
2/23/62	L	62-93	A
2/23/63	W	88-63	H
2/5/64	L	67-68	A
2/3/65	W	103-73	H
2/23/66	W	96-84	A
2/23/67	W	84-77	H
2/13/68	L	66-71	A
2/25/69	L	79-81	H
2/24/70	L	84-90(ot)	A
2/23/71	W	70-66	H
2/22/72	L	86-89	A
12/9/73	L	72-86	H
2/19/74	L	82-89	A
2/11/75	W	90-89	H
12/13/75	L	83-96	A
3/18/76	L	79-93	A
1/8/77	L	77-84 (3ot)	HCC
2/4/78	L	70-78	A
1/9/79	W	69-67(ot)	H
1/31/96	W	77-59	A
2/28/96	W	78-66	GP
1/2/97	W	66-57	A
12/7/97	W	59-44	A
1/31/98	W	73-56	GP
3/6/98	W	64-50	N
2/16/99	W	77-64	GP
2/28/00	W	74-69	A
1/30/02	L	53-61	A
2/19/03	W	87-70	HCC
1/6/04	W	75-74	A
1/15/05	W	78-64	HCC
2/19/05	W	85-63	A
2/3/07	W	61-50 (ot)	HCC
2/21/07	W	65-55	A
2/26/08	W	79-61	A
1/3/09	W	80-49	GP
2/20/10	W	76-58	A
1/11/11	W	67-53	XL
1/7/12	L	60-67	A
1/27/13	W	66-54	XL
1/25/14	W	82-71	A
3/5/14	W	69-63	GP

Sacred Heart (7-0)

1/3/00	W	83-56	HCC
--------	---	-------	-----

12/3/02	W	116-78	GP
11/22/03	W	111-64	HCC
2/22/04	W	73-55	HCC
11/29/06	W	89-46	GP
12/2/15	W	82-49	XL
11/8/19	W	89-67	GP

St. Anselm's (1-0)

1947-48	W	69-55
---------	---	-------

St. Bonaventure (3-1)

12/29/81	W	91-73	HCC
12/28/01	L	70-88	HCC
1/2/03	W	95-78	HCC
12/11/21	W	74-64	N

St. Francis (NY) (1-4)

12/1/51	L	69-77	H
3/5/52	L	47-63	A
12/14/66	W	81-65	H
12/13/67	L	62-82	A
2/6/78	L	81-84	H

St. Francis (PA) (1-0)

12/28/85	W	84-61	HCC
----------	---	-------	-----

St. John's (30-36)

3/20/51	L	52-63	N-msg
3/17/74	W	82-70	N-msg
1/5/80	L	73-83	A
1/17/81	W	69-68	HCC
2/11/81	L	65-72	A
1/16/82	L	71-77	A
2/10/82	L	82-93(ot)	HCC
3/4/82	L	52-54	N-hcc
1/11/83	L	73-85	HCC
2/12/83	L	78-98	A
1/10/84	L	65-68	A
2/11/84	L	65-84	HCC
1/2/85	L	51-57	HCC
2/2/85	L	64-97	A
1/18/86	L	60-61	HCC
2/15/86	L	54-74	A
1/17/87	L	54-69	HCC
2/18/87	L	55-76	A
1/23/88	L	72-79(ot)	A
2/29/88	L	62-77	HCC
1/10/89	L	63-71	A
1/28/89	W	80-52	HCC
1/2/90	L	62-93	A
1/27/90	W	72-58	GP
1/12/91	L	59-72	GP
1/22/91	L	62-65	A-msg
1/7/92	W	85-76	GP
2/1/92	L	57-90	A-msg
3/13/92	L	59-64(ot)	N-msg
12/8/92	W	74-72 (ot)	GP
1/30/93	L	59-72	A-msg
1/15/94	W	85-81	A-msg
3/5/94	W	95-80	HCC
3/11/94	W	97-77	N-msg
1/8/95	W	98-78	HCC
2/4/95	W	99-82	A-msg
1/17/96	W	88-73	HCC
2/3/96	W	77-63	A-msg
1/8/97	L	67-71 (ot)	GP
1/19/98	L	62-64	A-msg
2/28/98	W	87-58	GP
1/30/99	W	78-74	A-msg
3/6/99	W	82-63	N-msg
1/16/00	L	77-82	GP

2/21/00	L	64-79	A-msg
3/11/00	L	70-80	N-msg
1/6/01	W	82-80 (ot)	GP
1/30/01	L	55-60	A-msg
1/23/02	W	75-70	GP
2/9/02	L	83-85(ot)	A-msg
1/27/03	W	74-68	A-msg
2/22/03	W	87-79	GP
2/24/04	W	71-53	A-msg
2/5/05	W	68-46	GP
1/25/06	W	66-50	GP
1/13/07	W	68-59	A-msg
1/8/08	W	81-65	GP
1/15/09	W	67-55	A-msg
1/20/10	W	75-59	XL
3/9/10	L	51-73	N-msg
2/10/11	L	72-89	A-msg
12/31/11	W	83-69	XL
2/6/13	L	65-71	A-msg
1/18/21	L	70-74	GP
1/12/22	W	86-78 (ot)	GP
2/13/21	W	63-60	A-msg

Saint Joseph's (5-3)

1/7/53	L	69-78	A
12/19/53	W	85-77	H
12/3/54	W	79-78	H
12/16/55	W	71-66	A
3/8/65	L	61-67	N
12/29/89	W	83-58	H
3/20/14	W	89-81 (ot)	N
11/13/19	L	87-96	GP

St. Lawrence (0-2)

1939-40	L	35-39
1941-42	L	39-41

St. Louis (0-1)

3/12/55	L	103-110	N
---------	---	---------	---

St. Mary's (Calif.) (1-0)

12/17/06	W	89-73	HCC
----------	---	-------	-----

St.

ALL-TIME OPPONENT SERIES HISTORIES

Santa Clara (0-1)

12/22/59 L 47-54 H

Seattle (0-1)

12/26/57 L 83-87 N

Seton Hall (47-21)

2/17/17 L 19-34 A

2/26/68 W 71-66 H

2/4/69 L 79-81 A

12/22/79 W 89-73 H

1/10/81 W 57-47 H

2/17/81 W 77-70 A

1/9/82 W 76-66 H

2/16/82 L 59-61 A

1/29/83 W 78-47 H

3/1/83 W 78-67 A

1/14/84 W 76-68 H

2/15/84 W 79-57 A

1/30/85 W 81-76 H

3/2/85 L 80-85 A

1/21/86 W 82-70 H

2/18/86 L 62-65 A

3/5/86 L 66-76 N

1/6/87 W 77-68 A

2/28/87 W 56-54 HCC

1/5/88 L 58-71 A

2/2/88 L 59-61 HCC

1/14/89 L 62-76 A

2/15/89 L 69-72 HCC

3/10/89 L 66-74 N

1/13/90 W 79-76 A

2/24/90 W 79-57 GP

3/9/90 W 76-58 N

1/26/91 L 62-76 A

2/27/91 W 62-60 (ot) GP

2/8/92 L 69-81 GP

3/1/92 L 64-77 A

1/4/93 L 69-72 A

2/27/93 L 74-82 HCC

12/8/93 W 82-66 A

2/12/94 W 80-68 GP

1/21/95 W 86-81 A

2/25/95 W 75-61 GP

3/2/96 W 87-58 A

3/7/96 W 79-58 N

2/1/97 W 62-55 A

3/1/97 L 60-73 HCC

1/13/98 W 80-59 HCC

1/23/99 W 62-47 GP

2/13/99 W 53-48 A

3/4/99 W 57-56 N

1/30/00 W 66-56 HCC

2/14/00 W 59-50 A

3/9/00 W 79-64 N

3/3/01 L 63-65 A

3/2/02 W 90-78 GP

3/13/03 W 83-70 N

3/1/04 W 89-67 GP

1/17/05 W 77-68 A

2/11/06 W 99-57 A

2/14/07 W 67-55 GP

1/3/08 W 98-86 A

1/18/09 W 76-61 XL

2/14/09 W 62-54 A

1/6/10 W 71-63 GP

2/5/11 W 61-59 A

1/3/12 L 63-75 A

2/4/12 W 69-46 XL

2/10/13 W 78-67 A

2/6/21 L 73-80 GP

3/3/21 W 69-58 A

1/8/22 L 87-90 (ot) A

2/16/22 W 70-65 GP

3/10/22 W 62-52 N

South Carolina (1-1)

3/16/75 L 61-71 N

3/14/01 W 72-65 GP

South Florida (23-4)

1/11/73 W 84-67 A

3/12/81 W 65-55 A

12/30/81 W 57-50 HCC

3/1/06 W 66-53 A

1/2/07 W 69-50 HCC

2/16/08 W 74-73 ot A

2/21/09 W 64-50 XL

3/6/10 L 68-75 A

12/31/10 W 66-61 (ot) XL

12/28/11 W 60-57 A

2/3/13 W 69-64 (ot) GP

3/6/13 L 51-65 A

2/12/14 W 83-40 XL

2/26/14 W 61-56 A

1/6/15 W 58-44 A

1/25/15 W 66-53 XL

3/12/15 W 69-43 N (XL)

2/25/16 W 81-51 A

1/25/17 W 81-60 A

2/8/17 W 97-51 GP

3/9/17 W 77-66 N (XL)

2/7/18 W 68-65 GP

1/2/19 L 68-76 A

3/3/19 W 60-58 GP

3/14/19 W 80-73 N

1/4/20 L 60-75 A

2/23/20 W 78-71 GP

Southern California (1-0)

12/3/20 W 61-58 N

Southern Connecticut (1-0)

12/23/89 W 100-37 H

Southern Illinois (1-0)

3/22/02 W 71-59 N

Southern Methodist (4-11)

12/30/65 L 66-80 A

1/4/14 L 65-74 A

2/23/14 L 55-64 GP

2/14/15 L 55-73 A

3/1/15 W 81-73 XL

3/15/15 L 54-62 N (XL)

2/18/16 W 68-62 XL

3/3/16 L 54-80 A

1/19/17 L 49-69 A

2/25/17 L 61-69 XL

1/25/18 W 63-52 GP

3/8/18 L 73-80 N

1/10/19 W 76-64 GP

2/21/19 L 59-77 A

2/12/20 L 75-79 A

Southwest Texas State (1-0)

12/2/96 W 66-49 HCC

Springfield (13-16)

1915-16 L 18-44

1920-21 L 29-32

1921-22 W 24-23

1921-22 L 23-46

1922-23 L 24-35

1922-23 L 18-36

1923-24 L 24-35

1923-24 L 13-34

1924-25 W 26-16

1924-25 W 28-13

1925-26 W 37-33

1926-27 L 24-35

1927-28 W 39-36

1928-29 L 19-28

1929-30 L 29-33

1930-31 W 32-24

1931-32 L 19-52

1932-33 L 25-26

1933-34 L 40-46

1934-35 L 18-43

1940-41 W 47-44

1941-42 W 57-47

1942-43 L 53-61

1948-49 W 55-45

1949-50 W 56-36 H

1949-50 L 58-59 A

12/2/50 W 46-44 H

2/3/51 W 54-49 A

12/29/53 W 80-67 N

Stanford (4-2)

12/28/56 W 57-56 N

2/7/98 W 76-56 GP

2/6/99 W 70-59 A

3/22/03 W 85-74 N

12/18/13 L 51-53 XL

1/17/15 L 59-72 A

Stevens (0-3)

1916-17 L 17-33

1917-18 L 22-62

1918-19 L 31-45

Stony Brook (6-0)

12/28/00 W 67-58 HCC

12/28/05 W 85-52 HCC

12/15/08 W 91-57 XL

11/12/10 W 79-52 GP

11/25/12 W 73-62 GP

11/14/17 W 72-64 XL

Syracuse (39-56)

1/27/56 L 82-102 A

1/7/57 L 78-79 N

3/12/57 L 76-82 A

3/8/58 L 70-75 (ot) A

2/18/59 L 64-72 H

2/2/60 L 64-65 A

3/5/62 L 67-72 H

3/7/63 W 92-74 A

3/6/64 L 49-58 H

12/18/65 L 62-87 A

2/6/67 L 79-90 H

1/27/68 W 89-84 A

1/8/69 W 103-84 H

2/11/70 L 80-101 A

2/20/71 L 76-97 H

2/19/72 L 69-98 A

12/23/72 L 73-104 H

1/10/74 W 61-60 A

11/30/77 L 61-101 A

1/13/79 L 60-74 NHC

3/10/79 L 81-89 A

1/26/80 L 89-99 A

2/29/80 L 61-92 A

1/5/81 W 78-59 NHC

2/14/81 W 65-63 A

1/6/82 L 69-72 A

2/13/82 L 71-78 HCC

2/2/83 L 69-89 A

2/5/83 W 55-54 HCC

1/18/84 L 68-95 HCC

2/18/84 L 85-87 (3ot) A

3/8/84 L 58-73 A

1/19/85 W 70-68 A

2/20/85 W 71-69 HCC

1/25/86 L 67-80 A

3/1/86 L 58-75 HCC

1/3/87 L 71-88 NHC

2/7/87 L 53-59 A

1/16/88 W 51-50 A

2/20/88 L 71-73 HCC

1/16/89 W 68-62 HCC

2/28/89 L 72-88 A

1/15/90 W 70-59 HCC

2/10/90 L 86-90 A

3/6/90 W 78-75 N

1/28/91 L 79-81 (ot) HCC

1/28/91 L 66-68 H

2/3/92 L 83-84 A

3/4/92 W 85-78 HCC

2/2/93 L 57-60 HCC

2/15/93 W 80-76 A

1/10/94 W 75-67 HCC

2/1/94 L 95-108 A

1/23/95 W 86-75 GP

2/12/95 W 77-70 A

1/21/96 W 79-70 HCC

3/8/96 W 85-67 N

1/26/97 L 53-65 HCC

2/17/97 L 66-71 (ot) A

1/24/98 W 63-54 A

3/7/98 W 69-64 N

2/1/99 L 42-59 HCC

2/28/99 W 70-58 A

3/5/99 W 71-50 N

1/24/00 L 74-88 A

3/4/00 W 69-54 HCC

2/19/01 L 60-65 A

3/7/01 L 75-86 N

2/10/03 W 75-61 HCC

3/14/03 W 80-67 N

2/2/04 W 84-56 HCC

3/7/04 L 56-67 A

2/7/05 W 74-66 A

3/5/05 W 88-70 GP

3/11/05 L 63-67 N

1/16/06 W 88-80 A

2/8/06 W 73-50 HCC

3/9/06 L 84-86 (ot) N

2/5/07 W 67-60 GP

2/17/07 L 63-73 A

3/7/07 L 65-78 N

2/6/08 W 63-61 A

2/11/09 W 63-49 GP

3/12/09 L 117-127 (6 ot) N

2/10/10 L 67-72 A

2/2/11 L 58-66 XL

3/11/11 W 76-71 (ot) N

2/11/12 L 67-85 A

2/25/12 L 69-71 GP

3/8/12 L 55-58 N

2/13/13 W 66-58 XL

11/26/15 L 76-79 N

12/5/16 W 52-50 N

12/5/17 L 63-72 N

11/15/18 W 83-76 N

Temple (11-11)

2/13/51 W 76-61 H

3/16/56 L 59-65 N

12/27/58 W 64-46 H

ALL-TIME OPPONENT SERIES HISTORIES



UConn and Villanova have met 71 times since the series began in 1941. With UConn's return to the BIG EAST in 2020-21, they are once again conference rivals.

1919-20	W	25-17
1919-20	W	24-17
1920-21	L	17-21
1921-22	L	19-21
1921-22	W	24-17
1922-23	W	35-23
1922-23	W	30-26
1923-24	W	22-13
1923-24	W	38-21
1924-25	W	50-23
1924-25	W	44-22
1925-26	W	32-27
1925-26	W	51-24
1926-27	W	31-15
1927-28	W	31-24
1928-29	L	28-29
1929-30	L	25-29
1930-31	W	32-15
1931-32	L	20-26
1932-33	L	19-38
1933-34	L	15-31
1933-34	L	21-28
1934-35	L	23-28
1934-35	L	27-28
1935-36	W	37-29
1935-36	L	27-35
1936-37	W	38-35
1936-37	L	33-40
1937-38	W	38-35
Tufts (14-5)		
1920-21	L	25-38
1920-21	W	33-23
1921-22	W	27-20
1921-22	W	47-35
1923-24	L	25-38
1925-26	W	38-23
1926-27	L	37-44
1927-28	W	37-22
1928-29	W	29-27

1929-30	W	24-22
1930-31	W	33-30
1931-32	L	21-34
1932-33	L	17-36
1948-49	W	75-63
1949-50	W	56-39
1949-50	W	56-39
12/6/50	W	68-59
12/5/51	W	78-52
3/2/53	W	115-74
3/1/54	W	91-69
Tulane (9-0)		
2/7/15	W	62-53
2/22/15	W	67-60
1/2/16	W	75-67
1/19/16	W	60-42
1/28/17	W	78-68
1/13/18	W	67-57
1/19/19	W	87-71
1/8/20	W	67-61
3/8/20	W	80-76
Tulsa (5-7)		
12/29/78	W	89-68
1/13/15	L	58-66
2/12/15	W	70-45
3/14/15	W	47-42
1/14/16	L	51-60
2/13/16	W	75-73
12/31/16	L	59-61
1/3/18	L	88-90
2/15/18	L	71-73
1/16/19	L	83-89
1/26/20	L	75-79
2/6/20	W	72-56
UMass-Lowell (2-0)		
12/20/15	W	88-79
11/27/18	W	97-75

U.S. International (2-0)			
12/8/83	W	98-80	H
1/28/85	W	90-65	H
Union (0-1)			
1925-26	L	25-33	
Upsilon (1-0)			
1932-33	W	33-22	
Utah (3-1)			
1/1/69	L	85-105	A
*12/8/79	L (W)	66-73	A
12/4/82	W	73-63	N
11/28/03	W	76-44	N
* -- Game won by forfeit (ineligible player)			
Utah State (1-0)			
3/17/00	W	75-67	N
Vanderbilt (3-0)			
11/19/01	W	84-71	HCC
12/1/02	W	76-70	A
3/25/04	W	73-53	N
Vermont (47-8)			
1925-26	W	47-41	
1926-27	L	16-31	
1927-28	L	28-45	
1928-29	W	34-25	
1947-48	W	54-39	
1948-49	W	72-48	
1949-50	W	61-44	A
1/6/51	W	71-43	H
1/18/58	W	99-85	H
2/6/58	W	107-95	A
1/17/59	W	82-69	A
2/7/59	L	60-61	H
4/2/60	W	71-65	A
2/27/60	W	84-73	H
12/15/60	W	84-73	H
2/28/61	W	81-61	H
1/27/62	W	67-63	A
2/10/62	W	91-57	H
1/11/63	W	88-67	H
2/2/63	W	95-62	A
2/1/64	W	79-46	A
2/14/64	W	90-64	H
1/9/65	W	111-66	H
1/30/65	W	107-60	A
1/29/66	W	96-64	H
2/26/66	W	92-70	A
1/7/67	W	58-49	A
1/16/67	W	99-70	H
1/25/68	W	87-59	A
2/3/68	W	82-62	H
1/23/69	L	87-99	A
2/1/69	W	96-78	H
1/22/70	W	85-79	A
1/31/70	L	63-69	H
12/16/70	W	107-82	H
2/17/71	W	100-80	A
12/11/71	W	98-61	H
1/29/72	W	63-52	A
1/27/73	W	104-74	A
2/15/73	W	88-46	H
1/12/74	W	69-56	H
1/26/74	W	67-60	A
12/10/74	W	90-84	H

1/25/75	L	69-70	A
1/6/76	L	85-86	(ot) H
2/14/76	W	78-71	A
2/12/77	W	70-64	H
2/19/77	L	77-85	A
2/18/78	W	59-48	H
2/17/79	W	79-62	A
2/18/80	W	89-62	H
11/19/99	W	89-52	GP
3/18/04	W	70-53	N
11/17/10	W	89-73	XL
11/13/12	W	67-49	GP
Villanova (32-39)			
1/31/41	L	35-40	A
3/1/52	W	63-58	A
12/20/52	W	75-71	H
12/27/69	L	71-89	A
1/21/81	L	59-63	A
2/23/81	L	73-74	H
3/5/81	L	54-65	A
1/23/82	W	53-51	HCC
2/24/82	L	63-67	(ot) A
2/8/83	L	79-86	A
2/19/83	L	68-75	HCC
3/10/83	L	68-69	N
1/27/84	L	58-69	HCC
2/28/84	L	70-82	A
1/5/85	L	59-70	(ot) A
2/5/85	L	71-79	HCC
1/13/86	L	59-68	HCC
2/9/86	L	53-59	A
12/13/86	L	51-66	HCC
2/14/87	L	58-67	A
12/8/87	L	61-63	A
1/20/88	L	58-69	HCC
1/4/89	W	57-55	HCC
2/18/89	L	67-76	(ot) A
12/12/89	L	57-64	HCC
1/9/90	W	71-54	A
1/8/91	W	74-71	A
2/2/91	W	67-59	GP
1/11/92	L	70-79	A
1/27/92	W	72-58	GP
1/9/93	W	87-80	A
2/9/93	W	82-62	GP
1/25/94	W	91-67	HCC
2/15/94	L	63-64	A
1/3/95	W	77-62	A
2/18/95	L	73-96	GP
3/12/95	L	78-94	N
1/8/96	W	81-73	GP
2/25/96	W	70-59	A
2/23/97	L	58-65	A
2/2/98	W	80-65	HCC
2/21/98	W	83-76	A
12/30/98	W	100-76	HCC
2/2/00	W	74-60	A
1/24/01	L	59-70	HCC
2/10/01	L	60-74	A
1/13/02	W	70-65	A
2/11/02	W	46-40	HCC
3/7/02	W	72-70	N
1/25/03	W	74-65	HCC
2/15/03	L	70-79	A
2/28/04	W	75-74	(ot) A
3/12/04	W	87-64	N
2/2/05	W	81-76	HCC
2/13/06	L	64-69	A
2/26/06	W	89-75	GP
2/28/07	L	74-78	GP
2/23/08	L	65-67	A
1/21/09	W	89-83	XL
2/15/10	W	84-75	A

1/17/11	W	61-59	GP
2/20/12	W	73-70	(ot) A
2/16/13	L	61-70	XL
3/22/14	W	77-65	N
1/20/18	L	61-81	XL
12/22/18	L	58-81	N
1/18/20	L	55-61	A
2/20/21	L	60-68	A
2/5/22	L	74-85	A
2/22/22	W	71-69	XL
3/11/22	L	60-63	N
Virginia (6-2)			
1/2/65	L	63-68	N
12/30/66	W	100-79	H
12/6/87	L	59-72	HCC
12/10/88	W	68-61	A
11/29/93	W	77-36	A
1/28/96	W	76-46	HCC
12/23/96	W	64-61	(ot) GP
12/10/97	W	74-63	A
Virginia Commonwealth (2-0)			
3/25/88	W	72-61	H
11/26/21	W	70-63	(ot) N
Virginia Military (3-0)			
12/20/51	W	63-47	H
12/21/51	W	74-55	H
12/29/73	W	80-78	A
Virginia Tech (6-2)			
2/3/01	W	85-72	GP
2/17/01	W	61-46	A
1/2/02	W	86-74	A
1/10/02	W	95-60	HCC
1/14/03	W	83-65	HCC
2/5/03	L	74-95	A
1/28/04	W	96-60	A
3/22/10	L	63-65	A
Wagner (5-1)			
2/9/53	W	64-61	H
2/9/54	W	71-61	A
11/27/98	W	111-46	HCC
12/7/02	W	97-85	GP
11/14/11	W	78-66	GP
11/11/16	L	58-67	GP
Wake Forest (2-1)			
12/29/69	L	77-103	A
12/2/91	W	84-75	HCC
11/16/12	W	77-71	N
Washington (5-0)			
3/19/98	W	75-74	N
12/1/98	W	69-48	N
3/24/06	W	98-92	(ot) N
12/29/12	W	61-53	XL
12/22/13	W	82-70	A
Wayne (3-0)			
1948-49	W	44-39	
1949-50	W	65-47	H
1/4/52	W	59-58	H
Wentworth (2-0)			
1916-17	W	52-11	
1919-20	W	71-6	
Wesleyan (17-24)			
1905-06	L	12-86	
1915-16	L	23-42	
1916-17	L	24-38	
1917-18	W	32-28	
1917-18	L	16-20	
1919-20	L	31-43	
1920-21	L	20-31	
1921-22	L	19-20	
1922-23	L	16-30	
1923-24	L	21-41	
1924-25	L	26-31	
1925-26	L	26-49	
1926-27	W	41-26	
1928-29	L	23-36	
1929-30	W	33-22	

OVERTIME GAMES (Records kept since 1956-57)

Date	Opponent	Result	Date	Opponent	Result	Date	Opponent	Result
2021-22			3/24	vs. Washington (NCAA Regional Semifinals at Washington, DC)	W, 98-92 OT	1982-83		
11/24/21	vs. Auburn (Battle 4 Atlantis)	W, 115-109 (2OT)	3/26	vs. George Mason (NCAA Regional Championship at Washington, DC)	L, 86-84 OT	2/5	Pittsburgh	L, 72-71 OT
11/26/21	vs. VCU (Battle 4 Atlantis)	W, 70-63 OT				1981-82		
1/8/22	at Seton Hall	L, 87-90 OT	2004-05			12/12	TCU (Oil Capital Classic at Tulsa)	W, 69-67 OT
1/12/22	St. John's (GP)	W, 86-78 OT	2/15	at Providence	W, 94-89 (2OT)	1/13	Boston College (NHC)	W, 59-58 OT
2020-21			2003-04			2/1	at Providence	W, 47-45 OT
12/20/20	Creighton (GP)	L, 74-76 OT	2/28	at Villanova	W, 75-74 OT	2/10	St. John's (HCC)	L, 93-82 OT
2019-20			2002-03			2/24	at Villanova	L, 67-63 OT
11/22/19	vs. Xavier (Charleston Classic)	L, 74-75 (2OT)	1/11	Miami (GP)	W, 83-80 OT	3/10	at Dayton (NIT)	L, 76-75 OT
1/12/20	Wichita State (XL)	L, 86-89 (2OT)	2001-02			1980-81		
1/26/20	Tulsa (XL)	L, 75-79 OT	1/26	at Arizona	W, 100-98 OT	1/24	Georgetown	W, 75-73 OT
2/9/20	Cincinnati (GP)	W, 72-71 OT	2/9	at St. John's	L, 85-83 OT	1978-79		
2/20/20	at Temple	L, 89-93 (2OT)	2/16	Boston College (HCC)	W, 79-77 OT	1/9	Rutgers	W, 69-67 OT
2018-19			3/9	vs. Pittsburgh (BET)	W, 74-65 (2OT)	1/11	at Boston University	W, 63-62 OT
1/12/19	at Cincinnati	L, 72-74 OT	2000-01			1/26	Holy Cross (Colonial Classic, Boston Garden)	W, 109-102 OT
2017-18			1/6	St. John's	W, 82-80 OT	2/24	Rhode Island (NHC)	W, 80-75 OT
11/29	Columbia (GP)	W, 77-73 OT	1998-99			1976-77		
12/2	Monmouth (XL)	W, 84-81 OT	1/20	Miami	W, 70-68 OT	12/1	Boston University	W, 73-69 OT
1/3	at Tulsa	L, 88-90 2OT	1996-97			12/4	Duke (MSG)	L, 64-59 OT
2016-17			12/23	Virginia (GP)	W, 64-61 OT	12/28	Colgate (UConn Classic HCC)	W, 73-66 OT
12/23/16	Auburn (XL)	L, 67-70 OT	1/8	St. John's (GP)	L, 71-67 OT	1/8	Rutgers (HCC)	L, 84-77 (3OT)
12/31/16	at Tulsa	L, 59-61 OT	2/8	at Notre Dame	L, 71-65 OT	2/10	at Manhattan	L, 72-69 OT
2015-16			2/17	at Syracuse	L, 71-66 OT	1975-76		
3/11/16	Cincinnati (AAC, Orlando)	W, 104-97 (4OT)	3/25	FSU (NIT) (MSG)	L, 71-66 OT	1/6	Vermont	L, 86-85 OT
2014-15			1993-94			2/21	at New Hampshire	L, 85-82 OT
12/31/14	Temple (XL)	L, 53-57 OT	2/9	at Boston College	W, 94-91 (2OT)	3/13	Hofstra (NCAA Tourney at Providence)	W, 80-78 OT
2013-14			3/25	Florida (NCAA Regional Semifinals at Miami)	L, 69-60 OT	1974-75		
2/15/14	Memphis (XL)	W, 86-81 OT	1992-93			2/1	at Maine	W, 100-90 OT
3/20/14	vs. Saint Joseph's (NCAA Second Round at Buffalo, N.Y.)	W, 89-81 OT	12/8	St. John's (GP)	W, 74-72 OT	2/8	at UMass	W, 80-76 OT
2012-13			3/19	Jackson St. (GP) (NIT)	L, 90-88 OT	1973-74		
(school records: 7 OT games; 5 OT wins)			1991-92			12/15	Manhattan	W, 76-72 OT
11/18	vs. Quinnipiac (Paradise Jam)	W, 89-83 (2OT)	1/22	at Providence	W, 97-86 OT	2/5	at Rhode Island	L, 80-70 (3OT)
1/1	at Marquette	L, 76-82 OT	1/25	Boston College (HCC)	W, 83-77 OT	2/9	UMass	W, 79-76 OT
1/31	at Providence	W, 82-79 OT	3/13	St. John's (BET)	L, 64-59 OT	1972-73		
2/3	USF (GP)	W, 69-64 OT	1990-91			2/17	at Maine	L, 110-105 OT
2/21	Cincinnati (XL)	W, 73-66 OT	1/16	at Syracuse	L, 81-79 OT	1971-72		
2/27	Georgetown (GP)	L, 78-79 (2OT)	2/19	at Providence	W, 70-66 OT	1/15	Maine	W, 72-69 OT
3/9	Providence (GP)	W, 63-59 OT	2/27	Seton Hall (GP)	W, 62-60 OT	2/29	Boston College	L, 41-39 OT
2011-12			1989-90			1969-70		
11/26	vs. Florida State (Battle 4 Atlantis)	W, 78-76 OT	2/19	Providence (GP)	W, 75-72 OT	1/10	at Rhode Island	W, 77-74 OT
2/20	at Villanova	W, 73-70 OT	3/24	Duke (NCAA)	L, 79-78, OT	1/26	at Boston University	W, 90-81 OT
3/7	West Virginia (BET)	W, 71-67 OT	1988-89			2/24	at Rutgers	L, 90-84 OT
2010-11			2/18	at Villanova	L, 76-67 OT	1967-68		
12/31	South Florida (XL)	W, 66-61 OT	1987-88			2/22	Holy Cross	L, 86-85 OT
1/8	at Texas	W, 82-81 OT	1/23	at St. John's	W, 72-69 OT	1966-67		
1/29	Louisville (GP)	L, 79-78 (2OT)	3/17	at West Virginia (NIT)	W, 62-57 OT	1/4	Holy Cross	L, 74-69 OT
2/24	Marquette (XL)	L, 74-67 OT	1986-87			1964-65		
3/11	vs. Syracuse (BET)	W, 76-71 OT	12/2	at Yale	L, 77-75 OT	12/12	at Boston College	W, 85-81 OT
2008-09			12/11	Rhode Island	W, 96-94 OT	2/24	at Manhattan	W, 80-75 OT
12/20	vs. Gonzaga (Battle in Seattle)	W, 88-83 OT	1984-85			1958-59		
3/12	vs. Syracuse (BET)	L, 117-127 (6OT)	1/5	at Villanova	L, 70-59 OT	2/16	at UMass	L, 80-79 OT
2007-08			1/26	Boston College	L, 78-77 OT	1956-57		
2/16	at South Florida	W, 74-73 OT	1983-84			12/29	Pittsburgh (Orange Bowl Tourney at Miami)	W, 64-50 OT
3/21	vs. San Diego (NCAA First Round at Tampa, Fla.)	L, 69-70 OT	12/15	at UMass	L, 67-65 OT	1/2	Dartmouth	L, 70-67 OT
2006-07			2/6	Pittsburgh	L, 75-71 OT	TOTAL: 118 Games		
2/3	Rutgers (HCC)	W, 61-50 OT	2/18	at Syracuse	L, 87-85 (3OT)	Record: 65-53 (.551)		
2005-06								
2/21	Notre Dame (HCC)	W, 75-74 OT						
3/9	vs. Syracuse (BET)	L, 86-84 OT						

UCONN AND THE ASSOCIATED PRESS POLL

UCONN AS NO. 1 IN NATION

**UConn has spent
29 weeks ranked No. 1
9 different times ranked No. 1
6 different seasons ranked No. 1**

6 times the men & women have each been ranked No. 1
17 wks. the men & women have each been ranked No. 1

41-9 record as the nation's top-ranked team
21-3 home (11-1 GP, 10-2 HCC)
17-3 road
3-3 on neutral court (2-3 in MSG)
14-6 vs. ranked opponents
27-3 vs. unranked opponents

**-- all rankings are from the Associated Press Top 25

Date	Opponent	Opp. rank	Result
2/14/95	at Georgetown	22	W, 91-85
2/18/95	Villanova (gp)	15	L, 96-73
12/1/98	vs. Washington	14	W, 69-48
12/5/98	Michigan St. (gp)	9	W, 82-68
12/9/98	at Massachusetts		W, 59-54
12/12/98	at Pittsburgh	18	W, 70-69
12/23/98	Fairfield (hcc)		W, 102-67
12/30/98	Villanova (hcc)		W, 100-76
1/2/99	Georgetown (gp)		W, 87-64
1/6/99	at Boston College		W, 91-78
1/9/99	at West Virginia		W, 80-45
1/12/99	Notre Dame (hcc)		W, 101-70
1/16/99	Pittsburgh (hcc)		W, 81-58
1/20/99	at Miami	25	W, 70-68
1/23/99	Seton Hall (gp)		W, 62-47
1/25/99	at Georgetown		W, 78-71
1/30/99	at St. John's	9	W, 78-74
2/1/99	Syracuse (hcc)	16	L, 59-42
2/6/99	at Stanford	4	W, 70-59
11/11/99	vs. Iowa (msg)		L, 70-68
11/12/99	vs. Duke (msg)	10	W, 71-66
11/17/03	Yale (gp)		W, 70-60
11/19/03	Nevada (gp)		W, 93-79
11/22/03	Sacred Heart (hcc)		W, 111-64
11/26/03	vs. Georgia Tech (msg)		L, 77-61
11/28/03	vs. Utah (msg)		W, 76-44
12/20/03	Iona (hcc)		W, 104-54
12/28/03	Ball State (hcc)		W, 101-62
12/30/03	Massachusetts (hcc)		W, 91-67
1/2/04	at Rice		W, 92-83
1/6/04	at Rutgers		W, 75-74
1/11/04	Oklahoma (gp)	6	W, 86-59
1/14/04	Georgetown (gp)		W, 94-70
1/17/04	at North Carolina	9	L, 86-83
1/25/06	St. John's (gp)		W, 66-50
1/28/06	at Providence		W, 76-62
1/31/06	Pittsburgh	9	W, 80-76
2/4/06	at Indiana	22	W, 88-80
2/8/06	Syracuse (hcc)		W, 73-50
2/11/06	at Seton Hall		W, 99-57
2/13/06	at Villanova	4	L, 69-64
2/18/06	at West Virginia	11	W, 81-75
3/9/06	vs. Syracuse (bet-msg)		L, 86-84 ot
2/2/09	at Louisville	5	W, 68-51
2/7/09	Michigan (gp)		W, 69-61
2/11/09	Syracuse (gp)	23	W, 63-49
2/14/09	at Seton Hall		W, 62-54
2/16/09	Pittsburgh (xl)	4	L, 76-68
2/21/09	South Florida (xl)		W, 64-50
3/7/09	at Pittsburgh	3	L, 70-60

UCONN AS THE NO. 1 TEAM: UConn has been in the No. 1 spot in the national rankings nine times and 29 weeks in school history. The Huskies have played 50 games in their history as the No. 1 team in the nation (29 total weeks), compiling a 41-9 record in those contests. UConn was the top-ranked team for:

- 1994-95 -- 2 games (1-1, 1 week)
- 1998-99-- 17 games (16-1, 10 weeks)
- 1999-00-- 2 games (1-1, 1 week)
- 2003-04-- 13 games (11-2, 3 wks and 5 weeks)
- 2005-06-- 9 games (7-2, 4 weeks and 1 week)
- 2008-09-- 7 games (5-2, 3 weeks and 1 week)

UConn is 21-3 at home as No. 1 (11-1 in Gampel, 10-2 in HCC), 17-3 on the road as the top-ranked team and 3-3 on a neutral court (2-3 in MSG, 1-0 at the United Center in Chicago).

DUAL NO. 1's: The Husky men and women have been ranked No. 1 at the same time a total of six different times/seasons (twice in 2008-09) and for 17 total weeks. Prior to 2008-09, in each of the previous four seasons (13 total weeks) that UConn accomplished this feat, one or both of the teams went on to capture the national championship. In 1995, both teams were top-ranked for one week, February 13, 1995, and the women captured the 1995 title. In 1998-99, the teams spent six weeks together at the top spot and the men were crowned national champs. In 1999-00, the teams spent one week together at No. 1 and the women won the title. In 2003-04, both teams started the season ranked No. 1 and were together at the top of the rankings for five weeks, going on to become the only school in NCAA history to capture a men's and women's title in the same season. The UConn men's and women's teams repeated the dual championships in 2013-14, although the men's team was not ranked No. 1 during the season.

**-- all notes in this section refer to the Associated Press national rankings

HUSKIES IN THE ASSOCIATED PRESS WEEKLY POLL

2021-22	AP	February 22	--	February 29	--	January 6	arv
Preseason	24	March 1	arv	March 7	--	January 13	arv
November 15	23	March 8	arv	March 14	arv	January 20	arv
November 22	22					January 27	arv
November 29	17	2019-20	AP	2014-15	AP	February 3	22
December 6	15	November 18	arv	Preseason	17	February 10	24
December 13	20			November 17	17	February 17	21
December 20	arv	2018-19	AP	Novemner 24	24	February 24	arv
December 27	arv	November 19	arv	December 1	arv	March 3	19
January 3	arv	November 26	arv	December 8	--	March 10	21
January 10	arv			December 15	--	March 17	18
January 17	25	2017-18	AP	December 22	--		
January 24	20	Not ranked in any week.		December 29	--	2012-13	AP
January 31	17			January 5	--	Preseason	23
February 7	24	2016-17	AP	January 12	--	November 12	23
February 14	24	Preseason	18	January 19	--	November 19	21
February 21	21	November 14	arv	January 26	--	November 26	arv
February 28	18			February 2	--	December 3	arv
March 7	20	2015-16	AP	February 9	--	December 10	arv
March 14	21	Preseason	20	February 16	--	December 17	arv
		November 16	19	February 23	--	December 24	arv
2020-21	AP	November 23	18	March 2	--	December 31	arv
Preseason	arv	November 30	arv	March 9	--	January 7	--
November 30	arv	December 7	arv	March 16	--	January 14	arv
December 7	arv	December 14	25			January 21	--
December 14	arv	December 21	arv	2013-14	AP	January 28	--
December 21	--	December 28	arv	Preseason	18	February 4	arv
December 28	--	January 4	23	November 11	19	February 11	--
January 4	arv	January 11	--	November 18	18	February 18	--
January 11	25	January 18	--	November 25	13	February 25	arv
January 18	23	January 25	arv	December 2	12	March 4	--
January 25	arv	February 1	--	December 9	9	March 11	--
February 1	arv	February 8	arv	December 16	10	March 18	--
February 8	--	February 15	--	December 23	15		
February 15	--	February 22	arv	December 30	17		

HUSKIES IN THE WEEKLY ASSOCIATED PRESS POLL

2011-12	AP	2007-08	AP	February 7	19	December 12	11	November 20	6	1991-92	AP
Preseason	4	Preseason	arv	February 14	18	December 19	11	November 27	9	Pre-Season	15
November 14	4	November 12	arv	February 21	17	December 26	10	December 4	9	November 25	15
November 21	4	November 19	arv	February 28	15	January 2	10	December 11	8	December 2	12
November 28	8	November 26	arv	March 7	12	January 9	13	December 18	8	December 9	8
December 5	9	December 3	arv	March 14	13	January 16	15	December 26	7	December 16	7
December 12	9	December 10	--			January 23	24	January 2	7	December 23	5
December 19	8	December 17	--	2003-04	AP	January 30	--	January 8	6	December 30	5
December 26	9	December 24	--	Preseason	1	February 6	--	January 15	5	January 6	5
January 2	8	December 31	--	November 17	1	February 13	--	January 22	4	January 13	8
January 9	17	January 7	arv	November 24	1	February 20	--	January 29	4	January 20	7
January 16	13	January 14	arv	December 1	3	February 27	--	February 5	4	January 27	6
January 23	24	January 21	--	December 8	2	March 6	--	February 12	3	February 3	10
January 30	arv	January 28	arv	December 15	1	March 13	--	February 19	3	February 10	18
February 6	--	February 4	19	December 22	1			February 26	4	February 17	21
February 13	--	February 11	17	December 29	1	1999-00	AP	March 5	3	February 24	24
February 20	--	February 18	13	January 5	1	Pre-Season	1	March 12	3	March 2	--
February 27	--	February 25	15	January 12	1	November 16	8			March 9	--
March 5	--	March 3	13	January 19	4	November 23	7	1994-95	AP	March 16	--
March 12	--	March 10	15	January 26	6	November 30	5	Pre-Season	19		
		March 17	16	February 2	5	December 7	6	November 21	16	1990-91	AP
2010-11	AP	2006-07	AP	February 9	5	December 14	3	November 28	16	Pre-Season	17
Preseason	--	Preseason	18	February 16	8	December 21	2	December 5	10	November 27	15
November 15	--	November 13	21	February 23	8	December 28	2	December 12	10	December 4	14
November 22	arv	November 20	18	March 1	7	January 4	2	December 19	10	December 11	16
November 29	7	November 27	20	March 8	9	January 11	5	December 26	8	December 18	15
December 5	6	December 4	19	March 15	7	January 18	8	January 2	6	December 25	13
December 12	4	December 11	14			January 25	6	January 9	2	January 1	12
December 19	4	December 18	14	2002-03	AP	February 1	7	January 16	2	January 8	9
December 26	4	December 25	12	Pre-Season	15	February 8	13	January 23	2	January 15	13
January 2	8	January 1	18	November 18	14	February 15	18	January 30	4	January 22	19
January 9	10	January 8	24	November 25	12	February 22	22	February 6	3	January 29	--
January 16	8	January 15	arv	December 1	11	February 29	24	February 13	1	February 5	--
January 23	5	January 22	arv	December 8	9	March 7	21	February 20	4	February 12	--
January 30	6	January 29	---	December 15	8	March 14	20	February 27	4	February 19	--
February 6	10	February 5	---	December 22	6			March 6	6	February 26	--
February 13	13	February 12	---	December 29	5	1998-99	AP	March 13	8	March 5	--
February 20	14	February 19	---	January 5	3	Pre-Season	2			March 12	--
February 27	16	February 26	---	January 12	6	November 17	2	1993-94	AP		
March 6	21	March 5	---	January 19	11	November 24	2	Pre-Season	--	1989-90	AP
March 13	9	March 12	---	January 26	14	December 1	1	November 22	--	Pre-Season	--
				February 2	18	December 8	1	November 29	--	November 27	--
2009-10	AP	2005-06	AP	February 9	23	December 15	1	December 6	21	December 5	--
Preseason	12	Preseason	3	February 16	arv	December 22	1	December 13	16	December 12	--
November 16	12	November 14	3	February 16	arv	December 29	1	December 20	15	December 19	--
November 23	13	November 21	3	February 23	arv	January 5	1	December 27	14	December 26	--
November 30	14	November 28	3	March 2	arv	January 12	1	January 3	16	January 2	--
December 7	14	December 5	3	March 9	arv	January 19	1	January 10	14	January 9	--
December 14	14	December 12	2	March 16	23	January 26	1	January 17	10	January 16	--
December 21	11	December 19	2			February 2	1	January 24	6	January 23	20
December 28	10	December 26	2	2001-02	AP	February 9	2	January 31	5	January 30	13
January 4	13	December 2	2	Pre-Season	--	February 16	2	February 7	6	February 6	8
January 11	15	January 2	2	November 11	--	February 23	4	February 14	3	February 13	10
January 18	arv	January 9	4	November 18	--	March 2	3	February 21	5	February 20	6
January 25	19	January 16	3	November 25	--	March 9	3	February 28	4	February 27	4
		January 23	1	December 2	--			March 7	2	March 6	8
2008-09	AP	January 30	1	December 9	--	1997-98	AP	March 14	4	March 13	4
Preseason	2	February 6	1	December 16	--	Pre-Season	12				
November 17	2	February 13	1	December 23	--	November 18	12	1992-93	AP	1988-89	AP
November 24	2	February 20	3	December 30	--	November 25	11	Pre-Season	16	UConn was ranked for one	
December 1	2	February 27	2	January 6	--	December 2	12	November 23	16	week during this season.	
December 8	2	March 6	1	January 13	--	December 9	13	November 30	25	December 13	18
December 15	2	March 13	2	January 20	25	December 16	12	December 7	--		
December 22	2			January 27	17	December 23	11	December 14	24	1980-81	AP
December 29	2	2004-05	AP	February 3	--	December 30	10	December 21	22	UConn was ranked for two	
January 5	5	Preseason	8	February 10	--	January 6	8	December 28	23	weeks during this season.	
January 12	4	November 22	7	February 17	--	January 13	10	January 4	19	January 20	20
January 19	3	November 29	7	February 24	23	January 20	8	January 11	15	January 27	20
January 26	2	December 6	7	March 3	19	January 27	9	January 18	17		
February 2	1	December 13	11	March 10	10	February 3	7	January 25	22	1953-54	AP
February 9	1	December 20	11			February 10	6	February 1	--	UConn was ranked for two	
February 16	1	December 27	11	2000-01	AP	February 17	7	February 8	--	weeks during this season.	
February 23	2	January 3	10	Pre-Season	14	February 24	6	February 15	--	January 26	18
March 2	1	January 10	12	November 14	13	March 3	6	February 22	--	March 2	19
March 9	5	January 17	16	November 21	12	March 10	6	March 1	--		
March 16	5	January 24	19	November 28	16			March 8	--		
		January 31	23	December 5	15	1995-96	AP	March 15	--		
						Pre-Season	6				

UCONN VS. NATIONALLY-RANKED OPPONENTS (AP rankings)

Date	Opponent	Opp. Rank	UConn Rank	Score	Date	Opponent	Opp. Rank	UConn Rank	Score	Date	Opponent	Opp. Rank	UConn Rank	Score
2021-22 (3-4)					2021-13 (3-3)					2006-07 (0-4)				
11/24/21	vs. Auburn (N)	19	22	W, 115-109 (2 ot)	11/9/12	vs. Michigan State	14	23	W, 66-62	1/6/07	at LSU	14	18	L, 49-66
1/8/22	at Seton Hall	24	arv	L, 87-90 (ot)	12/4/12	vs. N. Carolina State	25	--	L, 65-69	1/16/07	at Pittsburgh	6	nr	L, 54-63
2/5/22	at Villanova	12	17	L, 74-85	1/12/13	at Notre Dame	17	--	W, 65-58	2/25/07	Louisville (hcc)	20	nr	L, 69-76
2/8/22	Marquette (XL)	18	24	W, 80-72	1/14/13	Louisville (XL)	1	--	L, 58-73	3/3/07	at Georgetown	10	nr	L, 46-59
2/11/22	at Xavier	25	24	L, 68-74	2/13/13	Syracuse (XL)	6	--	W, 66-58	2005-06 (10-1)				
2/22/22	Villanova (XL)	8	21	W, 71-69	2/27/13	Georgetown (GP)	7	--	L, 78-79 (2 ot)	11/22/05	vs. Arizona	9	3	W, 79-70
3/11/22	vs. Villanova (N)	8	20	L, 60-63	2011-12 (2-6)					11/23/05	vs. Gonzaga	8	3	W, 65-63
2020-21 (0-4)					11/26/11	vs. Florida State	22	4	W, 78-76 (ot)	1/9/06	Cincinnati (hcc)	25	4	W, 70-59
12/20/20	Creighton (GP)	9	--	L, 74-76 (ot)	12/8/11	Harvard (GP)	25	9	W, 67-53	1/16/06	at Syracuse	20	3	W, 88-80
1/23/21	at Creighton	11	23	L, 66-74	2/1/12	at Georgetown	14	--	L, 44-58	1/21/06	at Louisville	17	3	W, 71-58
2/20/21	at Villanova	10	--	L, 60-68	2/6/12	at Louisville	24	--	L, 59-80	1/31/06	Pittsburgh (gp)	9	1	W, 80-76
3/12/21	Creighton (N-MSG)	17	--	L, 56-59	2/11/12	at Syracuse	2	--	L, 67-85	2/4/06	at Indiana	22	1	W, 88-80
2019-20 (2-4)					2/18/12	Marquette (GP)	12	--	L, 64-79	2/13/06	at Villanova	4	1	L, 64-69
11/17/19	Florida (GP)	15	--	W, 62-59	2/25/12	Syracuse (GP)	2	--	L, 69-71	2/18/06	at West Virginia	11	1	W, 81-75
11/22/19	Xavier (N)	18	--	L, 74-75 (2 ot)	3/8/12	vs. Syracuse	2	--	L, 55-58	2/26/06	Villanova (gp)	2	3	W, 89-75
1/12/20	Wichita State (XL)	23	--	L, 86-89 (2 ot)	2010-11 (12-6)					3/24/06	vs. Washington	17	2	W, 98-92 ot
1/18/20	at Villanova	14	--	L, 55-61	11/23/10	vs. Michigan St.	2	--	W, 70-67	2004-05 (4-5)				
1/23/20	at Houston	25	--	L, 59-63	11/24/10	vs. Kentucky	8	--	W, 84-67	1/5/05	Boston College	25	10	L, 70-75
3/5/20	Houston (GP)	21	--	W, 77-71	12/27/10	at Pittsburgh	6	4	L, 63-78	1/10/05	at Oklahoma	25	12	L, 65-77
2018-19 (1-3)					1/4/11	at Notre Dame	15	8	L, 70-73	1/22/05	Pittsburgh	21	16	L, 66-76
11/15/18	Syracuse (N)	15	--	W, 83-76	1/8/11	at Texas	12	8	W, 82-81 ot	2/2/05	Villanova	24	23	W, 81-76
12/8/18	Florida State (N)	11	--	L, 71-79	1/17/11	Villanova (GP)	7	8	W, 61-59	2/7/05	at Syracuse	8	19	W, 74-66
2/14/19	Houston (XL)	9	--	L, 63-71	1/29/11	Louisville (GP)	23	5	L, 78-79 2ot	2/13/05	North Carolina	2	19	L, 70-77
3/15/19	Houston (N)	11	--	L, 45-84	2/2/11	Syracuse (XL)	17	7	L, 58-66	2/26/05	at Pittsburgh	18	17	W, 73-64
2017-18 (0-8)					2/16/11	Georgetown (XL)	9	13	W, 78-70	3/5/05	Syracuse	13	15	W, 88-70
11/24/17	Michigan State (N)	4	--	L, 57-77	2/18/11	at Louisville	16	13	L, 58-71	3/1/05	vs. Syracuse	18	12	L, 63-67
12/21/17	at Arizona	18	--	L, 58-73	3/5/11	Notre Dame (GP)	8	16	L, 67-70	2003-04 (6-3)				
12/30/17	Wichita State (XL)	8	--	L, 62-72	3/9/11	vs. Georgetown	22	21	W, 79-62	1/11/04	Oklahoma (gp)	6	1	W, 86-59
1/20/18	Villanova (XL)	1	--	L, 61-81	3/10/11	vs. Pittsburgh	3	21	W, 76-74	1/17/04	at North Carolina	9	1	L, 86-83
2/3/18	Cincinnati (GP)	8	--	L, 57-65	3/11/11	vs. Syracuse	11	21	W, 76-71 ot	1/19/04	Pittsburgh (hcc)	9	4	W, 68-65
2/10/18	at Wichita State	22	--	L, 74-95	3/12/11	vs. Louisville	14	21	W, 69-66	2/2/04	Syracuse (hcc)	18	5	W, 84-56
2/22/18	at Cincinnati	11	--	L, 52-77	3/24/11	vs. San Diego State	6	9	W, 74-67	2/15/04	at Pittsburgh	4	5	L, 75-68
3/4/18	at Houston	25	--	L, 71-81	3/26/11	vs. Arizona	17	9	W, 65-63	3/7/04	at Syracuse	24	7	L, 67-56
2016-17 (0-5)					4/2/11	vs. Kentucky	11	9	W, 56-55	3/13/04	vs. Pittsburgh	6	9	W, 61-58
11/23/16	Oregon (N)	13	--	L, 69-79	2009-10 (3-5)					4/3/04	vs. Duke	6	7	W, 79-78
2/4/17	at Cincinnati	14	--	L, 68-82	11/27/09	vs. Duke	7	13	L, 59-68	4/5/04	vs. Georgia Tech	14	7	W, 82-73
2/25/17	SMU (XL)	17	--	L, 61-69	12/9/09	vs. Kentucky	4	14	L, 61-64	2002-03 (4-4)				
3/5/17	Cincinnati (GP)	18	--	L, 47-67	1/9/10	at Georgetown	12	13	L, 69-72	1/7/03	at Oklahoma	9	3	L, 73-63
3/11/17	Cincinnati (N-XL)	15	--	L, 71-81	1/13/10	Pittsburgh (XL)	16	15	L, 57-67	2/10/03	Syracuse (hcc)	17	23	W, 75-61
2015-16 (1-4)					1/23/10	Texas (GP)	1	nr	W, 88-74	2/24/03	at Notre Dame	9	nr	W, 87-79
11/27/15	Gonzaga (N)	10	18	L, 70-73	2/10/10	at Syracuse	2	nr	L, 67-72	3/2/03	at Pittsburgh	8	nr	L, 71-67
12/8/15	Maryland (N)	6	arv	L, 66-76	2/15/10	at Villanova	3	nr	W, 84-75	3/14/03	vs. Syracuse	11	nr	W, 80-67
2/18/16	SMU (XL)	21	--	W, 68-62	2/22/10	West Virginia (XL)	8	nr	W, 73-62	3/15/03	vs. Pittsburgh	5	nr	L, 74-56
3/3/16	at SMU	24	--	L, 54-80	2008-09 (11-5)					3/22/03	vs. Stanford	18	23	W, 85-74
3/19/16	Kansas (N)	1	arv	L, 61-73	11/23/08	vs. Miami	17	2	W, 76-63	3/28/03	vs. Texas	5	23	L, 82-78
2014-15 (1-4)					11/24/08	vs. Wisconsin	25	2	W, 76-57	2001-2002 (4-4)				
11/30/14	Texas (GP)	7	24	L, 54-55	12/20/08	vs. Gonzaga	8	2	W, 88-83 ot	12/3/01	vs. Maryland	2	nr	L, 77-65
12/18/14	vs. Duke (Izod Cntr)	2	--	L, 56-66	12/29/08	Georgetown (XL)	11	2	L, 63-74	1/5/02	Miami (gp)	21	nr	W, 76-75
2/14/15	at SMU	25	--	L, 55-73	1/6/09	at West Virginia	25	5	W, 61-55	1/7/02	Oklahoma (hcc)	5	nr	L, 69-67
3/1/15	SMU (XL)	21	--	W, 81-73	1/21/09	Villanova (XL)	20	3	W, 89-83	1/26/02	at Arizona	10	25	W, 100-98 ot
3/15/15	vs. SMU (N-XL)	20	--	L, 54-62	1/24/09	at Notre Dame	19	3	W, 69-61	2/2/02	at Miami	15	17	L, 68-66
2013-14 (10-4)					2/2/09	at Louisville	5	1	W, 68-51	3/9/02	vs. Pittsburgh	7	19	W, 74-65 2ot
12/2/13	Florida (GP)	15	12	W, 65-64	2/11/09	Syracuse (GP)	23	1	W, 63-49	3/17/02	vs. NC State	25	10	W, 77-74
1/16/14	at Memphis	17	--	W, 83-73	2/16/09	Pittsburgh (XL)	4	1	L, 68-76	3/24/02	vs. Maryland	4	10	L, 90-82
1/18/14	Louisville (GP)	18	--	L, 64-76	2/25/09	at Marquette	8	2	W, 93-82	2000-2001 (3-3)				
2/6/14	at Cincinnati	7	22	L, 58-63	3/7/09	at Pittsburgh	3	1	L, 60-70	12/9/00	Arizona (gp)	5	13	W, 71-69
2/15/14	Memphis (XL)	20	24	W, 86-81 (ot)	3/12/09	vs. Syracuse	18	3	L, 117-127 6ot	1/15/01	at Texas	23	15	L, 60-56
3/1/14	Cincinnati (XL)	11	--	W, 51-45	3/26/09	vs. Purdue	17	5	W, 72-60	2/13/01	Boston Coll (hcc)	9	nr	W, 82-71
3/8/14	at Louisville	11	19	L, 48-81	3/28/09	vs. Missouri	9	5	W, 82-75	2/19/01	at Syracuse	17	nr	L, 65-60
3/13/14	at Memphis	19	21	W, 72-53	4/4/09	vs. Michigan St.	8	5	L, 73-82	2/26/01	Notre Dame (hcc)	13	nr	W, 75-59
3/14/14	vs. Cincinnati (N)	13	21	W, 58-56	2007-08 (4-3)					3/7/01	vs. Syracuse	14	nr	L, 86-75
3/15/14	vs. Louisville (N)	5	21	L, 61-71	11/16/07	vs. Memphis	3	nr	L, 70-81	1999-2000 (5-4)				
3/22/14	vs. Villanova (N)	6	18	W, 77-65	12/1/07	vs. Gonzaga	19	nr	L, 82-85	11/12/99	vs. Duke	10	1	W, 71-66
3/28/14	vs. Iowa St. (N)	9	18	W, 81-76	1/12/08	at Georgetown	7	nr	L, 69-72	12/7/99	vs. Arizona	2	6	W, 78-69
3/30/14	vs. Michigan St. (N)	11	18	W, 60-54	1/20/08	Marquette (gp)	13	nr	W, 89-73	1/10/00	Texas (hcc)	15	4	W, 77-67
4/5/14	vs. Florida (N)	1	18	W, 63-53	1/26/08	at Indiana	7	nr	W, 68-63	1/24/00	at Syracuse	4	6	L, 88-74
					2/2/08	Pittsburgh (xl)	18	nr	W, 60-53	2/5/00	at Michigan State	6	7	L, 85-66
					2/13/08	Notre Dame (gp)	20	17	W, 84-78					

UCONN VS. NATIONALLY-RANKED OPPONENTS (AP rankings)

Date	Opponent	Opp. Rank	UConn Rank	Score	Date	Opponent	Opp. Rank	UConn Rank	Score	Date	Opponent	Opp. Rank	UConn Rank	Score
2/14/00	at Seton Hall	23	18	W, 59-50	3/1/92	at Seton Hall	22	24	L, 77-64	1983-84 (0-4)				
3/4/00	Syracuse (hcc)	9	24	W, 69-54	3/4/92	Syracuse (hcc)	21	nr	W, 85-78	1/4/84	Georgetown (hcc)	4	nr	L, 81-69
3/11/00	vs. St. John's	19	21	L, 80-70	3/21/92	vs. Ohio St.	3	nr	L, 78-55	1/10/84	at St. John's	10	nr	L, 68-65
3/19/00	vs. Tennessee	10	20	L, 65-51						2/4/84	at Georgetown	4	nr	L, 87-62
1998-99 (13-2)					1990-91 (4-7)					2/18/84	at Syracuse	16	nr	L, 87-85 3ot
12/1/98	vs. Washington	14	1	W, 69-48	12/6/90	at North Carolina	10	14	L, 79-64	1982-83 (1-8)				
12/5/98	Michigan St. (gp)	9	1	W, 82-68	1/5/91	Pittsburgh (hcc)	11	12	W, 81-76	1/11/83	St. John's (hcc)	3	nr	L, 85-73
12/12/98	at Pittsburgh	18	1	W, 70-69	1/12/91	St. John's (gp)	10	9	L, 72-59	2/2/83	at Syracuse	20	nr	L, 89-69
1/20/99	at Miami	25	1	W, 70-68 ot	1/16/91	at Syracuse	8	13	L, 81-79 ot	2/8/83	at Villanova	12	nr	L, 86-79
1/30/99	at St. John's	9	1	W, 78-74	1/22/91	at St. John's	10	19	L, 65-62	2/12/83	Georgetown (hcc)	14	nr	L, 77-60
2/1/99	Syracuse (hcc)	16	1	L, 59-42	1/28/91	Syracuse	6	nr	L, 68-66	2/14/83	at St. John's	7	nr	L, 98-78
2/6/99	at Stanford	4	1	W, 70-59	2/11/91	Georgetown (hcc)	20	nr	W, 61-55	2/19/83	Villanova (hcc)	8	nr	L, 75-68
2/20/99	Miami (gp)	15	2	L, 73-71	2/23/91	at Georgetown	25	nr	L, 71-57	2/21/83	at Boston College	18	nr	L, 86-80
2/28/99	at Syracuse	20	4	W, 70-58	2/27/91	Seton Hall (gp)	20	nr	W, 62-60 ot	3/5/83	Syracuse (hcc)	18	nr	W, 55-54
3/5/99	vs. Syracuse	20	3	W, 71-50	3/14/91	vs. LSU	22	nr	W, 79-62	3/10/83	vs. Villanova	13	nr	L, 69-68
3/6/99	vs. St. John's	9	3	W, 82-63	3/22/91	vs. Duke	6	nr	L, 81-67	1981-82 (1-1)				
3/13/99	vs. New Mexico	24	3	W, 78-56						1/20/82	at Georgetown	13	nr	W, 63-52
3/18/99	vs. Iowa	20	3	W, 78-68	1989-90 (6-4)					2/27/82	Georgetown (hcc)	12	nr	L, 60-42
3/27/99	vs. Ohio State	14	3	W, 64-58	1/2/90	at St. John's	16	nr	L, 93-62	1979-80 (0-3)				
3/29/99	vs. Duke	1	3	W, 77-74	1/15/90	Syracuse (hcc)	5	nr	W, 70-59	1/5/80	at St. John's	17	nr	L, 83-73
1997-98 (4-3)					1/20/90	Georgetown (hcc)	2	nr	W, 70-65	1/26/80	at Syracuse	6	nr	L, 99-89
11/19/97	Rhode Island (gp)	20	12	W, 80-67	1/27/90	St. John's (gp)	15	20	W, 72-58	2/29/80	vs. Syracuse	3	nr	L, 92-61
11/26/97	vs. Florida St.	25	11	L, 67-60	2/10/90	at Syracuse	6	8	L, 90-86	1978-79 (0-2)				
1/24/98	at Syracuse	15	8	W, 63-54	2/28/90	at Georgetown	7	4	L, 84-64	1/13/79	Syracuse (nhc)	20	nr	L, 74-60
2/7/98	Stanford (gp)	9	7	W, 76-56	3/10/90	vs. Georgetown	5	8	W, 65-60	3/10/79	vs. Syracuse	10	nr	L, 89-81
2/11/98	at West Virginia	16	6	L, 80-62	3/11/90	vs. Syracuse	4	8	W, 78-75	1977-78 (0-2)				
3/7/98	vs. Syracuse	22	6	W, 69-64	3/22/90	vs. Clemson	17	3	W, 71-70	11/30/77	at Syracuse	12	nr	L, 101-61
3/21/98	vs. North Carolina	1	5	L, 75-64	3/24/90	vs. Duke	15	3	L, 79-78 ot	1/21/78	Providence (nhc)	12	nr	L, 57-47
1996-97 (1-3)					1988-89 (1-7)					1975-76 (0-1)				
11/15/96	vs. Indiana	24	nr	L, 68-61	1/7/89	Providence (hcc)	20	nr	L, 80-78	3/18/76	vs. Rutgers	4	nr	L, 93-79
12/7/96	Boston Coll. (gp)	20	nr	W, 61-54	1/14/89	at Seton Hall	13	nr	L, 76-62	1972-73 (0-1)				
1/19/97	Kansas (hcc)	1	nr	L, 73-65	1/16/89	Syracuse (hcc)	11	nr	W, 68-62	1/6/73	at Florida State	19	nr	L, 91-55
2/23/97	at Villanova	19	nr	L, 65-58	1/21/89	at Georgetown	3	nr	L, 59-55	1967-68 (0-1)				
1995-96 (5-3)					2/8/89	Georgetown (hcc)	2	nr	L, 70-58	12/9/67	Boston College	10	nr	L, 76-60
11/24/95	vs. Iowa	10	6	L, 101-95 ot	2/15/89	Seton Hall (hcc)	12	nr	L, 72-69	1966-67 (0-1)				
1/9/96	Villanova (gp)	7	6	W, 81-73	2/28/89	at Syracuse	6	nr	L, 88-72	3/11/67	vs. Boston College	9	nr	L, 48-42
1/21/96	Syracuse (hcc)	12	4	W, 79-70	3/10/89	vs. Seton Hall	11	nr	L, 74-66	1964-65 (0-1)				
2/19/96	at Georgetown	13	3	L, 77-65	1987-88 (2-5)					3/8/65	vs. St. Joseph's	3	nr	L, 67-61
2/25/96	at Villanova	4	3	W, 70-59	1/13/88	at Pittsburgh	6	nr	L, 61-58	1963-64 (0-1)				
3/8/96	vs. Syracuse	15	3	W, 85-67	1/16/88	at Syracuse	9	nr	W, 51-50	3/16/64	vs. Duke	3	nr	L, 101-54
3/9/96	vs. Georgetown	4	3	W, 75-74	1/30/88	at Georgetown	15	nr	L, 60-59	1960-61 (0-1)				
3/22/96	vs. Mississippi St.	19	3	L, 60-55	2/6/88	Georgetown (hcc)	14	nr	W, 66-59	12/31/60	vs. Drake	14	nr	L, 90-81
1994-95 (7-4)					2/20/88	Syracuse (hcc)	12	nr	L, 73-71	1959-60 (0-2)				
11/29/94	vs. Duke	8	16	W, 90-86	2/27/88	Pittsburgh (hcc)	6	nr	L, 74-69	2/20/60	at Holy Cross	13	nr	L, 98-66
1/16/95	Georgetown (hcc)	10	2	W, 93-73	3/11/88	vs. Pittsburgh	5	nr	L, 75-58	3/8/60	vs. New York Univ.	12	nr	L, 78-59
1/23/95	Syracuse (gp)	6	2	W, 86-75	1986-87 (0-9)					1957-58 (0-1)				
1/28/95	at Kansas	7	2	L, 88-59	12/6/86	Purdue (hcc)	4	nr	L, 88-70	12/26/57	vs. Seattle	15	nr	L, 87-83
2/12/95	at Syracuse	9	3	W, 77-70	1/3/87	Syracuse (nhc)	7	nr	L, 88-71	1955-56 (0-3)				
2/14/95	at Georgetown	22	1	W, 91-85	1/17/87	St. John's (hcc)	13	nr	L, 69-54	1/4/56	Holy Cross	14	nr	L, 85-68
2/18/95	Villanova (gp)	15	1	L, 96-73	1/21/87	at Georgetown	15	nr	L, 65-51	2/27/56	at Holy Cross	17	nr	L, 103-81
3/11/95	vs. Georgetown	22	5	W, 88-81	1/31/87	at Pittsburgh	17	nr	L, 73-52	3/16/56	vs. Temple	13	nr	L, 65-59
3/12/95	vs. Villanova	10	5	L, 94-78	2/7/87	at Syracuse	11	nr	L, 59-53	1954-55 (0-1)				
3/23/95	vs. Maryland	10	8	W, 99-89	2/11/87	Georgetown (hcc)	13	nr	L, 78-50	3/12/55	vs. St. Louis	20	nr	L, 110-103
3/25/95	vs. UCLA	1	8	L, 102-96	2/18/87	at St. John's	20	nr	L, 76-55	1953-54 (1-0)				
1993-94 (2-2)					2/21/87	Pittsburgh (hcc)	8	nr	L, 76-66	2/27/54	at Holy Cross	7	nr	W, 78-77
11/29/93	at Virginia	12	nr	W, 77-36	1985-86 (0-6)					1952-53 (0-1)				
1/8/94	Boston Coll. (gp)	20	16	W, 77-71	1/8/86	at Georgetown	13	nr	L, 70-66	1/7/53	Holy Cross	14	nr	L, 71-67
2/1/94	at Syracuse	15	5	L, 108-95	1/18/86	St. John's (hcc)	9	nr	L, 61-60	1951-52 (1-1)				
3/25/94	vs. Florida	14	4	L, 69-60	1/25/86	at Syracuse	9	nr	L, 80-67	2/12/52	at Holy Cross	19	nr	L, 72-53
1992-93 (1-4)					2/5/86	Georgetown (hcc)	11	nr	L, 80-63	3/1/52	at Villanova	19	nr	W, 63-58
11/28/92	vs. Purdue	24	nr	L, 73-69	2/15/86	at St. John's	10	nr	L, 74-54	1950-51 (0-1)				
1/4/93	at Seton Hall	7	nr	L, 72-69	3/1/86	Syracuse (hcc)	6	nr	L, 75-68	3/20/51	vs. St. John's	9	nr	L, 63-52
1/18/93	Georgetown (hcc)	18	nr	L, 86-69	1984-85 (2-6)									
2/20/93	at Pittsburgh	17	nr	W, 81-80	1/2/85	St. John's (hcc)	4	nr	L, 57-51					
2/27/93	Seton Hall (hcc)	14	nr	L, 82-74	1/19/85	at Syracuse	7	nr	W, 70-68					
1991-92 (3-4)					1/23/85	at Georgetown	1	nr	L, 79-66					
12/2/91	Wake Forest (hcc)	23	12	W, 84-75	2/2/85	at St. John's	1	nr	L, 97-64					
1/7/92	St. John's (gp)	17	5	W, 85-76	2/5/85	Villanova (hcc)	19	nr	L, 79-71					
2/3/92	at Syracuse	13	10	L, 84-83	2/20/85	Syracuse (hcc)	7	nr	W, 71-69					
2/19/92	at Georgetown	25	21	L, 60-58	2/23/85	Georgetown (hcc)	2	nr	L, 68-47					
					3/6/85	vs. Georgetown	1	nr	L, 93-62					

2022-23 UCONN MEN'S BASKETBALL / HISTORY

UConn in the Weekly National Polls Under Head Coach Dan Hurley

Year	Weeks Ranked	Highest Rank
2021-22	15 of 19	15
2020-21	11 of 16	23
2019-20	1 of 19	arv
2018-19	2 of 19	arv

UConn in the Final National Polls Under Dan Hurley

Year	Record	AP	USA-ESPN
2021-22	23-10	21	arv
2020-21	15-8	arv	arv
2019-20	19-12	--	--
2018-19	16-17	--	--

UConn in the Weekly National Polls Under Head Coach Kevin Ollie

Year	Weeks Ranked	Highest Rank
2017-18	---	---
2016-17	1 of 19	18
2015-16	5 of 19	18
2014-15	3 of 19	17
2013-14	15 of 20	9
2012-13	2 of 19	21

UConn in the Final National Polls Under Kevin Ollie

Year	Record	AP	USA-ESPN
2017-18	14-18	--	--
2016-17	16-17	--	--
2015-16	25-11	arv	arv
2014-15	20-15	--	--
2013-14	32-8	18	1
2012-13	20-10	--	not eligible

UConn in the Weekly National Polls Under Head Coach Jim Calhoun

Year	Weeks Ranked	Highest Rank
2011-12	11 of 18	4
2010-11	16 of 19	4
2009-10	11 of 19	10
2008-09	19 of 19	1 (4 weeks)
2007-08	7 of 20	13
2006-07	10 of 19	12
2005-06	19 of 19	1 (5 weeks)
2004-05	18 of 18	7
2003-04	19 of 19	1 (8 weeks)
2002-03	15 of 19	3
2001-02	5 of 19	10
2000-01	12 of 19	10
1999-00	19 of 19	1 (1 week)
1998-99	18 of 18	1 (10 weeks)
1997-98	18 of 18	6
1996-97	0 of 18	--
1995-96	18 of 18	3
1994-95	18 of 18	1 (1 week)
1993-94	15 of 18	2
1992-93	10 of 18	15
1991-92	15 of 18	5
1990-91	10 of 17	9
1989-90	8 of 17	3
1988-89	1 of 18	18
1987-88	0 of 17	--
1986-87	0 of 16	--

UConn in the Final National Polls Under Jim Calhoun

Year	Record	AP	UPI/USA-ESPN
2010-11	32-9	9	1
2008-09	31-5	5	3
2007-08	24-9	16	arv
2005-06	30-4	2	4
2004-05	23-8	13	17
2003-04	33-6	7	1
2002-03	23-10	23	11
2001-02	27-7	10	t6
1999-00	25-10	20	--
1998-99	34-2	3	1
1997-98	32-5	6	7
1995-96	30-2	3	8
1994-95	28-5	8	6
1993-94	29-5	4	7
1989-90	31-6	3	3


Consecutive Weeks in the Polls

Streak	Dates
1. 77 weeks	Nov. 1997-to-Jan. 2001
2. 67 weeks	Mar. 2003-Jan. 2007
3. 51 weeks	Dec. 1993-Mar. 1996
4. 36 weeks	Feb. 2008-Jan. 2010
5. 18 weeks	1989-90
6. 17 weeks	Feb. 2002-Feb. 2003



UConn defeated No. 1 Florida in the 2014 NCAA National Semifinals.

UConn Basketball Record Book



Chris Smith
(1988-92)
2,145 Points

INDIVIDUAL CAREER RECORDS

Most Games Played

Gms	Name	Years
143	Shabazz Napier	2010-14
140	Kevin Freeman	1996-00
139	Niels Giffey	2010-14
138	Jake Voskuhl	1996-00
138 [^]	Isaiah Whaley	2017-22
135	Denham Brown	2002-06
135	Tyler Olander	2010-14
135 [^]	Tyler Polley	2017-22
134	Taliek Brown	2000-04
134	Ricky Moore	1995-99
133	Jeff Adrien	2005-09
133	Amida Brimah	2013-17
132	Tony Robertson	1999-03
132	Rashamel Jones	1995-99
132	Lyman DePriest	1987-91
131	Hilton Armstrong	2002-06
131	Craig Austrie	2005-09
130	Rashad Anderson	2002-06
129	Phillip Nolan	2012-16
128	Ryan Boatright	2011-15
128	Rod Sellers	1988-92
128	Tate George	1986-90
127	Chris Smith	1988-92
127	Christian Vital	2016-20
126	Stanley Robinson	2006-10
125	Omar Calhoun	2012-16

[^] -- Five years eligibility

Most Games Started

Gms	Name	Years
135	Jake Voskuhl	1996-00
128	Taliek Brown	2000-04
126	Kevin Freeman	1996-00
116	Tate George	1986-90
115	Chris Smith	1988-92
115	Ryan Boatright	2011-15
112	Rod Sellers	1988-92
106	Scott Burrell	1989-93
106	Khalid El-Amin	1997-00
103	Stanley Robinson	2006-10
103	Richard Hamilton	1996-99
102	Amida Brimah	2013-17
101	Jeff Adrien	2005-09
100	Josh Boone	2003-06
100	Ricky Moore	1995-99
99*	Jalen Aams	2015-19
98	Shabazz Napier	2010-14
96	Denham Brown	2002-06

*61 games vacated; official NCAA total 38

Most Points-- Total

Name	Years	Pts. (Avg)
Chris Smith	1988-92	2,145 (16.9)
Richard Hamilton	1996-99	2,036 (19.8)
Tony Hanson	1973-77	1,990 (17.9)
Shabazz Napier	2010-14	1,959 (13.7)
Ray Allen	1993-96	1,922 (19.0)
Corny Thompson	1978-82	1,810 (15.9)
Ben Gordon	2001-04	1,795 (16.9)
Ryan Boatright	2011-15	1,786 (14.0)
Kemba Walker	2008-11	1,783 (16.1)
Christian Vital	2016-20	1,735 (13.7)
Jalen Adams*	2015-19	1,706 (13.8)
Wes Bialosuknia	1964-67	1,673 (23.6)
Cliff Robinson	1985-89	1,664 (15.3)

* 61 games vacated; official NCAA total 709

Highest Scoring Average

Avg.	Name	Games	Points	Years
23.6	Wes Bialosuknia	71	1673 points	1964-67
20.7	Walt Dropo	41	848 points	1942-43, 45-47
19.8	Richard Hamilton	103	2036 points	1996-99
19.0	Ray Allen	101	1922 points	1993-96
19.0	Bob Boyd	59	1122 points	1968-71
18.4	Toby Kimball	74	1361 points	1962-65
18.1	Donyell Marshall	91	1648 points	1991-94
18.1	Bob Staak	71	1288 points	1968-71
18.0	Caron Butler	63	1136 points	2000-02
17.9	Tony Hanson	111	1990 points	1973-77

Most Field Goals Made

FG	Name	Games	Years
784	Tony Hanson	111	1973-77
728	Chris Smith	127	1988-92
705	Ray Allen	101	1993-96
691	Richard Hamilton	103	1996-99
665	Wes Bialosuknia	71	1964-67
657	Corny Thompson	114	1978-82
655*	Jalen Adams	124	2015-19
636	Mike McKay	114	1978-82
624	Cliff Robinson	109	1985-89
602	Jeff Adrien	133	2005-09
598	Donyell Marshall	91	1991-94
595	Shabazz Napier	143	2010-14
590	Ben Gordon	106	2001-04

*61 games vacated; official NCAA total 276

Most Free Throws Made

FT	Name	Games	Years
509	Shabazz Napier	143	2010-14
501	Kemba Walker	111	2008-11
496	Corny Thompson	114	1978-82
455	Ryan Boatright	128	2010-15

449	Jerome Dyson	113	2006-10
447	Chris Smith	127	1988-92
438	Earl Kelley	94	1982-86
422	Tony Hanson	111	1973-77
422	Kevin Freeman	140	1996-00
417	Richard Hamilton	103	1996-99

Highest Field Goal Pct. (min. 100 FGA)

FG-FGA	Years	
63.7%	Amida Brimah (347-545)	2013-17
61.1%	Hasheem Thabeet (359-588)	2006-09
59.3%	Gavin Edwards (233-393)	2006-10
59.0%	Emeka Okafor (587-995)	2001-04
57.8%	Josh Boone (382-661)	2003-06
56.6%	Chuck Aleksinas (303-535)	1980-82
55.5%	Isaiah Whaley (106-191)	2017-
54.8%	Rod Sellers (409-747)	1988-92
54.4%	Edmund Saunders (186-342)	1998-01
54.3%	Josh Carlton (272-501)	2017-
54.2%	Jake Voskuhl (323-596)	1996-00
54.2%	Eric Hayward (136-251)	1992-96

Rebounds Per Game (min. 50 games played)

Avg.	Name	Games	Total Rebounds	Years
21.5	Art Quimby	80	1716 rebounds	1951-55
17.9	Toby Kimball	74	1324 rebounds	1962-65
13.7	Bill Corley	72	986 rebounds	1965-68
11.2	John Thomas	91	1023 rebounds	1972-76
11.1	Ron Hrubala	70	776 rebounds	1968-71
10.6	Emeka Okafor	103	1091 rebounds	2001-04
10.6	Al Cooper	67	708 rebounds	1956-59

Total Rebounds

Rebs.	Name	Games	Years
1716	Art Quimby	80	1951-55
1324	Toby Kimball	74	1962-65
1126	Jeff Adrien	133	2005-09
1091	Emeka Okafor	103	2001-04
1023	John Thomas	91	1972-76
1017	Corny Thompson	114	1978-82
986	Bill Corley	72	1965-68
913	Kevin Freeman	140	1996-00
880	Jake Voskuhl	138	1996-00
847	Hasheem Thabeet	100	2006-09
842	Jeff Carr	111	1975-79

Highest Free Throw Pct. (min. 75 attempts)

FT-FTA	Years	
84.2%	Albert Mouring (213-253)	1997-01
84.0%	Jalen Adams (121-144)	2015-17
83.9%	Wes Bialosuknia (343-409)	1964-67
83.7%	Niels Giffey (72-86)	2010-14
83.6%	Christian Vital (402-481)	2016-20
82.7%	Doug Wiggins (81-98)	2006-08
82.6%	R.J. Cole (166-201)	2020-22
82.6%	Richard Hamilton (417-505)	1996-99
82.4%	Jalen Adams* (257-312)	2015-19
82.3%	Craig Austrie (214-260)	2005-09
82.2%	Earl Kelley (438-533)	1982-86
82.2%	Khalid El-Amin (295-359)	1997-00
81.8%	Ray Broxton (72-88)	1983-85
81.3%	Shabazz Napier (509-626)	2010-14
81.2%	Joe Whelton (289-356)	1974-78

*61 games vacated; official NCAA total 84.3% (102-121)

Steals Per Game (min. 50 games played)

Games	Years		
2.61	Scott Burrell	119	1989-93
1.90	Doron Sheffer	102	1993-96
1.76	Shabazz Napier	143	2010-14
1.72	Khalid El-Amin	108	1997-00
1.69	Christian Vital	127	2016-20
1.67	Kemba Walker	111	2008-11
1.66	Jerome Dyson	113	2006-10
1.57	Ray Allen	101	1993-96
1.57	Tate George	128	1986-90
1.52	Chris Smith	127	1988-92

Total Steals

Games	Years		
310	Scott Burrell	119	1989-93
251	Shabazz Napier	143	2010-14
215	Christian Vital	127	2016-20
201	Tate George	128	1986-90
194	Doron Sheffer	102	1993-96
193	Chris Smith	127	1988-92
188	Jerome Dyson	113	2006-10
186	Khalid El-Amin	108	1997-00

INDIVIDUAL CAREER RECORDS

Assists Per Game (minimum 50 games played)

7.3	Marcus Williams
5.5	Doron Sheffer
5.4	Taliek Brown
5.3	Tate George
5.0	Kevin Ollie

Most Assists

722	Taliek Brown
677	Tate George
646	Shabazz Napier
619	Kevin Ollie
559	Doron Sheffer
534	Karl Hobbs
511*	Jalen Adams

*61 games vacated; official NCAA total 180

Blocked Shots Per Game (min. 50 games played)

4.3	Emeka Okafor
4.2	Hasheem Thabeet
2.8	Amida Brimah
2.7	Donyell Marshall
2.2	Josh Boone

Most Blocked Shots

441	Emeka Okafor
417	Hasheem Thabeet
367	Amida Brimah
245	Donyell Marshall
222	Josh Boone
212^	Isaiah Whaley
193	Jake Voskuhl
191	Hilton Armstrong
179	Travis Knight

^ -- Five years eligibility

3-Point FG Made Per Game (min. 50 games played)

2.32	Ben Gordon
------	------------

Games	Years
70	2003-06
102	1993-96
134	2000-04
128	1986-90
124	1991-95

Games	Years
134	2000-04
128	1986-90
143	2010-14
124	1991-95
102	1993-96
113	1980-84
124	2015-19

Games	Years
103	2001-04
100	2006-09
133	2013-17
91	1991-94
103	2003-06

Games	Years
103	2001-04
100	2006-09
133	2013-17
91	1991-94
103	2003-06
138	2017-22
138	1996-00
131	2002-06
124	1992-96

Games	Years
106	2001-04

2.31	Ray Allen
2.30	Richard Hamilton
2.12	Rashad Anderson
2.09	Christian Vital
1.97*	Rodney Purvis
1.91	Chris Smith

*33 games vacated; official NCAA total 1.79

Most 3-Point FG Made	Games
276	Rashad Anderson
265	Christian Vital
260	Shabazz Napier
246	Ben Gordon
242	Chris Smith
237	Richard Hamilton
233	Ray Allen
201*	Rodney Purvis

*33 games vacated; official NCAA total 124

Most 3-Point FGA	Games
740	Christian Vital
715	Rashad Anderson
693	Shabazz Napier
627	Richard Hamilton
605	Chris Smith
581	Ben Gordon
558*	Rodney Purvis
550	Khalid El-Amin
524	Ryan Boatright
520	Ray Allen

*33 games vacated; official NCAA total 332

Highest 3-Point FG Pct. (min. 100 3-pt. FGA)	3FG-FGA
44.8%	Ray Allen (233-520)
42.3%	Ben Gordon (246-581)
42.1%	Niels Giffey (88-209)
41.1%	Albert Mouring (177-430)
41.0%	Brian Fair (194-473)
40.6%	Phil Gamble (141-347)

101	1993-96
103	1996-99
130	2002-06
127	2016-20
102	2014-17
127	1988-92

Games	Years
130	2002-06
127	2016-20
143	2010-14
106	2001-04
127	1988-92
103	1996-99
101	1993-96
102	2014-17

Games	Years
127	2016-20
130	2002-06
143	2010-14
103	1996-99
127	1988-92
106	2001-04
102	2014-17
108	1997-00
128	2011-15
101	1993-96

Years
1993-96
2001-04
2010-14
1997-01
1991-95
1985-89

1,000-POINT CLUB

Members through 2018-19: 51

Least games to reach 1,000

- Wes Bialosuknia, 47
- Bob Boyd, 53
- Richard Hamilton, 55

Most Games to reach 1,000

- Taliek Brown, 129
- Rod Sellers, 118

Most Pts. in the game reaching 1,000

Tony Hanson, 32, at Maine, 1/17/76

Least Pts. in the game reaching 1,000

Mike McKay, 4, vs. Seton Hall, 1/10/81

UConn record in games

when a player reaches 1,000

- 36-15 overall;
- 8-8 on the road;
- 21-5 at home;
- 7-2 neutral

Reaching 1,000 by Class

- Seniors-- 26;
- Juniors-- 19;
- Sophomores-- 6

Reaching 1,000 by Month

November-1; December-11; January-16; February-12; March-11

MISCELLANEOUS INDIVIDUAL RECORDS AND STREAKS

Career Gms with Double Figure Points

107	Chris Smith (1988-92)
101	Cory Thompson (1978-82)
94	Richard Hamilton (1996-99)
93	Ryan Boatright (2011-15)
92	Shabazz Napier (2010-2014)
91	Ray Allen (1993-96)
91	Mike McKay (1978-82)

Consecutive Gms with Double Figure Points

67	Ray Allen (1993-96)
49	Caron Butler (2000-02)
36	Donyell Marshall (1991-94)
36	Ben Gordon (2001-04)
32	Tony Hanson (1973-77)
30	Richard Hamilton (1996-99)

Most 30-pt Gms in a Season

11, 2010-11	Kemba Walker
9, 1966-67	Wes Bialosuknia
7, 1993-94	Donyell Marshall
7, 1976-77	Tony Hanson
6, 1997-98	Richard Hamilton
6, 1964-65	Wes Bialosuknia

Most 30-pt Gms in a Career

17	Wes Bialosuknia (1964-67)
12	Richard Hamilton (1996-99)
11	Kemba Walker (2008-11)
9	Tony Hanson (1973-77)

Consecutive Gms with 20+ Points

23, 1993-94	Donyell Marshall
16, 1966-67	Wes Bialosuknia
11, 2010-11	Kemba Walker

Career Gms with 20+ Points as a Non-Starter

11	Rashad Anderson (2002-06)
9	Brian Fair (1991-95)
5	Ben Gordon (2001-04)

Career Gms with Double Figures as a Non-Starter

55	John Gwynn (1988-91)
50	Rashad Anderson (2002-06)
35	Brian Fair (1991-95)
29	Tony Robertson (1999-03)
24	Ray Allen (1993-96)

Consecutive Double Figure Gms as Non-Starter

11	Phil Gamble (1985-89)
9	Rashad Anderson (2002-06)
8	Ben Gordon (2001-04)

Career Double-Doubles

65	Art Quimby (1951-55)
63	Toby Kimball (1962-65)
53	Emeka Okafor (2001-04)
53	Cory Thompson (1978-82)
53	Bill Corley (1965-68)

Career Double-Double Average

13.8p, 10.6r	Emeka Okafor (2001-04)
17.5p, 21.5r	Art Quimby (1951-55)
18.4p, 17.9r	Toby Kimball (1962-65)
16.9p, 13.7r	Bill Corley (1965-68)
13.1p, 11.1r	Ron Hrubala (1968-71)
11.9p, 10.6r	Al Cooper (1956-59)

Consecutive Double-Doubles

38, 1963-65	Toby Kimball (1962-65)
-------------	------------------------

WINNINGEST FOUR-YEAR SPANS IN UCONN BASKETBALL HISTORY

Years	Four-Year Seniors	Record
1995-96 through 1998-99	Ricky Moore, Rashamel Jones, Antric Klaiber	114-24
1997-98 through 2000-01	Albert Mouring, Souleymane Wane	111-29
2002-03 through 2005-06	Rashad Anderson, Hilton Armstrong, Denham Brown	109-28
1996-97 through 1999-00	Kevin Freeman, Jake Voskuhl	109-32
1993-94 through 1996-97	Kirk King	107-28
2007-08 through 2010-11	Donnell Beverly	105-39
2010-11 through 2013-14	Shabazz Napier, Niels Giffey, Tyler Olander	104-41
2000-01 through 2003-04	Taliek Brown, Shamon Tooles	103-35
1992-93 through 1995-96	Travis Knight, Eric Hayward, Rudy Johnson	102-25
2005-06 through 2008-09	Jeff Adrien, Craig Austrie	102-32

ALL-TIME 1,000-POINT SCORERS

- 1.) CHRIS SMITH (4 years, 1988-92), 2,145 pts.**
Reached 1,000 pts in 70th career game on 12/6/90 at North Carolina (L, 79-64, 21 pts)
Reached 2,000 pts in 120th game on 2/22/92 vs. Providence at Gampel Pavilion (W, 94-73, 32 pts)
- 2.) RICHARD HAMILTON (3 years, 1996-99), 2,036 pts.**
Reached 1,000 pts in 55th career game on 2/2/98 vs. Villanova at HCC (W, 80-65, 29 pts)
Reached 2,000 pts in 102nd game on 3/27/99 vs. Ohio State in Tampa, FL (W, 64-58, 24 pts)
- 3.) TONY HANSON (4 years, 1973-77), 1,990 pts.**
Reached 1,000 pts in 67th career game on 1/17/76 at Maine (W, 83-69, 32 pts)
- 4.) SHABAZZ NAPIER (4 years, 2010-14) 1,959 pts.**
Reached 1,000 pts in 89th career game on 1/8/13 vs. DePaul at GP (W, 99-78, 16 pts)
- 5.) RAY ALLEN (3 years, 1993-96), 1,922 pts.**
Reached 1,000 pts in 62nd career game on 3/12/95 vs. Villanova at BET (L, 94-78, 21 pts)
- 6.) CORNY THOMPSON (4 years, 1978-82), 1,810 pts.**
Reached 1,000 pts in 59th career game on 12/6/80 at Yale (W, 65-53, 17 pts)
- 7.) BEN GORDON (3 years, 2001-04), 1,795 pts.**
Reached 1,000 pts in 63rd career game on 3/14/03 vs. Syracuse at BET (W, 80-67, 12 pts)
- 8.) RYAN BOATRIGHT (4 years, 2011-15), 1,786 pts.**
Reached 1,000 pts. in 79th career game on 2/15/14 vs. Memphis at XL (W, 86-81 ot, 21 pts)
- 9.) KEMBA WALKER (3 years, 2008-11), 1,783 pts.**
Reached 1,000 pts in 77th career game on 12/3/10 vs. UMBC at XL (W, 94-61, 24 pts)
- 10.) CHRISTIAN VITAL (4 years, 2016-20), 1,735 pts.**
Reached 1,000 pts in 82nd career game on 1/19/19 vs. Tulane at GP (W, 87-71, 18 pts)
- 11.) JALEN ADAMS (4 years, 2015-19), 1,706 pts.***
Reached 1,000 pts in 83rd career game on 1/10/18 vs. UCF at GP (W, 62-53, 13 pts)
- 12.) WES BIALOSUKNIA (3 years, 1964-67), 1,673 pts.**
Reached 1,000 pts in 47th career game on 3/4/66 vs. Rhode Island (L, 67-62, 14 pts)
- 13.) CLIFF ROBINSON (4 years, 1985-89), 1,664 pts.**
Reached 1,000 pts in 76th career game on 3/25/88 vs. Va. Commonwealth (W, 72-61, 17 pts)
- 14.) KHALID EL-AMIN (3 years, 1997-00), 1,650 pts.**
Reached 1,000 pts in 67th career game on 3/6/99 vs. St. John's at BET (W, 82-63, 15 pts)
- 15.) DONYELL MARSHALL (3 years, 1991-94), 1,648 pts.**
Reached 1,000 pts in 66th career game on 12/29/93 vs. Ohio Univ. in Hilo, HI (L, 85-76, 22 pts)
- 16.) MIKE MCKAY (4 years, 1978-82), 1,633 pts.**
Reached 1,000 pts in 67th career game on 1/10/81 vs. Seton Hall (W, 57-47, 4 pts)
- 17.) JEROME DYSON (4 years, 2006-10), 1,630 pts.**
Reached 1,000 pts in 75th career game on 1/28/09 at DePaul (W, 71-49, 18 pts)
- 18.) JEFF ADRIEN (4 years, 2005-09), 1,603 pts.**
Reached 1,000 pts in 91st career game on 2/23/08 at Villanova (L, 67-65, 15 pts)
- 19.) EARL KELLEY (4 years, 1982-86), 1,592 pts.**
Reached 1,000 pts in 63rd career game on 2/2/85 at St. John's (L, 97-64, 21 pts)
- 20.) SCOTT BURRELL (4 years, 1989-93), 1,562 pts.**
Reached 1,000 pts in 85th career game on 2/19/92 at Georgetown (L, 60-58, 9 pts)
- 21.) KEVIN FREEMAN (4 years, 1996-00), 1,476 pts.**
Reached 1,000 pts in 94th career game on 3/4/99 vs. Seton Hall in BET (W, 57-56, 22 pts)
- 22.) RASHAD ANDERSON (4 years, 2002-06), 1,432 pts.**
Reached 1,000 pts in 97th career game on 11/18/05 at Pepperdine (W, 75-56, 9 pts)
- 23.) EMEKA OKAFOR (3 years, 2001-04), 1,426 pts.**
Reached 1,000 pts in 79th career game on 1/6/04 at Rutgers (W, 75-74, 21 pts)
- 24.) ART QUIMBY (4 years, 1951-55), 1,398 pts.**
Reached 1,000 pts in 62nd career game on 12/27/54 vs. Harvard (W, 98-60, 12 pts)
- 25.) PHIL GAMBLE (4 years, 1985-89), 1,371 pts.**
Reached 1,000 pts in 81st career game on 12/5/88 vs. Marist (W, 93-71, 15 pts)
- 26.) TOBY KIMBALL (3 years, 1962-65), 1,361 pts.**
Reached 1,000 pts in 56th career game on 12/15/64 vs. Massachusetts (W, 77-67, 11 pts)
- 27.) AL WESTON (4 years, 1972-76), 1,342 pts.**
Reached 1,000 pts in 76th career game on 1/27/76 vs. BC at HCC (L, 94-83, 19 pts)
- 28.) JOEY WHELTON (4 years, 1974-78), 1,337 pts.**
Reached 1,000 pts in 83rd career game on 12/3/77 vs. Yale (L, 73-57, 18 pts)
- 29.) DORON SHEFFER (3 years, 1993-96), 1,329 pts.**
Reached 1,000 pts in 82nd career game on 1/13/96 at Providence (W, 83-74, 15 pts)
- 30.) RODNEY PURVIS (3 years, 2014-2017), 1,301 points ****
(does not include 292 points scored as a freshman at North Carolina State in 2012-13)
Reached 1,000 pts in 82nd career game on 12/31/16 at Tulsa (L, 61-50 ot, 12 pts)
- 31.) BOB STAAK (3 years, 1968-71), 1,288 pts.**
Reached 1,000 pts in 58th career game on 1/27/71 at Fairfield (L, 88-72, 25 pts)
- 32.) A.J. PRICE (3 years, 2006-09), 1,284 pts.**
Reached 1,000 pts in 84th career game on 1/31/09 vs. Providence at GP (W, 94-61, 19 pts)
- 33.) VINCENT YOKABASKAS (3 years, 1949-52), 1,275 pts.**
Reached 1,000 pts in 62nd career game on 12/29/51 vs. Puerto Rico (W, 88-54, 29 pts)
- 34.) DENHAM BROWN (4 years, 2002-06), 1,267 pts.**
Reached 1,000 pts in 109th career game on 12/2/05 vs. Tx Sou. at GP (W, 113-49, 15 pts)
- 35.) TATE GEORGE (4 years, 1986-90), 1,247 pts.**
Reached 1,000 pts in 109th career game on 1/20/90 vs. Georgetown at HCC (W, 70-65, 11 pts)
- 36.) STANLEY ROBINSON (4 years, 2006-10), 1,231 pts.**
Reached 1,000 pts in 108th career game on 1/13/10 vs. Pittsburgh at XL Ctr (L, 68-63, 19 pts)
- 37.) BILL CORLEY (3 years, 1965-68), 1,219 pts.**
Reached 1,000 pts in 61st career game on 1/27/68 at Syracuse (W, 89-84, 25 pts)
- 38.) ALBERT MOURING (4 years, 1997-01), 1,214 pts.**
Reached 1,000 pts in 99th career game on 1/15/01 at Texas (L, 60-56, 10 pts)
- 39.) DONNY MARSHALL (4 years, 1991-95), 1,197 pts.**
Reached 1,000 pts in 110th career game on 2/14/95 at Georgetown (W, 91-85, 10 pts)
- 40.) TONY ROBERTSON (4 years, 1999-03), 1,160 pts.**
Reached 1,000 pts in 115th career game on 1/27/03 at St. John's at MSG (W, 74-68, 7 pts)
- 41.) ROD SELLERS (4 years, 1988-92), 1,143 pts.**
Reached 1,000 pts in 118th career game on 2/3/92 at Syracuse (L, 84-83, 15 pts)
- 42.) CARON BUTLER (2 years, 2000-02), 1,136 pts.**
Reached 1,000 pts in 58th career game on 3/8/02 vs. Notre Dame at BET (W, 82-77, 20 pts)
- 43.) BRIAN FAIR (4 years, 1991-95), 1,130 pts.**
Reached 1,000 pts in 111th career game on 2/6/95 vs. Pittsburgh at GP (W, 90-61, 15 pts)
- 44.) BOB BOYD (3 years, 1968-71), 1,122 pts.**
Reached 1,000 pts in 53rd career game on 2/15/71 vs. Holy Cross (L, 103-78, 17 pts)
- 45.) JACK ROSE (3 years, 1957-60), 1,116 pts.**
Reached 1,000 pts in 70th career game on 2/16/60 vs. Massachusetts (W, 71-49, 18 pts)
- 46.) JIM ABROMAITIS (4 years, 1975-80), 1,084 pts.**
Reached 1,000 pts in 105th career game on 2/13/80 vs. Boston U. (W, 72-65, 13 pts)
- 47.) JEREMY LAMB (2 years, 2010-12), 1,060 pts.**
Reached 1,000 pts. in 72nd career game on 3/6/12 vs. DePaul (W, 81-67, 25 pts.)
- 48.) TALIEK BROWN (4 years, 2000-04), 1,039 pts.**
Reached 1,000 pts in 129th career game on 3/18/04 vs. Vermont in Buffalo (W, 70-53, 14 pts)
- 49.) HASHEEM THABEET (3 years, 2006-09), 1,028 pts.**
Reached 1,000 pts in 98th career game on 3/26/09 vs. Purdue (W, 72-60, 15 pts)
- 50.) CAL CHAPMAN (3 years, 1971-74), 1,023 pts.**
Reached 1,000 pts in 74th career game on 2/26/74 vs. Boston College (W, 77-69, 12 pts)
- 51.) TIM COLES (4 years, 1982-86), 1,016 pts.**
Reached 1,000 pts in 109th career game on 3/1/86 vs. Syracuse at HCC (L, 75-68, 15 pts)

* -- 61 games vacated; official NCAA total 709 points

** -- 33 games vacated; official NCAA total 845 points (at UConn), 1,137 (career)

TEAM SINGLE SEASON RECORDS

Most Wins

34	1998-99	34-2
33	2003-04	33-6
32	1997-98	32-5
32	2010-11	32-9
32	2013-14	32-8
31	2008-09	31-5
31	1989-90	31-6
30	2005-06	30-4
30	1995-96	30-2

Best Winning Percentage

94.4%	34-2	1998-99
93.8%	30-2	1995-96
88.9%	16-2	1946-47
88.5%	23-3	1953-54
88.5%	23-3	1964-65

Most Losses

19	1986-87	9-19
19	1968-69	5-19

Fewest Losses

2	1998-99	34-2
2	1946-47	16-2
2	1940-41	14-2

Most Points

3073	2003-04	39 games
2967	2010-11	41 games
2926	1989-90	37 games
2890	1995-96	35 games
2888	1993-94	34 games
2873	2013-14	40 games
2837	1994-95	33 games

Most Games

41	2010-11
40	2013-14
39	2003-04
37	1997-98
37	1989-90

Most Field Goals

1154	2003-04	39 games
1061	1995-96	35 games
1058	1989-90	37 games
1053	2010-11	41 games
1045	1993-94	34 games

Most Free Throws

662	2008-09	36 games
652	2007-08	33 games
644	2013-14	40 games
635	1998-99	36 games
627	2010-11	41 games

Highest Team Field Goal Pct.

51.6%	1980-81	(765-1483)
49.9%	1981-82	(734-1472)
49.5%	1993-94	(1045-2111)
49.5%	1979-80	(830-1676)
48.3%	2001-02	(972-2012)
48.3%	1984-85	(804-1664)

Highest Team Free Throw Pct.

*79.3%	2015-16	(488-615)
*78.2%	1980-81	(487-623)
77.7%	2013-14	(644-829)
76.3%	2010-11	(627-822)
75.3%	2021-22	(464-616)
74.5%	1994-95	(556-746)
74.5%	2017-18	(442-593)
74.3%	2012-13	(451-607)

Highest Scoring Average

90.1	1954-55	2252 pts, 25 gms
*87.3	1956-57	2183 pts, 25 gms
86.0	1994-95	2837 pts, 33 gms
85.1	1965-66	2042 pts, 24 gms
85.1	1964-65	2212 pts, 26 gms

Lowest Opp. Scoring Average

48.9	1948-49	1223 pts, 25 gms
55.6	1950-51	1391 pts, 25 gms

Highest Scoring Margin

+18.6	1964-65	85.1-66.5
+17.9	1995-96	82.6-64.7
+16.7	1954-55	90.1-73.4
+16.3	1993-94	84.9-68.6
+16.0	1998-99	77.3-61.3

3-Point Field Goals Made#

287	2013-14	40 games
258	1995-96	35 games
255	2015-16	36 games
252	2018-19	33 games
249	2003-04	39 games
245	2021-22	33 games
234	2010-11	41 games
227	1994-95	33 games
226	2014-15	35 games
223	2016-17	33 games
220	1997-98	37 games

- 3-Pt. FG established in 1986-87

3-Point Field Goal Attempts#

741	2013-14	40 games
732	2018-19	33 games
711	2010-11	41 games
699	2015-16	36 games
697	2021-22	33 games
667	2019-20	31 games
659	2017-18	32 games
637	2914-15	35 games
633	1995-96	35 games
628	2016-17	33 games
619	2003-04	39 games
616	1997-98	37 games

- 3-Pt. FG established in 1986-87

3-Point Field Goal Pct.

40.8%	1995-96	35 games
40.6%	1987-88	34 games
40.2%	2003-04	39 games
39.4%	2001-02	34 games
38.7%	2013-14	40 games
38.6%	2002-03	33 games
38.6%	1999-00	35 games
38.6%	1994-95	33 games

Assists

681	2003-04	39 games
659	1995-96	35 games
632	1994-95	33 games
628	1993-94	34 games
599	1989-90	37 games

Steals

484	1989-90	37 games
326	1990-91	31 games
314	1997-98	37 games
296	1993-94	34 games
287	1998-99	36 games

Blocked Shots

315*	2003-04	39 games
298*	2005-06	34 games
285*	2007-08	33 games

280*	2008-09	36 games
275*	2004-05	31 games
264*	2006-07	31 games
260	2009-10	34 games
253*	2002-03	33 games
236*	2001-02	34 games

*-- NCAA National Leader

All-Time Connecticut Basketball Records and Streaks

Overtime Record (since 1956-57)

118 games..... 65-53 (.551)

Longest Winning Streak

23 games 1995-96
19 games 1998-99

Most Wins to Begin a Season

19 games 1998-99
15 games 1994-95
14 games 1953-54
11 games 2008-09, 2006-07, 2005-06, 1991-92, 1980-81

Most Wins to Begin League Play

14 games 1995-96
13 games 1994-95
11 games 1998-99
9 games 1993-94

Longest Losing Streak

10 games 1968-69
10 games 1917-18 through 1918-19

Longest Home Winning Streak

31 games 2004-07
26 games 1985-89

Longest XL (Hartford Civic) Center Winning Streak

33 games 1993-94 through 1996-97

Longest Gampel Pavilion Winning Streak

22 games 2008-09 through 2009-10

Longest Home Losing Streak

6 games 1971-72 through 1972-73

Longest Road Winning Streak

13 games 1997-98 through 1998-99
9 games 2008-09
9 games 1995-96
9 games 1952-53 through 1953-54

Longest Road Losing Streak (Since 1949-50)

13 games 1967-68 through 1968-69

Record at Storrs Field House (1954-90)

367 games..... 282-85

Record at Harry A. Gampel Pavilion (1990-Present)

250 games (against college opposition) 210-40
270 games (overall, includes exhibitions) 229-41

Record at XL (Hartford Civic) Center

387 games (against college opposition).....282-105
417 games (overall, includes exhibitions)311-106

Record at Webster Bank Arena (Bridgeport)

2 games 2-0

Record at New Haven Coliseum

27 games (11-8 as home team, 8-0 as away team) 19-8

INDIVIDUAL SINGLE SEASON RECORDS

Most Points in One Season

600-Point Club

	Season	Games	FG	FT	Pts.
Kemba Walker	2010-11	41	316 (75)	258	965
Donyell Marshall	1993-94	34	307 (41)	200	855
Ray Allen	1995-96	35	292 (115)	119	818
Richard Hamilton	1997-98	37	270 (99)	156	795
Richard Hamilton	1998-99	34	247 (68)	170	732
Ben Gordon	2003-04	39	239 (104)	141	723
Shabazz Napier	2013-14	40	213 (87)	207	720
Tony Hanson	1976-77	27	253	196	702
Caron Butler	2001-02	34	253 (30)	155	691
Ray Allen	1994-95	32	255 (85)	80	675
Wes Bialosuknia	1966-67	24	257	159	673
Ben Gordon	2002-03	33	211 (80)	143	645
Chris Smith	1991-92	30	202 (81)	152	637
Emeka Okafor	2003-04	36	261	113	635
Chris Smith	1989-90	37	207 (75)	146	635
Cliff Robinson	1988-89	31	235 (4)	145	619
Jeremy Lamb	2011-12	34	217 (71)	98	603
Cliff Robinson	1987-88	34	222 (0)	156	600

Number in parenthesis next to field goals represents number of three-point field goals.

Highest Scoring Average

	Games	Points	Season
28.0	Wes Bialosuknia	24	673 1966-67
26.0	Tony Hanson	27	702 1976-77
25.1	Donyell Marshall	34	855 1993-94
23.5	Kemba Walker	41	965 2010-11
23.4	Ray Allen	35	818 1995-96
23.4	Bob Boyd	22	515 1969-70
23.2	Art Quimby	25	581 1954-55
21.7	Walt Droop	15	325 1942-43
21.5	Richard Hamilton	37	795 1997-98
21.5	Richard Hamilton	34	732 1998-99
21.3	Wes Bialosuknia	23	490 1964-65
21.3	Wes Bialosuknia	24	510 1965-66
21.2	Chris Smith	30	637 1991-92
21.1	Ray Allen	32	675 1994-95
21.1	Bill Corley	24	506 1967-68
21.0	Walt Droop	8	168 1945-46
20.9	Bob Staak	24	502 1970-71
20.3	Caron Butler	34	691 2001-02
20.1	Toby Kimball	27	544 1963-64
20.0	Cliff Robinson	31	619 1988-89

Most points as a Senior

	Games	Season
720	Shabazz Napier	40 2013-14
702	Tony Hanson	27 1976-77
673	Wes Bialosuknia	24 1966-67
637	Chris Smith	30 1991-92
619	Cliff Robinson	31 1988-89
592	Ryan Boatright	34 2014-15
586	Jerome Dyson	34 2009-10
581	Art Quimby	25 1954-55
560	Doron Sheffer	35 1995-96
522	R.J. Cole	33 2021-22
515	AJ Price	35 2008-09

Most Points as a Junior

	Games	Season
965	Kemba Walker	41 2010-11
855	Donyell Marshall	34 1993-94
818	Ray Allen	35 1995-96
732	Richard Hamilton	34 1998-99
723	Ben Gordon	39 2003-04
635	Emeka Okafor	36 2003-04
600	Cliff Robinson	34 1987-88
585	Chris Smith	31 1990-91
560	Khalid El-Amin	35 1999-00
554	Tony Hanson	29 1975-76

Most Points as a Sophomore

	Games	Season
795	Richard Hamilton	37 1997-98
691	Caron Butler	34 2001-02
675	Ray Allen	32 1994-95
645	Ben Gordon	33 2002-03
635	Chris Smith	37 1989-90
603	Jeremy Lamb	34 2011-12
524	Emeka Okafor	33 2002-03
503	Rudy Gay	33 2005-06
497	Khalid El-Amin	36 1998-99
497	Kemba Walker	34 2009-10

Most Points as a Freshman

	Games	Season
593	Khalid El-Amin	37 1997-98
538	Cory Thompson	29 1978-79
509	Richard Hamilton	32 1996-97
457	Jeremy Lamb	41 2010-11
451	Earl Kelley	27 1982-83
445	Caron Butler	29 2000-01
444	Mike McKay	28 1978-79
429	Ray Allen	34 1993-94
429	Nadav Henefeld	37 1989-90
429	Jerome Dyson	31 2006-07

Most Points as a Fifth-Year Player (Covid eligibility)

	Games	Season
250	Tyler Polley	33 2021-22
245	Isaiah Whaley	32 2021-22

Most Field Goals Made

	Games	Season
316	Kemba Walker	41 2010-11
307	Donyell Marshall	34 1993-94
292	Ray Allen	35 1995-96
270	Richard Hamilton	37 1997-98
261	Emeka Okafor	36 2003-04
257	Wes Bialosuknia	24 1966-67
255	Ray Allen	32 1994-95
253	Caron Butler	34 2001-02
253	Tony Hanson	27 1976-77
247	Richard Hamilton	34 1998-99
239	Ben Gordon	39 2003-04

Most Field Goal Attempts

	Season
739	Kemba Walker 2010-11
618	Ray Allen 1995-96
614	Richard Hamilton 1997-98
600	Donyell Marshall 1993-94
590	Wes Bialosuknia 1966-67
557	Richard Hamilton 1998-99
551	Ben Gordon 2003-04

Highest Field Goal % (min. 50 FGA)

	FG-FGA	Season
67.4%	Amida Brimah (126-187)	2014-15
66.3%	Amida Brimah (67-101)	2015-16
64.0%	Hasheem Thabeet (178-278)	2008-09
64.0%	Amida Brimah (64-100)	2013-14
63.1%	Chuck Aleksinas (154-244)	1980-81
61.0%	Jeff Adrien (83-136)	2005-06
60.9%	Josh Boone (148-243)	2004-05
60.7%	John Carliton (111-183)	2018-19

Most Free Throws

	Games	Season
258	Kemba Walker	41 2010-11
207	Shabazz Napier	40 2013-14
200	Donyell Marshall	34 1993-94
196	Tony Hanson	29 1976-77
170	Richard Hamilton	34 1998-99
159	Wes Bialosuknia	24 1966-67
158	Cory Thompson	29 1978-79
156	Jerome Dyson	34 2009-10
156	Richard Hamilton	37 1997-98
156	Cliff Robinson	34 1987-88
156	Vincent Yokabaskas	27 1951-52

Free Throws Attempted

	Season
315	Kemba Walker 2010-11
266	Donyell Marshall 1993-94
259	Tony Hanson 1976-77
248	Art Quimby 1954-55
242	Vincent Yokabaskas 1951-52
238	Cliff Robinson 1987-88
238	Shabazz Napier 2013-14

Highest Free Throw%

	FT-FTA	Season
95.1%	Doug Wiggins (39-41)	2007-08
91.5%	Bobby Dulin (43-47)	1980-81
89.9%	Christian Vital (133-148)	2019-20
89.9%	Joe Whelton (62-69)	1974-75
89.7%	Tyler Polley (52-58)	2021-22
89.2%	Craig Austrie (74-83)	2007-08
89.2%	Khalid El-Amin (107-120)	1999-00
88.9%	Albert Mouring (104-117)	2000-01
88.9%	Al Weston (56-63)	1972-73

Minimum of 40 attempts

Most Rebounds

Reb.	Name	Games	Season
*611	Art Quimby	25	1954-55
*588	Art Quimby	26	1953-54
*483	Toby Kimball	23	1964-65
466	Toby Kimball	27	1963-64
430	Art Quimby	21	1952-53
415	Emeka Okafor	36	2003-04
402	John Thomas	29	1975-76

391	Burr Carlson	27	1951-52
388	Hasheem Thabeet	36	2008-09
375	Toby Kimball	24	1962-63
370	Emeka Okafor	33	2002-03
365	Bill Corley	24	1967-68
358	Jeff Adrien	36	2008-09

*NCAA National Leader

Highest Rebound Average

	Games	Reb.	Season
24.4	Art Quimby	25	611 1954-55
*22.6	Art Quimby	26	588 1953-54
*21.0	Toby Kimball	23	483 1964-65
20.5	Art Quimby	21	430 1952-53
17.3	Toby Kimball	27	466 1963-64
15.6	Toby Kimball	24	375 1962-63
15.2	Bill Corley	24	365 1967-68
14.5	Burr Carlson	27	391 1951-52
14.0	Bill Corley	24	336 1965-66
13.9	John Thomas	29	402 1975-76
12.0	Ed Martin	23	277 1958-59
11.9	Bill Corley	24	285 1966-67
11.8	Al Cooper	25	294 1956-57
11.7	Ron Hrubala	23	269 1969-70
11.5	Emeka Okafor	36	415 2003-04
11.5	Walt Griffin	25	288 1959-60
11.0	Emeka Okafor	33	370 2002-03
11.0	Al Cooper	27	297 1957-58

*NCAA National Leader

Most Double-Doubles

Emeka Okafor	24	2003-04
Toby Kimball	23	1964-65
Toby Kimball	23	1963-64
Art Quimby	23	1954-55
Art Quimby	23	1953-54
Bill Corley	22	1967-68
Tony Hanson	20	1976-77

Most Assists

	Games	Season
253	Taliek Brown	39 2003-04
243	Marcus Williams	31 2004-05
212	Doron Sheffer	35 1995-96
212	Kevin Ollie	33 1994-95
209	Kevin Ollie	34 1993-94
198	Marcus Williams	23 2005-06
198	Shabazz Napier	34 2011-12
195	Shabazz Napier	40 2013-14
195*	Jalen Adams	32 2016-17
192	A.J. Price	33 2007-08

*32 games vacated; official NCAA total 0

Most Assists Per Game

	Games	Season
8.6	Marcus Williams	23 2005-06
7.8	Marcus Williams	31 2004-05
6.5	Taliek Brown	39 2003-04
6.4	Kevin Ollie	33 1994-95
6.1	Doron Sheffer	35 1995-96
6.1	Kevin Ollie	34 1993-94
6.1*	Jalen Adams	32 2016-17

*32 games vacated; official NCAA total 0.0

Most Blocked Shots

	Games	Season
*156	Emeka Okafor	33 2002-03
152	Hasheem Thabeet	36 2008-09
147	Hasheem Thabeet	33 2007-08
*147	Emeka Okafor	36 2003-04
138	Emeka Okafor	34 2001-02
121	Amida Brimah	35 2014-15
118	Hasheem Thabeet	31 2006-07
111	Donyell Marshall	34 1993-94
107	Hilton Armstrong	34 2005-06
92	Andre Drummond	34 2011-12
92	Amida Brimah	40 2013-14

*NCAA National Leader

Most Blocked Shots Per Game

	Games	Season
4.7	Emeka Okafor	33 2002-03
4.5	Hasheem Thabeet	33 2007-08
4.2	Hasheem Thabeet	36 2008-09
4.1	Emeka Okafor	36 2003-04
4.1	Emeka Okafor	34 2001-02
3.8	Hasheem Thabeet	31 2006-07
3.5	Amida Brimah	35 2014-15
3.3	Donyell Marshall	34 1993-94
3.1	Hilton Armstrong	34 2005-06

Most Steals

	Games	Season
138	Nadav Henefeld	37 1989-90
112	Scott Burrell	31 1990-91
83	Bobby Dulin	29 1979-80
79	Doron Sheffer	34 1993-94
78	Christian Vital	31 2019-20
77	Kemba Walker	41 2010-11
75	Scott Burrell	30 1991-92
74	Tate George	37 1989-90
73	Shabazz Napier	40 2013-14
71	Caron Butler	34 2001-02

INDIVIDUAL SINGLE SEASON RECORDS

Most Steals Per Game	Games	Season
3.7	37	1989-90
3.6	31	1990-91
2.9	29	1979-80
2.5	30	1991-92
2.5	31	2019-20
2.3	34	1993-94

3-Point Field Goals Made	Games	Season
115	35	1995-96
104	39	2003-04
99	37	1997-98
95	35	1995-96
88	34	2005-06
87	39	2003-04
87	40	2013-14
86	35	2014-15
86	35	1999-00
85	32	1994-95

3-Point Field Goals Made Per Game	Games	Season
3.30	35	1995-96
2.71	35	1995-96
2.70	30	1991-92
2.68	37	1997-98
2.67	39	2003-04

3-Point FG Attempts	Season
247	1995-96
245	1997-98
240	2003-04
234	1995-96
227	2010-11
226*	2016-17
222	1997-98

*33 games vacated; official NCAA total 0

3-Point Field Goal Percentage (Min. 20 3-Point FGA)	Season
48.3	58-120 2013-14
47.8	86-180 1999-00
46.6	115-247 1995-96
46.4	13-28 2021-22
45.3	58-128 1994-95
44.5	85-191 1994-95
43.6	48-110 2001-02
43.3	104-240 2003-04
43.0	43-100 2021-22
42.0	81-193 1991-92

Most Games in a Row With At Least One Successful 3-PT FG	Season
42	1995-96
23	2014-15
23	1991-92
23	1987-88

Most Double Figure Games as a Non-Starter	Season
24	1993-94
24	2005-06
24	1989-90
20	2001-02

Minutes Played	Season
1543	2010-11
1404	2013-14
1346	2003-04
1266	2011-12
1264	2013-14
1245	2008-09
1223	2001-02
1221	1989-90

Minutes Played- Average	Games	Min.	Year
38.1*	30	1144	2017-18
37.6	41	1543	2010-11
37.2	28	1043	2012-13
37.2	34	1266	2011-12
37.0	26	962	1986-87
36.9**	33	1217	2016-17
36.5	31	1130	1990-91
36.3	30	1090	1991-92
36.3	30	1089	2012-13
36.3	21	763	1985-86
36.2	27	977	1981-82
36.0	34	1223	2001-02
35.8	35	1216	2014-15
35.8	28	1001	1981-82
35.5***	32	1137	2016-17
35.3	34	1199	2009-10
35.3	30	1059	1991-92
35.1	40	1404	2013-14

* 29 games vacated; official NCAA total 1 game, 40 minutes (40.0)

** 33 games vacated; official NCAA total 0 games

*** 32 games vacated; official NCAA total 0 games

INDIVIDUAL SINGLE SEASON STATISTICAL CATEGORY LEADERS

SCORING

Year	Name	Ht.	Cl.	Pts.	Avg.
48-49	Pete Lind	6-6	Jr.	243	9.7
49-50	Vincent Yokabaskas	6-2	So.	417	16.7
50-51	Vincent Yokabaskas	6-2	Jr.	404	15.5
51-52	Vincent Yokabaskas	6-2	Sr.	454	16.8
52-53	Art Quimby	6-5	So.	350	16.7
53-54	Art Quimby	6-5	Jr.	423	16.3
54-55	Art Quimby	6-5	Sr.	581	23.2
55-56	Gordon Ruddy	6-1	Sr.	449	16.6
56-57	Bob Osborne	5-11	Sr.	389	15.6
57-58	Jack Rose	5-11	So.	350	13.0
58-59	Jack Rose	5-11	Jr.	383	16.0
59-60	John Pipczynski	6-5	Sr.	394	15.2
60-61	Lenny Carlson	6-0	Jr.	323	13.5
61-62	Lenny Carlson	6-0	Sr.	363	15.1
62-63	Toby Kimball	6-7	So.	362	15.1
63-64	Toby Kimball	6-8	Jr.	544	20.1
64-65	Wes Bialosuknia	6-2	So.	490	21.3
65-66	Wes Bialosuknia	6-2	Jr.	510	21.3
66-67	Wes Bialosuknia	6-2	Sr.	673	28.0
67-68	Bill Corley	6-7	Sr.	506	21.1
68-69	Bob Staak	6-4	So.	408	17.0
69-70	Bob Boyd	5-11	Jr.	515	23.4
70-71	Bob Staak	6-4	So.	502	20.9
71-72	Gary Custick	6-7	So.	458	18.3
72-73	Jimmy Foster	6-1	Jr.	251	15.7
73-74	Jimmy Foster	6-1	Sr.	439	16.3
74-75	Tony Hanson	6-5	So.	467	16.7
75-76	Tony Hanson	6-5	Jr.	554	19.1
76-77	Tony Hanson	6-5	Sr.	702	26.0
77-78	Joe Whelton	6-0	Sr.	383	15.3
78-79	Corny Thompson	6-8	Fr.	538	18.6
79-80	Mike McKay	6-5	So.	484	16.7
80-81	Corny Thompson	6-8	Jr.	435	15.0
81-82	Mike McKay	6-5	Sr.	401	14.3
82-83	Earl Kelley	6-1	Fr.	451	16.7
83-84	Earl Kelley	6-1	So.	259	14.4
84-85	Earl Kelley	6-1	Jr.	471	16.8
85-86	Earl Kelley	6-1	Sr.	411	19.6
86-87	Cliff Robinson	6-11	So.	289	18.1
87-88	Cliff Robinson	6-11	Jr.	600	17.6
88-89	Cliff Robinson	6-11	Sr.	619	20.0
89-90	Chris Smith	6-2	So.	635	17.2
90-91	Chris Smith	6-2	Jr.	585	21.2
91-92	Chris Smith	6-2	Sr.	637	21.2
92-93	Donyell Marshall	6-9	So.	459	17.0
93-94	Donyell Marshall	6-9	Jr.	853	25.1
94-95	Ray Allen	6-5	So.	675	21.1
95-96	Ray Allen	6-5	Jr.	818	23.4
96-97	Richard Hamilton	6-6	Fr.	509	15.9
97-98	Richard Hamilton	6-6	So.	795	21.5
98-99	Richard Hamilton	6-6	Jr.	732	21.5
99-00	Khalid El-Amin	5-10	Jr.	560	16.0
00-01	Caron Butler	6-7	Fr.	445	15.3
01-02	Caron Butler	6-7	So.	691	20.3
02-03	Ben Gordon	6-2	So.	645	19.5
03-04	Ben Gordon	6-3	Jr.	723	18.5
04-05	Charlie Villanueva	6-11	So.	421	13.6
05-06	Rudy Gay	6-9	So.	503	15.2
06-07	Jerome Dyson	6-3	Fr.	429	13.8
07-08	Jeff Adrien	6-7	Jr.	489	14.8
08-09	A.J. Price	6-2	Sr.	515	14.7
09-10	Jerome Dyson	6-3	Sr.	586	17.2
10-11	Kemba Walker	6-1	Jr.	965	23.5
11-12	Jeremy Lamb	6-5	So.	603	17.7
12-13	Shabazz Napier	6-1	Jr.	478	17.1
13-14	Shabazz Napier	6-1	Sr.	720	18.0
14-15	Ryan Boatright	6-0	Sr.	592	17.4
15-16	Rodney Purvis	6-4	R-Jr.	461	12.8
16-17	Jalen Adams*	6-3	So.	461	14.4
17-18	Jalen Adams**	6-3	Jr.	542	18.1
18-19	Jalen Adams	6-3	Sr.	439	16.9
19-20	Christian Vital	6-2	Sr.	507	16.4
20-21	James Bouknight	6-5	So.	281	18.7
21-22	R.J. Cole	6-1	Gr.	522	15.8

* 32 games vacated; official NCAA total 0 points

** 29 games vacated; official NCAA total 6 points

REBOUNDING

Year	Name	Ht.	Cl.	Reb.	Avg.
50-51	William Ebel	6-4	Jr.	216	9.0
51-52	Burr Carlson	6-6	Sr.	391	14.5



Richard Hamilton led the Huskies in scoring in each of his three seasons at UConn.

52-53	Art Quimby	6-5	So.	430	20.5
53-54	Art Quimby	6-5	Jr.	588	22.6
54-55	Art Quimby	6-5	Sr.	611	24.4
55-56	-----	-----	-----	-----	-----
56-57	Al Cooper	6-8	So.	294	11.8
57-58	Al Cooper	6-8	Jr.	297	11.0
58-59	Ed Martin	6-5	Jr.	277	12.1
59-60	Walt Gaffin	6-6	Jr.	288	11.5
60-61	Bob Haines	6-7	So.	209	8.7
61-62	Eddie Slomcenski	6-10	So.	219	9.5
62-63	Toby Kimball	6-8	So.	375	15.6
63-64	Toby Kimball	6-8	Jr.	466	17.3
64-65	Toby Kimball	6-8	Sr.	483	21.0
65-66	Bill Corley	6-7	So.	336	14.0
66-67	Bill Corley	6-7	Jr.	285	11.9
67-68	Bill Corley	6-7	Jr.	365	15.2
68-69	Ron Hrubala	6-5	So.	246	10.3
69-70	Ron Hrubala	6-5	Jr.	269	11.7
70-71	Ron Hrubala	6-5	Sr.	261	10.9
71-72	Cal Chapman	6-5	So.	219	8.8
72-73	Cal Chapman	6-5	Jr.	247	9.9
73-74	John Thomas	6-8	So.	271	10.4
74-75	John Thomas	6-8	Jr.	301	10.8
75-76	John Thomas	6-8	Sr.	402	13.9

INDIVIDUAL SINGLE SEASON STATISTICAL CATEGORY LEADERS

76-77	Tony Hanson	6-5	Sr.	283	10.5
77-78	Jim Abromaitis	6-8	Jr.	228	8.8
78-79	Corny Thompson	6-8	Fr.	289	10.0
79-80	Corny Thompson	6-8	So.	270	9.3
80-81	Corny Thompson	6-8	Jr.	235	8.1
81-82	Corny Thompson	6-8	Sr.	223	8.3
82-83	Bruce Kuczenski	6-10	Sr.	189	6.8
83-84	Tim Coles	6-7	So.	220	7.9
84-85	Tim Coles	6-7	Jr.	183	7.0
85-86	Tim Coles	6-7	Sr.	260	9.3
86-87	Gerry Besselink	6-9	Sr.	300	10.7
87-88	Cliff Robinson	6-11	Jr.	233	6.9
88-89	Cliff Robinson	6-11	Sr.	228	7.4
89-90	Nadav Henefeld	6-7	Fr.	208	5.6
90-91	Rod Sellers	6-9	Jr.	247	8.0
91-92	Rod Sellers	6-9	Sr.	253	8.7
92-93	Donyell Marshall	6-9	So.	210	7.8
93-94	Donyell Marshall	6-9	Jr.	302	8.9
94-95	Travis Knight	7-0	Jr.	272	8.2
95-96	Travis Knight	7-0	Sr.	317	9.3
96-97	Kevin Freeman	6-7	Fr.	210	6.4
97-98	Jake Voskuhl	6-11	So.	262	7.1
98-99	Kevin Freeman	6-7	Jr.	263	7.3
99-00	Jake Voskuhl	6-11	Sr.	219	6.4
00-01	Caron Butler	6-7	Fr.	221	7.6
01-02	Emeka Okafor	6-9	Fr.	306	9.0
02-03	Emeka Okafor	6-9	So.	370	11.2
03-04	Emeka Okafor	6-10	Jr.	415	11.5
04-05	Josh Boone	6-10	So.	259	8.4
05-06	Josh Boone	6-10	Jr.	238	7.0
06-07	Jeff Adrien	6-7	So.	301	9.7
07-08	Jeff Adrien	6-7	Jr.	302	9.2
08-09	Hasheem Thabeet	7-3	Jr.	388	10.8
09-10	Stanley Robinson	6-9	Sr.	260	7.6
10-11	Alex Oriakhi	6-9	So.	358	8.7
11-12	Andre Drummond	6-10	Fr.	257	7.6
12-13	DeAndre Daniels	6-8	So.	165	5.5
13-14	DeAndre Daniels	6-9	Jr.	228	6.0
	Shabazz Napier	6-1	Sr.	234	5.9
14-15	Daniel Hamilton	6-7	Fr.	267	7.6
15-16	Daniel Hamilton	6-7	So.	321	8.9
16-17	Kentan Facey	6-10	Sr.	235	7.1
17-18	Christian Vital	6-2	So.	173	5.4
18-19	Josh Carlton	6-10	So.	204	6.2
19-20	Christian Vital	6-2	Sr.	195	6.3
20-21	Tyrese Martin	6-6	Jr.	165	7.5
21-22	Adama Sanogo	6-9	So.	256	8.8



Christian Vital led the Huskies in scoring, rebounding, steals and free throw percentage for the 2019-20 season.

16-17	Amida Brimah	7-0	Sr.	90/157	.573
17-18	Isaiah Whaley	6-8	Fr.	29/52	.558
18-19	Josh Carlton	6-10	So.	111/183	.607
19-20	Isaiah Whaley	6-8	Jr.	68/126	.540
20-21	Adama Sanogo	6-9	Fr.	77/139	.554
21-22	Isaiah Whaley	6-9	Gr.	96/188	.511

3-POINT PERCENTAGE (min. 20 3-pt. FGA)

Year	Name	Ht.	Cl.	3FG/A	Pct.
86-87	Tate George	6-5	Fr.	10/29	.345
87-88	Phil Gamble	6-4	Jr.	76/182	.418
88-89	Phil Gamble	6-4	Sr.	56/138	.406
89-90	Chris Smith	6-2	So.	75/191	.393
90-91	Chris Smith	6-2	Jr.	46/117	.393
91-92	Chris Smith	6-2	Sr.	81/193	.420
92-93	Brian Fair	6-3	So.	64/166	.386
93-94	Brian Fair	6-3	Jr.	40/98	.408
94-95	Brian Fair	6-3	Sr.	58/128	.453
95-96	Ray Allen	6-5	Jr.	115/247	.466
96-97	Richard Hamilton	6-6	Fr.	70/186	.376
97-98	Richard Hamilton	6-6	So.	99/245	.404
98-99	Albert Mouring	6-3	So.	32/85	.376
99-00	Albert Mouring	6-3	Jr.	86/180	.478
00-01	Albert Mouring	6-3	Sr.	58/155	.374
01-02	Tony Robertson	6-2	Jr.	48/110	.436
02-03	Ben Gordon	6-2	So.	80/191	.419
03-04	Ben Gordon	6-3	Jr.	104/240	.433
04-05	Rudy Gay	6-9	Fr.	28/60	.467
05-06	Rashad Anderson	6-5	Sr.	88/216	.407
06-07	Stanley Robinson	6-9	Fr.	16/42	.381
07-08	Stanley Robinson	6-9	So.	28/67	.418
08-09	A.J. Price	6-2	Sr.	82/204	.402
09-10	Stanley Robinson	6-9	Sr.	27/79	.342
10-11	Jeremy Lamb	6-5	Fr.	46/125	.368
11-12	Niels Giffey	6-7	So.	9/21	.429
12-13	Shabazz Napier	6-1	Jr.	68-171	.398
13-14	Niels Giffey	6-7	Sr.	58-120	.483
14-15	Ryan Boatright	6-0	Sr.	86-209	.411
15-16	Omar Calhoun	6-6	Sr.	28-72	.389
16-17	Vance Jackson	6-8	Fr.	50-126	.397
17-18	Tyler Polley	6-8	Fr.	15-36	.417
18-19	Christian Vital	6-2	Jr.	79-193	.409
19-20	Tyler Polley	6-8	Jr.	30-74	.405
20-21	R.J. Cole	6-1	Sr.	39-101	.386
21-22	Akok Akok	6-9	R-Jr.	13-28	.464

FREE THROW PERCENTAGE

Year	Name	Ht.	Cl.	FT/A	Pct.
47-48	Wallace Luchuk	6-1	Sr.	55/82	.671
48-49	Peter Lind	6-6	Jr.	55/79	.696
49-50	Edward Gates	5-8	Jr.	45/58	.775
50-51	Bill Clark	6-0	Sr.	21/30	.700
51-52	Seymour Menchel	5-8	So.	24/32	.750
52-53	Worthy Patterson	6-3	Jr.	80/119	.672
53-54	-----	----	----	-----	-----
54-55	-----	----	----	-----	-----
55-56	-----	----	----	-----	-----
56-57	Bob Osborne	5-11	Sr.	101/141	.726
57-58	Jack Rose	5-11	So.	86/108	.796
58-59	John Pipczynski	6-5	Jr.	63/87	.725
59-60	John Pipczynski	6-5	Sr.	102/122	.836
60-61	Dale Comey	5-9	So.	49/62	.790
61-62	Lenny Carlson	6-0	Sr.	113/144	.785
62-63	Dom Perno	6-1	Jr.	49/66	.742
63-64	Ed Slomcenski	6-11	Sr.	60/82	.732
64-65	Wes Bialosuknia	6-2	So.	94/118	.797
65-66	Wes Bialosuknia	6-2	Jr.	90/106	.849
66-67	Tom Penders	6-0	Sr.	56/64	.875
67-68	Fred Malan	5-10	Sr.	38/44	.864
69-70	Bobby Boyd	5-11	Jr.	145/193	.751
70-71	Bob Staak	6-4	Sr.	74/90	.822
71-72	Gary Custick	6-7	So.	94/118	.797
72-73	Al Weston	5-10	Fr.	56/63	.889
73-74	Al Weston	5-10	So.	33/50	.660
74-75	Joe Whelton	5-10	Fr.	62/69	.899
75-76	Al Weston	5-10	Sr.	59/74	.797
76-77	Joe Whelton	5-11	Jr.	63/80	.788
77-78	Dennis Wolff	6-3	Sr.	42/50	.840
78-79	Randy LaVigne	6-3	Sr.	63/74	.851
79-80	Corny Thompson	6-8	So.	123/155	.794
80-81	Bobby Dulin	5-11	Sr.	43/47	.915
81-82	Karl Hobbs	5-8	So.	41/53	.774
82-83	Karl Hobbs	5-8	Jr.	82/99	.828

FIELD GOAL PERCENTAGE (min. 50 FGA)					
Year	Name	Ht.	Cl.	FG/A	Pct.
48-49	Charlie Muzikevik	6-0	Jr.	83/219	.378
49-50	Vincent Yokabaskas	6-2	So.	159/416	.382
50-51	Wallace Widholm	6-2	Jr.	74/213	.347
51-52	Vincent Yokabaskas	6-2	Sr.	156/242	.384
52-53	Art Quimby	6-5	Sr.	125/307	.407
53-54	-----	----	----	-----	-----
54-55	Art Quimby	6-5	Sr.	227/546	.416
55-56	-----	----	----	-----	-----
56-57	Al Cooper	6-8	So.	129/272	.474
57-58	Al Cooper	6-8	Jr.	134/296	.454
58-59	Al Cooper	6-8	Sr.	58/128	.452
60-61	Pete Kelly	6-3	Sr.	82/171	.480
61-62	Ed Slomcenski	6-10	So.	82/168	.488
62-63	Ed Slomcenski	6-10	Jr.	135/272	.496
63-64	Ed Slomcenski	6-10	Sr.	78/148	.527
64-65	Toby Kimball	6-5	Sr.	177/311	.570
65-66	Bill Corley	6-7	So.	141/268	.525
66-67	Bill Corley	6-7	Jr.	122/247	.494
67-68	Bill Corley	6-7	Sr.	183/389	.469
68-69	Tony Budzinsky	6-7	Jr.	89/195	.462
69-70	Bob Staak	5-11	Jr.	168/367	.457
70-71	Bob Staak	5-11	Sr.	214/436	.491
71-72	Gary Custick	6-7	So.	182/339	.537
72-73	Earl Wilson	6-5	So.	142/294	.489
73-74	Gary Custick	6-7	Sr.	105/202	.520
74-75	Lee Otis Wilson	6-3	Jr.	164/332	.494
75-76	Jeff Carr	6-8	Fr.	95/170	.559
76-77	Tony Hanson	6-5	Sr.	253/484	.523
77-78	Jeff Carr	6-8	Jr.	110/193	.570
78-79	Jeff Carr	6-8	Sr.	113/195	.579
79-80	Jim Abromaitis	6-8	Sr.	112/185	.605
80-81	Chuck Aleksinas	6-11	Jr.	154/244	.631
81-82	Norman Bailey	6-5	So.	111/202	.550
82-83	Karl Hobbs	5-8	Jr.	124/233	.532
83-84	Ray Broxton	6-7	Jr.	110/210	.524
84-85	Ray Broxton	6-7	Sr.	171/310	.552
85-86	Tim Coles	6-7	Sr.	139/266	.523
86-87	Jeff King	6-10	Jr.	124/249	.498
87-88	Tate George	6-5	So.	115/230	.500
88-89	Cliff Robinson	6-11	Sr.	235/500	.470
89-90	Rod Sellers	6-9	So.	114/212	.538
90-91	Rod Sellers	6-9	Jr.	134/242	.554
91-92	Rod Sellers	6-9	Sr.	116/196	.592
92-93	Donyell Marshall	6-9	So.	166/332	.500
93-94	Donny Marshall	6-6	Jr.	152/294	.517
94-95	Travis Knight	7-0	Jr.	129/231	.558
95-96	Kirk King	6-8	Jr.	142/247	.575
96-97	Antric Klaiber	6-10	So.	34/63	.540
97-98	Antric Klaiber	6-10	Jr.	38/66	.576
98-99	Kevin Freeman	6-7	Jr.	163/277	.581
99-00	Jake Voskuhl	6-11	Sr.	109/191	.578
00-01	Johnnie Selvie	6-7	Jr.	133/243	.547
01-02	Emeka Okafor	6-9	Fr.	105/178	.590
02-03	Emeka Okafor	6-9	So.	221/381	.580
03-04	Emeka Okafor	6-10	Jr.	261/436	.599
04-05	Josh Boone	6-10	So.	148/243	.609
05-06	Jeff Adrien	6-6	Fr.	83/136	.610
06-07	Curtis Kelly	6-9	Fr.	30/54	.556
07-08	Hasheem Thabeet	7-3	So.	114/189	.603
08-09	Hasheem Thabeet	7-3	Jr.	178/278	.640
09-10	Garvin Edwards	6-10	Sr.	132/223	.592
10-11	Alex Oriakhi	6-9	So.	153/302	.507
11-12	Andre Drummond	6-10	Fr.	157-292	.538
12-13	Enosch Wolf	7-1	Jr.	36/61	.590
13-14	Amida Brimah	7-0	Fr.	64/100	.640
14-15	Amida Brimah	7-0	So.	126/187	.674
15-16	Amida Brimah	7-0	Jr.	67/101	.663

INDIVIDUAL SINGLE SEASON STATISTICAL CATEGORY LEADERS

83-84	Earl Kelley	6-1	So.	77/94	.819
84-85	Ray Broxton	6-7	Sr.	48/55	.873
85-86	Earl Kelley	6-1	Sr.	141/162	.870
86-87	Tate George	6-5	Fr.	69/89	.775
87-88	Tate George	6-5	So.	98/118	.831
88-89	Tate George	6-5	Jr.	69/91	.758
89-90	Chris Smith	6-2	So.	146/180	.811
90-91	John Gwynn	6-1	Sr.	89/121	.736
91-92	Chris Smith	6-3	Sr.	152/190	.800
92-93	Donyell Marshall	6-9	So.	107/129	.829
93-94	Ray Allen	6-5	Fr.	80/101	.792
94-95	Donny Marshall	6-7	Sr.	136/164	.829
95-96	Doron Sheffer	6-5	Sr.	101/119	.849
96-97	Richard Hamilton	6-6	Fr.	91/116	.784
97-98	Richard Hamilton	6-6	So.	156/185	.843
98-99	Richard Hamilton	6-6	Jr.	170/204	.833
99-00	Khalid El-Amin	5-10	Jr.	107/120	.892
00-01	Albert Mouring	6-3	Sr.	104/117	.889
01-02	Caron Butler	6-7	So.	155/199	.779
	Tony Robertson	6-2	Jr.	60/77	.779
02-03	Tony Robertson	6-2	Sr.	76/93	.817
03-04	Ben Gordon	6-3	Jr.	141/170	.829
04-05	Denham Brown	6-6	Jr.	68/84	.810
05-06	Denham Brown	6-6	Sr.	79/91	.862
06-07	Craig Austrie	6-3	So.	31/41	.756
07-08	Doug Wiggins	6-1	So.	39/41	.951
08-09	Craig Austrie	6-3	Sr.	72/89	.809
09-10	Gavin Edwards	6-10	Sr.	97/124	.782
10-11	Kemba Walker	6-1	Jr.	258/315	.819
11-12	Jeremy Lamb	6-5	So.	98/121	.810
12-13	Niels Giffey	6-7	Jr.	36/41	.878
13-14	Shabazz Napier	6-1	Sr.	207/238	.870
14-15	Ryan Boatright	6-0	Sr.	142/167	.850
15-16	Jalen Adams	6-3	Fr.	44/51	.863
16-17	Jalen Adams*	6-3	So.	77/93	.828
17-18	Chistian Vital	6-2	So.	132/156	.846
18-19	Jalen Adams	6-3	Sr.	58/70	.829
19-20	Christian Vital	6-2	Sr.	133/148	.899
20-21	Tyler Polley	6-9	Sr.	19/21	.905
21-22	Tyler Polley	6-9	Gr.	52/58	.897

* 32 games vacated; official NCAA total .000

ASSISTS

Year	Name	HT	CL.	Ast.	Avg.
69-70	Bobby Boyd	5-11	Jr.	121	5.5
70-71	Bobby Boyd	5-11	Sr.	107	4.5
71-72	Doug Melody	6-0	Sr.	112	4.5
72-73	Al Weston	5-10	Fr.	67	3.7
73-74	Jimmy Foster	6-1	Sr.	114	4.2
74-75	Joe Whelton	5-10	Fr.	86	3.1
75-76	Joe Whelton	5-10	So.	138	4.8
76-77	Randy LaVigne	6-3	So.	93	3.6
77-78	Joe Whelton	6-0	Sr.	107	4.3
78-79	Randy LaVigne	6-3	Sr.	112	3.9
79-80	Bobby Dulin	5-11	Jr.	124	4.3
80-81	Karl Hobbs	5-8	Fr.	136	4.7
81-82	Karl Hobbs	5-8	So.	106	3.8
82-83	Karl Hobbs	5-8	Jr.	114	4.1
83-84	Karl Hobbs	5-8	Sr.	178	6.4
84-85	Earl Kelley	6-1	Jr.	134	4.8
85-86	Earl Kelley	6-1	Sr.	135	6.4
86-87	Tate George	6-5	Fr.	156	6.0
87-88	Tate George	6-5	So.	190	5.6
88-89	Tate George	6-5	Jr.	152	4.9
89-90	Tate George	6-5	Sr.	179	4.8
90-91	Chris Smith	6-2	Jr.	105	3.4
91-92	Chris Smith	6-2	Sr.	112	3.7
92-93	Kevin Ollie	6-3	So.	158	5.6
93-94	Kevin Ollie	6-3	Jr.	209	6.2
94-95	Kevin Ollie	6-3	Sr.	212	6.4
95-96	Doron Sheffer	6-5	Sr.	212	6.1
96-97	Ricky Moore	6-2	So.	152	5.4
97-98	Khalid El-Amin	5-10	Fr.	156	4.2
98-99	Khalid El-Amin	5-10	So.	140	3.9
99-00	Khalid El-Amin	5-10	Jr.	183	5.2
00-01	Taliek Brown	6-1	Fr.	157	4.9
01-02	Taliek Brown	6-1	So.	172	5.1
02-03	Ben Gordon	6-2	So.	156	4.7
	Taliek Brown	6-1	Jr.	140	4.8
03-04	Taliek Brown	6-1	Sr.	253	6.5
04-05	Marcus Williams	6-3	So.	243	7.8
05-06	Marcus Williams	6-3	Jr.	198	8.6
06-07	A.J. Price	6-2	So.	113	3.6

07-08	A.J. Price	6-2	Jr.	192	5.8
08-09	A.J. Price	6-2	Sr.	164	4.7
09-10	Kemba Walker	6-1	So.	172	5.1
10-11	Kemba Walker	6-1	Jr.	184	4.5
11-12	Shabazz Napier	6-1	So.	198	5.8
12-13	Shabazz Napier	6-1	Jr.	129	4.6
	Ryan Boatright	6-0	So.	131	4.4
13-14	Shabazz Napier	6-1	Sr.	195	4.9
14-15	Ryan Boatright	6-0	Sr.	129	3.8
15-16	Daniel Hamilton	6-7	So.	170	4.7
16-17	Jalen Adams*	6-3	So.	195	6.1
17-18	Jalen Adams**	6-3	Jr.	141	4.7
18-19	Alterique Gilbert	6-0	R-So.	91	3.6
19-20	Alterique Gilbert	6-0	R-Jr.	113	3.8
20-21	R.J. Cole	6-1	Sr.	99	4.3
21-22	R.J. Cole	6-1	Gr.	136	4.1

* 32 games vacated; official NCAA total 0

** 29 games vacated; official NCAA total 5 assists (5.0)

BLOCKED SHOTS

Year	Name	Ht.	Cl.	Bk.	Avg.
80-81	Chuck Aleksinas	6-11	Jr.	22	0.7
81-82	Corny Thompson	6-8	Sr.	15	0.6
82-83	Bruce Kuczenski	6-10	Sr.	24	0.9
83-84	Tim Coles	6-7	So.	12	0.4
84-85	Ray Broxton	6-7	Sr.	13	0.5
85-86	Jeff King	6-10	So.	15	0.6
86-87	Jeff King	6-10	Jr.	48	1.7
87-88	Cliff Robinson	6-11	Jr.	49	1.4
88-89	Cliff Robinson	6-11	Sr.	44	1.4
89-90	Rod Sellers	6-9	So.	31	0.8
90-91	Scott Burrell	6-7	So.	40	1.3
91-92	Donyell Marshall	6-9	Fr.	78	2.6
92-93	Donyell Marshall	6-9	So.	56	2.1
93-94	Donyell Marshall	6-9	Jr.	111	3.3
94-95	Travis Knight	7-0	Jr.	56	1.7
95-96	Travis Knight	7-0	Sr.	68	2.0
96-97	Jake Voskuhl	6-11	Fr.	46	1.4
97-98	Jake Voskuhl	6-11	So.	49	1.3
98-99	Jake Voskuhl	6-11	Jr.	51	1.5
99-00	Jake Voskuhl	6-11	Sr.	47	1.4
00-01	Johnnie Selvie	6-7	Jr.	32	1.0
01-02	Emeka Okafor	6-9	Fr.	138	4.1
02-03	Emeka Okafor	6-9	So.	155	4.7
03-04	Emeka Okafor	6-10	Jr.	147	4.1
04-05	Josh Boone	6-10	So.	90	2.9
05-06	Hilton Armstrong	6-11	Sr.	107	3.2
06-07	Hasheem Thabeet	7-3	Fr.	118	3.8
07-08	Hasheem Thabeet	7-3	So.	147	4.5
08-09	Hasheem Thabeet	7-3	Jr.	152	4.2
09-10	Gavin Edwards	6-10	Sr.	69	2.0
10-11	Alex Oriakhi	6-9	So.	67	1.6
11-12	Andre Drummond	6-10	Fr.	92	2.7
12-13	DeAndre Daniels	6-8	So.	45	1.5
13-14	Amida Brimah	7-0	Fr.	92	2.3
14-15	Amida Brimah	7-0	So.	121	3.5
15-16	Amida Brimah	7-0	Jr.	67	2.7
16-17	Amida Brimah	7-0	Sr.	87	2.6
17-18	Isaiah Whaley	6-8	Fr.	30	1.0
18-19	Josh Carlton	6-10	So.	59	1.8
19-20	Akok Akok	6-9	R-Fr.	66	2.6
20-21	Isaiah Whaley	6-9	Sr.	60	2.6
21-22	Isaiah Whaley	6-9	Gr.	71	2.2

STEALS

Year	Name	Ht.	Cl.	Stl.	Avg.
78-79	Randy LaVigne	6-3	Jr.	56	1.9
79-80	Bobby Dulin	5-11	Jr.	83	2.9
80-81	Bobby Dulin	5-11	Sr.	52	1.8
81-82	Norman Bailey	6-5	So.	61	2.2
82-83	Karl Hobbs	5-8	Jr.	47	1.7
83-84	Karl Hobbs	5-8	Sr.	37	1.3
84-85	Earl Kelley	6-1	Jr.	31	1.1
85-86	Earl Kelley	6-1	Sr.	31	1.5
86-87	Tate George	6-5	Fr.	35	1.4
87-88	Tate George	6-5	So.	44	1.3
88-89	Cliff Robinson	6-11	Sr.	55	1.8
89-90	Nadav Henefeld	6-7	Fr.	138	3.7
90-91	Scott Burrell	6-7	So.	112	3.6
91-92	Scott Burrell	6-7	Jr.	75	2.5
92-93	Scott Burrell	6-7	Sr.	63	2.4
93-94	Doron Sheffer	6-5	Fr.	79	2.3
94-95	Ray Allen	6-5	So.	61	1.9



Amida Brimah led the Huskies in blocked shots in each of his four seasons.

95-96	Doron Sheffer	6-5	Sr.	65	1.9
96-97	Ricky Moore	6-2	So.	48	1.7
97-98	Khalid El-Amin	5-10	Fr.	68	1.8
98-99	Khalid El-Amin	5-10	So.	59	1.6
99-00	Khalid El-Amin	5-10	Jr.	59	1.7
00-01	Caron Butler	6-7	Fr.	63	2.2
01-02	Caron Butler	6-7	So.	71	2.1
02-03	Ben Gordon	6-2	So.	38	1.2
03-04	Ben Gordon	6-3	Jr.	53	1.4
04-05	Marcus Williams	6-3	So.	35	1.1
05-06	Rudy Gay	6-9	So.	58	1.8
06-07	Jerome Dyson	6-3	Fr.	58	1.9
07-08	A.J. Price	6-2	Jr.	43	1.3
08-09	Jerome Dyson	6-4	Jr.	44	1.8
09-10	Kemba Walker	6-1	So.	70	2.1
10-11	Kemba Walker	6-1	Jr.	77	1.9
11-12	Shabazz Napier	6-1	So.	56	1.7
12-13	Shabazz Napier	6-1	Jr.	56	2.0
13-14	Shabazz Napier	6-1	Sr.	73	1.8
14-15	Ryan Boatright	6-0	Sr.	46	1.4
15-16	Jalen Adams	6-2	Fr.	39	1.1
16-17	Jalen Adams*	6-3	So.	35	1.1
	Christian Vital	6-2	Fr.	35	1.1
17-18	Christian Vital	6-2	So.	50	1.6
18-19	Christian Vital	6-2	Jr.	52	1.6
19-20	Christian Vital	6-2	Sr.	78	2.5
20-21	R.J. Cole	6-1	Sr.	27	1.2
21-22	Andre Jackson	6-6	So.	38	1.2

* 32 games vacated; official NCAA total 0 steals (0.0)

TEAM SINGLE GAME RECORDS

Most Points

130	Tennessee Tech	12/30/93
129	Morehead State	12/23/05
124	Maine	1/30/57
124	Meriden HS	1905-06
123	Quinnipiac	12/30/04
119	New Hampshire	1/12/66
119	Hartford Public HS	1905-06

Most Points Allowed

127 (6ot)	Syracuse	3/12/09
122	Holy Cross	12/20/69
116	Maine	2/8/69
112	Niagara	1/16/60
110 (ot)	Maine	2/17/73
110	Boston College	12/9/60
110	St. Louis	3/12/55
109 (2ot)	Auburn	11/24/21
108	Syracuse	2/1/94
108	Providence	1/19/91
108	Providence	3/8/75

Most Points Combined

244 (6ot)	Syracuse	3/12/09
226	Holy Cross	12/20/69
224 (2ot)	Auburn	11/24/21
215 (ot)	Maine	2/17/73
213	St. Louis	3/12/55
210	Providence	1/19/91
208	Tennessee Tech	12/30/93
203	Syracuse	2/1/94

Largest Margin of Victory

70 pts	vs. CCSU (116-46)	1/23/96
68 pts	vs. Morehead State (129-61)	12/23/05
68 pts	vs. CCSU (115-47)	1/10/91

Largest Margin of Defeat

74 pts	vs. Wesleyan (12-86)	1905-06
--------	----------------------	---------

Most Rebounds

81	New Hampshire	2/27/65
----	---------------	---------

Most Assists

34	Sacred Heart	12/3/02
30	CCSU	12/22/04
30	Sacred Heart	11/22/03
30	Fairfield	12/22/00
30	Winthrop	1/2/94
30	US International	1/28/85

Most Opponent Assists

30	Georgetown	3/6/85
29	Pittsburgh	2/24/86
27	Villanova	2/18/83
27	Syracuse	1/18/84

Most Turnovers

32	Fairfield	12/6/83
27	Syracuse	3/12/09
27	Pittsburgh	12/4/96
26	3 times	

Most Opponent Turnovers

35	Lafayette	11/25/94
33	St. John's	1/22/91
31	4 Times	

Most Three-Point FGs

16	USF	2/8/17
15	Auburn	11/24/21
15	Hartford	12/28/97
14	Seton Hall	1/8/22
14	Iona	12/20/03
14	Maine	12/6/13
13	6 Times	

Most Three-Point Attempts

35	Syracuse	3/12/09
33	Tulsa	1/26/20
32	FDU	12/8/10
32	Syracuse	3/9/06
31	Tulsa	2/15/18
31	at Tulsa	1/16/19
30	5 Times	

Most Opponent Three-Point FGs

17 (2ot)	Tulsa	1/3/18
15	Villanova	1/20/18
15	Cincinnati	3/18/95
14	5 times	

Most Opponent Three-Point Attempts

41 (2ot)	Tulsa	1/3/18
40	Villanova	1/20/18
38	UT-Chattanooga	3/16/95
36	St. Bonaventure	12/28/01
36	Furman	11/21/15
35	Northeastern	12/6/04

Most Blocked Shots

19	Notre Dame	2/21/06
19	Fla. Int'l.	11/30/04
17	Providence	1/31/09
17	Texas Southern	12/2/05

17	Quinnipiac	12/30/04
17	St. John's	2/5/05

Most Opponent Blocked Shots

13	Syracuse	3/14/03
12	Memphis	2/19/15
12	Syracuse	2/10/10
12	South Florida	2/16/08
12	Florida State	11/26/97
12	Georgetown	2/23/91
12	Tulane	1/2/16

Most Steals

24	Hartford	12/7/89
22	Lafayette	11/25/94
21	Wagner	1/27/98

Most Opponent Steals

19	Washington	3/24/06
17	Syracuse	1/23/95

Most FTs Made

39	Fairfield	12/23/98
39	Quinnipiac	11/18/12
38	Four Times	

Most Opponent FTs Made

40	Syracuse	3/12/09
39	Colby	12/1/56
38	Cincinnati	3/11/17
37	Villanova	1/11/92

Most FGs Made

50	Maine	1/30/57
49	Tennessee Tech	12/30/93
49	CCSU	1/10/91
47	UNC Asheville	12/21/02

Most Opponent FGs Made

44	Maine	2/8/69
44	Syracuse	12/23/72
39	Syracuse	3/12/09
39	Georgetown	3/6/85

Most Points in a Half

68	Hartford	12/29/96
68	AIC	12/23/57
67	Morehead State	12/23/05
67	Quinnipiac	12/30/04
66	UNC Asheville	12/21/02

Most Opponent Points in a Half

69	Holy Cross	12/20/69
64	Niagara	1/16/60
63	Providence	1/19/91
60	Syracuse	2/1/94

Fewest Points in a Half (since 1980)

9	UMass	12/10/02
12	Houston	12/28/16
13	St. Peter's	2/3/87
13	Stanford	12/18/13
15	USF	2/3/13
16	Pittsburgh	2/24/86

Fewest Opponent Points in a Half (since 1980)

11	Providence	2/5/02
13	Yale	11/29/96
13	Manhattan	1/28/82
13	USF	2/25/16
14	USF	2/12/14
14	USF	3/12/15

Highest FG % (since 1980)

67.5 (27-40)	Louisiana Tech	3/21/88
67.2 (43-64)	Towson St.	11/27/93
66.1 (39-59)	UMass	1/27/81
66.0 (33-50)	Maryland- Eastern Shore	12/17/12
65.9 (29-44)	Minnesota	11/28/84
64.2 (43-67)	New Hampshire	11/26/01

Highest Opponent FG% (since 1980)

68.6 (35-51)	St. John's	1/2/90
68.1 (32-47)	Villanova	2/23/81
67.5 (27-40)	Providence	1/21/84
66.7 (24-36)	Yale	1/26/82
66.1 (37-56)	Syracuse	1/18/84

Lowest FG% (since 1980)

23.8 (19-80)	Notre Dame	2/8/97
25.9 (14-54)	Houston	3/15/19
26.0 (21-75)	Seton Hall	3/10/89
26.2 (22-84)	Kansas	1/28/95
27.8 (15-54)	Memphis	3/5/15
28.4 (19-67)	Georgetown	

Lowest Opponent FG% (since 1980)

15.4 (10-65)	New Hampshire	12/12/90
18.8 (12-64)	Butler	4/4/11
20.3 (13-64)	Harvard	12/28/88
21.3 (13-61)	Coppin State	12/27/06

Highest Three-Point% (min. 15 att.)

68.4 (13-19)	Providence	2/8/03
66.7 (16-24)	USF	2/8/17
64.7 (11-17)	USF	3/12/15
64.7 (11-17)	Yale	11/11/13
60.0 (12-20)	St. Bonaventure	1/2/03
60.0 (9-15)	Miami	2/18/04

Highest Opponent Three-Point% (min. 15 att.)

64.7 (11-17)	Texas A&M	11/24/89
62.5 (10-16)	Pittsburgh	3/4/89
62.5 (10-16)	Syracuse	2/11/12

Lowest Three-Point% (min. 15 att.)

00.0 (0-15)	USF	3/3/19
06.7 (1-15)	Boston College	2/1/03
10.0 (2-20)	Georgetown	2/1/12
11.1 (2-18)	Georgetown	3/7/93
11.1 (2-18)	UCF	11/25/11
11.1 (2-18)	Cincinnati	3/6/13

Lowest Opponent Three-Point% (min. 15 att.)

06.3 (1-16)	Notre Dame	1/3/98
09.1 (2-22)	Cincinnati	3/9/08
10.5 (2-19)	Georgetown	1/11/97
11.1 (2-18)	Four Times	

Highest Free Throw% (min. 15 att.)

96.2 (25-26)	Rutgers	2/19/03
95.7 (22-23)	Colorado	3/17/16
95.5 (21-22)	NC State	3/17/02
95.5 (21-22)	Michigan State	3/30/14
95.2 (20-21)	UCF	1/10/18
95.0 (19-20)	Seton Hall	3/9/00
94.7 (18-19)	Colgate	11/10/17
94.1 (16-17)	Syracuse	2/28/99
94.1 (16-17)	Seton Hall	1/3/12
93.8 (15-16)	Seton Hall	3/3/21

Lowest Free Throw% (min. 15 att.)

26.7 (4-15)	Indiana	11/15/96
-------------	---------	----------

Largest Single Game Attendance Figures in UConn History (all crowds 30,000 or more listed)

1.	79,444	vs. Florida (NCAA National Semifinal)	AT&T Stadium, Arlington, TX	4/5/14
2.	79,238	vs. Kentucky (NCAA Championship Game)	AT&T Stadium, Arlington, TX	4/7/14
3.	75,421	vs. Kentucky (NCAA National Semifinal)	Reliant Stadium, Houston, TX	4/2/11
4.	72,456	vs. Michigan St. (NCAA National Semifinal)	Ford Field, Detroit, MI	4/4/09
5.	70,376	vs. Butler (NCAA Championship Game)	Reliant Stadium, Houston, TX	4/4/11
6.	44,417	vs. Georgia Tech (NCAA Championship Game)	Alamodome, San Antonio, TX	4/5/04
6.	44,417	vs. Duke (NCAA National Semifinal)	Alamodome, San Antonio, TX	4/3/04
8.	41,340	vs. Duke (NCAA Championship Game)	Tropicana Field, Tampa, FL	3/29/99
8.	41,340	vs. Ohio State (NCAA National Semifinal)	Tropicana Field, Tampa, FL	3/27/99
10.	33,430	at Syracuse	Carrier Dome, Syracuse, NY	2/11/12
11.	33,009	vs. Texas (NCAA South Region Semifinal)	Alamodome, San Antonio, TX	3/28/03
12.	32,944	at Syracuse	Carrier Dome, Syracuse, NY	3/7/04
13.	32,820	at Syracuse	Carrier Dome, Syracuse, NY	2/10/90
14.	32,376	at Syracuse	Carrier Dome, Syracuse, NY	2/17/07
15.	32,293	vs. Eastern Michigan (NCAA Mideast Region 2nd Round)	RCA Dome, Indianapolis, IN	3/16/96
16.	32,250	vs. Indiana	RCA Dome, Indianapolis, IN	11/15/96
17.	31,373	vs. Colgate (NCAA Mideast Region 1st Round)	RCA Dome, Indianapolis, IN	3/14/96
18.	31,211	at Syracuse	Carrier Dome, Syracuse, NY	2/12/95
19.	30,461	vs. Duke (NCAA Midwest Region Semifinal)	Silverdome, Pontiac, MI	3/22/91
20.	30,367	at Syracuse	Carrier Dome, Syracuse, NY	2/28/99
21.	30,136	at Syracuse	Carrier Dome, Syracuse, NY	1/19/85

INDIVIDUAL SINGLE GAME RECORDS

Most Points

51	Bill Corley vs. New Hampshire	1/10/68
50	Wes Bialosuknia vs. Maine	2/4/67
49	Art Quimby at Boston College	12/13/54
46	Art Quimby at Maine	2/12/55
43	Toby Kimball vs. Colgate	2/22/64
43	Art Quimby at New Hampshire	2/11/55
43	Al Weston at Boston University	2/7/73
42	Kemba Walker vs. Vermont	11/17/10
42	Cliff Robinson vs. Hartford	12/29/87
42	Tony Hanson at Vermont	2/19/77
42	Wes Bialosuknia vs. N. Hampshire	2/21/67
42	Donyell Marshall at St. John's	1/15/94
42	Donyell Marshall vs. St. John's	3/11/94
40	Ed Slomcenski vs. Maine	1/12/63
40	Wes Bialosuknia vs. Rhode Island	1/14/67
40	Wes Bialosuknia vs. Rutgers	2/23/67
40	Amida Brimah vs. Coppin State	12/14/14
40	James Bouknight vs. Creighton (GP)	12/20/20

Most Points in a Half

32 (2nd H)	Tony Hanson vs. Vermont	2/19/77
31 (2nd H)	Bill Corley vs. New Hampshire	1/10/68
30 (2nd H)	Jalen Adams vs. Oklahoma St.	11/21/16
29 (2nd H)	Wes Bialosuknia vs. Maine	2/4/67
29 (2nd H)	Kemba Walker vs. Wichita State	11/22/10
28 (1st H)	Richard Hamilton vs. Fairfield	12/30/97
27 (1st H)	Wes Bialosuknia vs. Rutgers	2/23/67
26 (1st H)	Donyell Marshall vs. St. John's	3/11/94
26 (2nd H)	Caron Butler vs. Maryland	3/24/02
26 (2nd H)	Ryan Boatright at Houston	2/1/15
25 (2nd H)	Tyrese Martin at Butler	1/20/22
25 (2nd H)	Al Weston vs. Boston University	2/7/73
25 (2nd H)	Shabazz Napier at Houston	12/31/13

Most Field Goals

21 (of 35)	Wes Bialosuknia vs. Maine	2/4/67
------------	---------------------------	--------

Most Rebounds

40	Art Quimby vs. Boston University	1/11/55
34	Toby Kimball vs. New Hampshire	2/27/65

Most Steals

9	Jerome Dyson vs. St. John's	1/8/08
9	Scott Burrell vs. Maine	12/9/90
8	Richard Hamilton vs. Boston University	11/17/97
8	Bobby Dulin vs. New Hampshire	12/4/79
8	Bobby Dulin vs. Providence	1/23/80

Most Assists

16	Marcus Williams vs. Notre Dame	1/30/05
16	Marcus Williams vs. CCSU	12/22/04
14*	Craig Austrie vs. Quinnipiac	12/30/05
14	Kevin Ollie vs. Boston College	2/21/95
14	Kevin Ollie vs. Tennessee Tech	12/30/93
14	Earl Kelley vs. Boston University	12/7/85
13	Shabazz Napier vs. Coppin State	11/20/11
13	Shabazz Napier vs. Holy Cross	12/18/11
13	Marcus Williams vs. Notre Dame	2/21/06
13	Marcus Williams vs. Providence	2/15/05
13	Taliek Brown vs. Miami	2/18/04
13*	Marcus Williams vs. Sacred Heart	11/22/03
13	Earl Kelley vs. Central Connecticut	1/29/86

*-- as a freshman

Most Blocked Shots

10#	Hasheem Thabeet vs. Providence	1/31/09
10#	Hasheem Thabeet vs. Notre Dame	1/5/08
10*	Hasheem Thabeet vs. Texas Southern	12/3/06
10	Emeka Okafor vs. Army	12/6/03
10	Donyell Marshall vs. Hartford	1/17/94
9	Amida Brimah vs. Maine	11/13/15
9	Hasheem Thabeet vs. Seton Hall	2/14/09
9	Hasheem Thabeet vs. Florida A&M	11/26/07
9*	Hasheem Thabeet vs. Fairfield	11/18/06
9	Hilton Armstrong vs. Louisville	3/4/06
9	Josh Boone vs. St. John's	2/5/05
9	Emeka Okafor vs. Oklahoma	1/11/04
9*	Emeka Okafor vs. Arizona	1/26/02
9*	Emeka Okafor vs. Rutgers	1/30/02
9*	Emeka Okafor vs. Boston College	2/16/02
9	Cliff Robinson vs. Georgetown	2/6/88

#-- UConn BIG EAST record

*-- as a freshman

Most 3-Point FGA

14	Rashad Anderson vs. Rice	12/19/04
14	Richard Hamilton vs. North Carolina	3/21/98
14	Ray Allen vs. Rutgers	2/28/96
14	Christian Vital vs. Tulsa (2ot)	1/3/18

Most 3-Point Field Goals Made

9 (of 14)	Ray Allen vs. Rutgers	2/28/96
8 (of 12)	Ray Allen vs. Miami	1/31/95

8 (of 13)	A.J. Price vs. Marquette	2/25/09
8 (of 13)	Ben Gordon vs. Quinnipiac	12/13/03

Best FG% (min. 10 FGM)

100.0 (13-13)	Amida Brimah vs. Coppin State	12/14/14
100.0 (10-10)	Kirk King vs. Providence	1/13/96
91.7 (11-12)	Andre Drummond vs. Holy Cross	12/18/11
91.7 (11-12)	Rod Sellers vs. Maine	12/9/89
90.9 (10-11)	Charlie Villanueva vs. Rice	1/2/04
90.9 (10-11)	Travis Knight vs. St. John's	1/17/96
86.7 (13-15)	Mike McKay vs. Yale	12/1/79
85.7 (12-14)	Ben Gordon vs. Miami	1/20/03
85.7 (12-14)	Richard Hamilton vs. Nebraska	3/21/97
85.7 (18-21)	Tony Hanson vs. Vermont	2/19/77

Best FT% (min. 12 FTM)

100.0 (20-20)	Donyell Marshall vs. St. John's	1/15/94
100.0 (13-13)	Tony Robertson vs. Rutgers	2/19/03
100.0 (12-12)	Caron Butler vs. NC State	1/17/02
100.0 (12-12)	Earl Kelley vs. Seton Hall	1/21/86
100.0 (12-12)	Cory Thompson vs. Fordham	1/16/80
100.0 (12-12)	Bob Boyd vs. Florida Southern	2/8/71

Most Points by a Freshman (since 1986-87)

31	Richard Hamilton vs. Nebraska	3/21/97
31	Richard Hamilton vs. Pittsburgh	2/25/97
30	Khalid El-Amin vs. Notre Dame	2/17/98
29	Caron Butler vs. Boston College	1/3/01
29	Khalid El-Amin vs. Arizona State	11/28/97
29	Khalid El-Amin vs. West Virginia	12/3/97
29	Khalid El-Amin vs. Hartford	12/28/97
29	Khalid El-Amin vs. St. John's	2/28/98
28	Khalid El-Amin vs. Fairleigh Dickinson	3/12/98
28	Ray Allen vs. Hartford	1/17/94

Most Points by a Non-Starter (since 1986-87)

33	Rashad Anderson vs. Morehead State	12/23/05
30	Christian Vital vs. Boston University (XL)	11/19/17
29	Christian Vital vs. Columbia (GP)	11/29/17
28	Ray Allen vs. Hartford	1/17/94
26	Rashad Anderson vs. Virginia Tech	1/28/04
26	Christian Vital vs. Temple (GP)	3/7/19
25	Charlie Villanueva vs. Rice	1/2/04
25	Ray Allen vs. Central Connecticut	12/11/93
25	Brian Fair vs. Syracuse	2/1/94
25	Brian Fair vs. Winthrop	1/2/94

30-POINT GAMES

Name	Date	Opponent	Points
1959-60			
Jack Rose	3/5/60	Rhode Island	33
1963-64			
Toby Kimball	1/4/64	Manhattan	32
	2/22/64	Colgate	43
	3/4/64	Rhode Island	32
1964-65			
Wes Bialosuknia	12/12/64	Boston College	32
	12/15/64	UMass	32
	1/16/65	Rhode Island	31
	2/3/65	Rutgers	34
	2/16/65	Boston University	37
	3/6/65	Rhode Island	34
Toby Kimball	12/1/64	AIC	30
	2/6/65	Maine	31
1965-66			
Wes Bialosuknia	12/4/65	Yale	35
	12/13/65	Maine	32
1966-67			
Wes Bialosuknia	12/7/66	New Hampshire	32
	12/30/66	Virginia	31
	1/14/67	Rhode Island	40
	2/4/67	Maine	50
	2/11/67	Boston University	30
	2/13/67	Maine	38
	2/21/67	New Hampshire	42
	2/23/67	Rutgers	40
	2/25/67	Rhode Island	38
1967-68			
Bill Corley	1/10/68	New Hampshire	51
1968-69			
Bob Staak	2/19/69	New Hampshire	31
1969-70			
Bob Boyd	12/20/69	Holy Cross	36
	1/10/70	Rhode Island	36
	1/24/70	Dartmouth	32
	2/21/70	Colgate	31
Bob Staak	12/10/69	New Hampshire	31
	2/24/70	Rutgers	31
1970-71			
Al Vaughn	1/30/71	Maine	34
Bob Staak	2/6/71	Maine	32
	12/15/70	UMass	32
Bob Boyd	12/19/70	Yale	30
	2/17/71	Vermont	31

1971-72

Gary Custick	2/8/72	New Hampshire	30
	3/4/72	Manhattan	30
Al Vaughn	2/22/72	Rutgers	31

1972-73

Chapman	2/3/73	Maine	32
Weston	2/7/73	Boston University	43

1973-74

Jimmy Foster	1/22/74	Boston University	31
Al Weston	12/15/73	Manhattan	30

1974-75

Tony Hanson	1/28/75	Fairfield	36
-------------	---------	-----------	----

1975-76

Tony Hanson	2/14/76	Vermont	35
-------------	---------	---------	----

1976-77

Tony Hanson	12/7/76	Columbia	33
	12/11/76	George Washington	35
	1/21/77	Rhode Island	33
	1/27/77	Boston College	32
	2/19/77	Vermont	42
	3/1/77	Fairfield	37
	3/5/77	Fairfield	36

1978-79

Cory Thompson	12/6/78	Fairfield	31
	2/24/79	Rhode Island	30
Mike McKay	12/9/78	Boston University	32

1983-84

Earl Kelley	12/10/83	Boston University	37
-------------	----------	-------------------	----

1985-86

Earl Kelley	12/28/85	Northeastern	32
	2/11/86	Pittsburgh	30

1987-88

Cliff Robinson	12/12/87	Morgan State	31
	12/28/87	Hartford	42
	12/29/87	Princeton	30

1988-89

Cliff Robinson	12/10/88	Virginia	31
	3/4/89	Pittsburgh	32

1991-92

Chris Smith	1/4/92	Illinois	33
	1/7/92	St. John's	37
	2/22/92	Providence	32

1992-93

Scott Burrell	3/2/93	Providence	33
---------------	--------	------------	----

1993-94

Donyell Marshall	11/27/93	Towson State	31
	12/28/93	Texas-Arlington	33
	12/30/93	Tennessee Tech	35
	1/15/94	St. John's	42
	2/1/94	Syracuse	30
	2/9/94	Boston College	33
	3/11/94	St. John's (BET)	42

1994-95

Ray Allen	1/23/95	Syracuse	31
	2/4/95	St. John's	31
	2/21/95	Boston College	31
	3/25/95	UCLA (N-NCAA)	36

1995-96

Ray Allen	11/22/95	Texas Christian	30
	12/8/95	Yale	31
	2/28/96	Rutgers	39
	3/2/96	Seton Hall	31

1996-97

Richard Hamilton	2/25/97	Pittsburgh	31
	3/21/97	Nebraska	31

1997-98

Khalid El-Amin	2/17/98	Notre Dame	30
Richard Hamilton	12/10/97	Virginia	33
	12/30/97	Fairfield	35
	1/6/98	Miami	31
	1/11/98	Boston College	38
	2/14/98	Pittsburgh	31
	3/12/98	Fairleigh Dickinson (N-NCAA)	30

1998-99

Richard Hamilton	11/19/98	Richmond	32
	1/6/99	Boston College	39
	1/9/99	West Virginia	30
	1/20/99	Miami	31

1999-00

Khalid El-Amin	1/5/00	Notre Dame	34
	3/9/00	Seton Hall	30

2000-01

Albert Mouring	2/3/01	Virginia Tech	31
----------------	--------	---------------	----

2001-02

Caron Butler	3/17/02	NC State	34
	3/24/02	Maryland	32

2002-03

Ben Gordon	12/3/02	Sacred Heart	31
	1/20/03	Miami	32

2003-04

Ben Gordon	11/19/03	Nevada	37
	12/30/03	Massachusetts	34
	3/27/04	Alabama (NCAA)	36

INDIVIDUAL SINGLE GAME RECORDS

2005-06			
Rashad Anderson	12/23/05	Morehead State	33
2007-08			
Stanley Robinson	12/22/07	Maine	32
2008-09			
A.J. Price	2/25/09	Marquette	36
	3/12/09	Syracuse	33
2009-10			
Jerome Dyson	1/23/10	Texas	32
2010-11			
Kemba Walker	11/17/10	Vermont	42
	11/22/10	Wichita State	31
	11/23/10	Michigan State	30
	11/30/10	New Hampshire	30
	12/27/10	Pittsburgh	31
	1/15/11	DePaul	31
	2/16/11	Georgetown	31
	3/5/11	Notre Dame	34
	3/11/11	Syracuse	33
	3/19/11	Cincinnati	33
	3/24/11	San Diego State	36
2011-12			
Jeremy Lamb	11/11/11	Columbia	30
	2/20/12	Villanova	32
2013-14			
Shabazz Napier	1/18/14	Louisville	30
	2/15/14	Memphis	34
DeAndre Daniels	1/21/14	Temple	31
2014-15			
Amida Brimah	12/14/14	Coppin State	40
Ryan Boatright	2/1/15	at Houston	31
2015-16			
Daniel Hamilton	3/11/16	Cincinnati (N-AAC)	32
2016-17			
Jalen Adams*	11/21/16	Oklahoma St. (N-Mau)	34
Rodney Purvis*	3/9/17	USF (N-AAC Champ., Hartford)	30
2017-18			
Christian Vital	11/19/17	Boston University (XL)	30
Jalen Adams*	12/2/17	Monmouth (XL)	31
2018-19			
Jalen Adams	1/19/19	Tulane (GP)	31
2020-21			
James Bouknight	12/20/20	Creighton (GP)	40
2021-22			
Adama Sanogo	11/24/21	Auburn (N)	30

* Indicates vacated game

20-REBOUND GAMES			
Name	Date	Opponent	Rebs
1959-60			
Ed Martin	12/1/59	AIC	25
	12/12/59	Boston College	25
	1/9/60	Holy Cross	23
Walt Griffin	2/23/60	Canisius	20
	2/27/60	Vermont	31
	3/3/60	Colgate	28
1960-61			
Bob Haines	1/4/61	Rutgers	22
1961-62			
Walt Griffin	12/18/61	Brown	22
Gerald Manning	1/11/62	New Hampshire	28
Eddie Slomcenski	2/10/62	Vermont	23
1962-63			
Toby Kimball	12/8/62	Boston College	22
	1/5/63	Holy Cross	24
	2/16/63	Holy Cross	23
	2/23/63	Rutgers	20
	2/26/63	New Hampshire	24
	3/2/63	Rhode Island	22
	3/11/63	West Virginia	19
Eddie Slomcenski	1/12/63	Maine	24
1963-64			
Toby Kimball	12/14/63	Boston College	21
	1/4/64	Manhattan	22
	1/13/64	Maine	23
	2/8/64	Maine	23
	2/15/64	Holy Cross	23
	2/19/64	Holy Cross	24
	2/22/64	Colgate	25
1964-65			
Toby Kimball	12/1/64	AIC	28
	12/5/64	Yale	24
	12/9/64	Harvard	23
	12/15/64	UMass	22
	12/17/64	Maine	21
	1/27/65	Temple	20
	2/6/65	Maine	25
	2/16/65	Boston University	21
	2/20/65	American U.	24
	2/24/65	Manhattan	21
	2/27/65	New Hampshire	34
	3/3/65	Colgate	23
	3/6/65	Rhode Island	21

	3/8/65	St. Joseph's	29
1965-66			
Bill Corley	12/4/65	Yale	21
	12/7/65	Manhattan	21
	12/13/65	Maine	20
1967-68			
Bill Corley	1/10/68	New Hampshire	28
	2/3/68	Vermont	22
	2/17/68	UMass	21
	2/20/68	New Hampshire	21
1968-69			
Ron Hrubala	2/1/69	Vermont	20
	2/19/69	New Hampshire	20
Steve Koski	12/14/68	Fordham	20
1969-70			
Ron Hrubala	1/26/70	Boston University	20
	2/21/70	Colgate	21
1970-71			
Ron Hrubala	12/9/70	New Hampshire	20
1972-73			
Cal Chapman	1/24/73	Dartmouth	20
Earl Wilson	1/27/73	Vermont	21
1975-76			
John Thomas	1/21/76	Manhattan	21
1980-81			
Corny Thompson	12/30/80	Western Kentucky	20
1986-87			
Gerry Besselink	12/11/86	Rhode Island	21
2003-04			
Emeka Okafor	2/21/04	Notre Dame	22
2008-09			
Hasheem Thabeet	2/14/09	Seton Hall	20
2010-11			
Alex Oriakhi	1/8/11	Texas	21

10-ASSIST GAMES
(assist records begin in 1969-70)

Name	Date	Opponent	Assists
1969-70			
Bob Boyd	12/6/69	Yale	12
	12/16/69	UMass	11
	1/31/70	Vermont	10
	2/11/70	Syracuse	11
1970-71			
Bob Boyd	2/17/71	Vermont	11
1972-73			
Ed Harrison	1/11/73	South Florida	11
	2/24/73	Rhode Island	10
1975-76			
Joey Whelton	12/9/75	Boston University	11
	1/9/76	Columbia	10
	3/4/76	UMass	10
Tony Hanson	2/12/76	Lafayette	12
1975-76			
Tony Hanson	2/12/76	Lafayette	12
Joey Whelton	12/9/75	Boston University	11
	1/9/76	Columbia	10
	3/4/76	UMass	10
1983-84			
Karl Hobbs	12/8/83	US International	10
	1/7/84	Pittsburgh	11
	1/25/84	New Hampshire	12
	2/25/84	Holy Cross	10
1985-86			
Earl Kelley	12/7/85	Boston University	14
	12/21/85	Minnesota	10
	1/29/86	Central Connecticut	13
1986-87			
Tate George	12/4/86	Central Connecticut	10
	12/11/86	Rhode Island	11
	3/5/87	Boston College	12
1987-88			
Tate George	12/12/87	Morgan State	12
1988-89			
Tate George	12/5/88	Marist	10
1989-90			
Tate George	11/24/89	Texas A & M	11
	1/30/90	Massachusetts	12
1992-93			
Kevin Ollie	2/15/93	Syracuse	10
	1/18/93	Georgetown	10
1993-94			
Kevin Ollie	12/30/93	Tennessee Tech	14
	1/10/94	Syracuse	11
	2/26/94	Pittsburgh	11
	3/11/94	St. John's	10
	3/12/94	Providence	10
Doron Sheffer	12/28/93	Texas-Arlington	10
1994-95			
Kevin Ollie	2/21/95	Boston College	14
	3/16/95	Tennessee-Chattanooga	11
Doron Sheffer	1/3/95	Villanova	10
1996-97			
Ricky Moore	11/25/96	Northeastern	11

	1/4/97	West Virginia	12
1998-99			
Khalid El-Amin	3/11/99	TX San-Antonio	10
1999-00			
Khalid El-Amin	12/4/99	UNC-Asheville	10
	2/9/00	Boston College	10
	2/19/00	Miami	11
2000-01			
Taliek Brown	1/6/01	St. John's	12
	1/10/01	Pittsburgh	10
	12/22/01	Fairfield	10
Caron Butler	12/26/01	Rhode Island	11
2001-02			
Taliek Brown	11/19/01	Vanderbilt	11
	2/19/02	Georgetown	10
	2/23/02	West Virginia	12
2002-03			
Taliek Brown	11/23/02	Quinnipiac	10
	12/3/02	Sacred Heart	10
	12/3/02	Sacred Heart	10
Ben Gordon	12/30/03	Massachusetts	12
2003-04			
Taliek Brown	1/28/04	Virginia Tech	11
	2/18/04	Miami	13
	2/24/04	St. John's	12
	3/12/04	Villanova	10
	3/27/04	Alabama	10
Ben Gordon	12/20/03	Iona	11
	1/17/04	North Carolina	10
Marcus Williams	11/22/03	Sacred Heart	13
2004-05			
Marcus Williams	12/22/04	CCSU	16
	12/30/04	Quinnipiac	10
	1/22/05	Pittsburgh	11
	1/30/05	Notre Dame	16
	2/15/05	Providence	13
	2/21/05	Notre Dame	12
	3/5/05	Syracuse	10
	3/10/05	Georgetown	10
2005-06			
Craig Austria	12/30/05	Quinnipiac	14
Marcus Williams	1/16/06	Syracuse	11
	1/31/06	Pittsburgh	11
	2/11/06	Seton Hall	10
	2/18/06	West Virginia	10
	2/21/06	Notre Dame	13
	2/26/06	Villanova	12
	3/9/06	Syracuse	11
	3/26/06	George Mason	11
2008-09			
A.J. Price	12/20/08	Gonzaga	10
	3/12/09	Syracuse	10
2009-10			
Jerome Dyson	1/2/10	Notre Dame	10
	1/6/10	Seton Hall	10
Kemba Walker	12/2/09	Boston University	10
	1/2/10	Notre Dame	10
	1/23/10	Texas	10
2010-11			
Kemba Walker	12/3/10	UMBC	10
	2/16/11	Georgetown	10
	3/17/11	Bucknell	12
2011-12			
Shabazz Napier	11/20/11	Coppin State	13
	12/18/11	Holy Cross	13
	2/15/12	DePaul	11
2012-13			
Shabazz Napier	2/16/13	Villanova	10
2013-14			
Shabazz Napier	11/11/13	Yale	10
	1/11/14	UCF	11
	1/16/14	Memphis	10
2014-15			
Daniel Hamilton	12/14/14	Coppin State	11
2015-16			
Daniel Hamilton	12/23/15	Central Conn.	11
2016-17			
Jalen Adams	11/22/17	Chaminade	11*
	12/18/16	North Florida	10*
	1/11/17	Temple	12*
	1/25/17	USF	12*
	2/8/17	USF	10*
2017-18			
Jalen Adams	2/15/18	Tulsa (XL)	11*
2018-19			
Alterique Gilbert	12/5/18	Lafayette (XL)	11
Jalen Adams	3/10/19	at ECU	12
2019-20			
Alterique Gilbert	12/4/19	Iona (GP)	10

* Indicates vacated game

**UCONN BIG EAST CONFERENCE
TEAM RECORDS**

MOST POINTS

Syracuse (3/12/09 - BET)	117-127 60T
Providence (1/19/91)	102-108
Notre Dame (1/12/99)	101-70
Villanova (12/30/98)	100-76
DePaul (1/8/13)	99-78
at Seton Hall (2/11/06)	99-57
Providence (2/6/96)	99-77
at St. John's (2/4/95)	99-82
at Seton Hall (1/3/08)	98-86
St. John's (1/8/95)	98-78
Georgetown (3/6/21)	98-82
vs. St. John's (3/11/94 - BET)	97-77
at Providence (1/22/92)	97-86 OT

FEWEST POINTS

Georgetown (2/27/82)	42-60
Syracuse (2/1/99)	42-59
Georgetown (2/1/12)	44-58
at Georgetown (3/3/07)	46-59
at Miami (1/22/97)	46-69
Georgetown (2/23/85)	47-68
at Providence (2/1/82)	47-45 OT
Notre Dame (1/29/12)	48-50
at Pittsburgh (12/4/96)	49-56
Georgetown (3/8/91)	49-68

FEWEST POINTS IN A WIN

at Providence (2/1/82)	47-45 OT
at Syracuse (1/16/88)	51-50
Boston College (2/15/88)	53-49
Villanova (1/23/82)	53-51
Seton Hall (2/13/99)	53-48
Syracuse (3/5/83)	55-54

LARGEST WINNING MARGIN

Cincinnati (3/9/08)	+45, 96-51
at Seton Hall (2/11/06)	+42, 99-57
Boston College (2/11/89)	+37, 86-49
at Virginia Tech (1/28/04)	+36, 96-60
West Virginia (1/9/99)	+35, 80-45
DePaul (3/11/21 - BET)	+34, 94-60
Providence (1/31/09)	+33, 94-61
Notre Dame (1/12/99)	+31, 101-70
Seton Hall (1/29/83)	+31, 78-47
West Virginia (2/7/04)	+30, 88-58

MOST FIELD GOALS MADE

vs. Syracuse (3/12/09 - BET)	43
at Seton Hall (2/11/06)	41
West Virginia (2/7/04)	39
at Boston College (3/8/03)	39
Georgetown (1/14/04)	38
West Virginia (2/23/02)	38
Providence (1/19/91)	38
at Boston College (1/22/91)	38

MOST FIELD GOAL ATTEMPTS

vs. Syracuse (3/12/09 - BET)	106
at Notre Dame (2/8/97)	80
at St. John's (1/2/90)	80

BEST FIELD GOAL PERCENTAGE

at Boston College (1/27/87)	64.1 (25-39)
at Syracuse (2/3/92)	62.2 (28-45)
at Boston College (3/8/03)	60.9 (39-64)
Providence (2/6/96)	60.7 (37-61)
Seton Hall (12/22/79)	60.7 (34-56)

3-POINT FIELD GOALS

at Seton Hall (1/8/22)	14 (ot)
at Virginia Tech (1/28/04)	13
at Providence (2/8/03)	13
Miami (1/31/95)	13
at Syracuse (2/10/90)	12

3-POINT FIELD GOAL ATTEMPTS

vs. Syracuse (3/12/09 - BET)	35
at Syracuse (2/1/94)	30
Creighton (12/20/20)	30 (ot)
Providence (12/18/21)	29
Rutgers (2/28/96)	29
vs. Villanova - BET (3/12/95)	29
Georgetown (2/27/13)	29 (ot)
at St. John's-msg (2/6/13)	28
at Syracuse (2/10/90)	28
Georgetown (3/6/21)	28
DePaul (3/11/21- BET)	28

3-POINT FIELD GOAL PERCENTAGE

at Providence (2/8/03)	68.4, (13-19)
at Notre Dame (2/17/98)	66.7, (8-12)
at Pittsburgh (3/2/91)	66.7, (8-12)
at Seton Hall (12/8/93)	63.6, (7-11)
Boston College (2/13/01)	62.5, (5-8)
Villanova (2/28/06)	61.5, (8-13)
Rutgers (2/19/03)	61.5, (8-13)

FREE THROWS MADE

at Boston College (3/3/90)	38
at Villanova (1/11/92)	37

FREE THROWS ATTEMPTED

at Providence (2/3/90)	51
at Providence (2/19/91)	49
at Seton Hall (1/3/08)	47
at Seton Hall (3/1/83)	47

FREE THROW PERCENTAGE

Rutgers (2/19/03)	96.2, (25-26)
at Georgetown (2/28/81)	94.7, (18-19)
at Syracuse (2/28/99)	94.1, (16-17)
at Seton Hall (3/3/21)	93.8, (15-16)
Villanova (2/5/81)	93.8, (15-16)
Miami (1/6/96)	93.3, (14-15)
at Seton Hall (3/2/85)	93.3, (14-15)
at Rutgers (1/2/97)	92.9, (13-14)
vs. Notre Dame (3/11/04)	92.3, (12-13)

REBOUNDS

vs. Syracuse (3/12/09 - BET)	76
at Seton Hall (2/11/06)	60
Notre Dame (2/21/04)	59
vs. Seton Hall (3/7/96)	59
at St. John's (2/9/02)	57
Boston College (2/11/89)	57

ASSISTS

West Virginia (2/23/02)	25
at Seton Hall (3/2/96)	25
Georgetown (1/16/96)	25
Pittsburgh (2/6/96)	25

TURNOVERS

vs. Syracuse (3/12/09 - BET)	27
at Pittsburgh (12/4/96)	27
at Georgetown (2/28/81)	26

STEALS

Providence (1/23/80)	19
at St. John's (1/22/91)	18
St. John's (1/12/91)	18

BLOCKS

Notre Dame (2/21/06)	19
Providence (1/31/09)	17
St. John's (2/5/05)	17
vs. Syracuse (3/12/09 - BET)	16
St. John's (1/25/06)	16
at Syracuse (1/16/06)	16
Rutgers (1/15/05)	16
DePaul (2/19/08)	15

**UCONN BIG EAST CONFERENCE
INDIVIDUAL RECORDS**

MOST POINTS

Donyell Marshall	(at St. John's 1/15/94)	42
Donyell Marshall	(vs. St. John's 3/11/94)	42
James Bouknight	(vs. Creighton, ot, 12/20/20)	40
Ray Allen	(vs. Rutgers, 2/28/96)	39
Richard Hamilton	(vs. Boston College, 1/6/99)	39
Richard Hamilton	(at Boston College 1/11/98)	38
Chris Smith	(vs. St. John's, 1/7/92)	37

MOST FIELD GOALS MADE

Donyell Marshall	(vs. St. John's, 3/11/94)	15
Richard Hamilton	(vs. Boston College, 1/6/99)	14
James Bouknight	(vs. Creighton, ot, 12/20/20)	13

MOST FIELD GOAL ATTEMPTS

Cliff Robinson	(Villanova, 1/4/89)	29
Richard Hamilton	(Miami, 1/20/99)	28

3-POINT FIELD GOALS MADE

Ray Allen	(Rutgers, 2/28/96)	9
A.J. Price	(at Marquette, 2/25/09)	8
Ray Allen	(Miami, 1/31/95)	8

3-POINT FIELD GOALS ATTEMPTS

Ray Allen	(Rutgers, 2/28/96)	14
A.J. Price	(vs. Syracuse, 3/12/09)	13
A.J. Price	(at Marquette, 2/25/09)	13
Jerome Dyson	(at Syracuse, 2/17/07)	13
Rashad Anderson	(at St. John's 2/24/04)	13

FREE THROWS MADE

Donyell Marshall	(at St. John's, 1/15/94)	20
Richard Hamilton	(Notre Dame, 1/12/99)	14
Kemba Walker	(at Villanova, 2/15/10)	14
Kemba Walker	(West Virginia, 2/22/10)	14
Ryan Boatright	(at Cincinnati, 3/2/13)	14

FREE THROWS ATTEMPTED

Donyell Marshall	(at St. John's, 1/15/94)	20
Kemba Walker	(West Virginia, 2/22/10)	17
Caron Butler	(at Boston College, 1/3/01)	17
Rod Sellers	(vs. St. John's, 3/13/92)	17
Cliff Robinson	(Villanova, 1/20/88)	17

FREE THROW PERCENTAGE (min. 10 attempts)

Donyell Marshall	(at St. John's, 1/15/94)	100.0 (20-20)
Tony Robertson	(Rutgers, 2/19/03)	100.0 (13-13)
Cliff Robinson	(at Pittsburgh, 3/4/92)	100.0 (11-11)
Earl Kelley	(Seton Hall, 1/21/86)	100.0 (11-11)
Doug Wiggins	(at South Florida, 2/16/08)	100.0 (11-11)
Kemba Walker	(Notre Dame, 3/5/11)	100.0 (10-10)
Kemba Walker	(Louisville, 2/28/10)	100.0 (10-10)
Donyell Marshall	(vs. St. John's, 3/11/94)	100.0 (10-10)
Doron Sheffer	(Providence, 2/6/96)	100.0 (10-10)
Ryan Boatright	(at Seton Hall, 2/10/13)	100.0 (10-10)

REBOUNDS

Emeka Okafor	(Notre Dame, 2/21/04)	22
Hasheem Thabeet	(at Seton Hall, 2/14/09)	20
Rod Sellers	(Seton Hall, 2/8/92)	19
Travis Knight	(vs. Seton Hall, 3/7/96)	19
Adama Sanogo	(St. John's, GP, 1/12/22)	18
Emeka Okafor	(at St. John's, 2/24/04)	18
Emeka Okafor	(vs. Seton Hall, 3/13/03)	18
Corny Thompson	(Boston College, 2/28/80)	18

ASSISTS

Marcus Williams	(at Notre Dame, 1/30/05)	16
Kevin Ollie	(Boston College, 2/21/95)	14
Marcus Williams	(at Providence, 2/15/05)	13
Taliek Brown	(Miami, 2/18/04)	13

TURNOVERS

Richard Hamilton	(at Providence, 2/22/99)	9
Doron Sheffer	(Georgetown, 2/19/96)	9

BLOCKS

Hasheem Thabeet	(Providence, 1/31/09)	10
Hasheem Thabeet	(at Notre Dame, 1/5/08)	10
Hasheem Thabeet	(at Seton Hall, 2/14/09)	9
Hilton Armstrong	(Louisville, 3/4/06)	9
Josh Boone	(St. John's, 2/5/05)	9
Emeka Okafor	(St. John's, 2/22/03)	9
Emeka Okafor	(at Rutgers, 1/30/02)	9
Emeka Okafor	(Boston College, 2/16/02)	9
Cliff Robinson	(Georgetown, 2/6/88)	9

STEALS

Jerome Dyson	(St. John's, 1/8/08)	9
Scott Burrell	(Georgetown, 2/11/91)	8
Bobby Dulin	(Providence, 1/23/80)	8

XL CENTER RECORDS

XL Center Won-Lost Records

45 seasons --- 282-105 (.729)

Season	Record
1975-76	0-1
1976-77	3-4
1977-78	3-1
1978-79	No games
1979-80	0-1
1980-81	4-2
1981-82	3-4
1982-83	3-4
1983-84	2-5
1984-85	3-5
1985-86	2-6
1986-87	2-7
1987-88	6-6
1988-89	10-3
1989-90	9-1
1990-91	5-2
1991-92	8-1
1992-93	5-4
1993-94	8-0
1994-95	9-0
1995-96	9-0
1996-97	7-5
1997-98	12-0
1998-99	7-1
1999-00	8-1
2000-01	9-1
2001-02	7-2
2002-03	9-0
2003-04	9-1
2004-05	8-2
2005-06	10-0
2006-07	8-3
2007-08	8-1
2008-09	7-2
2009-10	7-3
2010-11	8-2
2011-12	8-2
2012-13	7-2
2013-14	7-1
2014-15	9-2
(includes 3-1 in AAC Championship)	
2015-16	6-2
2016-17	6-4
(includes 2-1 in AAC Championship)	
2017-18	4-3
2018-19	5-4
2019-20	6-2
2020-21	No games
2021-22	6-2

AAC Opponents (22-14)

Opponent	UConn vs.
Cincinnati	3-3
East Carolina	3-0
Houston	1-2
Memphis	3-0
SMU	2-2
Temple	1-2
Tulane	1-0
Tulsa	2-2
UCF	2-1
USF	4-0
Wichita State	0-2

BIG EAST Opponents (98-67)

Opponent	UConn vs.
Boston College	9-3
Butler	1-0
Cincinnati	2-1
Creighton	0-1
DePaul	1-0
Georgetown	8-11
Louisville	1-2
Marquette	1-3
Miami	3-0
Notre Dame	7-2
Providence	7-9
Pittsburgh	10-6
Rutgers	5-0
St. John's	7-8
Seton Hall	5-4
South Florida	3-0
Syracuse	12-9
Villanova	10-8
Virginia Tech	2-0
West Virginia	4-0

Non-Conference (162-24)

Opponent	UConn vs.
Air Force	2-0
Arizona	0-1
Arizona State	1-0
Arkansas	1-0
Army	2-0
Auburn	0-1
Ball St.	1-0
Binghamton	1-0
Boston College	0-1
Boston Univ.	4-0
Bryant	1-0
California	2-0
Central Arkansas	1-0
Central Connecticut	7-0
Central Florida	1-0
Colgate	1-0
Columbia	1-0
Coppin St.	7-0
Cornell	1-0
Drexel	1-0
Fairfield	14-0
Florida A&M	1-0
Fordham	2-0
Furman	1-0
Gardner-Webb	1-0
Georgetown	1-0
George Washington	1-0
Hartford	11-1
Harvard	2-0
Holy Cross	1-1
Illinois	1-0
Illinois State	0-1
Indiana	1-1
Iona	2-1
Kansas	0-1
Lafayette	3-0
Lehigh	2-0
Louisiana State	1-0
Louisiana Tech	1-0
Loyola (Md.)	1-0
Maine	6-0
Manhattan	1-0
Maryland	1-0
Maryland- Eastern Shore	2-0
Massachusetts	7-1
Minnesota	1-1
Mississippi	1-0
Mississippi St.	1-0
Monmouth	1-0
NJIT	1-0
New Hampshire	5-0
Niagara	0-1
NC Asheville	1-0
North Carolina	0-1
NC-Wilmington	1-0
Northeastern	3-1
Ohio State	0-1
Pepperdine	2-0
Princeton	1-0
Providence	0-1
Purdue	0-1
Quinnipiac	4-0
Rhode Island	3-2
Rice	1-0
Rutgers	0-1
Sacred Heart	4-0
Saint Peter's	1-0
St. Bonaventure	1-1
St. Francis (PA)	1-0
St. Joseph's	1-0
St. Mary's	1-0
South Florida	1-0
Stanford	0-1
Stony Brook	4-0
SW Texas St.	1-0
Tennessee	1-0
Texas	1-0
Texas A&M	1-0
Towson St.	1-0
UMass-Lowell	1-0
Vermont	1-0
Villanova	0-1
Virginia	1-1
Wagner	1-0
Wake Forest	1-0
Washington	1-0
Western Kentucky	1-0
Yale	7-0

Most Points By UConn

Opp.	Date
123 Quinnipiac	12/30/04
117 UNC Asheville	12/21/02
117 Central Connecticut	12/11/93
116 Central Connecticut	1/23/96
112 Central Connecticut	12/27/91
111 Quinnipiac	12/30/05
111 Sacred Heart	11/22/03
111 Wagner	11/27/98
110 New Hampshire	11/26/01
110 Lafayette	11/25/94

Most Points Against UConn

Opp.	Date
108 Providence	1/19/91
95 Syracuse	1/18/84
94 Hartford	12/28/87
93 St. John's	2/10/82
90 Northeastern	12/28/85

Most Points

42 Kemba Walker vs. Vermont	11/17/10
42 Cliff Robinson vs. Hartford	12/28/87
40 Amida Brimah vs. Coppin State	12/14/14
35 Richard Hamilton vs. Fairfield	12/30/97
34 Ben Gordon vs. Massachusetts	12/30/03
34 Khalid El-Amin vs. Notre Dame	1/5/00
34 Shabazz Napier vs. Memphis	2/15/14
32 Stanley Robinson vs. Maine	12/22/07
32 Earl Kelley vs. Northeastern	12/28/85
31 Ray Allen vs. Boston College	2/21/95
31 Ray Allen vs. Yale	12/8/95
31 Richard Hamilton vs. Pittsburgh	2/25/97
31 Richard Hamilton vs. Pittsburgh	2/14/98
31 DeAndre Daniels vs. Temple	1/21/14
31 Jalen Adams vs. Monmouth	12/2/17
30 Cliff Robinson vs. Pittsburgh	12/29/80
30* Rodney Purvis vs. USF	3/9/17
30 Christian Vital vs. Boston University	11/19/17

Most Field Goals Made

15 Kemba Walker vs. Vermont	11/17/10
14 Cliff Robinson vs. Hartford	12/28/87
13 Stanley Robinson vs. Maine	12/22/07
13 Stanley Robinson vs. Iona	12/27/09
13 Donyell Marshall vs. Georgetown	1/4/94
13 Richard Hamilton vs. Fairfield	12/30/97
13 Amida Brimah vs. Coppin State	12/14/14
13* Jalen Adams vs. Monmouth	12/2/17
12 Ben Gordon vs. Massachusetts	12/30/03
12 Ben Gordon vs. UNC Asheville	12/21/02
12 Alvin Frederick vs. Villanova	1/27/84
12 Donny Marshall vs. Central Ct.	12/11/93
12 Cliff Robinson vs. California	3/20/89

Most Field Goals Attempted

29 Cliff Robinson vs. Providence	1/4/89
26 Khalid El-Amin vs. Notre Dame	1/5/00
26 Ray Allen vs. St. John's	1/8/95
25 Earl Kelley vs. Northeastern	12/28/85
24 Kemba Walker vs. Vermont	11/17/10
24 Caron Butler vs. Vanderbilt	11/19/01
24 Chris Smith vs. Furman	12/28/91

Most Rebounds

22 Emeke Okafor vs. Notre Dame	2/22/04
20 Corny Thompson vs. Western Ky.	12/30/80
17 Hasheem Thabeet vs. Seton Hall	1/18/09
17 Jeff Adrien vs. Fairfield	11/18/06
16 Stanley Robinson vs. Notre Dame	1/2/10
16 Josh Carlton vs. ECU	2/3/19

Most Assists

16 Marcus Williams vs. Central Ct.	12/22/04
14 Craig Austrie vs. Quinnipiac	12/30/05
14 Kevin Ollie vs. Boston College	2/21/95
13 Marcus Williams vs. Notre Dame	2/21/06
13 Taliek Brown vs. Miami	2/18/04
13 Marcus Williams vs. Sacred Heart	11/22/04
13 Shabazz Napier vs. Coppin State	11/20/11
13 Shabazz Napier vs. Holy Cross	12/18/11

Most 3-Point FG Made

8 Ray Allen vs. Miami	1/3/95
7 Ben Gordon vs. Massachusetts	12/30/03
7 Khalid El-Amin vs. Hartford	12/28/88

Most 3-Point FG Attempts

14 Rashad Anderson vs. Rice	12/19/04
13 Chris Smith vs. California	3/17/90
13 Rodney Purvis vs. SMU	3/15/15
13* Rodney Purvis vs. Auburn	12/23/16
12 Six Times	

Most Free Throws Made

15 Albert Mouring vs. Quinnipiac	11/17/01
14 Kemba Walker vs. West Virginia	2/22/10
14 Richard Hamilton vs. Notre Dame	1/12/99
14 Amida Brimah vs. Coppin State	12/14/14
14 Cliff Robinson vs. Hartford	12/28/87
13 Tony Robertson vs. Rutgers	2/19/03

Most Free Throws Attempted

21 Cliff Robinson vs. Hartford	12/28/87
17 Kemba Walker vs. West Virginia	2/22/10
17 Cliff Robinson vs. Villanova	1/20/88
16 Albert Mouring vs. Quinnipiac	11/17/00
16 Amida Brimah vs. Coppin State	12/14/14

* Indicates vacated game

INDIVIDUAL OPPONENT TOP PERFORMANCES

Most Points

35 Trent Tucker (Minnesota)	3/16/81
34 Reggie Williams (Georgetown)	2/11/87
33 J.R. Bremer (St. Bonaventure)	12/28/01
33 Troy Murphy (Notre Dame)	1/5/00
32 Joe Alexander (West Virginia)	3/1/08
32 Leonard Taylor (California)	3/20/89
32 Mike Polaha (Lehigh)	12/30/86

Most Field Goals Made

14 Luke Harangody (Notre Dame)	1/2/10
14 Joe Alexander (West Virginia)	3/1/08
14 Trent Tucker (Minnesota)	3/16/81
13 Chris Mullen (St. John's)	2/11/84
12 Dave Johnson (Syracuse)	3/4/92
12 John Wallace (Syracuse)	1/21/96

Most Field Goals Attempted

27 Luke Harangody (Notre Dame)	1/2/10
26 Laurence Moten (Syracuse)	1/10/94
25 Carmelo Anthony (Syracuse)	2/10/03
25 John Wallace (Syracuse)	1/21/96
24 Joe Alexander (West Virginia)	3/1/08
24 Tywain McKee (Coppin St.)	12/27/06

Most Rebounds

23 DeJuan Blair (Pittsburgh)	2/16/09
21 Jerome Lane (Pittsburgh)	2/21/87
17 Etan Thomas (Syracuse)	3/4/00
17 Derrick Coleman (Syracuse)	2/20/88

Most Assists

12 Mark Jackson (St. John's)	1/18/86
10 Five Times	

Most 3-Point Field Goals Made

7 Mike Polaha (Lehigh)	12/30/86
7 Sterling Taplin (Tulsa)	2/15/18
6 7 Times	

Most 3-point Field Goal Attempts

17 Mike Polaha (Lehigh)	12/30/86
13 Lawrence Moten (Syracuse)	1/10/94
12 Levell Sanders (Seton Hall)	1/13/98

Most Free Throws Made

16 Leonard Taylor (California)	3/20/89
15 Gary Clark (Cincinnati)	3/11/17
14 Tony Bruin (Syracuse)	2/13/82
14 Chris Mullen (St. John's)	2/10/82
12 Marvin Saddler (Providence)	1/19/91

Most Free Throws Attempted

18 Leonard Taylor (California)	3/20/89
16 Tony Bruin (Syracuse)	2/13/82
16 Chris Mullen (St. John's)	2/10/82
16 Gary Clark (Cincinnati)	3/11/17

HARRY A. GAMPEL PAVILION RECORDS

Gampel Pavilion Won-Lost Records

33 seasons -- 210-40 (.840)

Season	Record
1989-90	5-0
1990-91	7-2
1991-92	6-1
1992-93	5-2
1993-94	7-0
1994-95	5-1
1995-96	6-0
1996-97	6-2
1997-98	6-0
1998-99	6-1
1999-00	5-2
2000-01	8-1
2001-02	6-0
2002-03	5-2
2003-04	8-0
2004-05	6-1
2005-06	6-0
2006-07	7-2
2007-08	8-0
2008-09	7-0
2009-10	8-1
2010-11	5-2
2011-12	5-2
2012-13	6-1
2013-14	7-2
2014-15	4-4
2015-16	8-1
2016-17	4-3
2017-18	7-2
2018-19	8-1
2019-20	8-1
2020-21	7-3
2021-22	8-0

AAC Opponents (26-8)

Opponent	UConn vs.
Cincinnati	1-2
East Carolina	2-0
Houston	2-1
Louisville	0-1
Memphis	1-2
Rutgers	1-0
SMU	2-1
Temple	3-1
Tulane	4-0
Tulsa	1-0
UCF	4-0
USF	4-0
Wichita State	1-0

BIG EAST Opponents (86-22)

Opponent	UConn vs.
Boston College	5-1
Butler	1-0
Cincinnati	1-1
Creighton	0-1
DePaul	5-0
Georgetown	5-1
Louisville	1-2
Marquette	2-1
Miami	7-2
Notre Dame	3-1
Pittsburgh	3-1
Providence	10-2
Rutgers	4-0
St. John's	11-4
Seton Hall	10-2

South Florida	1-0
Syracuse	4-1
Villanova	6-2
Virginia Tech	1-0
West Virginia	5-0
Xavier	1-0

Non-Conference (98-10)

Opponent	UConn vs.
Albany	1-0
Arizona	1-0
Arizona State	0-1
Army	1-0
Boston Univ.	2-0
Bradley	1-0
Brown	1-0
Bryant	1-0
Buffalo	2-0
Central Ct.	3-0
Charleston	1-0
Colgate	2-0
Columbia	2-0
Coppin St.	1-0
Delaware St.	1-0
Detroit Mercy	1-1
Fairfield	3-0
Fairleigh Dickinson	1-0
Florida	2-0
Florida International	1-0
Florida St.	0-1
Fordham	1-0
Furman	1-0
Georgia Tech	1-0
Grambling St.	1-0
Hartford	3-0
Harvard	4-0
Hofstra	1-0
Houston	1-0
Iona	2-0
Jackson St.	0-1
Long Island	1-0
Maine	2-0
Manhattan	1-0
Massachusetts	1-0
Michigan	1-0
Michigan St.	1-0
UMKC	1-0
Morehead State	2-0
Morgan State	1-0
Nebraska	1-0
Nevada	1-0
New Hampshire	4-0
UNC Asheville	1-0
North Carolina	1-0
North Carolina St.	0-1
Northeastern	4-1
North Florida	1-0
Ohio State	1-0
Oklahoma	1-0
Quinnipiac	4-0
Rhode Island	1-0
Richmond	1-0
Sacred Heart	3-0
St. Joseph's	0-1
South Carolina	1-0
Stanford	1-0
Stony Brook	2-0
Texas	2-1
Texas Southern	2-0
UMass-Lowell	1-0
Vermont	2-0
Virginia	1-0
Wagner	2-1
Western Carolina	1-0
William & Mary	1-0
Winthrop	1-0
Yale	2-1

Most Points By UConn

Opp.	Date
129 Morehead State	12/23/05
116 Sacred Heart	12/3/02
115 Central Connecticut	1/10/91
113 Texas Southern	12/2/05
113 Winthrop	1/2/94
106 Texas Southern	12/3/06
102 Central Connecticut	11/25/20
102 Quinnipiac	11/15/99
102 Hartford	1/5/95
101 Detroit	11/14/13
100 Maine	11/13/15

Most Points Against UConn

Opp.	Date
96 St. Joseph's	11/13/19
96 Villanova	2/18/95
95 Boston College	2/1/03
90 Jackson St.	3/19/93
86 Florida St.	2/6/93
86 Texas	12/15/93
85 Wagner	12/7/02
83 Memphis	2/25/18

UConn INDIVIDUAL TOP PERFORMANCES

Most Points	Date
40 (ot) James Bouknight vs. Creighton	12/20/20
39 Ray Allen vs. Rutgers	2/28/96
37 Ben Gordon vs. Nevada	11/19/03
37 Chris Smith vs. St. John's	1/7/92
34 Kemba Walker vs. Notre Dame	3/5/11
33 Rashad Anderson vs. Morehead State	12/23/05
32 Jerome Dyson vs. Texas	1/23/10
32 Richard Hamilton vs. Richmond	11/19/98
32 Chris Smith vs. Providence	2/22/92
31 Ben Gordon vs. Sacred Heart	12/3/02
31 Ray Allen vs. Syracuse	1/23/95
31 Richard Hamilton vs. Nebraska	3/21/97
31 Albert Mouring vs. Virginia Tech	2/3/01
31 Jalen Adams vs. Tulane	1/19/19
30 Jeremy Lamb vs. Columbia	11/11/11
30 Shabazz Napier vs. Louisville	1/18/14

Most Field Goals Made

13 (ot) James Bouknight vs. Creighton	12/20/20
13 Chris Smith vs. St. John's	1/7/92
13 Ray Allen vs. Rutgers	2/28/96
13 Jalen Adams vs. Tulane	1/19/19
12 Rashad Anderson vs. Morehead State	12/23/05
12 Donyell Marshall vs. Florida St.	2/6/93
12 Richard Hamilton vs. West Virginia	12/13/97
12 Richard Hamilton vs. Nebraska	3/21/97
12 Khalid El-Amin vs. Vermont	11/19/99

Most Field Goals Attempted

26 Jalen Adams vs. Tulane	1/19/19
24 (ot) James Bouknight vs. Creighton	12/20/20
23 Jerome Dyson vs. Texas	1/23/10
23 Donyell Marshall vs. Miami	2/5/94
22 Kemba Walker vs. Notre Dame	3/5/11
22 Richard Hamilton vs. Miami	2/20/99
22 Khalid El-Amin vs. Miami	2/20/99
22 Ray Allen vs. Rutgers	2/28/96
22 Chris Smith vs. Seton Hall	2/8/92
22 Chris Smith vs. St. John's	1/7/92
22 Chris Smith vs. St. John's	1/13/91

Most Rebounds

19 Emeka Okafor vs. Wagner	12/7/02
19 Rod Sellers vs. Seton Hall	2/8/92
18 Adama Sanogo vs. St. John's	1/12/22
17 Hasheem Thabeet vs. Delaware St.	12/1/08
17 Hasheem Thabeet vs. Western Carolina	11/14/08
16 Adama Sanogo vs. Seton Hall	2/16/22
16 Tyrese Martin vs. DePaul	3/5/22
16 Daniel Hamilton vs. East Carolina	2/7/16
16 Christian Vital vs. St. Joseph's	11/13/19

Most Assists

12 Marcus Williams vs. Villanova	2/26/06
12 Taliek Brown vs. West Virginia	2/23/02
12 Taliek Brown vs. St. John's	1/6/01
12 Doron Sheffer vs. Rutgers	2/28/96
12* Jalen Adams vs. Temple	1/11/17

Most 3-Point Field Goals Made

9 Ray Allen vs. Rutgers	2/28/96
8 Ben Gordon vs. Quinnipiac	12/13/03
7 Rashad Anderson vs. Morehead State	12/23/05
7 Shabazz Napier vs. Rutgers	3/5/14
7 Ryan Boatright vs. East Carolina	2/4/15
7 Christian Vital vs. Columbia	11/29/17
7 Christian Vital vs. Temple	3/7/19

Most 3-Point Field Goals Attempted

13 Ben Gordon vs. Quinnipiac	12/13/03
12 (ot) James Bouknight vs. Creighton	12/20/20
12 Christian Vital vs. SMU	1/25/18
12 Christian Vital vs. Columbia	11/29/17
12 Christian Vital vs. St. Joseph's	11/13/19
11 Shabazz Napier vs. Georgetown	2/27/13
11 Chris Smith vs. Providence	2/22/92
11 Shabazz Napier vs. Rutgers	3/5/14
11 Christian Vital vs. Temple	3/7/19

Most Free Throws Made

14 Jerome Dyson vs. Hofstra	11/17/09
13 Christian Vital vs. St. Joseph's	11/13/19
12 Chris Smith vs. Boston College	2/5/91
11 Ben Gordon vs. Sacred Heart	12/3/02
11 Chris Smith vs. Providence	2/19/90
11 Shabazz Napier vs. Louisville	1/18/14

Most Free Throws Attempted

16 Chris Smith vs. Villanova	1/27/92
16 Chris Smith vs. Boston College	2/5/91

* Indicates vacated game

OPPONENT INDIVIDUAL TOP PERFORMANCES

Most Points	Date
40 Scottie Reynolds (Villanova)	2/28/07
39 Lindsey Hunter (Jackson St.)	3/19/93
37 Kerry Kittles (Villanova)	2/18/95
35 Brandon Young (DePaul)	1/8/13
34 Shizz Alston (Temple)	3/7/19
32 Luke Harangody (Notre Dame)	2/13/08
31 Derrick Brown (Providence)	1/29/97
30 Jeremy Lin (Harvard)	12/6/09
30 Lamar Morgan (Coppin St.)	12/9/17
30 Ryan Daly (St. Joseph's)	11/13/19

Most Field Goals Made

13 Brandon Young (DePaul)	1/8/13
13 Luke Harangody (Notre Dame)	2/13/08
12 5 Times, Most recent: Shizz Alston (Temple)	3/7/19

Most Field Goals Attempted

27 Rodney Monroe (North Carolina St.)	2/16/91
27 Ryan Daly (St. Joseph's)	11/13/19
26 Malik Sealy (St. John's)	1/7/92

Most Rebounds

17 Kitwana Rhymer (Massachusetts)	11/22/99
16 Luke Harangody (Notre Dame)	2/13/08
16 Michael Smith (Providence)	1/23/93

Most Assists

15 Omar Cook (St. John's)	1/6/01
10 Sharaud Curry (Providence)	1/31/09
10 Marty Higgins (Maine)	12/7/91
10 God Shammgod (Providence)	2/6/96
10 Jarron Cumberland (Cincinnati)	2/9/20

Most 3-Point Field Goals Made

7 Eric Eberz (Villanova)	2/18/95
7 Lamar Morgan (Coppin St.)	12/9/17
6 11 Times	

Most 3-Point Field Goals Attempted

15 Scottie Reynolds (Villanova)	2/28/07
15 Rashad Phillips (Detroit Mercy)	3/18/01
15 Bernard Cieplickie (Fairfield)	12/23/91
14 Jason Harris (Fairfield)	12/12/99

Most Free Throws Made

15 Hakim Warrick (Syracuse)	3/5/05
13 Calvin Bowman (West Virginia)	2/26/00
12 Zendon Hamilton (St. John's)	1/8/97
12 Russ Smith (Louisville)	1/18/14

Most Free Throws Attempted

22 Hakim Warrick (Syracuse)	3/5/05
20 Zendon Hamilton (St. John's)	1/8/97
17 Mike Bond (Hartford)	1/15/95
15 Danya Abrams (Boston College)	12/7/96
15 Russ Smith (Louisville)	1/18/14



introductions at Gampel Pavilion.

TRIPLE-DOUBLES, DOUBLE-DOUBLES (since 1959-60)

TRIPLE-DOUBLES				
2015-16 Season				
Daniel Hamilton	11 pts, 11 reb, 11 ast	CCSU (XL)		12/23/15
2013-14 Season				
Shabazz Napier	14 pts, 11 reb, 10 ast	Yale (XL)		11/11/13
2011-12 Season				
Shabazz Napier	22 pts, 12 reb, 13 ast	Coppin St. (XL)		11/20/11
2010-11 Season				
Kemba Walker	24 pts, 13 reb, 10 ast	UMBC (XL)		12/3/10
2008-09 Season				
Hasheem Thabeet	15 pts, 11 reb, 10 blk	Providence (GP)		1/31/09
2005-06 Season				
Marcus Williams	18 pts, 10 reb, 13 ast	Notre Dame (HCC)		2/21/06
2003-04 Season				
Ben Gordon	17 pts, 16 reb, 11 ast	Iona (HCC)		12/20/03
Emeka Okafor	18 pts, 15 reb, 10 blk	Army (GP)		12/6/03
2000-01 Season				
Caron Butler	14 pts, 12 reb, 11 ast	Rhode Island (HCC)		12/26/00
1995-96 Season				
Doron Sheffer	10 pts, 10 reb, 11 ast	Hartford (HCC)		12/30/95
1993-94 Season				
Donyell Marshall	23 pts, 11 reb, 10 blk	Hartford (HCC)		1/17/94

DOUBLE-DOUBLES				
2021-22 Season				
Adama Sanogo	18 pts, 10 reb	vs. Michigan St. (N)		11/25/21
	18 pts, 16 reb	at Seton Hall		1/8/22
	26 pts, 18 reb	St. John's (GP)		1/12/22
	13 pts, 15 reb	Butler (XL)		1/18/22
	24 pts, 15 reb	Marquette (XL)		2/8/22
	20 pts, 16 reb	Seton Hall (GP)		2/16/22
	13 pts, 16 reb	at Creighton		3/2/22
	26 pts, 11 reb	DePaul (GP)		3/5/22
	15 pts, 13 reb	vs. Villanova (N)		3/11/22
Tyrese Martin	15 pts, 11 reb	Binghamton (XL)		11/20/21
	16 pts, 12 reb	vs. Michigan St. (N)		11/25/21
	18 pts, 15 reb	Marquette (XL)		2/8/22
	16 pts, 10 reb	Seton Hall (GP)		2/16/22
	19 pts, 16 reb	DePaul (GP)		3/5/22
Isaiah Whaley	11 pts, 10 reb	at Butler		1/20/22
Andre Jackson	12 pts, 10 reb	Butler (XL)		1/18/22
2020-21 Season				
Isaiah Whaley	10 pts, 10 reb	Hartford (GP)		11/27/20
	15 pts, 13 reb	at Marquette		1/5/21
	12 pts, 10 reb	at Xavier		2/13/21
	17 pts, 10 reb	at Seton Hall		3/3/21
Tyrese Martin	22 pts, 10 reb	DePaul (GP)		12/30/20
	14 pts, 10 reb	vs. DePaul (N-BET)		3/11/21
James Bouknight	21 pts, 10 reb	at Villanova		2/20/21
	20 pts, 10 reb	at Georgetown		2/23/21
Josh Carlton	11 pts, 10 reb	DePaul (GP)		12/30/20
Adama Sanogo	10 pts, 10 reb	Georgetown (GP)		3/6/21

2019-20 Season				
Isaiah Whaley	13 pts, 11 reb	at Houston		1/23/20
	10 pts, 12 reb	at Tulsa		2/6/20
	18 pts, 14 reb	at Temple		2/20/20
	18 pts, 11 reb	UCF (XL)		2/26/20
	10 pts, 10 reb	at Tulane		3/8/20
Christian Vital	26 pts, 16 reb	St. Joseph's (GP)		11/13/19
	16 pts, 10 reb	vs. Buffalo (N)		11/21/19
	15 pts, 10 reb	Temple (GP)		1/29/20
Josh Carlton	12 pts, 10 reb	vs. Buffalo (N)		11/21/19
	19 pts, 12 reb	Iona (GP)		12/4/19
	13 pts, 12 reb	Wichita State (XL)		1/12/20
James Bouknight	19 pts, 10 reb	at ECU		2/29/20
Alterique Gilbert	12 pts, 10 ast	Iona (GP)		12/4/19
Tyler Polley	19 pts, 11 reb	Tulane (GP)		1/8/20

2018-19 Season				
Jalen Adams	19 pts, 12 reb	Wichita State (GP)		1/26/19
	13 pts, 12 ast	at ECU		3/10/19
	15 pts, 10 reb	vs. Houston (N-AAC)		3/15/19
Josh Carlton	20 pts, 16 reb	East Carolina (GP)		2/3/19
	18 pts, 13 reb	at Temple		2/6/19
	20 pts, 10 reb	at East Carolina		3/10/19
	13 pts, 11 reb	vs. Houston (N-AAC)		3/15/19
Christian Vital	14 pts, 10 reb	New Hampshire (XL)		11/24/18
	16 pts, 10 reb	at Cincinnati		1/12/19
	18 pts, 13 reb	at Temple		2/6/19

Eric Cobb	13 pts, 13 reb	vs. Syracuse (N-MSG)		11/15/18
	12 pts, 10 reb	Arizona (XL)		12/2/18
2017-18 Season				
Mamadou Diarra	11 pts, 10 reb	Columbia (GP)		11/29/17
Jalen Adams	29 pts, 13 reb	at Tulsa (2ot)		1/3/18*
Christian Vital	20 pts, 10 reb	Tulsa (XL)		2/15/18
2016-17 Season				
Kentan Facey	15 pts, 14 reb	Auburn (XL)		12/23/16
	23 pts, 10 reb	Temple (GP)		1/11/17
	13 pts, 10 reb	at SMU		1/19/17
	13 pts, 10 reb	East Carolina (XL)		1/22/17
	20 pts, 12 reb	Tulane (GP)		1/28/17
	12 pts, 11 reb	at East Carolina		3/1/17
Jalen Adams	25 pts, 11 ast	vs. Chaminade (N-Mau)		11/22/16*
	13 pts, 10 ast	North Florida (GP)		12/18/16*
	11 pts, 12 ast	Temple (GP)		1/11/17*
	20 pts, 12 ast	at USF		1/25/17*
	18 pts, 10 ast	USF (GP)		2/8/17*
Christian Vital	14 pts, 10 reb	Tulane (GP)		1/28/17

* Indicates vacated game

2015-16 Season				
Daniel Hamilton	13 pts, 11 reb	New Hampshire (GP)		11/17/15
	18 pts, 12 reb	Syracuse (N)		11/26/15
	14 pts, 13 reb	Sacred Heart (XL)		12/2/15
	12 pts, 11 reb	UMass-Lowell (XL)		12/20/15
	16 pts, 13 reb	at Memphis		2/4/16
	12 pts, 16 reb	East Carolina (GP)		2/7/16
	12 pts, 10 reb	Tulsa (GP)		2/13/16
	32 pts, 12 reb	Cincinnati (N-AAC)		3/11/16
	19 pts, 11 reb	Temple (N-AAC)		3/12/16
	12 pts, 11 reb	Memphis (N-AAC)		3/13/16
	17 pts, 10 reb	Colorado (N-NCAA)		3/17/16
Shonn Miller	17 pts, 10 reb	Maine (GP)		11/13/15
Kentan Facey	10 pts, 12 reb	Central Conn. (XL)		12/23/15

2014-15 Season				
Daniel Hamilton	10 pts, 11 ast	Coppin State (XL)		12/14/14
	11 pts, 12 reb	Temple (XL)		12/31/14
	16 pts, 12 reb	at Tulsa		1/13/15
	11 pts, 11 reb	Tulsa (XL)		2/12/15
	25 pts, 13 reb	at Memphis		2/19/15
Amida Brimah	40 pts, 12 reb	Coppin State (XL)		12/14/14
	19 pts, 12 reb	at Memphis		2/19/15
Kentan Facey	12 pts, 12 reb	Central Conn. (XL)		12/28/14

2013-14 Season				
Shabazz Napier	12 pts, 12 reb	Boston University (GP)		11/17/13
	14 pts, 11 ast	Central Florida (GP)		1/11/14
	17 pts, 10 ast	at Memphis		1/16/14
	17 pts, 12 reb	at Temple		2/20/14
	18 pts, 11 reb	Cincinnati (XL)		3/1/14
DeAndre Daniels	23 pts, 11 reb	at Memphis		1/16/14
	31 pts, 12 reb	Temple (XL)		1/21/14
	17 pts, 10 reb	vs. Louisville (N)		3/15/14
	27 pts, 10 reb	vs. Iowa St. (N)		3/28/14
	20 pts, 10 reb	vs. Florida (N)		4/5/14

2012-13 Season				
DeAndre Daniels	25 pts, 10 reb	Georgetown		2/27/13
	23 pts, 10 reb	at South Florida		3/6/13

2011-12 Season				
Andre Drummond	11 pts, 14 reb	Maine		11/17/11
	12 pts, 10 reb	vs. Florida State		11/26/11
	16 pts, 11 reb	St. John's		12/31/11
	10 pts, 12 reb	at Rutgers		1/7/12
	20 pts, 11 reb	West Virginia		1/9/12
	10 pts, 13 reb	at Notre Dame		1/14/12
	15 pts, 11 reb	Notre Dame		1/29/12
	17 pts, 14 reb	Syracuse		2/25/12
	14 pts, 12 reb	at Providence		2/28/12
	14 pts, 10 reb	vs. Syracuse		3/8/12
Tyler Olander	11 pts, 10 reb	Maine		11/17/11
	11 pts, 10 reb	Coppin St.		11/20/11
Alex Oriakhi	14 pts, 10 reb	vs. Central Fla.		11/25/11
	14 pts, 10 reb	DePaul		2/15/12
Shabazz Napier	14 pts, 11 ast	DePaul		2/15/12

2010-11 Season				
Alex Oriakhi	11 pts, 18 reb	Stony Brook		11-12-10
	15 pts, 17 reb	vs Michigan State		11-23-10
	18 pts, 11 reb	vs Kentucky		11-24-10
	11 pts, 21 reb	at Texas		1-8-11
	17 pts, 12 reb	Rutgers		1-11-11
	14 pts, 12 reb	Villanova		1-17-11
	12 pts, 10 reb	Tennessee		1-22-11
	12 pts, 15 reb	Marquette		2-24-11
	13 pts, 19 reb	vs DePaul		3-8-11
	15 pts, 11 reb	vs Syracuse		3-11-11
	11 pts, 11 reb	vs Butler		4-4-11

Roscoe Smith	10 pts, 10 reb	Fairleigh Dickenson		12-8-10
Kemba Walker	31 pts, 10 ast	Georgetown		2-16-11
	33 pts, 12 reb	vs Syracuse		3-11-11
	18 pts, 12 ast	vs Bucknell		3-17-11
2009-10 Season				
Jerome Dyson	24 pts, 14 reb	Harvard		12/06/09
	20 pts, 10 ast	Notre Dame		01/02/10
	16 pts, 10 ast	Seton Hall		01/06/10
Gavin Edwards	17 pts, 13 reb	Louisville		02/28/10
	10 pts, 11 reb	at Notre Dame		03/03/10
Alex Oriakhi	11 pts, 10 reb	at Georgetown		01/09/10
Stanley Robinson	14 pts, 11 reb	vs LSU		11/25/09
	18 pts, 12 reb	Harvard		12/06/09
	14 pts, 12 reb	Maine		12/22/09
	22 pts, 16 reb	Notre Dame		01/02/10
	17 pts, 12 reb	Texas		01/23/10
	14 pts, 11 reb	at Louisville		02/01/10
	15 pts, 13 reb	West Virginia		02/22/10
	14 pts, 13 reb	Louisville		02/28/10
Kemba Walker	15 pts, 10 ast	Boston University		12/02/09
	11 pts, 10 ast	Notre Dame		01/02/10
	19 pts, 10 ast	Texas		01/23/10

2008-09 Season				
Jeff Adrien	12 pts, 15 reb	Hartford		11/17/08
	22 pts, 14 reb	vs LaSalle		11/21/08
	18 pts, 10 reb	Stony Brook		12/15/08
	21 pts, 14 reb	Fairfield		12/26/08
	13 pts, 12 reb	at Cincinnati		1/10/09
	17 pts, 11 reb	at St. John's		1/15/09
	13 pts, 12 reb	Seton Hall		1/18/09
	12 pts, 14 reb	Villanova		1/21/09
	12 pts, 19 reb	at Notre Dame		1/24/09
	12 pts, 13 reb	at DePaul		1/28/09
	14 pts, 15 reb	at Seton Hall		2/14/09
	12 pts, 14 reb	vs Syracuse		3/12/09
	13 pts, 16 reb	vs Chattanooga		3/19/09
	12 pts, 10 reb	vs Missouri		3/28/09

Gavin Edwards	14 pts, 12 reb	vs Gonzaga		12/20/08
AJ Price	13 pts, 11 reb	vs Miami		11/23/08
	24 pts, 10 ast	vs Gonzaga		12/20/08
	33 pts, 10 ast	vs Syracuse		3/12/09
Stanley Robinson	19 pts, 10 reb	at Marquette		2/25/09
	28 pts, 14 reb	vs Syracuse		3/12/09
	10 pts, 11 reb	vs Purdue		3/26/09
	15 pts, 13 reb	vs Michigan State		4/4/09
Hasheem Thabeet	23 pts, 17 reb	Western Carolina		11/14/08
	19 pts, 14 reb	vs Miami		11/23/08
	16 pts, 12 reb	Bryant		11/29/08
	10 pts, 17 reb	Delaware St.		12/1/08
	21 pts, 18 reb	at Buffalo		12/4/08
	20 pts, 11 reb	Fairfield		12/26/08
	13 pts, 13 reb	at West Virginia		1/6/09
	15 pts, 17 reb	Seton Hall		1/18/09
	14 pts, 11 reb	at Louisville		2/2/09
	17 pts, 12 reb	Michigan		2/7/09
	25 pts, 20 reb	at Seton Hall		2/14/09
	14 pts, 15 reb	at Marquette		2/25/09
	16 pts, 11 reb	Notre Dame		2/28/09
	14 pts, 13 reb	at Pittsburgh		3/7/09
	19 pts, 14 reb	vs Syracuse		3/12/09
	20 pts, 13 reb	vs Chattanooga		3/19/09
	15 pts, 15 reb	vs Purdue		3/26/09

TRIPLE-DOUBLES, DOUBLE-DOUBLES

Eric Hayward	3/16/95	UT-Chattanooga	12p, 13r	Rod Sellers	11/26/88	Hartford	13p, 12r	1980-81 Season			
1993-94 Season				Murray Williams	2/11/89	Boston College	11p, 10r	Corny Thompson	12/9/80	Fairfield	15p, 12r
Donyell Marshall	3/25/94	Florida	16p, 13r	1987-88 Season				12/29/80	Army	18p, 12r	
	2/9/94	Boston College	33p, 10r	Cliff Robinson	3/17/88	West Virginia	12p, 12r	12/30/80	W. Kentucky	17p, 20r	
	2/1/94	Syracuse	30p, 12r		3/10/88	Providence	24p, 11r	1/3/81	Rhode Island	22p, 13r	
	1/15/94	St. John's	42p, 13r		1/16/88	Syracuse	11p, 10r	1/8/81	Holy Cross	12p, 11r	
	1/10/94	Syracuse	20p, 11r		1/9/88	Providence	13p, 11r	1/12/81	New Hampshire	16p, 10r	
	1/8/94	Boston College	24p, 16r		1/5/88	Seton Hall	16p, 13r	1/24/81	Georgetown	19p, 11r	
	12/30/93	Tennessee Tech	35p, 13r		12/29/87	Princeton	30p, 10r	1/29/81	Rhode Island	26p, 12r	
	12/28/93	Texas-Arlington	33p, 12r		11/28/87	Central Connecticut	17p, 12r	2/17/81	Seton Hall	20p, 12r	
	12/11/93	Central Connecticut	23p, 10r	Phil Gamble	1/30/88	Maryland-Eastern Shore	23p, 11r	Chuck Aleksinas	12/29/80	Army	13p, 10r
	12/8/93	Seton Hall	20p, 14r		1/30/88	Georgetown	16p, 11r	1/5/81	Syracuse	20p, 10r	
	12/1/93	Yale	26p, 13r	Tate George	3/30/88	Ohio State	14p, 10a	1/21/81	Villanova	11p, 11r	
	11/27/93	Towson State	31p, 11r	Willie McCloud	12/8/87	Villanova	11p, 10r	2/14/81	Syracuse	15p, 12r	
Ray Allen	3/17/94	Rider	12p, 10r	Murray Williams	2/29/88	St. John's	13p, 12r	Mike McKay	1/21/81	Villanova	16p, 11r
	12/11/93	Central Connecticut	25p, 11r	1986-87 Season				1979-80 Season			
Donny Marshall	3/11/94	St. John's	12p, 10r	Gerry Besselink	3/5/87	Boston College	10p, 12r	Corny Thompson	12/11/79	Yale	21p, 12a
	1/29/94	Pittsburgh	16p, 10r		2/18/87	St. John's	17p, 16r	12/4/79	New Hampshire	18p, 11r	
Eric Hayward	1/25/94	Villanova	10p, 10r		2/7/87	Syracuse	12p, 15r	12/7/79	Richmond	16p, 11r	
Kevin Ollie	12/30/93	Tennessee Tech	13p, 14a		2/5/87	Holy Cross	18p, 16r	12/11/79	Fairfield	14p, 11r	
1992-93 Season					1/27/87	Boston College	13p, 13r	12/29/79	Pittsburgh	16p, 10r	
Donyell Marshall	3/19/93	Jackson State	22p, 12r		1/6/87	Seton Hall	10p, 11r	1/3/80	New Hampshire	14p, 14r	
	2/27/93	Seton Hall	19p, 11r		1/3/87	Syracuse	14p, 14r	1/5/80	St. John's	16p, 11r	
	2/22/93	Maine	20p, 10r	Cliff Robinson	1/11/86	Rhode Island	12p, 21r	1/10/80	Boston College	20p, 12r	
	2/15/93	Syracuse	16p, 14r		1/24/87	Providence	14p, 15r	1/23/80	Providence	27p, 14r	
	2/13/93	Miami	19p, 14r		1/21/87	Georgetown	17p, 10r	2/6/80	Massachusetts	16p, 11r	
	1/30/93	St. John's	16p, 11r	Jeff King	11/11/86	Rhode Island	24p, 10r	2/9/80	Rhode Island	14p, 10r	
	1/18/93	Georgetown	19p, 10r	1985-86 Season				2/18/80	Vermont	18p, 19r	
	1/16/93	Boston College	16p, 10a	Tim Coles	12/10/85	Fairfield	10p, 10r	2/20/80	Holy Cross	22p, 14r	
	1/4/93	Seton Hall	18p, 14r		12/14/85	Rhode Island	17p, 15r	2/28/80	Boston College	16p, 18r	
	12/29/92	Towson State	22p, 11r		12/21/85	Minnesota	18p, 11r	12/8/79	Utah	10p, 12r	
Scott Burrell	2/13/93	Miami	17p, 10r		12/27/85	St. Francis	11p, 12r	1/10/80	Boston College	14p, 13r	
	2/9/93	Villanova	15p, 13r		1/8/86	Georgetown	21p, 13r	1/26/80	Syracuse	21p, 13r	
	2/6/93	Florida State	15p, 11r		1/11/86	Boston College	15p, 14r	2/20/80	Rhode Island	12p, 12r	
Donny Marshall	1/12/93	Pittsburgh	15p, 11r		1/13/86	Villanova	13p, 10r	2/9/80	Rhode Island	12p, 10r	
Kevin Ollie	1/18/93	Georgetown	15p, 10a		1/18/86	St. John's	11p, 11r	2/23/80	Holy Cross	19p, 11r	
1991-92 Season					1/21/86	Seton Hall	13p, 16r	2/23/80	Maine	21p, 10r	
Rod Sellers	3/21/92	Ohio State	12p, 13r	1984-85 Season				11/24/78	Long Island U.	23p, 10r	
	3/4/92	Syracuse	18p, 14r	Ray Broxton	1/26/85	Boston College	14p, 11r	11/25/78	Davidson	20p, 10r	
	2/25/92	Pittsburgh	14p, 12r		2/25/85	Boston College	21p, 10r	12/2/78	Yale	13p, 10r	
	2/22/92	Providence	19p, 16r		1/30/85	Seton Hall	10p, 11r	12/29/78	Tulsa	27p, 13r	
	2/8/92	Seton Hall	17p, 9r		3/6/85	Georgetown	22p, 10r	12/30/78	East Carolina	21p, 14r	
	1/27/92	Villanova	11p, 12r	Earl Kelley	12/7/85	Boston University	14p, 14a	1/3/79	New Hampshire	13p, 10r	
	1/18/92	Miami	11p, 11r		12/21/85	Minnesota	20p, 0a	1/9/79	Rutgers	27p, 11r	
	12/27/91	Central Connecticut	17p, 13r		1/29/86	Central Conn.	22p, 13a	1/11/79	Boston University	21p, 10r	
	12/2/91	Wake Forest	16p, 10r	Gerry Besselink	12/27/85	St. Francis	10p, 11r	1/17/79	Boston College	27p, 12r	
	11/22/91	Hartford	17p, 12r	Jeff King	1/21/86	Seton Hall	14p, 12r	1/26/79	Holy Cross	25p, 10r	
Toraino Walker	1/25/92	Boston College	10p, 10r	1983-84 Season				1/27/79	Boston College	11p, 10r	
	12/28/91	Furman	10p, 10r	Tim Coles	12/15/83	Massachusetts	10p, 12r	1/31/79	Manhattan	18p, 17r	
	12/27/91	Central Connecticut	12p, 13r		1/4/84	Georgetown	19p, 12r	2/6/79	Harvard	15p, 11r	
	12/23/91	Fairfield	12p, 13r		1/10/84	St. John's	16p, 13r	2/10/79	Massachusetts	16p, 12r	
Donyell Marshall	3/21/92	Ohio State	12p, 16r		1/31/84	Boston College	10p, 12r	2/21/79	St. Peter's	19p, 15r	
	3/7/92	Boston College	19p, 11r		2/18/84	Syracuse	15p, 12r	2/24/79	Rhode Island	30p, 12r	
	12/27/91	Central Connecticut	14p, 10r		2/20/84	Providence	16p, 15r	3/1/79	Boston College	15p, 12r	
Scott Burrell	3/19/92	Nebraska	20p, 11r	Alvin Frederick	1/26/85	Boston College	18p, 12r	3/3/79	Rhode Island	16p, 12r	
	12/28/91	Furman	18p, 12r		2/13/85	Pittsburgh	13p, 12r	3/10/79	Syracuse	18p, 12r	
1990-91 Season				1982-83 Season				11/24/78	Maine	18p, 17r	
Rod Sellers	3/14/91	LSU	11p, 10r	Bruce Kuczynski	1/11/83	St. John's	13p, 11r	2/3/79	New Hampshire	14p, 14r	
	2/27/91	Seton Hall	21p, 12r		1/29/83	Seton Hall	18p, 12r	2/4/79	Rhode Island	18p, 11r	
	2/19/91	Providence	15p, 13r	Eddie Williams	1/22/83	Boston College	15p, 11r	3/10/79	Syracuse	17p, 13r	
	2/2/91	Villanova	14p, 14r		2/26/83	Providence	12p, 14r	12/30/78	East Carolina	18p, 10r	
	1/28/91	Syracuse	15p, 10r	Karl Hobbs	11/30/82	Yale	17p, 10a	2/8/79	Fordham	22p, 10r	
	1/10/91	Central Connecticut	13p, 14r	1981-82 Season				1977-78 Season			
	1/5/91	Pittsburgh	14p, 11r	Corny Thompson	12/8/81	Fairfield	12p, 11r	Jim Abromaitis	12/3/77	Yale	16p, 11r
	1/2/91	Boston College	14p, 11r		1/9/82	Seton Hall	21p, 10r	12/6/77	New Hampshire	27p, 10r	
	12/28/90	Lafayette	12p, 12r		1/13/82	Boston College	20p, 10r	12/29/77	Manhattan	19p, 15r	
	11/27/90	Hartford	21p, 10r		1/16/82	Holy Cross	24p, 13r	1/3/78	Colgate	13p, 15r	
Scott Burrell	3/8/91	Georgetown	11p, 12r		2/6/82	Boston College	12p, 13r	1/3/78	St. Francis	20p, 10r	
	2/16/91	NC State	19p, 10r		2/10/82	St. John's	19p, 10r	1/6/78	New Hampshire	12p, 10r	
	2/5/91	Boston College	16p, 16r		2/16/82	Seton Hall	10p, 11r	1/7/78	Rhode Island	19p, 10r	
	1/26/91	Seton Hall	12p, 11r		2/24/82	Villanova	10p, 10r	1/10/78	Holy Cross	10p, 13r	
	12/29/90	Rhode Island	16p, 12r		3/4/82	St. John's	14p, 10r	1/27/78	Boston College	10p, 11r	
	12/9/90	Maine	19p, 11r		3/10/82	Dayton	11p, 13r	1/28/78	Rutgers	24p, 11r	
Toraino Walker	1/10/91	Central Connecticut	14p, 10r	Eddie Williams	1/22/83	Boston College	15p, 11r	2/4/78	Rhode Island	27p, 10r	
	1/8/91	Villanova	11p, 10r		2/26/83	Providence	12p, 14r	2/8/78	Manhattan	16p, 11r	
1989-90 Season					11/30/82	Yale	17p, 10a	2/25/78	Manhattan	16p, 11r	
Dan Cyrulik	1/27/90	St. John's	13p, 10r	1988-89 Season				12/14/77	Massachusetts	19p, 14r	
Nadav Henefeld	12/9/89	Maine	12p, 11r	Cliff Robinson	2/25/89	Pittsburgh	24p, 12r	1/6/78	St. Francis	24p, 10r	
1988-89 Season					2/22/89	Boston College	17p, 11r	1/27/78	Holy Cross	11p, 15r	
	2/18/89	Villanova	17p, 10r		1/30/89	Massachusetts	29p, 14r	1/28/77	New Hampshire	27p, 10r	
	1/30/89	Massachusetts	29p, 14r		11/30/88	Yale	16p, 12r	1/29/77	Rhode Island	33p, 13r	
	11/30/88	Yale	16p, 12r	Tate George	12/5/88	Marist	16p, 10a	1/21/77	Rhode Island	33p, 13r	

ALL-TIME TRIPLE-DOUBLES, DOUBLE-DOUBLES

	2/10/77	Manhattan	29p, 12r
	2/12/77	Vermont	25p, 10r
	2/16/77	Holy Cross	14p, 13r
	2/26/77	Rhode Island	28p, 11r
	3/1/77	Fairfield	37p, 10r
	3/3/77	Holy Cross	29p, 10r
	3/5/77	Fairfield	36p, 10r
Jeff Carr	1/4/77	Maine	12p, 14r
	1/11/77	Providence	19p, 13r
	1/29/77	Massachusetts	10p, 12r
	2/16/77	Holy Cross	20p, 10r
Jim Abromaitis	1/27/77	Boston College	14p, 10r
	1/29/77	Massachusetts	14p, 14r
	2/26/77	Rhode Island	22p, 11r
Randy LaVigne	12/11/76	George Washington	11p, 10r
1975-76 Season			
John Thomas	11/28/75	Manhattan	13p, 12r
	11/29/75	Colgate	14p, 11r
	12/6/75	Yale	13p, 14r
	1/2/76	Boston College	12p, 11r
	1/6/76	Vermont	11p, 12r
	1/9/76	Columbia	13p, 18r
	1/10/76	American	18p, 11r
	1/21/76	Manhattan	15p, 21r
	1/24/76	Rhode Island	10p, 11r
	1/31/76	Massachusetts	13p, 14r
	2/4/76	Boston University	17p, 19r
	2/19/76	Maine	20p, 14r
	2/28/76	Rhode Island	15p, 17r
	3/2/76	Fairfield	13p, 15r
	3/6/76	Providence	15p, 12r
Jeff Carr	12/3/75	Canisius	10p, 12r
	12/9/75	Boston University	15p, 13r
	1/6/76	Vermont	12p, 19r
	1/10/76	American	20p, 19r
	1/17/76	Maine	13p, 12r
	2/21/76	New Hampshire	12p, 11r
	2/26/76	New Hampshire	11p, 11r
	3/2/76	Fairfield	13p, 15r
	3/13/76	Hofstra	17p, 15r
Tony Hanson	11/28/75	Manhattan	23p, 10r
	12/9/75	Boston University	21p, 10r
	12/13/75	Rutgers	28p, 10r
	1/2/76	Boston College	21p, 12r
	1/10/76	American	24p, 11r
	1/17/76	Maine	32p, 10r
	2/12/76	Lafayette	15p, 12a
	2/26/76	New Hampshire	20p, 10r
Joey Whelton	12/9/75	Boston University	21p, 11a
	1/9/76	Columbia	16p, 10a
	3/4/76	Massachusetts	17p, 10a
Al Weston	2/21/76	New Hampshire	12p, 11r
Jim Abromaitis	2/26/76	New Hampshire	15p, 11r
1974-75 Season			
John Thomas	12/3/74	Cal. Fullerton	15p, 10r
	1/11/75	East Carolina	18p, 10r
	1/15/75	New Hampshire	16p, 18r
	2/8/75	Massachusetts	15p, 13r
	2/22/75	Maine	10p, 10r
	2/25/75	Boston College	12p, 13r
	3/16/75	South Carolina	14p, 13r
Earl Wilson	12/3/74	Cal. Fullerton	15p, 10r
	12/10/74	Vermont	12p, 11r
	1/15/75	New Hampshire	22p, 11r
	1/25/75	Vermont	10p, 15r
	2/22/75	Maine	15p, 15r
Tony Hanson	2/19/75	Boston University	26p, 10r
	3/8/75	Providence	12p, 15r
	3/16/75	South Carolina	17p, 13r
Larry Kelly	3/6/75	Boston College	10p, 10r
Ken Wright	2/22/75	Maine	14p, 12r
1973-74 Season			
Earl Wilson	12/1/73	Yale	19p, 10r
	12/8/73	Harvard	12p, 11r
	1/7/74	Colgate	16p, 12r
	1/16/74	Columbia	12p, 15r
	1/19/74	Maine	16p, 13r
	2/19/74	Rutgers	15p, 11r
Gary Custick	12/1/73	Yale	19p, 10r
	12/5/73	Holy Cross	11p, 10r
	12/15/73	Manhattan	12p, 11r
Cal Chapman	12/5/73	Holy Cross	14p, 12r
	2/5/74	Rhode Island	15p, 14r
Tony Hanson	1/3/74	New Hampshire	14p, 13r
John Thomas	3/21/74	Boston College	24p, 10r
	2/23/74	Rhode Island	17p, 12r
1972-73 Season			
Cal Chapman	12/2/72	Yale	14p, 15r
	12/6/72	Holy Cross	27p, 12r
	12/22/72	Harvard	11p, 10r
	12/23/72	Syracuse	20p, 12r
	1/11/73	South Florida	17p, 11r
	1/20/73	Rhode Island	11p, 10r
	1/24/73	Dartmouth	26p, 20r
	2/3/73	Maine	32p, 17r

	2/10/73	Massachusetts	11p, 13r
	2/15/73	Vermont	13p, 10r
	2/17/73	Maine	29p, 13r
	2/22/73	Manhattan	17p, 11r
	2/24/73	Rhode Island	19p, 11r
Earl Wilson	3/3/73	Boston University	16p, 11r
	12/2/72	Yale	11p, 15r
	12/16/72	Columbia	18p, 12r
	12/22/72	Harvard	14p, 13r
	1/9/73	Florida Southern	20p, 10r
	1/11/73	South Florida	11p, 11r
	1/13/73	Georgetown	13p, 11r
	1/27/73	Vermont	12p, 21r
	2/3/73	Maine	11p, 14r
	2/7/73	Boston University	14p, 10r
	2/15/73	Vermont	12p, 11r
	3/3/73	Boston University	18p, 10r
Gary Custic	12/2/72	Yale	24p, 15r
	1/24/73	Dartmouth	19p, 14r
	2/24/73	Rhode Island	21p, 13r
	2/27/73	Boston College	10p, 10r
1971-72 Season			
Cal Chapman	12/1/71	Dartmouth	14p, 16r
	12/8/71	Fairfield	25p, 15r
	12/21/71	Columbia	18p, 12r
	12/29/71	Oral Roberts	13p, 14r
	12/30/71	East Carolina	18p, 18r
	1/5/72	Colgate	18p, 13r
	1/15/72	Maine	26p, 10r
	2/5/72	Maine	19p, 11r
	2/12/72	Massachusetts	19p, 11r
	3/4/72	Manhattan	16p, 10r
Gary Custic	12/8/71	Fairfield	15p, 12r
	12/11/71	Vermont	20p, 10r
	12/14/71	Massachusetts	13p, 10r
	12/21/71	Columbia	22p, 14r
	12/29/71	Oral Roberts	20p, 10r
	1/25/72	Boston University	25p, 15r
	2/8/72	New Hampshire	30p, 18r
	2/16/72	New Hampshire	26p, 11r
Robert Parsons	12/11/71	Vermont	10p, 10r
	1/29/72	Vermont	11p, 11r
Steven Bell	1/29/72	Vermont	12p, 10r
1970-71 Season			
Ron Hrubala	12/5/70	Yale	13p, 11r
	12/9/70	New Hampshire	21p, 20r
	12/19/70	Yale	13p, 14r
	1/7/71	New Hampshire	13p, 16r
	1/16/71	Vermont	18p, 11r
	1/27/71	Fairfield	11p, 12r
	1/30/71	Maine	18p, 13r
	2/10/71	Colgate	12p, 13r
	2/17/71	Vermont	27p, 13r
	2/20/71	Syracuse	12p, 12r
	2/23/71	Rutgers	15p, 18r
	2/27/71	Rhode Island	11p, 14r
Robert Staak	2/17/71	Vermont	10p, 10r
Al Vaughn	2/17/71	Vermont	22p, 10r
Robert Parsons	2/2/71	Dartmouth	11p, 16r
1969-70 Season			
Ron Hrubala	12/6/69	Yale	12p, 18r
	12/10/69	New Hampshire	10p, 10r
	12/23/69	Manhattan	13p, 12r
	1/5/70	Maine	13p, 15r
	1/10/70	Rhode Island	14p, 13r
	1/26/70	Boston University	14p, 20r
	2/7/70	Maine	15p, 16r
	2/18/70	New Hampshire	15p, 15r
	2/21/70	Colgate	16p, 21r
Robert Taylor	12/3/69	Fairfield	11p, 10r
	12/6/69	Yale	14p, 14r
	12/10/69	Dartmouth	10p, 10r
	2/11/70	Syracuse	11p, 15r
	2/18/70	New Hampshire	17p, 12r
	2/21/70	Colgate	16p, 12r
	2/24/70	Rutgers	12p, 13r
Robert Staak	2/14/70	Massachusetts	27p, 10r
Phil Hoagland	1/5/70	Maine	12p, 10r
1968-69 Season			
Ron Hrubala	11/30/68	Yale	19p, 10r
	12/30/68	UC Santa Barbara	17p, 12r
	1/1/69	Utah	11p, 13r
	1/4/69	Dartmouth	19p, 11r
	1/25/69	Manhattan	18p, 17r
	2/1/69	Vermont	19p, 20r
	2/4/69	Seton Hall	21p, 16r
	2/17/69	Maine	26p, 14r
	2/19/69	New Hampshire	27p, 20r
Anthony Budzinsky	12/7/68	Boston College	17p, 13r
	12/7/68	New Hampshire	17p, 11r
	12/17/68	Massachusetts	11p, 13r
	1/8/69	Syracuse	19p, 10r
	1/11/69	Rhode Island	15p, 10r
	2/17/69	Maine	10p, 12r

Anthony Anelauskas	1/8/69	Syracuse	16p, 12r
	2/11/69	Boston University	11p, 19r
Stephen Koski	1/4/69	Dartmouth	11p, 12r
	1/8/69	Syracuse	15p, 13r
	2/1/69	Vermont	14p, 10r
1967-68 Season			
William Corley	12/2/67	Yale	20p, 19r
	12/5/67	Boston University	19p, 18r
	12/9/67	Boston College	26p, 16r
	12/13/67	St. Francis	19p, 15r
	12/16/67	Fordham	17p, 16r
	12/28/67	William & Mary	18p, 15r
	12/29/67	Texas Christian	16p, 11r
	1/3/68	Holy Cross	26p, 14r
	1/6/68	Maine	16p, 12r
	1/10/68	New Hampshire	51p, 28r
	1/13/68	Rhode Island	12p, 15r
	1/25/68	Vermont	28p, 11r
	1/27/68	Syracuse	25p, 13r
	2/3/68	Vermont	20p, 22r
	2/10/68	Maine	14p, 13r
	2/13/68	Rutgers	13p, 13r
	2/17/68	Massachusetts	19p, 21r
	2/20/68	New Hampshire	29p, 21r
	2/22/68	Holy Cross	28p, 15r
	2/24/68	Long Island University	11p, 10r
	2/26/68	Seton Hall	24p, 17r
	3/2/68	Rhode Island	15p, 13r
Timothy Smith	1/6/68	Maine	19p, 11r
	1/13/68	Rhode Island	11p, 10r
	1/27/68	Syracuse	13p, 11r
	2/10/68	Maine	29p, 15r
	2/13/68	Rutgers	27p, 11r
	2/22/68	Holy Cross	24p, 13r
John Crisp	1/3/68	Holy Cross	10p, 13r
	1/10/68	New Hampshire	17p, 11r
	1/27/68	Syracuse	10p, 11r
	2/3/68	Vermont	16p, 10r
	2/26/68	Seton Hall	24p, 12r
Anthony Budzinsky	2/26/68	Seton Hall	11p, 10r
1966-67 Season			
William Corley	12/1/66	American International	18p, 12r
	12/14/66	St. Francis	19p, 18r
	12/28/66	George Washington	16p, 16r
	12/30/66	Virginia	22p, 12r
	1/4/67	Holy Cross	16p, 12r
	1/7/67	Vermont	10p, 19r
	1/21/67	Fordham	14p, 16r
	2/1/67	Massachusetts	17p, 14r
	2/4/67	Maine	19p, 12r
	2/6/67	Syracuse	18p, 13r
	2/13/67	Maine	17p, 18r
	2/18/67	Massachusetts	19p, 12r
	2/21/67	New Hampshire	14p, 13r
	2/23/67	Rutgers	25p, 16r
	2/25/67	Rhode Island	24p, 16r
	3/1/67	Holy Cross	13p, 15r
William Holowaty	12/7/66	New Hampshire	12p, 11r
	12/17/66	East Carolina	15p, 11r
	12/30/66	Virginia	12p, 10r
	1/7/67	Vermont	12p, 19r
	2/4/67	Maine	18p, 14r
Wes Bialosuknia	2/21/67	New Hampshire	32p, 10r
William Gray	12/30/66	Virginia	14p, 13r
Robert Steinberg	12/14/66	St. Francis	12p, 12r
1965-66 Season			
William Corley	12/4/65	Yale	18p, 21r
	12/7/65	Manhattan	11p, 21r
	12/11/65	Boston College	23p, 18r
	12/13/65	Maine	10p, 20r
	12/28/65	Baylor	20p, 15r
	1/12/66	New Hampshire	16p, 18r
	1/15/66	Rhode Island	13p, 17r
	1/28/66	Colgate	14p, 14r
	1/29/66	Vermont	13p, 10r
	2/2/66	Massachusetts	14p, 19r
	2/12/66	Holy Cross	23p, 18r
	2/19/66	Massachusetts	20p, 16r
	2/23/66	Rutgers	19p, 17r
	2/26/66	Vermont	19p, 17r
	3/1/66	Rhode Island	25p, 12r
	3/4/66	Rhode Island	17p, 17r
Robert Steinberg	12/28/65	Baylor	14p, 18r
	1/5/66	Holy Cross	17p, 11r
	2/2/66	Massachusetts	22p, 15r
	2/5/66	Maine	12p, 14r
William Holowaty	1/12/66	New Hampshire	13p, 10r
	2/5/66	Maine	10p, 13r
	2/19/66	Massachusetts	12p, 13r
Richard Thompson	12/11/65	American International	15p, 12r
	1/28/66	Colgate	10p, 10r
Daniel Hesford	1/12/66	New Hampshire	10p, 11r
	2/2/66	Massachusetts	10p, 10r

TRIPLE-DOUBLES, DOUBLE-DOUBLES

Wes Bialosuknia	12/1/65	American International	27p, 13r
Ron Ritter	2/15/65	New Hampshire	13p, 10r
1964-65 Season			
Toby Kimball	12/1/64	American International	30p, 28r
	12/5/64	Yale	20p, 24r
	12/9/64	Harvard	17p, 23r
	12/12/64	Boston College	18p, 16r
	12/15/64	Massachusetts	11p, 22r
	12/17/64	Maine	16p, 21r
	12/19/64	Fordham	16p, 18r
	1/5/65	Holy Cross	22p, 15r
	1/12/65	New Hampshire	17p, 15r
	1/16/65	Rhode Island	17p, 14r
	1/27/65	Temple	16p, 20r
	1/30/65	Vermont	20p, 17r
	2/3/65	Rutgers	13p, 16r
	2/6/65	Maine	31p, 25r
	2/9/65	Massachusetts	21p, 19r
	2/13/65	Holy Cross	17p, 17r
	2/16/65	Boston University	17p, 21r
	2/20/65	American University	21p, 24r
	2/24/65	Manhattan	13p, 21r
	2/27/65	New Hampshire	23p, 34r
	3/3/65	Colgate	28p, 23r
	3/6/65	Rhode Island	22p, 21r
	3/8/65	St. Joseph's	21p, 29r
Dan Hesford	12/1/64	American International	24p, 14r
	1/9/65	Vermont	16p, 10r
	2/6/65	Maine	12p, 10r
	3/3/65	Colgate	18p, 12r
William Holowaty	1/9/65	Vermont	14p, 18r
Richard Thompson	12/31/64	Cornell	13p, 10r
	2/20/65	American University	11p, 15r

1963-64 Season			
Toby Kimball	12/4/63	American International	19p, 16r
	12/7/63	Yale	15p, 19r
	12/10/63	Massachusetts	11p, 17r
	12/14/63	Boston College	26p, 21r
	1/4/64	Manhattan	32p, 22r
	1/9/64	Boston University	22p, 19r
	1/11/64	New Hampshire	10p, 19r
	1/13/64	Maine	24p, 19r
	2/1/64	Vermont	19p, 14r
	2/5/64	Rutgers	19p, 18r
	2/8/64	Maine	27p, 23r
	2/11/64	Massachusetts	19p, 14r
	2/14/64	Vermont	19p, 18r
	2/15/64	Holy Cross	25p, 23r
	2/19/64	Holy Cross	19p, 24r
	2/22/64	Colgate	43p, 25r
	2/25/64	New Hampshire	22p, 18r
	2/29/64	Rhode Island	20p, 10r
	3/4/64	Rhode Island	32p, 19r
	3/6/64	Syracuse	25p, 18r
	3/9/64	Temple	12p, 17r
	3/14/64	Princeton	16p, 16r
	3/16/64	Duke	18p, 14r


Edward Slomcenski	12/4/63	American International	15p, 11r
	1/13/64	Maine	15p, 14r
	2/11/64	Massachusetts	23p, 14r
	2/22/64	Colgate	12p, 12r
	3/9/64	Temple	13p, 14r
1962-63 Season			
Toby Kimball	12/1/62	Yale	12p, 14r
	12/8/62	Boston College	11p, 22r
	12/12/62	Massachusetts	22p, 17r
	12/17/62	American University	19p, 13r
	1/5/63	Holy Cross	24p, 24r
	1/29/63	Boston University	29p, 16r
	2/6/63	American International	19p, 18r
	2/9/63	Maine	16p, 17r
	2/12/63	Massachusetts	14p, 14r
	2/16/63	Holy Cross	16p, 23r
	2/19/63	Rhode Island	11p, 17r
	2/23/63	Rutgers	25p, 20r
	2/26/63	New Hampshire	18p, 24r
	3/2/63	Rhode Island	24p, 22r
	3/7/63	Syracuse	22p, 13r
	3/9/63	Colgate	15p, 13r
	3/11/63	West Virginia	19p, 19r
Edward Slomcenski	12/15/62	Fordham	20p, 12r
	1/8/63	New Hampshire	25p, 16r
	1/12/63	Maine	40p, 24r
	1/24/63	Canisius	22p, 16r
	2/2/63	Vermont	22p, 13r
	2/6/63	American International	12p, 16r
	2/9/63	Maine	16p, 18r
	2/16/63	Holy Cross	26p, 15r
	2/19/63	Rhode Island	15p, 10r
	2/21/63	Manhattan	15p, 12r
Gerry Manning	2/6/63	American International	15p, 11r
	2/12/63	Massachusetts	18p, 17r

1961-62 Season			
Edward Slomcenski	12/9/61	Boston College	16p, 19r
	1/6/62	Holy Cross	18p, 11r
	1/29/62	Loyola	21p, 12r
	2/3/62	Boston University	15p, 15r
	1/17/62	Vermont	16p, 23r
	2/13/62	Massachusetts	17p, 16r
	2/17/62	Holy Cross	17p, 12r
	2/20/62	Maine	14p, 15r
	3/9/62	Colgate	11p, 16r
Gerry Manning	1/6/62	Holy Cross	14p, 11r
	2/3/62	Boston University	12p, 14r
	2/17/62	Holy Cross	12p, 11r
	2/27/62	New Hampshire	12p, 28r
	3/3/62	Rhode Island	12p, 12r
	3/5/62	Syracuse	20p, 15r
	3/9/62	Colgate	13p, 12r
Bob Haines	12/12/61	Massachusetts	14p, 11r
	1/2/62	Maine	16p, 12r
	3/9/62	Colgate	17p, 14r
Dom Perno	1/29/62	Loyola	10p, 10r

	2/23/62	Rutgers	12p, 12r
	2/27/62	New Hampshire	13p, 15r
Andy Czuchry	1/29/62	Loyola	18p, 10r
1960-61 Season			
Dave King	12/1/60	American International	11p, 16r
	12/3/60	Yale	13p, 11r
	12/9/60	Boston College	19p, 11r
	12/15/60	Vermont	20p, 13r
	12/17/60	Fordham	15p, 10r
	2/8/61	New Hampshire	16p, 11r
	2/11/61	Maine	21p, 11r
	3/1/61	Colgate	19p, 12r
Pete Kelly	12/17/60	Fordham	15p, 10r
	1/2/61	Princeton	24p, 10r
	1/4/61	Rutgers	19p, 11r
	1/14/61	Rhode Island	16p, 11r
	1/31/61	Maine	13p, 10r
	2/1/61	Maine	17p, 11r
Bob Haines	1/4/61	Rutgers	15p, 22r
	1/10/61	Boston University	14p, 16r
	1/31/61	Maine	14p, 12r
	2/2/61	Manhattan	13p, 16r
	2/8/61	New Hampshire	23p, 16r
Glenn Cross	12/1/60	American International	10p, 10r
1959-60 Season			
John Pipczynski	12/5/59	Yale	14p, 14r
	12/12/59	Boston College	16p, 14r
	1/2/60	Fordham	16p, 11r
	1/5/60	New Hampshire	11p, 13r
	1/9/60	Holy Cross	13p, 10r
	1/16/60	Niagara	16p, 12r
	1/30/60	Manhattan	21p, 11r
	2/6/60	Maine	13p, 11r
	2/9/60	Rhode Island	20p, 17r
	2/13/60	Temple	13p, 12r
	3/5/60	Rhode Island	17p, 13r
	3/8/60	New York University	10p, 16r
Walt Griffin	12/1/59	American International	17p, 16r
	12/5/59	Yale	10p, 13r
	12/9/59	New Hampshire	13p, 17r
	2/9/60	Rhode Island	12p, 15r
	2/12/60	Maine	16p, 13r
	2/13/60	Temple	13p, 14r
	2/23/60	Canisius	15p, 20r
	2/27/60	Vermont	13p, 31r
	3/3/60	Colgate	18p, 28r
	3/5/60	Rhode Island	11p, 14r
Ed Martin	12/1/59	American International	16p, 25r
	12/5/59	Yale	15p, 17r
	12/12/59	Boston College	13p, 25r
	12/15/59	Massachusetts	10p, 10r
	12/19/59	Rutgers	11p, 15r
	12/22/59	Santa Clara	11p, 19r
	1/2/60	Fordham	12p, 12r
	1/13/60	Boston University	10p, 13r



Donyell Marshall (42), Kemba Walker (15) and Emeka Okafor (50) each recorded a triple-double and Shabazz Napier (13) had two triple-doubles while playing for the Huskies.



UConn Basketball Letterwinner History



ALL-TIME LETTERWINNERS

NAME	G	FG	FGA	PCT	3FG	3FGA	PCT	FT	FTA	PCT	REB	AVG	A	T	B	S	MIN	PTS	AVG
ABROMAITIS, JAMES F.																			
1975-76	28	64	132	48.5	-	-	-	8	16	50.0	122	4.4	17	-	-	-	136	4.9	
1976-77	27	131	281	46.6	-	-	-	17	36	47.2	185	6.9	78	-	-	-	279	10.3	
1977-78	26	157	311	50.5	-	-	-	62	98	63.3	228	8.8	51	-	-	-	376	14.5	
1978-79	2	5	12	41.7	-	-	-	0	2	0.0	15	7.5	4	-	-	1	35	10	5.0
1979-80	29	112	185	60.5	-	-	-	59	81	72.8	182	6.3	49	-	-	23	633	283	9.8
BE	6	25	39	64.1	-	-	-	15	19	79.0	39	6.5	12	8	0	16	151	61	10.2
TOTALS	112	469	921	50.9	-	-	-	146	233	62.7	732	6.5	199	-	-	-	1084	9.7	
ADAMS, BRENDAN	6	25	39	64.1	-	-	-	15	19	79.0	39	6.5	12	8	0	16	151	61	10.2
ADAMS, BRENDAN																			
2018-19	31	25	83	30.1	12	51	23.5	19	24	79.2	38	1.2	22	13	1	6	394	81	2.6
AAC	16	10	37	27.0	6	24	25.0	3	3	100.0	19	1.2	9	5	0	2	203	29	1.8
2019-20	31	74	188	39.4	30	108	27.8	50	69	72.5	69	2.2	34	42	4	16	680	228	7.4
AAC	18	39	119	32.8	20	75	26.7	30	44	68.2	45	2.5	21	26	2	9	426	128	7.1
2020-21	16	20	67	29.9	11	38	28.9	21	29	72.4	34	2.1	24	14	1	9	320	72	4.5
BE	12	12	45	26.7	8	27	29.6	17	25	68.0	25	2.1	19	9	1	7	254	49	4.1
TOTALS	78	119	338	35.2	53	197	26.9	90	122	73.8	141	1.8	80	69	6	31	1395	381	4.9
AAC	34	49	156	31.4	26	99	26.3	33	47	70.2	64	1.9	30	31	2	11	629	157	4.6
BE	12	12	45	26.7	8	27	29.6	17	25	68.0	25	2.1	19	9	1	7	254	49	4.1
ADAMS, JALEN																			
2015-16	36	104	244	42.6	12	44	27.3	44	51	86.3	92	2.6	87	61	15	39	839	264	7.3
AAC	18	54	124	43.5	3	19	15.8	24	28	85.7	45	2.5	40	30	8	21	445	135	7.5
**2016-17	32	174	404	43.1	36	103	35.0	77	93	82.8	136	4.3	195	99	7	35	1137	461	14.4
AAC	17	78	205	38.0	17	60	28.3	32	35	91.4	71	4.2	114	55	5	18	598	205	12.1
**2017-18	30	208	484	43.0	48	148	32.4	78	98	79.6	355	4.2	141	87	10	46	1144	542	18.1
AAC	17	119	268	44.4	27	83	32.5	52	63	82.5	70	4.1	92	51	7	30	652	317	18.6
2018-19	26	169	347	48.7	43	121	35.5	58	70	82.9	104	4.0	88	72	8	28	780	439	16.9
AAC	11	70	152	46.1	21	53	39.6	28	31	90.3	41	3.7	31	30	3	12	334	189	17.2
TOTALS	124	655	1479	44.3	139	416	33.4	257	312	82.4	459	3.7	511	319	40	148	3900	1706	13.8
AAC	63	321	749	42.9	68	215	31.6	136	157	86.6	227	3.6	287	166	23	81	2029	846	13.4
* 32 games vacated; official NCAA total 0 games played																			
**29 games vacated; official NCAA total 1 game played (3/8/18 vs. SMU)																			
ADRIEN, JEFF																			
2005-06	33	83	136	61.0	0	0	0.0	50	78	64.1	165	5.0	15	26	25	14	543	216	6.5
BE	15	36	61	59.0	0	0	0.0	18	30	60.0	89	5.9	7	15	12	7	259	90	6.0
2006-07	31	156	312	50.0	0	0	0.0	95	162	58.6	301	9.7	29	76	44	29	1028	407	13.1
BE	16	81	164	49.4	0	0	0.0	53	97	54.6	151	9.4	21	40	22	19	561	215	13.4
2007-08	33	173	345	50.1	2	4	50.0	141	229	61.6	302	9.2	42	89	41	16	1115	489	14.8
BE	18	101	198	51.0	1	2	50.0	74	115	64.3	162	9.0	16	47	23	9	641	277	15.4
2008-09	36	190	376	50.5	0	0	0.0	111	186	59.7	358	9.9	60	65	42	19	1245	491	13.6
BE	18	96	190	48.4	0	0	0.0	58	89	65.2	178	9.9	25	31	18	12	630	242	13.4
TOTALS	133	602	1169	51.5	2	6	33.3	397	655	60.6	1126	8.5	146	256	152	78	3931	1603	12.1
BE	67	310	613	50.6	1	3	33.3	203	331	61.3	580	8.7	69	133	75	47	2091	824	12.3
AHEARN, JAMES																			
1953-54	12	61	-	-	-	-	-	37	-	-	-	-	-	-	-	-	159	13.3	
1954-55	22	134	368	36.4	-	-	-	91	123	74.0	87	4.0	-	-	-	-	359	16.3	
TOTALS	34	195	-	-	-	-	-	128	-	-	-	-	-	-	-	-	518	15.2	
AIYEBGUSI, TEMI																			
2016-17	6	0	2	0.00	0	2	0.00	0	0	0.00	0	0.0	1	0	0	0	8	0	0.0
AAC	5	0	1	0.00	0	1	0.00	0	0	0.00	0	0.0	0	0	0	0	7	0	0.0
2017-18	1	0	0	0.00	0	0	0.00	0	0	0.00	0	0.0	0	0	0	0	1	0	0.0
AAC	1	0	0	0.00	0	0	0.00	0	0	0.00	0	0.0	0	0	0	0	1	0	0.0
2018-19	11	1	3	33.3	0	1	0.00	0	0	0.00	2	0.2	0	1	0	0	23	2	0.2
AAC	2	0	0	0.00	0	0	0.00	0	0	0.00	0	0.0	0	0	0	0	4	0	0.0
2019-20	10	0	4	0.00	0	1	0.00	0	0	0.00	0	0.0	1	1	0	0	10	0	0.0
AAC	4	0	2	0.00	0	0	0.00	0	0	0.00	0	0.0	1	1	0	0	3	0	0.0
TOTALS	28	1	9	11.1	0	4	0.00	0	0	0.00	2	0.1	2	2	0	0	42	2	0.1
AAC	12	0	3	0.00	0	1	0.00	0	0	0.00	0	0.0	2	1	0	0	15	0	0.0
AKOK, AKOK																			
(Injured, missed final 6 games of 2019-20 season, limited action in 2020-21 season)																			
2019-20	25	57	138	41.3	12	46	26.1	19	32	59.4	138	5.5	11	25	66	9	702	145	5.8
AAC	12	22	63	34.9	4	24	16.7	11	18	61.1	61	5.1	4	14	26	4	336	59	4.9
2020-21	7	4	8	50.0	1	3	33.3	0	0	0.00	3	0.4	1	0	1	0	30	9	1.3
BE	7	4	8	50.0	1	3	33.3	0	0	0.00	3	0.4	1	0	1	0	30	9	1.3
2021-22	23	30	63	47.6	13	28	46.4	6	18	33.3	73	3.2	8	3	25	5	322	79	3.4
BE	11	7	20	35.0	5	15	33.3	1	4	25.0	18	1.6	3	0	10	0	127	20	1.8
TOTALS	55	91	209	43.5	26	77	33.8	25	50	50.0	214	3.9	20	28	92	14	1054	233	4.2
AAC	12	22	63	34.9	4	24	16.7	11	18	61.1	61	5.1	4	14	26	4	336	59	4.9
BE	18	11	28	39.3	6	18	33.3	1	4	25.0	21	1.2	4	0	11	0	157	29	1.6
ALESINAS, CHUCK																			
1980-81	29	154	244	63.1	-	-	-	93	120	77.5	202	7.0	6	82	22	11	889	401	13.8
BE	14	73	123	59.4	-	-	-	54	69	78.3	108	7.7	3	8	11	40	461	200	14.3
1981-82	27	116	217	53.5	-	-	-	89	132	67.4	139	5.2	9	58	8	15	760	321	11.9
BE	14	60	125	48.0	-	-	-	43	69	62.3	76	5.4	7	5	27	421	163	11.6	
TOTALS	56	270	461	58.6	-	-	-	182	252	72.2	341	6.1	15	140	30	26	1649	722	12.9
BE	28	133	248	53.6	-	-	-	97	138	70.3	184	6.6	4	15	16	67			

2022-23 UCONN MEN'S BASKETBALL / LETTERWINNER HISTORY

ALL-TIME LETTERWINNERS

NAME	G	FG	FGA	PCT	3FG	3FGA	PCT	FT	FTA	REB	AVG	A	TO	B	S	MIN	PTS	AVG	
1986-87	28	124	267	46.4	0	1	0.0	40	72	55.6	300	10.7	44	72	17	21	971	288	10.3
BE	16	73	150	48.7	0	1	0.0	17	36	47.2	169	10.6	27	12	9	48	552	163	10.0
TOTALS	112	251	537	46.7	0	1	0.0	81	149	54.4	637	5.7	116	172	32	48	2382	583	5.2
BE	64	137	291	47.0	0	1	0.0	45	84	53.6	341	5.3	74	24	14	96	1341	319	5.0
BEVERLY, DONNELL																			
2007-08	18	5	13	38.5	2	2	1.00	2	2	1.00	14	0.8	11	11	1	3	92	14	0.8
BE	8	2	3	66.7	0	0	0	0	0	0	0	0	0	0	0	1	32	4	0.5
2008-09	20	8	14	57.1	2	5	40.0	5	6	83.3	13	0.7	12	2	0	4	80	23	1.2
BE	5	0	0	0.0	0	0	0.0	0	0	0.0	3	0.6	0	2	0	0	11	0	0.0
2009-10	32	20	50	40.0	3	9	33.3	8	13	61.5	45	1.4	40	27	1	15	315	51	1.6
BE	17	10	28	35.7	1	5	20.0	7	11	63.6	29	1.7	19	15	1	10	169	228	1.6
2010-11	39	20	54	37.0	7	15	46.7	21	28	75.0	49	1.3	47	29	4	10	333	68	1.7
BE	17	6	17	35.3	4	8	50.0	6	10	60.0	16	0.9	22	14	0	3	153	22	1.3
TOTALS	109	53	131	40.5	14	31	45.2	36	49	73.5	121	1.1	110	69	6	32	820	156	1.4
BE	47	18	48	37.5	5	13	38.5	13	21	61.9	53	1.1	44	34	2	14	365	54	1.1
BIALOSUKNIA, WESLEY																			
1964-65	23	198	457	43.7	-	-	-	94	118	79.7	72	3.1	-	-	-	-	-	490	21.3
1965-66	24	210	488	43.0	-	-	-	90	106	84.9	97	4.0	-	-	-	-	-	510	21.3
1966-67	24	257	540	47.6	-	-	-	159	185	86.0	91	3.8	-	-	-	-	-	673	28.0
TOTALS	71	665	1485	44.8	-	-	-	343	409	83.9	260	3.7	-	-	-	-	-	1673	23.6
BILODEAU, GERALD																			
1966-67	6	3	7	42.9	-	-	-	0	3	0.0	8	1.3	-	-	-	-	-	6	1.0
1967-68	14	9	27	33.3	-	-	-	3	6	50.0	33	2.4	-	-	-	-	-	21	1.5
1968-69	15	4	13	30.8	-	-	-	2	7	28.6	18	1.2	-	-	-	-	-	10	0.7
TOTALS	35	16	47	34.0	-	-	-	5	16	31.3	59	1.7	-	-	-	-	-	37	1.1
BIRD, JOHNNIE																			
2007-08	1	0	0	0.0	0	0	0.0	0	0	0.0	0	0.0	0	0	0	0	1	0	0.0
BE	1	0	0	0.0	0	0	0.0	0	0	0.0	0	0.0	0	0	0	0	1	0	0.0
2008-09	9	1	4	25.0	0	1	0.0	0	1	0.0	1	0.1	1	2	0	1	13	2	0.2
BE	2	0	0	0.0	0	0	0.0	0	0	0.0	0	0.0	0	0	0	1	2	0	0.0
TOTALS	10	1	4	25.0	0	1	0.0	0	1	0.0	1	0.1	1	2	0	1	14	2	0.2
BE	3	0	0	0.0	0	0	0.0	0	0	0.0	0	0.0	0	0	0	1	3	0	0.0
BLANAR, RAY (MGR) 2002-03																			
BLANCO, NICHOLAS (MGR) 2010-11, 2011-12, 2012-13, 2013-14																			
BLOOM, SEYMOUR 1936-37, 1937-38, 1938-39																			
BLOUNT, ROB JR. (MGR) 1986-87, 1987-88, 1988-89																			
BLUCHER, LARRY																			
1981-82	22	14	27	51.9	-	-	-	5	18	27.8	26	1.2	10	5	3	3	142	33	1.5
BE	10	7	11	63.6	-	-	-	2	10	20.0	10	1.0	3	0	2	6	11	16	1.6
1982-83	28	37	86	43.0	-	-	-	7	17	41.2	130	4.6	13	23	9	24	595	81	2.9
BE	16	20	49	40.8	-	-	-	5	8	62.5	68	4.3	8	13	4	16	331	45	2.8
1983-84	19	13	27	48.1	-	-	-	10	13	76.9	29	1.5	3	8	3	3	124	36	1.9
BE	12	11	20	55.0	-	-	-	6	9	66.7	19	1.6	0	3	2	4	81	28	2.3
TOTALS	69	64	140	45.0	-	-	-	22	48	45.8	185	2.7	26	36	15	30	861	150	2.2
BE	38	38	80	47.5	-	-	-	13	27	48.1	97	2.6	11	16	6	22	473	89	2.3
BLUM, J. (MGR) 1936-37																			
BLUME, KENNETH C. JR.																			
1976-77	20	5	21	23.8	-	-	-	2	7	28.6	27	1.4	10	-	-	-	-	12	0.6
1977-78	10	7	22	31.8	-	-	-	1	3	33.3	8	0.8	2	-	-	-	-	15	1.5
TOTALS	30	12	43	27.9	-	-	-	3	10	30.0	35	1.2	12	-	-	-	-	27	0.9
BOATRIGHT, RYAN																			
2011-12	25	88	209	42.1	26	69	37.7	58	84	69.0	83	3.3	100	56	6	29	753	260	10.4
BE	16	52	124	41.9	18	49	36.7	29	45	64.4	48	3.0	66	39	4	20	489	151	9.4
2012-13	30	151	352	42.9	43	129	33.3	117	149	78.8	88	2.9	131	89	2	44	1089	462	15.4
BE	18	86	218	39.1	28	84	33.3	73	92	79.3	54	3.0	76	60	1	27	682	273	15.2
2013-14	39	145	371	39.1	44	117	37.6	138	173	92.8	136	3.5	131	76	6	61	1264	472	12.1
AAC	17	61	174	35.1	19	57	33.3	59	75	78.7	59	3.5	62	33	2	26	500	118	8.8
2014-15	34	182	430	42.3	86	209	41.1	142	167	85.0	139	4.1	129	81	8	46	1216	592	17.4
AAC	18	99	218	45.4	54	119	45.4	69	80	86.6	66	3.7	63	39	3	23	641	321	17.8
TOTALS	128	566	1362	41.6	199	524	38.0	485	573	79.4	446	3.5	491	302	22	180	4322	1786	14.0
BE	34	138	342	40.4	46	133	34.6	102	137	74.5	102	3.0	142	99	5	47	1171	424	12.5
AAC	35	160	392	40.8	73	176	41.5	128	155	82.6	125	3.6	125	72	5	49	1191	521	14.9
BOLDEN, SHAWN																			
1985-86	4	0	0	0.0	0	0	0.0	0	2	0.0	1	0.3	0	0	0	0	5	0	0.0
BE	3	0	0	0.0	0	0	0.0	0	0	0.0	1	0.3	0	0	0	1	3	0	0.0
BOONE, JOSH																			
2003-04	38	97	175	55.4	0	0	0.0	32	79	40.5	221	5.8	26	29	63	20	835	226	5.9
BE	15	34	65	52.3	0	0	0.0	11	25	44.0	77	5.1	7	12	24	5	301	79	5.3
2004-05	31	148	243	60.9	0	0	0.0	87	131	66.4	259	8.4	36	66	90	20	915	383	12.4
BE	16	64	106	60.4	0	0	0.0	46	71	64.8	118	7.4	21	31	42	14	470	174	10.9
2005-06	34	137	243	56.4	0	0	0.0	76	139	54.7	238	7.0	22	42	69	13	922	350	10.3
BE	16	73	122	59.8	0	0	0.0	32	57	56.1	121	7.6	9	20	32	5	428	178	11.1
TOTALS	103	382	661	57.8	0	0	0.0	195	349	55.9	718	7.0	84	137	222	53	2672	959	9.3
BE	47	171	293	58.4	0	0	0.0	89	153	58.2	316	6.7	37	63	98	24	1199	431	9.2
BORTON, KENNY 2009-10																			
BOTTOMLEY, ERNEST (MGR) 1950-51																			
BOUKNIGHT, JAMES																			
2019-20	28	128	277	46.2	25	72	34.7	83	101	82.2	115	4.1	36	50	6	21	724	364	13.0
AAC	18	97	218	44.5	18	56	32.1	63	74	85.1	86	4.8	28	34	5	15	535	275	15.3
2020-21	15	98	219	44.7	22	75	29.3	63	81	77.8	85	5.7	27	42	4	17	474	281	18.7
BE	9	65	136	47.8	15	45	33.3	41	51	80.4	48	5.3	15	27	3	10	284	186	20.7
TOTALS	43	226	496	45.6	47	147	32.0	148	182	80.2	200	4.7	63	92	10	38	1198	645	15.0
AAC	18	97	218	44.5	18	56	32.1	63	74	85.1	86	4.8	28	34	5	15	535	275	15.3
BE	9	65	136	47.8	15	45	33.3	41	51	80.4	48	5.3	15	27	3	10			

ALL-TIME LETTERWINNERS

NAME	G	FG	FGA	PCT	3FG	3FGA	PCT	FT	FTA	PCT	REB	AVG	A	T	B	S	MIN	PTS	AVG	
CARLSON, BURR	1951-52	27	136	431	31.6	-	-	68	125	54.4	391	14.5	35	-	-	-	-	340	12.6	
CARLSON, LENNART C. (LEN)	1959-60	17	28	92	30.4	-	-	27	36	75.0	18	1.1	-	-	-	-	-	83	4.9	
1960-61	24	110	298	36.9	-	-	-	103	133	77.4	86	3.6	-	-	-	-	-	323	13.5	
1961-62	24	125	270	46.3	-	-	-	113	144	78.5	83	3.5	-	-	-	-	-	363	15.1	
TOTALS	65	263	660	39.8	-	-	-	243	313	77.6	187	2.9	-	-	-	-	-	769	11.8	
CARLTON, JOSH	2017-18	32	57	111	51.4	0	0	000	28	42	66.7	118	3.7	10	31	24	10	485	14.2	4.4
AAC	18	41	76	53.9	0	0	000	16	26	61.5	72	4.0	6	18	13	7	318	98	5.4	
2018-19	33	111	183	60.7	0	0	000	74	118	62.7	204	6.2	14	54	59	14	733	296	9.0	
AAC	18	70	114	61.4	0	0	000	44	74	59.5	133	7.4	12	38	33	8	474	184	10.2	
2019-20	31	104	207	50.2	0	0	000	33	66	50.0	189	6.1	21	65	33	12	658	241	7.8	
AAC	18	42	89	47.2	0	0	000	14	30	46.7	95	5.3	13	30	16	8	334	98	5.4	
2020-21	19	27	56	48.2	0	0	000	13	22	59.1	70	3.7	7	16	8	7	216	67	3.5	
BE	14	20	43	46.5	0	0	000	10	16	62.5	56	4.0	5	14	7	4	166	50	3.6	
TOTALS	115	299	557	53.7	0	0	000	148	248	59.7	581	5.1	52	166	124	43	2095	746	6.5	
AAC	54	153	277	54.7	0	0	000	74	130	56.9	300	5.6	31	86	62	23	1126	380	7.0	
BE	14	20	43	46.5	0	0	000	10	16	62.5	56	4.0	5	14	7	4	166	50	3.6	
CARR, JEFFREY J.	1975-76	29	95	170	55.9	-	-	36	61	59.0	230	7.9	30	-	-	-	-	226	7.8	
1976-77	27	85	189	45.0	-	-	-	32	61	52.5	224	8.3	24	-	-	-	-	202	7.5	
1977-78	26	110	193	57.0	-	-	-	42	84	50.0	167	6.4	19	-	-	-	-	262	10.1	
1978-79	29	113	195	57.9	-	-	-	70	111	63.1	221	7.6	25	-	-	-	-	296	10.2	
TOTALS	111	403	747	53.9	-	-	-	180	317	56.8	842	7.6	98	-	-	-	-	986	8.9	
CARRASQUILLA, CINDY (MGR)	1991-92, 1992-93, 1993-94																			
CARSON, DION	1995-96	27	21	52	40.4	3	10	30.0	4	6	66.7	34	1.3	12	21	1	16	161	49	1.8
BE	12	9	20	45.0	1	7	14.3	1	1	100.0	8	0.7	2	5	1	2	56	20	1.7	
1996-97	33	31	115	27.0	8	37	21.6	5	11	45.5	94	2.8	26	37	4	18	464	75	2.3	
BE	18	11	62	17.7	5	23	21.7	2	6	33.3	49	2.7	12	20	2	9	249	29	1.6	
TOTALS	60	52	167	31.1	11	47	23.4	9	17	52.9	128	2.1	38	58	5	34	625	124	2.1	
BE	30	20	82	24.4	6	30	20.0	3	7	42.9	57	1.9	14	25	3	11	305	49	1.6	
CARSON, SCOTT	1984-85	9	2	9	22.2	-	-	1	1	100.0	1	0.1	0	1	0	0	23	5	0.6	
BE	4	0	2	0.0	-	-	-	0	0	0.0	0	0.0	0	0	0	0	6	0	0.0	
CASSELL, SAM JR.	2014-15	18	21	76	27.6	13	49	26.5	16	20	80.0	24	1.3	17	7	0	9	271	71	3.9
AAC	6	3	17	17.6	2	7	28.6	3	3	100.0	6	1.0	4	1	0	1	47	11	1.8	
2015-16	18	13	37	35.1	10	28	35.7	3	3	100.0	7	0.4	5	3	1	2	118	39	2.2	
AAC	7	4	11	36.4	4	10	40.0	1	1	100.0	2	0.3	1	3	0	0	30	12	1.7	
TOTALS	36	34	113	30.1	23	77	29.9	19	23	82.6	31	0.9	22	10	1	2	389	110	3.1	
AAC	13	7	28	25.0	6	17	35.3	4	4	100.0	8	0.6	5	4	0	1	77	23	1.8	
CEPUCH, MICHAEL	1939-40, 1940-41																			
CHAPMAN, CALVIN	1971-72	25	166	356	46.6	-	-	89	158	56.3	219	8.8	51	-	-	-	-	421	16.8	
1972-73	25	157	353	44.5	-	-	-	70	106	66.0	247	9.9	33	-	-	-	-	384	15.4	
1973-74	27	90	209	43.1	-	-	-	38	59	64.4	134	5.0	21	-	-	-	-	218	8.1	
TOTALS	77	413	918	45.0	-	-	-	197	323	61.0	600	7.8	105	-	-	-	-	1023	13.3	
CHAPMAN, KYLE	1995-96	14	2	6	33.3	0	0	0.0	2	2	100.0	0	0.0	1	5	0	2	21	6	0.4
BE	5	2	2	100.0	0	0	0.0	0	0	0.0	0	0.0	1	1	0	1	5	4	0.8	
1996-97	10	2	4	50.0	1	1	100.0	0	0	0.0	3	0.3	3	1	0	0	15	5	0.5	
BE	5	0	2	0.0	0	0	0.0	0	0	0.0	1	0.2	0	0	0	0	5	0	0.0	
TOTALS	24	4	10	40.0	1	1	100.0	2	2	100.0	3	0.1	4	6	0	2	36	11	0.5	
BE	10	2	4	50.0	0	0	0.0	0	0	0.0	1	0.1	1	1	0	1	10	4	0.4	
CHEREPY, ROBERT	1955-56	13	18	-	-	-	-	20	-	-	-	-	-	-	-	-	-	56	4.3	
CHUBBUCH, D. 1929-30, 1930-31																				
CLARK, WILLIAM	1948-49	9	4	10	40.0	-	-	2	3	66.7	-	-	-	-	-	-	-	-	10	1.1
1949-50	25	44	134	32.7	-	-	-	23	38	60.5	-	-	-	-	-	-	-	111	4.4	
1950-51	24	55	173	31.7	-	-	-	21	31	67.7	61	2.5	26	-	-	-	-	131	5.4	
TOTALS	58	103	317	32.5	-	-	-	46	72	63.9	-	-	-	-	-	-	-	252	4.3	
COBB, ERIC (Played 1st year at South Carolina, 2nd year at Chipola JC)	2017-18	15	8	18	44.4	2	4	50.0	8	14	57.1	40	2.7	3	18	1	3	116	26	1.7
AAC	6	2	4	50.0	2	4	50.0	0	0	0.0	8	1.3	0	3	0	0	26	6	1.0	
2018-19	32	52	102	51.0	1	2	50.0	12	35	34.3	121	3.8	17	24	5	5	391	117	3.7	
AAC	18	23	51	45.1	0	0	000	8	14	44.4	68	3.8	12	16	2	3	218	54	3.0	
TOTALS	47	60	120	50.0	3	6	50.0	20	49	40.8	161	3.4	20	42	6	8	507	143	3.0	
AAC	24	25	55	45.5	2	4	50.0	8	14	44.4	76	3.2	12	19	2	3	244	60	2.5	
COCHRANE, P.J.	2011-12	2	0	0	0.0	0	0	0.0	0	0	0.0	0	0.0	0	0	0	0	3	0	0.0
BE	1	0	0	0.0	0	0	0.0	0	0	0.0	0	0.0	0	0	0	0	1	0	0.0	
COFFEY, TERRY	1984-85	27	37	92	40.2	-	-	32	51	62.7	64	2.4	38	30	0	17	403	106	3.9	
BE	16	21	59	35.6	-	-	-	12	24	50.0	41	2.6	30	9	0	21	267	54	3.4	
1985-86	8	6	19	31.6	-	-	-	1	3	33.3	17	2.1	9	3	0	7	82	13	1.6	
BE	2	0	5	0.0	-	-	-	0	0	0.0	4	2.0	1	0	0	1	20	0	0.0	
TOTALS	35	43	111	38.7	-	-	-	33	54	61.1	81	2.3	47	33	0	24	485	119	3.4	
BE	18	21	64	32.8	-	-	-	12	24	50.0	45	2.5	31	9	0	22	287	54	3.0	
COHEN-MINTZ, URI	1994-95	19	8	24	33.3	2	9	22.2	1	2	50.0	12	0.6	6	5	2	2	79	19	1.0
BE	9	1	6	16.7	0	2	0	1	2	50.0	5	0.6	1	0	1	3	35	3	0.3	
COLE, DENNIS D.	1972-73	23	11	26	42.3	-	-	4	11	36.4	14	0.6	19	-	-	-	-	26	1.1	
1973-74	8	3	8	37.5	-	-	-	1	6	16.7	5	0.6	0	-	-	-	-	7	0.9	
TOTALS	31	14	34	41.2	-	-	-	5	17	29.4	19	0.6	19							

ALL-TIME LETTERWINNERS

NAME	G	FG	FGA	PCT	3FG	3FGA	PCT	FT	FTA	PCT	REB	AVG	A	TO	B	S	MIN	PTS	AVG	
DELAGRANGE, JOHN D.																				
1978-79	20	57	111	51.4	-	-	-	40	52	76.9	82	4.1	8	-	-	13	353	154	7.7	
1979-80	11	33	69	47.8	-	-	-	24	33	72.7	73	6.6	15	-	-	7	246	90	8.2	
BE	2	3	8	37.5	-	-	-	4	6	66.7	6	3.0	2	1	1	1	29	10	5.0	
TOTALS	31	90	180	50.0	-	-	-	64	85	75.3	155	5.0	23	-	-	20	599	244	2.7	
DELLA SALA, WILLIAM																				
1963-64	27	103	241	42.7	-	-	-	22	43	51.2	101	3.7	-	-	-	-	-	228	8.4	
DEMIR, PETE																				
1950-51	20	9	46	19.6	-	-	-	9	16	56.3	5	0.3	11	-	-	-	-	27	1.4	
DENG, AJOU																				
1999-00	35	71	148	48.0	6	23	26.1	10	21	47.6	124	3.5	27	25	47	8	510	158	4.5	
BE	16	35	72	48.6	2	8	25.0	2	5	40.0	50	3.1	13	9	22	3	226	74	4.6	
2000-01	6	10	21	47.6	0	2	0.0	9	12	75.0	28	4.7	3	9	6	5	89	29	4.8	
TOTALS	41	81	169	47.6	6	25	24.0	19	33	57.6	152	3.7	30	34	53	13	599	187	4.6	
BE	16	35	72	48.6	2	8	25.0	2	5	40.0	50	3.1	13	9	22	3	226	74	4.6	
DePRIEST, LYMAN																				
1987-88	34	54	120	45.0	1	1	50.0	25	57	43.9	126	3.7	48	46	4	31	693	134	3.9	
BE	16	22	49	44.9	1	2	50.0	12	25	48.0	50	2.1	20	12	1	20	312	57	3.6	
1988-89	31	32	74	43.2	0	0	0.0	8	20	40.0	69	3.2	33	37	5	28	417	72	2.3	
BE	16	12	26	46.2	0	0	0.0	3	9	33.3	30	1.9	8	6	3	18	182	27	1.7	
1989-90	36	49	91	53.8	0	0	0.0	17	39	43.6	95	2.6	19	42	7	37	447	115	3.2	
BE	16	22	40	55.0	0	0	0.0	9	20	45.0	54	3.4	8	13	2	17	240	53	3.3	
1990-91	31	38	81	46.9	0	2	0.0	8	22	36.4	70	2.3	28	43	9	37	443	84	2.7	
BE	16	14	33	42.4	0	1	0.0	4	6	66.7	33	2.1	8	13	3	19	186	32	2.0	
TOTALS	132	173	366	47.3	1	3	33.3	58	138	42.0	360	2.7	128	168	25	133	2000	405	3.1	
BE	64	70	148	47.3	1	3	33.3	28	60	46.7	167	2.6	44	44	9	74	920	169	2.6	
DEUTCH, GERALD																				
1951-52	17	14	76	18.5	-	-	-	3	8	37.5	20	1.2	11	-	-	-	-	31	1.8	
DIARRA, MAMADOU																				
2017-18	31	34	62	54.8	0	0	0.0	15	30	50.0	79	2.5	0	14	22	4	314	83	2.7	
AAC	18	20	38	71.0	0	0	0.0	6	9	66.7	26	1.4	0	5	12	2	164	46	2.6	
2018-19	2	1	2	50.0	0	0	0.0	0	0	0.0	0	0.0	0	0	1	0	6	2	1.0	
AAC	2	1	2	50.0	0	0	0.0	0	0	0.0	0	0.0	0	0	1	0	6	2	1.0	
TOTALS	33	35	64	54.7	0	0	0.0	15	30	50.0	79	2.4	0	14	23	4	320	85	2.6	
AAC	20	21	30	70.0	0	0	0.0	6	9	66.7	26	1.4	0	5	13	2	170	48	2.4	
DIGGINS, RAHSOOL																				
2021-22	9	3	10	30.0	1	3	33.3	0	0	0.0	0	0.0	0	3	6	1	1	46	7	0.8
BE	3	0	1	0.0	0	0	0.0	0	0	0.0	0	0.0	0	0	1	4	0	7	0	0.0
DITIMI, TERRANCE																				
2014-15	6	1	1	100.0	0	0	0.0	0	0	0.0	1	0.2	0	0	0	0	7	2	0.3	
AAC	2	0	0	0.0	0	0	0.0	0	0	0.0	1	0.5	0	0	0	0	2	0	0.0	
DONAHUE, CORNELIUS 1932-33, 1933-34																				
DONNELLY, ROBERT 1938-39, 1939-40, 1940-41																				
DRAGAT, LEO 1930-31																				
DROPO, MILTON 1941-42, 1942-43																				
DROPO, WALTER																				
1942-43	15	-	-	-	-	-	-	-	-	-	-	-	-	-	-	-	-	-	325	21.7
1945-46	8	72	-	-	-	-	-	24	-	-	-	-	-	-	-	-	-	-	168	21.0
1946-47	18	134	-	-	-	-	-	87	-	-	-	-	-	-	-	-	-	-	355	19.7
TOTALS	41	-	-	-	-	-	-	-	-	-	-	-	-	-	-	-	-	-	848	20.7
DRUMMOND, ANDRE																				
2011-12	34	157	292	53.8	0	2	0.0	26	88	29.5	257	7.6	15	52	92	28	967	340	10.0	
BE	18	88	175	50.3	0	2	0.0	13	46	28.3	155	8.6	11	32	46	15	552	189	10.5	
DUBE, ROBERT																				
1953-54	19	9	-	-	-	-	-	5	-	-	-	-	-	-	-	-	-	-	23	1.2
1954-55	23	20	57	35.1	-	-	-	12	24	50.0	33	1.5	-	-	-	-	-	-	52	2.3
1955-56	21	15	-	-	-	-	-	5	-	-	-	-	-	-	-	-	-	-	35	1.7
TOTALS	63	44	-	-	-	-	-	22	-	-	-	-	-	-	-	-	-	-	110	1.7
DUFFY, JOHN (MGR) 1951-52																				
DUFFY, LEO 1929-30																				
DULIN, ROBERT J.																				
1978-79	26	74	136	54.4	-	-	-	54	67	80.6	21	0.8	65	-	-	23	545	202	7.8	
1979-80	29	135	260	52.3	-	-	-	57	76	75.0	48	1.7	124	-	-	83	938	329	11.3	
BE	6	22	40	55.0	-	-	-	15	21	71.4	11	1.8	28	20	0	20	213	59	9.8	
1980-81	29	69	143	48.3	-	-	-	43	47	91.5	38	1.3	91	59	0	52	759	181	6.2	
BE	14	23	53	43.4	-	-	-	14	15	93.3	14	1.0	52	21	0	34	372	60	4.3	
TOTALS	84	278	539	51.6	-	-	-	154	190	81.0	107	1.3	280	-	-	158	2242	712	8.5	
BE	20	45	93	48.4	-	-	-	29	36	80.6	25	1.3	80	41	0	54	585	119	6.0	
DUNN (MGR) 1935-36																				
DURHAM, JUWAN																				
2016-17	28	20	41	48.8	2	2	100.0	3	8	37.5	43	1.5	7	7	9	3	233	45	1.6	
AAC	15	14	27	51.9	1	1	100.0	2	4	50.0	26	1.7	5	5	2	2	135	31	2.1	
DYSON, JEROME																				
2006-07	31	131	363	36.1	44	135	32.6	123	171	71.9	113	3.6	65	66	11	58	943	429	13.8	
BE	16	64	190	33.7	27	78	34.6	73	98	74.5	59	3.7	34	38	8	23	516	228	14.3	
2007-08	24	93	225	41.3	27	83	32.5	86	106	81.1	86	3.6	48	65	16	42	648	299	12.5	
BE	11	36	82	43.9	10	32	31.3	31	37	83.8	28	2.5	18	31	7	23	281	113	10.3	
2008-09	24	104	255	40.8	24	69	34.8	84	116	72.4	98	4.1	76	49	8	44	703	316	13.2	
BE	12	39	115	33.9	10	31	32.3	39	55	70.9	45	3.8	32	26	5	24	336	127	10.6	
2009-10	34	195	499	29.1	40	137	29.2	156	218	71.6	146	4.3	144	132	21	44	1143	586	17.2	
BE	18	99	253	39.1	15	66	22.7	73	100	73.0	74	4.1	78	71	10	20	624	286	15.9	
TOTALS	113	523	1342	39.0	135	424	31.8	449	611	73.5	443	3.9	333	312	56	188	3437	1630	14.4	
BE	57	238	640	37.2	62	207	30.0	216	290	74.5	206	3.6	162	166	30	90	1757	754	13.2	
EAVES, BENJAMIN																				
2006-07	11	0	4	0.0	0	0	0.0	1	2	50.0	6	0.5	0	1	0	1	25	1	0.1	
BE	4	0	2	0.0	0	0	0.0	0	0	0.0	0	0.0	0	0	0	0	7	0	0.0	
EBEL, WILLIAM																				
1950-51																				

ALL-TIME LETTERWINNERS

NAME	G	FG	FGA	PCT	3FG	3FGA	PCT	FT	FTA	PCT	REB	AVG	A	TO	B	S	MIN	PTS	AVG
FRAZEE, JEFF (MGR) 1980-81, 1981-82, 1982-83, 1983-84, 1984-85																			
FREDERICK, ALVIN																			
1983-84	28	120	245	49.0	-	-	-	52	92	56.5	146	5.2	40	57	11	26	683	292	10.4
BE	16	61	128	47.6	-	-	-	35	61	57.4	79	4.9	21	13	7	27	392	157	9.8
1984-85	28	136	290	46.9	-	-	-	60	84	71.4	136	4.9	76	59	11	29	841	332	11.9
BE	16	86	168	51.2	-	-	-	35	46	76.1	84	5.3	43	19	5	39	517	207	12.9
TOTALS	56	256	535	47.9	-	-	-	112	176	63.6	282	5.0	116	112	22	55	1524	624	11.1
BE	32	147	296	49.9	-	-	-	70	107	65.4	163	5.1	64	32	12	66	909	364	11.4
FREEDMAN, EDWARD 1949-50																			
1948-49	23	17	61	27.9	-	-	-	5	17	29.4	-	-	-	-	-	-	-	39	1.7
FREEMAN, KEVIN M.																			
1996-97	33	93	189	49.2	0	0	0.0	95	159	59.7	210	6.4	18	60	2	34	1000	281	8.5
BE	18	39	98	39.8	0	0	0.0	47	80	58.8	125	6.9	11	29	1	18	574	125	6.9
1997-98	36	128	225	56.9	0	0	0.0	116	165	69.7	239	6.6	26	55	5	23	1063	371	10.3
BE	17	66	106	62.3	0	0	0.0	60	86	69.8	121	7.1	17	30	2	14	503	192	11.3
1998-99	36	163	277	58.8	0	2	0.0	114	160	71.3	263	7.3	30	65	10	26	1093	440	12.2
BE	18	73	130	56.2	0	1	0.0	66	95	69.5	136	7.6	20	34	3	14	565	212	11.8
1999-00	35	139	288	48.3	8	28	28.6	98	145	67.6	207	5.7	56	63	8	26	1178	384	11.0
BE	16	64	135	47.4	4	12	33.3	40	60	66.7	87	5.4	25	29	4	9	553	172	10.8
TOTALS	140	523	979	53.4	8	30	26.7	422	629	67.1	913	6.5	130	243	25	109	4333	1476	10.5
BE	69	242	469	51.6	4	13	30.8	213	321	66.4	469	6.8	73	122	10	55	2195	701	10.2
FUNCHES, SAM																			
1996-97	16	8	15	53.3	0	0	0.0	0	0	0.0	15	0.9	0	1	2	1	65	16	1.0
BE	8	1	4	25.0	0	0	0.0	0	0	0.0	7	0.8	0	0	0	0	26	2	0.3
1997-98	6	1	3	33.3	0	0	0.0	0	0	0.0	5	0.8	0	3	1	0	15	2	0.3
BE	1	0	0	0.0	0	0	0.0	0	0	0.0	0	0.0	0	0	0	0	0	0	0.0
TOTALS	22	9	18	50.0	0	0	0.0	0	0	0.0	20	0.9	0	4	3	1	80	18	0.8
BE	9	1	4	25.0	0	0	0.0	0	0	0.0	7	0.8	0	0	0	0	27	2	0.2
GAFFNEY, JALEN																			
2019-20	31	38	113	33.6	14	53	26.4	30	39	76.9	38	1.2	66	36	0	19	593	120	3.9
AAC	18	28	85	32.9	10	42	23.8	26	32	81.3	30	1.7	45	27	0	18	430	92	5.1
2020-21	23	43	105	41.7	17	47	36.2	37	45	82.2	35	1.5	35	27	3	18	449	140	6.1
BE	17	30	72	41.7	12	34	35.3	20	24	83.3	25	1.5	28	22	0	11	305	92	5.4
2021-22	33	37	107	34.6	13	44	29.5	44	57	77.2	48	1.5	65	31	3	18	423	131	4.0
BE	19	12	40	30.0	3	15	20.0	16	19	84.2	19	1.0	28	16	3	5	184	43	2.3
TOTALS	87	118	325	36.3	44	144	30.6	111	141	78.7	121	1.4	166	94	6	55	1466	391	4.5
AAC	18	28	85	32.9	10	42	23.8	26	32	81.3	30	1.7	45	27	0	18	430	92	5.1
BE	36	42	112	37.5	15	49	30.6	36	43	83.7	44	1.2	56	38	3	16	489	135	3.8
GAGNE, MARTY																			
2005-06	4	0	3	0.0	0	1	0.0	0	0	0.0	0	0.0	0	2	0	0	5	0	0.0
2006-07	6	1	2	50.0	1	2	50.0	0	0	0.0	2	0.3	0	1	0	0	8	3	0.5
TOTALS	10	1	5	20.0	1	3	33.3	0	0	0.0	2	0.2	0	3	0	0	13	3	0.3
GAMBLE, PHIL																			
1985-86	28	126	323	39.0	-	-	-	44	75	58.7	108	3.9	55	62	1	19	891	296	10.6
BE	16	73	193	37.8	-	-	-	29	49	59.2	68	4.3	34	40	1	17	500	178	11.1
1986-87	16	68	176	38.6	9	27	33.3	33	53	62.3	75	4.7	37	44	1	17	560	178	11.1
BE	7	37	83	44.6	5	16	31.3	13	23	56.5	36	5.1	14	4	0	23	238	92	13.1
1987-88	34	179	392	45.7	76	182	41.8	75	93	80.6	134	3.9	62	68	6	32	1137	509	15.0
BE	16	72	183	39.3	37	105	35.2	26	36	72.2	74	4.6	20	46	4	26	563	207	12.9
1988-89	31	139	337	41.2	56	138	40.6	54	77	70.1	108	3.5	50	42	6	32	947	388	12.5
BE	16	67	179	37.4	21	63	33.3	28	40	70.0	51	3.2	20	21	4	25	946	183	11.4
TOTALS	109	512	1228	41.7	-	-	-	206	298	69.1	425	3.9	204	216	14	100	3535	1371	12.6
BE	55	249	638	39.0	63	184	34.2	96	148	64.9	229	4.2	88	51	9	109	1799	657	12.0
GARNER, HAROLD																			
1950-51	22	19	55	34.6	-	-	-	15	20	75.0	34	1.6	6	-	-	-	-	53	2.4
1951-52	4	2	11	18.2	-	-	-	1	3	33.3	5	1.3	6	-	-	-	-	5	1.3
1952-53	21	44	135	32.6	-	-	-	57	93	61.4	65	3.1	-	-	-	-	-	145	6.9
TOTALS	47	65	201	32.8	-	-	-	73	116	62.9	104	2.2	-	-	-	-	-	203	4.3
GARRISON, ROB																			
2005-06	17	11	29	37.9	1	7	14.3	9	12	75.0	13	0.8	35	16	1	4	152	32	1.9
BE	5	2	2	100.0	0	0	0.0	1	2	50.0	1	0.2	1	0	0	0	13	5	1.0
2006-07	12	2	5	40.0	0	1	0.0	4	4	100.0	6	0.5	6	3	0	0	27	8	0.7
BE	3	0	0	0.0	0	0	0.0	0	0	0.0	2	0.7	1	0	0	0	4	0	0.0
TOTALS	29	13	34	38.2	1	8	12.5	13	16	81.3	19	0.7	41	19	1	4	179	40	1.4
BE	8	2	2	100.0	0	0	0.0	1	2	50.0	3	0.4	2	0	0	0	17	5	0.6
GARRY, MATT (sat out 2020-21 season with injury)																			
2019-20	6	0	0	0.0	0	0	0.0	0	4	0.0	0	0.0	0	0	0	0	0	0	0.0
AAC	1	0	0	0.0	0	0	0.0	0	0	0.0	0	0.0	0	0	0	0	0	0	0.0
2021-22	5	0	2	0.0	0	0	0.0	2	4	50.0	2	0.4	1	2	0	1	9	2	0.4
BE	0	-	-	-	-	-	-	-	-	-	-	-	-	-	-	-	-	-	-
TOTALS	11	0	2	0.0	0	0	0.0	2	4	50.0	2	0.2	2	2	0	1	17	2	0.2
AAC	1	0	0	0.0	0	0	0.0	0	0	0.0	0	0.0	0	0	0	0	1	0	0.0
BE	0	-	-	-	-	-	-	-	-	-	-	-	-	-	-	-	-	-	-
GATES, ERNEST																			
1948-49	23	39	164	23.8	-	-	-	20	30	66.7	-	-	-	-	-	-	-	98	4.2
1949-50	24	55	218	25.2	-	-	-	45	58	77.5	-	-	-	-	-	-	-	155	6.2
1950-51	25	70	245	28.6	-	-	-	54	86	62.8	67	2.7	60	-	-	-	-	194	7.7
TOTALS	72	164	627	26.2	-	-	-	119	174	68.4	-	-	-	-	-	-	-	447	6.2
GAY, RUDY																			
2004-05	31	132	286	46.2	28	60	46.7	75	106	70.8	168	5.4	48	61	59	25	893	367	11.8
BE	16	69	142	48.6	14	37	40.5	44	59	74.6	89	5.6	31	29	12	471	197	12.3	
2005-06	33	187	406	46.1	28	88	31.8	101	138	73.2	210	6.4	68	82	52	58			

ALL-TIME LETTERWINNERS

NAME	G	FG	FGA	PCT	3FG	3FGA	PCT	FT	FTA	PCT	REB	AVG	A	TO	B	S	MIN	PTS	AVG	
HARRISON, G.																				
1997-98	18	8	19	42.1	2	6	33.3	5	8	62.5	11	0.6	6	5	0	0	102	23	1.3	
BE	11	3	8	37.5	0	2	0.0	0	0	0.0	5	0.5	4	0	0	5	62	6	0.5	
1998-99	26	20	44	45.5	3	9	33.3	6	10	60.0	21	0.8	22	16	3	18	210	49	1.9	
BE	9	2	5	40.0	0	0	0.0	2	3	66.7	8	0.9	6	2	1	5	51	6	0.7	
TOTALS	44	28	63	44.4	5	15	33.3	11	18	61.1	32	0.7	28	21	3	26	312	72	1.6	
BE	20	5	13	38.5	0	2	0.0	2	3	66.7	13	0.6	10	6	1	10	113	12	0.6	
HAWKINS, JORDAN																				
2021-22	27	49	139	35.3	27	81	33.3	32	39	82.1	53	2.0	14	26	9	9	396	157	5.8	
BE	18	26	80	32.5	17	55	30.9	17	20	85.0	29	1.6	8	15	6	2	233	86	4.8	
HAYES, MICHAEL																				
2001-02	33	11	25	44.0	0	0	0.0	18	27	66.7	50	1.5	4	13	5	4	264	40	1.2	
BE	16	5	15	33.3	0	0	0.0	12	17	70.6	33	2.1	2	6	3	4	132	22	1.4	
2002-03	32	31	60	51.7	0	0	0.0	14	35	40.0	100	3.1	7	23	4	8	395	76	2.4	
BE	15	6	11	54.5	0	0	0.0	3	5	60.0	30	2.0	4	9	2	3	133	15	1.0	
TOTALS	65	42	85	49.4	0	0	0.0	32	62	51.6	150	2.3	11	36	9	12	659	116	1.8	
BE	31	11	26	42.3	0	0	0.0	15	22	68.2	63	2.0	6	15	5	7	265	37	1.2	
HAYWARD, ERIC O.																				
1992-93	25	37	61	60.7	0	0	0.0	18	34	52.9	64	2.6	7	18	14	5	295	92	3.7	
BE	15	21	34	61.8	0	0	0.0	10	19	52.6	35	2.3	4	11	9	2	184	52	3.5	
1993-94	34	37	79	46.8	0	0	0.0	41	64	64.1	142	4.2	15	31	21	12	16	554	115	3.4
BE	18	26	60	43.3	0	0	0.0	23	39	59.0	93	5.2	11	21	10	10	348	75	4.2	
1994-95	33	32	49	65.3	0	0	0.0	36	52	69.2	76	2.3	11	27	15	10	356	100	3.0	
BE	18	12	18	66.7	0	0	0.0	17	24	70.8	29	1.6	7	13	4	8	184	41	2.3	
1995-96	35	30	62	48.4	0	0	0.0	57	76	75.0	114	3.3	12	33	11	15	529	117	3.3	
BE	18	12	27	44.4	0	0	0.0	26	33	78.8	56	3.1	5	15	6	5	245	50	2.8	
TOTALS	127	136	251	49.4	0	0	0.0	152	226	61.6	396	3.1	45	109	69	46	1734	424	3.3	
BE	69	71	139	51.1	0	0	0.0	76	115	66.1	213	3.1	27	60	31	25	961	218	3.2	
HAZELTON, SCOTT																				
2000-01	5	3	7	42.9	0	1	0.0	0	0	0.0	2	0.4	1	1	0	0	11	6	1.2	
2001-02	32	30	74	40.5	1	12	8.3	15	19	78.9	60	1.9	3	19	7	6	272	76	2.4	
BE	16	17	40	42.5	1	7	14.3	4	5	80.0	31	1.9	0	8	5	2	134	39	2.4	
2002-03	5	10	17	58.8	0	2	0.0	3	6	50.0	10	2.0	5	3	2	2	60	23	4.6	
TOTALS	42	43	98	43.9	1	15	6.6	18	25	72.0	72	1.7	9	23	9	8	343	105	2.5	
BE	21	10	23	43.5	0	1	0.0	0	0	0.0	0	0.0	0	0	0	0	0	0	0.0	
HEFFERNAN, DANIEL																				
1947-48	4	5	-	-	-	-	-	1	-	-	-	-	-	-	-	-	-	11	2.7	
1948-49	17	5	30	16.7	-	-	-	0	2	0.0	-	-	-	-	-	-	-	10	0.6	
TOTALS	21	10	-	-	-	-	-	1	-	-	-	-	-	-	-	-	-	21	1.0	
BE	10	5	20	25.0	0	0	0.0	0	0	0.0	0	0.0	0	0	0	0	0	0	0.0	
HENEFELD, NADAV																				
1989-90	37	149	309	48.2	43	114	37.7	88	117	75.2	208	5.6	106	86	22	138	1092	429	11.6	
BE	16	63	144	43.8	22	62	35.5	53	68	77.9	92	5.8	50	59	10	40	530	201	12.6	
HENRY, KEN																				
1983-84	22	21	46	45.7	-	-	-	9	13	69.2	31	1.4	4	8	3	1	154	51	2.3	
BE	11	6	21	28.6	-	-	-	1	3	33.3	15	1.4	3	1	2	5	74	13	1.2	
1984-85	6	6	13	46.2	-	-	-	3	6	50.0	11	1.8	1	6	0	0	65	15	2.5	
TOTALS	28	27	59	45.8	-	-	-	12	19	63.2	42	1.5	5	14	3	1	219	66	2.4	
BE	14	13	28	46.4	0	0	0.0	4	7	50.0	18	1.8	2	7	0	0	119	33	2.4	
HERBERT, EDWARD																				
1945-46	7	2	-	-	-	-	-	2	-	-	-	-	-	-	-	-	-	6	0.8	
HERR, JOHN (MGR)																				
1952-53	1	0	-	-	-	-	-	0	-	-	-	-	-	-	-	-	-	0	0.0	
HESFORD, DANIEL																				
1963-64	27	54	145	37.2	-	-	-	35	57	61.4	107	4.0	-	-	-	-	-	143	5.3	
1964-65	26	116	256	45.3	-	-	-	42	61	68.9	188	7.2	-	-	-	-	-	274	10.6	
1965-66	24	61	135	45.2	-	-	-	39	58	67.3	125	5.2	-	-	-	-	-	161	6.9	
TOTALS	77	231	536	43.1	-	-	-	116	176	65.9	420	5.5	-	-	-	-	-	578	7.5	
BE	38	122	276	44.2	0	0	0.0	0	0	0.0	0	0.0	0	0	0	0	0	0	0.0	
HICKEY, WILLIAM																				
1944-45	1	0	-	-	-	-	-	0	-	-	-	-	-	-	-	-	-	0	0.0	
HOAGLAND, PHILLIP A.																				
1968-69	6	0	3	0.0	-	-	-	1	2	50.0	7	1.1	-	-	-	-	-	1	0.2	
1969-70	21	17	40	42.4	-	-	-	31	37	83.8	46	2.2	12	-	-	-	-	65	3.1	
1970-71	24	30	59	50.8	-	-	-	34	49	69.4	79	3.3	17	-	-	-	-	94	3.9	
TOTALS	51	47	102	46.1	-	-	-	66	88	75.0	132	2.6	-	-	-	-	-	160	3.1	
BE	26	20	43	46.5	0	0	0.0	0	0	0.0	0	0.0	0	0	0	0	0	0	0.0	
HOBBS, KARL																				
1980-81	29	67	147	45.6	-	-	-	48	61	78.7	44	1.5	136	91	3	37	747	182	6.3	
BE	14	32	68	47.1	-	-	-	27	32	84.4	18	1.3	69	13	2	47	376	91	6.5	
1981-82	28	51	104	49.0	-	-	-	41	53	77.4	33	1.2	106	60	5	41	747	143	5.1	
BE	14	28	50	44.0	-	-	-	23	27	85.2	17	1.2	54	19	3	31	412	67	4.8	
1982-83	28	124	233	53.2</																

ALL-TIME LETTERWINNERS

NAME	G	FG	FGA	PCT	3FG	3FGA	PCT	FT	FTA	PCT	REB	AVG	A	TO	B	S	MIN	PTS	AVG	
KELLOGG, ANTONIO																				
2004-05	29	30	86	34.9	12	43	27.9	21	33	63.6	60	2.1	63	42	1	23	418	93	3.2	
BE	16	7	33	21.2	2	14	14.3	9	13	69.2	25	1.6	23	24	1	8	191	25	1.6	
KELLY, CURTIS																				
2006-07	27	30	54	55.6	0	0	0.0	14	29	48.3	68	2.5	5	25	19	4	251	74	2.7	
BE	14	9	27	33.3	0	0	0.0	9	15	60.0	36	2.6	1	14	11	2	117	27	1.9	
2007-08	24	17	40	42.5	0	0	0.0	15	28	53.6	42	1.8	9	12	8	1	183	49	2.0	
BE	11	1	4	25.0	0	0	0.0	2	4	50.0	14	1.3	3	2	4	1	53	4	0.4	
TOTALS	51	47	94	50.0	0	0	0.0	29	57	50.9	110	2.2	14	37	27	5	434	123	2.4	
BE	25	10	31	32.3	0	0	0.0	11	19	57.9	50	2.0	4	16	15	3	170	31	1.2	
KELLY, LAWRENCE T.																				
1974-75	23	29	86	33.7	-	-	-	18	28	64.3	68	3.0	1	-	-	-	-	76	3.3	
1975-76	25	36	84	42.9	-	-	-	8	22	36.4	67	2.7	4	-	-	-	-	80	3.2	
TOTALS	48	65	170	38.2	-	-	-	26	50	52.0	135	2.8	5	-	-	-	-	156	3.3	
KELLY, PETER J.																				
1958-59	23	28	86	32.6	-	-	-	28	46	60.8	54	2.3	-	-	-	-	-	84	3.7	
1959-60	24	26	64	40.6	-	-	-	22	46	47.8	51	2.1	-	-	-	-	-	74	3.1	
1960-61	24	82	171	48.0	-	-	-	84	137	61.3	151	6.3	-	-	-	-	-	248	10.3	
TOTALS	71	136	321	42.4	-	-	-	134	229	58.5	256	3.6	-	-	-	-	-	406	5.7	
KIBBE, KARSTEN																				
1986-87	1	0	0	0.0	0	0	0.0	0	0	0.0	0	0.0	0	0	0	0	1	0.0	1.0	
1987-88	5	0	3	0.0	0	0	0.0	1	2	50.0	1	0.2	0	1	0	0	9	1	0.2	
TOTALS	6	0	3	0.0	0	0	0.0	1	2	50.0	1	0.2	0	1	0	0	10	1	0.2	
KIERNAN, RICHARD																				
1954-55	19	12	48	25.0	-	-	-	4	9	44.4	47	2.6	-	-	-	-	-	28	1.5	
1955-56	21	15	-	-	-	-	-	13	-	-	-	-	-	-	-	-	-	43	2.0	
TOTALS	40	27	-	-	-	-	-	17	-	-	-	-	-	-	-	-	-	71	1.8	
KIMBALL, THOMAS (TOBY)																				
1962-63	24	143	297	48.1	-	-	-	76	117	64.9	375	15.6	-	-	-	-	-	362	15.1	
1963-64	27	203	397	51.1	-	-	-	138	202	68.3	466	17.3	-	-	-	-	-	544	20.1	
1964-65	23	177	311	57.0	-	-	-	101	157	64.3	483	21.0	-	-	-	-	-	455	19.8	
TOTALS	74	523	1005	52.0	-	-	-	315	476	66.2	1324	17.9	-	-	-	-	-	1361	18.4	
KING, DAVID C.																				
1959-60	21	37	95	38.9	-	-	-	13	20	65.0	51	2.4	-	-	-	-	-	85	4.0	
1960-61	24	82	171	48.0	-	-	-	84	137	61.3	151	6.3	-	-	-	-	-	248	10.3	
TOTALS	45	119	266	44.7	-	-	-	97	157	61.8	202	4.5	-	-	-	-	-	333	7.4	
KING, EUGENE																				
1951-52	17	8	27	29.6	-	-	-	9	14	64.4	38	2.2	4	-	-	-	-	25	1.5	
1952-53	21	77	230	33.3	-	-	-	39	60	65.1	130	6.2	-	-	-	-	-	193	9.2	
1956-57	5	4	14	28.6	-	-	-	1	2	50.0	4	0.8	-	-	-	-	-	9	1.8	
1957-58	21	40	89	45.0	-	-	-	20	29	69.0	50	2.4	-	-	-	-	-	100	4.8	
TOTALS	64	129	360	35.8	-	-	-	69	105	65.7	222	3.5	-	-	-	-	-	327	5.1	
KING, JEFF S.																				
1984-85	24	21	60	35.0	-	-	-	10	19	52.6	37	1.5	3	21	11	5	217	52	2.2	
BE	13	6	20	30.0	-	-	-	5	13	38.5	12	0.9	0	1	2	4	83	17	1.3	
1985-86	27	39	100	39.0	-	-	-	45	54	83.3	94	3.5	11	15	15	10	390	123	4.4	
BE	15	24	62	38.7	-	-	-	17	22	77.3	49	3.3	4	5	5	12	215	65	4.3	
1986-87	28	124	249	49.8	0	0	0.0	81	113	71.7	153	5.5	20	60	48	22	890	329	11.8	
BE	16	60	129	46.5	0	0	0.0	40	58	69.0	78	4.9	9	13	23	38	480	177	11.1	
1987-88	33	76	170	44.7	0	0	0.0	49	69	71.0	113	3.4	27	42	19	18	681	201	6.1	
BE	15	30	68	44.1	0	0	0.0	17	22	77.3	46	3.1	10	6	8	17	299	77	5.1	
TOTALS	112	260	579	44.9	-	-	-	185	255	72.5	397	3.6	61	138	103	55	2178	705	6.3	
BE	59	120	279	43.0	0	0	0.0	79	115	68.7	185	3.1	23	25	38	71	1077	336	5.7	
KING, KIRKLAND M.																				
1993-94	32	22	49	44.9	0	0	0.0	4	15	26.7	78	2.4	8	18	15	7	214	48	1.5	
BE	18	3	8	37.5	0	0	0.0	1	4	25.0	15	0.8	5	7	3	2	70	7	0.4	
1994-95	33	44	86	51.2	0	0	0.0	17	24	70.8	90	2.7	6	22	11	9	334	105	3.2	
BE	18	24	49	49.0	0	0	0.0	12	14	85.7	44	2.4	4	10	5	4	186	60	3.3	
1995-96	35	142	247	57.5	0	0	0.0	62	90	68.9	219	6.3	34	51	56	12	893	346	9.9	
BE	18	80	132	60.6	0	0	0.0	40	53	75.5	115	6.4	22	22	34	6	501	200	11.1	
1996-97	14	65	133	48.9	0	0	0.0	35	50	70.0	107	7.6	16	35	31	7	413	165	11.8	
BE	6	26	57	45.6	0	0	0.0	10	14	71.4	43	7.2	7	17	13	2	180	62	10.3	
TOTALS	114	273	515	50.3	0	0	0.0	118	179	65.9	494	4.3	64	126	113	35	1854	664	5.8	
BE	60	133	246	54.1	0	0	0.0	63	85	74.1	217	3.6	38	56	55	14	937	329	5.5	
KLAIBER, ANTRIC																				
1995-96	28	7	41	17.1	1	4	25.0	7	16	43.8	47	1.7	6	14	7	4	160	22	0.8	
BE	15	4	10	40.0	1	1	100.0	1	5	20.0	12	0.8	1	7	1	2	54	10	0.7	
1996-97	32	34	63	54.0	0	0	0.0	24	50	48.0	84	2.6	5	24	14	12	441	92	2.9	
BE	17	17	29	58.6	0	0	0.0	14	23	60.9	35	2.1	2	12	7	10	225	48	2.8	
1997-98	32	38	66	57.6	0	0	0.0	19	27	70.4	87	2.7	9	39	25	11	431	95	3.0	
BE	14	15	22	68.2	0	0	0.0	8	13	61.5	35	2.5	3	22	11	6	169	38	2.7	
1998-99	23	5	17	29.4	0	0	0.0	5	8											

ALL-TIME LETTERWINNERS

NAME	G	FG	FGA	PCT	3FG	3FGA	PCT	FT	FTA	PCT	REB	AVG	A	TO	B	S	MIN	PTS	AVG
MADISON, WILLIAM																			
1958-59	8	5	10	50.0	-	-	-	2	3	66.7	3	0.4	-	-	-	-	12	1.5	
1959-60	13	13	33	39.4	-	-	-	1	4	25.0	5	0.4	-	-	-	-	27	2.1	
1960-61	14	4	20	20.0	-	-	-	2	9	22.2	9	0.6	-	-	-	-	10	0.7	
TOTALS	35	22	63	34.9	-	-	-	5	16	31.2	17	0.5	-	-	-	-	49	1.4	
MAJOK, ATER																			
2009-10	26	25	59	42.4	0	0	0.0	9	22	40.9	79	3.0	4	21	42	4	379	59	2.3
BE	18	18	38	47.4	0	0	0.0	3	5	60.0	49	2.7	3	17	27	4	251	39	2.2
MALAN, FREDERICK																			
1966-67	8	3	6	50.0	-	-	-	4	5	80.0	1	0.1	-	-	-	-	10	1.3	
1967-68	24	100	239	41.7	-	-	-	38	44	86.4	43	1.8	-	-	-	-	238	9.9	
1968-69	17	16	336	44.4	-	-	-	5	8	62.5	7	0.4	-	-	-	-	37	2.2	
TOTALS	49	119	581	20.5	-	-	-	47	57	83.9	51	1.0	-	-	-	-	285	5.8	
MALONE, ROBERT																			
1954-55	25	100	269	37.2	-	-	-	60	96	62.5	214	8.6	-	-	-	-	260	10.4	
1955-56	14	73	-	-	-	-	-	27	-	-	-	-	-	-	-	-	173	12.3	
TOTALS	39	173	-	-	-	-	-	87	-	-	-	-	-	-	-	-	433	11.1	
MALONEY, JOSEPH																			
1945-46	7	30	-	-	-	-	-	11	-	-	-	-	-	-	-	-	71	10.1	
1946-47	18	92	-	-	-	-	-	20	-	-	-	-	-	-	-	-	204	11.3	
1947-48	23	106	-	-	-	-	-	43	-	-	-	-	-	-	-	-	255	11.1	
1948-49	18	60	183	32.7	-	-	-	17	41	41.4	-	-	-	-	-	-	137	7.6	
TOTALS	66	288	-	-	-	-	-	91	-	-	-	-	-	-	-	-	667	10.1	
MANDELDOVE, JONATHAN																			
2006-07	17	7	12	58.3	0	0	0.0	1	2	50.0	16	0.9	2	8	17	2	111	15	0.9
BE	11	4	6	66.7	0	0	0.0	1	2	50.0	9	0.8	0	7	6	2	72	9	0.8
2007-08	22	1	5	20.0	0	0	0.0	4	9	44.4	16	0.7	0	4	10	0	76	6	0.3
BE	12	1	4	25.0	0	0	0.0	4	7	57.1	13	1.1	0	0	5	0	46	6	0.5
2008-09	7	0	2	0.0	0	0	0.0	0	0	0.0	2	0.3	0	2	0	0	16	0	0.0
BE	2	0	1	0.0	0	0	0.0	0	0	0.0	1	0.5	0	0	0	0	7	0	0.0
TOTALS	46	8	19	42.1	0	0	0.0	5	11	45.5	34	0.7	2	14	27	2	203	21	0.5
BE	25	5	11	45.5	0	0	0.0	5	9	55.6	23	0.9	0	7	11	2	125	15	0.6
MANNING, GERALD J.																			
1960-61	20	49	151	32.5	-	-	-	41	53	77.3	115	5.8	-	-	-	-	139	7.0	
1961-62	22	65	178	38.2	-	-	-	36	52	69.2	188	8.5	-	-	-	-	166	7.5	
1962-63	25	133	294	45.3	-	-	-	37	58	63.8	178	7.1	-	-	-	-	303	12.1	
TOTALS	67	247	623	39.6	-	-	-	114	163	69.9	481	7.2	-	-	-	-	608	9.1	
MARKIEWICZ, JULIUS 1943-44, 1944-45																			
1945-46	12	10	-	-	-	-	-	6	-	-	-	-	-	-	-	-	26	2.2	
MARSHALL, DONNY																			
1991-92	27	17	46	37.0	0	0	0.0	17	24	70.8	43	1.6	10	12	0	10	241	51	1.9
BE	17	7	26	26.0	0	0	0.0	11	14	78.6	23	1.4	7	5	0	9	143	25	1.5
1992-93	28	81	174	46.6	1	3	33.3	54	71	76.1	118	4.2	31	54	4	32	677	217	7.8
BE	18	54	119	45.4	1	3	33.3	30	40	75.0	70	3.9	23	18	1	36	454	139	7.7
1993-94	34	152	294	51.7	23	64	35.9	96	124	77.4	186	5.5	44	76	8	48	1001	423	12.4
BE	18	78	165	47.3	17	41	41.5	47	57	82.5	103	5.7	24	27	3	49	574	220	12.2
1994-95	32	173	379	45.6	24	92	26.1	136	164	82.9	187	5.8	44	72	5	37	977	506	15.8
BE	17	85	187	45.5	14	51	27.5	57	66	86.4	94	5.5	22	13	2	45	521	241	14.2
TOTALS	121	423	893	47.4	48	159	30.2	303	373	79.1	534	4.4	129	214	17	127	2896	1197	9.9
BE	70	224	497	45.1	32	95	33.7	145	187	81.9	290	4.1	76	63	6	139	1692	625	8.9
MARSHALL, DONVLEY																			
1991-92	30	125	295	42.4	15	62	24.2	69	93	74.2	183	6.1	45	84	78	31	806	334	11.1
BE	18	69	159	43.4	7	32	21.9	51	61	83.6	94	5.2	24	40	44	46	472	196	10.9
1992-93	27	166	332	50.0	20	54	37.0	107	129	82.9	210	7.8	30	59	56	39	854	459	17.0
BE	18	104	214	48.6	16	37	43.2	81	95	85.3	152	8.4	21	22	41	38	599	305	16.9
1993-94	34	107	300	51.2	41	132	31.1	200	266	75.2	302	8.9	56	9	111	43	1157	855	25.1
BE	18	159	330	48.2	26	82	31.7	118	157	75.2	160	8.9	29	21	56	53	656	462	25.7
TOTALS	91	598	1227	48.7	76	248	30.6	376	488	77.0	695	7.6	131	152	245	113	2817	1648	18.1
BE	54	332	703	47.2	49	151	32.5	250	313	79.9	406	7.5	74	63	141	137	1727	963	17.8
MARTIN, EDWARD J.																			
1957-58	24	47	110	42.7	-	-	-	32	69	46.5	146	6.1	-	-	-	-	126	5.3	
1958-59	23	101	279	36.2	-	-	-	45	70	64.3	277	12.1	-	-	-	-	247	10.7	
1959-60	26	61	207	29.5	-	-	-	43	101	42.6	279	10.7	-	-	-	-	165	6.3	
TOTALS	73	209	596	35.1	-	-	-	120	240	50.0	702	9.6	-	-	-	-	538	7.4	
MARTIN, TYRESE (played 2018-19 and 2019-20 seasons at University of Rhode Island)																			
2020-21	22	85	193	44.0	16	50	32.0	41	61	67.2	165	7.5	23	30	12	22	664	227	10.3
BE	17	73	154	47.4	14	41	34.1	32	48	66.7	121	7.1	18	26	8	21	525	192	11.3
2021-22	29	144	321	44.9	43	100	43.0	62	90	68.9	218	7.5	56	53	14	23	928	393	13.6
BE	19	94	217	43.3	29	66	43.9	41	60	68.3	144	7.6	37	31	9	14	622	258	13.6
TOTALS	51	229	514	44.6	59	150	39.3	103	151	68.2	383	7.5	79	83	26	45	1592	620	12.2
BE	36	167	371	45.0	43	107	40.2	73	108	67.6	265	7.4	55	57	17	35	1147	450	12.5
MCCANN, PETE																			
1996-97	2	0	1	0.0	0	0	0.0	0	0	0.0	0	0.0	0	0	0	0	4	0	0.0
MCCLOUD, WILLIE																			
1987-88	34	72	140	51.4	0	0	0.0	28	45	62.2	109	3.2	28	31	5	19	611	172	5.1
BE	16	31	66	47.0	0	0	0.0	16	21	76.2	44	2.8	7	10	3	13	299	78	4.9
1988-89	30	51	107	47.7	0	0	0.0	36	50	72.0	106	3.5	13	27	11	30	557	138	4.6
BE	16	36	78	46.2	0	0	0.0	18	21	85.7	68	4.3	13	21	7	17	361	90	5.6
TOTALS	64	123	247	49.8	0	0	0.0	64	95	67.4	215	3.4	41	58	16	49	1168	310	4.8
BE	32	67	14																

ALL-TIME LETTERWINNERS

NAME	G	FG	FGA	PCT	3FG	3FGA	PCT	FT	FTA	PCT	REB	AVG	A	TO	B	S	MIN	PTS	AVG
NOYES, MICHAEL																			
2015-16	10	2	4	50.0	0	0	0.0	0	0	0.0	1	0.1	0	1	0	0	13	4	0.4
AAC	3	0	0	0.0	0	0	0.0	0	0	0.0	0	0.0	0	0	0	0	3	0	0.0
2016-17	10	1	3	33.3	0	1	0.0	1	2	50.0	1	0.1	0	1	0	0	18	3	0.3
AAC	8	1	3	33.3	0	1	0.0	1	2	50.0	1	0.1	0	1	0	0	16	3	0.4
2017-18	6	0	2	0.0	0	1	0.0	0	0	0.0	0	0.0	0	0	0	0	6	0	0.0
AAC	3	0	1	0.0	0	1	0.0	0	0	0.0	0	0.0	0	0	0	0	2	0	0.0
TOTALS	26	3	9	33.3	0	2	0.0	1	2	50.0	2	0.1	0	2	0	0	37	7	0.3
AAC	14	1	4	25.0	0	2	0.0	1	2	50.0	1	0.1	0	1	0	0	21	3	0.2
O'BRIEN, ROBERT																			
1952-53	19	18	41	44.0	-	-	-	16	31	51.8	48	2.5	-	-	-	-	-	52	2.7
1953-54	22	18	-	-	-	-	-	28	-	-	-	-	-	-	-	-	-	64	2.9
TOTALS	41	36	-	-	-	-	-	44	-	-	-	-	-	-	-	-	-	116	2.8
OCITTI, STANLEY																			
1998-99	4	0	0	0.0	0	0	0.0	0	0	0.0	0	0.0	0	0	0	0	5	0	0.0
BE	3	0	0	0.0	0	0	0.0	0	0	0.0	0	0.0	0	0	0	0	4	0	0.0
1999-00	3	0	1	0.0	0	0	0.0	0	0	0.0	0	0.0	0	0	0	0	3	0	0.0
TOTALS	7	0	1	0.0	0	0	0.0	0	0	0.0	0	0.0	0	0	0	0	8	0	0.0
O'CONNOR, JAMES																			
1955-56	25	58	-	-	-	-	-	15	-	-	-	-	-	-	-	-	-	131	5.3
1956-57	24	99	233	42.5	-	-	-	35	50	70.0	64	2.7	-	-	-	-	-	233	9.7
1957-58	27	129	380	34.0	-	-	-	74	94	78.6	79	2.9	-	-	-	-	-	332	12.3
TOTALS	76	286	-	-	-	-	-	124	-	-	-	-	-	-	-	-	-	696	9.2
OKAFOR, EMEKA																			
2001-02	34	105	178	59.0	0	0	0.0	57	92	62.0	306	9.0	27	47	138	26	1021	267	7.9
BE	16	41	70	58.6	0	0	0.0	26	45	57.8	134	8.4	14	27	70	13	492	108	6.8
2002-03	33	221	381	58.0	0	0	0.0	82	137	59.9	370	11.2	18	75	156	29	1087	524	15.9
BE	16	106	181	58.6	0	0	0.0	40	65	61.5	163	10.2	10	32	71	10	535	252	15.8
2003-04	36	261	436	59.9	0	0	0.0	113	218	51.8	415	11.5	36	84	147	36	1166	635	17.6
BE	16	123	204	60.3	0	0	0.0	50	110	45.5	185	11.6	12	29	66	14	564	296	18.5
TOTALS	103	587	995	59.0	0	0	0.0	252	447	56.4	1091	10.6	81	206	441	91	3274	1426	13.8
BE	48	270	455	59.3	0	0	0.0	116	220	52.7	482	10.0	36	88	207	37	1591	656	13.7
OKWANDU, CHARLES																			
2008-09	10	1	4	25.0	0	0	0.0	1	2	50.0	11	1.1	2	6	3	1	45	3	0.3
BE	1	0	0	0.0	0	0	0.0	0	0	0.0	0	0.0	0	1	0	0	3	0	0.0
2009-10	30	15	29	51.7	0	0	0.0	1	7	14.3	47	1.6	2	17	13	5	231	31	1.0
BE	16	11	23	47.8	0	0	0.0	1	4	25.0	33	2.1	1	10	5	4	148	13	1.4
2010-11	41	54	115	47.0	0	0	0.0	11	21	52.4	113	2.8	22	36	51	11	631	119	2.9
BE	18	23	57	40.4	0	0	0.0	5	6	83.3	65	3.6	12	19	23	5	292	51	2.8
TOTALS	81	70	148	47.3	0	0	0.0	13	30	43.3	171	2.1	26	59	67	17	907	153	1.9
BE	35	34	80	42.5	0	0	0.0	6	10	60.0	98	2.8	13	30	28	9	443	74	2.1
OLANDER, TYLER																			
2010-11	39	25	67	37.3	0	2	0.0	8	12	66.7	72	1.8	17	23	7	4	376	58	1.5
BE	17	4	15	26.7	0	1	0.0	4	6	66.7	17	1.0	3	7	1	0	124	12	0.7
2011-12	34	56	126	44.4	1	5	20.0	30	44	68.2	131	3.9	40	32	16	12	600	143	4.2
BE	18	23	55	43.4	0	3	0.0	15	20	75.0	53	2.9	14	14	6	6	267	61	3.4
2012-13	29	53	116	45.7	0	3	0.0	18	27	66.7	107	3.7	20	27	7	6	627	124	4.3
BE	17	31	59	52.5	0	1	0.0	11	17	64.7	61	3.6	17	7	8	4	384	73	4.3
2013-14	33	20	44	45.5	2	7	28.6	16	22	72.7	40	1.2	3	4	12	2	273	58	1.8
AAC	16	10	19	52.6	0	0	0.0	5	7	71.4	21	1.3	1	3	0	7	146	25	1.6
TOTALS	135	154	353	43.6	3	17	17.6	72	105	68.6	350	2.6	91	79	53	15	876	383	2.8
BE	52	58	127	45.3	0	5	0.0	30	43	69.8	131	2.5	34	28	15	10	775	146	2.8
AAC	16	10	19	52.6	0	0	0.0	5	7	71.4	21	1.3	1	3	0	7	146	25	1.6
O'LEARY, WILLIAM																			
1955-56	22	17	-	-	-	-	-	8	-	-	-	-	-	-	-	-	-	42	1.9
1956-57	17	20	61	32.8	-	-	-	22	25	88.0	48	2.8	-	-	-	-	-	62	3.7
TOTALS	39	37	-	-	-	-	-	30	-	-	-	-	-	-	-	-	-	104	2.7
OLLIE, KEVIN J.																			
1991-92	29	17	45	37.8	0	0	0.0	28	39	71.8	23	0.8	40	31	2	13	294	62	2.1
BE	17	4	12	33.3	0	0	0.0	17	25	68.0	12	0.7	15	16	0	2	137	25	1.5
1992-93	28	69	176	39.2	1	9	11.1	81	109	74.32	64	2.3	158	69	2	27	864	200	7.9
BE	18	53	130	40.8	1	8	12.5	59	78	75.6	41	2.3	99	49	1	16	592	166	9.2
1993-94	34	73	155	47.1	2	10	20.0	71	97	73.2	83	2.4	209	85	1	23	973	219	6.4
BE	18	36	78	46.2	2	6	33.3	41	55	74.5	43	2.4	108	39	0	10	529	115	6.4
1994-95	33	112	222	50.5	13	42	31.0	87	108	80.6	82	2.5	212	84	2	44	1025	324	9.8
BE	18	62	120	51.7	6	21	28.6	46	57	80.7	45	2.5	107	48	1	23	568	176	9.8
TOTALS	124	271	598	45.3	16	61	26.2	267	353	75.6	231	1.9	619	269	7	107	3156	825	6.7
BE	71	155	340	45.6	9	35	25.7	163	215	75.8	141	2.0	329	152	2	51	1826	482	6.8
OMOKARO, OSAZEE																			
2005-06	4	0	1	0.0	0	0	0.0	0	0	0.0	2	0.5	0	0	0	0	4	0	0.0
BE	0	0	0	0.0	0	0	0.0	0	0	0.0	0	0.0	0	0	0	0	0	0	0.0
ONUORAH, DAVID (Graduate transfer, played first 3 years at Cornell University)																			
2017-18	30	12	25	48.0	0	1	0.0	6	11	54.5	62	2.1	4	25	12	0	311	30	1.0
AAC	17	7	14	50.0	0	0	0.0	5	9	55.6	23	1.4	4	12	8	0	175	18	1.1
ORIAKHI, ALEX																			
2009-10	34	63	137	46.0	0	1	0.0	43	80	53.8	224	6.6	12	35	54	13	838	169	5.0
BE	18	31	66	47.0	0	0	0.0	26	43	60.5	100	5.6	6	17	25	6	396	88	4.9
2010-11	41	153	302	50.7	0	0	0.0	87	138	63.0	358	8.7	15	45	67	16	1192	393	9.6
BE	18	63	125	50.4	0	0	0.0	31	61	60.8	119	6.6	6	26	31	3	527	157	8.7
2011-12	34	93	188	49.5	0	0	0.0	41	72	56.9	163	4.8	10	41	45	4	730	227	6.7
BE	18	51	99	51.5	0	0	0.0	21	33	63.6	80	4.4	5	26	20	2	387	123	6.8
TOTALS	109	309	627	49.3	0	1													

ALL-TIME LETTERWINNERS

NAME	G	FG	FGA	PCT	3FG	3FGA	PCT	FT	FTA	PCT	REB	AVG	A	TO	B	S	MIN	PTS	AVG
ROBINSON, CLIFFORD R.																			
1985-86	28	60	146	36.6	-	-	-	36	59	61.0	88	3.1	14	33	12	10	442	156	5.6
BE	16	41	104	39.4	-	-	-	25	40	62.5	55	3.4	12	8	6	20	295	107	6.7
1986-87	16	107	255	42.0	6	18	33.3	69	121	57.0	119	7.4	32	57	11	11	556	289	18.1
BE	7	38	107	35.5	4	12	33.3	33	52	63.5	48	6.9	17	2	6	24	244	113	16.1
1987-88	34	222	463	47.9	0	0	0.0	156	238	65.5	233	6.9	44	92	49	34	1079	600	17.6
BE	16	88	217	40.6	0	0	0.0	79	115	68.7	101	6.3	22	15	20	44	505	255	15.9
1988-89	31	235	500	47.0	4	12	33.3	145	212	68.4	228	7.4	46	75	44	55	974	619	20.0
BE	16	121	264	45.8	4	9	44.4	65	92	70.7	115	7.2	22	26	17	39	516	311	19.4
TOTALS	109	624	1364	45.7	-	-	-	406	630	64.4	668	6.1	136	257	116	110	3051	1664	15.3
BE	55	288	692	41.6	8	21	38.0	202	299	68.6	319	5.8	73	51	49	127	1560	786	14.3
ROBINSON, JACK																			
1975-76	8	1	6	16.7	-	-	-	1	2	50.0	3	0.4	3	-	-	-	-	3	0.4
ROBINSON, STANLEY																			
2006-07	31	52	139	37.4	16	42	38.1	37	56	66.1	136	4.4	25	42	17	9	534	157	5.1
BE	16	20	70	28.6	10	30	33.3	13	25	52.0	64	4.0	12	21	5	5	294	63	3.9
2007-08	33	136	289	47.1	28	67	41.8	43	64	67.2	214	6.5	39	47	42	18	915	343	10.4
BE	18	70	151	46.4	16	39	41.0	25	33	75.8	120	6.7	26	21	19	5	516	181	10.1
2008-09	28	97	192	50.5	3	23	13.0	40	63	63.5	166	5.9	33	44	17	17	696	237	8.5
BE	18	45	104	43.3	1	15	6.7	19	32	59.4	99	5.5	22	29	18	10	415	110	6.1
2009-10	34	203	387	52.5	27	79	34.2	61	97	62.9	260	7.6	34	77	41	30	1163	494	14.5
BE	18	100	207	48.3	16	54	29.6	30	46	65.2	140	7.8	14	47	19	18	616	246	13.7
TOTALS	126	488	1007	48.5	74	211	35.1	181	280	64.6	776	6.2	131	210	130	74	3308	1231	9.8
BE	70	235	532	44.2	43	138	31.2	87	136	64.0	423	6.0	74	118	61	38	1841	600	8.6
RODGERS, PATRICK																			
1945-46	4	0	-	-	-	-	-	2	-	-	-	-	-	-	-	-	-	2	0.5
ROSE, JON E. (JACK)																			
1957-58	27	132	332	39.8	-	-	-	86	108	79.6	129	4.8	-	-	-	-	-	350	13.0
1958-59	24	129	406	31.8	-	-	-	125	181	69.0	140	5.8	-	-	-	-	-	383	16.0
1959-60	26	127	370	34.3	-	-	-	129	170	75.9	112	4.3	-	-	-	-	-	383	14.7
TOTALS	77	388	1108	35.0	-	-	-	340	459	74.1	381	4.9	-	-	-	-	-	1116	14.5
RUDDY, GORDON																			
1953-54	25	59	-	-	-	-	-	57	-	-	-	-	-	-	-	-	-	175	7.0
1954-55	25	87	252	34.6	-	-	-	68	111	61.4	156	6.3	-	-	-	-	-	242	9.7
1955-56	27	168	-	-	-	-	-	113	-	-	-	-	-	-	-	-	-	449	16.6
TOTALS	77	314	-	-	-	-	-	238	-	-	-	-	-	-	-	-	-	866	11.2
RYAN, RAY 1929-30																			
SAMUEL, TERRENCE																			
2013-14	30	24	43	55.8	0	1	0.0	24	34	70.6	27	0.9	24	18	0	12	270	72	2.4
AAC	13	11	18	61.1	0	0	0.0	6	10	60.0	10	0.8	11	7	0	9	117	28	2.2
2014-15	35	43	111	38.7	0	17	0.0	40	52	76.9	86	2.5	55	47	1	16	715	126	3.6
AAC	18	24	63	38.1	0	12	0.0	19	26	73.1	50	2.8	27	26	0	8	383	67	3.7
TOTALS	65	67	154	43.5	0	18	0.0	64	86	74.4	113	1.7	79	65	1	28	985	198	3.0
AAC	31	35	81	43.2	0	12	0.0	25	36	69.4	60	1.9	38	33	0	17	500	95	3.1
SANOJO, ADAMA																			
2020-21	23	77	139	55.4	0	0	0.0	15	26	57.7	110	4.8	13	31	21	9	391	169	7.3
BE	17	59	100	55.0	0	0	0.0	11	16	68.8	89	5.2	12	24	18	7	300	121	7.1
2021-22	29	179	355	50.4	0	1	0.0	70	102	68.6	256	8.8	29	68	55	25	847	428	14.8
BE	18	114	224	50.9	0	0	0.0	44	66	66.7	174	9.7	18	42	40	15	528	272	15.1
TOTALS	52	256	494	51.8	0	1	0.0	85	128	66.4	366	7.0	42	99	76	34	1238	597	11.5
BE	35	169	324	52.2	0	0	0.0	55	82	67.1	263	7.5	30	66	58	22	828	393	11.2
SAUNDERS, EDMUND																			
1998-99	35	86	153	56.2	1	1	1.0	38	63	60.3	166	4.7	23	39	25	24	621	211	6.0
BE	17	42	78	53.8	1	1	1.0	24	34	70.6	69	4.1	11	21	12	11	303	109	6.4
1999-00	33	100	189	52.9	0	1	0.0	50	77	64.9	163	4.9	42	53	13	36	755	250	7.6
BE	14	34	72	47.2	0	1	0.0	20	31	64.5	65	4.6	17	27	4	15	320	88	6.3
2000-01	32	122	230	53.0	1	3	33.3	72	106	67.9	222	7.2	28	61	17	37	913	317	9.9
BE	16	52	108	48.1	0	2	0.0	38	51	74.5	104	6.5	15	29	8	19	469	142	8.9
TOTALS	100	308	572	53.9	2	5	40.0	160	246	65.0	558	5.6	93	155	55	97	2289	778	7.2
BE	47	128	258	49.6	1	4	25.0	82	116	70.7	238	5.1	43	57	24	45	1092	339	7.2
SCHMIDT, WILLIAM																			
1956-57	25	128	288	44.4	-	-	-	86	149	57.8	271	10.8	-	-	-	-	-	332	13.3
1957-58	27	98	244	40.1	-	-	-	59	95	62.0	235	8.7	-	-	-	-	-	255	9.5
TOTALS	52	226	532	42.3	-	-	-	145	244	59.4	506	9.7	-	-	-	-	-	587	11.3
SCOTT, KEN																			
1985-86	13	3	7	42.9	-	-	-	0	0	0.0	4	0.3	1	2	1	1	25	6	0.5
BE	7	1	2	50.0	-	-	-	0	0	0.0	1	0.1	1	1	0	1	13	2	0.3
SELLERS, W. ROD																			
1988-89	31	45	97	46.4	0	1	0.0	28	52	53.8	129	4.2	7	19	9	7	519	118	3.8
BE	16	16	35	45.7	0	0	0.0	12	25	48.0	53	3.3	2	5	4	11	254	44	2.8
1989-90	37	114	212	53.8	0	0	0.0	77	147	52.4	195	5.3	16	58	31	27	854	305	8.2
BE	16	49	95	51.6	0	0	0.0	41	77	53.2	92	5.8	8	10	11	27	422	139	8.7
1990-91	31	134	242	55.4	0	0	0.0	94	165	57.0	247	8.0	35	59	27	32	956	362	11.7
BE	16	71	124	57.3	0	0	0.0	48	76	63.2	130	8.1	14	19	12	30	539	199	12.9
1991-92	29	116	196	59.2	0	0	0.0	126	190	66.3	253	8.7	42	48	13	18	919	358	12.3
BE	18	70	121	57.9	0	0	0.0	80	115	69.6	159	8.8	32	10	9	33	602	220	11.9
TOTALS	128	409	747	54.8	0	1	0.0	325	554	58.7	824	6.4	100	184	80	84	3248	1143	8.9
BE	66	206	375	54.9	0	0	0.0	181	293	61.8	434	6.6	56	46	36	60	101	187	5.9
SELVIE, JOHNNIE																			
2000-01	31	133	243	54.7	0	0	0.0	73	109	67.0	171	5.5	8	67	32	19	735	339	10.9
BE	15	54	112	48.2	0	0	0.0	28	42	66.7	83	5.5	5	35	19	5	370	136	9.1
2001-02</																			

ALL-TIME LETTERWINNERS

NAME	G	FG	FGA	PCT	3FG	3FGA	PCT	FT	FTA	PCT	REB	AVG	A	TO	B	S	MIN	PTS	AVG
SULLIVAN, JAMES L.																			
1978-79	27	28	79	35.4	-	-	-	18	38	47.4	24	0.9	45	-	-	15	336	74	2.7
1979-80	29	41	81	50.6	-	-	-	19	28	67.9	26	0.9	57	-	-	19	418	101	3.5
BE	6	14	25	56.0	-	-	-	12	15	80.0	8	1.3	14	1	2	11	101	37	6.2
1980-81	7	6	16	37.5	-	-	-	1	3	33.3	4	0.6	4	4	0	3	28	13	1.9
BE	1	0	0	0.0	-	-	-	0	0	0.0	0	0.0	0	0	0	1	3	0	0.0
1981-82	22	19	38	50.0	-	-	-	2	12	66.7	15	0.7	31	15	2	12	209	46	2.1
BE	10	2	4	50.0	-	-	-	8	5	40.0	7	0.7	8	2	0	3	54	6	0.6
TOTALS	85	94	214	43.9	-	-	-	46	81	56.8	69	81.2	137	-	-	49	991	234	2.8
BE	17	16	29	55.2	-	-	-	11	17	64.7	15	0.9	22	3	2	15	158	43	2.5
SWAIN, ROBERT																			
2000-01	11	6	14	42.9	4	7	57.1	0	0	0.0	5	0.5	2	4	0	0	43	16	1.5
BE	8	3	8	37.5	1	3	33.3	0	0	0.0	2	0.3	0	3	0	0	26	7	0.9
2001-02	5	3	6	50.0	2	4	50.0	0	1	0.0	2	0.4	0	0	1	10	8	1.6	1.6
TOTALS	16	9	20	45.0	6	11	54.5	0	1	0.0	7	0.4	2	4	0	1	53	24	1.5
BE	8	3	8	37.5	1	3	33.3	0	0	0.0	2	0.3	0	3	0	0	26	7	0.9
SWALLER, RYAN																			
2002-03	7	1	4	25.0	0	0	0.0	2	4	50.0	5	0.7	1	2	0	0	8	4	0.6
BE	2	0	0	0.0	0	0	0.0	0	0	0.0	0	0.0	0	0	0	0	2	0	0.0
2003-04	13	3	7	42.9	0	3	0.0	0	2	0.0	4	0.3	2	1	0	0	17	6	0.5
BE	6	1	3	33.3	0	1	0.0	0	2	0.0	2	0.5	1	0	0	5	2	0.5	
TOTAL	20	4	11	36.4	0	3	0.0	2	6	33.3	9	0.5	3	3	0	0	25	10	0.5
BE	6	1	3	33.3	0	1	0.0	0	2	0.0	2	0.5	1	0	0	7	2	0.3	
TARBELL, KARL K.																			
1946-47	16	4	-	-	-	-	-	3	-	-	-	-	-	-	-	-	-	11	0.7
TAYLOR, ROBERT																			
1969-70	23	94	209	44.9	-	-	-	44	80	55.0	208	9.0	27	-	-	-	-	232	10.1
TAYLOR, WILLIAM M.																			
1982-83	7	1	5	20.0	-	-	-	0	1	0.0	3	0.4	0	0	0	0	13	2	0.3
BE	5	1	4	25.0	-	-	-	0	1	0.0	3	0.6	0	0	0	0	11	2	0.4
THABEET, HASHEEM																			
2006-07	31	67	121	55.4	0	0	0.0	59	115	51.3	199	6.4	12	49	118	6	758	193	6.2
BE	16	31	55	56.4	0	0	0.0	25	49	51.0	95	5.9	5	23	60	1	398	87	5.4
2007-08	33	114	189	60.3	0	0	0.0	118	169	69.8	260	7.9	12	58	147	9	1024	346	10.5
BE	18	56	100	56.0	0	0	0.0	63	88	71.6	137	7.6	7	35	94	3	581	175	9.7
2008-09	36	178	278	64.0	0	0	0.0	133	212	62.7	388	10.8	17	68	152	22	1145	489	13.6
BE	18	87	142	61.0	0	0	0.0	53	92	57.6	189	10.5	8	34	89	12	595	227	12.6
TOTALS	100	359	588	61.1	0	0	0.0	310	496	62.5	847	8.5	41	175	417	37	2927	1028	10.3
BE	52	174	297	68.6	0	0	0.0	141	229	61.6	421	8.1	20	92	243	16	1574	489	9.4
THOMAS, JOHN																			
1972-73	8	15	25	60.0	-	-	-	2	3	66.7	49	6.1	6	-	-	-	-	32	4.0
1973-74	26	62	140	44.3	-	-	-	27	46	58.7	271	10.4	24	-	-	-	-	151	5.8
1974-75	28	103	232	44.4	-	-	-	31	64	48.4	301	10.8	22	-	-	-	-	237	8.5
1975-76	29	121	245	49.4	-	-	-	66	104	63.5	402	13.9	54	-	-	-	-	308	10.6
TOTALS	91	301	642	46.9	-	-	-	126	217	58.1	1023	11.2	106	-	-	-	-	728	8.0
THOMAS, MARCUS																			
1993-94	20	4	10	40.0	3	8	37.5	1	4	25.0	2	0.1	6	5	0	1	36	12	0.6
BE	7	2	2	1.00	1	1	1.00	0	0	0.0	1	0.1	3	0	0	2	8	5	0.7
1994-95	17	2	6	33.3	2	5	40.0	2	2	100.0	2	0.1	5	4	0	1	32	8	0.8
BE	8	2	2	1.00	2	2	1.00	0	0	0.0	1	0.1	1	0	0	2	12	6	0.5
TOTALS	37	6	16	37.5	5	13	38.5	3	6	50.0	4	0.1	11	9	0	2	68	20	0.7
BE	15	4	4	1.00	3	3	1.00	0	0	0.0	2	0.1	4	0	0	4	20	11	0.5
THOMPSON, CORNELIUS A.																			
1978-79	29	190	401	47.4	-	-	-	158	198	79.8	289	10.0	53	-	-	45	991	538	18.6
1979-80	29	167	334	50.0	-	-	-	123	155	79.4	270	9.3	71	-	-	45	993	457	15.8
BE	6	42	71	59.2	-	-	-	20	29	69.0	56	9.3	15	11	4	15	217	104	17.3
1980-81	29	151	304	49.7	-	-	-	133	168	79.2	235	8.1	45	60	17	47	1001	435	15.0
BE	14	73	138	52.9	-	-	-	71	89	79.8	96	6.9	17	21	4	31	490	217	15.5
1981-82	27	149	291	51.2	-	-	-	82	114	71.9	223	8.3	47	63	15	42	977	380	14.1
BE	14	80	160	50.0	-	-	-	52	68	76.5	128	9.1	21	26	7	42	556	212	15.1
TOTALS	114	657	1330	49.4	-	-	-	496	635	78.1	1017	8.9	216	-	-	179	3962	1810	15.9
BE	34	195	369	52.9	-	-	-	143	186	76.9	280	8.2	53	58	15	88	1263	533	15.7
THOMPSON, RICHARD																			
1964-65	25	43	109	39.5	-	-	-	40	56	71.4	103	4.1	-	-	-	-	-	26	5.0
1965-66	24	53	101	52.5	-	-	-	32	44	72.8	121	5.0	-	-	-	-	-	138	5.8
1966-67	21	27	54	50.0	-	-	-	16	22	72.7	105	5.0	-	-	-	-	-	70	3.3
TOTALS	70	123	264	46.6	-	-	-	88	122	72.1	329	4.7	-	-	-	-	-	234	3.3
THOMPSON, RYAN																			
2004-05	16	8	15	53.3	4	10	40.0	0	0	0.0	15	0.9	6	4	0	2	93	20	1.3
BE	6	4	8	50.0	3	6	50.0	0	0	0.0	7	1.2	4	0	0	1	51	11	1.8
2005-06	5	2	7	28.6	1	4	25.0	2	4	50.0	3	0.6	3	1	1	2	24	7	1.4
BE	0	0	0	0.0	0	0	0.0	0	0	0.0	0	0.0	0	0	0	0	0	0	0.0
TOTALS	21	10	22	45.5	5	14	35.7	2	4	50.0	18	0.9	9	5	1	4	117	27	1.3
BE	6	4	8	50.0	3	6	50.0	0	0	0.0	7	1.2	4	0	0	1	51	11	1.8
TOLKSDORF, LEON																			
2012-13	11	6	18	33.3	5	14	35.7	2	4	50.0	8	0.7	5	0	0	2	81	19	1.7
BE	7	5	11	45.5	4	8	50.0	0	0	0.0	6	0.9	1	0	0	0	44	14	2.0
2013-14	13	6	21	28.6	3	13	23.1	1	2	50.0	10	0.8	4	3	0	1	47	16	1.2
AAC	5	2	11	18.2	2	9	22.2	0	0	0.0	4	0.8	1	0	0	2	22	6	1.2
TOTALS	24	12	39	30.8	8	27	29.6	3	6	50.0	18	0.8	9	3	0	3	128	35	1.5
BE	7	5	11	45.5	4	8	50.0	0	0	0.0	6	0.9	1	0	0	0	44	14	2.0
AAC	5	2	11	18.2	2	9	22.2	0	0	0.0	4	0.8	1	0	0	2	22	6	1.2
TONELLA, ED																			
1998-99	9	2	4	50.0	0	1	0.0	0	2	0.0	1	0.1	1	0	0	1	12	4	0.4
BE	3	0																	

ALL-TIME LETTERWINNERS


NAME	G	FG	FGA	PCT	3FG	3FGA	PCT	FT	FTA	PCT	REB	AVG	A	TO	B	S	MIN	PTS	AVG
WATTS, TOR																			
2012-13	3	0	0	0.0	0	0	0.0	0	0	0.0	0	0.0	0	1	0	0	3	0	0.0
BE	2	0	0	0.0	0	0	0.0	0	0	0.0	0	0.0	0	1	0	0	2	0	0.0
2013-14	9	1	4	25.0	0	1	0.0	0	0	0.0	2	0.2	0	0	2	13	2	0.2	
AAC	3	0	1	0.0	0	0	0.0	0	0	0.0	1	0.3	0	0	0	6	0	0.0	
TOTALS	12	1	4	25.0	0	1	0.0	0	0	0.0	2	0.2	0	1	0	2	16	2	0.2
BE	2	0	0	0.0	0	0	0.0	0	0	0.0	0	0.0	0	1	0	0	2	0	0.0
AAC	3	0	1	0.0	0	0	0.0	0	0	0.0	1	0.3	0	0	0	6	0	0.0	
WEHRL, ALFRED																			
1953-54	15	6	-	-	-	-	-	8	-	-	-	-	-	-	-	-	20	1.3	
1954-55	21	10	33	31.5	-	-	-	9	13	69.2	46	2.2	-	-	-	-	29	1.4	
TOTALS	36	16	-	-	-	-	-	17	-	-	-	-	-	-	-	-	49	1.4	
WESTON, ALBERT E. JR.																			
1972-73	18	98	218	45.0	-	-	-	56	63	88.9	45	2.5	67	-	-	-	252	14.0	
1973-74	27	174	404	43.1	-	-	-	33	50	66.0	93	3.4	53	-	-	-	381	14.1	
1974-75	28	144	322	44.7	-	-	-	48	58	82.8	90	3.2	63	-	-	-	336	12.0	
1975-76	25	157	344	45.6	-	-	-	59	74	79.7	101	4.0	59	-	-	-	373	14.9	
TOTALS	98	573	1288	44.5	-	-	-	196	245	80.0	329	3.4	242	-	-	-	1342	13.7	
WHALEY, ISAIAH																			
2017-18	30	30	53	56.6	0	0	0.0	19	28	67.9	67	2.2	10	12	30	11	414	79	2.6
AAC	18	19	38	50.0	0	0	0.0	13	19	68.4	47	2.6	7	8	22	7	291	51	2.8
2018-19	23	8	12	66.7	0	0	0.0	3	9	33.3	24	1.0	0	5	5	3	83	19	0.8
AAC	12	3	5	60.0	0	0	0.0	1	3	33.3	8	0.7	0	3	2	1	32	7	0.6
2019-20	30	68	126	54.0	0	0	0.0	44	60	77.3	149	5.0	17	27	46	19	563	180	6.0
AAC	18	54	92	58.7	0	0	0.0	40	52	76.9	118	6.6	12	20	35	15	420	148	8.2
2020-21	23	81	169	47.9	8	23	34.8	15	32	46.9	142	6.2	35	31	60	22	631	185	8.0
BE	17	58	119	48.7	7	16	43.8	6	16	37.5	98	5.8	23	27	43	17	458	129	7.6
2021-22**	32	96	188	51.1	16	55	29.1	37	50	74.0	152	4.8	35	40	71	25	908	245	7.7
BE	19	60	110	54.5	11	35	31.4	19	23	82.6	88	4.6	17	25	36	15	547	150	7.9
** - Fifth season of eligibility due to Covid pandemic																			
TOTALS	138	283	548	51.6	24	78	30.8	118	179	65.9	534	3.9	97	115	212	80	2597	708	5.1
AAC	48	76	135	56.3	0	0	0.0	54	74	63.0	173	3.6	19	31	59	23	743	206	4.3
BE	36	118	229	51.5	18	51	35.3	25	39	64.1	186	5.2	40	52	79	32	1005	279	7.8
WHELTON, JOSEPH A. JR.																			
1974-75	28	82	195	42.1	-	-	-	62	69	89.9	42	1.5	86	-	-	-	226	8.1	
1975-76	29	171	353	48.4	-	-	-	81	105	77.1	46	1.6	138	-	-	-	423	14.6	
1976-77	23	121	267	45.3	-	-	-	63	80	78.8	30	1.3	77	-	-	-	305	13.3	
1977-78	25	150	366	41.0	-	-	-	83	102	81.4	37	1.5	107	-	-	-	383	15.3	
TOTALS	105	524	1181	44.4	-	-	-	289	356	81.2	155	1.5	408	-	-	-	1337	12.7	
WHITCOMB, CHRISTOPHER																			
1963-64	11	7	15	46.7	-	-	-	2	7	28.6	12	1.1	-	-	-	-	16	1.5	
1964-65	16	14	28	50.0	-	-	-	2	2	100.0	24	1.5	-	-	-	-	30	1.9	
TOTALS	27	21	43	48.8	-	-	-	4	9	44.4	36	1.3	-	-	-	-	46	1.7	
WHITE, MARCUS																			
2002-03	23	28	74	37.8	0	0	0.0	39	58	67.2	128	5.6	10	16	14	10	392	95	4.1
BE	13	16	42	38.1	0	0	0.0	23	33	69.7	83	6.4	7	9	8	6	223	55	4.2
2003-04	4	3	5	60.0	0	0	0.0	2	7	28.6	9	2.3	0	2	0	0	27	8	2.0
2004-05	5	5	12	41.7	0	0	0.0	6	10	60.0	23	4.6	1	3	2	4	37	16	3.2
TOTAL	37	31	79	39.2	0	0	0.0	41	65	63.1	137	5.1	10	18	14	10	419	103	3.8
BE	13	16	42	38.1	0	0	0.0	23	33	69.7	83	6.4	7	9	8	6	223	55	4.2
WHITNEY, KENNETH																			
1963-64	15	11	23	47.8	-	-	-	13	19	68.4	6	0.4	-	-	-	-	35	2.3	
1964-65	18	24	55	43.6	-	-	-	12	21	57.1	12	0.7	-	-	-	-	60	3.3	
1965-66	15	14	32	44.2	-	-	-	15	24	58.3	14	0.9	-	-	-	-	42	2.6	
TOTALS	48	49	110	44.5	-	-	-	40	64	62.5	32	0.7	-	-	-	-	137	2.8	
WIDHOLM, WALLACE																			
1949-50	25	40	123	32.5	-	-	-	30	52	57.6	-	-	-	-	-	-	110	4.4	
1950-51	25	76	218	34.8	-	-	-	40	78	51.2	142	5.7	25	-	-	-	192	7.6	
1951-52	19	60	168	35.7	-	-	-	28	45	62.2	152	8.0	6	-	-	-	148	7.8	
TOTALS	69	176	509	34.6	-	-	-	98	175	56.0	-	-	-	-	-	-	450	6.5	
WIGGINS, DOUG																			
2006-07	31	71	183	38.8	28	85	32.9	42	57	73.7	65	2.1	50	45	2	33	547	212	6.8
BE	16	33	103	32.0	13	51	25.5	25	34	73.5	35	2.2	20	21	0	16	294	104	6.5
2007-08	31	69	168	41.1	31	86	36.0	39	41	95.1	85	2.7	76	31	2	32	586	208	6.7
BE	17	37	83	44.6	18	46	39.1	22	23	95.7	41	2.4	37	18	3	16	309	114	6.7
TOTALS	62	140	351	39.9	59	171	34.5	81	98	82.7	150	2.4	126	76	4	65	1133	420	6.8
BE	33	70	186	37.6	31	97	32.0	47	57	82.5	76	2.3	57	39	1	32	603	218	6.6
WILLIAMS, EDDIE																			
1982-83	28	80	188	42.6	-	-	-	53	82	64.6	132	4.7	23	47	15	23	733	213	7.6
BE	16	49	122	40.2	-	-	-	38	53	71.7	88	5.5	17	10	9	34	479	136	8.5
1983-84	28	110	240	45.8	-	-	-	55	76	73.7	122	4.4	50	52	11	28	788	276	9.9
BE	16	55	131	42.0	-	-	-	39	50	78.0	55	3.4	33	15	2	33	452	149	9.3
1984-85	11	41	78	52.6	-	-	-	11	14	78.6	36	3.3	11	16	2	8	276	93	8.5
BE	6	16	34	47.1	-	-	-	10	10	100.0	18	3.0	8	7	0	8	137	42	7.0
1985-86	28	124	251	49.4	-	-	-	35	55	63.6	104	3.7	60	47	24	817	283	10.1	
BE	16	61	133	45.9	-	-	-	19	31	61.3	51	3.2	36	16	4	29	475	141	8.8
TOTALS	95	355	757	46.9	-	-	-	154	227	67.8	394	4.1	144	159	35	83	2604	865	9.1
BE	54	181	420	43.1	-	-	-	106	144	73.6	212	3.9	94	48	15	104	1543	468	8.7

ALL-TIME INDIVIDUAL HONORS/AWARDS/ACHIEVEMENTS



JIM CALHOUN

inducted
Sept. 9, 2005



RAY ALLEN

inducted
Sept. 8, 2018



HUSKIES OF HONOR

ADMINISTRATORS

John Toner, Director of Athletics, 1969-87

HEAD COACHES

Hugh Greer, 1946-63
Dee Rowe, 1969-77
Jim Calhoun, 1986-2012

PLAYERS

#9 Walt Dropo, 1942-47
#22 Vin Yokabaskas, 1948-52
#13 Worthy Patterson, 1950-54
#25 Art Quimby, 1951-55
#42 Toby Kimball, 1961-65
#44 Wes Bialosuknia, 1963-67
#22 Bill Corley, 1964-68
#42 Tony Hanson, 1973-77
#52 Corny Thompson, 1978-82
#00 Cliff Robinson, 1985-89
#13 Chris Smith, 1988-92
#24 Scott Burrell, 1989-93
#42 Donyell Marshall, 1991-94
#34 Ray Allen, 1993-96
#32 Richard Hamilton, 1996-99
#42 Khalid El-Amin, 1997-00
#50 Emeka Okafor, 2001-04
#3 Caron Butler, 2000-02
#22 Rudy Gay, 2004-06
#15 Kemba Walker, 2008-11
#13 Shabazz Napier, 2010-14

TEAMS

1998-99 National Champions

ALL-TIME INDIVIDUAL HONORS/AWARDS/ACHIEVEMENTS



UCONN ALL-CENTURY TEAM (artist rendering)
Selected by fan vote during 2000-01 season

Front row (l-r): Scott Burrell (F, 6-7, 1990-93, Hamden, Conn.), Walt Dropo (C, 6-5, 1943-47, Moosup, Conn.), Khalid El-Amin (G, 5-10, 1998-2000, Minneapolis, Minn.), Ray Allen (G, 6-5, 1994-96, Dalzell, S.C.), Richard Hamilton (G, 6-6, 1997-99, Coatesville, Pa.), Donyell Marshall (F, 6-9, 1992-94, Reading, Pa.), Wes Bialosuknia (G, 6-2, 1994-96, Poughkeepsie, N.Y.), Tate George (G, 6-5, 1987-90, Newark, N.J.)

Second row (l-r): Kevin Ollie (G, 6-4, 1992-95, Los Angeles, Calif.), Chris Smith (G, 6-2, 1989-92, Bridgeport, Conn.), Tony Hanson (F, 6-5, 1974-77, Waterbury, Conn.), Art Quimby (C, 6-5, 1952-55, New London, Conn.), Cliff Robinson (F, 6-11, 1986-89, Buffalo, N.Y.), Toby Kimball (C, 6-8, 1963-65, Sudbury, Mass.), Corny Thompson (F, 6-8, 1979-82, Middletown, Conn.), Doron Sheffer (G, 6-5, 1994-96, Ramat-Efal, Israel), Ricky Moore (G, 6-2, 1996-99, Augusta, Ga.)

Third row (l-r): Bill Corley (C, 6-7, 1966-68, Williston Park, N.Y.), Jake Voskuhl (C, 6-11, 1997-2000, Katy, Texas), Kevin Freeman (F, 6-7, 1997-2000, Springfield, Mass.), Travis Knight (C, 7-0, 1993-96, Sandy, Utah), Nadav Henefeld (F, 6-7, 1989-90, Ramat-Hasharon, Israel), Donny Marshall (F, 6-7, 1992-95, Federal Way, Wash.), Vin Yokabaskas (F, 6-2, 1950-52, Bloomfield, Conn.), Earl Kelley (G, 6-1, 1983-86, New Haven, Conn.)

YANKEE CONFERENCE HONOR ROLL (1948-49 through 1975-76)

1948-49
 Henry Bartnicki
 Stan Sorota
 Joe Maloney

First Team
 First Team
 Second Team

1949-50
 Peter Lind
 Vin Yokabaskas
 Stan Sorota

First Team
 First Team
 Second Team

1950-51
 Vin Yokabaskas
 Bill Ebel
 Ernest Gates
 Wally Widholm

First Team
 Second Team
 Second Team
 Second Team

1951-52
 Burr Carlson
 Vin Yokabaskas

First Team
 First Team

1952-53
 Worthy Patterson
 Art Quimby

First Team
 First Team

1993-54
 Worthy Patterson
 Art Quimby
 Jim Ahearn
 Dick Watson

First Team
 First Team
 Second Team
 Second Team

1954-55
 Jim Ahearn
 Art Quimby

First Team
 First Team

1955-56
 Ron Bushwell
 Gordon Ruddy

First Team
 First Team

1956-57
 Al Cooper
 Bob Osborne
 Jim O'Connor
 Fran Quinn
 Billy Schmidt

First Team
 First Team
 Second Team
 Second Team
 Second Team

1957-58
 Al Cooper
 Jim O'Connor
 John Pipczynski
 Jack Rose

First Team
 First Team
 First Team
 Second Team

1958-59
 Jack Rose
 John Pipczynski

First Team
 Second Team

1959-60
 John Pipczynski
 Jack Rose
 Walt Griffin

First Team
 First Team
 Second Team

1960-61
 Dave King

Second Team

1961-62
 Lenny Carlson
 Andy Czuchry

First Team
 Second Team

1962-63
 Toby Kimball
 Gerry Manning
 Ed Slomcenski
 Dale Comey

First Team
 First Team
 First Team
 Second Team

1963-64
 Toby Kimball

First Team

1964-65
 Wes Bialosuknia
 Toby Kimball

First Team
 First Team

1965-66
 Wes Bialosuknia
 Bill Corley

First Team
 First Team

1966-67
 Wes Bialosuknia
 Bill Corley

First Team
 First Team

1967-68
 Bill Corley
 Tim Smith

First Team
 Second Team

1968-69
 Ron Hrubala
 Bob Staak

Second Team
 Second Team

1969-70
 Bob Boyd
 Bob Staak
 Ron Hrubala

Second Team
 Second Team
 Second Team

1970-71
 Bob Staak
 Bob Boyd

First Team
 Second Team

1971-72
 Cal Chapman

Second Team

1972-73
 Cal Chapman
 Al Weston

Second Team
 Second Team

1973-74
 Jimmy Foster
 Earl Wilson
 Tony Hanson

First Team
 Second Team
 Rookie of the Year

1974-75
 Tony Hanson

First Team

1975-76
 Tony Hanson
 Joey Whelton
 John Thomas

First Team
 Second Team
 Second Team

ALL-TIME INDIVIDUAL HONORS/AWARDS/ACHIEVEMENTS

NAISMITH MEMORIAL BASKETBALL

HALL OF FAME

Jim Calhoun - inducted 2005
Ray Allen - inducted 2018

NABC Co-NATIONAL

PLAYER OF THE YEAR

Emeka Okafor, 2003-04
(with Jameer Nelson, St. Joseph's)

ALL-AMERICANS*

Donyell Marshall, 1993-94
Ray Allen, 1994-95, 1995-96
Richard Hamilton, 1997-98, 1998-99
Caron Butler, 2001-02
Emeka Okafor, 2002-03, 2003-04
Rudy Gay, 2005-06
A.J. Price, 2007-08
Hasheem Thabeet, 2008-09
Kemba Walker, 2010-11
Shabazz Napier, 2013-14
*-- Associated Press, NABC, USBWA or Wooden Award

CoSIDA ACADEMIC ALL-AMERICAN

Emeka Okafor, 2002-03, 2003-04

CoSIDA ACADEMIC

ALL-AMERICAN OF THE YEAR

Emeka Okafor, 2003-04

NABC NATIONAL

DEFENSIVE PLAYER OF THE YEAR

Emeka Okafor, 2002-03, 2003-04
Hasheem Thabeet, 2007-08, 2008-09

USA BASKETBALL ATHLETE OF THE YEAR

Ray Allen, 1995

BOB COUSY COLLEGIATE POINT GUARD OF THE YEAR AWARD

Kemba Walker, 2011
Shabazz Napier, 2014

NCAA ALL-TOURNAMENT SELECTIONS

1956-Gordon Ruddy (East Region)
1964-Toby Kimball (East Region)
1976-Tony Hanson, Al Weston (East Region)
1990-- Tate George, Chris Smith (East Regional)
1995-- Ray Allen, Donny Marshall (West Regional)
1998-- Richard Hamilton, Khalid El-Amin (East Regional)
1999-- Richard Hamilton (MOP), Khalid El-Amin, Ricky Moore (Final Four); Richard Hamilton (MOP), Ricky Moore, Kevin Freeman (West Regional)
2002-- Caron Butler, Tony Robertson (East Regional)
2003-- Emeka Okafor (South Regional)
2004-- Emeka Okafor (MVP), Ben Gordon, Rashad Anderson (Final Four); Ben Gordon (MVP), Rashad Anderson, Emeka Okafor (Phoenix Regional)
2006-- Rudy Gay, Marcus Williams (Washington DC Regional)
2009-- A.J. Price (MOP), Kemba Walker (West Regional)
2011-- Kemba Walker (MOP), Jeremy Lamb (Final Four); Kemba Walker (MOP), Jeremy Lamb (West Regional)
2014-- Shabazz Napier (MOP), Ryan Boatright, DeAndre Daniels (Final Four); Shabazz Napier (MOP), DeAndre Daniels (East Regional)

NIT ALL-TOURNAMENT SELECTIONS

1988-- Phil Gamble (MVP), Cliff Robinson, Tate George
1997-- Richard Hamilton

BIG EAST PLAYER OF THE YEAR

Donyell Marshall, 1993-94
Ray Allen, 1995-96
Richard Hamilton, 1997-98, 1998-99
Caron Butler, 2001-02
Emeka Okafor, 2003-04
Hasheem Thabeet, 2008-09

BIG EAST COACH OF THE YEAR

Jim Calhoun (4), 1989-90, 1993-94, 1995-96, 1997-98

BIG EAST ROOKIE OF THE YEAR

Earl Kelley, 1982-83
Nadav Henefeld, 1989-90
Doron Sheffer, 1993-94
Khalid El-Amin, 1997-98
Rudy Gay, 2004-05

BIG EAST

DEFENSIVE PLAYER OF THE YEAR

Donyell Marshall, 1993-94
Emeka Okafor, 2002-03, 2003-04
Josh Boone, 2004-05
Hilton Armstrong, 2005-06
Hasheem Thabeet, 2007-08, 2008-09
Isaiah Whaley, 2020-21 (co-winner)

BIG EAST MOST IMPROVED PLAYER

Marcus Williams, 2004-05

BIG EAST SIXTH MAN OF THE YEAR

Tyler Polley, 2020-21

BIG EAST

SCHOLAR-ATHLETE OF THE YEAR

Emeka Okafor, 2002-03, 2003-04

BIG EAST CHAMPIONSHIP

MOST OUTSTANDING PLAYER

1990 -- Chris Smith
1998 -- Khalid El-Amin
1999 -- Kevin Freeman
2002 -- Caron Butler
2004 -- Ben Gordon
2011 -- Kemba Walker

BIG EAST CHAMPIONSHIP

ALL-TOURNAMENT SELECTIONS

1990-- Tate George, John Gwynn
1994-- Donyell Marshall
1995-- Ray Allen
1996-- Ray Allen, Travis Knight
1998-- Richard Hamilton, Rashamel Jones
1999-- Richard Hamilton, Khalid El-Amin
2000-- Khalid El-Amin, Albert Mouring
2002-- Ben Gordon
2003-- Ben Gordon, Emeka Okafor
2004-- Taliek Brown
2009-- A.J. Price
2011-- Jeremy Lamb
2021-- Adama Sanogo
2022-- Tyrese Martin

BIG EAST ALL-CONFERENCE

1979-80
Cory Thompson, So. Second Team
Mike McKay, So. Third Team
Bruce Kuczynski, Fr. All-Freshman Team
1980-81
Cory Thompson, Jr. First Team
Chuck Aleksinas, Jr. Second Team
Mike McKay, Jr. Third Team
Vern Giscombe, Fr. All-Freshman Team
1981-82
Cory Thompson, Sr. First Team
Mike McKay, Sr. Second Team
1982-83
Earl Kelley, Fr. All-Freshman Team

1983-84
Karl Hobbs, Sr. Third Team
1984-85
Earl Kelley, Jr. Second Team
1985-86
Earl Kelley, Sr. Second Team
Phil Gamble, Fr. All-Freshman Team
1986-87
Tate George, Fr. All-Freshman Team
1987-88
Cliff Robinson, Jr. Third Team
1988-89
Cliff Robinson, Sr. Second Team
1989-90
Chris Smith, So. Second Team
Tate George, Sr. Third Team
Nadav Henefeld, Fr. Third Team, All-Rookie Team
Scott Burrell, Fr. All-Rookie Team
1990-91
Chris Smith, Jr. Second Team
Scott Burrell, So. Third Team
1991-92
Chris Smith, Sr. First Team
Scott Burrell, Jr. Second Team
Rod Sellers, Sr. Third Team
Donyell Marshall, Fr. All-Rookie Team
1992-93
Donyell Marshall, So. First Team
Scott Burrell, Sr. Third Team
1993-94
Donyell Marshall, Jr. First Team
Donny Marshall, Jr. Third Team
Doron Sheffer, Fr. Third Team, All-Rookie Team
Ray Allen, Fr. All-Rookie Team
1994-95
Ray Allen, So. First Team
Doron Sheffer, So. Second Team
Donny Marshall, Sr. Third Team
Kevin Ollie, Sr. Third Team
1995-96
Ray Allen, Jr. First Team
Doron Sheffer, Sr. Second Team
1996-97
Richard Hamilton, Fr. All-Rookie Team
1997-98
Richard Hamilton, So. First Team
Khalid El-Amin, Fr. All-Rookie Team
1998-99
Richard Hamilton, Jr. First Team
Khalid El-Amin, So. Second Team
1999-00
Khalid El-Amin, Jr. First Team
2000-01
Caron Butler, Fr. Third Team, All-Rookie Team
Albert Mouring, Sr. Honorable Mention
2001-02
Caron Butler, So. First Team
Emeka Okafor, Fr. Third Team, All-Rookie Team
Ben Gordon, Fr. All-Rookie Team
2002-03
Emeka Okafor, So. First Team
Ben Gordon, So. Second Team
2003-04
Emeka Okafor, Jr. First Team
Ben Gordon, Jr. First Team
Taliek Brown, Sr. Honorable Mention
Josh Boone, Fr. All-Rookie Team
Charlie Villanueva, Fr. All-Rookie Team
2004-05
Josh Boone, So. Second Team
Charlie Villanueva, So. Second Team
Marcus Williams, So. Third Team
Rudy Gay, Fr. All-Rookie Team
2005-06
Rudy Gay, So. First Team
Hilton Armstrong, Sr. Second Team
Marcus Williams, Jr. Second Team
Rashad Anderson, Sr. Honorable Mention
Josh Boone, Jr. Honorable Mention
Jeff Adrien, Fr. All-Rookie Team

2006-07
Jeff Adrien, So. Second Team
Jerome Dyson, Fr. All-Rookie Team
Hasheem Thabeet, Fr. All-Rookie Team
2007-08
Jeff Adrien, Jr. First Team
A.J. Price, Jr. First Team
Hasheem Thabeet, So. Second Team
2008-09
Hasheem Thabeet, Jr. First Team
A.J. Price, Sr. Second Team
Jeff Adrien, Sr. Third Team
Kemba Walker, Fr. All-Rookie Team
2009-10
Jerome Dyson, Sr. Third Team
Kemba Walker, So. Third Team
Alex Oriakhi, Fr. All-Rookie Team
2010-11
Kemba Walker, Jr. First Team
Jeremy Lamb, Fr. All-Rookie Team
Shabazz Napier, Fr. All-Rookie Team
2011-12
Jeremy Lamb, So. First Team
Andre Drummond, Fr. All-Rookie Team
2012-13
Shabazz Napier, Jr. First Team
Omar Calhoun, Fr. All-Rookie Team
2020-21
James Bouknight, So. First Team
Adama Sanogo, Fr. All-Freshman Team
2021-22
R.J. Cole, Gr. First Team
Adama Sanogo, So. First Team
Jordan Hawkins, Fr. All-Freshman Team

AAC PLAYER OF THE YEAR

Shabazz Napier, 2013-14

AAC ROOKIE OF THE YEAR

Daniel Hamilton, 2014-15

AAC DEFENSIVE PLAYER OF THE YEAR

Amida Brimah, 2014-15

AAC MOST IMPROVED PLAYER

Josh Carlton, 2018-19 (co-winner with Nate Pierre-Louis, Temple)

AAC SCHOLAR-ATHLETE OF THE YEAR

Patrick Lenehan, 2014-15

AAC CHAMPIONSHIP

MOST OUTSTANDING PLAYER

2016 -- Daniel Hamilton

AAC CHAMPIONSHIP

ALL-TOURNAMENT SELECTIONS

2014 -- Shabazz Napier
2015 -- Ryan Boatright, Rodney Purvis
2016 -- Shonn Miller, Jalen Adams
2017 -- Jalen Adams*
* selection vacated

AAC ALL-CONFERENCE

2013-14
Shabazz Napier, Sr. First Team (unanimous)
Amida Brimah, Fr. All-Rookie Team
2014-15
Ryan Boatright, Sr. First Team (unanimous)
Amida Brimah, So. Honorable Mention
Daniel Hamilton, Fr. Honorable Mention
Daniel Hamilton, Fr. All-Rookie Team (unan.)
2015-16
Daniel Hamilton, So. Second Team
Shonn Miller, Gr. Honorable Mention
2016-17
Jalen Adams, So.* First Team
Vance Jackson, Fr. All-Rookie Team
2017-18
Jalen Adams, Jr.* Second Team
2018-19
Jalen Adams, Sr. Third Team
*selection vacated
2019-20
Christian Vital, Sr. First Team
James Bouknight, Fr. Third Team
James Bouknight, Fr. All-Rookie Team (unan.)

ALL-TIME UNIFORM NUMBERS

00	11	Jeff Lewis.....1987	Brian Kinry.....1962	Michael Noyes.....2016-18	Jim Veronick*.....2009
Clifford Robinson.....1986-89	Donald Grant.....1946	John Gwynn.....1989-91	Kenneth Whitney.....1964-66	Javonte Brown.....2021	Ethan Waite.....2012
0	Phil Jones.....1952-54	Kevin Freeman*.....1997-99	Fredric Malan, Jr.....1967-69	32	Daniel Brocke.....2019
Phillip Nolan*.....2013-14, 2016	Bob Osborne.....1955-57	Ryan Swaller.....2002	Ray Brooks.....1970	Fred Winseck.....1956	Andre Johnson Jr.....2023+
Antwoine Anderson.....2018	Joey Whelton.....1975-78	Kemba Walker.....2009-11	William Woolsey.....1971	John Warren.....1957	41
Eric Cobb*.....2019	Jack Morrison.....1959	Rodney Purvis*.....2017	Lee Otis Wilson*.....1975	Bill Madison.....1959-61	Al Cooper.....1957-59
Jalen Gaffney.....2020-22	Oliver Macklin.....1990-93	Sidney Wilson.....2019-20	William Brandon.....1977	Bill Della Sala.....1962-65	Neil Home.....1961
1	Doron Sheffer.....1994-96	16	Bruce Kuczeneski.....1980-83	Robert Steinberg.....1966-68	Phil Hoagland.....1969-71
Marcus Johnson.....2006-08	Hilton Armstrong.....2003-06	Henry Olyarczyk.....1946	Greg Economou.....1987	Stephen Koski.....1969-70	Gary Custick.....1972-74
Enosch Wolf.....2011-13	Jerome Dyson.....2007-10	Seymour Menchel.....1952-54	Lyman DePriest.....1988-91	Patrick DeVries.....1971-72	Frederic Beloin.....1976
Phillip Nolan*.....2015	Ryan Boatright.....2012-15	Don Burns*.....1955	Rudy Johnson.....1993-96	Earl Wilson, Jr.....1973-75	Nick Stefkovich.....1977-80
Christian Vital.....2017-20	Kwintin Williams*.....2018	17	Albert Mouring.....1998-2001	Jake Robinson.....1976-77	Vincente Ithier.....1983-84
R.J. Cole*.....2021	Akok Akok*.....2021-22	Ernest Gates.....1949	Marcus White.....2003-04	John Delagrance.....1978-80	Matt Garry.....2019-22
Rahsool Diggins.....2022	Alex Karaban.....2023+	Clyde Brouker.....1952	Benjamin Stewart.....2011-12	Ken Henry.....1984-85	Emmett Hendry.....2023+
2	12	George Dargati.....1953	Dave Vandal.....2013	Tate George.....1987-90	42
Robert Swain.....2001-02	Arthur Fisher.....1946, 1949	Bob Guinnessy.....1954	Nnamdi Amilo.....2014-16	Shawn Ellison.....1991	Wayne Davis.....1957-59
Ryan Swaller.....2002-04	Harold Garner.....1952-53	18	Junwan Durham.....2017	Kirk King*.....1994-95	Dave Daniels.....1960-61
Ben Eaves.....2007	Al Wehrle.....1954-55	Charles Muzikevic.....1946	Eric Cobb*.....2018	Richard Hamilton.....1997-99	Walt Griffin*.....1962
Donnell Beverly.....2008-11	Bill O'Leary.....1956-57	Richard Watson.....1952-54	Akok Akok*.....2020	Tony Robertson.....2000-03	Tony Kimball.....1963-65
DeAndre Daniels.....2012-2014	John Risley.....1958-60	Joe Giminski.....1955	24	Ed Nelson.....2005-06	John Cafarelli.....1966
Jalen Adams*.....2016-17	Dale Corney.....1961-63	Burr Carlson.....1952	Robert O'Brien.....1953-54	Jonathan Mandeldove.....2007-09	Bill Gray.....1967
James Bouknight.....2020-21	Thomas Capiga.....1964	Gene Sullivan.....1953	Bob Malone.....1955-57	Shonn Miller.....2016	Tony Budzinsky.....1968-70
R.J. Cole*.....2022	Jacob Holmes.....1965	Gordon Ruddy*.....1954-55	Dave King*.....1960	Donovan Clingan.....2023+	Bob Parsons.....1971-73
Tristen Newton.....2023+	Thomas McNeece.....1966-68	20	Fred Roeber.....1962	33	Roger Lawton.....1974-75
3	Louis Glazer.....1969	William Ebel.....1952	John Fahey.....1963	Bob Cherepy.....1956-58	Tony Harrison*.....1977
Charles Muzikevic.....1949	Nels Wilson.....1970-72	Joseph Haberl.....1953-54	James Thaxter.....1964	Pete Kelly.....1959-61	Toraino Walker*.....1990-91
Terry Coffey.....1985-86	Al Weston.....1974-76	Ron Anastasio.....1956	Stamley Olander.....1966	Al Ritter.....1962-64	Donyell Marshall.....1992-94
Clint Simmons.....1989	Vernon Giscombe.....1981-84	Gene King.....1957-58	Tim Smith.....1967-68	Ron Ritter.....1965-67	Khalid El-Amin.....1998-00
Jeff Calhoun.....1992-94	Kenny Scott.....1986	Tom Kellerman.....1960	Bob Staak.....1969-71	Karl Niederwerfer.....1968	43
Rashamel Jones.....1996-99	Kevin Ollie.....1992-95	Rodney Bass.....1974-75	John Kreusser.....1976-77	Ron Hrubala.....1969-71	Ed Martin.....1958-60
Stanley Ocitti*.....2000	Pete McCann.....1997	James Fearon.....1978-79	Larry Blucher.....1982-84	Taurus Preikstas.....1972	Glenn Cross*.....1961
Caron Butler.....2001-02	Taliek Brown.....2001-04	Glen Miller.....1980-81	Scott Burrell.....1990-93	William Dedhan.....1973	Ed Slocemski.....1962-64
Charlie Villanueva.....2004-2005	A.J. Price.....2007-09	Terence Warren.....1985-86	Dion Carson.....1996-97	Patrick Sibilia.....1974-75	Rob Cote.....1965
Doug Wiggins.....2007-08	Andre Drummond.....2012	Murray Williams.....1988-91	Jason Baisch.....2004-05	Ken Blume.....1977-78	Karl Niederwerfer*.....1966
Jeremy Lamb.....2011-12	R.J. Evans.....2013	Kyle Chapman.....1997	Craig Austria.....2006-09	Gerry Besselink.....1984-87	Gerard Blodeau.....1967-69
Kiefer Lammi.....2013	Kentan Facey.....2014-17	Justin Brown.....2000-03	Darius Smith.....2010	Willie McCloud.....1988-89	Thomas Coleman.....1970
Terrence Samuel.....2014-15	Tyler Polley.....2018-22	Antonio Kellogg.....2005	Daniel Guest.....2015	Donny Marshall.....1992-95	James Pendulick.....1971
Alterique Gilbert.....2017-20	13	Trey James.....2013	Christian Foxen.....2016-18	Kevin Freeman*.....2000	William Deehan.....1972
Joey Calcaterra.....2023+	Stanley Patella.....1946	Lasan Kromah.....2014	Jordan Hawkins.....2022+	Daryl Woods.....2002	Richard Semo.....1974
4	Worthy Patterson.....1952-54	Andrew Hurley.....2021+	25	Denham Brown.....2003-06	Peter Axtenn.....1975
Walter Alesevich.....1946	Dick Kiernan*.....1955-56	Melvin Kleckner*.....1952-53	Wallace Widholm.....1952	Gavin Edwards.....2007-10	Jeff Carr.....1976-79
James Blozie.....1949	Chris Smith.....1989-92	Jim Ahearn.....1955	Art Quimby.....1953-55	Terrance Diti.....2015	Matt Bremmer.....1984-85
Ray Broxton.....1984-85	Kirk King*.....1996-97	Don Burns*.....1956-57	Paul Kaspar.....1956-58	Restinel Lomotey.....2017	John Vokuhl.....1997-00
Nantambu Willingham.....1992-95	Ryan Thompson.....2005-06	Jack Rose.....1958-60	Phil Harney.....1959	Apostolos Roumoglou.....2023+	44
Ajou Deng.....2000-01	Alex Hornat*.....2009	Andy Czuchry.....1962-63	Dick Rogers.....1960	34	John Pipczynski.....1958-60
Ben Gordon.....2002-04	Jamaal Trice.....2010	Dennis Stanek.....1964	Gerry Manning*.....1960-61	Dick Kiernan*.....1957	Bob Haines.....1961-63
Jeff Adrien.....2006-09	Shabazz Napier.....2011-2014	P.J. Curran.....1965-67	David Storrs.....1968	Glenn Cross*.....1958-59	Chris Whitcomb*.....1964
Amal Coombs-McDaniel.....2010-11	Steven Enoch.....2016-17	Joseph Kubackha.....1968	Patrick Mullin.....1972-73	Dave King*.....1961-62	Wes Bialosuknia.....1965-67
Brendan Allen.....2012-13	Richard Springs.....2021+	Doug Melody.....1970-72	Tony Hanson*.....1974-75	Michael Salmon.....1963	Thomas Coleman.....1968
Sterling Gibbs.....2016	14	Jimmy Foster.....1973-74	Dennis Long.....1977-79	Kenneth Libertoff.....1964-66	Anthony Anelauskas*.....1969
Jalen Adams*.....2018-19	Julius Markiewicz.....1946	Dennis Wolff.....1977-78	Craig Wood.....1980-81	Anthony Anelauskas*.....1967	Robert Taylor.....1970-71
Tyrese Martin.....2021-22	Peter Lind.....1949	Al Frederick.....1984-85	Anthony Moye.....1985	Sandford Fishman.....1968	Cal Chapman, Jr.....1972-74
Nahiem Alleyne.....2023+	Gerald Deutch.....1952	Steve Pikiell.....1987-91	Phil Gamble.....1986-89	Stephen Townsend.....1969	Lee Otis Wilson*.....1976
5	Ted Vartelas.....1953	Eric Hohenthal.....1954	Craig Glazer.....1998	John Crisp.....1970	Alfred Lewis.....1977-80
Joseph Maloney.....1949	Eric Braverman.....1955	Tomaino Walker*.....1992-93	Ece Watanasuparp*.....2001	Lee Barbach.....1971-72	Bill Taylor.....1983
Mike McKay.....1979-82	Al Johnson.....1957	Ricky Moore.....1996-99	Mike Hayes.....2002-03	Curtis Johnson.....1973-75	Brian Buckelew.....1982
Len Feroleto.....1983	Ted Kosier.....1958	Scott Hazelton.....2001-02	Rob Garrison.....2006-07	Randy LaVigne.....1976-79	James Spradling.....1987-88
Covington Cormier.....1993	Joe Jackson.....1959	Josh Boone.....2004-06	Michael Bradley.....2011-12	Tim Coles.....1983-86	Predrag Metic.....1996
Marcus Thomas.....1994-95	Lenny Carlson.....1960-62	Stanley Robinson.....2007-10	Tor Watts.....2013-14	Marte Smith.....1990	Chris Crowley.....1998
Michael LeBlanc.....1997	Larry Gofberg.....1963	Kyle Bailey*.....2011-12	Josh Carlton.....2018-21	Brian Fair*.....1992	Johnnie Selvie.....2001-02
Beau Archibald.....2000	Dan Hesford.....1964-66	Omar Calhoun.....2013-16	30	Ray Allen 1994-96	John Lindner*.....2009
Chad Wise.....2002-03	John Melen.....1967-69	Mamadou Diarra.....2017-19	Gordon Rudy*.....1956	Souleymane Wane.....1998-2001	Rodney Purvis*.....2015-2016
Marcus Williams.....2004-06	James Jachym.....1970	Adama Sanogo.....2021+	Larry Duyle.....1957-58	Hasheem Thabeet.....2007-09	Andre Jackson Jr.....2021+
Ater Majok.....2005	Richard Begen.....1971-72	22	Bob Countryman.....1959-60	Alex Oriakhi.....2010-12	45
Niels Giffey.....2011-2014	Ed Harrison.....1973-74	Vin Yokabaskas.....1952	Norman Bailey.....1981-83	David Onuorah.....2018	Eric Hayward.....1993-96
Daniel Hamilton.....2015-2016	William Harris.....1975-76	Stanley Zima*.....1953	John Shea.....1985-86	35	Osaze Omokaro.....2006
Vance Jackson.....2017	Karl Hobbs.....1981-84	Tom Gallagher.....1954	Marc Suhr.....1989-91	John Thomas.....1974-76	John Lindner*.....2008
Isaiah Whaley.....2018-22	Richie Ashmeade.....1992	Fran Quinn.....1955-57	Monquencio Hardnett.....1997-98	Mike Vaughan.....1982-84	Temi Aiyegbusi.....2017-20
Hassan Diarra.....2023+	Justin Srb.....1995-96	Wade Anderson.....1962	Mike Woodward*.....2000	Richard Moore.....1999-2000	50
6	Curtis Kelly.....2007-08	Charles Talbott.....1964	Shamon Tooles.....2001-04	Mike Woodward*.....2001-03	Chuck Aleksinas.....1981-82
Stan Sorota.....1949	P.J. Cochrane.....2011-12	Chris Whitcomb*.....1965	Jim Veronick*.....2008	Marty Gagne.....2006-07	Karsten Kibbe.....1987-88
7	Bill Corley.....1966-68	Bill Corley.....1966-68	Scottie Haralson.....2009	Alex Hornat*.....2008	Bill Lanes.....1988
Bernie Fisher.....1946	David Yager.....1969	Pat Lenahan*.....2013-14	Yarin Hasson.....2023+	Charles Okwandu.....2009-11	Steve Emt.....1994
Henry Bartrnicki.....1949	Rakim Lubin.....1970	Rakim Lubin.....2015	31	Amida Brimah.....2014-17	Uri Cohen-Mintz.....1995
8	Al Vaughan.....1971-73	Kassoum Yakwe.....2019	Jim O'Connor.....1956-58	Samson Johnson.....2022+	Stanley Ocitti*.....1999
Alan Cole.....1946	Mike Armstrong.....1977-78	15	George Uhl.....1960-61	40	Marcus Cox.....2000-01
9	Clay Johnson.....1979-81	Fred Daly.....1946	Gerry Manning*.....1962-63	Billy Schmidt.....1957-58	Emeka Okafor.....2002-04
Walter Drogo.....1946	Eddie Williams.....1983-86	Melvin Kleckner*.....1951	Martin Setty.....1964	51	Edmund Saunders.....1999-2001
10	Greg Economou*.....1988	Eugene King.....1952-53	Bill Holowubay.....1965-67	Walt Griffin*.....1959-60	52
Michael Morris.....1946	Rod Sellers.....1989-92	Stanley Zima*.....1954-55	John Crisp.....1968	Charles Slimowicz.....1964	Corny Thompson.....1979-82
Bob Dube.....1954-56	Greg Yeomans.....1995	Steve Narracci.....1956-57	Alan Srebnick.....1966-69	Richard Thompson.....1965-67	Pete Kane.....1996
Jim Sullivan.....1979-82	Antric Klaiber.....1996-99	Phil Brown.....1958	Lawrence Truster.....1972	Tom McCrocklin.....1969-70	53
Earl Kelley.....1983-86	Rudy Gay.....2005-06	Dick Marinaccio.....1959	Kenneth Wright.....1973-75	Steven Bell.....1971-72	Jeff Cybart.....1996, 1998
Glad Katz.....1991-92	Alex Hornat*.....2010	Tom Burke.....1960	Lawrence Kelly.....1976	Eric DeCicco.....1974	55
Ruslan Inyatkin.....1995-97	Roscoe Smith.....2011-2012	Paul Gomes.....1961	Albert Johnson.....1977-79	Larry Kelly.....1975	Dan Cyruilk.....1989-92
Brett Watson.....2000	Leon Toksdorf.....2013-2014	Dom Perno.....1962-64	Mark Benson.....1980-81	Jim Abromaitis.....1976-80	Doug Wrenn.....2000
Kwasi Gyambibi.....2001-02	Pat Lenahan*.....2015	Tom Penders.....1965-67	Robert Uersy.....1986-88	Jeff King 1985-88.....1989	Chris McLaughlin.....2002
Sami Ameziene.....2005	Terry Larrier.....2017-18	Joseph Granski.....1968	Tim Pikiell.....1990-92	Nadav Henefeld.....1990	Nick Forostoski.....2005-06
Ben Spencer.....2006-08	Kwintin Williams*.....2019	Robert Boyd.....1969-71	Brian Fair*.....1993-95	Travis Knight.....1993-96	Kyle Bailey*.....2008-10
Johnnie Bird.....2009	23	Dennis Cole.....1973-75	Sam Funches.....1997	E.J. Harrison*.....1998	* - Has worn multiple jersey numbers during career.
Tyler Olander.....2011-2014	Lou Orlando.....1952-53	Bobby Dulin.....1979-81	E.J. Harrison*.....1999	Justin Evanovich.....2003-04	
Sam Cassell Jr.....2015-2016	Ron Bushwell.....1954-56	Peter Coolidge.....1984	Ace Watanasuparp*.....2002	Johnnie Bird*.....2008	
Brendan Adams.....2019-21			Rashad Anderson.....2003-06		

UNIVERSITY OF CONNECTICUT NBA DRAFT HISTORY

NAME	RD	#	TEAM SELECTED BY	YEAR
Tyrese Martin	2nd	51	Golden State Warriors	2022
% James Bouknight	1st	11	Charlotte Hornets	2021
% Daniel Hamilton	2nd	56	Denver Nuggets	2016
Shabazz Napier	1st	24	Charlotte Hornets	2014
# DeAndre Daniels	2nd	37	Toronto Raptors	2014
& Andre Drummond	1st	9	Detroit Pistons	2012
% Jeremy Lamb	1st	12	Houston Rockets	2012
# Kemba Walker	1st	9	Charlotte Bobcats	2011
Ater Majok	2nd	58	Los Angeles Lakers	2011
Stanley Robinson	2nd	59	Orlando Magic	2010
# Hasheem Thabeet	1st	2	Memphis Grizzlies	2009
A.J. Price	2nd	52	Indiana Pacers	2009
% Rudy Gay	1st	8	Houston Rockets	2006
Hilton Armstrong	1st	12	NO/OK City Hornets	2006
# Marcus Williams	1st	22	New Jersey Nets	2006
# Josh Boone	1st	23	New Jersey Nets	2006
Denham Brown	2nd	40	Seattle Sonics	2006
% Charlie Villanueva	1st	7	Toronto Raptors	2005
# Emeka Okafor	1st	2	Charlotte Bobcats	2004
# Ben Gordon	1st	3	Chicago Bulls	2004
% Caron Butler	1st	10	Miami Heat	2002
Jake Voskuhl	2nd	33	Chicago Bulls	2000
# Khalid El-Amin	2nd	34	Chicago Bulls	2000
# Richard Hamilton	1st	7	Washington Wizards	1999
# Ray Allen	1st	5	Minnesota Timberwolves	1996
Travis Knight	1st	29	Chicago Bulls	1996
Doron Sheffer	2nd	36	Los Angeles Clippers	1996
Donny Marshall	2nd	39	Cleveland Cavaliers	1995
# Donyell Marshall	1st	4	Minnesota Timberwolves	1994
Scott Burrell	1st	20	Charlotte Hornets	1993
Chris Smith	2nd	34	Minnesota Timberwolves	1992
Tate George	1st	22	New Jersey Nets	1990
Clifford Robinson	2nd	36	Portland Trail Blazers	1989
Earl Kelley	5th	102	San Antonio Spurs	1986
Bruce Kuczenski	3rd	59	New Jersey Nets	1983
Corny Thompson	3rd	50	Dallas Mavericks	1982
Chuck Aleksinas	4th	76	Chicago Bulls	1982
Mike McKay	5th	95	Utah Jazz	1982
Jim Abromaitis	5th	95	New Jersey Nets	1980
Tony Hanson	3rd	50	New Orleans Jazz	1977
John Thomas	9th	141	Chicago Bulls	1976
Jimmy Foster	4th	57	Cleveland Cavaliers	1974
Bill Corley	19th	208	San Diego Rockets	1968
Wes Bialosuknia	4th	37	St. Louis Hawks	1967
Toby Kimball	3rd	25	Boston Celtics	1965

Underlined players indicate lottery selections

-- Early entry after junior season at UConn

% -- Early entry after sophomore season at UConn

& -- Early entry after freshman season at UConn

UCONN NBA UNDRAFTED FREE AGENTS

NAME	FIRST NBA TEAM	YEAR
Amida Brimah	Indiana Pacers	2021
Rodney Purvis	Orlando Magic	2018
Jerome Dyson	New Orleans Hornets	2012
Jeff Adrien	Golden State Warriors	2010
Kevin Ollie	Dallas Mavericks	1995
Jim Ahearn	Boston Celtics	1955
Art Quimby	Rochester Royals	1955
Worthy Patterson	St. Louis Hawks	1954
Burr Carlson	Philadelphia Warriors	1952



RAY ALLEN - No. 5 overall pick (1996)



EMEKA OKAFOR (right), BEN GORDON - No. 2, No. 3 overall picks (2004)



UConn's NBA All-Stars




RIP HAMILTON

Detroit
2006
2007
2008



RAY ALLEN

<u>Milwaukee</u>	<u>Seattle</u>	<u>Boston</u>
2000	2004	2008
2001	2005	2009
2002	2006	2011
	2007	



CARON BUTLER

Washington
2007
2008




ANDRE DRUMMOND

Detroit
2016
2018




KEMBA WALKER

<u>Charlotte</u>	<u>Boston</u>
2017	2020
2018	
2019	



CLIFF ROBINSON

Portland
1994



2022-23 UCONN HUSKIES

Front row (l-r): Andre Johnson Jr., Joey Calcaterra, Tristen Newton, Jordan Hawkins, Andre Jackson Jr., Nahiem Alleyne, Hassan Diarra, Andrew Hurley.

Second row (l-r): Emmett Hendry, Apostolos Roumoglou, Richie Springs, Samson Johnson, Donovan Clingan, Adama Sanogo, Yarin Hasson, Alex Karaban.