

# UConn

2023 MEN'S BASKETBALL

# BIG EAST TOURNAMENT MEDIA GUIDE







# 2022-23 UConn Huskies



TRISTEN NEWTON  
Sr. G 6-5 190  
El Paso, Texas




JOEY CALCATERRA  
Gr. G 6-3 180  
Novato, Calif.



NAHIEM ALLEYNE  
Sr. G 6-4 195  
Buford, Ga..



HASSAN DIARRA  
Jr. G 6-2 190  
Queens, N.Y..



ALEX KARABAN  
R-Fr. F 6-8 210  
Southborough, Mass.




RICHIE SPRINGS  
R-Jr. F 6-9 235  
Brooklyn, N.Y.



ANDREW HURLEY  
Jr. G 6-1 170  
Glastonbury, Conn.




ADAMA SANOGO  
Jr. F 6-9 245  
Bamako, Mali




JORDAN HAWKINS  
So. G 6-5 195  
Gaithersburg, Md.



YARIN HASSON  
Fr. F 6-9 180  
Gan Yavne, Israel



DONOVAN CLINGAN  
Fr. C 7-2 265  
Bristol, Conn.



APOSTOLOS  
ROUMOGLOU  
Fr. G 6-7 205  
Xanthi, Greece.



SAMSON JOHNSON  
So. F 6-10 215  
Lome, Togo



ANDRE JOHNSON JR.  
Fr. G 6-4 160  
Bristol, Conn.



EMMETT HENDRY  
Fr. G 6-3 155  
Brooklyn, N.Y.



ANDRE JACKSON JR.  
Jr. G 6-6 210  
Amsterdam, N.Y.



DAN HURLEY  
Head Coach



KIMANI YOUNG  
Associate Head Coach



TOM MOORE  
Assistant Coach



LUKE MURRAY  
Assistant Coach

# 2022-23 UCONN BASKETBALL



## 2023 BIG EAST Tournament

March 8-11, Madison Square Garden, New York, N.Y.

## UConn Huskies

No. 4 seed

#11-AP / #14-USA Today

Overall Record

24-7

BIG EAST Record

13-7



### UCONN BASKETBALL SCHEDULE/RESULTS

Date	Opponent	TV	Time/Result
<b>NOVEMBER</b>			
Mon 7	Stonehill (XL)	Fox Sports App/FS1	W, 85-54
Fri 11	Boston U. (GP)	FS2	W, 86-57
Tue 15	Buffalo (XL)	CBS SN	W, 84-64
Fri 18	UNC-Wilmington (GP)	FS2	W, 86-50
Sun 20	Delaware State (XL)	FS1	W, 95-60
Nov. 24-27	Phil Knight Invitational	Portland, Ore.	
Thu 24	vs. Oregon	ESPN2	W, 83-59
Fri 25	vs. #18/#18 Alabama	ESPN2	W, 82-67
Sun 27	vs. Iowa State	ESPN	W, 71-53
<b>DECEMBER</b>			
Dec. 1	BIG EAST-Big 12 Battle	Storrs, Conn.	
Thu 1	Oklahoma State (GP)	FS1	W, 74-64
Wed 7	at Florida	ESPN2	W, 75-54
Sat 10	Long Island (GP)	FS1	W, 114-61
Sat 17	*at Butler	FS1	W, 68-46
Tue 20	*Georgetown (GP)	FS1	W, 84-73
Wed 28	*Villanova (XL)	FS1	W, 74-66
Sat 31	*at #22/#25 Xavier	FOX	L, 73-83
<b>JANUARY</b>			
Wed 4	*at arv/arv Providence	FS1	L, 61-73
Sat 7	*arv/-- Creighton (GP)	FOX	W, 69-60
Wed 11	*at #25/#23 Marquette	CBS SN	L, 76-82
Sun 15	*St. John's (XL)	FS1	L, 74-85
Wed 18	*at Seton Hall	FS1	L, 66-67
Sun 22	*Butler (XL)	FOX	W, 86-56
Wed 25	*#13/#12 Xavier (GP)	FS1	L, 79-82
Tue 31	*at DePaul	FS1	W, 90-76
<b>FEBRUARY</b>			
Sat 4	*at Georgetown	FS1	W, 68-62
Tue 7	*#10/#10 Marquette (XL)	FS1	W, 87-72
Sat 11	*at #23/arv Creighton	FOX	L, 53-56
Sat 18	*Seton Hall (GP)	FOX	W, 64-55
Wed 22	*#20/#23 Providence (GP)	FS1	W, 87-69
Sat 25	*at St. John's	CBS	W, 95-86
<b>MARCH</b>			
Wed 1	*DePaul (XL)	CBS SN	W, 88-59
Sat 4	*at Villanova	FOX	W, 71-59
<b>BIG EAST Tournament - Madison Square Garden - Seeded #4</b>			
Thu 9	vs. 5-seed arv/arv Providence	FS1	2:30 pm
Fri 10	BIG EAST semifinals	FS1	6:30 pm
Sat 11	BIG EAST championship	FOX	6:30 pm

\*— BIG EAST Conference Opponent

GP-Gampel Pavilion, Storrs, Ct.; XL-XL Center, Hartford, Ct.

The UConn men's basketball team enters its third BIG EAST Tournament since returning to the league as the No. 4 seed with a record of 13-7 in the conference and 24-7 overall.

The Huskies, as a charter member of the BIG EAST (1979-80), have participated in 35 BIG EAST Tournaments and have a combined overall record of 38-28 in the tournaments and have won seven BIG EAST Tournament titles (1990, 1996, 1998, 1999, 2002, 2004, 2011).

No. 11/14 UConn enters the 2023 BIG EAST Tournament riding a five-game winning streak and with eight wins in its last nine games, including a 71-59 win at Villanova on Saturday night in the regular-season finale at the Wells Fargo Center.

The Huskies are led by three double-figure scorers -- junior forward **Adama Sanogo** (16.9) and sophomore guard **Jordan Hawkins** (16.4), both First Team All-BIG EAST picks, and senior guard **Tristen Newton** (10.1). Sanogo is the team's leading rebounder (7.2), while Newton hands out the most assists (4.5) and freshman **Donovan Clingan** leads in blocked shots (1.8).

By virtue of its fourth-place tie, UConn earned a bye to the BIG EAST Tournament quarterfinals and will begin play at 2:30 p.m. Thursday (FS1) against No. 5 seed Providence. The teams split their season series in 2022-23, each winning at home.

### BROADCAST INFORMATION

#### TELEVISION

##### FS1 (Thursday)

Tim Brando (pbp)  
Jim Jackson (analyst)  
Kristina Pink (reporter)

#### RADIO

##### UConn Sports Network

Mike Crispino (pbp)  
Wayne Norman (analyst)

##### 97.9-ESPN Hartford

WILI-1400 AM (Willimantic)  
WATR-1320-AM (Waterbury)  
WAVZ-1300-AM (New Haven)  
WGCH-1490-AM (Greenwich)

### HUSKY BITES

⇒ **UConn Coach Dan Hurley** is in his fifth season as the 19th head coach in the history of UConn men's basketball. Hurley owns a collegiate coaching record of 248-159 (.609) in 12-plus seasons -- two at Wagner College, six at the University of Rhode Island and four-plus at UConn (97-54, .642). He has taken four teams to the NCAA Tournament and is a former Atlantic 10 Coach of the Year.

⇒ **UConn** has a combined all-time record of 231-183 (.558) against the other 10 teams in the **BIG EAST Conference**. The breakdown: vs. Butler (7-0), vs. Creighton (1-6), vs. DePaul (17-1), vs. Georgetown (36-36), vs. Marquette (8-7), vs. Providence (46-31), vs. St. John's (31-37), vs. Seton Hall (48-22), vs. Villanova (34-39), vs. Xavier (3-4).

⇒ **UP NEXT: UConn**, as the No. 4 seed, takes on No. 5 seed Providence on Thursday, March 9, at 2:30 p.m. at Madison Square Garden (FS1). The winner will advance to the BIG EAST Tournament semifinals on Friday, March 10, at 6:30 p.m. (FS1).

**FOR MORE INFO ON UCONN BASKETBALL**  
**PLEASE CONTACT: PHIL CHARDIS**  
**Assistant Director of Communications**  
phil.chardis@uconn.edu; twitter: @UConnMBB  
Office: 860-486-3531; Mobile: 860-771-3314



## 2023 BIG EAST TOURNAMENT

March 8-11, Madison Square Garden, New York, N.Y.

uconnhuskies.com / @UConnMBB





# BIG EAST MEN'S BASKETBALL TOURNAMENT

March 8-11 • Madison Square Garden • New York City

## FIRST ROUND

Wednesday  
March 8

## QUARTERFINALS

Thursday  
March 9

## SEMIFINALS

Friday  
March 10

## FINAL

Saturday  
March 11

NO. 9 BUTLER

3:00 P.M.

NO. 8 ST. JOHN'S

**FS1**

NOON

NO. 1 MARQUETTE

**FS1**

NO. 5 PROVIDENCE

2:30 P.M.

NO. 4 CONNECTICUT

**FS1**

6:30 P.M.

**FS1**

6:30 P.M.

**FOX**

NO. 10 DEPAUL

5:30 P.M.

NO. 7 SETON HALL

**FS1**

7:00 P.M.

NO. 2 XAVIER

**FS1**

9:00 P.M.

**FS1**

NO. 11 GEORGETOWN

8:00 P.M.

NO. 6 VILLANOVA

**FS1**

9:30 P.M.

NO. 3 CREIGHTON

**FS1**

All times listed are Eastern.



2023 BIG EAST TOURNAMENT  
March 8-11, Madison Square Garden, New York, N.Y.  
uconnhuskies.com / @UConnMBB





### UConn INFORMATION

Location.....**Storrs, Conn.**  
 Enrollment.....**27,721**  
 Founded.....**1881**  
 President.....**Dr. Radenka Maric**  
 Athletic Director.....**David Benedict**  
 Conference.....**Big East**  
 Home Courts....**Gampel Pavilion (10,167)**  
**XL Center (15,564)**  
 Nickname.....**Huskies**  
 Colors.....**National Flag Blue**  
**(Navy) & White**  
 Website.....**uconnhuskies.com**  
 Facebook.....**@UConnMBB**  
 Twitter.....**@UConnMBB**

### TEAM INFORMATION

2022-23 overall record.....**24-7**  
 2022-23 BIG EAST record.....**13-7 (T-4th)**  
 2023 BIG EAST Championship..... **TBD**  
 2023 NCAA Championship..... **TBD**

### COACHING STAFF

Head Coach...**Dan Hurley (Seton Hall '96)**  
 Record at school/years.....**97-54/4+**  
 Career record/years.....**248-159/12+**  
 Associate Head Coach.....  
**Kimani Young (UTEP '98)**  
 Assistant Coaches.....  
**Tom Moore (Boston U. '87)**  
**Luke Murray (Fairfield '07)**  
 Director of Basketball Administration...  
**Paul Wettemann (UConn '18, UConn '20)**  
 Video and Scouting Coordinator.....  
**Mathew Johnson (Tampa '17, UConn '22)**  
 Director of Player Development.....  
**Mamadou Diarra (UConn '20, UConn '22)**  
 Director of Sports Performance...  
**Gavin Roberts (Purdue '13, '15)**  
 Athletic Trainer..... **James Doran**  
**(San Diego St. '98, Wyoming '00)**

### ATHLETIC COMMUNICATIONS

Assistant Director/  
 Primary Basketball Contact.....**Phil Chardis**  
 Email.....**phil.chardis@uconn.edu**  
 Office phone.....**860-486-3531**  
 Cell phone.....**860-771-3314**  
 Secondary Contact.....**Bill Peterson**  
 Email.....**william.peterson@uconn.edu**  
 Cell phone.....**203-558-3215**

## 2022-23 UCONN BASKETBALL ROSTER

### 2022-23 Numerical Roster

#	Name	Yr.	Pos.	Ht.	Wt.	Hometown/Last School
2	Tristen Newton	Sr.	G	6-5	190	El Paso, Texas / East Carolina
3	Joey Calcaterra	Gr.	G	6-3	180	Novato, Calif. /San Diego
4	Nahiem Alleyne	Sr.	G	6-4	195	Buford, Ga. / Virginia Tech
5	Hassan Diarra	Jr.	G	6-2	190	Queens, N.Y. / Texas A&M
11	Alex Karaban	R-Fr.	F	6-8	210	Southborough, Mass. / IMG Academy
13	Richie Springs	R-Jr.	F	6-9	235	Brooklyn, N.Y. / MacDuffie School
20	Andrew Hurley	Jr.	G	6-1	170	Glastonbury, Conn. / East Catholic HS
21	Adama Sanogo	Jr.	F	6-9	245	Bamako, Mali / The Patrick School
24	Jordan Hawkins	So.	G	6-5	195	Gaithersburg, Md. / DeMatha Catholic HS
30	Yarin Hasson	Fr.	F	6-9	180	Gan Yavne, Israel / Gimnasia Realit
32	Donovan Clingan	Fr.	C	7-2	265	Bristol, Conn. / Bristol Central HS
33	Apostolos Roumoglou	Fr.	G	6-7	205	Xanthi, Greece / Arion Xanthi
35	Samson Johnson	So.	F	6-10	215	Lomé, Togo / The Patrick School
40	Andre Johnson Jr.	Fr.	G	6-4	160	Bristol, Conn. / South Kent School
41	Emmett Hendry	Fr.	G	6-3	155	Brooklyn, N.Y. / Montverde Academy
44	Andre Jackson	Jr.	G	6-6	210	Amsterdam, N.Y. / Albany Academy

### 2022-23 Alphabetical Roster

#	Name	Yr.	Pos.	Ht.	Wt.	Hometown/Last School
4	Nahiem Alleyne	Sr.	G	6-4	195	Buford, Ga. / Virginia Tech
3	Joey Calcaterra	Gr.	G	6-3	180	Novato, Calif. /San Diego
32	Donovan Clingan	Fr.	C	7-2	265	Bristol, Conn. / Bristol Central HS
5	Hassan Diarra	Jr.	G	6-2	190	Queens, N.Y. / Texas A&M
30	Yarin Hasson	Fr.	F	6-9	180	Gan Yavne, Israel / Gimnasia Realit
24	Jordan Hawkins	So.	G	6-5	195	Gaithersburg, Md. / DeMatha Catholic HS
41	Emmett Hendry	Fr.	G	6-3	155	Brooklyn, N.Y. / Montverde Academy
20	Andrew Hurley	Jr.	G	6-1	170	Glastonbury, Conn. / East Catholic HS
44	Andre Jackson	Jr.	G	6-6	210	Amsterdam, N.Y. / Albany Academy
40	Andre Johnson Jr.	Fr.	G	6-4	160	Bristol, Conn. / South Kent School
35	Samson Johnson	So.	F	6-10	215	Lomé, Togo / The Patrick School
11	Alex Karaban	R-Fr.	F	6-8	210	Southborough, Mass. / IMG Academy
2	Tristen Newton	Sr.	G	6-5	190	El Paso, Texas / East Carolina
33	Apostolos Roumoglou	Fr.	G	6-7	205	Xanthi, Greece / Arion Xanthi
21	Adama Sanogo	Jr.	F	6-9	245	Bamako, Mali / The Patrick Schoo
13	Richie Springs	R-Jr.	F	6-9	235	Brooklyn, N.Y. / MacDuffie School

### COACHING STAFF

**Head Coach:** DAN HURLEY, (Seton Hall '96)  
**Record at school / years.....**97-54 / 4+; **Career record / years.....**248-159 / 12+  
**Associate Head Coach:** KIMANI YOUNG (UTEP '98)  
**Assistant Coach:** TOM MOORE (Boston University '87)  
**Assistant Coach:** LUKE MURRAY (Fairfield '07)  
**Director of Basketball Operations:** PAUL WETTEMANN (UConn '18, UConn '20)  
**Athletic Trainer:** JAMES DORAN (San Diego St. '98; Wyoming '00)  
**Director Sports Performance:** GAVIN ROBERTS (Purdue '13, '15)  
**Video and Scouting Coordinator:** MATHEW JOHNSON (Tampa '17, UConn '22)  
**Director of Player Development:** MAMADOU DIARRA (UConn '20, UConn '22)

**UConn at MSG:** Other than its home courts in Storrs and Hartford, there is no venue where UConn has played more games than Madison Square Garden -- 126 to be exact. The Huskies have an overall record of 67-59 (.532) at the Garden and they have won **10 championships** there, including seven BIG EAST Tournament titles (1990, 1996, 1998, 1999, 2002, 2004 and 2011). **UConn Coach Dan Hurley** is 5-5 at MSG with the Huskies, including a 95-86 victory this season over St. John's on Feb. 25.

**UConn in the Tournament:** In 35 appearances in the **BIG EAST Tournament**,

UConn has an overall record of 38-28 (.576), including a 9-3 mark in its last four appearances (2011, 2012, 2021, 2022). The Huskies have reached the championship game 10 times, winning seven of those games, and and have reached the semifinals 14 times , winning 10. The Huskies have a record of 21-15 (.583) in the BIG EAST Tournament against the current members of the league. The breakdown is as follows: 0-1 vs. Creighton, 3-0 vs. DePaul, 6-2 vs. Georgetown, 2-2 vs. Providence, 2-4 vs. St. John's, 6-2 vs. Seton Hall and 2-4 vs. Villanova. UConn has yet to face Butler, Marquette or Xavier in BIG EAST Tournament competition.



**2023 BIG EAST TOURNAMENT**  
 March 8-11, Madison Square Garden, New York, N.Y.  
 uconnhuskies.com / @UConnMBB



**OVERALL IN CONFERENCE TOURNNEY PLAY:** UConn enters the 2023 **BIG EAST Tournament** with a 49-33 all-time mark (.598) in 35 years of conference tournament competition in the BIG EAST, plus six years in the American Athletic Conference. Besides the seven BIG EAST titles, the Huskies also won one in the AAC (2016), and had two runner-up finishes in the AAC, to go with three runner-up finishes in the BIG EAST. UConn is the only team in BIG EAST Conference history to win both the regular season and tournament titles in consecutive seasons (1997-98 and 1998-99).

The Huskies have a conference tournament record of 33-11 in games where they are seeded above their opponents, 15-21 when they are seeded below, and 1-1 when they have equal seeding as their opponent (when the BIG EAST had two divisions).

**UConn AS THE NO. 4 SEED:** In 35 seasons in the **BIG EAST Tournament**, plus six seasons in the American Athletic Conference Championship, **UConn** has been the No. 4 seed five times -- four times in the BIG EAST Tournament and once in the AAC. The Huskies' overall tournament record as the No. 4 seed is 6-5, 4-4 in the BIG EAST and 2-1 in the AAC. In 1980, the first season of the BIG EAST Tournament, UConn defeated #5 Boston College (79-68), then lost to #1 Syracuse (92-61). In 1993, UConn lost to #5 Providence (73-55). In 2004, UConn beat #13 Boston College (70-55), beat #5 Seton Hall (79-64), beat #9 Georgetown (70-55) and lost to #3 St. John's (80-70). In 2008, UConn lost to #5 West Virginia (78-72). The Huskies' lone appearance as the No. 4 seed in the AAC Championship occurred in 2014, when UConn defeated #5 Memphis (72-53), defeated #1 Cincinnati (58-56) and lost to #2 Louisville (71-61).

**HURLEY IN LEAGUE TOURNAMENTS:** UConn Coach Dan Hurley has coached in 10 conference tournaments and owns a combined 10-9 record in those games. He was 1-2 as the Wagner coach in two Northeast Conference Championships and 6-4 in five Atlantic 10 Championships as the coach at Rhode Island, including 5-1 in his last two seasons. The Rams won the title in 2017 and reached the championship game in 2018. He was 1-1 as the UConn coach in the 2019 American Athletic Conference Championship and is 2-2 as the UConn coach in the **BIG EAST Tournament**.

**BIG EAST AWARDS:** For the second straight season, UConn was the only team to have two players selected as **First Team All-BIG EAST** performers, as both junior forward **Adama Sanogo** and sophomore guard **Jordan Hawkins** were named to receive the honor. They are the 25th and 26th UConn players picked as First Team All-BIG EAST players. In addition, freshmen **Alex Karaban** and **Donovan Clingan** were selected to the league's **All-Freshman Team**, the 29th and 30th UConn players to receive that honor. Karaban was a unanimous selection. The all-league teams are determined by a vote of the head coaches, who cannot vote for their own players.

**BIG EAST WEEKLY AWARDS:** UConn freshman **Alex Karaban** was named **BIG EAST Freshman of the Week** for the sixth time on March 5 after he averaged 13.5 points, 6.0 rebounds, 4.0 assists, and 2.5 blocked shots in wins over DePaul and Villanova. He shot 58.8 percent overall and 50.0 percent from three-point range. Also, junior **Andre Jackson** was named to the **BIG EAST Weekly Honor Roll** for the third time this season after averaging 10.5 points, 7.5 rebounds, 7.0 assists, and shot a sizzling .778 from the field against DePaul and Villanova.

**BIG EAST Player of the Week**

**Adama Sanogo (2)**.....Nov. 14, Nov. 21

**BIG EAST Freshman of the Week**

**Alex Karaban (6)**.....Nov. 14, Nov. 21, Jan. 2, Jan. 23, Feb. 6, March 5

**Donovan Clingan (2)**.....Nov. 28, Dec. 12

**BIG EAST Weekly Honor Roll**

**Adama Sanogo (5)**.....Dec. 19, Jan. 9, Feb. 6, Feb. 13, Feb. 27



*Junior Adama Sanogo and sophomore Jordan Hawkins were both First Team All-BIG EAST selections.*

<b>Andre Jackson Jr. (3)</b> .....	Jan. 2, Feb. 20, March 5
<b>Tristen Newton</b> .....	Nov. 28
<b>Jordan Hawkins</b> .....	Dec. 5
<b>Joey Calcaterra</b> .....	Dec. 26

**NATIONAL RANKINGS:** As of the national rankings of March 6, **UConn** is ranked **No. 11** in the **AP Top 25** poll. The Huskies are also ranked **No. 14** in the **USA Today Coaches Poll**. This is UConn's 17th consecutive week in the poll, its longest streak since the 2010- 11, 2011-12 seasons. UConn was ranked for 15 weeks in last season's polls and finished the season at No. 21 in the AP poll. The Huskies are also ranked **#4** in **KenPom** rankings, with their offense ranked 10th in the country and their defense ranked 12th in the country, one of only two teams in the country (Houston) with both offense and defense ranked in the top 12. The Huskies are ranked **#6** in the **NCAA NET** rankings with 12 Quad 1 and 2 victories. The Huskies are also ranked in the top five in the Sagarin, Haslam and Team Rankings polls.

**BIG EAST PLAY:** In 36 full seasons of **BIG EAST Conference** play, plus this year, **UConn** has compiled a 362-252 record (.590) in regular-season play, 210-98 at home and 152-154 on the road. The Huskies also have a 38-28 record in the BIG EAST Tournament. They have won or shared 10 regular-season titles and won seven BIG EAST Tournament titles, second only to Georgetown's eight. UConn went 13-7 in BIG EAST Conference regular-season play this season.

**NCAA STATISTICS:** Through games of March 5, **UConn** is ranked among the top 30 teams nationally in a number of NCAA statistical categories. The Huskies rank 2nd in rebound margin (9.1), 6th in scoring margin (14.2), 7th in offensive rebounds per game (13.4), 7th in assists per game (17.3), 13th in blocks per game (5.0), 14th in rebounds per game (39.16), 14th in three-point fg percentage defense (.297), 26th in winning percentage (77.4) and 29th in scoring offense (79.0). Individually, sophomore **Jordan Hawkins** ranks 29th in free throw percentage (.877) and 30th in three-pointers per game (2.9), while freshman **Donovan Clingan** ranks 35th in blocks per game (1.84).

**DUNKS, CHARGES:** Through 31 games, **UConn** as a team has compiled 98 dunks and 38 charges drawn. Leading the dunk brigade is freshman **Donovan Clingan** with 38, while junior **Adama Sanogo** has 19 and junior **Andre Jackson** has 17. The leader in charges drawn

is senior **Tristen Newton** with 11, while sophomore **Jordan Hawkins** has drawn 8 and senior **Nahiem Alleyne** has 6.

**DOUBLE TRIPLE-DOUBLE:** Senior **Tristen Newton** became the first player in UConn history to produce two triple-doubles in the same season with a 12-point-10-rebound-12-assist performance against Marquette on Feb. 7. Newton had his first triple-double on Nov. 15 against LIU with 22 points, 10 rebounds and 11 assists. The only other UConn player to have two triple-doubles in his career was **Shabazz Napier**, who had one as a sophomore in 2011-12 and a second as a senior in 2013-14. There have been a total of 13 triple-doubles in UConn history.

**WINNING THE PKI:** In a hard-nosed battle, UConn took the lead 6:00 into the game and would never relinquish it on its way to a 71-53 victory over Iowa State on Nov. 27 in the championship game of the **Phil Knight Invitational** in Portland, Ore. With starters Adama Sanogo and Jordan Hawkins spending much of the time on the bench due to foul trouble, UConn's reserves stepped up and scored 40 points. Reserve center **Donovan Clingan**, named the tourney **Most Valuable Player**, had a double-double with 15 points and 10 rebounds, as did junior **Andre Jackson Jr.**, with 10 points and 13 rebounds. Senior **Tristen Newton** added 13 points and redshirt freshman **Alex Karaban**, who was named to the All-Tournament Team, chipped in with 10.

**PERFECT NON-CONFERENCE:** UConn finished its 2022-23 non-conference season with a perfect 11-0 record. It is UConn's sixth undefeated non-conference season since the Huskies joined the BIG EAST as a charter member in the 1979-80 season.

**ANOTHER GRAND GAME:** UConn senior **Nahiem Alleyne**, who spent three seasons at Virginia Tech, joined the **1,000-point club** with 8 points against St. John's. His career scoring total is now 1,014. Alleyne is the fourth UConn player on the roster with 1,000 career points. Senior **Tristen Newton**, who spent his first three seasons at East Carolina, has 1,330. Junior **Adama Sanogo** has 1,121. **Joey Calcaterra**, who spent his first four seasons at San Diego, has 1,032.

### MISCELLANEOUS STATISTICS

**UConn regular-season winning percentage under Dan Hurley:**

2018-19 --- 15-16 --- .484  
 2019-20 --- 19-12 --- .613  
 2020-21 --- 14-6 --- .700  
 2021-22 --- 22-8 --- .733  
 2022-23 --- 24-7 --- .774

**2022-23 regular season stats:**

**Largest margin of victory:**  
 53 (114-61) vs. LIU (12/10/22)  
**Largest margin of defeat:**  
 12 (61-73) at Providence (1/4/23)  
**Largest halftime lead:**  
 35 (62-27) vs. LIU (12/10/22)  
**Largest halftime lead in loss:**  
 14 (40-26) at Seton Hall (1/18/23)  
**Largest halftime deficit:**  
 15 (24-39) vs. Xavier (1/25/23)  
**Largest halftime deficit in win:**  
 ---  
**Largest overall lead:**  
 57 (114-57) vs. LIU (12/10/22)  
**Largest overall deficit:**  
 17 (18-35) vs. Xavier (1/25/23)  
**Largest lead in a loss:**  
 17 (37-20) vs. Seton Hall (1/18/23)

**Largest deficit overcome in win:**

7 (51-58) vs. Georgetown (12/20/22)

**UConn's record when...**

**Leading at the half -- 23-3**  
**Trailing at the half -- 0-3**  
**Tied at the half -- 1-1**  
**UConn scores 70+ -- 20-4**  
**UConn scores 60-69 -- 4-2**  
**UConn scores 50-59 -- 0-1**  
**UConn outrebounds foe -- 19-6**  
**Foe outrebounds UConn -- 5-1**  
**UConn shoots 50.0+ pct. -- 9-0**  
**UConn shoots 40-50 pct. -- 11-4**  
**UConn shoots under 40 pct. -- 4-3**  
**Foe shoots 50+ pct. -- 0-4**  
**Foe shoots 40-50 pct. -- 12-1**  
**Foe shoots under 40 pct. -- 12-2**  
**UConn shoots over 70 pct. from free throw line -- 17-5**  
**UConn shoots 60-70 pct. from free throw line -- 2-0**  
**UConn shoots 50-60 pct. from free throw line -- 4-1**  
**UConn shoots below 50 percent from free throw line -- 1-1**  
**Bench scores 20+ -- 13-1**  
**Bench scores under 20 -- 11-6**

## BIG EAST CONFERENCE

Through end of regular season

	BIG EAST			Overall			
	W-L	H	A	W-L	H	A	N
Marquette	17-3	10-0	7-3	25-6	16-1	8-4	1-1
Xavier	15-5	9-1	6-4	23-8	15-2	7-4	1-2
Creighton	14-6	9-1	5-5	20-11	13-2	5-6	2-3
<b>UConn</b>	<b>13-7</b>	<b>8-2</b>	<b>5-5</b>	<b>24-7</b>	<b>15-2</b>	<b>6-5</b>	<b>3-0</b>
Providence	13-7	8-2	5-5	21-10	15-2	6-6	0-2
Villanova	10-10	6-4	4-6	16-15	10-4	5-8	1-3
Seton Hall	10-10	5-5	4-5	17-14	10-6	6-6	1-2
St. John's	7-13	4-6	3-7	17-14	11-6	3-8	3-0
Butler	6-14	4-6	2-8	14-17	10-6	3-9	1-2
DePaul	3-17	3-7	0-10	9-22	7-8	2-12	0-2
Georgetown	2-18	1-9	1-9	7-24	5-12	1-11	1-1

### UConn IN THE BIG EAST

	All games		Conference games		
	Individual		Individual		
<b>Scoring</b>					
Sanogo	1st	16.9	Hawkins	1st	17.3
Hawkins	3rd	16.4	Sanogo	4th	16.2
<b>Rebounding</b>					
Sanogo	7th	7.2	Sanogo	5th	7.6
Jackson	11th	6.4	Jackson	10th	6.6
Clingan	15th	5.8	Clingan	18th	5.2
<b>Offensive Rebounds</b>					
Sanogo	7th	2.4	Sanogo	4th	2.8
Clingan	8th	2.4	Jackson	8th	2.3
Jackson	13th	2.0	Clingan	9th	2.2
<b>Defensive rebounds</b>					
Sanogo	6th	4.8	Sanogo	7th	4.8
Jackson	12th	4.4	Jackson	15th	4.3
<b>FG Pct.</b>					
Clingan	2nd	.657	Sanogo	7th	.568
Sanogo	6th	.586	<b>FT Pct.</b>		
<b>FT Pct.</b>			Hawkins	2nd	.900
Hawkins	2nd	.877	Newton	7th	.813
Newton	10th	.809	Sanogo	14th	.763
Sanogo	14th	.782	<b>3-PT. Pct.</b>		
<b>3-PT. Pct.</b>			Karaban	10th	.396
Calcaterra	1st	.457	<b>3-PT. Made</b>		
Karaban	10th	.397	Hawkins	3rd	2.8
Hawkins	15th	.378	Karaban	12th	1.8
<b>3-PT. Made</b>			<b>Assists</b>		
Hawkins	1st	2.9	Newton	5th	4.6
Karaban	14th	1.7	Jackson	7th	4.2
<b>Assists</b>			<b>Blocked shots</b>		
Newton	6th	4.5	Clingan	4th	1.7
Jackson	11th	4.3	<b>Assist/Turnover Ratio</b>		
<b>Blocked shots</b>			Newton	5th	2.0
Clingan	5th	1.8	Jackson	10th	1.8
<b>Assist/Turnover Ratio</b>			<b>Team</b>		
Jackson	5th	2.1	Scoring	6th	75.7
Newton	8th	1.9	Scoring Margin	3rd	+7.3
<b>Team</b>			FG Pct.	8th	.439
Scoring	3rd	79.0	3-PT. Pct.	6th	.345
Scoring Margin	1st	+14.1	3-Pt. Made	3rd	8.6
FG Pct.	5th	.459	Scoring Def.	4th	68.3
3-Pt. Pct.	4th	.357	FT Pct.	3rd	.767
3-Pt. Made	1st	8.9	FG Pct. Def.	2nd	.422
Scoring Def.	1st	64.8	3-Pt. Pct. Def.	1st	.306
FT Pct.	3rd	.758	<b>Off. Reb.</b>	1st	14.2
FG Pct. Def.	1st	.408	Def. Reb.	6th	24.8
3-Pt. Pct. Def.	1st	.297	Reb. Margin	1st	+8.0
<b>Off. Reb.</b>	1st	13.4	Assists	3rd	16.5
Def. Reb.	5th	25.7	Steals	7th	6.1
Reb. Margin	1st	+9.1	Blocks	2nd	4.8
Assists	3rd	17.3	TO Margin	8th	-1.1
Steals	4th	6.7	Ast/TO Ratio	3rd	1.3
Blocks	1st	5.0	Home Attendance	3rd	12,866
TO Margin	4th	+0.6			
Ast/TO Ratio	4th	1.3			
Home Attendance	3rd	11,446			



2023 BIG EAST TOURNAMENT  
 March 8-11, Madison Square Garden, New York, N.Y.  
 uconnhuskies.com / @UConnMBB



# NATIONAL POLLS

## ASSOCIATED PRESS POLL

March 6

Team	Record	Pts
1 Houston (58)	28-2	1522
2 UCLA (3)	27-4	1452
3 Kansas	25-6	1358
<b>4 Alabama</b>	<b>26-5</b>	<b>1343</b>
5 Purdue	26-5	1274
<b>6 Marquette</b>	<b>25-6</b>	<b>1218</b>
7 Texas	23-8	1100
8 Arizona	25-6	1042
9 Gonzaga	26-5	1031
10 Baylor	22-9	961
<b>11 UCONN</b>	<b>24-7</b>	<b>847</b>
12 Kansas State	23-8	838
13 Virginia	23-6	791
14 Miami	24-6	761
<b>15 Xavier</b>	<b>23-8</b>	<b>641</b>
16 Saint Mary's	25-6	587
17 Tennessee	22-9	573
18 Texas A&M	23-8	507
19 Indiana	21-10	481
20 San Diego State	24-6	370
21 Duke	23-8	293
22 TCU	20-11	193
23 Kentucky	21-10	138
<b>24 Creighton</b>	<b>20-11</b>	<b>133</b>
25 Missouri	23-8	66

Others receiving votes: Oral Roberts 54, Florida Atlantic 53, Utah State 32, Providence 26, Iowa State 23, Northwestern 16, West Virginia 15, Toledo 10, Pittsburgh 10, Charleston 9, Michigan State 9, VCU 8, Boise State 7, Iowa 5, USC 5, Vanderbilt 3, Memphis 3, Maryland 3, Arkansas 2, Drake 1, North Texas 1

## USA TODAY COACHES POLL

March 6

Team	Record	Pts.
1 Houston (29)	29-2	771
2 UCLA	27-4	740
3 Purdue	26-5	673
4 Kansas (2)	25-6	666
<b>5 Alabama</b>	<b>26-5</b>	<b>657</b>
<b>6 Marquette</b>	<b>25-6</b>	<b>636</b>
7 Texas	23-8	571
8 Gonzaga	26-5	515
9 Arizona	25-6	494
10 Baylor	22-9	440
11 Virginia	23-6	419
12 Kansas State	23-8	409
13 Miami	24-6	381
<b>14 UCONN</b>	<b>24-7</b>	<b>367</b>
<b>15 Xavier</b>	<b>23-8</b>	<b>338</b>
16 Saint Mary's	25-6	336
17 Indiana	21-10	280
18 Texas A&M	23-8	251
19 Tennessee	22-9	249
20 San Diego State	24-6	205
21 Duke	23-8	119
<b>22 Creighton</b>	<b>20-11</b>	<b>118</b>
23 TCU	20-11	111
24 Kentucky	21-10	97
25 Northwestern	21-10	31

Others receiving votes: Providence 30, Maryland 26, FAU 25, Iowa St. 24, Missouri 18, Oral Roberts 14, Michigan St. 14, Toledo 11, Pittsburgh 10, North Carolina St. 9, West Virginia 6, Utah St. 5, Virginia Tech 3, Iowa 3, Vanderbilt 2, Boise St. 1

UConn's 2022-23 opponents in **boldface** type.

## THE LAST TIME ...

### Team

#### 100 Points by a Team

By UConn 114 vs. LIU (GP), 12/10/22  
By Opponent 109 vs. Auburn (2ot), 11/24/21

#### 90 Points by a Team

By UConn 95 at St. John's (MSG), 2/25/23  
By Opponent 90 at Seton Hall (ot), 1/8/22

#### 40-plus Point Win

By UConn 114-61 vs. LIU (GP), 12/10/22  
By Opponent 101-61 at Syracuse, 11/30/77

#### 30-plus Point Win

By UConn 86-56 vs. Butler (XL), 1/22/23  
By Opponent 84-45 vs. Houston, 3/15/19

#### 20-plus Point Win

By UConn 88-59 vs. DePaul (XL), 3/1/22  
By Opponent 81-58 vs. Villanova (MSG), 12/22/18

#### 60-Percent Shooting by a Team

By UConn .625 vs. LIU (GP), 12/10/22  
By Opponent .600 vs. Arkansas, 11/26/17

#### Single Overtime Game

UConn Win 86-78 vs. St. John's (GP), 1/12/22  
UConn Loss 87-90 at Seton Hall, 1/8/22

#### Multi-Overtime Game

UConn Win 115-109 vs. Auburn (N), 11/24/21 (2ot)  
UConn Loss 89-93 at Temple, 2/20/20 (2ot)

#### 10 Three-Point Field Goals Made

By UConn 10 vs. DePaul (XL), 3/1/23  
By Opponent 10 vs. Xavier (GP), 1/25/23

#### 10 Blocks

By UConn 11 at Marquette, 1/11/23  
11 at St. John's (MSG), 2/25/23  
By Opponent 11 vs. Cincinnati (GP), 2/9/20

#### 15 Blocks

By UConn 15 vs. Maine, 11/13/15

#### 10 Steals

By UConn 12 vs. Villanova (XL), 12/28/22

#### 60 Rebounds

By UConn 76 vs. Syracuse, 3/12/09 (6OT)\*



Alex Karaban was a unanimous selection for the BIG EAST All-Freshman Team

### UConn 2022-23 STARTING LINEUPS

Karaban, Sanogo, Jackson, Hawkins, Newton (16-7)  
Karaban, Sanogo, Alleyne, Hawkins, Newton (5-0)  
Alleyne, Karaban, Sanogo, Newton, Diarra (2-0)  
Alleyne, S.Johnson, Sanogo, Hawkins, Newton (1-0)

### Individual

#### 40 Points by a Player

40, James Bouknight vs. Creighton, 12/20/20

#### 30 Points by a Player

31, Jordan Hawkins vs. St. John's (XL) (1/15/23)

#### 20 Rebounds by a Player

21, Alex Oriakhi at Texas, 1/8/11

#### 15 Rebounds by a Player

15, Adama Sanogo vs. Boston U. (GP) 11/11/22  
16, Tyrese Martin vs. DePaul (GP) 3/5/22

#### Two Players with 20 Points

vs. Xavier (GP) (1/25/23)  
Jordan Hawkins 28, Tristen Newton 23

#### Three Players with 20 Points

at DePaul (1/31/23)  
Jordan Hawkins 26, Adama Sanogo 25, Tristen Newton 21

#### Two Players with 10 Rebounds

vs. DePaul (GP), (3/5/22)  
Tyrese Martin 16, Adama Sanogo 11

#### 15 Field Goals Made

15, Kemba Walker vs. Vermont, 11/17/10

#### 10 Free Throws Made

14, Tristen Newton vs. Buffalo (XL), 11/15/22

#### 10 Assists by a Player

12, Tristen Newton vs. Marquette (XL), 2/7/23

#### 15 Assists by a Player

16, Marcus Williams vs. Notre Dame, 1/30/05

#### 5 Steals by a Player

6, R.J. Cole at Georgetown, 2/23/21

#### 5 Blocks by a Player

5, Donovan Clingan at St. John's (MSG), 2/25/23  
5, Donovan Clingan at Marquette, 1/11/23  
5, Isaiah Whaley at St. John's (MSG), 2/13/22  
6, Adama Sanogo vs. St. John's (GP) 1/12/22

#### 10 Blocks by a Player

10, Hasheem Thabeet vs. PC, 1/31/09

#### 5 Three-Point FGM by a Player

5, Jordan Hawkins, vs. Marquette (XL) (2/7/23)  
5, Jordan Hawkins vs. Xavier (GP) (1/25/23)

#### Single Player with a Double-Double

Andre Jackson Jr. 15p-10r vs. Seton Hall (GP) 2/18/23

#### Consecutive Double-Doubles by a Player

Adama Sanogo  
13p-16 reb at Creighton, 3/222  
26p-11 reb vs. DePaul (GP), 3/5/22

#### Triple-Double by a Player

Tristen Newton  
12p-10r-12a vs. Marquette (XL) (2/7/23)

#### Two Players with a Double-Double

Win, 71-53 vs. Iowa St. (N), 11/27/22  
Donovan Clingan: 15p-10r; Andre Jackson Jr.: 10p-13r

#### Six Players in Double Figures

Win, 84-64 vs. Buffalo (XL), 11/15/22 -- Tristen Newton 22, Joey Calcaterra 15, Nahiem Alleyne 12, Adama Sanogo 11, Donovan Clingan 11, Alex Karaban 10.

#### Five Players in Double Figures

Win, 88-59 vs. DePaul (XL), 3/1/23 -- Adama Sanogo 26, Tristen Newton 12, Andre Jackson 11, Alex Karaban 11, Donovan Clingan 10.



## 2023 BIG EAST TOURNAMENT

March 8-11, Madison Square Garden, New York, N.Y.

uconnhuskies.com / @UConnMBB





# Dan HURLEY

## Head Coach

### 5th year at UConn

Since taking over as the head coach of the UConn men's basketball program in March, 2018, Dan Hurley has guided the Huskies on a steady climb back to national prominence. In the 2021-22 season, the fourth of the Hurley Era at UConn, not only did the upward trajectory continue, but the program took another significant leap.

Back to a semblance of normalcy following the uncertain Covid-plagued season of 2020-21, Hurley coached the 2021-22 Huskies to 23 overall wins (23-10), the third different program he has resurrected from a sub-.500 record to a 20-win season in four years or less. It was the most overall wins for a UConn team in six years and the most conference wins (13) for UConn in eight seasons.

Not only has UConn's winning percentage improved in each year under Hurley, but last season, the Huskies had five road wins, three wins against Top 25 opponents, four neutral-site victories and were ranked in the national Top 25 poll for 15 weeks. Hurley again took his team to the NCAA Tournament, marking UConn's first back-to-back appearances in the Big Dance in 10 years. The season included a second consecutive top three finish in the BIG EAST Conference, a second straight trip to the BIG EAST Tournament semifinals, three separate five-game winning streaks and the 10 losses were by an average margin of just 4.7 points.

In 12 seasons as a head coach, Hurley has posted a 224-152 overall record (.596), 73-47 at UConn (.608). Take away the records from his first season at each new school, during which he was essentially tasked with stopping the bleeding of a broken program, and that overall winning percentage jumps to an impressive .658.

A steady influx of highly-rated recruiting classes has been the backbone of UConn's yearly rise under Hurley and his coaching staff.

Despite the most uncertain of seasons in 2020-21 that included stops and starts, shutdowns and restarts, cancellations, postponements and rescheduling, the program continued to move forward.

The Huskies had three lengthy shutdowns and 10 games either cancelled or postponed, but still they finished third in their first season back in the

BIG EAST, cracked the Top 25, reach the BIG EAST Tournament semifinals and, perhaps most importantly, earned a berth in the NCAA Tournament for the first time in five years.

Hurley became the 19th head coach in the history of UConn basketball on March 22, 2018, when he accepted the challenge of resurrecting a program that had suffered two consecutive losing seasons. It didn't take long for him to put his stamp on the program. Three games into his first season as the head coach of the Huskies in 2018-19, the team had three victories, including its first win over a nationally-ranked opponent in three years.

As the architect of two previous college basketball rebuilding projects, however, Hurley was well-aware that the challenge of returning the four-time NCAA champion Huskies to national prominence wasn't going to be that easy. As with his two other program turnarounds, there clearly were going to be struggles and growing pains, and UConn's final 16-17 record, while disappointing, was not all that surprising.

Although he was a national recruit coming out of St. Anthony High School and he put together an impressive college playing career at Seton Hall, it is as a coach that Hurley has made the basketball world take notice, as a program-builder and a positive guiding force for young men. While still a youthful coach in college basketball terms, Hurley has already taken charge of four struggling hoop programs – St. Benedict's Prep, Wagner College, the University of Rhode Island, and UConn -- and built them into competitors on the national stage.

Hurley is a product of one of the most well-known basketball families in the country, led by his father, Bob Sr., a Naismith Memorial Basketball Hall of Fame inductee following a legendary high school coaching career at powerhouse St. Anthony in Jersey City (N.J.) and including older brother Bobby, a college All-American and two-time National Champion player at Duke, who played for five years in the NBA, and is currently the head coach at Arizona State.

Hurley came to UConn following six years at Rhode Island, where he took a program that went 7-23 in the season before he arrived to a combined 51-18



#### HURLEY COACHING FILE

1996-97 St. Anthony High School (Asst. Coach)  
 1997-2001 Rutgers University (Asst. Coach)  
 2001-2010 St. Benedict's Prep (Head Coach, 223-21)

2010-11	Wagner College	13-17 (9-9 Northeast Conf.)
2011-12	Wagner College	25-6 (15-3 Northeast Conf.)
2012-13	Rhode Island	8-21 (3-13 Atlantic 10)
2013-14	Rhode Island	14-18 (5-11 Atlantic 10)
2014-15	Rhode Island	23-10 (13-5 Atlantic 10)
2015-16	Rhode Island	17-15 (9-9 Atlantic 10)
2016-17	Rhode Island	25-10 (13-5 Atlantic 10)
2017-18	Rhode Island	26-8 (15-3 Atlantic 10)
2018-19	UConn	16-17 (6-12 American)
2019-20	UConn	19-12 (10-8 American)
2020-21	UConn	15-8 (11-6 BIG EAST)
2021-22	UConn	23-10 (13-6 BIG EAST)
2022-23	UConn	24-7 (13-7 BIG EAST)

Totals Overall: 248-159 (.609)  
 At UConn: 97-54 (.642)  
 Conference: 135-97 (.582)  
 NCAA Record: 2-4  
 NIT Record: 1-1

mark and two NCAA Tournament appearances in his final two years, URI's first NCAA appearances in 18 years. In each year, Hurley guided the Rams to a first-round NCAA tourney victory.

In his six seasons in Rhode Island, Hurley's teams were a combined 113-82 (.579), but an even more impressive 91-43 (.679) with two NCAA appearances and an NIT berth during his last four years.

It was at St. Benedict's, where he also taught history, that Hurley maintains he really learned his craft, building the program into a national prep school powerhouse. In nine seasons, Hurley compiled a sterling 223-21 record, with four Top Five finishes in the national rankings.

Born (1/16/73) and raised in Jersey City, Hurley was an outstanding high school player at St. Anthony, leading the team to a 31-1 record and a No. 2 national ranking as a senior. At Seton Hall, he played under head coaches P.J. Carlesimo and George Blaney, amassing career totals of 1,070 points and 437 assists and helping the Pirates to three NCAA Tournament appearances and an NIT berth during his career.

Dan and wife Andrea, who met while both were attending Seton Hall, are the parents of two sons, Danny, also a Seton Hall graduate, and Andrew, a junior at UConn.




#### 2023 BIG EAST TOURNAMENT

March 8-11, Madison Square Garden, New York, N.Y.

uconnhuskies.com / @UConnMBB





2022-23  
Regular Season  
Team Statistics  
Box Scores  
Player Statistics



## 2022-23 UConn Men's Basketball Combined Team Statistics All games

### Game Records

Record	Overall	Home	Away	Neutral
ALL GAMES	24-7	15-2	6-5	3-0
CONFERENCE	13-7	8-2	5-5	0-0
NON-CONFERENCE	11-0	7-0	1-0	3-0

### Score by Periods

Team	1st	2nd	OT	TOT
UConn	1233	1215	0	2448
Opponents	910	1100	0	2010

### Team Box Score

No.	Player	Total			3-Point		F-Throw		Rebounds				PF DQ A			TO	BLK	STL	PTS	AVG		
		GP-GS	MIN	AVG	FG-FGA	FG%	3FG-3FGA	3FG%	FT-FTA	FT%	OFF	DEF	TOT	AVG	PF						DQ	A
21	SANOGO, Adama	31-31	820:37	26.5	214-365	.586	17-47	.362	79-101	.782	76	148	224	7.2	90	2	39	57	23	27	524	16.9
24	HAWKINS, Jordan	29-29	859:47	29.6	146-359	.407	84-222	.378	100-114	.877	31	83	114	3.9	67	1	39	42	17	24	476	16.4
2	NEWTON, Tristen	31-31	886:42	28.6	84-221	.380	34-97	.351	110-136	.809	32	98	130	4.2	60	0	139	74	9	38	312	10.1
11	KARABAN, Alex	31-30	895:30	28.9	106-225	.471	54-136	.397	35-42	.833	50	87	137	4.4	73	1	58	35	21	18	301	9.7
32	CLINGAN, Donovan	31-0	413:14	13.3	94-143	.657	0-1	.000	39-76	.513	75	105	180	5.8	63	0	13	33	57	14	227	7.3
44	JACKSON JR., Andre	28-23	808:32	28.9	69-168	.411	21-73	.288	30-43	.698	55	123	178	6.4	79	4	120	56	18	28	189	6.8
3	CALCATERRA, Joey	30-0	428:20	14.3	57-132	.432	37-81	.457	19-22	.864	14	39	53	1.8	32	1	40	25	2	18	170	5.7
4	ALLEYNE, Nahiem	31-8	554:47	17.9	51-149	.342	23-80	.288	18-22	.818	11	28	39	1.3	48	0	26	20	2	13	143	4.6
5	DIARRA, Hassan	28-2	405:14	14.5	25-78	.321	7-34	.206	19-37	.514	12	29	41	1.5	40	0	57	33	6	25	76	2.7
35	JOHNSON, Samson	6-1	37:42	6.3	4-8	.500	0-2	.000	3-3	1.000	5	2	7	1.2	5	0	1	2	0	2	11	1.8
13	SPRINGS, Richie	13-0	32:26	2.5	5-8	.625	0-0	.000	3-5	.600	3	7	10	0.8	4	0	3	0	0	0	13	1.0
33	ROUMOGLOU, Apostolos	14-0	21:51	1.6	1-5	.200	0-1	.000	2-2	1.000	1	4	5	0.4	4	0	1	2	0	1	4	0.3
20	HURLEY, Andrew	9-0	12:47	1.4	1-5	.200	0-1	.000	0-0	.000	0	1	1	0.1	0	0	0	1	0	1	2	0.2
40	JOHNSON JR., Andre	7-0	08:09	1.2	0-1	.000	0-1	.000	0-0	.000	0	0	0	0.0	0	0	0	0	0	0	0	0.0
41	HENDRY, Emmett	7-0	06:13	0.9	0-0	.000	0-0	.000	0-0	.000	0	0	0	0.0	0	0	0	0	0	0	0	0.0
30	HASSON, Yarin	7-0	08:08	1.2	0-2	.000	0-1	.000	0-0	.000	1	0	1	0.1	3	0	0	0	1	0	0	0.0
Team											50	44	94				20					
<b>Total</b>		<b>31</b>	<b>6200</b>		<b>857-1869</b>	<b>.459</b>	<b>277-777</b>	<b>.356</b>	<b>457-603</b>	<b>.758</b>	<b>416</b>	<b>798</b>	<b>1214</b>	<b>39.2</b>	<b>568</b>	<b>9</b>	<b>536</b>	<b>400</b>	<b>156</b>	<b>209</b>	<b>2448</b>	<b>79.0</b>
<b>Opponents</b>		<b>31</b>	<b>6200</b>		<b>688-1686</b>	<b>.408</b>	<b>146-492</b>	<b>.297</b>	<b>488-663</b>	<b>.736</b>	<b>282</b>	<b>651</b>	<b>933</b>	<b>30.1</b>	<b>544</b>	<b>14</b>	<b>277</b>	<b>420</b>	<b>94</b>	<b>205</b>	<b>2010</b>	<b>64.8</b>

### Team Statistics

	UCONN	OPP
<b>Scoring</b>	<b>2448</b>	<b>2010</b>
Points per game	79.0	64.8
Scoring margin	+14.1	-
<b>Field goals-att</b>	<b>857-1869</b>	<b>688-1686</b>
Field goal pct	.459	.408
<b>3 point fg-att</b>	<b>277-777</b>	<b>146-492</b>
3-point FG pct	.356	.297
3-pt FG made per game	8.9	4.7
<b>Free throws-att</b>	<b>457-603</b>	<b>488-663</b>
Free throw pct	.758	.736
F-Throws made per game	14.7	15.7
<b>Rebounds</b>	<b>1214</b>	<b>933</b>
Rebounds per game	39.2	30.1
Rebounding margin	+9.1	-
<b>Assists</b>	<b>536</b>	<b>277</b>
Assists per game	17.3	8.9
<b>Turnovers</b>	<b>400</b>	<b>420</b>
Turnovers per game	12.9	13.5
Turnover margin	+0.6	-
Assist/turnover ratio	1.3	0.7
<b>Steals</b>	<b>209</b>	<b>205</b>
Steals per game	6.7	6.6
<b>Blocks</b>	<b>156</b>	<b>94</b>
Blocks per game	5.0	3.0
<b>Winning streak</b>	<b>5</b>	<b>-</b>
Home win streak	4	-
<b>Attendance</b>	<b>194581</b>	<b>126488</b>
Home games-Avg/Game	17-11446	11-11499
Neutral site-Avg/Game	-	3-4735

### Team Results

Date	Opponent		Score	Att.
11/07/2022	Stonehill	W	85-54	9116
11/11/2022	Boston U.	W	86-57	9156
11/15/2022	Buffalo	W	84-64	10112
11/18/2022	UNCW	W	86-50	7766
11/20/2022	Delaware St.	W	95-60	9442
11/24/2022	vs Oregon	W	83-59	5598
11/25/2022	vs Alabama	W	82-67	3603
11/27/2022	vs Iowa St.	W	71-53	5005
12/01/2022	Oklahoma St.	W	74-64	10167
12/07/2022	at Florida	W	75-54	9046
12/10/2022	LIU	W	114-61	10167
12/17/2022	at Butler	W	68-46	8283
12/20/2022	Georgetown	W	84-73	10167
12/28/2022	Villanova	W	74-66	15564
12/31/2022	at Xavier	L	73-83	10565
01/04/2023	at Providence	L	61-73	12400
01/07/2023	Creighton	W	69-60	10167
01/11/2023	at Marquette	L	76-82	15116
01/15/2023	St. John's (NY)	L	74-85	15564
01/18/2023	at Seton Hall	L	66-67	9710
01/22/2023	Butler	W	86-56	15564
01/25/2023	Xavier	L	79-82	10167
01/31/2023	at DePaul	W	90-76	3956
02/04/2023	at Georgetown	W	68-62	10621
02/07/2023	Marquette	W	87-72	15564
02/11/2023	at Creighton	L	53-56	18286
02/18/2023	Seton Hall	W	64-55	10167
02/22/2023	Providence	W	87-69	10167
02/25/2023	at St. John's (NY)	W	95-86	12241
03/01/2023	DePaul	W	88-59	15564
03/04/2023	at Villanova	W	71-59	16264



## 2022-23 UConn Men's Basketball Combined Team Statistics In Conference games

### Game Records

Record	Overall	Home	Away	Neutral
ALL GAMES	13-7	8-2	5-5	0-0
CONFERENCE	13-7	8-2	5-5	0-0
NON-CONFERENCE	0-0	0-0	0-0	0-0

### Score by Periods

Team	1st	2nd	OT	TOT
UConn	756	757	0	1513
Opponents	621	746	0	1367

### Team Box Score

No.	Player	Total					3-Point		F-Throw		Rebounds				PF	DQ	A	TO	BLK	STL	PTS	AVG
		GP-GS	MIN	AVG	FG-FGA	FG%	3FG-3FGA	3FG%	FT-FTA	FT%	OFF	DEF	TOT	AVG								
24	HAWKINS, Jordan	20-20	646:56	32.3	105-263	.399	55-154	.357	81-90	.900	26	62	88	4.4	49	1	24	32	12	17	346	17.3
21	SANOGO, Adama	20-20	556:36	27.8	134-236	.568	10-28	.357	45-59	.763	55	96	151	7.6	61	2	26	38	14	15	323	16.2
2	NEWTON, Tristen	20-20	582:33	29.1	58-146	.397	21-60	.350	65-80	.813	22	60	82	4.1	41	0	91	45	6	23	202	10.1
11	KARABAN, Alex	20-20	596:35	29.8	70-153	.458	36-91	.396	16-18	.889	35	59	94	4.7	45	1	37	21	13	14	192	9.6
44	JACKSON JR., Andre	20-20	604:27	30.2	53-130	.408	16-54	.296	21-31	.677	46	86	132	6.6	57	3	83	46	10	16	143	7.2
32	CLINGAN, Donovan	20-0	245:49	12.3	45-78	.577	0-0	.000	22-44	.500	44	60	104	5.2	40	0	10	24	34	6	112	5.6
4	ALLEYNE, Nahiem	20-0	309:44	15.5	26-83	.313	14-47	.298	12-15	.800	5	17	22	1.1	26	0	13	10	2	5	78	3.9
3	CALCATERRA, Joey	19-0	205:21	10.8	24-73	.329	16-44	.364	5-5	1.000	7	16	23	1.2	19	1	19	12	1	9	69	3.6
5	DIARRA, Hassan	17-0	215:42	12.7	14-39	.359	4-17	.235	10-19	.526	7	11	18	1.1	23	0	25	13	4	15	42	2.5
35	JOHNSON, Samson	5-0	21:23	4.3	2-6	.333	0-2	.000	0-0	.000	3	1	4	0.8	1	0	1	2	0	2	4	0.8
13	SPRINGS, Richie	4-0	03:47	0.9	1-1	1.000	0-0	.000	0-0	.000	1	0	1	0.3	0	0	0	0	0	0	2	0.5
40	JOHNSON JR., Andre	1-0	00:46	0.8	0-0	.000	0-0	.000	0-0	.000	0	0	0	0.0	0	0	0	0	0	0	0	0.0
20	HURLEY, Andrew	2-0	02:36	1.3	0-1	.000	0-0	.000	0-0	.000	0	1	1	0.5	0	0	0	0	0	0	0	0.0
33	ROUMOGLOU, Apostolos	5-0	06:13	1.2	0-3	.000	0-1	.000	0-0	.000	0	0	0	0.0	1	0	0	0	0	0	0	0.0
41	HENDRY, Emmett	1-0	00:46	0.8	0-0	.000	0-0	.000	0-0	.000	0	0	0	0.0	0	0	0	0	0	0	0	0.0
30	HASSON, Yarin	1-0	00:46	0.8	0-1	.000	0-0	.000	0-0	.000	1	0	1	1.0	0	0	0	0	0	0	0	0.0
Team											31	26	57				13					
<b>Total</b>		<b>20</b>	<b>4000</b>		<b>532-1213</b>	<b>.439</b>	<b>172-498</b>	<b>.345</b>	<b>277-361</b>	<b>.767</b>	<b>283</b>	<b>495</b>	<b>778</b>	<b>38.9</b>	<b>363</b>	<b>8</b>	<b>329</b>	<b>256</b>	<b>96</b>	<b>122</b>	<b>1513</b>	<b>75.7</b>
<b>Opponents</b>		<b>20</b>	<b>4000</b>		<b>469-1111</b>	<b>.422</b>	<b>105-343</b>	<b>.306</b>	<b>324-427</b>	<b>.759</b>	<b>194</b>	<b>423</b>	<b>617</b>	<b>30.9</b>	<b>329</b>	<b>9</b>	<b>197</b>	<b>234</b>	<b>64</b>	<b>129</b>	<b>1367</b>	<b>68.4</b>

### Team Statistics

	UCONN	OPP
<b>Scoring</b>	<b>1513</b>	<b>1367</b>
Points per game	75.7	68.4
Scoring margin	+7.3	-
<b>Field goals-att</b>	<b>532-1213</b>	<b>469-1111</b>
Field goal pct	.439	.422
<b>3 point fg-att</b>	<b>172-498</b>	<b>105-343</b>
3-point FG pct	.345	.306
3-pt FG made per game	8.6	5.3
<b>Free throws-att</b>	<b>277-361</b>	<b>324-427</b>
Free throw pct	.767	.759
F-Throws made per game	13.9	16.2
<b>Rebounds</b>	<b>778</b>	<b>617</b>
Rebounds per game	38.9	30.9
Rebounding margin	+8.1	-
<b>Assists</b>	<b>329</b>	<b>197</b>
Assists per game	16.5	9.9
<b>Turnovers</b>	<b>256</b>	<b>234</b>
Turnovers per game	12.8	11.7
Turnover margin	-1.1	-
Assist/turnover ratio	1.3	0.8
<b>Steals</b>	<b>122</b>	<b>129</b>
Steals per game	6.1	6.5
<b>Blocks</b>	<b>96</b>	<b>64</b>
Blocks per game	4.8	3.2
<b>Winning streak</b>	<b>5</b>	<b>-</b>
Home win streak	4	-
<b>Attendance</b>	<b>128655</b>	<b>117442</b>
Home games-Avg/Game	10-12866	10-11744
Neutral site-Avg/Game	-	0-0

### Team Results

Date	Opponent		Score	Att.
12/17/2022	at Butler	W	68-46	8283
12/20/2022	Georgetown	W	84-73	10167
12/28/2022	Villanova	W	74-66	15564
12/31/2022	at Xavier	L	73-83	10565
01/04/2023	at Providence	L	61-73	12400
01/07/2023	Creighton	W	69-60	10167
01/11/2023	at Marquette	L	76-82	15116
01/15/2023	St. John's (NY)	L	74-85	15564
01/18/2023	at Seton Hall	L	66-67	9710
01/22/2023	Butler	W	86-56	15564
01/25/2023	Xavier	L	79-82	10167
01/31/2023	at DePaul	W	90-76	3956
02/04/2023	at Georgetown	W	68-62	10621
02/07/2023	Marquette	W	87-72	15564
02/11/2023	at Creighton	L	53-56	18286
02/18/2023	Seton Hall	W	64-55	10167
02/22/2023	Providence	W	87-69	10167
02/25/2023	at St. John's (NY)	W	95-86	12241
03/01/2023	DePaul	W	88-59	15564
03/04/2023	at Villanova	W	71-59	16264



**2022-23 UConn Men's Basketball  
Season Schedule/Results & Leaders  
All games**

**Game Records**

Record	Overall	Home	Away	Neutral
ALL GAMES	24-7	15-2	6-5	3-0
CONFERENCE	13-7	8-2	5-5	0-0
NON-CONFERENCE	11-0	7-0	1-0	3-0

**Team Results**

Date	Opponent	Score	Att.	High Points	High Rebounds
11/07/2022	Stonehill	W 85-54	9116	(19) SANOGO, Adama	(7) CLINGAN, Donovan
11/11/2022	Boston U.	W 86-57	9156	(27) SANOGO, Adama	(15) SANOGO, Adama
11/15/2022	Buffalo	W 84-64	10112	(22) NEWTON, Tristen	(10) NEWTON, Tristen
11/18/2022	UNCW	W 86-50	7766	(24) SANOGO, Adama	(6) CLINGAN, Donovan
11/20/2022	Delaware St.	W 95-60	9442	(26) SANOGO, Adama	(9) HAWKINS, Jordan
11/24/2022	vs Oregon	W 83-59	5598	(23) NEWTON, Tristen	(8) CLINGAN, Donovan
11/25/2022	vs Alabama	W 82-67	3603	(25) SANOGO, Adama	(7) JACKSON JR., Andre
11/27/2022	vs Iowa St.	W 71-53	5005	(15) CLINGAN, Donovan	(13) JACKSON JR., Andre
12/01/2022	Oklahoma St.	W 74-64	10167	(26) HAWKINS, Jordan	(7) JACKSON JR., Andre
12/07/2022	at Florida	W 75-54	9046	(17) SANOGO, Adama	(8) JACKSON JR., Andre
					(8) CLINGAN, Donovan
12/10/2022	LIU	W 114-61	10167	(22) HAWKINS, Jordan	(11) CLINGAN, Donovan
12/17/2022	at Butler	W 68-46	8283	(27) SANOGO, Adama	(14) SANOGO, Adama
12/20/2022	Georgetown	W 84-73	10167	(17) NEWTON, Tristen	(8) JACKSON JR., Andre
12/28/2022	Villanova	W 74-66	15564	(22) HAWKINS, Jordan	(7) HAWKINS, Jordan
12/31/2022	at Xavier	L 73-83	10565	(18) SANOGO, Adama	(10) JACKSON JR., Andre
01/04/2023	at Providence	L 61-73	12400	(15) HAWKINS, Jordan	(11) CLINGAN, Donovan
01/07/2023	Creighton	W 69-60	10167	(26) SANOGO, Adama	(9) SANOGO, Adama
					(9) JACKSON JR., Andre
01/11/2023	at Marquette	L 76-82	15116	(20) CLINGAN, Donovan	(10) CLINGAN, Donovan
01/15/2023	St. John's (NY)	L 74-85	15564	(31) HAWKINS, Jordan	(10) SANOGO, Adama
01/18/2023	at Seton Hall	L 66-67	9710	(16) SANOGO, Adama	(10) JACKSON JR., Andre
01/22/2023	Butler	W 86-56	15564	(20) HAWKINS, Jordan	(14) SANOGO, Adama
01/25/2023	Xavier	L 79-82	10167	(28) HAWKINS, Jordan	(9) SANOGO, Adama
01/31/2023	at DePaul	W 90-76	3956	(26) HAWKINS, Jordan	(9) SANOGO, Adama
					(9) CLINGAN, Donovan
02/04/2023	at Georgetown	W 68-62	10621	(15) NEWTON, Tristen	(10) JACKSON JR., Andre
				(15) SANOGO, Adama	
02/07/2023	Marquette	W 87-72	15564	(20) HAWKINS, Jordan	(10) NEWTON, Tristen
02/11/2023	at Creighton	L 53-56	18286	(17) SANOGO, Adama	(10) SANOGO, Adama
02/18/2023	Seton Hall	W 64-55	10167	(20) HAWKINS, Jordan	(10) JACKSON JR., Andre
02/22/2023	Providence	W 87-69	10167	(20) HAWKINS, Jordan	(8) KARABAN, Alex
02/25/2023	at St. John's (NY)	W 95-86	12241	(20) HAWKINS, Jordan	(9) SANOGO, Adama
03/01/2023	DePaul	W 88-59	15564	(26) SANOGO, Adama	(8) JACKSON JR., Andre
03/04/2023	at Villanova	W 71-59	16264	(24) HAWKINS, Jordan	(9) SANOGO, Adama

**Attendance Summary**

	Games	Attend	Avg/Game
Home	17	194581	11446





**2022-23 UConn Men's Basketball  
Season Schedule/Results & Leaders  
All games**

---

	<b>Games</b>	<b>Attend</b>	<b>Avg/Game</b>
Away	11	126488	11499
Neutral	3	14206	4735
<b>Total</b>	<b>31</b>	<b>335275</b>	<b>10815</b>



**2022-23 UConn Men's Basketball  
Extended Season Box Score  
All games**

**Game Records**

Record	Overall	Home	Away	Neutral
ALL GAMES	24-7	15-2	6-5	3-0
CONFERENCE	13-7	8-2	5-5	0-0
NON-CONFERENCE	11-0	7-0	1-0	3-0

**Team Box Score Extended**

No.	Player				Total		3-Point		F-Throw		Rebounds																
		GP-GS	MIN	AVG	FG-FGA	FG%	3FG-3FGA	3FG%	FT-FTA	FT%	OFF	DEF	TOT	AVG	PF	DQ	A	A/G	TO	TO/G	A/TO	BLK	BLK/G	STL	STL/G	PTS	AVG
21	SANOGO, Adama	31-31	820:37	26.5	214-365	.586	17-47	.362	79-101	.782	76	148	224	7.2	90	2	39	1.26	57	1.84	0.68	23	0.74	27	0.87	524	16.9
24	HAWKINS, Jordan	29-29	859:47	29.6	146-359	.407	84-222	.378	100-114	.877	31	83	114	3.9	67	1	39	1.34	42	1.45	0.93	17	0.59	24	0.83	476	16.4
2	NEWTON, Tristen	31-31	886:42	28.6	84-221	.380	34-97	.351	110-136	.809	32	98	130	4.2	60	0	139	4.48	74	2.39	1.88	9	0.29	38	1.23	312	10.1
11	KARABAN, Alex	31-30	895:30	28.9	106-225	.471	54-136	.397	35-42	.833	50	87	137	4.4	73	1	58	1.87	35	1.13	1.66	21	0.68	18	0.58	301	9.7
32	CLINGAN, Donovan	31-0	413:14	13.3	94-143	.657	0-1	.000	39-76	.513	75	105	180	5.8	63	0	13	0.42	33	1.06	0.39	57	1.84	14	0.45	227	7.3
44	JACKSON JR., Andre	28-23	808:32	28.9	69-168	.411	21-73	.288	30-43	.698	55	123	178	6.4	79	4	120	4.29	56	2.00	2.14	18	0.64	28	1.00	189	6.8
3	CALCATERRA, Joey	30-0	428:20	14.3	57-132	.432	37-81	.457	19-22	.864	14	39	53	1.8	32	1	40	1.33	25	0.83	1.60	2	0.07	18	0.60	170	5.7
4	ALLEYNE, Nahiem	31-8	554:47	17.9	51-149	.342	23-80	.288	18-22	.818	11	28	39	1.3	48	0	26	0.84	20	0.65	1.30	2	0.06	13	0.42	143	4.6
5	DIARRA, Hassan	28-2	405:14	14.5	25-78	.321	7-34	.206	19-37	.514	12	29	41	1.5	40	0	57	2.04	33	1.18	1.73	6	0.21	25	0.89	76	2.7
35	JOHNSON, Samson	6-1	37:42	6.3	4-8	.500	0-2	.000	3-3	1.000	5	2	7	1.2	5	0	1	0.17	2	0.33	0.50	0	0.00	2	0.33	11	1.8
13	SPRINGS, Richie	13-0	32:26	2.5	5-8	.625	0-0	.000	3-5	.600	3	7	10	0.8	4	0	3	0.23	0	0.00	3.00	0	0.00	0	0.00	13	1.0
33	ROUMOGLOU, Apostolos	14-0	21:51	1.6	1-5	.200	0-1	.000	2-2	1.000	1	4	5	0.4	4	0	1	0.07	2	0.14	0.50	0	0.00	1	0.07	4	0.3
20	HURLEY, Andrew	9-0	12:47	1.4	1-5	.200	0-1	.000	0-0	.000	0	1	1	0.1	0	0	0	0.00	1	0.11	0.00	0	0.00	1	0.11	2	0.2
40	JOHNSON JR., Andre	7-0	08:09	1.2	0-1	.000	0-1	.000	0-0	.000	0	0	0	0.0	0	0	0	0.00	0	0.00	0.00	0	0.00	0	0.00	0	0.0
41	HENDRY, Emmett	7-0	06:13	0.9	0-0	.000	0-0	.000	0-0	.000	0	0	0	0.0	0	0	0	0.00	0	0.00	0.00	0	0.00	0	0.00	0	0.0
30	HASSON, Yarin	7-0	08:08	1.2	0-2	.000	0-1	.000	0-0	.000	1	0	1	0.1	3	0	0	0.00	0	0.00	0.00	1	0.14	0	0.00	0	0.0
<b>Total</b>		<b>31</b>	<b>6200</b>		<b>857-1869</b>	<b>.459</b>	<b>277-777</b>	<b>.356</b>	<b>457-603</b>	<b>.758</b>	<b>416</b>	<b>798</b>	<b>1214</b>	<b>39.2</b>	<b>568</b>	<b>9</b>	<b>536</b>	<b>17.29</b>	<b>400</b>	<b>12.90</b>	<b>1.34</b>	<b>156</b>	<b>5.03</b>	<b>209</b>	<b>6.74</b>	<b>2448</b>	<b>79.0</b>
<b>Opponents</b>		<b>31</b>	<b>6200</b>		<b>688-1686</b>	<b>.408</b>	<b>146-492</b>	<b>.297</b>	<b>488-663</b>	<b>.736</b>	<b>282</b>	<b>651</b>	<b>933</b>	<b>30.1</b>	<b>544</b>	<b>14</b>	<b>277</b>	<b>8.94</b>	<b>420</b>	<b>13.55</b>	<b>0.66</b>	<b>94</b>	<b>3.03</b>	<b>205</b>	<b>6.61</b>	<b>2010</b>	<b>64.8</b>

**Score by Periods**

Team	1st	2nd	OT	TOT
UConn	1233	1215	0	2448
Opponents	910	1100	0	2010



**2022-23 UConn Men's Basketball  
Overall Team Statistics  
All games**

**Team Statistics**

	<b>UCONN</b>	<b>OPP</b>
<b>Scoring</b>	<b>2448</b>	<b>2010</b>
Points per game	79.0	64.8
Scoring margin	+14.1	-
<b>Field goals-att</b>	<b>857-1869</b>	<b>688-1686</b>
Field goal pct	.459	.408
<b>3 point fg-att</b>	<b>277-777</b>	<b>146-492</b>
3-point FG pct	.356	.297
3-pt FG made per game	8.9	4.7
<b>Free throws-att</b>	<b>457-603</b>	<b>488-663</b>
Free throw pct	.758	.736
F-Throws made per game	14.7	15.7
<b>Rebounds</b>	<b>1214</b>	<b>933</b>
Rebounds per game	39.2	30.1
Rebounding margin	+9.1	-
<b>Assists</b>	<b>536</b>	<b>277</b>
Assists per game	17.3	8.9
<b>Turnovers</b>	<b>400</b>	<b>420</b>
Turnovers per game	12.9	13.5
Turnover margin	+0.6	-
Assist/turnover ratio	1.3	0.7
<b>Steals</b>	<b>209</b>	<b>205</b>
Steals per game	6.7	6.6
<b>Blocks</b>	<b>156</b>	<b>94</b>
Blocks per game	5.0	3.0
<b>Winning streak</b>	<b>5</b>	<b>-</b>
Home win streak	4	-
<b>Attendance</b>	<b>194581</b>	<b>126488</b>
Home games-Avg/Game	17-11446	11-11499
Neutral site-Avg/Game	-	3-4735

**Score by Periods**

<b>Team</b>	<b>1st</b>	<b>2nd</b>	<b>OT</b>	<b>TOT</b>
UConn	1233	1215	0	2448
Opponents	910	1100	0	2010





**2022-23 UConn Men's Basketball  
Team Game-by-Game  
All games**

Opponent	Date	Score	W	Total		3-Pointers		Free throws		Rebounds				PF	A	TO	BLK	STL	PTS	AVG
				FG-FGA	PCT	3FG-3FGA	PCT	FT-FTA	PCT	OFF	DEF	TOT	AVG							
Stonehill	11/07/2022	85-54	W	29-63	.460	5-24	.208	22-31	.710	17	27	44	44.0	20	16	15	8	11	85	85.0
Boston U.	11/11/2022	86-57	W	31-55	.564	10-21	.476	14-26	.538	11	30	41	42.5	18	17	14	3	4	86	85.5
Buffalo	11/15/2022	84-64	W	28-63	.444	6-23	.261	22-28	.786	14	28	42	42.3	13	17	15	6	11	84	85.0
UNCW	11/18/2022	86-50	W	28-52	.538	10-22	.455	20-23	.870	6	30	36	40.8	19	20	10	5	3	86	85.3
Delaware St.	11/20/2022	95-60	W	35-61	.574	12-28	.429	13-19	.684	10	29	39	40.4	20	25	13	6	9	95	87.2
vs Oregon	11/24/2022	83-59	W	30-63	.476	17-37	.459	6-11	.545	12	24	36	39.7	25	22	12	7	9	83	86.5
vs Alabama	11/25/2022	82-67	W	26-60	.433	9-24	.375	21-24	.875	10	22	32	38.6	23	18	12	7	8	82	85.9
vs Iowa St.	11/27/2022	71-53	W	22-53	.415	7-26	.269	20-25	.800	21	27	48	39.8	15	16	19	2	5	71	84.0
Oklahoma St.	12/01/2022	74-64	W	21-56	.375	8-23	.348	24-33	.727	13	22	35	39.2	16	11	7	3	8	74	82.9
at Florida	12/07/2022	75-54	W	30-58	.517	7-19	.368	8-9	.889	8	34	42	39.5	19	16	15	7	9	75	82.1
LIU	12/10/2022	114-61	W	45-72	.625	14-32	.438	10-13	.769	11	30	41	39.6	17	29	12	6	10	114	85.0
at Butler	12/17/2022	68-46	W	28-71	.394	10-29	.345	2-4	.500	18	36	54	40.8	15	20	12	3	2	68	83.6
Georgetown	12/20/2022	84-73	W	30-61	.492	11-30	.367	13-15	.867	5	23	28	39.8	16	24	7	3	9	84	83.6
Villanova	12/28/2022	74-66	W	21-53	.396	9-30	.300	23-27	.852	8	21	29	39.1	18	12	11	4	12	74	82.9
at Xavier	12/31/2022	73-83	L	28-67	.418	13-37	.351	4-9	.444	13	25	38	39.0	21	23	16	2	6	73	82.3
at Providence	01/04/2023	61-73	L	23-63	.365	5-22	.227	10-19	.526	19	20	39	39.0	27	13	8	5	6	61	80.9
Creighton	01/07/2023	69-60	W	21-60	.350	8-24	.333	19-23	.826	9	25	34	38.7	19	8	5	8	6	69	80.2
at Marquette	01/11/2023	76-82	L	29-60	.483	6-22	.273	12-15	.800	14	21	35	38.5	14	16	16	11	5	76	80.0
St. John's (NY)	01/15/2023	74-85	L	23-55	.418	8-26	.308	20-27	.741	12	28	40	38.6	30	13	21	1	4	74	79.7
at Seton Hall	01/18/2023	66-67	L	22-56	.393	9-23	.391	13-14	.929	12	28	40	38.7	21	16	18	2	4	66	79.0
Butler	01/22/2023	86-56	W	31-64	.484	7-19	.368	17-25	.680	18	30	48	39.1	12	19	8	4	6	86	79.3
Xavier	01/25/2023	79-82	L	25-61	.410	10-28	.357	19-25	.760	16	18	34	38.9	18	12	12	3	5	79	79.3
at DePaul	01/31/2023	90-76	W	28-55	.509	4-16	.250	30-34	.882	12	26	38	38.8	25	15	11	6	5	90	79.8
at Georgetown	02/04/2023	68-62	W	27-64	.422	12-24	.500	2-5	.400	19	19	38	38.8	14	20	11	5	5	68	79.3
Marquette	02/07/2023	87-72	W	31-62	.500	12-23	.522	13-22	.591	21	27	48	39.2	19	20	17	4	6	87	79.6
at Creighton	02/11/2023	53-56	L	21-65	.323	7-27	.259	4-4	1.000	18	22	40	39.2	14	10	13	2	5	53	78.6
Seton Hall	02/18/2023	64-55	W	22-52	.423	4-22	.182	16-22	.727	14	25	39	39.2	15	12	18	7	5	64	78.0
Providence	02/22/2023	87-69	W	32-60	.533	10-21	.476	13-14	.929	15	25	40	39.2	14	20	13	4	6	87	78.4
at St. John's (NY)	02/25/2023	95-86	W	30-64	.469	9-25	.360	26-33	.788	17	21	38	39.2	21	17	14	11	9	95	78.9
DePaul	03/01/2023	88-59	W	35-64	.547	10-23	.435	8-10	.800	13	27	40	39.2	13	24	13	6	9	88	79.2
at Villanova	03/04/2023	71-59	W	25-56	.446	8-27	.296	13-14	.929	10	28	38	39.2	17	15	12	5	7	71	79.0
<b>Total</b>		<b>2448</b>		<b>857-1869</b>	<b>.459</b>	<b>277-777</b>	<b>.356</b>	<b>457-603</b>	<b>.758</b>	<b>416</b>	<b>798</b>	<b>1214</b>	<b>39.2</b>	<b>568</b>	<b>536</b>	<b>400</b>	<b>156</b>	<b>209</b>	<b>2448</b>	<b>79.0</b>
Opponents		2010		688-1686	.408	146-492	.297	488-663	.736	282	651	933	30.1	544	277	420	94	205	2010	64.8

**UConn Averages**

Games Played	Points/game	FG Pct	3FG Pct	FT Pct	Rebounds/game	Assists/game	Turnovers/game	Assist/Turnover ratio	Steals/game	Blocks/game
31	79.0	45.9	35.6	75.8	39.2	17.3	12.9	1.3	6.7	5.0



**2022-23 UConn Men's Basketball  
Opponents Game-by-Game  
All games**

Opponent	Date	Score	W	Total		3-Pointers		Free throws		Rebounds										
				FG-FGA	PCT	3FG-3FGA	PCT	FT-FTA	PCT	OFF	DEF	TOT	AVG	PF	A	TO	BLK	STL	PTS	AVG
Stonehill	11/07/2022	85-54	W	16-45	.356	5-17	.294	17-22	.773	5	19	24	24.0	21	9	24	2	10	54	54.0
Boston U.	11/11/2022	86-57	W	18-53	.340	2-12	.167	19-24	.792	8	21	29	26.5	21	6	13	1	8	57	55.5
Buffalo	11/15/2022	84-64	W	25-58	.431	5-17	.294	9-13	.692	5	24	29	27.3	23	9	18	2	8	64	58.3
UNCW	11/18/2022	86-50	W	17-55	.309	3-15	.200	13-20	.650	13	19	32	28.5	20	5	13	3	6	50	56.3
Delaware St.	11/20/2022	95-60	W	20-52	.385	2-9	.222	18-26	.692	7	20	27	28.2	19	5	18	1	6	60	57.0
vs Oregon	11/24/2022	83-59	W	20-47	.426	5-15	.333	14-25	.560	7	23	30	28.5	16	11	17	4	5	59	57.3
vs Alabama	11/25/2022	82-67	W	21-50	.420	6-16	.375	19-25	.760	9	26	35	29.4	23	10	21	6	4	67	58.7
vs Iowa St.	11/27/2022	71-53	W	22-54	.407	3-13	.231	6-10	.600	7	12	19	28.1	21	9	12	0	13	53	58.0
Oklahoma St.	12/01/2022	74-64	W	22-56	.393	4-11	.364	16-19	.842	13	26	39	29.3	25	5	17	3	4	64	58.7
at Florida	12/07/2022	75-54	W	16-53	.302	4-15	.267	18-28	.643	8	20	28	29.2	14	6	12	6	8	54	58.2
LIU	12/10/2022	114-61	W	22-52	.423	2-9	.222	15-24	.625	6	18	24	28.7	12	5	21	2	4	61	58.5
at Butler	12/17/2022	68-46	W	16-54	.296	3-14	.214	11-13	.846	4	26	30	28.8	9	8	10	1	5	46	57.4
Georgetown	12/20/2022	84-73	W	27-59	.458	3-11	.273	16-23	.696	12	28	40	29.7	16	6	14	2	2	73	58.6
Villanova	12/28/2022	74-66	W	22-51	.431	5-22	.227	17-18	.944	7	25	32	29.9	23	7	18	0	3	66	59.1
at Xavier	12/31/2022	73-83	L	28-52	.538	4-13	.308	23-28	.821	4	27	31	29.9	9	20	12	2	11	83	60.7
at Providence	01/04/2023	61-73	L	18-49	.367	8-18	.444	29-35	.829	14	27	41	30.6	20	8	9	4	5	73	61.5
Creighton	01/07/2023	69-60	W	20-61	.328	2-16	.125	18-23	.783	20	29	49	31.7	17	5	13	6	1	60	61.4
at Marquette	01/11/2023	76-82	L	30-59	.508	6-16	.375	16-19	.842	10	19	29	31.6	15	16	11	3	8	82	62.6
St. John's (NY)	01/15/2023	74-85	L	30-58	.517	2-13	.154	23-37	.622	8	23	31	31.5	21	10	10	1	7	85	63.7
at Seton Hall	01/18/2023	66-67	L	23-56	.411	4-21	.190	17-25	.680	11	21	32	31.6	15	7	9	6	8	67	63.9
Butler	01/22/2023	86-56	W	17-52	.327	6-19	.316	16-16	1.000	4	18	22	31.1	17	8	11	8	6	56	63.5
Xavier	01/25/2023	79-82	L	31-58	.534	10-20	.500	10-13	.769	8	21	29	31.0	19	17	15	2	6	82	64.4
at DePaul	01/31/2023	90-76	W	25-56	.446	9-20	.450	17-28	.607	12	13	25	30.7	22	15	11	5	7	76	64.9
at Georgetown	02/04/2023	68-62	W	23-53	.434	7-16	.438	9-14	.643	11	20	31	30.8	12	10	10	7	7	62	64.8
Marquette	02/07/2023	87-72	W	26-59	.441	5-21	.238	15-20	.750	9	15	24	30.5	19	7	8	2	11	72	65.0
at Creighton	02/11/2023	53-56	L	19-48	.396	5-16	.313	13-17	.765	8	26	34	30.6	10	8	11	1	9	56	64.7
Seton Hall	02/18/2023	64-55	W	21-53	.396	2-11	.182	11-15	.733	7	18	25	30.4	21	8	14	2	7	55	64.3
Providence	02/22/2023	87-69	W	22-53	.415	8-20	.400	17-20	.850	8	12	20	30.0	12	9	9	4	5	69	64.5
at St. John's (NY)	02/25/2023	95-86	W	30-65	.462	4-13	.308	22-29	.759	15	17	32	30.1	23	15	13	3	6	86	65.2
DePaul	03/01/2023	88-59	W	21-60	.350	5-15	.333	12-16	.750	12	17	29	30.1	13	5	14	4	8	59	65.0
at Villanova	03/04/2023	71-59	W	20-55	.364	7-28	.250	12-18	.667	10	21	31	30.1	16	8	12	1	7	59	64.8
<b>Total</b>		<b>2010</b>		<b>688-1686</b>	<b>.408</b>	<b>146-492</b>	<b>.297</b>	<b>488-663</b>	<b>.736</b>	<b>282</b>	<b>651</b>	<b>933</b>	<b>30.1</b>	<b>544</b>	<b>277</b>	<b>420</b>	<b>94</b>	<b>205</b>	<b>2010</b>	<b>64.8</b>
UConn		2448		857-1869	.459	277-777	.356	457-603	.758	416	798	1214	39.2	568	536	400	156	209	2448	79.0

**Opponents Averages**

Games Played	Points/game	FG Pct	3FG Pct	FT Pct	Rebounds/game	Assists/game	Turnovers/game	Assist/Turnover ratio	Steals/game	Blocks/game
31	64.8	40.8	29.7	73.6	30.1	8.9	13.5	0.7	6.6	3.0



**2022-23 UConn Men's Basketball  
Points-rebounds-assists  
All games**

Opponent	Date	Score	W	2	3	4	5	11	13	20	21	24	30	32
				NEWTON, TRI	CALCATERRA	ALLEYNE, NA	DIARRA, HAS	KARABAN, AL	SPRINGS, RI	HURLEY, AND	SANOGO, ADA	HAWKINS, JO	HASSON, YAR	CLINGAN, DO
Stonehill	11/07/2022	85-54	W	9-6-3	7-3-0	8-0-0	11-5-7	13-4-3	0-2-0	0-0-0	19-6-1	0-3-2	0-0-0	9-7-0
Boston U.	11/11/2022	86-57	W	11-6-1	4-4-1	11-0-0	6-3-6	10-4-4	5-1-2	0-0-0	27-15-2	DNP	0-0-0	10-6-1
Buffalo	11/15/2022	84-64	W	22-10-11	15-2-1	12-3-2	3-1-2	10-4-1	0-3-0	DNP	11-6-0	DNP	DNP	11-8-0
UNCW	11/18/2022	86-50	W	8-3-4	6-5-2	8-1-1	0-2-3	12-5-2	4-2-0	0-0-0	24-5-1	20-1-2	0-0-0	2-6-0
Delaware St.	11/20/2022	95-60	W	6-2-1	11-5-6	9-2-4	3-1-5	10-1-2	0-0-0	0-0-0	26-8-0	11-9-3	0-0-0	16-5-0
vs Oregon	11/24/2022	83-59	W	23-4-6	11-1-4	4-2-2	0-4-1	6-3-0	0-0-0	0-0-0	12-6-1	18-2-1	0-0-0	9-8-2
vs Alabama	11/25/2022	82-67	W	9-4-8	10-1-0	0-3-0	2-1-2	12-3-4	0-0-0	DNP	25-4-2	16-2-1	DNP	4-5-0
vs Iowa St.	11/27/2022	71-53	W	13-4-3	8-3-1	2-3-2	7-2-1	10-4-1	DNP	DNP	4-6-3	2-0-0	DNP	15-10-0
Oklahoma St.	12/01/2022	74-64	W	2-2-1	9-0-1	0-2-1	0-1-0	4-6-1	DNP	DNP	20-6-0	26-2-1	DNP	2-2-0
at Florida	12/07/2022	75-54	W	5-5-3	11-3-2	0-1-0	0-2-2	3-1-1	0-0-0	0-0-0	17-7-1	15-4-3	DNP	16-8-0
LIU	12/10/2022	114-61	W	2-2-7	9-3-3	11-0-1	2-1-3	19-8-2	2-1-1	2-0-0	16-4-2	22-3-2	0-0-0	21-11-0
at Butler	12/17/2022	68-46	W	5-8-3	3-4-3	9-2-1	0-2-1	5-6-2	DNP	DNP	27-14-3	12-3-0	DNP	4-8-1
Georgetown	12/20/2022	84-73	W	17-2-7	14-1-1	2-1-0	5-0-2	8-0-1	DNP	DNP	14-7-1	15-3-3	DNP	2-4-1
Villanova	12/28/2022	74-66	W	6-1-4	0-2-0	2-0-1	6-2-3	15-6-1	DNP	DNP	7-1-1	22-7-0	DNP	6-1-0
at Xavier	12/31/2022	73-83	L	6-7-7	3-0-1	6-0-0	5-1-1	6-5-1	DNP	DNP	18-6-1	11-5-2	DNP	4-2-2
at Providence	01/04/2023	61-73	L	6-2-5	0-1-0	2-0-0	1-2-0	11-5-1	DNP	DNP	11-7-1	15-6-2	DNP	12-11-0
Creighton	01/07/2023	69-60	W	13-4-1	0-1-0	0-0-0	0-1-1	2-3-2	DNP	DNP	26-9-1	17-1-1	DNP	4-3-0
at Marquette	01/11/2023	76-82	L	7-3-2	3-0-2	0-1-3	2-0-1	17-7-1	DNP	DNP	10-3-0	8-6-1	DNP	20-10-0
St. John's (NY)	01/15/2023	74-85	L	0-1-1	6-4-1	1-2-0	4-0-4	16-5-1	DNP	DNP	14-10-3	31-5-2	DNP	0-5-0
at Seton Hall	01/18/2023	66-67	L	11-3-4	3-2-2	0-0-1	2-3-1	9-3-2	DNP	DNP	16-5-0	13-6-2	DNP	7-6-0
Butler	01/22/2023	86-56	W	11-4-2	5-1-2	2-3-2	8-0-3	15-5-1	0-0-0	0-0-0	17-14-3	20-6-0	0-1-0	4-4-1
Xavier	01/25/2023	79-82	L	23-4-4	0-0-0	4-2-0	0-1-0	5-3-1	DNP	DNP	11-9-4	28-4-1	DNP	2-3-0
at DePaul	01/31/2023	90-76	W	21-0-3	0-0-1	5-0-1	0-0-0	4-4-5	DNP	DNP	25-9-0	26-5-1	DNP	5-9-0
at Georgetown	02/04/2023	68-62	W	15-8-6	3-1-1	3-3-0	2-0-0	11-4-4	DNP	DNP	15-6-0	10-2-0	DNP	2-2-2
Marquette	02/07/2023	87-72	W	12-10-12	2-1-1	13-0-0	0-0-0	13-4-2	DNP	DNP	18-7-3	20-6-0	DNP	4-8-1
at Creighton	02/11/2023	53-56	L	2-0-4	0-1-0	5-2-0	3-3-2	5-5-1	DNP	DNP	17-10-2	11-4-1	DNP	4-7-0
Seton Hall	02/18/2023	64-55	W	6-3-2	DNP	0-0-0	4-3-4	5-4-1	DNP	DNP	8-6-0	20-5-2	DNP	6-6-0
Providence	02/22/2023	87-69	W	12-7-7	3-1-0	9-2-0	0-0-2	16-8-2	0-0-0	DNP	16-5-2	20-6-2	DNP	7-3-1
at St. John's (NY)	02/25/2023	95-86	W	8-7-8	15-0-0	8-2-1	DNP	2-5-0	DNP	DNP	18-9-1	20-2-3	DNP	9-6-1
DePaul	03/01/2023	88-59	W	12-5-6	9-2-3	4-0-2	DNP	11-6-4	2-1-0	0-1-0	26-5-0	3-2-0	DNP	10-4-0
at Villanova	03/04/2023	71-59	W	9-3-3	0-1-1	3-2-1	DNP	16-6-4	0-0-0	DNP	9-9-0	24-4-1	DNP	0-2-0



**2022-23 UConn Men's Basketball  
Points-rebounds-assists  
All games**

Opponent	Date	Score		33	35	40	41	44
				ROUMOGLOU,	JOHNSON,SA	JOHNSON JR	HENDRY,EMM	JACKSON JR
Stonehill	11/07/2022	85-54	W	2-1-0	7-3-0	0-0-0	0-0-0	DNP
Boston U.	11/11/2022	86-57	W	2-1-0	DNP	0-0-0	0-0-0	DNP
Buffalo	11/15/2022	84-64	W	0-0-0	DNP	DNP	DNP	DNP
UNCW	11/18/2022	86-50	W	0-0-0	DNP	0-0-0	0-0-0	2-3-5
Delaware St.	11/20/2022	95-60	W	0-0-0	DNP	0-0-0	0-0-0	3-1-4
vs Oregon	11/24/2022	83-59	W	0-1-0	DNP	0-0-0	0-0-0	0-4-5
vs Alabama	11/25/2022	82-67	W	0-0-0	DNP	DNP	DNP	4-7-1
vs Iowa St.	11/27/2022	71-53	W	DNP	DNP	DNP	DNP	10-13-5
Oklahoma St.	12/01/2022	74-64	W	DNP	DNP	DNP	DNP	11-7-6
at Florida	12/07/2022	75-54	W	0-0-0	DNP	DNP	DNP	8-8-4
LIU	12/10/2022	114-61	W	0-2-1	DNP	0-0-0	0-0-0	8-3-7
at Butler	12/17/2022	68-46	W	DNP	DNP	DNP	DNP	3-6-6
Georgetown	12/20/2022	84-73	W	DNP	DNP	DNP	DNP	7-8-8
Villanova	12/28/2022	74-66	W	DNP	DNP	DNP	DNP	10-6-2
at Xavier	12/31/2022	73-83	L	DNP	DNP	DNP	DNP	14-10-8
at Providence	01/04/2023	61-73	L	DNP	DNP	DNP	DNP	3-3-4
Creighton	01/07/2023	69-60	W	DNP	DNP	DNP	DNP	7-9-2
at Marquette	01/11/2023	76-82	L	DNP	DNP	DNP	DNP	9-4-6
St. John's (NY)	01/15/2023	74-85	L	0-0-0	DNP	DNP	DNP	2-6-1
at Seton Hall	01/18/2023	66-67	L	DNP	DNP	DNP	DNP	5-10-4
Butler	01/22/2023	86-56	W	0-0-0	2-2-1	0-0-0	0-0-0	2-4-4
Xavier	01/25/2023	79-82	L	DNP	DNP	DNP	DNP	6-2-2
at DePaul	01/31/2023	90-76	W	0-0-0	2-1-0	DNP	DNP	2-8-4
at Georgetown	02/04/2023	68-62	W	DNP	0-0-0	DNP	DNP	7-10-7
Marquette	02/07/2023	87-72	W	DNP	DNP	DNP	DNP	5-4-1
at Creighton	02/11/2023	53-56	L	DNP	DNP	DNP	DNP	6-6-0
Seton Hall	02/18/2023	64-55	W	DNP	DNP	DNP	DNP	15-10-3
Providence	02/22/2023	87-69	W	DNP	DNP	DNP	DNP	4-6-4
at St. John's (NY)	02/25/2023	95-86	W	DNP	DNP	DNP	DNP	15-5-3
DePaul	03/01/2023	88-59	W	0-0-0	0-1-0	DNP	DNP	11-8-9
at Villanova	03/04/2023	71-59	W	0-0-0	0-0-0	DNP	DNP	10-7-5



**2022-23 UConn Men's Basketball  
Team Overall Conference  
All games**

**Summary**

Player	Overall Statistics										Conference Statistics									
	GP-GS	MIN/G	FG%	3FG%	FT%	R/G	A/G	STL	BLK	PTS/G	GP-GS	MIN/G	FG%	3FG%	FT%	R/G	A/G	STL	BLK	PTS/G
SANOGO, Adama	31-31	26.5	.586	.362	.782	7.2	1.3	27	23	16.9	20-20	27.8	.568	.357	.763	7.6	1.3	15	14	16.2
HAWKINS, Jordan	29-29	29.6	.407	.378	.877	3.9	1.3	24	17	16.4	20-20	32.3	.399	.357	.900	4.4	1.2	17	12	17.3
NEWTON, Tristen	31-31	28.6	.380	.351	.809	4.2	4.5	38	9	10.1	20-20	29.1	.397	.350	.813	4.1	4.6	23	6	10.1
KARABAN, Alex	31-30	28.9	.471	.397	.833	4.4	1.9	18	21	9.7	20-20	29.8	.458	.396	.889	4.7	1.9	14	13	9.6
CLINGAN, Donovan	31-0	13.3	.657	.000	.513	5.8	0.4	14	57	7.3	20-0	12.3	.577	.000	.500	5.2	0.5	6	34	5.6
JACKSON JR., Andre	28-23	28.9	.411	.288	.698	6.4	4.3	28	18	6.8	20-20	30.2	.408	.296	.677	6.6	4.2	16	10	7.2
CALCATERRA, Joey	30-0	14.3	.432	.457	.864	1.8	1.3	18	2	5.7	19-0	10.8	.329	.364	1.000	1.2	1.0	9	1	3.6
ALLEYNE, Nahiem	31-8	17.9	.342	.288	.818	1.3	0.8	13	2	4.6	20-0	15.5	.313	.298	.800	1.1	0.7	5	2	3.9
DIARRA, Hassan	28-2	14.5	.321	.206	.514	1.5	2.0	25	6	2.7	17-0	12.7	.359	.235	.526	1.1	1.5	15	4	2.5
JOHNSON, Samson	6-1	6.3	.500	.000	1.000	1.2	0.2	2	0	1.8	5-0	4.3	.333	.000	.000	0.8	0.2	2	0	0.8
SPRINGS, Richie	13-0	2.5	.625	.000	.600	0.8	0.2	0	0	1.0	4-0	0.9	1.000	.000	.000	0.3	0.0	0	0	0.5
ROUMOGLOU, Apostolos	14-0	1.6	.200	.000	1.000	0.4	0.1	1	0	0.3	5-0	1.2	.000	.000	.000	0.0	0.0	0	0	0.0
HURLEY, Andrew	9-0	1.4	.200	.000	.000	0.1	0.0	1	0	0.2	2-0	1.3	.000	.000	.000	0.5	0.0	0	0	0.0
JOHNSON JR., Andre	7-0	1.2	.000	.000	.000	0.0	0.0	0	0	0.0	1-0	0.8	.000	.000	.000	0.0	0.0	0	0	0.0
HENDRY, Emmett	7-0	0.9	.000	.000	.000	0.0	0.0	0	0	0.0	1-0	0.8	.000	.000	.000	0.0	0.0	0	0	0.0
HASSON, Yarin	7-0	1.2	.000	.000	.000	0.1	0.0	0	1	0.0	1-0	0.8	.000	.000	.000	1.0	0.0	0	0	0.0
<b>Totals</b>	<b>31</b>		<b>.459</b>	<b>.356</b>	<b>.758</b>	<b>39.2</b>	<b>17.3</b>	<b>209</b>	<b>156</b>	<b>79.0</b>	<b>20</b>		<b>.439</b>	<b>.345</b>	<b>.767</b>	<b>38.9</b>	<b>16.5</b>	<b>122</b>	<b>96</b>	<b>75.7</b>
<b>Opponent</b>	<b>31</b>		<b>.408</b>	<b>.297</b>	<b>.736</b>	<b>30.1</b>	<b>8.9</b>	<b>205</b>	<b>94</b>	<b>64.8</b>	<b>20</b>		<b>.422</b>	<b>.306</b>	<b>.759</b>	<b>30.9</b>	<b>9.9</b>	<b>129</b>	<b>64</b>	<b>68.4</b>

**Scoring**

Player	Overall Statistics								Conference Statistics							
	FG-FGA	FG%	3FG-3FGA	3FG%	FT-FTA	FT%	PTS	PTS/G	FG-FGA	FG%	3FG-3FGA	3FG%	FT-FTA	FT%	PTS	PTS/G
SANOGO, Adama	214-365	.586	17-47	.362	79-101	.782	524	16.9	134-236	.568	10-28	.357	45-59	.763	323	16.2
HAWKINS, Jordan	146-359	.407	84-222	.378	100-114	.877	476	16.4	105-263	.399	55-154	.357	81-90	.900	346	17.3
NEWTON, Tristen	84-221	.380	34-97	.351	110-136	.809	312	10.1	58-146	.397	21-60	.350	65-80	.813	202	10.1
KARABAN, Alex	106-225	.471	54-136	.397	35-42	.833	301	9.7	70-153	.458	36-91	.396	16-18	.889	192	9.6
CLINGAN, Donovan	94-143	.657	0-1	.000	39-76	.513	227	7.3	45-78	.577	0-0	.000	22-44	.500	112	5.6
JACKSON JR., Andre	69-168	.411	21-73	.288	30-43	.698	189	6.8	53-130	.408	16-54	.296	21-31	.677	143	7.2
CALCATERRA, Joey	57-132	.432	37-81	.457	19-22	.864	170	5.7	24-73	.329	16-44	.364	5-5	1.000	69	3.6
ALLEYNE, Nahiem	51-149	.342	23-80	.288	18-22	.818	143	4.6	26-83	.313	14-47	.298	12-15	.800	78	3.9
DIARRA, Hassan	25-78	.321	7-34	.206	19-37	.514	76	2.7	14-39	.359	4-17	.235	10-19	.526	42	2.5
JOHNSON, Samson	4-8	.500	0-2	.000	3-3	1.000	11	1.8	2-6	.333	0-2	.000	0-0	.000	4	0.8
SPRINGS, Richie	5-8	.625	0-0	.000	3-5	.600	13	1.0	1-1	1.000	0-0	.000	0-0	.000	2	0.5
ROUMOGLOU, Apostolos	1-5	.200	0-1	.000	2-2	1.000	4	0.3	0-3	.000	0-1	.000	0-0	.000	0	0.0
HURLEY, Andrew	1-5	.200	0-1	.000	0-0	.000	2	0.2	0-1	.000	0-0	.000	0-0	.000	0	0.0
JOHNSON JR., Andre	0-1	.000	0-1	.000	0-0	.000	0	0.0	0-0	.000	0-0	.000	0-0	.000	0	0.0
HENDRY, Emmett	0-0	.000	0-0	.000	0-0	.000	0	0.0	0-0	.000	0-0	.000	0-0	.000	0	0.0
HASSON, Yarin	0-2	.000	0-1	.000	0-0	.000	0	0.0	0-1	.000	0-0	.000	0-0	.000	0	0.0
<b>Totals</b>	<b>857-1869</b>	<b>.459</b>	<b>277-777</b>	<b>.356</b>	<b>457-603</b>	<b>.758</b>	<b>2448</b>	<b>79.0</b>	<b>532-1213</b>	<b>.439</b>	<b>172-498</b>	<b>.345</b>	<b>277-361</b>	<b>.767</b>	<b>1513</b>	<b>75.7</b>
<b>Opponent</b>	<b>688-1686</b>	<b>.408</b>	<b>146-492</b>	<b>.297</b>	<b>488-663</b>	<b>.736</b>	<b>2010</b>	<b>64.8</b>	<b>469-1111</b>	<b>.422</b>	<b>105-343</b>	<b>.306</b>	<b>324-427</b>	<b>.759</b>	<b>1367</b>	<b>68.4</b>



**2022-23 UConn Men's Basketball  
Team Overall Conference  
All games**

**Totals**

Player	Overall Statistics									Conference Statistics								
	O-REB	D-REB	TOTAL	PF	FO	A	TO	A/TO	HI PTS	O-REB	D-REB	TOTAL	PF	FO	A	TO	A/TO	HI PTS
SANOGO, Adama	76	148	224	90	2	39	57	0.7	27	55	96	151	61	2	26	38	0.7	27
HAWKINS, Jordan	31	83	114	67	1	39	42	0.9	31	26	62	88	49	1	24	32	0.8	31
NEWTON, Tristen	32	98	130	60	0	139	74	1.9	23	22	60	82	41	0	91	45	2.0	23
KARABAN, Alex	50	87	137	73	1	58	35	1.7	19	35	59	94	45	1	37	21	1.8	17
CLINGAN, Donovan	75	105	180	63	0	13	33	0.4	21	44	60	104	40	0	10	24	0.4	20
JACKSON JR., Andre	55	123	178	79	4	120	56	2.1	15	46	86	132	57	3	83	46	1.8	15
CALCATERRA, Joey	14	39	53	32	1	40	25	1.6	15	7	16	23	19	1	19	12	1.6	15
ALLEYNE, Nahiem	11	28	39	48	0	26	20	1.3	13	5	17	22	26	0	13	10	1.3	13
DIARRA, Hassan	12	29	41	40	0	57	33	1.7	11	7	11	18	23	0	25	13	1.9	8
JOHNSON, Samson	5	2	7	5	0	1	2	0.5	7	3	1	4	1	0	1	2	0.5	2
SPRINGS, Richie	3	7	10	4	0	3	0	3.0	5	1	0	1	0	0	0	0	0.0	2
ROUMOGLOU, Apostolos	1	4	5	4	0	1	2	0.5	2	0	0	0	1	0	0	0	0.0	0
HURLEY, Andrew	0	1	1	0	0	0	1	0.0	2	0	1	1	0	0	0	0	0.0	0
JOHNSON JR., Andre	0	0	0	0	0	0	0	0.0	0	0	0	0	0	0	0	0	0.0	0
HENDRY, Emmett	0	0	0	0	0	0	0	0.0	0	0	0	0	0	0	0	0	0.0	0
HASSON, Yarin	1	0	1	3	0	0	0	0.0	0	1	0	1	0	0	0	0	0.0	0
<b>Totals</b>	<b>416</b>	<b>798</b>	<b>1214</b>	<b>568</b>	<b>9</b>	<b>536</b>	<b>400</b>	<b>1.3</b>	<b>114</b>	<b>283</b>	<b>495</b>	<b>778</b>	<b>363</b>	<b>8</b>	<b>329</b>	<b>256</b>	<b>1.3</b>	<b>95</b>
<b>Opponent</b>	<b>282</b>	<b>651</b>	<b>933</b>	<b>544</b>	<b>14</b>	<b>277</b>	<b>420</b>	<b>0.7</b>	<b>86</b>	<b>194</b>	<b>423</b>	<b>617</b>	<b>329</b>	<b>9</b>	<b>197</b>	<b>234</b>	<b>0.8</b>	<b>86</b>



**2022-23 UConn Men's Basketball  
Team High/Low Analysis  
All games**

**UConn - Game Highs**

<b>POINTS</b>	114		LIU (12/10/2022)
	95		at St. John's (NY) (02/25/2023)
	95		Delaware St. (11/20/2022)
	90		at DePaul (01/31/2023)
	88		DePaul (03/01/2023)
<b>FIELD GOALS MADE</b>	45		LIU (12/10/2022)
	35		DePaul (03/01/2023)
	35		Delaware St. (11/20/2022)
<b>FIELD GOAL ATTEMPTS</b>	72		LIU (12/10/2022)
	71		at Butler (12/17/2022)
<b>FIELD GOAL PERCENTAGE</b>	.625	(45-72)	LIU (12/10/2022)
	.574	(35-61)	Delaware St. (11/20/2022)
<b>3 PT FG MADE</b>	17		vs Oregon (N) (11/24/2022)
	14		LIU (12/10/2022)
<b>3 PT FG ATTEMPTS</b>	37		at Xavier (12/31/2022)
	37		vs Oregon (N) (11/24/2022)
<b>3 PT FG PERCENTAGE</b>	.522	(12-23)	Marquette (02/07/2023)
	.500	(12-24)	at Georgetown (02/04/2023)
<b>FREE THROWS MADE</b>	30		at DePaul (01/31/2023)
	26		at St. John's (NY) (02/25/2023)
<b>FREE THROW ATTEMPTS</b>	34		at DePaul (01/31/2023)
	33		at St. John's (NY) (02/25/2023)
	33		Oklahoma St. (12/01/2022)
<b>FREE THROW PERCENTAGE</b>	1.000	(4-4)	at Creighton (02/11/2023)
	.929	(13-14)	at Villanova (03/04/2023)
	.929	(13-14)	Providence (02/22/2023)
	.929	(13-14)	at Seton Hall (01/18/2023)
<b>REBOUNDS</b>	54		at Butler (12/17/2022)
	48		Marquette (02/07/2023)
	48		Butler (01/22/2023)
	48		vs Iowa St. (N) (11/27/2022)
<b>ASSISTS</b>	29		LIU (12/10/2022)
	25		Delaware St. (11/20/2022)
<b>STEALS</b>	12		Villanova (12/28/2022)
	11		Buffalo (11/15/2022)
	11		Stonehill (11/07/2022)
<b>BLOCKED SHOTS</b>	11		at St. John's (NY) (02/25/2023)
	11		at Marquette (01/11/2023)
<b>TURNOVERS</b>	21		St. John's (NY) (01/15/2023)
	19		vs Iowa St. (N) (11/27/2022)
<b>FOULS</b>	30		St. John's (NY) (01/15/2023)
	27		at Providence (01/04/2023)



**2022-23 UConn Men's Basketball  
Team High/Low Analysis  
All games**

**Opponent - Game Highs**

<b>POINTS</b>	86		at St. John's (NY) (02/25/2023)
	85		St. John's (NY) (01/15/2023)
	83		at Xavier (12/31/2022)
	82		Xavier (01/25/2023)
	82		at Marquette (01/11/2023)
<b>FIELD GOALS MADE</b>	31		Xavier (01/25/2023)
	30		at St. John's (NY) (02/25/2023)
	30		St. John's (NY) (01/15/2023)
<b>FIELD GOAL ATTEMPTS</b>	65		at St. John's (NY) (02/25/2023)
	61		Creighton (01/07/2023)
<b>FIELD GOAL PERCENTAGE</b>	.538	(28-52)	at Xavier (12/31/2022)
	.534	(31-58)	Xavier (01/25/2023)
<b>3 PT FG MADE</b>	10		Xavier (01/25/2023)
	9		at DePaul (01/31/2023)
<b>3 PT FG ATTEMPTS</b>	28		at Villanova (03/04/2023)
	22		Villanova (12/28/2022)
<b>3 PT FG PERCENTAGE</b>	.500	(10-20)	Xavier (01/25/2023)
	.450	(9-20)	at DePaul (01/31/2023)
<b>FREE THROWS MADE</b>	29		at Providence (01/04/2023)
	23		St. John's (NY) (01/15/2023)
	23		at Xavier (12/31/2022)
<b>FREE THROW ATTEMPTS</b>	37		St. John's (NY) (01/15/2023)
	35		at Providence (01/04/2023)
<b>FREE THROW PERCENTAGE</b>	1.000	(16-16)	Butler (01/22/2023)
	.944	(17-18)	Villanova (12/28/2022)
<b>REBOUNDS</b>	49		Creighton (01/07/2023)
	41		at Providence (01/04/2023)
<b>ASSISTS</b>	20		at Xavier (12/31/2022)
	17		Xavier (01/25/2023)
<b>STEALS</b>	13		vs Iowa St. (N) (11/27/2022)
	11		Marquette (02/07/2023)
	11		at Xavier (12/31/2022)
<b>BLOCKED SHOTS</b>	8		Butler (01/22/2023)
	7		at Georgetown (02/04/2023)
<b>TURNOVERS</b>	24		Stonehill (11/07/2022)
	21		LIU (12/10/2022)
	21		vs Alabama (N) (11/25/2022)
<b>FOULS</b>	25		Oklahoma St. (12/01/2022)
	24		vs Alabama (N) (11/25/2022)





**2022-23 UConn Men's Basketball  
Team High/Low Analysis  
All games**

**UConn - Game Lows**

<b>POINTS</b>	53		at Creighton (02/11/2023)
	61		at Providence (01/04/2023)
	64		Seton Hall (02/18/2023)
	66		at Seton Hall (01/18/2023)
	68		at Georgetown (02/04/2023)
	68		at Butler (12/17/2022)
<b>FIELD GOALS MADE</b>	21		at Creighton (02/11/2023)
	21		Creighton (01/07/2023)
	21		Villanova (12/28/2022)
	21		Oklahoma St. (12/01/2022)
<b>FIELD GOAL ATTEMPTS</b>	52		Seton Hall (02/18/2023)
	52		UNCW (11/18/2022)
<b>FIELD GOAL PERCENTAGE</b>	.323	(21-65)	at Creighton (02/11/2023)
	.350	(21-60)	Creighton (01/07/2023)
<b>3 PT FG MADE</b>	4		Seton Hall (02/18/2023)
	4		at DePaul (01/31/2023)
<b>3 PT FG ATTEMPTS</b>	16		at DePaul (01/31/2023)
	19		Butler (01/22/2023)
	19		at Florida (12/07/2022)
<b>3 PT FG PERCENTAGE</b>	.182	(4-22)	Seton Hall (02/18/2023)
	.208	(5-24)	Stonehill (11/07/2022)
<b>FREE THROWS MADE</b>	2		at Georgetown (02/04/2023)
	2		at Butler (12/17/2022)
<b>FREE THROW ATTEMPTS</b>	4		at Creighton (02/11/2023)
	4		at Butler (12/17/2022)
<b>FREE THROW PERCENTAGE</b>	.400	(2-5)	at Georgetown (02/04/2023)
	.444	(4-9)	at Xavier (12/31/2022)
<b>REBOUNDS</b>	28		Georgetown (12/20/2022)
	29		Villanova (12/28/2022)
<b>ASSISTS</b>	8		Creighton (01/07/2023)
	10		at Creighton (02/11/2023)
<b>STEALS</b>	2		at Butler (12/17/2022)
	3		UNCW (11/18/2022)
<b>BLOCKED SHOTS</b>	1		St. John's (NY) (01/15/2023)
	2		at Creighton (02/11/2023)
	2		at Seton Hall (01/18/2023)
	2		at Xavier (12/31/2022)
	2		vs Iowa St. (N) (11/27/2022)
<b>TURNOVERS</b>	5		Creighton (01/07/2023)
	7		Georgetown (12/20/2022)
	7		Oklahoma St. (12/01/2022)
<b>FOULS</b>	12		Butler (01/22/2023)
	13		DePaul (03/01/2023)
	13		Buffalo (11/15/2022)



**2022-23 UConn Men's Basketball  
Team High/Low Analysis  
All games**

**Opponent - Game Lows**

<b>POINTS</b>	46		at Butler (12/17/2022)
	50		UNCW (11/18/2022)
	53		vs Iowa St. (N) (11/27/2022)
	54		at Florida (12/07/2022)
	54		Stonehill (11/07/2022)
<b>FIELD GOALS MADE</b>	16		at Butler (12/17/2022)
	16		at Florida (12/07/2022)
	16		Stonehill (11/07/2022)
<b>FIELD GOAL ATTEMPTS</b>	45		Stonehill (11/07/2022)
	47		vs Oregon (N) (11/24/2022)
<b>FIELD GOAL PERCENTAGE</b>	.296	(16-54)	at Butler (12/17/2022)
	.302	(16-53)	at Florida (12/07/2022)
<b>3 PT FG MADE</b>	2		Seton Hall (02/18/2023)
	2		St. John's (NY) (01/15/2023)
	2		Creighton (01/07/2023)
	2		LIU (12/10/2022)
	2		Delaware St. (11/20/2022)
	2		Boston U. (11/11/2022)
<b>3 PT FG ATTEMPTS</b>	9		LIU (12/10/2022)
	9		Delaware St. (11/20/2022)
<b>3 PT FG PERCENTAGE</b>	.125	(2-16)	Creighton (01/07/2023)
	.154	(2-13)	St. John's (NY) (01/15/2023)
<b>FREE THROWS MADE</b>	6		vs Iowa St. (N) (11/27/2022)
	9		at Georgetown (02/04/2023)
	9		Buffalo (11/15/2022)
<b>FREE THROW ATTEMPTS</b>	10		vs Iowa St. (N) (11/27/2022)
	13		Xavier (01/25/2023)
	13		at Butler (12/17/2022)
	13		Buffalo (11/15/2022)
<b>FREE THROW PERCENTAGE</b>	.560	(14-25)	vs Oregon (N) (11/24/2022)
	.600	(6-10)	vs Iowa St. (N) (11/27/2022)
<b>REBOUNDS</b>	19		vs Iowa St. (N) (11/27/2022)
	20		Providence (02/22/2023)
<b>ASSISTS</b>	5		DePaul (03/01/2023)
	5		Creighton (01/07/2023)
	5		LIU (12/10/2022)
	5		Oklahoma St. (12/01/2022)
	5		Delaware St. (11/20/2022)
<b>STEALS</b>	1		Creighton (01/07/2023)
	2		Georgetown (12/20/2022)
<b>BLOCKED SHOTS</b>	0		Villanova (12/28/2022)
	0		vs Iowa St. (N) (11/27/2022)
<b>TURNOVERS</b>	8		Marquette (02/07/2023)
	9		Providence (02/22/2023)
	9		at Seton Hall (01/18/2023)
	9		at Providence (01/04/2023)
<b>FOULS</b>	9		at Xavier (12/31/2022)
	9		at Butler (12/17/2022)



**2022-23 UConn Men's Basketball  
Player Highs Analysis  
All games**

**UConn - Individual Game Highs**

<b>POINTS</b>	31		Jordan Hawkins vs St. John's (NY) (01/15/2023)
	28		Jordan Hawkins vs Xavier (01/25/2023)
	27		Adama Sanogo at Butler (12/17/2022)
	27		Adama Sanogo vs Boston U. (11/11/2022)
	26		Adama Sanogo vs DePaul (03/01/2023)
	26		Jordan Hawkins at DePaul (01/31/2023)
	26		Adama Sanogo vs Creighton (01/07/2023)
	26		Jordan Hawkins vs Oklahoma St. (12/01/2022)
	26		Adama Sanogo vs Delaware St. (11/20/2022)
<b>FIELD GOALS MADE</b>	13		Adama Sanogo at Butler (12/17/2022)
	12		Adama Sanogo vs Boston U. (11/11/2022)
<b>FIELD GOAL ATTEMPTS</b>	21		Adama Sanogo at Butler (12/17/2022)
	20		Adama Sanogo vs Creighton (01/07/2023)
<b>FIELD GOAL PERCENTAGE (min 5 made)</b>	1.000	(10-10)	Donovan Clingan vs LIU (12/10/2022)
	1.000	(5-5)	Donovan Clingan vs Buffalo (11/15/2022)
<b>3 PT FG MADE</b>	6		Jordan Hawkins vs LIU (12/10/2022)
	5		Jordan Hawkins vs Marquette (02/07/2023)
	5		Jordan Hawkins vs Xavier (01/25/2023)
	5		Jordan Hawkins vs Oklahoma St. (12/01/2022)
	5		Jordan Hawkins vs Oregon (N) (11/24/2022)
	5		Tristen Newton vs Oregon (N) (11/24/2022)
<b>3 PT FG ATTEMPTS</b>	14		Jordan Hawkins vs Oregon (N) (11/24/2022)
	12		Andre Jackson Jr. at Xavier (12/31/2022)
<b>3 PT FG PERCENTAGE (min 2 made)</b>	1.000	(3-3)	Nahiem Alleyne vs Providence (02/22/2023)
	1.000	(2-2)	Joey Calcaterra vs Oklahoma St. (12/01/2022)
	1.000	(2-2)	Joey Calcaterra vs Alabama (N) (11/25/2022)
	1.000	(2-2)	Adama Sanogo vs Oregon (N) (11/24/2022)
<b>FREE THROWS MADE</b>	14		Tristen Newton vs Buffalo (11/15/2022)
	12		Jordan Hawkins at DePaul (01/31/2023)
<b>FREE THROW ATTEMPTS</b>	17		Tristen Newton vs Buffalo (11/15/2022)
	14		Jordan Hawkins at DePaul (01/31/2023)
<b>FREE THROW PERCENTAGE (min 3 made)</b>	1.000	(9-9)	Jordan Hawkins vs St. John's (NY) (01/15/2023)
	1.000	(8-8)	Tristen Newton at DePaul (01/31/2023)
	1.000	(8-8)	Adama Sanogo vs UNCW (11/18/2022)
	1.000	(7-7)	Jordan Hawkins vs Xavier (01/25/2023)
	1.000	(6-6)	Tristen Newton at Seton Hall (01/18/2023)
	1.000	(6-6)	Jordan Hawkins vs Creighton (01/07/2023)
	1.000	(6-6)	Tristen Newton vs Villanova (12/28/2022)
	1.000	(6-6)	Tristen Newton vs Alabama (N) (11/25/2022)
	1.000	(5-5)	Tristen Newton vs Providence (02/22/2023)
	1.000	(5-5)	Jordan Hawkins at Marquette (01/11/2023)
	1.000	(4-4)	Jordan Hawkins at St. John's (NY) (02/25/2023)
	1.000	(4-4)	Joey Calcaterra at St. John's (NY) (02/25/2023)
	1.000	(4-4)	Tristen Newton vs Seton Hall (02/18/2023)
	1.000	(4-4)	Adama Sanogo at Seton Hall (01/18/2023)
	1.000	(3-3)	Adama Sanogo vs DePaul (03/01/2023)
	1.000	(3-3)	Jordan Hawkins vs Providence (02/22/2023)
	1.000	(3-3)	Jordan Hawkins vs Seton Hall (02/18/2023)
	1.000	(3-3)	Nahiem Alleyne at Creighton (02/11/2023)
	1.000	(3-3)	Jordan Hawkins vs Marquette (02/07/2023)
1.000	(3-3)	Alex Karaban at Marquette (01/11/2023)	
<b>REBOUNDS</b>	15		Adama Sanogo vs Boston U. (11/11/2022)
	14		Adama Sanogo vs Butler (01/22/2023)
	14		Adama Sanogo at Butler (12/17/2022)



**2022-23 UConn Men's Basketball  
Player Highs Analysis  
All games**

**UConn - Individual Game Highs**

<b>ASSISTS</b>	12	Tristen Newton vs Marquette (02/07/2023)
	11	Tristen Newton vs Buffalo (11/15/2022)
<b>STEALS</b>	4	Hassan Diarra vs Villanova (12/28/2022)
	4	Tristen Newton vs Alabama (N) (11/25/2022)
	4	Tristen Newton vs Buffalo (11/15/2022)
	4	Nahiem Alleyne vs Stonehill (11/07/2022)
<b>BLOCKED SHOTS</b>	5	Donovan Clingan at St. John's (NY) (02/25/2023)
	5	Donovan Clingan at Marquette (01/11/2023)
<b>TURNOVERS</b>	8	Tristen Newton vs Iowa St. (N) (11/27/2022)
	7	Jordan Hawkins vs St. John's (NY) (01/15/2023)
<b>FOULS</b>	5	Andre Jackson Jr. vs Marquette (02/07/2023)
	5	Adama Sanogo at DePaul (01/31/2023)
	5	Andre Jackson Jr. at DePaul (01/31/2023)
	5	Jordan Hawkins vs Xavier (01/25/2023)
	5	Adama Sanogo at Seton Hall (01/18/2023)
	5	Andre Jackson Jr. vs St. John's (NY) (01/15/2023)
	5	Joey Calcaterra vs St. John's (NY) (01/15/2023)
	5	Alex Karaban at Xavier (12/31/2022)
	5	Andre Jackson Jr. vs Delaware St. (11/20/2022)



**2022-23 UConn Men's Basketball  
Player Highs Analysis  
All games**

**Opponent - Individual Game Highs**

<b>POINTS</b>	27		Bryce Hopkins at Providence (01/04/2023)
	23		Caleb Daniels vs Villanova (12/28/2022)
	21		Brandon Murray at Georgetown (02/04/2023)
	21		Souley Boum vs Xavier (01/25/2023)
	21		Jevin Muniz vs Delaware St. (11/20/2022)
<b>FIELD GOALS MADE</b>	9		Caleb Daniels vs Villanova (12/28/2022)
	8		Brandon Murray at Georgetown (02/04/2023)
	8		Colby Jones vs Xavier (01/25/2023)
	8		Primo Spears vs Georgetown (12/20/2022)
<b>FIELD GOAL ATTEMPTS</b>	18		Brandon Murray at Georgetown (02/04/2023)
	17		Al-Amir Dawes vs Seton Hall (02/18/2023)
	17		Primo Spears vs Georgetown (12/20/2022)
<b>FIELD GOAL PERCENTAGE (min 5 made)</b>	.833	(5-6)	Jerome Hunter vs Xavier (01/25/2023)
	.778	(7-9)	Javan Johnson at DePaul (01/31/2023)
<b>3 PT FG MADE</b>	5		Souley Boum vs Xavier (01/25/2023)
	4		Jared Bynum vs Providence (02/22/2023)
	4		Javan Johnson at DePaul (01/31/2023)
<b>3 PT FG ATTEMPTS</b>	10		Justin Moore at Villanova (03/04/2023)
	8		Al-Amir Dawes at Seton Hall (01/18/2023)
<b>3 PT FG PERCENTAGE (min 2 made)</b>	1.000	(2-2)	Connor Turnbull vs Butler (01/22/2023)
	1.000	(2-2)	Bryce Hopkins at Providence (01/04/2023)
	1.000	(2-2)	Riley Kugel at Florida (12/07/2022)
	1.000	(2-2)	Rylan Griffen vs Alabama (N) (11/25/2022)
	1.000	(2-2)	Daman Tate vs Boston U. (11/11/2022)
<b>FREE THROWS MADE</b>	13		Bryce Hopkins at Providence (01/04/2023)
	9		Ed Croswell at Providence (01/04/2023)
	9		Jerome Hunter at Xavier (12/31/2022)
<b>FREE THROW ATTEMPTS</b>	15		Bryce Hopkins at Providence (01/04/2023)
	11		Da'Sean Nelson at DePaul (01/31/2023)
	11		Qudus Wahab vs Georgetown (12/20/2022)
<b>FREE THROW PERCENTAGE (min 3 made)</b>	1.000	(9-9)	Jerome Hunter at Xavier (12/31/2022)
	1.000	(8-8)	David Jones at St. John's (NY) (02/25/2023)
	1.000	(6-6)	Bryce Hopkins vs Providence (02/22/2023)
	1.000	(6-6)	Chuck Harris vs Butler (01/22/2023)
	1.000	(5-5)	Oso Ighodaro at Marquette (01/11/2023)
	1.000	(4-4)	Eric Dixon at Villanova (03/04/2023)
	1.000	(4-4)	Ryan Kalkbrenner at Creighton (02/11/2023)
	1.000	(4-4)	Souley Boum vs Xavier (01/25/2023)
	1.000	(4-4)	Simas Lukosius vs Butler (01/22/2023)
	1.000	(4-4)	Dylan Addae-Wusu vs St. John's (NY) (01/15/2023)
	1.000	(4-4)	Jordan Longino vs Villanova (12/28/2022)
	1.000	(4-4)	Trey Bonham at Florida (12/07/2022)
	1.000	(4-4)	Avery Anderson, III vs Oklahoma St. (12/01/2022)
	1.000	(4-4)	Cole Bergan vs Stonehill (11/07/2022)
	1.000	(3-3)	Al-Amir Dawes vs Seton Hall (02/18/2023)
	1.000	(3-3)	Sean Jones vs Marquette (02/07/2023)
	1.000	(3-3)	Ryan Kalkbrenner vs Creighton (01/07/2023)
1.000	(3-3)	Caleb Daniels vs Villanova (12/28/2022)	
1.000	(3-3)	Brandon Slater vs Villanova (12/28/2022)	
1.000	(3-3)	Ali Ali at Butler (12/17/2022)	
<b>REBOUNDS</b>	16		Arthur Kaluma vs Creighton (01/07/2023)
	13		Joel Soriano vs St. John's (NY) (01/15/2023)
	13		Ed Croswell at Providence (01/04/2023)
<b>ASSISTS</b>	8		Umoja Gibson at DePaul (01/31/2023)
	8		Tyler Kolek at Marquette (01/11/2023)



2022-23 UConn Men's Basketball  
Player Highs Analysis  
All games

**Opponent - Individual Game Highs**

<b>STEALS</b>	5	Chuck Harris vs Butler (01/22/2023)
	4	Dylan Addae-Wusu vs St. John's (NY) (01/15/2023)
	4	Gabe Kalscheur vs Iowa St. (N) (11/27/2022)
<b>BLOCKED SHOTS</b>	4	Ryan Kalkbrenner vs Creighton (01/07/2023)
	3	Myles Wilmoth vs Butler (01/22/2023)
	3	Connor Turnbull vs Butler (01/22/2023)
<b>TURNOVERS</b>	8	Brandon Murray vs Georgetown (12/20/2022)
	8	RJ Greene vs LIU (12/10/2022)
<b>FOULS</b>	5	Joel Soriano at St. John's (NY) (02/25/2023)
	5	Stevie Mitchell vs Marquette (02/07/2023)
	5	Brandon Murray at Georgetown (02/04/2023)
	5	Umoja Gibson at DePaul (01/31/2023)
	5	Yor Anei at DePaul (01/31/2023)
	5	Zach Freemantle vs Xavier (01/25/2023)
	5	Andre Curbelo vs St. John's (NY) (01/15/2023)
	5	Bryce Hopkins at Providence (01/04/2023)
	5	Jordan Longino vs Villanova (12/28/2022)
	5	Moussa Cisse vs Oklahoma St. (12/01/2022)
	5	Quincy Guerrier vs Oregon (N) (11/24/2022)
	5	Raymond Somerville vs Delaware St. (11/20/2022)
	5	Isaac Jack vs Buffalo (11/15/2022)
5	Jonnivius Smith vs Buffalo (11/15/2022)	



**2022-23 UConn Men's Basketball  
Category Leaders  
All games**

**Points**

##	Player	G	Pts	Pts/G
21	Sanogo, Adama	31	524	16.9
24	Hawkins, Jordan	29	476	16.4
2	Newton, Tristen	31	312	10.1
11	Karaban, Alex	31	301	9.7
32	Clingan, Donovan	31	227	7.3
44	Jackson Jr., Andre	28	189	6.8
3	Calcaterra, Joey	30	170	5.7
4	Alleyne, Nahiem	31	143	4.6
5	Diarra, Hassan	28	76	2.7
13	Springs, Richie	13	13	1.0
35	Johnson, Samson	6	11	1.8
33	Roumoglou, Apostolos	14	4	0.3
20	Hurley, Andrew	9	2	0.2

**Scoring Average**

##	Player	G	Pts	Pts/G
21	Sanogo, Adama	31	524	16.9
24	Hawkins, Jordan	29	476	16.4
2	Newton, Tristen	31	312	10.1
11	Karaban, Alex	31	301	9.7
32	Clingan, Donovan	31	227	7.3
44	Jackson Jr., Andre	28	189	6.8
3	Calcaterra, Joey	30	170	5.7
4	Alleyne, Nahiem	31	143	4.6
5	Diarra, Hassan	28	76	2.7
35	Johnson, Samson	6	11	1.8
13	Springs, Richie	13	13	1.0
33	Roumoglou, Apostolos	14	4	0.3
20	Hurley, Andrew	9	2	0.2

**Field Goal Percentage**

##	Player	FG	Att	Pct
32	Clingan, Donovan	94	143	.657
13	Springs, Richie	5	8	.625
21	Sanogo, Adama	214	365	.586
35	Johnson, Samson	4	8	.500
11	Karaban, Alex	106	225	.471
3	Calcaterra, Joey	57	132	.432
44	Jackson Jr., Andre	69	168	.411
24	Hawkins, Jordan	146	359	.407
2	Newton, Tristen	84	221	.380
4	Alleyne, Nahiem	51	149	.342
5	Diarra, Hassan	25	78	.321
33	Roumoglou, Apostolos	1	5	.200
20	Hurley, Andrew	1	5	.200

**Field Goal Attempts**

##	Player	G	Att	Att/G
21	Sanogo, Adama	31	365	11.8
24	Hawkins, Jordan	29	359	12.4
11	Karaban, Alex	31	225	7.3
2	Newton, Tristen	31	221	7.1
44	Jackson Jr., Andre	28	168	6.0

**Field Goals Made**

##	Player	G	Made	Made/G
21	Sanogo, Adama	31	214	6.9
24	Hawkins, Jordan	29	146	5.0
11	Karaban, Alex	31	106	3.4
32	Clingan, Donovan	31	94	3.0
2	Newton, Tristen	31	84	2.7



### 3-Point FG Percentage

##	Player	3FG	Att	Pct
3	Calcaterra, Joey	37	81	.457
11	Karaban, Alex	54	136	.397
24	Hawkins, Jordan	84	222	.378
21	Sanogo, Adama	17	47	.362
2	Newton, Tristen	34	97	.351
44	Jackson Jr., Andre	21	73	.288
4	Alleyne, Nahiem	23	80	.288
5	Diarra, Hassan	7	34	.206

### 3-Point FG Attempts

##	Player	G	Att	Att/G
24	Hawkins, Jordan	29	222	7.7
11	Karaban, Alex	31	136	4.4
2	Newton, Tristen	31	97	3.1
3	Calcaterra, Joey	30	81	2.7
4	Alleyne, Nahiem	31	80	2.6

### 3-Point FG Made

##	Player	G	Made	Made/G
24	Hawkins, Jordan	29	84	2.9
11	Karaban, Alex	31	54	1.7
3	Calcaterra, Joey	30	37	1.2
2	Newton, Tristen	31	34	1.1
4	Alleyne, Nahiem	31	23	0.7

### Free Throw Percentage

##	Player	Made	Att	Pct
35	Johnson, Samson	3	3	1.000
33	Roumoglou, Apostolos	2	2	1.000
24	Hawkins, Jordan	100	114	.877
3	Calcaterra, Joey	19	22	.864
11	Karaban, Alex	35	42	.833
4	Alleyne, Nahiem	18	22	.818
2	Newton, Tristen	110	136	.809
21	Sanogo, Adama	79	101	.782
44	Jackson Jr., Andre	30	43	.698
13	Springs, Richie	3	5	.600
5	Diarra, Hassan	19	37	.514
32	Clingan, Donovan	39	76	.513

### Free Throw Attempts

##	Player	G	Att	Att/G
2	Newton, Tristen	31	136	4.4
24	Hawkins, Jordan	29	114	3.9
21	Sanogo, Adama	31	101	3.3
32	Clingan, Donovan	31	76	2.5
44	Jackson Jr., Andre	28	43	1.5

### Free Throws Made

##	Player	G	Made	Made/G
2	Newton, Tristen	31	110	3.5
24	Hawkins, Jordan	29	100	3.4
21	Sanogo, Adama	31	79	2.5
32	Clingan, Donovan	31	39	1.3
11	Karaban, Alex	31	35	1.1

### Rebounds

##	Player	G	Reb	Reb/G
21	Sanogo, Adama	31	224	7.2
32	Clingan, Donovan	31	180	5.8
44	Jackson Jr., Andre	28	178	6.4
11	Karaban, Alex	31	137	4.4
2	Newton, Tristen	31	130	4.2

### Assists

##	Player	G	Ast	Ast/G
2	Newton, Tristen	31	139	4.5
44	Jackson Jr., Andre	28	120	4.3
11	Karaban, Alex	31	58	1.9
5	Diarra, Hassan	28	57	2.0
3	Calcaterra, Joey	30	40	1.3

### Rebounds Average

##	Player	G	Reb	Reb/G
21	Sanogo, Adama	31	224	7.2
44	Jackson Jr., Andre	28	178	6.4
32	Clingan, Donovan	31	180	5.8
11	Karaban, Alex	31	137	4.4
2	Newton, Tristen	31	130	4.2

### Steals

##	Player	G	Stl	Stl/G
2	Newton, Tristen	31	38	1.2
44	Jackson Jr., Andre	28	28	1.0
21	Sanogo, Adama	31	27	0.9
5	Diarra, Hassan	28	25	0.9
24	Hawkins, Jordan	29	24	0.8





2022-23 UConn Men's Basketball  
Category Leaders  
All games

Page 3/3  
as of Mar 05, 2023

### Offensive Rebounds

##	Player	G	OReb	OReb/G
21	Sanogo, Adama	31	76	2.5
32	Clingan, Donovan	31	75	2.4
44	Jackson Jr., Andre	28	55	2.0
11	Karaban, Alex	31	50	1.6
2	Newton, Tristen	31	32	1.0

### Blocked Shots

##	Player	G	Blk	Blk/G
32	Clingan, Donovan	31	57	1.8
21	Sanogo, Adama	31	23	0.7
11	Karaban, Alex	31	21	0.7
44	Jackson Jr., Andre	28	18	0.6
24	Hawkins, Jordan	29	17	0.6

### Defensive Rebounds

##	Player	G	DReb	DReb/G
21	Sanogo, Adama	31	148	4.8
44	Jackson Jr., Andre	28	123	4.4
32	Clingan, Donovan	31	105	3.4
2	Newton, Tristen	31	98	3.2
11	Karaban, Alex	31	87	2.8

### Minutes

##	Player	G	Min	Min/G
11	Karaban, Alex	31	896	28:53
2	Newton, Tristen	31	887	28:36
24	Hawkins, Jordan	29	860	29:39
21	Sanogo, Adama	31	821	26:28
44	Jackson Jr., Andre	28	809	28:53

### Fouls

##	Player	G	PF	PF/G
21	Sanogo, Adama	31	90	2.9
44	Jackson Jr., Andre	28	79	2.8
11	Karaban, Alex	31	73	2.4
24	Hawkins, Jordan	29	67	2.3
32	Clingan, Donovan	31	63	2.0

### Turnovers

##	Player	G	TO	TO/G
2	Newton, Tristen	31	74	2.4
21	Sanogo, Adama	31	57	1.8
44	Jackson Jr., Andre	28	56	2.0
24	Hawkins, Jordan	29	42	1.4
11	Karaban, Alex	31	35	1.1

### Foul Outs

##	Player	G	FO
44	Jackson Jr., Andre	28	4
21	Sanogo, Adama	31	2
24	Hawkins, Jordan	29	1
11	Karaban, Alex	31	1
3	Calcaterra, Joey	30	1

















# 2022-23 UCONN GAME-BY-GAME BOX SCORES

Game #29 - UConn 95, St. John's 86  
February 25, 2023 - Madison Square Garden, New York, N.Y.



Official Basketball Box Score - Final  
**UConn at St. John's (NY)**  
02/25/23 Madison Square Garden, New York  
2022-23 Men's Basketball

Game Time: 12:00 PM  
Game Duration: 2:14  
Attendance: 12,241

Officials: Pat Driscoll, Jeff Clark, Tony Chiazza

UConn - 95

Record: 22-7 (11-7)

NO. Name	Min	FG			FT			Rebounds		Fouls		TP	AS	TO	ST	Blocks		+/-
		M-A	M-A	M-A	OR	DR	TOT	PF	FD	BS	BA							
11 Alex Karaban	F 18:09	1-5	0-3	0-0	1	4	5	4	2	2	0	2	1	1	1	1	1	3
21 Adama Sanogo	F 26:08	5-9	0-1	8-10	3	6	9	3	6	18	1	2	0	1	1	1	8	
2 Tristen Newton	G 33:31	2-7	1-2	3-6	4	3	7	1	5	8	8	4	2	0	0	7		
24 Jordan Hawkins	G 34:00	6-18	4-10	4-4	0	2	2	3	1	20	3	2	3	1	1	4		
44 Andre Jackson Jr.	G 38:09	5-6	1-2	4-5	1	4	5	2	3	15	3	3	0	2	0	15		
4 Nahiem Alleyne	G 19:14	3-6	0-3	2-2	1	1	2	1	8	1	0	1	0	1	0	3		
32 Donovan Clingan	G 13:24	4-7	0-0	1-2	5	1	6	3	1	9	1	1	1	1	5	0	0	
3 Joey Calcaterra	G 17:25	4-6	3-4	4-4	0	0	0	3	2	15	0	0	1	0	0	5		
Team					2	0	2			0	0							
<b>Totals</b>		30-64	9-25	26-33	17	21	38	21	21	95	17	14	9	11	3	9		

Shooting By Period		
1 <sup>st</sup> FG%	18-39	46.2%
3PT%	6-16	37.5%
FT%	8-10	80%
2 <sup>nd</sup> FG%	12-25	48.0%
3PT%	3-9	33.3%
FT%	18-23	78.3%
GM FG%	30-64	46.9%
3PT%	9-25	36.0%
FT%	26-33	78.8%

Dead Ball Rebounds: 5, 2

Technical Fouls: Newton 1<sup>st</sup> 5:44

St. John's (NY) - 86

Record: 17-13 (7-12)

NO. Name	Min	FG			FT			Rebounds		Fouls		TP	AS	TO	ST	Blocks		+/-
		M-A	M-A	M-A	OR	DR	TOT	PF	FD	BS	BA							
11 Joel Soriano	F 32:10	3-7	0-0	6-8	3	8	11	5	4	12	3	1	1	1	2	1	-11	
22 Esahia Nyiwe	F 09:06	1-2	0-0	0-0	0	0	0	3	0	2	0	1	1	0	1	-1		
0 Posh Alexander	G 36:20	7-12	1-2	3-5	3	1	4	2	3	18	5	3	1	2	-5			
2 AJ Storr	G 32:48	7-15	1-3	5-8	1	2	3	0	5	20	0	3	0	1	-6			
5 Dylan Adae-Wusu	G 26:38	3-8	0-2	0-0	0	1	1	2	2	6	1	0	1	0	-8			
4 O'Mar Stanley	G 11:54	2-3	1-2	0-0	0	0	0	4	0	5	0	1	0	0	-2			
3 Andre Curbeo	G 23:03	4-7	0-0	0-0	2	1	3	4	1	8	3	1	2	0	-6			
23 David Jones	G 28:01	3-11	1-4	8-8	3	3	6	3	5	15	3	2	0	1	-6			
Team					3	1	4			0	1							
<b>Totals</b>		30-65	4-13	22-29	15	17	32	23	20	86	15	13	6	3	11	-9		

Shooting By Period		
1 <sup>st</sup> FG%	15-29	51.7%
3PT%	2-7	28.6%
FT%	9-12	75%
2 <sup>nd</sup> FG%	15-36	41.7%
3PT%	2-6	33.3%
FT%	13-17	76.5%
GM FG%	30-65	46.2%
3PT%	4-13	30.8%
FT%	22-29	75.9%

Dead Ball Rebounds: 4, 2

Technical Fouls: Nyiwe 1<sup>st</sup> 15:44 Adae-Wusu 2<sup>nd</sup> 9:32 Team 2<sup>nd</sup> 4:22

CON		SJU		Points from		CON		SJU		Period by Period Scoring		
Biggest lead	17 (2 <sup>nd</sup> 13:32)	3 (1 <sup>st</sup> 18:12)	Turnovers	13	12	1st	2nd	TOT				
Best Scoring Run	8 (1 <sup>st</sup> 15:44)	8 (2 <sup>nd</sup> 0:28)	Paint	38	44	CON	50	45	95			
Lead Changes	1		Second Chance	27	16	SJU	41	45	86			
Times Tied	1		Fast Breaks	19	13							
Time with Lead	36:18	02:12	Bench	32	28							

Game #30 - UConn 88, DePaul 59  
March 1, 2023 - XL Center, Hartford, Conn.



Official Basketball Box Score - Final  
**DePaul at UConn**  
03/01/23 XL Center, Hartford, Conn.  
2022-23 Men's Basketball

Game Time: 7:00 PM  
Game Duration: 1:49  
Attendance: 15,564

Officials: James Breeding, Lamar Simpson, Mike Palau

DePaul - 59

Record: 9-21 (3-16)

NO. Name	Min	FG			FT			Rebounds		Fouls		TP	AS	TO	ST	Blocks		+/-
		M-A	M-A	M-A	OR	DR	TOT	PF	FD	BS	BA							
1 Javan Johnson	F 34:13	3-11	2-4	2-2	1	2	3	1	1	10	0	1	0	2	0	-23		
11 Eral Penn	F 23:33	2-6	0-0	2-3	1	2	3	2	2	6	0	0	1	0	1	-19		
14 Nick Ongenda	C 31:45	6-11	0-0	5-7	3	3	6	3	5	17	0	3	2	2	0	-15		
2 Umoja Gibson	G 20:34	2-10	1-5	0-0	1	0	1	2	0	5	2	2	0	0	0	-33		
3 Jalen Terry	G 19:46	3-5	2-4	0-0	0	5	5	1	1	8	1	2	1	0	1	-11		
10 Yor Anei	G 08:15	1-2	0-0	0-0	1	0	1	3	1	2	1	0	0	0	0	-14		
23 Caleb Murphy	G 18:39	2-6	0-0	1-2	1	1	2	0	2	5	0	2	3	0	2	-16		
5 Philmon Gebrewhit	G 15:04	2-7	0-2	2-2	0	2	2	0	1	6	0	1	0	0	2	-6		
0 Zion Cruz	G 15:44	0-1	0-0	0-0	0	0	0	1	0	1	0	1	0	0	0	-7		
4 K.T. Raimey	G 12:27	0-1	0-0	0-0	0	1	1	0	0	0	0	1	1	0	0	-1		
Team					4	1	5			0	0							
<b>Totals</b>		21-60	5-15	12-16	12	17	29	13	13	59	5	14	8	4	6	-29		

Shooting By Period		
1 <sup>st</sup> FG%	7-31	22.6%
3PT%	0-4	0.0%
FT%	5-7	71.4%
2 <sup>nd</sup> FG%	14-29	48.3%
3PT%	5-11	45.5%
FT%	7-9	77.8%
GM FG%	21-60	35.0%
3PT%	5-15	33.3%
FT%	12-16	75.0%

Dead Ball Rebounds: 4, 0

Technical Fouls: NONE

UConn - 88

Record: 23-7 (12-7)

NO. Name	Min	FG			FT			Rebounds		Fouls		TP	AS	TO	ST	Blocks		+/-
		M-A	M-A	M-A	OR	DR	TOT	PF	FD	BS	BA							
11 Alex Karaban	F 28:44	4-9	2-4	1-1	2	4	6	1	1	11	4	2	1	2	0	29		
21 Adama Sanogo	F 22:33	11-14	1-2	3-3	2	3	5	3	5	26	0	1	2	1	0	21		
2 Tristen Newton	G 28:29	5-7	2-3	0-0	0	5	5	2	0	12	6	2	2	1	0	29		
24 Jordan Hawkins	G 28:56	1-9	1-6	0-0	1	1	2	0	2	3	0	0	0	1	1	29		
44 Andre Jackson Jr.	G 30:00	3-4	1-2	4-6	1	7	8	2	4	11	9	3	0	0	0	25		
24 Donovan Clingan	G 14:24	5-8	0-0	0-0	2	2	4	4	1	10	2	0	0	1	1	9		
4 Nahiem Alleyne	G 15:13	2-4	0-0	0-0	0	0	0	0	0	4	2	0	0	0	2	4		
3 Joey Calcaterra	G 18:56	3-5	3-5	0-0	0	2	2	0	0	9	3	3	3	0	0	2		
35 Samson Johnson	G 07:09	0-0	0-0	0-0	0	1	1	1	0	0	0	0	1	0	0	-3		
13 Richie Springs	G 02:05	1-1	0-0	0-0	1	0	1	0	0	2	0	0	0	0	0	0		
33 Apostolos Roumoglou	G 02:05	0-2	0-1	0-0	0	0	0	0	0	0	0	0	0	0	0	0		
20 Andrew Hurley	G 01:26	0-1	0-0	0-0	0	1	1	0	0	0	0	0	0	0	0	0		
Team					4	1	5			0	0							
<b>Totals</b>		35-64	10-23	8-10	13	27	40	13	13	88	24	13	9	6	4	29		

Shooting By Period		
1 <sup>st</sup> FG%	21-37	56.8%
3PT%	6-13	46.2%
FT%	3-4	75%
2 <sup>nd</sup> FG%	14-27	51.9%
3PT%	4-10	40.0%
FT%	5-6	83.3%
GM FG%	35-64	54.7%
3PT%	10-23	43.5%
FT%	8-10	80.0%

Dead Ball Rebounds: 1, 0

Technical Fouls: NONE

DePAUL		UCONN		Points from		DePAUL		UCONN		Period by Period Scoring		
Biggest lead	0 (1 <sup>st</sup> 20:00)	34 (1 <sup>st</sup> 6:03)	Turnovers	14	18	1st	2nd	TOT				
Best Scoring Run	5 (1 <sup>st</sup> 4:36)	27 (1 <sup>st</sup> 10:58)	Paint	26	46	DePAUL	19	40	59			
Lead Changes	0		Second Chance	10	16							
Times Tied	1		Fast Breaks	5	14	UCONN	51	37	88			
Time with Lead	00:00	37:48	Bench	13	25							

Game #31 - UConn 71, Villanova 59  
March 4, 2023 - Wells Fargo Center, Philadelphia, Pa.



Official Basketball Box Score - Final  
**UConn at Villanova**  
03/04/23 Wells Fargo Center, Philadelphia  
2022-23 Men's Basketball

Game Time: 7:30 PM  
Game Duration: 2:06  
Attendance: 16,254

Officials: Brian O'Connell, John Gaffney, Earl Walton

UConn - 71

Record: 24-7 (13-7)


NO. Name	Min	FG			FT			Rebounds		Fouls		TP	AS	TO	ST	Blocks		+/-
		M-A	M-A	M-A	OR	DR	TOT	PF	FD	BS	BA							




# 2022-23 UConn Huskies



**TRISTEN NEWTON**  
Sr. G 6-5 190  
El Paso, Texas




**JOEY CALCATERRA**  
Gr. G 6-3 180  
Novato, Calif.



**NAHIEM ALLEYNE**  
Sr. G 6-4 195  
Buford, Ga..



**HASSAN DIARRA**  
Jr. G 6-2 190  
Queens, N.Y..



**ALEX KARABAN**  
R-Fr. F 6-8 210  
Southborough, Mass.



**RICHIE SPRINGS**  
R-Jr. F 6-9 235  
Brooklyn, N.Y.




**ANDREW HURLEY**  
Jr. G 6-1 170  
Glastonbury, Conn.




**ADAMA SANOGO**  
Jr. F 6-9 245  
Bamako, Mali



**JORDAN HAWKINS**  
So. G 6-5 195  
Gaithersburg, Md.



**YARIN HASSON**  
Fr. F 6-9 180  
Gan Yavne, Israel



**DONOVAN CLINGAN**  
Fr. C 7-2 265  
Bristol, Conn.




**APOSTOLOS  
ROUMOGLOU**  
Fr. G 6-7 205  
Xanthi, Greece.



**SAMSON JOHNSON**  
So. F 6-10 215  
Lome, Togo



**ANDRE JOHNSON JR.**  
Fr. G 6-4 160  
Bristol, Conn.



**EMMETT HENDRY**  
Fr. G 6-3 155  
Brooklyn, N.Y.



**ANDRE JACKSON JR.**  
Jr. G 6-6 210  
Amsterdam, N.Y.



# 21 - Adama Sanogo

6-9 • 245 • Junior • Forward • Bamako, Mali (The Patrick School, Hillside, N.J.)

## Career Highs

- Points**  
30 vs. Auburn (N) (11/24/21)
- Field Goals Made**  
13 at Butler (12/17/22)
- Field Goals Attempted**  
25 vs. Auburn (N) (11/24/21)
- Three-Pt. Field Goals Made**  
3 at Creighton (2/11/23)
- Three-Pt. Field Goals Attempted**  
7 at Creighton (2/11/23)
- Free Throws Made**  
8 (2x), last at St. John's (MSG) (2/25/23)
- Free Throws Attempted**  
11 vs. St. John's (GP) (1/12/22)
- Rebounds**  
18 vs. St. John's (GP) (1/12/22)
- Assists**  
4 vs. Xavier (GP) (1/25/23)
- Steals**  
3 vs. New Mexico State (3/17/22)
- Blocks**  
6 (3x), last at Creighton (3/2/22)
- Minutes**  
40 vs. St. John's (GP) (1/12/22)

## Season Highs

- Points**  
27 (2x), last at Butler (12/17/22)
- Field Goals Made**  
13 at Butler (12/17/22)
- Field Goals Attempted**  
21 at Butler (12/17/22)
- Three-Pt. Field Goals Made**  
3 at Creighton (2/11/23)
- Three-Pt. Field Goals Attempted**  
7 at Creighton (2/11/23)
- Free Throws Made**  
8 (2x), last at St. John's (MSG) (2/25/23)
- Free Throws Attempted**  
10 at St. John's (MSG) (2/25/23)
- Rebounds**  
15 vs. Boston U. (GP) (11/11/22)
- Assists**  
4 vs. Xavier (GP) (1/25/23)
- Steals**  
2 (5x), last vs. DePaul (XL) (3/1/23)
- Blocks**  
3 vs. Providence (GP) (2/22/23)
- Minutes**  
33 (2x), last at Creighton (2/11/23)

## Player Notes

- Notched 11th career double-double and first of the season with 27 points, 15 rebounds against BU.
- Named BIG EAST Player of the Week on Nov. 14 and Nov. 21
- Game-high 25 points, with 4 reb, 2 assists, 2 blocks in win over Alabama
- Scored 27 points, grabbed 14 rebounds for 12th career double-double in win at Butler
- A 26-point, 9-rebound effort in win over Creighton
- Scored 25 points, grabbed 9 rebounds vs. DePaul
- 18 points and 7 rebounds vs. Marquette
- Fifth double-double of season, 15th of career, with 17 points, 10 rebounds at Creighton
- Scored 18 points, grabbed 9 rebounds in win over St. John's
- Had seventh 25-plus point game of the season with 26 vs. DePaul

## Career at UConn

- Named to 2020-21 BIG EAST All-Freshman Team.
- Named to 2021 BIG EAST All-Tournament Team.
- Named 1 of 5 finalists for 2022 Kareem Abdul-Jabbar Center of the Year Award.
- Named 2021-22 First Team All-BIG EAST.
- Named to 2021-22 USBWA All-District I Team.
- Named BIG EAST Player of Week twice, named to BIG EAST Weekly Honor Roll three times during 2021-22 season.
- Led BIG EAST in rebounding (8.9), led UConn in field goals made, rebounds, offensive rebounds.
- Named 2022-23 BIG EAST Preseason Player of Year, watch lists for NABC Player of Year, Abdul-Jabbar Center of Year Award.
- Will serve as 2022-23 team co-captain with Andre Jackson Jr.
- Scored 1,000th career point on a three-pointer at Georgetown (2/7/23)
- Named 2022-23 First Team All-BIG EAST, second consecutive season

## Career Stats

### SANOGO, Adama

SEASON	TEAM	GP-GS	MIN/AVG	Field Goals		3-Point		F-Throws		Rebounds				Scoring						
				FG-FGA	FG%	3FG-3FGA	3FG%	FT-FTA	FT%	OFF	DEF	TOT	AVG	PF-FO	A	TO	BLK	STL	PTS	AVG
2020-21	UConn	23-20	391/17.0	77-139	.554	0-0	.000	15-26	.577	35	75	110	4.8	65-2	13	31	21	9	169	7.3
2021-22	UConn	29-28	847/29.2	179-355	.504	0-1	.000	70-102	.686	105	151	256	8.8	85-2	29	68	55	25	428	14.8
2022-23	UConn	31-31	821/26.5	214-365	.586	17-47	.362	79-101	.782	76	148	224	7.2	90-2	39	57	23	27	524	16.9
<b>TOTAL</b>		<b>83-79</b>	<b>2058/24.8</b>	<b>470-859</b>	<b>.547</b>	<b>17-48</b>	<b>.354</b>	<b>164-229</b>	<b>.716</b>	<b>216</b>	<b>374</b>	<b>590</b>	<b>7.1</b>	<b>240-6</b>	<b>81</b>	<b>156</b>	<b>99</b>	<b>61</b>	<b>1121</b>	<b>13.5</b>

## 2022-23 Game By Game

### #21 SANOGO, Adama

Opponent	Date	GS	MIN	Total		3-Pointers		Free throws		Rebounds				PF	A	TO	BLK	STL	PTS	AVG	
				FG-FGA	PCT	3FG-3FGA	PCT	FT-FTA	PCT	OFF	DEF	TOT	AVG								
Stonehill	11/07/2022	*	19:26	8-11	.727	0-0	.000	3-4	.750	2	4	6	6.0	3	1	2	1	1	19	19.0	
Boston U.	11/11/2022	*	27:36	12-15	.800	2-3	.667	1-2	.500	4	11	15	10.5	2	2	3	1	1	27	23.0	
Buffalo	11/15/2022	*	21:34	4-11	.364	1-1	1.000	2-2	1.000	1	5	6	9.0	3	0	2	0	2	11	19.0	
UNCW	11/18/2022	*	26:53	8-12	.667	0-2	.000	8-8	1.000	0	5	5	8.0	1	0	0	0	0	24	20.3	
Delaware St.	11/20/2022	*	23:01	10-13	.769	1-1	1.000	5-6	.833	2	6	8	8.0	4	0	0	1	2	26	21.4	
vs Oregon	11/24/2022	*	23:01	5-7	.714	2-2	1.000	0-0	.000	2	4	6	7.7	4	1	2	1	1	12	19.8	
vs Alabama	11/25/2022	*	27:37	9-16	.563	1-4	.250	6-8	.750	1	3	4	7.1	3	2	3	2	0	25	20.6	
vs Iowa St.	11/27/2022	*	21:32	1-5	.200	0-1	.000	2-2	1.000	3	3	6	7.0	4	3	0	0	1	4	18.5	
Oklahoma St.	12/01/2022	*	32:31	7-14	.500	0-2	.000	6-8	.750	3	3	6	6.9	1	0	2	1	2	20	18.7	
at Florida	12/07/2022	*	19:30	8-13	.615	0-1	.000	1-2	.500	3	4	7	6.9	4	1	3	1	1	17	18.5	
LIU	12/10/2022	*	21:19	8-12	.667	0-2	.000	0-0	.000	0	4	4	6.6	0	2	2	1	1	16	18.3	
at Butler	12/17/2022	*	30:50	13-21	.619	1-1	1.000	0-1	.000	7	7	14	7.3	3	3	2	0	1	27	19.0	
Georgetown	12/20/2022	*	30:30	6-10	.600	1-1	1.000	1-2	.500	3	4	7	7.2	3	1	2	0	2	14	18.6	
Villanova	12/28/2022	*	24:50	3-6	.500	0-1	.000	1-2	.500	0	1	1	6.8	4	1	3	0	1	7	17.8	
at Xavier	12/31/2022	*	32:55	9-17	.529	0-1	.000	0-0	.000	2	4	6	6.7	2	1	2	0	0	18	17.8	
at Providence	01/04/2023	*	26:44	5-9	.556	0-0	.000	1-2	.500	3	4	7	6.8	2	1	1	1	1	11	17.4	
Creighton	01/07/2023	*	32:11	10-20	.500	2-5	.400	4-6	.667	0	9	9	6.9	3	1	1	1	0	26	17.9	
at Marquette	01/11/2023	*	18:49	5-7	.714	0-0	.000	0-1	.000	3	0	3	6.7	1	0	5	2	0	10	17.4	
St. John's (NY)	01/15/2023	*	29:55	6-9	.667	0-1	.000	2-2	1.000	2	8	10	6.8	4	3	2	0	1	14	17.3	
at Seton Hall	01/18/2023	*	28:28	6-14	.429	0-0	.000	4-4	1.000	1	4	5	6.8	5	0	3	0	0	16	17.2	
Butler	01/22/2023	*	23:25	6-12	.500	0-1	.000	5-6	.833	7	7	14	7.1	2	3	1	2	0	17	17.2	
Xavier	01/25/2023	*	33:11	4-7	.571	1-1	1.000	2-2	1.000	5	4	9	7.2	2	4	1	0	2	11	16.9	
at DePaul	01/31/2023	*	26:04	10-13	.769	0-0	.000	5-6	.833	1	8	9	7.3	5	0	0	1	0	25	17.3	
at Georgetown	02/04/2023	*	28:58	6-11	.545	1-1	1.000	2-3	.667	4	2	6	7.2	2	0	0	0	1	15	17.2	
Marquette	02/07/2023	*	29:51	8-14	.571	0-1	.000	2-4	.500	3	4	7	7.2	4	3	2	0	1	18	17.2	
at Creighton	02/11/2023	*	32:48	7-17	.412	3-7	.429	0-0	.000	3	7	10	7.3	2	2	1	0	1	17	17.2	
Seton Hall	02/18/2023	*	24:22	3-5	.600	0-1	.000	2-2	1.000	0	6	6	7.3	4	0	3	2	0	8	16.9	
Providence	02/22/2023	*	27:39	7-9	.778	0-1	.000	2-2	1.000	4	1	5	7.2	3	2	3	3	1	16	16.8	
at St. John's (NY)	02/25/2023	*	26:08	5-9	.556	0-1	.000	8-10	.800	3	6	9	7.2	3	1	2	1	0	18	16.9	
DePaul	03/01/2023	*	22:33	11-14	.786	1-2	.500	3-3	1.000	2	3	5	7.2	3	0	1	1	2	26	17.2	
at Villanova	03/04/2023	*	26:26	4-12	.333	0-2	.000	1-1	1.000	2	7	9	7.2	4	0	3	0	1	9	16.9	
<b>Totals</b>			<b>31</b>	<b>820:37</b>	<b>214-365</b>	<b>.586</b>	<b>17-47</b>	<b>.362</b>	<b>79-101</b>	<b>.782</b>	<b>76</b>	<b>148</b>	<b>224</b>	<b>7.2</b>	<b>90</b>	<b>39</b>	<b>57</b>	<b>23</b>	<b>27</b>	<b>524</b>	<b>16.9</b>

### Player Averages

Games Played	Minutes/game	Points/game	FG Pct	3FG Pct	FT Pct	Rebounds/game	Assists/game	Turnovers/game	Assist/Turnover ratio	Steals/game	Blocks/game
31	26.5	16.9	58.6	36.2	78.2	7.2	1.3	1.8	0.7	0.9	0.7



# 44 - Andre Jackson

6-6 • 210 • Junior • Guard • Amsterdam, N. Y. (Albany Academy)

## Career Highs

**Points**  
15 (2x), last at St. John's (MSG) (2/25/23)

**Field Goals Made**  
5 (4x), last at St. John's (MSG) (2/25/23)

**Field Goals Attempted**  
14 at Xavier (12/31/22)

**Three-Pt. Field Goals Made**  
4 at Xavier (12/31/22)

**Three-Pt. Field Goals Attempted**  
12 at Xavier (12/31/22)

**Free Throws Made**  
5 (3x), last vs. Seton Hall (GP) (2/18/23)

**Free Throws Attempted**  
7 vs. Seton Hall (GP) (2/18/23)

**Rebounds**  
16 at St. John's (2/13/22)

**Assists**  
9 vs. DePaul (XL) (3/1/23)

**Steals**  
4 at Xavier (2/11/22)

**Blocks**  
3 vs. LIU (GP) (11/17/21)

**Minutes**  
38 at St. John's (MSG) (2/25/23)

## Season Highs

**Points**  
15 (2x), last at St. John's (MSG) (2/25/23)

**Field Goals Made**  
5 (3x), last at St. John's (MSG) (2/25/23)

**Field Goals Attempted**  
14 at Xavier (12/31/22)

**Three-Pt. Field Goals Made**  
4 at Xavier (12/31/22)

**Three-Pt. Field Goals Attempted**  
12 at Xavier (12/31/22)

**Free Throws Made**  
5 vs. Seton Hall (GP) (2/18/23)

**Free Throws Attempted**  
7 vs. Seton Hall (GP) (2/18/23)

**Rebounds**  
13 vs. Iowa St. (N) (11/27/22)

**Assists**  
9 vs. DePaul (XL) (3/1/23)

**Steals**  
3 (2x), last vs. Villanova (XL) (12/28/22)

**Blocks**  
2 (4x), last at St. John's (MSG) (2/25/23)

**Minutes**  
38 at St. John's (MSG) (2/25/23)

## Player Notes

- Fractured pinky finger on right hand has kept him out of season's first three games
- Had double-double with 10 points, 13 rebounds in win over Iowa State
- Made first start of the season vs. Oklahoma St. and had 11 points, 7 rebs, 6 assists and 3 steals
- Had near triple-double vs. Xavier with 14 points, 10 rebounds, 8 assists
- Third double-double of season with career-high 15 points, 10 rebounds vs. Seton Hall
- Equaled career-high with 15 points, added 5 rebounds, 3 steals vs. St. John's
- Flirted with triple-double with 11 points, 8 rebounds, career-high 9 assists vs. DePaul

## Career at UConn

- Hit 9 Of 10 free throws during 2020-21 season.
- Started every game for Huskies in 2021-22, except for Senior Night.
- Led 2021-22 team in steals (1.2) and defensive rebounds (5.5).
- Named 2022-23 team co-captain with Adama Sanogo
- Named to BIG EAST Weekly Honor Roll three times in 2022-23

## Career Stats

### JACKSON JR., Andre

SEASON	TEAM	GP-GS	MIN/AVG	Field Goals		3-Point		F-Throws		Rebounds				PF-FO			A			TO BLK STL			PTS AVG	
				FG-FGA	FG%	3FG-3FGA	3FG%	FT-FTA	FT%	OFF	DEF	TOT	AVG	PF	FO	A	TO	BLK	STL	PTS	AVG			
2020-21	UConn	16-2	256/16.0	16-39	.410	2-17	.118	9-10	.900	10	36	46	2.9	44-1	25	19	4	7	43	2.7				
2021-22	UConn	33-32	962/29.2	78-183	.426	22-61	.361	45-63	.714	44	181	225	6.8	82-5	102	66	20	38	223	6.8				
2022-23	UConn	28-23	809/28.9	69-168	.411	21-73	.288	30-43	.698	55	123	178	6.4	79-4	120	56	18	28	189	6.8				
<b>TOTAL</b>		<b>77-57</b>	<b>2026/26.3</b>	<b>163-390</b>	<b>.418</b>	<b>45-151</b>	<b>.298</b>	<b>84-116</b>	<b>.724</b>	<b>109</b>	<b>340</b>	<b>449</b>	<b>5.8</b>	<b>205-10</b>	<b>247</b>	<b>141</b>	<b>42</b>	<b>73</b>	<b>455</b>	<b>5.9</b>				

## 2022-23 Game By Game

### #44 JACKSON JR., Andre

Opponent	Date	GS	MIN	Total		3-Pointers		Free throws		Rebounds				PF			A			TO BLK STL			PTS		AVG
				FG-FGA	PCT	3FG-3FGA	PCT	FT-FTA	PCT	OFF	DEF	TOT	AVG	PF	A	TO	BLK	STL	PTS						
UNCW	11/18/2022		19:30	1-2	.500	0-0	.000	0-0	.000	1	2	3	3.0	3	5	0	2	1	2	2	2.0				
Delaware St.	11/20/2022		12:49	1-2	.500	1-2	.500	0-0	.000	0	1	1	2.0	5	4	2	0	1	3	2.5					
vs Oregon	11/24/2022		23:33	0-3	.000	0-2	.000	0-2	.000	0	4	4	2.7	4	5	5	0	2	0	1.7					
vs Alabama	11/25/2022		26:35	2-8	.250	0-4	.000	0-0	.000	3	4	7	3.8	3	1	2	1	0	4	2.3					
vs Iowa St.	11/27/2022		32:32	3-8	.375	1-3	.333	3-4	.750	3	10	13	5.6	0	5	1	1	2	10	3.8					
Oklahoma St.	12/01/2022	*	30:32	4-7	.571	1-3	.333	2-2	1.000	2	5	7	5.8	3	6	0	0	3	11	5.0					
at Florida	12/07/2022	*	34:47	2-5	.400	2-5	.400	2-2	1.000	0	8	8	6.1	2	4	0	2	2	8	5.4					
LIU	12/10/2022	*	23:47	3-3	1.000	0-0	.000	2-2	1.000	0	3	3	5.8	2	7	0	2	1	8	5.8					
at Butler	12/17/2022	*	30:50	1-5	.200	1-3	.333	0-0	.000	2	4	6	5.8	4	6	3	1	0	3	5.4					
Georgetown	12/20/2022	*	33:05	3-5	.600	1-2	.500	0-0	.000	1	7	8	6.0	3	8	2	0	2	7	5.6					
Villanova	12/28/2022	*	30:06	3-11	.273	2-6	.333	2-2	1.000	2	4	6	6.0	3	2	3	1	3	10	6.0					
at Xavier	12/31/2022	*	37:00	5-14	.357	4-12	.333	0-2	.000	4	6	10	6.3	1	8	1	0	2	14	6.7					
at Providence	01/04/2023	*	21:27	1-7	.143	0-3	.000	1-1	1.000	1	2	3	6.1	4	4	1	0	1	3	6.4					
Creighton	01/07/2023	*	33:10	2-5	.400	1-3	.333	2-2	1.000	3	6	9	6.3	3	2	2	0	0	7	6.4					
at Marquette	01/11/2023	*	37:08	4-7	.571	1-3	.333	0-0	.000	2	2	4	6.1	3	6	3	1	1	9	6.6					
St. John's (NY)	01/15/2023	*	19:53	0-2	.000	0-0	.000	2-4	.500	1	5	6	6.1	5	1	2	0	1	2	6.3					
at Seton Hall	01/18/2023	*	31:23	2-4	.500	1-1	1.000	0-0	.000	4	6	10	6.4	2	4	3	0	0	5	6.2					
Butler	01/22/2023	*	25:29	1-3	.333	0-0	.000	0-0	.000	1	3	4	6.2	2	4	0	1	1	2	6.0					
Xavier	01/25/2023	*	25:41	3-12	.250	0-3	.000	0-0	.000	2	0	2	6.0	3	2	1	0	1	6	6.0					
at DePaul	01/31/2023	*	26:06	1-4	.250	0-1	.000	0-0	.000	2	6	8	6.1	5	4	5	0	1	2	5.8					
at Georgetown	02/04/2023	*	29:59	3-7	.429	1-1	1.000	0-0	.000	3	7	10	6.3	4	7	2	0	0	7	5.9					
Marquette	02/07/2023	*	23:19	2-5	.400	0-1	.000	1-2	.500	3	1	4	6.2	5	1	3	1	0	5	5.8					
at Creighton	02/11/2023	*	28:01	3-11	.273	0-4	.000	0-0	.000	3	3	6	6.2	2	0	3	0	1	6	5.8					
Seton Hall	02/18/2023	*	34:38	5-10	.500	0-4	.000	5-7	.714	4	6	10	6.3	1	3	2	1	1	15	6.2					
Providence	02/22/2023	*	33:31	2-3	.667	0-0	.000	0-0	.000	3	3	6	6.3	1	4	1	0	1	4	6.1					
at St. John's (NY)	02/25/2023	*	38:09	5-6	.833	1-2	.500	4-5	.800	1	4	5	6.3	2	3	3	2	0	15	6.5					
DePaul	03/01/2023	*	30:00	3-4	.750	1-2	.500	4-6	.667	1	7	8	6.3	2	9	3	0	0	11	6.6					
at Villanova	03/04/2023	*	35:33	4-5	.800	2-3	.667	0-0	.000	3	4	7	6.4	2	5	3	2	0	10	6.8					
<b>Totals</b>			<b>23</b>	<b>808:32</b>	<b>69-168</b>	<b>.411</b>	<b>21-73</b>	<b>.288</b>	<b>30-43</b>	<b>.698</b>	<b>55</b>	<b>123</b>	<b>178</b>	<b>6.4</b>	<b>79</b>	<b>120</b>	<b>56</b>	<b>18</b>	<b>28</b>	<b>189</b>	<b>6.8</b>				

### Player Averages

Games Played	Minutes/game	Points/game	FG Pct	3FG Pct	FT Pct	Rebounds/game	Assists/game	Turnovers/game	Assist/Turnover ratio	Steals/game	Blocks/game
28	28.9	6.8	41.1	28.8	69.8	6.4	4.3	2.0	2.1	1.0	0.6



# 3 - Joey Calcaterra

6-3 • 180 • Grad • Guard • Novato, Calif. (University of San Diego)

## Career Highs

**Points**  
23 at Santa Clara (2/18/21)

**Field Goals Made**  
9 at Santa Clara (2/18/21)

**Field Goals Attempted**  
17 vs. Hofstra (11/27/19)

**Three-Pt. Field Goals Made**  
4 (4x), last at UCLA (12/9/20)

**Three-Pt. Field Goals Attempted**  
10 vs. LMU (1/2/20)

**Free Throws Made**  
9 vs. Fresno State (11/12/19)

**Free Throws Attempted**  
9 (2x), last vs. Fresno State (11/12/19)

**Rebounds**  
8 vs. UIC (11/26/21)

**Assists**  
6 (2x), last vs. Delaware St. (XL) (11/20/22)

**Steals**  
4 vs. UC Irvine (11/5/19)

**Blocks**  
2 (3x), last at Cal Poly (12/16/20)

**Minutes**  
43.5 vs. Fresno State (11/12/19)

## Season Highs

**Points**  
15 (2x), last at St. John's (MSG) (2/25/23)

**Field Goals Made**  
6 (2x), las vs. Georgetown (GP) (12/20/22)

**Field Goals Attempted**  
11 vs. Georgetown (GP) (12/20/22)

**Three-Pt. Field Goals Made**  
3 (5x), last vs. DePaul (XL) (3/1/23)

**Three-Pt. Field Goals Attempted**  
5 (3x), last vs. DePaul (XL) (3/1/23)

**Free Throws Made**  
4 at St. John's (MSG) (2/25/23)

**Free Throws Attempted**  
4 (2x), last at St. John's (MSG) (2/25/23)

**Rebounds**  
5 (2x), last vs. Delaware St. (XL) (11/20/22)

**Assists**  
6 vs. Delaware St. (XL) (11/20/22)

**Steals**  
3 vs. DePaul (XL) (3/1/23)

**Blocks**  
1 vs. Iowa St. (N) (11/17/22)

**Minutes**  
31 vs. Buffalo (XL), (11/15/22)

## Player Notes

- Played 21 minutes off the bench in UConn debut, scoring 7 points, including two 3-pointers vs. Stonehill
- Scored season-high 15 points, including 3 three-pointers, in win over Buffalo
- Had season-high 5 rebounds vs. UNCW
- Had season-high 6 assists and equaled season-high 5 rebounds vs. Delaware St.
- Third straight double-figure scoring game against Alabama
- Had 14 points in 18 minutes vs. Gtown
- Equaled season high with 15 points against St. John's at MSG
- Had 3 three-pointers, 3 assists, 3 steals vs. DePaul

## Career at UConn

- Comes to UConn after a four-year career at University of San Diego
- Scored 1,000th career point with 5 points vs. Butler on 1/22/23

## Career Stats

### CALCATERRA, Joey

SEASON	TEAM	GP-GS	MIN/AVG	Field Goals		3-Point		F-Throws		Rebounds				Scoring						
				FG-FGA	FG%	3FG-3FGA	3FG%	FT-FTA	FT%	OFF	DEF	TOT	AVG	PF-FO	A	TO	BLK	STL	PTS	AVG
2018-19	SD	32-5	398/12.4	33-86	.384	10-32	.313	14-19	.737	1	28	29	0.9	29-0	24	16	5	9	90	2.8
2019-20	SD	32-32	901/28.1	123-320	.384	52-142	.366	67-82	.817	6	83	89	2.8	56-0	59	49	4	26	365	11.4
2020-21	SD	12-10	357/29.7	57-136	.419	20-53	.377	26-30	.867	1	36	37	3.1	17-0	22	4	12	160	13.3	
2021-22	SD	29-23	777/26.8	90-232	.388	33-95	.347	34-39	.872	7	75	82	2.8	47-0	39	50	2	20	247	8.5
2022-23	UConn	30-0	428/14.3	57-132	.432	37-81	.457	19-22	.864	14	39	53	1.8	32-1	40	25	2	18	170	5.7
<b>TOTAL FOR UConn</b>		<b>30-0</b>	<b>428/14.3</b>	<b>57-132</b>	<b>.432</b>	<b>37-81</b>	<b>.457</b>	<b>19-22</b>	<b>.864</b>	<b>14</b>	<b>39</b>	<b>53</b>	<b>1.8</b>	<b>32-1</b>	<b>40</b>	<b>25</b>	<b>2</b>	<b>18</b>	<b>170</b>	<b>5.7</b>
<b>TOTAL</b>		<b>135-70</b>	<b>2861/21.2</b>	<b>360-906</b>	<b>.397</b>	<b>152-403</b>	<b>.377</b>	<b>160-192</b>	<b>.833</b>	<b>29</b>	<b>261</b>	<b>290</b>	<b>2.1</b>	<b>181-1</b>	<b>184</b>	<b>162</b>	<b>17</b>	<b>85</b>	<b>1032</b>	<b>7.6</b>

## 2022-23 Game By Game

### #3 CALCATERRA, Joey

Opponent	Date	GS	MIN	Total		3-Pointers		Free throws		Rebounds				PF	A	TO	BLK	STL	PTS	AVG	
				FG-FGA	PCT	3FG-3FGA	PCT	FT-FTA	PCT	OFF	DEF	TOT	AVG								
Stonehill	11/07/2022		21:12	2-4	.500	2-3	.667	1-2	.500	1	2	3	3.0	1	0	2	0	1	7	7.0	
Boston U.	11/11/2022		22:18	1-3	.333	1-3	.333	1-2	.500	0	4	4	3.5	1	1	3	0	2	4	5.5	
Buffalo	11/15/2022		31:18	6-9	.667	3-5	.600	0-0	.000	2	0	2	3.0	0	1	2	0	2	15	8.7	
UNCW	11/18/2022		18:07	2-3	.667	0-1	.000	2-2	1.000	0	5	5	3.5	2	2	1	0	0	6	8.0	
Delaware St.	11/20/2022		20:03	4-6	.667	3-5	.600	0-0	.000	1	4	5	3.8	1	6	3	0	1	11	8.6	
vs Oregon	11/24/2022		20:30	4-5	.800	3-4	.750	0-0	.000	0	1	1	3.3	1	4	0	0	1	11	9.0	
vs Alabama	11/25/2022		18:13	3-4	.750	2-2	1.000	2-2	1.000	0	1	1	3.0	2	0	1	0	1	10	9.1	
vs Iowa St.	11/27/2022		24:25	2-5	.400	1-4	.250	3-3	1.000	1	2	3	3.0	0	1	0	1	0	8	9.0	
Oklahoma St.	12/01/2022		10:40	2-6	.333	2-2	1.000	3-4	.750	0	0	0	2.7	1	1	0	0	0	9	9.0	
at Florida	12/07/2022		17:56	4-7	.571	1-2	.500	2-2	1.000	1	2	3	2.7	1	2	0	0	1	11	9.2	
LIU	12/10/2022		18:18	3-7	.429	3-6	.500	0-0	.000	1	2	3	2.7	3	3	1	0	0	9	9.2	
at Butler	12/17/2022		11:58	1-5	.200	1-3	.333	0-0	.000	2	2	4	2.8	0	3	0	0	0	3	8.7	
Georgetown	12/20/2022		17:44	6-11	.545	1-4	.250	1-1	1.000	0	1	1	2.7	1	1	0	0	1	14	9.1	
Villanova	12/28/2022		07:03	0-2	.000	0-1	.000	0-0	.000	0	2	2	2.6	0	0	0	0	0	0	8.4	
at Xavier	12/31/2022		11:03	1-2	.500	1-2	.500	0-0	.000	0	0	0	2.5	3	1	1	0	0	3	8.1	
at Providence	01/04/2023		09:37	0-5	.000	0-4	.000	0-0	.000	1	0	1	2.4	1	0	0	0	0	0	7.6	
Creighton	01/07/2023		08:59	0-3	.000	0-2	.000	0-0	.000	0	1	1	2.3	0	0	0	0	0	2	0	7.1
at Marquette	01/11/2023		14:45	1-6	.167	1-4	.250	0-0	.000	0	0	0	2.2	0	2	0	1	1	3	6.9	
St. John's (NY)	01/15/2023		13:38	2-8	.250	2-4	.500	0-0	.000	3	1	4	2.3	5	1	1	0	0	6	6.8	
at Seton Hall	01/18/2023		10:52	1-3	.333	1-2	.500	0-0	.000	0	2	2	2.3	2	2	1	0	0	3	6.7	
Butler	01/22/2023		15:00	2-6	.333	1-3	.333	0-0	.000	0	1	1	2.2	0	2	2	0	0	5	6.6	
Xavier	01/25/2023		05:35	0-3	.000	0-3	.000	0-0	.000	0	0	0	2.1	0	0	0	0	0	0	6.3	
at DePaul	01/31/2023		02:34	0-0	.000	0-0	.000	0-0	.000	0	0	0	2.0	1	1	1	0	0	0	6.0	
at Georgetown	02/04/2023		09:48	1-1	1.000	1-1	1.000	0-0	.000	1	0	1	2.0	0	1	0	0	0	3	5.9	
Marquette	02/07/2023		09:43	1-3	.333	0-0	.000	0-0	.000	0	1	1	1.9	2	1	0	0	1	2	5.7	
at Creighton	02/11/2023		04:04	0-2	.000	0-1	.000	0-0	.000	0	1	1	1.9	0	0	1	0	0	0	5.5	
Providence	02/22/2023		05:31	1-2	.500	1-1	1.000	0-0	.000	0	1	1	1.9	0	0	0	0	0	3	5.4	
at St. John's (NY)	02/25/2023		17:25	4-6	.667	3-4	.750	4-4	1.000	0	0	0	1.8	3	0	0	0	1	15	5.8	
DePaul	03/01/2023		18:56	3-5	.600	3-5	.600	0-0	.000	0	2	2	1.8	0	3	3	0	3	9	5.9	
at Villanova	03/04/2023		11:06	0-0	.000	0-0	.000	0-0	.000	0	1	1	1.8	1	1	2	0	0	0	5.7	
<b>Totals</b>			<b>0</b>	<b>428:20</b>	<b>57-132</b>	<b>.432</b>	<b>37-81</b>	<b>.457</b>	<b>19-22</b>	<b>.864</b>	<b>14</b>	<b>39</b>	<b>53</b>	<b>1.8</b>	<b>32</b>	<b>40</b>	<b>25</b>	<b>2</b>	<b>18</b>	<b>170</b>	<b>5.7</b>

### Player Averages

Games Played	Minutes/game	Points/game	FG Pct	3FG Pct	FT Pct	Rebounds/game	Assists/game	Turnovers/game	Assist/Turnover ratio	Steals/game	Blocks/game
30	14.3	5.7	43.2	45.7	86.4	1.8	1.3	0.8	1.6	0.6	0.1



# 4 - Nahiem Alleyne

6-4 • 195 • Senior • Guard • Buford, Ga. (Virginia Tech)

## Career Highs

**Points**  
28 vs. Florida (N) (3/19/21)

**Field Goals Made**  
8 (2x), last vs. Notre Dame (1/15/22)

**Field Goals Attempted**  
18 vs. Florida (N) (3/19/21)

**Three-Pt. Field Goals Made**  
5 (4x), last at Clemson (3/5/22)

**Three-Pt. Field Goals Attempted**  
10 (3x), last at Clemson (3/5/22)

**Free Throws Made**  
10 vs. Memphis (11/24/21)

**Free Throws Attempted**  
11 (2x), last vs. Memphis (11/24/21)

**Rebounds**  
9 at Notre Dame (1/27/21)

**Assists**  
5 (2x), last vs. Wake Forest (2/27/21)

**Steals**  
4 (2x), last vs. Stonehill (XL) (11/7/22)

**Blocks**  
2 vs. Delaware State (11/20/19)

**Minutes**  
39 (2x), last vs. Clemson (N) (3/9/22)

## Season Highs

**Points**  
13 vs. Marquette (XL) (2/7/23)

**Field Goals Made**  
4 (5x), last vs. Marquette (XL) (2/7/23)

**Field Goals Attempted**  
11 (2x), last vs. Buffalo (XL) (11/15/22)

**Three-Pt. Field Goals Made**  
3 (4x), last vs. Providence (GP) (2/22/23)

**Three-Pt. Field Goals Attempted**  
7 vs. Buffalo (XL) (11/15/22)

**Free Throws Made**  
3 (2x), last at Creighton (2/11/23)

**Free Throws Attempted**  
3 (3x), last at Creighton (2/11/23)

**Rebounds**  
3 (4x), last at Georgetown (2/4/23)

**Assists**  
4 vs. Delaware St. (XL) (11/20/22)

**Steals**  
4 vs. Stonehill (XL) (11/7/22)

**Blocks**  
1 (2x), last at St. John's (MSG) (2/25/23)

**Minutes**  
38.5 vs. Buffalo (XL) (11/15/22)

## Player Notes

- Made first start at UConn in season opener, played a team-high 30:49, with 8 points and 4 steals vs. Stonehill.
- Had first double-figure game at UConn with 11 vs. Boston Uuniversity.
- Played season-high 38:33 and scored season-high 12 against Buffalo
- Season-high 4 assists vs. Delaware St.
- Had third double-figure game with 11 against LIU
- Came off the bench to score season-high 13 vs. Marquette

## Career at UConn

- Comes to UConn with two seasons of eligibility after three-year career at Virginia Tech.

## Career Stats

### ALLEYNE, Nahiem

SEASON	TEAM	GP-GS		Field Goals		3-Point		F-Throws		Rebounds				Scoring												
		MIN	AVG	FG-FGA	FG%	3FG-3FGA	3FG%	FT-FTA	FT%	OFF	DEF	TOT	AVG	PF-FO	A	TO	BLK	STL	PTS	AVG						
2019-20	VT	32	27	832	26.0	92	237	.388	49	126	.389	48	63	.762	6	69	75	2.3	51	1	46	27	6	12	281	8.8
2020-21	VT	22	21	623	28.3	78	199	.392	42	103	.408	46	57	.807	4	54	58	2.6	47	0	37	33	2	15	244	11.1
2021-22	VT	36	36	1121	31.1	116	305	.380	62	166	.373	52	61	.852	4	97	101	2.8	53	0	53	41	1	24	346	9.6
2022-23	UConn	31	8	555	17.9	51	149	.342	23	80	.288	18	22	.818	11	28	39	1.3	48	0	26	20	2	13	143	4.6
<b>TOTAL FOR UConn</b>		<b>31-8</b>	<b>555/17.9</b>	<b>51-149</b>	<b>.342</b>	<b>23-80</b>	<b>.288</b>	<b>18-22</b>	<b>.818</b>	<b>11</b>	<b>28</b>	<b>39</b>	<b>1.3</b>	<b>48-0</b>	<b>26</b>	<b>20</b>	<b>2</b>	<b>13</b>	<b>143</b>	<b>4.6</b>						
<b>TOTAL</b>		<b>121-92</b>	<b>3131/25.9</b>	<b>337-890</b>	<b>.379</b>	<b>176-475</b>	<b>.371</b>	<b>164-203</b>	<b>.808</b>	<b>25</b>	<b>248</b>	<b>273</b>	<b>2.3</b>	<b>199-1</b>	<b>162</b>	<b>121</b>	<b>11</b>	<b>64</b>	<b>1014</b>	<b>8.4</b>						

## 2022-23 Game By Game

### #4 ALLEYNE, Nahiem

Opponent	Date	GS	MIN	Total		3-Pointers		Free throws		Rebounds				PF	A	TO	BLK	STL	PTS	AVG
				FG-FGA	PCT	3FG-3FGA	PCT	FT-FTA	PCT	OFF	DEF	TOT	AVG							
Stonehill	11/07/2022	*	30:49	4-11	.364	0-4	.000	0-0	.000	0	0	0	0.0	1	0	2	0	4	8	8.0
Boston U.	11/11/2022	*	31:50	4-9	.444	3-6	.500	0-0	.000	0	0	0	0.0	2	0	1	0	0	11	9.5
Buffalo	11/15/2022	*	38:33	4-11	.364	1-7	.143	3-3	1.000	2	1	3	1.0	2	2	1	0	0	12	10.3
UNCW	11/18/2022	*	24:04	3-7	.429	2-4	.500	0-0	.000	0	1	1	1.0	4	1	1	0	0	8	9.8
Delaware St.	11/20/2022	*	28:35	3-5	.600	1-2	.500	2-2	1.000	1	1	2	1.2	3	4	0	0	0	9	9.6
vs Oregon	11/24/2022	*	13:43	2-5	.400	0-2	.000	0-0	.000	2	0	2	1.3	4	2	0	0	0	4	8.7
vs Alabama	11/25/2022	*	12:58	0-5	.000	0-3	.000	0-0	.000	0	3	3	1.6	2	0	0	0	0	0	7.4
vs Iowa St.	11/27/2022	*	17:49	1-3	.333	0-1	.000	0-0	.000	0	3	3	1.8	1	2	3	0	1	2	6.8
Oklahoma St.	12/01/2022		09:53	0-2	.000	0-1	.000	0-0	.000	1	1	2	1.8	1	1	0	0	0	0	6.0
at Florida	12/07/2022		15:27	0-2	.000	0-0	.000	0-0	.000	0	1	1	1.7	0	0	0	0	2	0	5.4
LIU	12/10/2022		21:22	4-6	.667	2-3	.667	1-2	.500	0	0	0	1.5	2	1	2	0	1	11	5.9
at Butler	12/17/2022		21:51	3-8	.375	3-5	.600	0-0	.000	0	2	2	1.6	1	1	0	0	0	9	6.2
Georgetown	12/20/2022		14:46	0-2	.000	0-2	.000	2-2	1.000	0	1	1	1.5	1	0	0	0	0	2	5.8
Villanova	12/28/2022		16:16	1-2	.500	0-1	.000	0-0	.000	0	0	0	1.4	1	1	0	0	0	2	5.6
at Xavier	12/31/2022		14:09	2-5	.400	2-4	.500	0-0	.000	0	0	0	1.3	1	0	2	0	0	6	5.6
at Providence	01/04/2023		11:18	1-3	.333	0-0	.000	0-0	.000	0	0	0	1.3	2	0	0	0	1	2	5.4
Creighton	01/07/2023		10:34	0-3	.000	0-1	.000	0-0	.000	0	0	0	1.2	2	0	0	0	0	0	5.1
at Marquette	01/11/2023		09:52	0-1	.000	0-1	.000	0-0	.000	1	0	1	1.2	2	3	0	0	0	0	4.8
St. John's (NY)	01/15/2023		14:07	0-4	.000	0-4	.000	1-2	.500	0	2	2	1.2	2	0	1	0	0	1	4.6
at Seton Hall	01/18/2023		07:19	0-2	.000	0-1	.000	0-0	.000	0	0	0	1.2	0	1	0	0	0	0	4.4
Butler	01/22/2023		11:33	1-3	.333	0-0	.000	0-0	.000	1	2	3	1.2	2	2	1	0	1	2	4.2
Xavier	01/25/2023		13:28	1-3	.333	1-3	.333	1-2	.500	0	2	2	1.3	1	0	1	0	0	4	4.2
at DePaul	01/31/2023		22:59	2-7	.286	1-4	.250	0-0	.000	0	0	0	1.2	3	1	1	0	0	5	4.3
at Georgetown	02/04/2023		16:09	1-4	.250	1-2	.500	0-0	.000	1	2	3	1.3	2	0	1	0	0	3	4.2
Marquette	02/07/2023		19:48	4-9	.444	3-6	.500	2-3	.667	0	0	0	1.2	0	1	0	0	0	13	4.6
at Creighton	02/11/2023		23:58	1-6	.167	0-3	.000	3-3	1.000	0	2	2	1.3	1	0	1	1	0	5	4.6
Seton Hall	02/18/2023		17:18	0-2	.000	0-1	.000	0-0	.000	0	0	0	1.2	1	0	0	0	1	0	4.4
Providence	02/22/2023		17:26	3-4	.750	3-3	1.000	0-0	.000	1	1	2	1.3	1	0	1	0	1	9	4.4
at St. John's (NY)	02/25/2023		19:14	3-6	.500	0-3	.000	2-2	1.000	1	1	2	1.3	2	1	0	1	1	8	4.7
DePaul	03/01/2023		15:13	2-4	.500	0-0	.000	0-0	.000	0	0	0	1.2	0	2	0	0	0	4	4.7
at Villanova	03/04/2023		12:27	1-5	.200	0-3	.000	1-1	1.000	0	2	2	1.3	1	1	0	0	0	3	4.6
<b>Totals</b>		<b>8</b>	<b>554:47</b>	<b>51-149</b>	<b>.342</b>	<b>23-80</b>	<b>.288</b>	<b>18-22</b>	<b>.818</b>	<b>11</b>	<b>28</b>	<b>39</b>	<b>1.3</b>	<b>48</b>	<b>26</b>	<b>20</b>	<b>2</b>	<b>13</b>	<b>143</b>	<b>4.6</b>

### Player Averages

Games Played	Minutes/game	Points/game	FG Pct	3FG Pct	FT Pct	Rebounds/game	Assists/game	Turnovers/game	Assist/Turnover ratio	Steals/game	Blocks/game
31	17.9	4.6	34.2	28.8	81.8	1.3	0.8	0.6	1.3	0.4	0.1



# 2- Tristen Newton

6-5 • 190 • Senior • Guard • El Paso, Texas (East Carolina University)

## Career Highs

- Points**  
32 vs. Tulane (1/5/22)
- Field Goals Made**  
11 vs. Tulane (1/5/22)
- Field Goals Attempted**  
19 (2x), UCF (1/18/22)
- Three-Pt. Field Goals Made**  
5 (4x), last vs. Oregon (N) (11/24/22)
- Three-Pt. Field Goals Attempted**  
10 vs. UCF (1/18/22)
- Free Throws Made**  
14 vs. Buffalo (XL) (11/15/22)
- Free Throws Attempted**  
17 vs. Buffalo (XL) (11/15/22)
- Rebounds**  
13 at Memphis (2/19/20)
- Assists**  
12 vs. Marquette (XL) (2/7/23)
- Steals**  
4 (3x), last vs. Alabama (N) (11/25/22)
- Blocks**  
2 vs. Creighton (GP) (1/7/23)
- Minutes**  
40 at Memphis (1/27/22)

## Season Highs

- Points**  
23 (2x), last vs. Xavier (GP) (1/25/23)
- Field Goals Made**  
7 vs. Oregon (N) (11/24/22)
- Field Goals Attempted**  
14 vs. Buffalo (XL) (11/15/22)
- Three-Pt. Field Goals Made**  
5 vs. Oregon (N) (11/24/22)
- Three-Pt. Field Goals Attempted**  
6 vs. Oregon (N) (11/24/22)
- Free Throws Made**  
14 vs. Buffalo (XL) (11/15/22)
- Free Throws Attempted**  
17 vs. Buffalo (XL) (11/15/22)
- Rebounds**  
10 (2x), last vs. Marquette (XL) (2/7/23)
- Assists**  
12 vs. Marquette (XL) (2/7/23)
- Steals**  
4 (2x), last vs. Alabama (N) (11/25/22)
- Blocks**  
2 vs. Creighton (GP) (1/7/23)
- Minutes**  
36 vs. Buffalo (XL) (11/15/22)

## Player Notes

- Started in UConn debut, playing 21 minutes, hitting 9 free throws, grabbed 6 rebounds, and handed out 3 assists in win over Stonehill.
- Recorded the 12th triple-double in UConn history with 22 points, 10 rebounds, 11 assists vs. Buffalo
- Season-high 23 points, with season-high 5 three-pointers, and 6 assists vs. Oregon
- Had 17 points, 7 assists in win over Georgetown
- Equaled season-high with 23 points, with 4 assists, vs. Xavier
- Had second straight 20-point game (21) with 3 assists and 3 steals at DePaul
- Had 15 points, 8 rebounds, 6 assists, 3 steals at Georgetown
- Had second triple-double of season (12-10-12) vs. Marquette

## Career at UConn

- Comes to UConn with two years of eligibility remaining after a three-year career at East Carolina.
- Only UConn player to ever have 2 triple-doubles in same season
- Named to BIG EAST Weekly Honor Roll on Nov. 28

## Career Stats

### NEWTON, Tristen

SEASON	TEAM	GP-GS	MIN/AVG	Field Goals			3-Point			F-Throws		Rebounds				Scoring				
				FG-FGA	FG%	3FG-3FGA	3FG%	FT-FTA	FT%	OFF	DEF	TOT	AVG	PF-FO	A	TO	BLK	STL	PTS	AVG
2019-20	ECU	31-19	928/29.9	103-264	.390	33-102	.324	101-126	.802	16	123	139	4.5	62-1	114	59	10	37	340	11.0
2020-21	ECU	17-16	533/31.3	49-141	.348	16-61	.262	34-38	.895	18	55	73	4.3	33-0	72	38	5	21	148	8.7
2021-22	ECU	30-30	1040/34.7	165-379	.435	48-144	.333	152-173	.879	25	119	144	4.8	71-1	151	104	9	43	530	17.7
2022-23	UConn	31-31	887/28.6	84-221	.380	34-97	.351	110-136	.809	32	98	130	4.2	60-0	139	74	9	38	312	10.1
<b>TOTAL FOR UConn</b>		<b>31-31</b>	<b>887/28.6</b>	<b>84-221</b>	<b>.380</b>	<b>34-97</b>	<b>.351</b>	<b>110-136</b>	<b>.809</b>	<b>32</b>	<b>98</b>	<b>130</b>	<b>4.2</b>	<b>60-0</b>	<b>139</b>	<b>74</b>	<b>9</b>	<b>38</b>	<b>312</b>	<b>10.1</b>
<b>TOTAL</b>		<b>109-96</b>	<b>3388/31.1</b>	<b>401-1005</b>	<b>.399</b>	<b>131-404</b>	<b>.324</b>	<b>397-473</b>	<b>.839</b>	<b>91</b>	<b>395</b>	<b>486</b>	<b>4.5</b>	<b>226-2</b>	<b>476</b>	<b>275</b>	<b>33</b>	<b>139</b>	<b>1330</b>	<b>12.2</b>

## 2022-23 Game By Game

### #2 NEWTON, Tristen

Opponent	Date	GS	MIN	Total			3-Pointers			Free throws		Rebounds				PF	A	TO	BLK	STL	PTS	AVG
				FG-FGA	PCT	3FG-3FGA	PCT	FT-FTA	PCT	OFF	DEF	TOT	AVG									
Stonehill	11/07/2022	*	21:14	0-5	.000	0-3	.000	9-12	.750	1	5	6	6.0	3	3	2	1	1	9	9.0		
Boston U.	11/11/2022	*	31:40	4-10	.400	2-4	.500	1-2	.500	0	6	6	6.0	3	1	4	0	0	11	10.0		
Buffalo	11/15/2022	*	35:50	4-14	.286	0-5	.000	14-17	.824	1	9	10	7.3	0	11	3	1	4	22	14.0		
UNCW	11/18/2022	*	20:44	2-4	.500	0-1	.000	4-5	.800	1	2	3	6.3	3	4	0	0	0	8	12.5		
Delaware St.	11/20/2022	*	19:21	2-4	.500	2-4	.500	0-1	.000	1	1	2	5.4	0	1	2	0	1	6	11.2		
vs Oregon	11/24/2022	*	28:56	7-10	.700	5-6	.833	4-5	.800	0	4	4	5.2	1	6	0	0	2	23	13.2		
vs Alabama	11/25/2022	*	34:17	1-6	.167	1-2	.500	6-6	1.000	1	3	4	5.0	3	8	1	1	4	9	12.6		
vs Iowa St.	11/27/2022	*	26:40	3-6	.500	2-4	.500	5-6	.833	3	1	4	4.9	2	3	8	0	0	13	12.6		
Oklahoma St.	12/01/2022	*	28:21	1-5	.200	0-2	.000	0-0	.000	1	1	2	4.6	2	1	2	0	2	2	11.4		
at Florida	12/07/2022	*	31:12	2-6	.333	1-2	.500	0-0	.000	1	4	5	4.6	1	3	5	0	0	5	10.8		
LIU	12/10/2022	*	25:55	0-5	.000	0-4	.000	2-2	1.000	0	2	2	4.4	1	7	2	0	1	2	10.0		
at Butler	12/17/2022	*	32:06	1-7	.143	1-5	.200	2-2	1.000	1	7	8	4.7	1	3	2	1	0	5	9.6		
Georgetown	12/20/2022	*	27:24	4-6	.667	2-4	.500	7-8	.875	0	2	2	4.5	1	7	2	0	1	17	10.2		
Villanova	12/28/2022	*	20:47	0-2	.000	0-1	.000	6-6	1.000	0	1	1	4.2	3	4	1	0	0	6	9.9		
at Xavier	12/31/2022	*	32:52	2-5	.400	2-3	.667	0-0	.000	2	5	7	4.4	4	7	4	1	1	6	9.6		
at Providence	01/04/2023	*	33:59	3-11	.273	0-3	.000	0-1	.000	1	1	2	4.3	4	5	2	0	0	6	9.4		
Creighton	01/07/2023	*	23:31	3-7	.429	2-3	.667	5-6	.833	1	3	4	4.2	2	1	0	2	1	13	9.6		
at Marquette	01/11/2023	*	27:39	3-8	.375	1-5	.200	0-0	.000	0	3	3	4.2	2	2	1	0	0	7	9.4		
St. John's (NY)	01/15/2023	*	18:17	0-1	.000	0-1	.000	0-2	.000	0	1	1	4.0	1	1	1	0	0	0	8.9		
at Seton Hall	01/18/2023	*	29:07	2-5	.400	1-4	.250	6-6	1.000	1	2	3	4.0	2	4	3	0	1	11	9.1		
Butler	01/22/2023	*	24:47	3-6	.500	0-1	.000	5-6	.833	0	4	4	4.0	2	2	2	0	1	11	9.1		
Xavier	01/25/2023	*	34:38	6-12	.500	2-5	.400	9-11	.818	3	1	4	4.0	3	4	5	0	1	23	9.8		
at DePaul	01/31/2023	*	33:24	6-12	.500	1-4	.250	8-8	1.000	0	0	0	3.8	2	3	0	0	3	21	10.3		
at Georgetown	02/04/2023	*	33:09	6-14	.429	3-5	.600	0-2	.000	3	5	8	4.0	1	6	1	1	3	15	10.5		
Marquette	02/07/2023	*	35:24	4-9	.444	1-2	.500	3-5	.600	3	7	10	4.2	3	12	5	0	2	12	10.5		
at Creighton	02/11/2023	*	26:15	1-4	.250	0-1	.000	0-0	.000	0	0	0	4.0	1	4	3	0	0	2	10.2		
Seton Hall	02/18/2023	*	18:43	1-4	.250	0-2	.000	4-4	1.000	1	2	3	4.0	3	2	4	0	0	6	10.0		
Providence	02/22/2023	*	33:05	3-10	.300	1-2	.500	5-5	1.000	1	6	7	4.1	0	7	1	0	2	12	10.1		
at St. John's (NY)	02/25/2023	*	33:30	2-7	.286	1-2	.500	3-6	.500	4	3	7	4.2	1	8	4	0	2	8	10.0		
DePaul	03/01/2023	*	28:29	5-7	.714	2-3	.667	0-0	.000	0	5	5	4.2	2	6	2	1	2	12	10.1		
at Villanova	03/04/2023	*	35:25	3-9	.333	1-4	.250	2-2	1.000	1	2	3	4.2	3	3	2	0	3	9	10.1		
<b>Totals</b>			<b>31</b>	<b>886:42</b>	<b>84-221</b>	<b>.380</b>	<b>34-97</b>	<b>.351</b>	<b>110-136</b>	<b>.809</b>	<b>32</b>	<b>98</b>	<b>130</b>	<b>4.2</b>	<b>60</b>	<b>139</b>	<b>74</b>	<b>9</b>	<b>38</b>	<b>312</b>	<b>10.1</b>	

### Player Averages

Games Played	Minutes/game	Points/game	FG Pct	3FG Pct	FT Pct	Rebounds/game	Assists/game	Turnovers/game	Assist/Turnover ratio	Steals/game	Blocks/game
31	28.6	10.1	38.0	35.1	80.9	4.2	4.5	2.4	1.9	1.2	0.3



# 5 - Hassan Diarra

6-2 • 190 • Junior • Guard • Queens, N. Y. (Texas A&M University)

## Player Notes

- Came off the bench to hand out a career-high 7 assists to go with 11 points and 5 rebounds in the season opener vs. Stonehill.
- Made first start against Boston University and contributed 6 points and 6 assists
- Provided huge defensive spark off the bench in wins over Georgetown and Villanova (4 steals)
- Scored 8 points and had 3 assists in 14 minutes vs. Butler

## Career at UConn

- Comes to UConn with three years of eligibility remaining after two seasons at Texas A&M.

## Career Highs

**Points**  
17 vs. Notre Dame (N) (11/24/21)

**Field Goals Made**  
5 (2x), last vs. Stonehill (XL) (11/7/22)

**Field Goals Attempted**  
12 vs. Northwestern State (12/21/21)

**Three-Pt. Field Goals Made**  
4 vs. Dallas Christian (12/27/21)

**Three-Pt. Field Goals Attempted**  
8 vs. Dallas Christian (12/27/21)

**Free Throws Made**  
8 vs. Alcorn (3/15/22)

**Free Throws Attempted**  
11 vs. Notre Dame (N), (11/24/21)

**Rebounds**  
7 vs. A&M Corpus Christi (11/14/21)

**Assists**  
7 vs. Stonehill (XL) (11/7/22)

**Steals**  
6 vs. New Orleans (11/29/20)

**Blocks**  
1 (15x), last vs. Seton Hall (GP) (2/18/23)

**Minutes**  
35 vs. Wofford (12/21/20)

## Season Highs

**Points**  
11 vs. Stonehill (XL) (11/7/22)

**Field Goals Made**  
5 vs. Stonehill (XL) (11/7/22)

**Field Goals Attempted**  
9 vs. Stonehill (XL) (11/7/22)

**Three-Pt. Field Goals Made**  
1 (6x), last vs. Butler (XL) (1/22/23)

**Three-Pt. Field Goals Attempted**  
4 vs. Iowa St. (N) (11/27/22)

**Free Throws Made**  
4 vs. Villanova (XL) (12/28/22)

**Free Throws Attempted**  
6 (2x), last vs. Villanova (XL) (12/28/22)

**Rebounds**  
5 vs. Stonehill (XL) (11/7/22)

**Assists**  
7 vs. Stonehill (XL) (11/7/22)

**Steals**  
4 vs. Villanova (XL) (12/28/22)

**Blocks**  
1 (5x), last vs. Seton Hall (GP) (2/18/23)

**Minutes**  
33 vs. Boston U. (GP) (11/11/22)

## Career Stats

DIARRA, Hassan

SEASON	TEAM	GP-GS	MIN/AVG	Field Goals			3-Point		F-Throws		Rebounds				Scoring					
				FG-FGA	FG%	3FG-3FGA	3FG%	FT-FTA	FT%	OFF	DEF	TOT	AVG	PF-FO	A	TO	BLK	STL	PTS	AVG
2020-21	TA&M	18-6	354/19.7	36-103	.350	14-46	.304	19-30	.633	7	30	37	2.1	33-0	30	38	2	19	105	5.8
2021-22	TA&M	40-3	614/15.4	78-211	.370	34-105	.324	56-78	.718	7	64	71	1.8	54-0	56	52	8	28	246	6.2
2022-23	UConn	28-2	405/14.5	25-78	.321	7-34	.206	19-37	.514	12	29	41	1.5	40-0	57	33	6	25	76	2.7
<b>TOTAL FOR UConn</b>		<b>28-2</b>	<b>405/14.5</b>	<b>25-78</b>	<b>.321</b>	<b>7-34</b>	<b>.206</b>	<b>19-37</b>	<b>.514</b>	<b>12</b>	<b>29</b>	<b>41</b>	<b>1.5</b>	<b>40-0</b>	<b>57</b>	<b>33</b>	<b>6</b>	<b>25</b>	<b>76</b>	<b>2.7</b>
<b>TOTAL</b>		<b>86-11</b>	<b>1374/16.0</b>	<b>139-392</b>	<b>.355</b>	<b>55-185</b>	<b>.297</b>	<b>94-145</b>	<b>.648</b>	<b>26</b>	<b>123</b>	<b>149</b>	<b>1.7</b>	<b>127-0</b>	<b>143</b>	<b>123</b>	<b>16</b>	<b>72</b>	<b>427</b>	<b>5.0</b>

## 2022-23 Game By Game

#5 DIARRA, Hassan

Opponent	Date	GS	MIN	Total			3-Pointers		Free throws		Rebounds				PF	A	TO	BLK	STL	PTS	AVG
				FG-FGA	PCT	3FG-3FGA	PCT	FT-FTA	PCT	OFF	DEF	TOT	AVG								
Stonehill	11/07/2022		27:21	5-9	.556	1-3	.333	0-2	.000	1	4	5	5.0	2	7	3	0	3	11	11.0	
Boston U.	11/11/2022	*	33:25	1-3	.333	1-2	.500	3-6	.500	0	3	3	4.0	2	6	2	0	0	6	8.5	
Buffalo	11/15/2022	*	16:25	1-3	.333	0-1	.000	1-2	.500	0	1	1	3.0	3	2	2	0	2	3	6.7	
UNCW	11/18/2022		14:35	0-3	.000	0-0	.000	0-0	.000	1	1	2	2.8	3	3	3	0	0	0	5.0	
Delaware St.	11/20/2022		21:25	1-2	.500	0-1	.000	1-2	.500	0	1	1	2.4	0	5	3	0	2	3	4.6	
vs Oregon	11/24/2022		10:44	0-2	.000	0-2	.000	0-0	.000	2	2	4	2.7	2	1	0	0	0	0	3.8	
vs Alabama	11/25/2022		14:47	0-2	.000	0-0	.000	2-2	1.000	0	1	1	2.4	1	2	0	1	1	2	3.6	
vs Iowa St.	11/27/2022		15:11	2-6	.333	1-4	.250	2-3	.667	1	1	2	2.4	1	1	1	0	0	7	4.0	
Oklahoma St.	12/01/2022		08:25	0-3	.000	0-1	.000	0-1	.000	0	1	1	2.2	0	0	1	0	0	0	3.6	
at Florida	12/07/2022		13:17	0-1	.000	0-1	.000	0-0	.000	0	2	2	2.2	1	2	3	1	0	0	3.2	
LIU	12/10/2022		13:58	1-5	.200	0-2	.000	0-0	.000	0	1	1	2.1	2	3	2	0	2	2	3.1	
at Butler	12/17/2022		07:54	0-0	.000	0-0	.000	0-0	.000	0	2	2	2.1	1	1	0	0	1	0	2.8	
Georgetown	12/20/2022		12:14	2-4	.500	1-3	.333	0-0	.000	0	0	0	1.9	1	2	0	1	1	5	3.0	
Villanova	12/28/2022		20:24	1-3	.333	0-2	.000	4-6	.667	0	2	2	1.9	0	3	0	0	4	6	3.2	
at Xavier	12/31/2022		12:04	2-3	.667	1-2	.500	0-0	.000	0	1	1	1.9	1	1	2	0	1	5	3.3	
at Providence	01/04/2023		13:51	0-4	.000	0-0	.000	1-4	.250	2	0	2	1.9	3	0	0	0	1	1	3.2	
Creighton	01/07/2023		16:29	0-3	.000	0-2	.000	0-0	.000	0	1	1	1.8	1	1	1	0	1	0	3.0	
at Marquette	01/11/2023		06:32	1-1	1.000	0-0	.000	0-0	.000	0	0	0	1.7	1	1	1	0	0	2	2.9	
St. John's (NY)	01/15/2023		19:42	1-4	.250	0-0	.000	2-3	.667	0	0	0	1.6	2	4	3	0	1	4	3.0	
at Seton Hall	01/18/2023		15:02	1-3	.333	0-2	.000	0-0	.000	2	1	3	1.7	4	1	1	0	0	2	3.0	
Butler	01/22/2023		14:03	3-3	1.000	1-1	1.000	1-2	.500	0	0	0	1.6	2	3	0	1	1	8	3.2	
Xavier	01/25/2023		08:51	0-1	.000	0-0	.000	0-0	.000	0	1	1	1.6	1	0	0	1	0	0	3.0	
at DePaul	01/31/2023		05:28	0-1	.000	0-1	.000	0-0	.000	0	0	0	1.5	1	0	1	0	0	0	2.9	
at Georgetown	02/04/2023		05:10	1-1	1.000	0-0	.000	0-0	.000	0	0	0	1.5	0	0	2	0	0	2	2.9	
Marquette	02/07/2023		07:19	0-2	.000	0-1	.000	0-0	.000	0	0	0	1.4	0	0	1	0	1	0	2.8	
at Creighton	02/11/2023		17:01	1-2	.500	1-1	1.000	0-0	.000	2	1	3	1.5	1	2	1	0	2	3	2.8	
Seton Hall	02/18/2023		24:16	1-3	.333	0-1	.000	2-4	.500	1	2	3	1.5	1	4	0	1	1	4	2.8	
Providence	02/22/2023		09:21	0-1	.000	0-1	.000	0-0	.000	0	0	0	1.5	3	2	0	0	0	0	2.7	
<b>Totals</b>			<b>2 405:14</b>	<b>25-78</b>	<b>.321</b>	<b>7-34</b>	<b>.206</b>	<b>19-37</b>	<b>.514</b>	<b>12</b>	<b>29</b>	<b>41</b>	<b>1.5</b>	<b>40</b>	<b>57</b>	<b>33</b>	<b>6</b>	<b>25</b>	<b>76</b>	<b>2.7</b>	

## Player Averages

Games Played	Minutes/ game	Points/ game	FG Pct	3FG Pct	FT Pct	Rebounds/ game	Assists/ game	Turnovers/ game	Assist/Turnover ratio	Steals/ game	Blocks/ game
28	14.5	2.7	32.1	20.6	51.4	1.5	2.0	1.2	1.7	0.9	0.2





# 13 - Richie Springs

6-9 • 235 • R-Junior • Forward • Brooklyn, N.Y. (MacDuffie School)

## Player Notes

- Saw action in season opener vs. Stonehill, grabbing 2 rebounds in the win.
- Played a career-high 10:25 against Boston University and scored 5 points.
- Played just over 4:00 vs. Buffalo and grabbed 3 rebounds
- Scored and handed out an assist vs. LIU
- Saw first BIG EAST action vs. Providence
- Logged playing time and scored vs. DePaul

## Career at UConn

- Fourth year at UConn
- Sat out 2019-20 season as an academic redshirt, but was allowed to practice with the Huskies, using the time to learn the UConn system.
- Had career-highs of 6 points and 4 rebounds vs. LIU in 2021-22.

## Career Highs

**Points**  
6 vs. LIU (GP) (11/17/21)

**Field Goals Made**  
2 vs. Boston U. (GP) (11/11/22)

**Field Goals Attempted**  
3 vs. Boston U. (GP) (11/11/22)

**Three-Pt. Field Goals Made**  
--

**Three-Pt. Field Goals Attempted**  
1 vs. DePaul (MSG) (3/11/21)

**Free Throws Made**  
4 vs. LIU (GP) (11/17/21)

**Free Throws Attempted**  
6 vs. LIU (GP) (11/17/21)

**Rebounds**  
4 vs. LIU (GP) (11/17/21)

**Assists**  
2 vs. Boston U. (GP) (11/11/22)

**Steals**  
--

**Blocks**  
--

**Minutes**  
10.5 vs. Boston U. (GP) (11/11/22)

## Season Highs

**Points**  
5 vs. Boston U. (GP) (11/11/22)

**Field Goals Made**  
2 vs. Boston U. (GP) (11/11/22)

**Field Goals Attempted**  
3 vs. Boston U. (GP) (11/11/22)

**Three-Pt. Field Goals Made**  
--

**Three-Pt. Field Goals Attempted**  
--

**Free Throws Made**  
2 vs. UNCW (GP) (11/18/22)

**Free Throws Attempted**  
3 vs. Boston U. (GP) (11/11/22)

**Rebounds**  
3 vs. Buffalo (XL) (11/15/22)

**Assists**  
2 vs. Boston U. (GP) (11/11/22)

**Steals**  
--

**Blocks**  
--

**Minutes**  
10.5 vs. Boston U. (GP) (11/11/22)

## Career Stats

### SPRINGS, Richie

		Field Goals		3-Point		F-Throws		Rebounds				Scoring								
SEASON	TEAM	GP-GS	MIN/AVG	FG-FGA	FG%	3FG-3FGA	3FG%	FT-FTA	FT%	OFF	DEF	TOT	AVG	PF-FO	A	TO	BLK	STL	PTS	AVG
2020-21	UConn	5-0	12/2.5	2-3	.667	0-1	.000	1-2	.500	2	3	5	1.0	3-0	0	0	0	0	5	1.0
2021-22	UConn	8-0	28/3.5	3-7	.429	0-0	.000	4-6	.667	5	4	9	1.1	3-0	1	1	0	0	10	1.3
2022-23	UConn	13-0	32/2.5	5-8	.625	0-0	.000	3-5	.600	3	7	10	0.8	4-0	3	0	0	0	13	1.0
<b>TOTAL</b>		<b>26-0</b>	<b>73/2.8</b>	<b>10-18</b>	<b>.556</b>	<b>0-1</b>	<b>.000</b>	<b>8-13</b>	<b>.615</b>	<b>10</b>	<b>14</b>	<b>24</b>	<b>0.9</b>	<b>10-0</b>	<b>4</b>	<b>1</b>	<b>0</b>	<b>0</b>	<b>28</b>	<b>1.1</b>

## 2022-23 Game By Game

### #13 SPRINGS, Richie

Opponent	Date	GS	MIN	Total		3-Pointers		Free throws		Rebounds				PF A TO BLK STL PTS AVG							
				FG-FGA	PCT	3FG-3FGA	PCT	FT-FTA	PCT	OFF	DEF	TOT	AVG	PF	A	TO	BLK	STL	PTS	AVG	
Stonehill	11/07/2022		01:23	0-0	.000	0-0	.000	0-0	.000	0	2	2	2.0	0	0	0	0	0	0	0	0.0
Boston U.	11/11/2022		10:25	2-3	.667	0-0	.000	1-3	.333	1	0	1	1.5	2	2	0	0	0	5	2.5	
Buffalo	11/15/2022		04:23	0-2	.000	0-0	.000	0-0	.000	1	2	3	2.0	1	0	0	0	0	0	1.7	
UNCW	11/18/2022		01:25	1-1	1.000	0-0	.000	2-2	1.000	0	2	2	2.0	0	0	0	0	0	4	2.3	
Delaware St.	11/20/2022		02:21	0-0	.000	0-0	.000	0-0	.000	0	0	0	1.6	0	0	0	0	0	0	1.8	
vs Oregon	11/24/2022		02:43	0-0	.000	0-0	.000	0-0	.000	0	0	0	1.3	1	0	0	0	0	0	1.5	
vs Alabama	11/25/2022		00:29	0-0	.000	0-0	.000	0-0	.000	0	0	0	1.1	0	0	0	0	0	0	1.3	
at Florida	12/07/2022		01:04	0-0	.000	0-0	.000	0-0	.000	0	0	0	1.0	0	0	0	0	0	0	1.1	
LIU	12/10/2022		04:25	1-1	1.000	0-0	.000	0-0	.000	0	1	1	1.0	0	1	0	0	0	2	1.2	
Butler	01/22/2023		00:24	0-0	.000	0-0	.000	0-0	.000	0	0	0	0.9	0	0	0	0	0	0	1.1	
Providence	02/22/2023		01:08	0-0	.000	0-0	.000	0-0	.000	0	0	0	0.8	0	0	0	0	0	0	1.0	
DePaul	03/01/2023		02:05	1-1	1.000	0-0	.000	0-0	.000	1	0	1	0.8	0	0	0	0	0	2	1.1	
at Villanova	03/04/2023		00:10	0-0	.000	0-0	.000	0-0	.000	0	0	0	0.8	0	0	0	0	0	0	1.0	
<b>Totals</b>			<b>0 32:26</b>	<b>5-8</b>	<b>.625</b>	<b>0-0</b>	<b>.000</b>	<b>3-5</b>	<b>.600</b>	<b>3</b>	<b>7</b>	<b>10</b>	<b>0.8</b>	<b>4</b>	<b>3</b>	<b>0</b>	<b>0</b>	<b>0</b>	<b>13</b>	<b>1.0</b>	

### Player Averages

Games Played	Minutes/game	Points/game	FG Pct	3FG Pct	FT Pct	Rebounds/game	Assists/game	Turnovers/game	Assist/Turnover ratio	Steals/game	Blocks/game
13	2.5	1.0	62.5	0.0	60.0	0.8	0.2	0.0	3.0	0.0	0.0





# 35 - Samson Johnson

6-10 • 215 • Sophomore • Forward • Lomé, Togo (The Patrick School)

## Player Notes

- Made first start of his career in season opener and contributed 7 points and 3 rebounds in 16 minutes.
- Right foot stress reaction has caused him to miss 19 games after season opener
- Returned to action on 1/22 vs. Butler

## Career at UConn

- High school teammate of UConn junior co-captain Adama Sanogo.
- Consensus Top 50 recruit.

## Career Highs

### Points

7 vs. Stonehill (XL) (11/7/22)

### Field Goals Made

2 (4x), last vs. Stonehill (XL) (11/7/22)

### Field Goals Attempted

5 vs. Grambling State (GP) (12/4/21)

### Three-Pt. Field Goals Made

1 vs. Grambling State (GP) (12/4/21)

### Three-Pt. Field Goals Attempted

2 vs. Coppin State (XL) 3(11/13/21)

### Free Throws Made

3 vs. Stonehill (XL) (11/7/22)

### Free Throws Attempted

3 vs. Stonehill (XL) (11/7/22)

### Rebounds

6 vs. Grambling State (GP) (12/4/21)

### Assists

1 vs. Butler (XL) (1/22/23)

### Steals

1 (3x), last vs. DePaul (XL) (3/1/23)

### Blocks

3 vs. Grambling State (GP) (12/4/21)

### Minutes

20 vs. Grambling St. (GP) (12/4/21)

## Season Highs

### Points

7 vs. Stonehill (Grambling State (GP) (12/4/21)

### Field Goals Made

2 vs. Stonehill (XL) (11/7/22)

### Field Goals Attempted

4 vs. Butler (XL) (1/22/23)

### Three-Pt. Field Goals Made

--

### Three-Pt. Field Goals Attempted

1 (2x), last at DePaul (1/31/23)

### Free Throws Made

3 vs. Stonehill (XL) (11/7/22)

### Free Throws Attempted

3 vs. Stonehill (XL) (11/7/22)

### Rebounds

3 vs. Stonehill (XL) (11/7/22)

### Assists

1 vs. Butler (XL) (1/22/23)

### Steals

1 (2x), last vs. DePaul (XL) (3/1/23)

### Blocks

--

### Minutes

16 vs. Stonehill (XL) (11/7/22)

## Career Stats

### JOHNSON, Samson

		Field Goals		3-Point		F-Throws		Rebounds				Scoring								
SEASON	TEAM	GP-GS	MIN/AVG	FG-FGA	FG%	3FG-3FGA	3FG%	FT-FTA	FT%	OFF	DEF	TOT	AVG	PF-FO	A	TO	BLK	STL	PTS	AVG
2021-22	UConn	13-0	69/5.3	10-18	.556	1-5	.200	1-2	.500	8	6	14	1.1	15-0	0	2	3	1	22	1.7
2022-23	UConn	6-1	38/6.3	4-8	.500	0-2	.000	3-3	1.000	5	2	7	1.2	5-0	1	2	0	2	11	1.8
<b>TOTAL</b>		<b>19-1</b>	<b>106/5.6</b>	<b>14-26</b>	<b>.538</b>	<b>1-7</b>	<b>.143</b>	<b>4-5</b>	<b>.800</b>	<b>13</b>	<b>8</b>	<b>21</b>	<b>1.1</b>	<b>20-0</b>	<b>1</b>	<b>4</b>	<b>3</b>	<b>3</b>	<b>33</b>	<b>1.7</b>

## 2021-22 Game By Game

### #35 JOHNSON, Samson

Opponent	Date	GS	MIN	Total		3-Pointers		Free throws		Rebounds				PF	A	TO	BLK	STL	PTS	AVG
				FG-FGA	PCT	3FG-3FGA	PCT	FT-FTA	PCT	OFF	DEF	TOT	AVG							
Stonehill	11/07/2022	*	16:19	2-2	1.000	0-0	.000	3-3	1.000	2	1	3	3.0	4	0	0	0	0	7	7.0
Butler	01/22/2023		06:30	1-4	.250	0-1	.000	0-0	.000	2	0	2	2.5	0	1	1	0	0	2	4.5
at DePaul	01/31/2023		05:14	1-2	.500	0-1	.000	0-0	.000	1	0	1	2.0	0	0	1	0	1	2	3.7
at Georgetown	02/04/2023		02:20	0-0	.000	0-0	.000	0-0	.000	0	0	0	1.5	0	0	0	0	0	0	2.8
DePaul	03/01/2023		07:09	0-0	.000	0-0	.000	0-0	.000	0	1	1	1.4	1	0	0	0	1	0	2.2
at Villanova	03/04/2023		00:10	0-0	.000	0-0	.000	0-0	.000	0	0	0	1.2	0	0	0	0	0	0	1.8
<b>Totals</b>		<b>1</b>	<b>37:42</b>	<b>4-8</b>	<b>.500</b>	<b>0-2</b>	<b>.000</b>	<b>3-3</b>	<b>1.000</b>	<b>5</b>	<b>2</b>	<b>7</b>	<b>1.2</b>	<b>5</b>	<b>1</b>	<b>2</b>	<b>0</b>	<b>2</b>	<b>11</b>	<b>1.8</b>

## Player Averages

Games Played	Minutes/game	Points/game	FG Pct	3FG Pct	FT Pct	Rebounds/game	Assists/game	Turnovers/game	Assist/Turnover ratio	Steals/game	Blocks/game
6	6.3	1.8	50.0	0.0	100.0	1.2	0.2	0.3	0.5	0.3	0.0







# 33 - Apostolos Roumoglou

6-7 • 205 • Freshman • Guard • Xanthi, Greece (Arion, Xanthi)

## Career Highs

**Points**  
2 (2x), last vs. Boston U. (GP) (11/11/22)

**Field Goals Made**  
1 vs. Boston U. (GP) (11/11/22)

**Field Goals Attempted**  
2 vs. Boston U. (GP) (11/11/22)

**Three-Pt. Field Goals Made**  
--

**Three-Pt. Field Goals Attempted**  
--

**Free Throws Made**  
2 vs. Stonehill (XL) (11/7/22)

**Free Throws Attempted**  
2 vs. Stonehill (XL) (11/7/22)

**Rebounds**  
2 vs. LIU (GP) (12/10/22)

**Assists**  
1 vs. LIU (GP) (12/10/22)

**Steals**  
1 vs. LIU (GP) (12/10/22)

**Blocks**  
--

**Minutes**  
3.5 vs. LIU (GP) (12/10/22)

## Season Highs

**Points**  
2 (2x), last vs. Boston U. (GP) (11/11/22)

**Field Goals Made**  
1 vs. Boston U. (GP) (11/11/22)

**Field Goals Attempted**  
2 vs. Boston U. (GP) (11/11/22)

**Three-Pt. Field Goals Made**  
--

**Three-Pt. Field Goals Attempted**  
--

**Free Throws Made**  
2 vs. Stonehill (XL) (11/7/22)

**Free Throws Attempted**  
2 vs. Stonehill (XL) (11/7/22)

**Rebounds**  
2 vs. LIU (GP) (12/10/22)

**Assists**  
1 vs. LIU (GP) (12/10/22)

**Steals**  
1 vs. LIU (GP) (12/10/22)

**Blocks**  
--

**Minutes**  
3.5 vs. LIU (GP) (12/10/22)

## Player Notes (2022-23)

- Made college debut in season opener against Stonehill, hit 2 free throws and grabbed 1 rebound.
- Scored first field goal in win over Boston University
- Saw playing time vs. Buffalo, UNCW, Delaware St., Oregon, Alabama, Florida
- Had 2 rebounds, 1 assist and 1 steal vs. LIU
- Saw first BIG EAST action against St. John's
- Logged playing time vs. DePaul

## Career at UConn

- Late arrival to UConn in early September

## Career Stats

### ROUMOGLOU, Apostolos

SEASON	TEAM	GP-GS	MIN/AVG	FG-FGA	FG%	3FG-3FGA	3FG%	FT-FTA	FT%	OFF	DEF	TOT	AVG	PF-FO	A	TO	BLK	STL	PTS	AVG
2022-23	UConn	14-0	22/1.6	1-5	.200	0-1	.000	2-2	1.000	1	4	5	0.4	4-0	1	2	0	1	4	0.3
<b>TOTAL</b>		<b>14-0</b>	<b>22/1.6</b>	<b>1-5</b>	<b>.200</b>	<b>0-1</b>	<b>.000</b>	<b>2-2</b>	<b>1.000</b>	<b>1</b>	<b>4</b>	<b>5</b>	<b>0.4</b>	<b>4-0</b>	<b>1</b>	<b>2</b>	<b>0</b>	<b>1</b>	<b>4</b>	<b>0.3</b>

## 2022-23 Game By Game

### #33 ROUMOGLOU, Apostolos

Opponent	Date	GS	MIN	FG-FGA	PCT	3FG-3FGA	PCT	FT-FTA	PCT	OFF	DEF	TOT	AVG	PF	A	TO	BLK	STL	PTS	AVG
Stonehill	11/07/2022		01:28	0-0	.000	0-0	.000	2-2	1.000	1	0	1	1.0	0	0	0	0	0	2	2.0
Boston U.	11/11/2022		02:21	1-2	.500	0-0	.000	0-0	.000	0	1	1	1.0	0	0	0	0	0	2	2.0
Buffalo	11/15/2022		00:35	0-0	.000	0-0	.000	0-0	.000	0	0	0	0.7	0	0	0	0	0	0	1.3
UNCW	11/18/2022		02:23	0-0	.000	0-0	.000	0-0	.000	0	0	0	0.5	0	0	1	0	0	0	1.0
Delaware St.	11/20/2022		02:16	0-0	.000	0-0	.000	0-0	.000	0	0	0	0.4	1	0	0	0	0	0	0.8
vs Oregon	11/24/2022		01:56	0-0	.000	0-0	.000	0-0	.000	0	1	1	0.5	0	0	1	0	0	0	0.7
vs Alabama	11/25/2022		00:29	0-0	.000	0-0	.000	0-0	.000	0	0	0	0.4	0	0	0	0	0	0	0.6
at Florida	12/07/2022		00:45	0-0	.000	0-0	.000	0-0	.000	0	0	0	0.4	1	0	0	0	0	0	0.5
LIU	12/10/2022		03:24	0-0	.000	0-0	.000	0-0	.000	0	2	2	0.6	1	1	0	0	1	0	0.4
St. John's (NY)	01/15/2023		00:57	0-0	.000	0-0	.000	0-0	.000	0	0	0	0.5	0	0	0	0	0	0	0.4
Butler	01/22/2023		02:36	0-1	.000	0-0	.000	0-0	.000	0	0	0	0.5	1	0	0	0	0	0	0.4
at DePaul	01/31/2023		00:26	0-0	.000	0-0	.000	0-0	.000	0	0	0	0.4	0	0	0	0	0	0	0.3
DePaul	03/01/2023		02:05	0-2	.000	0-1	.000	0-0	.000	0	0	0	0.4	0	0	0	0	0	0	0.3
at Villanova	03/04/2023		00:10	0-0	.000	0-0	.000	0-0	.000	0	0	0	0.4	0	0	0	0	0	0	0.3
<b>Totals</b>		<b>0</b>	<b>21:51</b>	<b>1-5</b>	<b>.200</b>	<b>0-1</b>	<b>.000</b>	<b>2-2</b>	<b>1.000</b>	<b>1</b>	<b>4</b>	<b>5</b>	<b>0.4</b>	<b>4</b>	<b>1</b>	<b>2</b>	<b>0</b>	<b>1</b>	<b>4</b>	<b>0.3</b>

### Player Averages

Games Played	Minutes/game	Points/game	FG Pct	3FG Pct	FT Pct	Rebounds/game	Assists/game	Turnovers/game	Assist/Turnover ratio	Steals/game	Blocks/game
14	1.6	0.3	20.0	0.0	100.0	0.4	0.1	0.1	0.5	0.1	0.0



# 30 - Yarín Hassón

6-9 • 180 • Freshman • Forward • Gan Yavne, Israel (Gimnasia Realit)

## Player Notes (2022-23)

- Made first college appearance in season-opening win against Stonehill and had 1 blocked shot.
- Saw action against Boston University.
- Had first shot attempt, a three-pointer, vs. Delaware St.
- Saw action vs. LIU
- Saw first BIG EAST action vs. Butler

## Career at UConn

- Fifth player from Israel to play for UConn.
- Member of Israeli U18 National Team

## Career Highs

**Points**  
--

**Field Goals Made**  
--

**Field Goals Attempted**  
1 (2x) last vs. Butler (XL) (1/22/23)

**Three-Pt. Field Goals Made**  
--

**Three-Pt. Field Goals Attempted**  
1 vs. Delaware St. (XL) (11/20/22)

**Free Throws Made**  
--

**Free Throws Attempted**  
--

**Rebounds**  
1 vs. Butler (XL) (1/22/23)

**Assists**  
--

**Steals**  
--

**Blocks**  
1 vs. Stonehill (XL) (11/7/22)

**Minutes**  
1.5 vs. Stonehill (XL) (11/7/22)

## Season Highs

**Points**  
--

**Field Goals Made**  
--

**Field Goals Attempted**  
1 (2x) last vs. Butler (XL) (1/22/23)

**Three-Pt. Field Goals Made**  
--

**Three-Pt. Field Goals Attempted**  
1 vs. Delaware St. (XL) (11/20/22)

**Free Throws Made**  
--

**Free Throws Attempted**  
--

**Rebounds**  
1 vs. Butler (XL) (1/22/23)

**Assists**  
--

**Steals**  
--

**Blocks**  
1 vs. Stonehill (XL) (11/7/22)

**Minutes**  
1.5 vs. Stonehill (XL) (11/7/22)

## Career Stats

### HASSON, Yarín

		Field Goals		3-Point		F-Throws		Rebounds				Scoring								
SEASON	TEAM	GP-GS	MIN/AVG	FG-FGA	FG%	3FG-3FGA	3FG%	FT-FTA	FT%	OFF	DEF	TOT	AVG	PF-FO	A	TO	BLK	STL	PTS	AVG
2022-23	UConn	7-0	8/1.2	0-2	.000	0-1	.000	0-0	.000	1	0	1	0.1	3-0	0	0	1	0	0	0.0
<b>TOTAL</b>		<b>7-0</b>	<b>8/1.2</b>	<b>0-2</b>	<b>.000</b>	<b>0-1</b>	<b>.000</b>	<b>0-0</b>	<b>.000</b>	<b>1</b>	<b>0</b>	<b>1</b>	<b>0.1</b>	<b>3-0</b>	<b>0</b>	<b>0</b>	<b>1</b>	<b>0</b>	<b>0</b>	<b>0.0</b>

## 2022-23 Game By Game

### #30 HASSON, Yarín

Opponent	Date	GS	MIN	Total		3-Pointers		Free throws		Rebounds				PF						
				FG-FGA	PCT	3FG-3FGA	PCT	FT-FTA	PCT	OFF	DEF	TOT	AVG	A	TO	BLK	STL	PTS	AVG	
Stonehill	11/07/2022		01:23	0-0	.000	0-0	.000	0-0	.000	0	0	0	0.0	1	0	0	1	0	0	0.0
Boston U.	11/11/2022		01:00	0-0	.000	0-0	.000	0-0	.000	0	0	0	0.0	1	0	0	0	0	0	0.0
UNCW	11/18/2022		00:58	0-0	.000	0-0	.000	0-0	.000	0	0	0	0.0	0	0	0	0	0	0	0.0
Delaware St.	11/20/2022		00:54	0-1	.000	0-1	.000	0-0	.000	0	0	0	0.0	0	0	0	0	0	0	0.0
vs Oregon	11/24/2022		00:52	0-0	.000	0-0	.000	0-0	.000	0	0	0	0.0	0	0	0	0	0	0	0.0
LIU	12/10/2022		02:15	0-0	.000	0-0	.000	0-0	.000	0	0	0	0.0	1	0	0	0	0	0	0.0
Butler	01/22/2023		00:46	0-1	.000	0-0	.000	0-0	.000	1	0	1	0.1	0	0	0	0	0	0	0.0
<b>Totals</b>			<b>08:08</b>	<b>0-2</b>	<b>.000</b>	<b>0-1</b>	<b>.000</b>	<b>0-0</b>	<b>.000</b>	<b>1</b>	<b>0</b>	<b>1</b>	<b>0.1</b>	<b>3</b>	<b>0</b>	<b>0</b>	<b>1</b>	<b>0</b>	<b>0</b>	<b>0.0</b>

### Player Averages

Games Played	Minutes/game	Points/game	FG Pct	3FG Pct	FT Pct	Rebounds/game	Assists/game	Turnovers/game	Assist/Turnover ratio	Steals/game	Blocks/game
7	1.2	0.0	0.0	0.0	0.0	0.1	0.0	0.0	0.0	0.0	0.1



# 20 - Andrew Hurley

6-1 • 170 • Junior • Guard • Glastonbury, Conn. (East Catholic HS)

## Player Notes (2022-23)

- Made appearance in season-opening win over Stonehill, attempted one 3-pointer
- Saw action against Boston University
- Had shot attempt vs. Delaware St.
- Scored first points of season on steal and breakaway layup vs. LIU
- Saw first BIG EAST action of season vs. Butler
- Saw playing time vs. DePaul, grabbing 1 rebound

## Career at UConn

- Named to 2020-21 BIG EAST All-Academic Team.
- Took 1 shot as a freshman and hit a three-pointer vs. DePaul in BIG EAST Tournament.

## Career Highs

**Points**  
3 vs. DePaul (MSG) (3/11/21)

**Field Goals Made**  
1 (2x), last vs. LIU (GP) (12/10/22)

**Field Goals Attempted**  
1 (6x), last vs. DePaul (XL) (3/1/23)

**Three-Pt. Field Goals Made**  
1 vs. DePaul (MSG) (3/11/21)

**Three-Pt. Field Goals Attempted**  
1 (3x), last vs. Stonehill (XL) (11/7/22)

**Free Throws Made**  
--

**Free Throws Attempted**  
--

**Rebounds**  
1 (3x), last vs. DePaul (XL) (3/1/23)

**Assists**  
--

**Steals**  
1 vs. LIU (GP) (12/10/22)

**Blocks**  
--

**Minutes**  
3 (3x), last vs. LIU (GP) (12/10/22)

## Season Highs

**Points**  
2 vs. LIU (GP) (12/10/22)

**Field Goals Made**  
1 vs. LIU (GP) (12/10/22)

**Field Goals Attempted**  
1 (4x), last vs. DePaul (XL) (3/1/23)

**Three-Pt. Field Goals Made**  
--

**Three-Pt. Field Goals Attempted**  
1 vs. Stonehill (XL) (11/7/22)

**Free Throws Made**  
--

**Free Throws Attempted**  
--

**Rebounds**  
1 vs. DePaul (XL) (3/1/23)

**Assists**  
--

**Steals**  
1 vs. LIU (GP) (12/10/22)

**Blocks**  
--

**Minutes**  
3 vs. LIU (GP) (12/10/22)

## Career Stats

### HURLEY, Andrew

				Field Goals		3-Point		F-Throws		Rebounds				Scoring						
SEASON	TEAM	GP-GS	MIN/AVG	FG-FGA	FG%	3FG-3FGA	3FG%	FT-FTA	FT%	OFF	DEF	TOT	AVG	PF-FO	A	TO	BLK	STL	PTS	AVG
2020-21	UConn	4-0	6/1.4	1-1	1.000	1-1	1.000	0-0	.000	0	0	0	0.0	0-0	0	0	0	0	3	0.8
2021-22	UConn	6-0	11/1.8	0-2	.000	0-2	.000	0-0	.000	0	2	2	0.3	1-0	0	0	0	0	0	0.0
2022-23	UConn	9-0	13/1.4	1-5	.200	0-1	.000	0-0	.000	0	1	1	0.1	0-0	0	1	0	1	2	0.2
<b>TOTAL</b>		<b>19-0</b>	<b>29/1.5</b>	<b>2-8</b>	<b>.250</b>	<b>1-4</b>	<b>.250</b>	<b>0-0</b>	<b>.000</b>	<b>0</b>	<b>3</b>	<b>3</b>	<b>0.2</b>	<b>1-0</b>	<b>0</b>	<b>1</b>	<b>0</b>	<b>1</b>	<b>5</b>	<b>0.3</b>

## 2022-23 Game By Game

### #20 HURLEY, Andrew

Opponent	Date	GS	MIN	Total		3-Pointers		Free throws		Rebounds				PF		A	TO	BLK	STL	PTS	AVG
				FG-FGA	PCT	3FG-3FGA	PCT	FT-FTA	PCT	OFF	DEF	TOT	AVG								
Stonehill	11/07/2022		01:23	0-1	.000	0-1	.000	0-0	.000	0	0	0	0.0	0	0	0	0	0	0	0	0.0
Boston U.	11/11/2022		01:38	0-0	.000	0-0	.000	0-0	.000	0	0	0	0.0	0	0	0	0	0	0	0	0.0
UNCW	11/18/2022		01:29	0-0	.000	0-0	.000	0-0	.000	0	0	0	0.0	0	0	0	0	0	0	0	0.0
Delaware St.	11/20/2022		01:12	0-1	.000	0-0	.000	0-0	.000	0	0	0	0.0	0	0	0	0	0	0	0	0.0
vs Oregon	11/24/2022		00:52	0-0	.000	0-0	.000	0-0	.000	0	0	0	0.0	0	0	0	0	0	0	0	0.0
at Florida	12/07/2022		00:45	0-0	.000	0-0	.000	0-0	.000	0	0	0	0.0	0	0	0	0	0	0	0	0.0
LIU	12/10/2022		02:52	1-2	.500	0-0	.000	0-0	.000	0	0	0	0.0	0	0	1	0	1	2	0.3	
Butler	01/22/2023		01:10	0-0	.000	0-0	.000	0-0	.000	0	0	0	0.0	0	0	0	0	0	0	0	0.3
DePaul	03/01/2023		01:26	0-1	.000	0-0	.000	0-0	.000	0	1	1	0.1	0	0	0	0	0	0	0	0.2
<b>Totals</b>			<b>0 12:47</b>	<b>1-5</b>	<b>.200</b>	<b>0-1</b>	<b>.000</b>	<b>0-0</b>	<b>.000</b>	<b>0</b>	<b>1</b>	<b>1</b>	<b>0.1</b>	<b>0</b>	<b>0</b>	<b>1</b>	<b>0</b>	<b>1</b>	<b>2</b>	<b>0.2</b>	

### Player Averages

Games Played	Minutes/game	Points/game	FG Pct	3FG Pct	FT Pct	Rebounds/game	Assists/game	Turnovers/game	Assist/Turnover ratio	Steals/game	Blocks/game
9	1.4	0.2	20.0	0.0	0.0	0.1	0.0	0.1	0.0	0.1	0.0









## **BIG EAST Conference Tournament History**



UCONN BIG EAST TOURNAMENT HISTORY

**ALL-TIME BIG EAST CHAMPIONSHIP RESULTS AND STARTERS**

Year	Winner	Loser	Site	Connecticut Starters
2022	#3 Connecticut	#6 Seton Hall	62 Madison Square Garden	Isaiah Whaley, Tyrese Martin, Adama Sanogo, Andre Jackson, R.J. Cole
	#2 Villanova	#3 Connecticut	63 Madison Square Garden	Isaiah Whaley, Tyrese Martin, Adama Sanogo, Andre Jackson, R.J. Cole
2021	#3 Connecticut	#11 DePaul	64 Madison Square Garden	Isaiah Whaley, Tyrese Martin, Adama Sanogo, James Bouknight, R.J. Cole
	#2 Creighton	#3 Connecticut	56 Madison Square Garden	Isaiah Whaley, Tyrese Martin, Adama Sanogo, James Bouknight, R.J. Cole
2013	Ineligible to compete			
2012	#9 Connecticut	#16 DePaul	67 Madison Square Garden	Roscoe Smith, Alex Oriakhi, Andre Drummond, Jeremy Lamb, Shabazz Napier
	#9 Connecticut	#8 W. Virginia (OT)	67 Madison Square Garden	Roscoe Smith, Alex Oriakhi, Andre Drummond, Jeremy Lamb, Shabazz Napier
2011	#1 Syracuse	#9 Connecticut	55 Madison Square Garden	Roscoe Smith, Alex Oriakhi, Andre Drummond, Jeremy Lamb, Shabazz Napier
	#9 Connecticut	#16 DePaul	71 Madison Square Garden	Tyler Olander, Roscoe Smith, Charles Okwandu, Jeremy Lamb, Kemba Walker
	#9 Connecticut	#8 Georgetown	62 Madison Square Garden	Roscoe Smith, Alex Oriakhi, Charles Okwandu, Jeremy Lamb, Kemba Walker
	#9 Connecticut	#1 Pittsburgh	74 Madison Square Garden	Roscoe Smith, Alex Oriakhi, Charles Okwandu, Jeremy Lamb, Kemba Walker
	#9 Connecticut	#4 Syracuse (OT)	71 Madison Square Garden	Roscoe Smith, Alex Oriakhi, Charles Okwandu, Jeremy Lamb, Kemba Walker
2010	#9 Connecticut	#3 Louisville	66 Madison Square Garden	Tyler Olander, Roscoe Smith, Alex Oriakhi, Jeremy Lamb, Kemba Walker
	#13 St. John's	#12 Connecticut	51 Madison Square Garden	Ater Majok, Stanley Robinson, Alex Oriakhi, Jerome Dyson, Kemba Walker
	2009 #6 Syracuse	#3 Connecticut (60T)	117 Madison Square Garden	Jeff Adrian, Stanley Robinson, Hasheem Thabeet, A.J. Price, Kemba Walker
	2008 #5 West Virginia	#4 Connecticut	72 Madison Square Garden	Jeff Adrian, Stanley Robinson, Hasheem Thabeet, A.J. Price, Craig Austrie
	2007 #5 Syracuse	#12 Connecticut	65 Madison Square Garden	Marcus Johnson, Jeff Adrian, Hasheem Thabeet, Jerome Dyson, A.J. Price
2006	#9 Syracuse	#1 Connecticut (OT)	84 Madison Square Garden	Josh Boone, Rudy Gay, Hilton Armstrong, Marcus Williams, Denham Brown
	2005 #2 Connecticut	#7 Georgetown	62 Madison Square Garden	Charlie Villanueva, Rudy Gay, Denham Brown, Josh Boone, Marcus Williams
2004	#3 Syracuse	#2 Connecticut	63 Madison Square Garden	Charlie Villanueva, Rudy Gay, Denham Brown, Josh Boone, Marcus Williams
	#2 Connecticut	#7 Notre Dame	58 Madison Square Garden	Charlie Villanueva, Rashad Anderson, Josh Boone, Ben Gordon, Taliek Brown
	#2 Connecticut	#11 Villanova	67 Madison Square Garden	Charlie Villanueva, Rashad Anderson, Josh Boone, Ben Gordon, Taliek Brown
2003	#2 Connecticut	#1 Pittsburgh	58 Madison Square Garden	Josh Boone, Rashad Anderson, Emeka Okafor, Ben Gordon, Taliek Brown
	#2e Connecticut	#4w Seton Hall	70 Madison Square Garden	Hilton Armstrong, Rashad Anderson, Emeka Okafor, Ben Gordon, Taliek Brown
	#2e Connecticut	#1w Syracuse	67 Madison Square Garden	Hilton Armstrong, Rashad Anderson, Emeka Okafor, Ben Gordon, Taliek Brown
2002	#2w Pittsburgh	#2e Connecticut	56 Madison Square Garden	Hilton Armstrong, Rashad Anderson, Emeka Okafor, Ben Gordon, Taliek Brown
	#1e Connecticut	#5e Villanova	70 Madison Square Garden	Caron Butler, Johnnie Selvie, Emeka Okafor, Taliek Brown, Tony Robertson
	#1e Connecticut	#2w Notre Dame	77 Madison Square Garden	Caron Butler, Johnnie Selvie, Emeka Okafor, Taliek Brown, Tony Robertson
2001	#1e Connecticut	#1w Pittsburgh (20T)	65 Madison Square Garden	Caron Butler, Johnnie Selvie, Emeka Okafor, Taliek Brown, Tony Robertson
	#3w Syracuse	#6e Connecticut	75 Madison Square Garden	Caron Butler, Edmund Saunders, Souleymane Wane, Taliek Brown, Albert Mouring
	2000 #4 Connecticut	#13 Boston College	55 Madison Square Garden	Kevin Freeman, Ajou Deng, Jake Voskuhl, Albert Mouring, Khalid El-Amin
2000	#4 Connecticut	#5 Seton Hall	64 Madison Square Garden	Kevin Freeman, Ajou Deng, Jake Voskuhl, Albert Mouring, Khalid El-Amin
	#4 Connecticut	#9 Georgetown	55 Madison Square Garden	Kevin Freeman, Ajou Deng, Jake Voskuhl, Albert Mouring, Khalid El-Amin
	#3 St. John's	#4 Connecticut	70 Madison Square Garden	Kevin Freeman, Ajou Deng, Jake Voskuhl, Albert Mouring, Khalid El-Amin
1999	#1 Connecticut	#8 Seton Hall	56 Madison Square Garden	Kevin Freeman, Richard Hamilton, Jake Voskuhl, Ricky Moore, Khalid El-Amin
	#1 Connecticut	#4 Syracuse	50 Madison Square Garden	Kevin Freeman, Richard Hamilton, Jake Voskuhl, Ricky Moore, Khalid El-Amin
	#1 Connecticut	#3 St. John's	63 Madison Square Garden	Kevin Freeman, Richard Hamilton, Jake Voskuhl, Ricky Moore, Khalid El-Amin
1998	#1 Connecticut	#8 Providence	55 Madison Square Garden	Kevin Freeman, Richard Hamilton, Jake Voskuhl, Ricky Moore, Khalid El-Amin
	#1 Connecticut	#12 Rutgers	50 Madison Square Garden	Kevin Freeman, Richard Hamilton, Jake Voskuhl, Ricky Moore, Khalid El-Amin
	#1 Connecticut	#2 Syracuse	64 Madison Square Garden	Kevin Freeman, Richard Hamilton, Jake Voskuhl, Ricky Moore, Khalid El-Amin
1997 #6 Pittsburgh	#11 Connecticut	62 Madison Square Garden	Kevin Freeman, Rashamel Jones, Jake Voskuhl, Richard Hamilton, Ricky Moore	
1996	#1 Connecticut	#9 Seton Hall	58 Madison Square Garden	Kirk King, Rudy Johnson, Travis Knight, Ray Allen, Doron Sheffer
	#1 Connecticut	#4 Syracuse	67 Madison Square Garden	Kirk King, Rudy Johnson, Travis Knight, Ray Allen, Doron Sheffer
	#1 Connecticut	#2 Georgetown	74 Madison Square Garden	Kirk King, Rudy Johnson, Travis Knight, Ray Allen, Doron Sheffer
1995	#1 Connecticut	#9 Pittsburgh	78 Madison Square Garden	Ray Allen, Donny Marshall, Travis Knight, Kevin Ollie, Doron Sheffer
	#1 Connecticut	#4 Georgetown	81 Madison Square Garden	Ray Allen, Donny Marshall, Travis Knight, Kevin Ollie, Doron Sheffer
	#2 Villanova	#1 Connecticut	78 Madison Square Garden	Ray Allen, Donny Marshall, Travis Knight, Kevin Ollie, Doron Sheffer
1994 #1 Connecticut	#9 St. John's	77 Madison Square Garden	Donny Marshall, Donyell Marshall, Eric Hayward, Doron Sheffer, Kevin Ollie	
1993	#4 Providence	#1 Connecticut	67 Madison Square Garden	Donny Marshall, Donyell Marshall, Eric Hayward, Doron Sheffer, Kevin Ollie
	#5 Providence	#4 Connecticut	55 Madison Square Garden	Rudy Johnson, Donny Marshall, Donyell Marshall, Scott Burrell, Kevin Ollie
1992 #3 St. John's	#4 #6 Connecticut (OT)	59 Madison Square Garden	Donyell Marshall, Toraino Walker, Rod Sellers, Scott Burrell, Chris Smith	
1991	#6 Georgetown	#3 Connecticut	49 Madison Square Garden	Scott Burrell, Toraino Walker, Rod Sellers, Steve Pikiell, Chris Smith
	1990 #2 Connecticut	#7 Seton Hall	58 Madison Square Garden	Scott Burrell, Nadav Henefeld, Rod Sellers, Tate George, Chris Smith
1990	#2 Connecticut	#3 Georgetown	60 Madison Square Garden	Scott Burrell, Nadav Henefeld, Rod Sellers, Tate George, Chris Smith
	#2 Connecticut	#1 Syracuse	75 Madison Square Garden	Scott Burrell, Nadav Henefeld, Rod Sellers, Tate George, Chris Smith
1989 #2 Seton Hall	#7 Connecticut	66 Madison Square Garden	Murray Williams, Lyman DePriest, Cliff Robinson, Phil Gamble, Chris Smith	
1988	#9 Connecticut	#8 Providence	62 Madison Square Garden	Murray Williams, Lyman DePriest, Cliff Robinson, Phil Gamble, Tate George
	#1 Pittsburgh	#9 Connecticut	58 Madison Square Garden	Murray Williams, Lyman DePriest, Cliff Robinson, Phil Gamble, Tate George
1987 #8 Boston College	#9 Connecticut	59 Madison Square Garden	Jeff King, Robert Uersery, Gerry Besselink, Tate George, Steve Pikiell	
1986 #9 Seton Hall	#8 Connecticut	66 Madison Square Garden	Tim Coles, Eddie Williams, Gerry Besselink, Phil Gamble, Terence Warren	
1985 #2 Georgetown	#7 Connecticut	62 Madison Square Garden	Ray Broxton, Tim Coles, Gerry Besselink, Alvin Frederick, Earl Kelley	
1984 #2 Syracuse	#7 Connecticut	58 Madison Square Garden	Ray Broxton, Alvin Frederick, Tim Coles, Vern Giscombe, Karl Hobbs	
1983 #2 Villanova	#7 Connecticut	68 Madison Square Garden	Larry Blucher, Eddie Williams, Bruce Kuczenski, Karl Hobbs, Earl Kelley	
1982 #3 St. John's	#6 Connecticut	52 Hartford Civic Center	Mike McKay, Coryn Thompson, Bruce Kuczenski, Karl Hobbs, Norm Bailey	
1981 #4 Villanova	#5 Connecticut	54 Carrier Dome	Mike McKay, Coryn Thompson, Chuck Aleksinas, Vern Giscombe, Bobby Dulin	
1980	#4 Connecticut	#5 Boston College	58 Providence Civic Center	Mike McKay, Coryn Thompson, Jim Abromaitis, Bobby Dulin, Clay Johnson
	#1 Syracuse	#4 Connecticut	61 Providence Civic Center	Mike McKay, Coryn Thompson, Jim Abromaitis, Bobby Dulin, Clay Johnson

**UCONN vs. ALL OPPONENTS IN BIG EAST CHAMPIONSHIP PLAY**

Team	Record	First/Last Meeting	Last UConn Win	Last Opp. Win	Team	Record	First/Last Meeting	Last UConn Win	Last Opp. Win
Boston College	2-1	1980/2000	2000, 70-55	1987, 61-59	Providence	2-2	1988/1998	1998, 64-55	1994, 69-67
Creighton	0-1	2021/2021	N/A	2021, 59-56	Rutgers	1-0	1998	1998, 64-50	N/A
DePaul	3-0	2011/2021	2021, 94-60	N/A	St. John's	2-4	1982/2010	1999, 82-63	2010, 73-51
Georgetown	6-2	1985/2011	2011, 79-62	1991, 68-49	Seton Hall	6-2	1986/2022	2022, 62-52	1989, 74-66
Louisville	1-0	2011/2011	2011, 69-66	N/A	Syracuse	6-8	1980/2012	2011, 76-71 (OT)	2012, 58-55
Notre Dame	2-0	2002/2004	2004, 66-58	N/A	Villanova	2-4	1981/2022	2004, 84-67	2022, 63-60
Pittsburgh	4-3	1988/2011	2011, 76-74	2003, 74-56	West Virginia	1-1	2008/2012	2012, 71-67 (OT)	2008, 78-72











# UCONN TEAM AND INDIVIDUAL SINGLE-GAME RECORDS

Note: all statistics from 2009 6-OT game vs. Syracuse are underlined

## UConn Most Points Scored

1. 117-Syracuse-2009
2. 97-St. John's-1994
3. 97-DePaul-2011
4. 94-DePaul-2021

## Most Points Allowed

1. 127-Syracuse-2009
2. 94-Villanova-1995
3. 93-Georgetown-1985

## UConn Fewest Points Scored

1. 49-Georgetown-1991
2. 51-St. John's-2010
3. 52-St. John's-1982
4. 54-Villanova-1981

## Fewest Points Allowed

1. 50-Rutgers-1998
1. 50-Syracuse-1999
3. 52-Seton Hall-2022
4. 54-St. John's-1982

## Largest Margin of Victory

1. 34-DePaul-2021
2. 26-DePaul-2011
3. 21-Seton Hall-1995
3. 21-Syracuse-1999

## Largest Margin of Defeat

1. 31-Georgetown-1985
2. 31-Syracuse-1980
3. 22-St. John's-2010

## UConn Most FG Made

1. 43-Syracuse-2009
2. 37-St. John's-1994
3. 34-DePaul-2021
4. 33-DePaul-2011

## Most Opponent FG Made

1. 39-Syracuse-2009
1. 39-Georgetown-1985
3. 37-Syracuse-1980
4. 34-Villanova-1995

## UConn 3-Point FG Made

1. 11-Villanova-1995
2. 10-Syracuse-1996
3. 10-Syracuse-2006

## Opponent 3-Point FG Made

1. 11-Notre Dame-2002
2. 10--Syracuse-2011
2. 10--Villanova-2022

## UConn 3-Point FG Att.

1. 35-Syracuse-2009
2. 32-Syracuse-2006
3. 29-Villanova-1995

## Opponent 3-Point FG Att.

1. 30-Villanova-2022
2. 29-Notre Dame-2004
3. 25-Notre Dame-2002
3. 25-Louisville-2011

## UConn Most Pts in a Half

1. 53-Boston College-1980
2. 52-DePaul-2011
3. 50-St. John's-1994

## Most Opp. Pts in a Half

1. 54-Villanova-1995
2. 48-Syracuse-1980
3. 47-Georgetown-1985

## UConn Fewest Pts in a Half

1. 18-Villanova-1981
2. 19-St. John's-1982
3. 19-Syracuse-2005

## Fewest Opp. Pts in a Half

1. 18-Villanova-1981
1. 18-Syracuse-1999
1. 18-Seton Hall-2022

## UConn Highest FG %

1. 60.0-DePaul-2011
2. 56.9-Georgetown-2005
3. 54.5-St. John's-1995

## Highest Opponent FG %

1. 60.9-Villanova-1980
2. 59.2-St. John's-2000
3. 56.9-Syracuse-1990

## UConn Lowest FG %

1. 28.0-Seton Hall-1989
2. 30.3-Syracuse-2006
3. 30.0-St. John's-1992

## Lowest Opponent FG %

1. 27.7-Rutgers-1998
2. 28.3-Georgetown-1991
3. 28.4-Seton Hall-1995

## UConn Highest 3-Point FG % (min 15 attempts)

1. 55.3-Notre Dame-2002
2. 53.3-Seton Hall-1989
3. 47.1-St. John's-2000

## Highest Opp. 3-Point FG % (min 15 attempts)

1. 45.0-Syracuse-2007
2. 44.4-Villanova-1995
3. 44.0-Notre Dame-2002

## UConn Lowest 3-Point FG % (min 15 attempts)

1. 15.0-Georgetown-1996
2. 17.6-Syracuse-1998
3. 18.8-Rutgers-1998

## Lowest Opp. 3-Point FG % (min 15 attempts)

1. 11.1-Syracuse-2003
2. 13.3-Providence-1998
3. 15.8-Rutgers-1998
3. 15.8-W. Virginia-2012

## UConn Free Throws Made

1. 31-Seton Hall-1990
2. 28-Syracuse-2006
3. 29-DePaul-2011

## Opponent Free Throws Made

1. 40-Syracuse-2009
2. 32-Georgetown-1991
3. 30-Seton Hall-1989

## UConn Highest FT %

- (min 15 attempts)
1. 95.0-Seton Hall-2000
  2. 90.6-DePaul-2011
  3. 90.3-Syracuse-2006

## UConn Lowest FT %

- (min 15 att.)
1. 33.3-St. John's-2010
  2. 38.9-Syracuse-2005
  3. 45.8-DePaul-2012

## UConn Rebounds

1. 76-Syracuse-2009
2. 59-Seton Hall-1996
3. 54-Syracuse-2003

## Opponent Rebounds

1. 67-Syracuse-2009
2. 58-Georgetown-1984
3. 51-Seton Hall-1989
3. 51-St. John's-1992

## UConn Assists

1. 27-Syracuse-2009
2. 23-Georgetown-2005
2. 23-St. John's-1994

## Opponent Assists

1. 30-Georgetown-1985
2. 25-Villanova-1983
3. 23-Villanova-1995

## UConn Turnovers

1. 27-Syracuse-2009
2. 21-Georgetown-1985
2. 21-Pittsburgh-1988
2. 21-Georgetown-1991

## Opponent Turnovers

1. 24-Seton Hall-1990
2. 20-Syracuse-1990
2. 20-Georgetown-2005

## UConn Blocks

1. 16-Syracuse-2009
2. 11-Syracuse-2005
3. 10-Four times

## Opponent Blocks

1. 13-Syracuse-2003
2. 10--Syracuse-2009
2. 9-Syracuse-1980

## UConn Steals

1. 17-Seton Hall-1990
2. 13-Syracuse-1990
3. 12-Syracuse-2007
3. 12-Louisville-2011

## Opponent Steals

1. 15-Syracuse-2009
2. 14-Seton Hall-1986
3. 13-Georgetown-1985
3. 13-Providence-1988

## UConn Individual Single-Game Records

### Most Points

1. 42-Donyell Marshall-St. John's-3/11/94
2. 33-A.J. Price-Syracuse-3/12/09
2. 33-Kemba Walker-Syracuse-3/11/11
4. 30-Khalid El-Amin-Seton Hall-3/9/00

### Rebounds

1. 19-Travis Knight-Seton Hall-3/7/95
1. 19-Alex Oriakhi-DePaul-3/8/11
3. 18-Emeka Okafor-Seton Hall-3/13/03
3. 18-Corry Thompson-Boston College-2/28/80

### Assists

1. 12-Tate George-Boston College-3/5/87
2. 11-Marcus Williams-Syracuse-3/9/06
3. 10-A.J. Price-Syracuse-3/12/09
3. 10-Marcus Williams-Georgetown-3/10/05

### Field Goals Made

1. 15-Donyell Marshall-St. John's-3/11/94
2. 12-Steve Pikiell-Boston College-3/5/87
3. 11-Stanley Robinson-Syracuse-3/12/09
3. 11-Ray Allen-Syracuse-3/8/96

### Blocked Shots

1. 6-Hasheem Thabeet-Syracuse-3/12/09
1. 6-Rudy Gay-Syracuse-3/11/05
1. 6-Donyell Marshall-St. John's-3/11/94
1. 6-Josh Boone-Villanova-3/12/04

### Steals

1. 7-Ray Allen-Syracuse-3/8/96
2. 6-Tate George-Seton Hall-3/9/90
2. 6-Kemba Walker-Syracuse-3/11/11

### 3-Point Field Goal Attempts

1. 13-A.J. Price-Syracuse-3/12/09
2. 12-Scott Burrell-St. John's-3/13/92
2. 12-Richard Hamilton-Pittsburgh-3/5/95
4. 11-Albert Mouring-St. John's-3/11/00

### 3-Point Field Goals Made

1. 6-Albert Mouring-St. John's-3/11/00
2. 4-Ben Gordon-Seton Hall-3/13/03
2. 4-Caron Butler-Notre Dame-3/8/02
2. 4-Shabazz Napier-W. Virginia-2012

### Best FG% (min 8 made)

1. 79.0-Donyell Marshall-St. John's-3/11/94
2. 73.3-Khalid El-Amin-Seton Hall-3/9/00
3. 71.4-Kevin Freeman-Seton Hall-3/4/99

### Best Free-Throw% (min 8 made)

1. 100-(10-10)-Donyell Marshall-St. John's-2/11/94
2. 100-(8-8)-Tate George-Providence-3/10/88
2. 100-(8-8)-Phil Gamble-Providence-3/10/88

### Most Points off Bench

1. 23-Ben Gordon-Villanova-3/7/02
2. 19-Ben Gordon-Notre Dame-3/8/02
2. 19-Ryan Boatright-DePaul-3/6/12

UCONN BIG EAST TOURNAMENT HISTORY

INDIVIDUAL RECORDS AND AWARD WINNERS

BIG EAST TOURNAMENT INDIVIDUAL CAREER RECORDS

Games Played

Table with 3 columns: Rank, Player Name, Year, Games Played

Points

Table with 3 columns: Rank, Player Name, Year, Points

Points Avg.

Table with 3 columns: Rank, Player Name, Year, Points Avg.

FGM

Table with 3 columns: Rank, Player Name, Year, FGM

FG % (min 25 FGA)

Table with 3 columns: Rank, Player Name, Year, FG %

3FGM

Table with 3 columns: Rank, Player Name, Year, 3FGM

3FG% (min 10 3PT FGA)

Table with 4 columns: Rank, Player Name, Year, 3FG%

FTM

Table with 4 columns: Rank, Player Name, Year, FTM

FT % (min 10 FTA)

Table with 4 columns: Rank, Player Name, Year, FT %

Rebounds

Table with 4 columns: Rank, Player Name, Year, Rebounds

Rebound Avg.

Table with 4 columns: Rank, Player Name, Year, Rebound Avg.

Assists

Table with 4 columns: Rank, Player Name, Year, Assists

Wins

Table with 4 columns: Rank, Player Name, Year, Wins

BIG EAST TOURNAMENT UCONN INDIVIDUAL SINGLE TOURNAMENT RECORDS

Points

Table with 4 columns: Rank, Player Name, Points, Year

Points Average (min. 2 games)

Table with 4 columns: Rank, Player Name, Points Avg., Year

Rebound Average (min. 2 games)

Table with 4 columns: Rank, Player Name, Rebound Avg., Year

Assist Average (min. 2 games)

Table with 4 columns: Rank, Player Name, Assist Avg., Year

INDIVIDUAL BIG EAST CONFERENCE AWARDS

BIG EAST PLAYER OF THE YEAR

Table with 2 columns: Player Name, Year

BIG EAST COACH OF THE YEAR

Table with 2 columns: Coach Name, Year

BIG EAST ROOKIE OF THE YEAR

Table with 2 columns: Player Name, Year

BIG EAST DEFENSIVE PLAYER OF THE YEAR

Table with 2 columns: Player Name, Year

BIG EAST SIXTH MAN OF THE YEAR

Table with 2 columns: Player Name, Year

BIG EAST MOST IMPROVED PLAYER

Table with 2 columns: Player Name, Year

BIG EAST SCHOLAR-ATHLETE OF THE YEAR

Table with 2 columns: Player Name, Year

BIG EAST TOURNAMENT MOST OUTSTANDING PLAYER

Table with 2 columns: Player Name, Year

BIG EAST TOURNAMENT ALL-TOURNAMENT SELECTIONS

Table with 2 columns: Player Name, Year

BIG EAST ALL-CONFERENCE SELECTIONS

Table with 2 columns: Player Name, Year

1991-92

Table with 2 columns: Player Name, Team

1992-93

Table with 2 columns: Player Name, Team

1993-94

Table with 2 columns: Player Name, Team

1994-95

Table with 2 columns: Player Name, Team

1995-96

Table with 2 columns: Player Name, Team

1996-97

Table with 2 columns: Player Name, Team

1997-98

Table with 2 columns: Player Name, Team

1998-99

Table with 2 columns: Player Name, Team

1999-00

Table with 2 columns: Player Name, Team

2000-01

Table with 2 columns: Player Name, Team

2001-02

Table with 2 columns: Player Name, Team

2002-03

Table with 2 columns: Player Name, Team

2003-04

Table with 2 columns: Player Name, Team

2004-05

Table with 2 columns: Player Name, Team

2005-06

Table with 2 columns: Player Name, Team

2006-07

Table with 2 columns: Player Name, Team

2007-08

Table with 2 columns: Player Name, Team

2008-09

Table with 2 columns: Player Name, Team

2009-10

Table with 2 columns: Player Name, Team

2010-2011

Table with 2 columns: Player Name, Team

2011-12

Table with 2 columns: Player Name, Team

2012-13

Table with 2 columns: Player Name, Team

2013-14

Table with 2 columns: Player Name, Team

2014-15

Table with 2 columns: Player Name, Team

2015-16

Table with 2 columns: Player Name, Team

2016-17

Table with 2 columns: Player Name, Team

2017-18

Table with 2 columns: Player Name, Team

2018-19

Table with 2 columns: Player Name, Team

2019-20

Table with 2 columns: Player Name, Team

















UCONN BIG EAST TOURNAMENT HISTORY

**ALL-TIME BIG EAST TOURNAMENT BOX SCORES**

Wednesday, March 7, 2001, Madison Square Garden, New York, N.Y.  
 BIG EAST Tournament First Round  
 No. 3W Syracuse 86, No. 6E Connecticut 75

VISITOR TEAM: CONNECTICUT														
No.	N A M E	FG-A	3FG-A	FT-A	OF	DE	TOT	PF	TP	A	TO	BLK S	MIN	
03	Butler, Caron	f	5-11	1-2	7-9	4	3	7	5	18	0	0	3	33
51	Saunders, Edmund	f	1-2	0-0	2-3	3	2	5	2	4	0	2	0	18
34	Wane, Souleymane	c	2-3	0-0	0-0	2	1	3	3	4	0	3	3	17
12	Brown, Taliek	g	5-12	1-1	2-2	1	3	4	3	13	8	3	0	37
23	Mouring, Albert	g	5-10	1-3	1-1	1	2	3	3	12	2	0	0	31
02	Swain, Robert	f	1-2	0-0	0-0	0	0	0	0	3	2	1	0	2
20	Brown, Justin	f	0-0	0-0	0-0	0	0	0	0	0	0	1	0	1
32	Robertson, Tony	g	3-8	1-4	0-0	2	1	3	4	7	1	3	0	29
44	Selvie, Johnnie	f	6-11	0-0	2-5	2	2	4	3	14	0	1	2	32
TEAM	.....		2	2	4	1								
TOTALS	.....	28-59	5-12	14-20	17	16	33	24	75	13	14	5	3	200
TOT-FG 1stH:	13-30	43.3%		2ndH: 15-29	51.7%			Game: 47.5%			Deadball			
3pt-FG 1stH:	3-7	42.9%		2ndH: 2-5	40.0%			Game: 41.7%			Rebs			
FThrow 1stH:	9-11	81.8%		2ndH: 5-9	55.6%			Game: 70.0%			2			

HOME TEAM: SYRACUSE														
No.	N A M E	FG-A	3FG-A	FT-A	OF	DE	TOT	PF	TP	A	TO	BLK S	MIN	
03	Shumpert, Preston	f	9-17	4-7	9-11	2	2	4	3	31	0	0	0	40
25	Brown, Damone	f	8-11	0-0	2-2	5	3	8	3	18	2	2	4	40
34	McNeil, Jeremy	c	0-0	0-0	0-0	1	0	1	3	0	1	0	0	6
01	Griffin, Allen	g	4-11	1-2	5-7	0	3	3	0	14	7	1	0	7
21	Williams, DeShaun	g	5-14	0-1	4-5	3	1	4	0	14	7	1	0	34
13	Duany, Kueth	g	3-5	1-1	2-2	1	3	4	3	9	2	2	0	30
35	Celuck, Billy	f	0-0	0-0	0-0	0	0	0	4	0	1	1	0	10
TEAM	.....		2	5	7									
TOTALS	.....	29-58	6-11	22-27	14	17	31	16	86	19	8	4	10	200
TOT-FG 1stH:	18-32	56.3%		2ndH: 11-26	42.3%			Game: 50.0%			Deadball			
3pt-FG 1stH:	3-4	75.0%		2ndH: 3-7	42.9%			Game: 54.5%			Rebs			
FThrow 1stH:	8-10	80.0%		2ndH: 14-17	82.4%			Game: 81.5%			5			

OFFICIALS: Jim Burr, Will Bush, Curtis Shaw  
 TECHNICAL FOULS:  
 Connecticut - the bench(1)  
 ATTENDANCE: 19,528  
 SCORE BY PERIODS: 1st 2nd TOTAL  
 CONNECTICUT (19-11) 38 37 75  
 SYRACUSE (23-7) 47 39 86

Saturday, March 11, 2000, Madison Square Garden, New York, N.Y.  
 BIG EAST Tournament Finals  
 No. 3 St. John's 80, No. 4 Connecticut 70

VISITORS: CONNECTICUT																	
No.	N A M E	FG	FGA	3FG	3FGA	FT	FTA	OF	DE	TOT	PF	TP	A	TO	BLK S	MIN	
04	Deng, Ajou	f	1	4	0	0	1	1	7	8	2	2	0	0	1	23	
33	Freeman, Kevin	f	4	8	0	1	0	1	1	2	1	8	3	1	0	39	
43	Voskuhl, Jake	c	3	4	0	0	4	6	1	3	4	0	10	1	3	31	
23	Mouring, Albert	g	7	16	6	11	2	2	1	0	1	4	22	2	1	38	
42	El-Amin, Khalid	g	4	11	1	3	4	4	2	2	4	4	13	7	3	23	
32	Robertson, Tony	g	4	6	1	2	2	2	2	1	3	3	11	4	4	21	
34	Wane, Souleymane	g	0	0	0	0	0	0	1	1	2	0	0	1	0	8	
51	Saunders, Edmund	g	2	4	0	0	0	0	1	1	2	3	4	0	1	12	
55	Wrenn, Doug	g	0	0	0	0	0	0	0	0	0	0	0	2	0	5	
TEAM	.....									1	2					1	
TOTALS	.....	25	53	8	17	12	15	11	18	29	19	70	18	17	3	4	200
TOT-FG 1stH:	11-25	44.0%		2ndH: 14-28	50.0%			Game: 47.2%			Deadball						
3pt-FG 1stH:	3-6	50.0%		2ndH: 5-11	45.5%			Game: 47.1%			Rebs						
FThrow 1stH:	3-4	75.0%		2ndH: 9-11	81.8%			Game: 80.0%			1						

HOME TEAM: ST. JOHN'S																	
No.	N A M E	FG	FGA	3FG	3FGA	FT	FTA	OF	DE	TOT	PF	TP	A	TO	BLK S	MIN	
25	Postell, Lavor	f	5	8	0	0	4	4	2	6	8	4	14	3	0	40	
41	Jessie, Reggie	f	2	5	0	0	0	0	2	2	1	4	3	1	1	34	
22	Glover, Anthony	c	4	7	0	0	7	9	2	1	3	2	15	1	0	26	
12	Barkley, Erick	g	6	10	2	3	5	7	0	3	3	4	19	3	3	36	
14	Thornton, Bootsyt	g	9	14	4	6	0	0	1	4	5	3	22	1	2	34	
03	Gray, Chudney	g	2	4	0	1	0	0	0	0	0	4	3	3	0	16	
33	Emanuel, Donald	g	1	1	0	0	0	0	0	0	0	1	2	1	0	14	
TEAM	.....									0	2						
TOTALS	.....	29	49	6	10	16	20	5	18	23	15	80	15	11	2	8	200
TOT-FG 1stH:	14-25	56.0%		2ndH: 15-24	62.5%			Game: 59.2%			Deadball						
3pt-FG 1stH:	4-7	57.1%		2ndH: 2-3	66.7%			Game: 60.0%			Rebs						
FThrow 1stH:	5-6	83.3%		2ndH: 11-14	78.6%			Game: 80.0%			2						

OFFICIALS: Tim Higgins, Jim Burr, Reggie Greenwood  
 ATTENDANCE: 19,528 sellout  
 SCORE BY PERIODS: 1st 2nd TOTAL  
 CONNECTICUT (24-9) 28 42 70  
 ST. JOHN'S (24-7) 37 43 80

Friday, March 10, 2000, Madison Square Garden, New York, NY  
 BIG EAST Tournament Semifinals  
 No. 4 Connecticut 70, No. 9 Georgetown 55

VISITORS: GEORGETOWN																	
No.	N A M E	FG	FGA	3FG	3FGA	FT	FTA	OF	DE	TOT	PF	TP	A	TO	BLK S	MIN	
25	Burton, N.	f	0	1	0	0	0	2	0	2	2	0	3	2	0	34	
40	Scruggs, Lee	f	11	23	2	9	3	4	4	6	10	2	27	0	0	35	
40	Watkins, Jameel	c	5	12	0	0	1	2	5	3	8	3	11	0	0	21	
01	Hunter, D.	g	1	8	1	5	0	1	4	5	2	3	1	2	0	33	
12	Braswell, Kevin	g	4	14	2	7	0	0	3	3	1	10	6	2	0	2	
05	Perry, Anthony	g	2	0	0	0	0	1	1	2	0	0	0	0	0	8	
13	Samick, Victor	g	0	0	0	0	0	0	0	0	0	0	0	0	0	2	
20	Hester, Gharun	g	0	1	0	1	0	0	0	0	0	0	0	0	0	2	
21	Freeman, C.	g	0	1	0	0	0	0	0	0	0	0	0	0	0	5	
32	Gibson, Rhese	g	0	1	0	1	0	1	0	1	0	0	0	0	0	2	
44	Bountje Bountje, R.	g	1	4	0	0	2	2	0	1	4	4	1	3	1	19	
TEAM	.....							4	4	8	1						
TOTALS	.....	22	67	5	23	6	8	18	22	40	15	55	11	9	2	3	200
TOT-FG 1stH:	13-36	36.1%		2ndH: 9-31	29.0%			Game: 32.8%			Deadball						
3pt-FG 1stH:	2-11	18.2%		2ndH: 3-12	25.0%			Game: 21.7%			Rebs						
FThrow 1stH:	5-5	100.0%		2ndH: 1-3	33.3%			Game: 75.0%			1						

HOME TEAM: CONNECTICUT																	
No.	N A M E	FG	FGA	3FG	3FGA	FT	FTA	OF	DE	TOT	PF	TP	A	TO	BLK S	MIN	
04	Deng, Ajou	f	4	6	1	1	1	1	2	3	2	10	1	1	0	11	
33	Freeman, Kevin	f	4	11	0	0	8	10	5	2	7	2	16	0	0	38	
43	Voskuhl, Jake	c	1	6	0	0	2	4	1	5	4	2	0	1	0	22	
23	Mouring, Albert	g	5	15	3	4	3	4	3	2	5	1	16	4	1	2	
42	El-Amin, Khalid	g	3	8	1	3	4	4	0	6	6	0	11	6	3	0	
32	Robertson, Tony	g	2	5	1	2	0	0	5	5	1	5	3	1	0	17	
34	Wane, Souleymane	g	2	4	0	0	0	1	2	3	1	4	1	0	0	17	
50	Cox, Marcus	g	0	0	0	0	0	0	0	0	0	0	0	0	0	1	
51	Saunders, Edmund	g	2	4	0	0	0	0	4	4	3	4	2	2	0	20	
55	Wrenn, Doug	g	1	2	0	0	0	0	2	2	1	2	1	0	0	8	
TEAM	.....							2	2	4							
TOTALS	.....	24	61	6	10	16	21	16	28	44	15	70	18	9	1	6	200
TOT-FG 1stH:	14-30	46.7%		2ndH: 10-31	32.3%			Game: 39.3%			Deadball						
3pt-FG 1stH:	3-5	60.0%		2ndH: 3-5	60.0%			Game: 60.0%			Rebs						

# ALL-TIME BIG EAST TOURNAMENT BOX SCORES

Wednesday, March 8, 2000, Madison Square Garden, New York, NY  
BIG EAST Tournament First Round  
No. 4 Connecticut 70, No. 13 Boston College 55

VISITORS: BOSTON COLLEGE		REBOUNDS															
No.	N A M E	FG	FGA	3FG	3FGA	FT	FTA	OF	DE	TOT	PF	TP	A	TO	BLK	S	MIN
03	Cotton, Michael	f	5	11	0	1	2	2	2	4	2	11	1	6	0	1	36
21	Walls, Kenny	f	5	13	1	4	2	2	3	2	5	3	13	2	1	2	29
00	Aghai, Uka	c	3	7	0	0	0	0	0	3	3	5	6	3	2	0	24
05	Pina, Dwayne	g	2	4	0	2	0	2	1	3	3	4	4	2	0	0	38
13	Harley, Kenny	g	5	10	0	0	0	0	1	1	2	2	10	1	3	0	24
04	Berbohm, J.	0	0	0	0	2	2	1	2	3	1	2	1	0	0	1	7
23	Singletery, K.	3	12	3	9	0	0	2	2	4	3	9	1	1	0	0	29
32	Dudley, Andrew	0	0	0	0	0	0	0	1	1	0	0	0	0	0	0	13
TEAM									1	0	1	0					1
TOTALS		23	57	4	16	5	6	12	14	26	19	55	13	16	2	8	200
TOT-FG 1stH:	11-27	40.7%	2ndH:		12-30	40.0%	Game:		40.4%	Deadball							
3pt-FG 1stH:	2-9	22.2%	2ndH:		2-7	28.6%	Game:		25.0%	Rebs							
FThrow 1stH:	1-2	50.0%	2ndH:		4-4	100.0%	Game:		83.3%	0							

HOME TEAM: CONNECTICUT		REBOUNDS																
No.	N A M E	FG	FGA	3FG	3FGA	FT	FTA	OF	DE	TOT	PF	TP	A	TO	BLK	S	MIN	
04	Deng, Ajou	f	0	2	0	0	0	0	2	3	5	0	0	3	0	1	0	21
33	Freeman, Kevin	f	2	6	0	0	7	7	6	5	11	0	11	1	2	1	32	
43	Voskuhl, Jake	c	7	11	0	0	2	4	8	3	11	1	16	1	2	0	33	
23	Mouring, Albert	g	4	12	2	5	2	1	2	3	0	12	4	3	0	0	34	
42	El-Amin, Khalid	g	5	12	0	1	4	5	0	4	4	2	14	3	2	0	37	
32	Robertson, Tony	0	6	6	2	4	2	2	4	4	4	4	0	2	0	1	17	
34	Wane, Souleymane	1	2	0	0	1	1	1	2	3	2	3	0	1	0	0	6	
50	Cox, Marcus	1	2	0	0	0	0	1	1	2	0	2	0	0	0	0	2	
51	Saunders, Edmund	4	7	0	0	0	2	0	2	3	8	2	3	1	1	1	26	
55	Wrenn, Doug	0	0	0	0	0	0	0	0	0	0	0	0	0	0	0	2	
TEAM									0	1	1						2	
TOTALS		24	60	2	8	20	23	23	23	46	12	70	14	15	3	8	200	
TOT-FG 1stH:	10-27	37.0%	2ndH:		14-33	42.4%	Game:		40.0%	Deadball								
3pt-FG 1stH:	2-5	40.0%	2ndH:		0-3	0.0%	Game:		25.0%	Rebs								
FThrow 1stH:	9-10	90.0%	2ndH:		11-13	84.6%	Game:		87.0%	2								

OFFICIALS: Ted Valentine, Bob Donato, John Hughes  
ATTENDANCE: 17,729  
SCORE BY PERIODS: 1st 2nd TOTAL  
BOSTON COLLEGE (11-19) 25 30 55  
CONNECTICUT (22-8) 31 39 70

Friday, March 5, 1999, Madison Square Garden, New York, NY  
BIG EAST Tournament Semifinals  
No. 1 Connecticut 71, No. 4 Syracuse 50

VISITORS: SYRACUSE		REBOUNDS															
No.	N A M E	FG	FGA	3FG	3FGA	FT	FTA	OF	DE	TOT	PF	TP	A	TO	BLK	S	MIN
25	Brown, Damone	f	6	8	0	0	0	2	4	6	5	12	1	2	0	0	31
32	Blackwell, Ryan	f	3	7	0	2	1	2	5	7	2	7	0	2	0	0	35
33	Thomas, Etan	c	3	7	0	0	5	9	4	6	10	4	11	0	2	6	34
05	Hart, Jason	g	4	13	1	6	3	5	0	2	2	4	12	0	3	0	35
12	Griffin, Allen	g	0	3	0	2	0	0	0	0	0	4	0	1	2	0	22
03	Shumpert, P.	1	3	0	2	1	1	1	1	2	4	3	0	2	0	0	14
04	Bland, Tony	2	6	0	1	1	2	0	2	0	5	2	2	0	1	23	
40	Ovcina, Elvir	0	2	0	1	0	1	0	1	1	1	0	1	0	0	0	6
TEAM									2	2	4						3
TOTALS		19	49	1	14	11	20	11	23	34	24	50	15	6	6	200	
TOT-FG 1st Half:	6-20	.300	2nd Half:		13-29	.448	Game:		.388	DEADBALL							
3-Pt. FG 1st Half:	0-4	.000	2nd Half:		1-10	.100	Game:		.071	REBOUNDS							
F Throw % 1st Half:	6-10	.600	2nd Half:		5-10	.500	Game:		.550	5							

HOME TEAM: CONNECTICUT		REBOUNDS															
No.	N A M E	FG	FGA	3FG	3FGA	FT	FTA	OF	DE	TOT	PF	TP	A	TO	BLK	S	MIN
15	Freeman, Kevin	f	8	11	0	0	5	6	1	2	3	1	21	2	0	0	32
32	Hamilton, Richard	f	3	7	2	3	9	12	1	2	2	17	1	1	1	1	24
43	Voskuhl, Jake	c	0	1	0	0	5	8	0	4	4	3	5	0	4	1	16
21	Moore, Ricky	g	2	7	2	6	0	2	1	3	3	6	2	1	0	0	34
42	El-Amin, Khalid	g	2	11	1	6	1	2	1	4	5	3	6	5	2	0	35
03	Jones, Rashamel	4	7	0	0	0	2	2	5	7	2	8	2	0	0	1	22
22	Klaiber, Antrick	0	0	0	0	0	0	0	0	0	0	0	0	0	0	0	1
25	Tonella, Ed	0	0	0	0	0	0	0	0	0	0	0	0	0	0	0	1
31	Harrison, E.J.	1	1	0	0	0	0	0	1	1	0	2	0	0	0	1	6
34	Wane, Souleymane	2	2	0	0	0	0	1	0	1	3	4	0	0	1	0	6
35	Moore, Richard	0	4	0	0	0	0	0	0	0	0	0	0	0	0	0	1
51	Saunders, Edmund	1	4	0	0	0	0	0	2	2	2	2	3	2	0	0	22
TEAM									2	3	5						2
TOTALS		23	51	5	15	20	30	10	23	33	19	71	15	10	3	5	200
TOT-FG 1st Half:	15-30	.500	2nd Half:		8-21	.381	Game:		.451	DEADBALL							
3-Pt. FG 1st Half:	4-8	.500	2nd Half:		1-7	.143	Game:		.333	REBOUNDS							
F Throw % 1st Half:	4-8	.500	2nd Half:		16-22	.727	Game:		.667	5							

OFFICIALS: Tim Higgins, Jody Silvester, Ed Corbett  
ATTENDANCE: 19,548 sellout  
TECHNICAL FOULS:  
CONNECTICUT - bench(1)  
SCORE BY PERIODS: 1st 2nd TOTAL  
SYRACUSE (21-11) 18 32 50  
CONNECTICUT (27-2) 38 33 71

Saturday, March 6, 1999, Madison Square Garden, New York, NY  
BIG EAST Tournament Finals  
No. 1 Connecticut 82, No. 3 St. John's 63

VISITORS: ST. JOHN'S		REBOUNDS															
No.	N A M E	FG	FGA	3FG	3FGA	FT	FTA	OF	DE	TOT	PF	TP	A	TO	BLK	S	MIN
15	Artest, Ron	f	6	13	1	4	1	1	3	4	7	5	14	3	4	1	37
41	Jessie, Reggie	f	0	2	0	1	0	0	2	2	2	0	1	0	0	0	17
32	Grant, Tyrone	c	0	1	0	0	0	0	0	1	1	0	0	0	0	0	6
12	Barkley, Erick	g	4	13	0	5	10	10	2	1	3	5	18	4	3	0	35
14	Thornton, Marvis	g	6	10	2	4	3	4	0	0	0	17	2	3	1	37	
03	Gray, Chudney	2	4	1	2	0	0	1	0	1	2	5	1	2	0	0	15
10	Syed, Kareem	0	0	0	0	0	0	0	0	0	0	0	0	0	0	0	1
11	Charles, Collin	0	0	0	0	0	0	0	0	0	0	0	0	0	0	0	1
25	Postell, Lavor	4	10	0	1	1	1	2	2	4	0	9	0	0	0	0	30
33	Rmanuel, Donald	0	0	0	0	0	0	1	3	4	2	0	0	0	0	0	16
55	Richardson, Albert	0	0	0	0	0	0	0	0	0	0	1	0	0	0	0	5
TEAM										0	3	3					3
TOTALS		22	53	4	17	15	16	9	16	25	17	63	11	14	2	5	200
TOT-FG 1st Half:	9-24	.375	2nd Half:		13-29	.448	Game:		.415	DEADBALL							
3-Pt. FG 1st Half:	3-9	.333	2nd Half:		1-8	.125	Game:		.235	REBOUNDS							
F Throw % 1st Half:	8-8	1.000	2nd Half:		7-8	.875	Game:		.938	1							

HOME TEAM: CONNECTICUT		REBOUNDS															
No.	N A M E	FG	FGA	3FG	3FGA	FT	FTA	OF	DE	TOT	PF	TP	A	TO	BLK	S	MIN
15	Freeman, Kevin	f	3	8	0	0	3	4	2	4	6	0	9	1	0	0	35
32	Hamilton, Richard	f	8	11	3	6	4	4	0	7	7	2	23	4	3	1	34
43	Voskuhl, Jake	c	3	3	0	0	0	0	0	1	1	3	6	0	2	1	14
21	Moore, Ricky	g	2	4	1	2	4	4	0	0	2	9	6	2	1	2	34
42	El-Amin, Khalid	g	5	11	2	6	3	4	1	3	4	4	15	5	2	0	27
03	Jones, Rashamel	5	7	0	0	1	1	2	2	4	2	1					

UCONN BIG EAST TOURNAMENT HISTORY

# ALL-TIME BIG EAST TOURNAMENT BOX SCORES

Saturday, March 7, 1998, Madison Square Garden, New York, NY  
**BIG EAST Tournament Finals**  
 No. 1 Connecticut 69, No. 2 Syracuse 64

SYRACUSE 64												
NAME	FG	FGA	3FG	3FGA	FT	FTA	O	D	T	PF	TP	A TO B S M
Todd Burgan	5	14	1	7	6	6	4	5	9	4	17	2 2 0 1 39
Ryan Blackwell	3	10	0	2	2	2	4	6	4	8	1	1 0 0 0 36
Etan Thomas	4	8	0	0	1	2	1	1	2	3	9	2 1 2 1 28
Jason Hart	4	13	1	6	0	0	1	1	2	3	9	5 3 0 1 35
Marius Janulis	4	6	2	2	4	6	2	1	3	3	14	3 4 1 3 34
Elvir Ovčina	1	2	0	1	0	0	0	3	3	1	2	2 1 1 1 16
Allen Griffin	1	4	1	1	2	2	0	0	0	4	5	1 0 0 0 12
TEAM REBOUNDS	6 3 9 1											
<b>TOTALS</b>	<b>22</b>	<b>57</b>	<b>5</b>	<b>19</b>	<b>15</b>	<b>18</b>	<b>16</b>	<b>18</b>	<b>34</b>	<b>22</b>	<b>64</b>	<b>16 13 4 7 200</b>

CONNECTICUT 69												
NAME	FG	FGA	3FG	3FGA	FT	FTA	O	D	T	PF	TP	A TO B S M
Kevin Freeman	0	0	0	0	0	0	1	1	2	0	0	1 2 0 0 15
Richard Hamilton	3	11	1	8	4	6	0	2	2	4	11	2 2 1 2 37
Jake Voskuhl	6	7	0	0	1	1	3	4	7	2	13	3 2 1 0 30
Ricky Moore	2	3	0	0	4	4	1	0	1	3	8	1 1 1 0 37
Khalid El-Amin	4	16	2	9	2	4	1	2	3	2	12	6 2 1 0 36
Souleymane Wane	2	5	0	0	0	0	3	2	5	0	4	0 1 2 1 10
Rashamel Jones	6	11	0	0	5	8	4	5	9	4	17	3 1 0 0 25
Monquencio Hardnett	1	2	0	0	2	2	0	5	5	2	4	2 1 1 2 10
TEAM REBOUNDS	2 0 2											
<b>TOTALS</b>	<b>24</b>	<b>55</b>	<b>3</b>	<b>17</b>	<b>18</b>	<b>25</b>	<b>15</b>	<b>21</b>	<b>36</b>	<b>17</b>	<b>69</b>	<b>18 12 7 5 200</b>

Officials: Jim Burr, Ted Valentine, Tim Higgins  
 Technical Fouls: none  
 Attendance: 18,521  
**SYRACUSE (24-8)** 23 41 -- 64  
**CONNECTICUT (29-4)** 27 42 -- 69

Thursday, March 5, 1998, Madison Square Garden, New York, N.Y.  
**BIG EAST Tournament Quarterfinals**  
 No. 1 Connecticut 64, No. 8 Providence 55

PROVIDENCE 55												
NAME	FG	FGA	3FG	3FGA	FT	FTA	O	D	T	PF	TP	A TO B S M
Jamel Thomas	6	19	1	4	4	4	3	3	6	4	17	0 2 0 2 38
Justin Farley	5	11	0	1	0	0	1	5	6	5	10	0 1 0 1 31
Erron Maxey	6	8	0	0	0	0	1	1	2	2	12	1 1 0 0 19
Kendrick Moore	1	4	0	1	2	2	0	2	2	1	4	1 1 0 0 23
John Linehan	2	10	1	7	0	0	1	4	5	5	5	4 1 0 3 36
Llewellyn Cole	3	4	0	0	1	3	1	1	2	3	7	0 2 1 0 23
Corey Wright	0	3	0	2	0	0	0	1	1	3	0	4 0 0 2 29
T.J. McKenzie	0	0	0	0	0	0	0	0	0	1	0	0 1 0 0 1
TEAM REBOUNDS	4 3 7 2											
<b>TOTALS</b>	<b>23</b>	<b>59</b>	<b>2</b>	<b>15</b>	<b>7</b>	<b>9</b>	<b>11</b>	<b>20</b>	<b>31</b>	<b>24</b>	<b>55</b>	<b>10 11 1 8 200</b>

CONNECTICUT 64												
NAME	FG	FGA	3FG	3FGA	FT	FTA	O	D	T	PF	TP	A TO B S M
Kevin Freeman	5	8	0	0	5	6	1	3	4	3	15	2 2 0 0 30
Richard Hamilton	5	20	1	7	11	14	4	7	11	1	22	3 0 1 1 38
Jake Voskuhl	2	4	0	0	0	2	2	6	8	4	4	0 2 2 0 25
Ricky Moore	1	4	0	0	1	2	4	0	4	1	3	1 3 0 0 30
Khalid El-Amin	5	11	1	3	3	3	1	5	6	0	14	3 3 0 4 38
Monquencio Hardnett	0	3	0	1	0	0	1	1	2	2	0	2 2 0 0 14
Rashamel Jones	1	1	0	0	2	2	1	3	4	3	4	2 1 0 1 17
Souleymane Wane	0	0	0	0	2	4	0	0	0	0	2	0 0 0 0 7
Antric Klaiber	0	0	0	0	0	0	0	0	0	1	0	0 0 0 0 1
TEAM REBOUNDS	3 2 5											
<b>TOTALS</b>	<b>19</b>	<b>51</b>	<b>2</b>	<b>11</b>	<b>24</b>	<b>33</b>	<b>17</b>	<b>27</b>	<b>44</b>	<b>15</b>	<b>64</b>	<b>13 13 3 6 200</b>

Officials: Bob Donato, Ted Valentine, Ed Corbett  
 Technical Fouls: none  
 Attendance: 15,377  
**PROVIDENCE (12-16)** 21 34 -- 55  
**CONNECTICUT (27-4)** 26 38 -- 64

Friday, March 6, 1998, Madison Square Garden, New York, NY  
**BIG EAST Tournament Semifinals**  
 No. 1 Connecticut 64, No. 12 Rutgers 50

RUTGERS 50												
NAME	FG	FGA	3FG	3FGA	FT	FTA	O	D	T	PF	TP	A TO B S M
Jeff Greer	5	12	2	5	0	0	1	5	6	1	12	0 3 0 0 28
Rob Hodgson	0	6	0	2	0	0	4	5	9	3	0	2 1 0 1 39
Eric Clark	6	14	0	0	8	12	7	2	9	4	20	1 3 1 0 25
Earl Johnson	2	12	0	6	0	0	2	1	3	4	4	4 6 0 3 34
Geoff Billet	1	8	1	5	0	0	1	3	4	1	3	4 2 0 2 38
Alvydas Tenys	2	5	0	0	2	2	2	0	2	3	6	0 2 1 1 12
Sam Sanders	1	7	0	1	1	3	3	2	5	3	3	0 0 0 0 19
Ben Neville	0	0	0	0	0	0	0	0	0	0	0	0 0 0 0 1
Kevin Wennersten	0	0	0	0	0	0	0	0	0	0	1	0 0 0 0 0 1
Johnnie Blake	1	1	0	0	0	0	0	0	0	0	2	0 0 0 0 1
Josh Sankes	0	0	0	0	0	0	0	0	0	0	0	0 0 0 0 1
Darko Matijasevic	0	0	0	0	0	0	0	0	0	0	0	1 0 0 0 0 1
TEAM REBOUNDS	3 3 6											
<b>TOTALS</b>	<b>18</b>	<b>65</b>	<b>3</b>	<b>19</b>	<b>11</b>	<b>17</b>	<b>23</b>	<b>21</b>	<b>44</b>	<b>20</b>	<b>50</b>	<b>12 17 2 7 200</b>

CONNECTICUT 64												
NAME	FG	FGA	3FG	3FGA	FT	FTA	O	D	T	PF	TP	A TO B S M
Kevin Freeman	2	2	0	0	1	3	2	3	5	2	5	0 3 0 0 30
Richard Hamilton	3	11	1	5	11	12	2	4	6	1	18	0 3 1 1 35
Jake Voskuhl	1	2	0	0	0	0	3	7	10	5	2	0 3 1 1 17
Ricky Moore	0	2	0	1	0	0	1	3	4	0	0	2 1 0 0 22
Khalid El-Amin	8	21	2	8	3	4	0	2	2	2	21	4 2 0 2 33
Rashamel Jones	1	2	0	0	0	0	1	1	2	0	2	0 0 0 0 13
Monquencio Hardnett	1	4	0	2	4	6	1	2	3	1	6	2 2 3 1 25
Souleymane Wane	3	4	0	0	0	1	2	2	4	4	6	1 0 4 1 14
Antric Klaiber	1	2	0	0	0	0	1	0	1	2	2	0 0 0 0 5
E.J. Harrison	1	2	0	0	0	0	0	0	0	0	2	0 1 0 0 5
Albert Mouring	0	0	0	0	0	0	0	0	0	0	0	0 0 0 0 1
TEAM REBOUNDS	0 3 3 2											
<b>TOTALS</b>	<b>21</b>	<b>52</b>	<b>3</b>	<b>16</b>	<b>19</b>	<b>26</b>	<b>13</b>	<b>27</b>	<b>40</b>	<b>17</b>	<b>64</b>	<b>9 17 9 6 200</b>

Officials: Jim Burr, Jody Silvester, Mike Kitts  
 Technical Fouls: none  
 Attendance: 19,548 (sellout)  
**RUTGERS (14-15)** 20 30 -- 50  
**CONNECTICUT (28-4)** 27 37 -- 64

Wednesday, March 5, 1997, Madison Square Garden, New York, NY  
**BIG EAST Tournament First Round**  
 No. 6 Pittsburgh 63, No. 11 Connecticut 62

CONNECTICUT 62												
NAME	FG	FGA	3FG	3FGA	FT	FTA	O	D	T	PF	TP	A TO B S M
Kevin Freeman	5	6	0	0	0	0	2	3	5	2	10	0 2 0 2 27
Rashamel Jones	3	10	1	4	2	2	2	3	5	0	9	4 3 0 3 25
Jake Voskuhl	2	4	0	0	0	0	2	4	6	5	4	1 1 0 0 24
Richard Hamilton	4	17	2	12	5	5	0	2	2	1	15	2 4 0 1 35
Ricky Moore	2	6	1	1	0	0	1	2	3	0	5	5 2 0 1 39
Antric Klaiber	3	5	0	0	1	2	4	4	8	4	7	0 2 2 2 0 27
Monquencio Hardnett	5	7	1	1	1	1	3	0	3	0	12	2 1 0 0 16
Dion Carson	0	0	0	0	0	0	0	0	0	0	0	0 0 0 0 2
Michael LeBlanc	0	0	0	0	0	0	0	1	1	0	0	0 0 0 0 4
Sam Funches	0	0	0	0	0	0	0	0	0	0	0	0 0 0 0 1
TEAM REBOUNDS	3 1 4 1											
<b>TOTALS</b>	<b>24</b>	<b>55</b>	<b>5</b>	<b>18</b>	<b>9</b>	<b>10</b>	<b>17</b>	<b>20</b>	<b>37</b>	<b>12</b>	<b>62</b>	<b>14 16 2 7 200</b>
Total FG%:	1st Half: 14-28, 50.0 2nd Half: 10-27, 37.0 Game: 24-55, 43.6 Deadball Reb.											
3-Pt. FG%:	1st Half: 3-8, 37.5 2nd Half: 2-10, 20.0 Game: 5-18, 27.8 1											
FT%:	1st Half: 4-5, 80.0 2nd Half: 5-5, 100.0 Game: 9-10, 90.0											

PITTSBURGH 63												
NAME	FG	FGA	3FG	3FGA	FT	FTA	O	D	T	PF	TP	A TO B S M
Jason Maile	1	4	1	3	0	0	0	0	0	3	3	0 0 0 1 21
Chad Varga	2	8	0	0	2	3	3	1	4	2	6	0 4 0 2 25
Mark Blount	5	8	0	0	1	4	1	5	6	2	11	1 1 3 1 33
Vonteeo Cummings	7	14	2	5	1	2	2	1	3	0	17	6 2 0 3 39
Kellii Taylor	6	9	3	5	0	0	1	3	4	2	15	2 2 0 2 37
Gerald Jordan	3	5	0	0	3	3	2	1	3	4	9	0 6 0 0 20
Kevin Willard	1	2	0	0	0	0	0	2	2	2	3	0 0 0 1 23
Isaac Hawkins	0	0	0	0	0	0	0	0	0	0	0	0 0 0 0 2
TEAM REBOUNDS	1 1 2											
<b>TOTALS</b>	<b>25</b>	<b>50</b>	<b>6</b>	<b>13</b>	<b>7</b>	<b>12</b>	<b>10</b>	<b>14</b>	<b>24</b>	<b>15</b>	<b>63</b>	<b>12 15 3 10 200</b>
Total FG%:	1st Half: 14-24, 58.3 2nd Half: 11-26, 42.3 Game: 25-50, 50.0 Deadball Reb.											
3-Pt. FG%:	1st Half: 5-9, 55.6 2nd Half: 1-4, 25.0 Game: 6-13, 46.2 0											
FT%:	1st Half: 3-7, 42.9 2nd Half: 4-5, 80.0 Game: 7-12, 58.3											

Officials: Jim Burr, Mike Kitts, William Bush  
 Attendance: 18,291  
**CONNECTICUT (14-14)** 35 27 -- 62  
**PITTSBURGH (17-13)** 36 27 -- 63

# ALL-TIME BIG EAST TOURNAMENT BOX SCORES

## March 9, 1996-- Championship Game Madison Square Garden, New York, NY CONNECTICUT 75, GEORGETOWN 74

GEORGETOWN 74	FG	3FG	FT	R	PF	TP	A	MIN
B. Aw	0-2	0-0	0-0	2	2	0	0	15
J. Williams	3-7	0-0	3-3	12	2	9	3	32
O. Harrington	6-8	0-0	1-3	5	2	13	2	29
A. Iverson	4-15	2-7	3-4	3	4	13	6	31
V. Page	8-18	3-6	1-3	4	3	20	3	37
J. Toumou	3-5	1-2	0-2	1	1	7	0	17
J. White	4-5	0-0	1-1	3	3	9	0	20
J. Nichols	1-3	1-3	0-0	1	0	3	0	13
Y. Dia	0-1	0-0	0-0	0	5	0	0	5
D. Jackson	0-0	0-0	0-0	0	0	0	0	1
<b>TOTALS</b>	<b>29-64</b>	<b>7-18</b>	<b>9-16</b>	<b>39</b>	<b>22</b>	<b>74</b>	<b>14</b>	<b>200</b>

CONNECTICUT 75	FG	3FG	FT	R	PF	TP	A	MIN
K. King	8-11	0-0	4-4	9	3	20	0	33
R. Johnson	2-6	0-0	0-0	0	4	4	0	19
T. Knight	4-7	0-0	4-4	7	5	12	2	22
R. Allen	5-20	2-8	5-8	12	3	17	4	39
D. Sheffer	1-11	0-5	4-4	5	0	6	2	34
R. Moore	6-12	1-4	1-2	2	0	14	2	27
E. Hayward	1-3	0-0	0-0	0	0	2	1	21
R. Jones	0-1	0-0	0-0	1	0	0	0	1
R. Inyatkin	0-0	0-0	0-0	0	0	0	0	1
<b>TOTALS</b>	<b>27-71</b>	<b>3-20</b>	<b>18-22</b>	<b>47</b>	<b>18</b>	<b>75</b>	<b>12</b>	<b>200</b>

Halftime Score - Georgetown 46, Connecticut 42; Team Rebounds - Connecticut 8, Georgetown 8; Turnovers - Connecticut 8 (Sheffer, 2, Moore, Johnson, Knight, Allen, Jones) Georgetown 10 (Iverson 4, Page 3, Aw, Williams, TEAM); Blocks - Connecticut 5 (Allen 2, Sheffer 2, Hayward); Georgetown 8 (White 4, Harrington 3, Dia); Steals - Connecticut 5 (Allen 2, Sheffer 2, Hayward) Georgetown 2 (Aw 2, Toumou, White) Technicals - none; Attendance - 19,544 (sellout); Game Officials - Jim Burr, Tim Higgins, Ted Valentine.

## March 8, 1996-- Semifinals Madison Square Garden, New York, NY CONNECTICUT 85, SYRACUSE 67

SYRACUSE 67	FG	3FG	FT	R	PF	TP	A	MIN
T. Burgan	2-6	1-4	4-6	7	1	19	1	33
J. Wallace	7-16	1-3	4-4	7	4	19	4	34
O. Hill	3-9	0-0	2-6	6	3	8	0	24
J. Cipolla	5-11	1-4	2-2	2	2	13	0	27
L. Sims	1-4	0-2	0-0	3	0	2	7	39
M. Janulis	2-3	2-2	0-0	1	3	6	1	19
J.B. Reafsnider	4-8	0-0	0-1	2	0	8	0	21
D. Patrick	0-0	0-0	0-0	0	0	0	0	1
E. Nelson	0-0	0-0	0-0	1	0	0	0	1
E. Ovchina	1-1	0-0	0-0	0	0	2	0	1
<b>TOTALS</b>	<b>25-58</b>	<b>5-15</b>	<b>12-19</b>	<b>32</b>	<b>13</b>	<b>67</b>	<b>13</b>	<b>200</b>

CONNECTICUT 85	FG	3FG	FT	R	PF	TP	A	MIN
K. King	4-8	0-0	2-5	5	10	1	1	24
R. Johnson	4-7	1-2	0-0	6	2	9	3	25
T. Knight	4-5	0-0	4-6	12	2	12	2	36
R. Allen	11-21	4-9	3-3	2	2	29	1	36
D. Sheffer	8-15	4-9	2-2	1	2	22	5	34
R. Moore	1-1	1-1	0-0	1	3	4	1	19
E. Hayward	0-0	0-0	0-0	3	0	0	1	15
R. Jones	0-3	0-1	0-0	0	0	0	0	5
R. Inyatkin	0-0	0-0	0-0	0	0	0	0	1
A. Klaiber	0-0	0-0	0-0	0	0	0	0	1
D. Carson	0-0	0-0	0-0	0	0	0	0	1
K. Chapman	0-0	0-0	0-0	0	0	0	0	1
P. Kane	0-0	0-0	0-0	0	0	0	0	1
<b>TOTALS</b>	<b>32-60</b>	<b>10-22</b>	<b>11-16</b>	<b>35</b>	<b>17</b>	<b>85</b>	<b>18</b>	<b>200</b>

Halftime Score - Syracuse 39, Connecticut 37; Team Rebounds - Connecticut 4, Syracuse 3; Turnovers - Connecticut 16 (Sheffer 6, Knight 4, Allen 2, King, Hayward) Syracuse 17 (Sims 7, Wallace 4, Burgan 2, Hill 2, Reafsnider, Patrick); Blocks - Connecticut 2 (Knight) Syracuse 1 (Hill); Steals - Connecticut 9 (Allen 7, Sheffer 2) Syracuse 8 (Burgan 2, Hill 2, Sims 2, Janulis, Patrick); Technicals - None; Attendance - 19,544 (sellout); Game Officials - Jim Burr, Jody Silvester, Bob Donato.

## March 7, 1996-- Quarterfinals Madison Square Garden, New York, NY CONNECTICUT 79, SETON HALL 58

SETON HALL 58	FG	3FG	FT	R	PF	TP	A	MIN
A. Griffin	7-17	1-3	1-3	13	2	16	3	37
B. Taty	4-11	0-0	4-4	5	3	12	0	24
J. Kaba	2-8	0-0	3-4	7	2	7	0	23
D. Hurley	1-13	1-8	1-2	2	3	4	3	39
L. Sanders	3-8	1-5	0-0	3	2	7	2	31
D. Williams	2-6	1-2	3-4	3	0	8	1	26
D. Jordan	0-3	0-0	0-0	4	1	0	0	14
K. Payton	0-0	0-0	0-0	0	2	0	0	2
R. Leath	0-1	0-0	0-0	0	0	0	0	2
J. Yablonski	0-0	0-0	3-4	0	0	3	0	1
J. Fairchild	0-0	0-0	1-2	0	0	1	0	1
<b>TOTALS</b>	<b>19-67</b>	<b>4-18</b>	<b>16-23</b>	<b>43</b>	<b>15</b>	<b>58</b>	<b>9</b>	<b>200</b>

CONNECTICUT 79	FG	3FG	FT	R	PF	TP	A	MIN
K. King	5-12	0-0	1-4	12	4	11	1	26
R. Johnson	5-10	0-0	1-2	5	3	11	1	23
T. Knight	6-13	0-0	0-0	19	1	12	4	31
R. Allen	4-17	0-4	3-4	4	1	11	2	35
D. Sheffer	7-15	3-7	2-2	5	1	19	5	32
E. Hayward	0-0	0-0	4-4	4	4	4	0	15
R. Moore	0-1	0-0	3-4	1	0	3	2	18
R. Jones	2-6	0-0	0-0	0	0	4	0	9
R. Inyatkin	0-2	0-1	1-2	2	2	1	0	5
D. Carson	1-1	0-0	1-1	1	0	3	0	3
A. Klaiber	0-0	0-0	0-0	0	0	0	0	2
K. Chapman	0-0	0-0	0-0	0	0	0	0	1
<b>TOTALS</b>	<b>30-77</b>	<b>3-12</b>	<b>16-23</b>	<b>59</b>	<b>19</b>	<b>79</b>	<b>15</b>	<b>200</b>

Halftime Score - Connecticut 39, Seton Hall 24; Team Rebounds - Connecticut 4, Seton Hall 6; Turnovers - Connecticut 16 (Sheffer 4, King 3, Moore 3, Knight 2, Allen 2, Jones, Inyatkin) Seton Hall 17 (Griffin 5, Sanders 5, Hurley 3, Taty, Kaba, Payton, Leath); Blocks - Connecticut 1 (Knight) Seton Hall 2 (Taty, Payton); Steals - Connecticut 10 (Sheffer 4, Moore 2, Jones 2, Allen, Hayward) Seton Hall 6 (Hurley 3, Sanders 2, Williams); Technicals - Seton Hall bench (4:28, 2nd); Attendance - 19,544 (sellout); Game Officials - Tim Higgins, Joe Mingle, Will Bush.

## March 12, 1995-- Championship Game Madison Square Garden, New York, NY VILLANOVA 94, CONNECTICUT 78

VILLANOVA 94	FG	3FG	FT	R	PF	TP	A	MIN
E. Eberz	6-15	3-9	1-1	4	1	16	3	34
C. Kornegay	2-3	0-0	1-3	5	2	5	6	27
J. Lawson	10-14	0-0	7-8	5	4	27	0	28
J. Haynes	1-5	1-2	2-2	4	1	5	9	35
K. Kittles	11-16	4-6	1-2	4	1	27	2	39
A. Williams	3-4	0-1	3-4	3	1	9	3	18
R. Wilson	0-1	0-0	0-0	0	1	0	0	7
Z. Penn	1-2	0-0	0-0	2	1	2	0	8
K. Cox	0-0	0-0	2-2	0	0	2	0	1
J. Gregg	0-0	0-0	0-0	0	0	0	0	1
A. Shafer	0-0	0-0	1-2	0	0	1	0	1
N. Fragakis	0-0	0-0	0-0	0	0	0	0	1
<b>TOTALS</b>	<b>34-60</b>	<b>8-18</b>	<b>18-24</b>	<b>32</b>	<b>12</b>	<b>94</b>	<b>23</b>	<b>200</b>

CONNECTICUT 78	FG	3FG	FT	R	PF	TP	A	MIN
R. Allen	9-17	3-6	0-1	7	0	21	2	35
D. Marshall	2-5	1-2	0-0	2	2	5	1	18
T. Knight	3-8	0-0	2-2	8	2	8	2	31
K. Ollie	2-5	0-3	2-2	2	4	6	7	34
D. Sheffer	5-13	4-9	2-2	2	3	16	4	31
E. Hayward	0-0	0-0	0-0	2	3	0	1	6
B. Fair	5-10	3-7	4-4	2	1	17	0	18
R. Johnson	0-0	0-0	0-0	3	0	0	0	3
K. King	1-2	0-0	1-2	6	4	3	0	14
N. Willingham	1-1	0-0	0-0	1	0	2	0	6
U. Cohen-Mintz	0-2	0-0	0-0	2	0	0	0	1
M. Thomas	0-1	0-1	0-0	0	1	0	0	1
R. Inyatkin	0-1	0-1	0-0	0	0	0	0	1
G. Yeomans	0-0	0-0	0-0	0	0	0	0	1
<b>TOTALS</b>	<b>28-65</b>	<b>11-29</b>	<b>11-13</b>	<b>39</b>	<b>20</b>	<b>78</b>	<b>17</b>	<b>200</b>

Halftime Score - Villanova 40, Connecticut 39; Team Rebounds - Connecticut 2, Villanova 5; Turnovers - Connecticut 13 (Marshall 3, Allen 3, Sheffer 2, Fair 2, Ollie, Knight, Inyatkin) Villanova 6 (Lawson 3, Eberz, Haynes, Kittles); Blocks - Connecticut 4 (Knight) Villanova 5 (Lawson 3, Kornegay 2); Steals - Connecticut 3 (Ollie, Knight, Sheffer) Villanova 6 (Kittles 4, Haynes 2) Technicals - None; Attendance - 19,544 (sellout); Game Officials - Jim Burr, Tim Higgins, Ted Valentine.

## March 11, 1995-- Semifinals Madison Square Garden, New York, NY CONNECTICUT 88, GEORGETOWN 81

GEORGETOWN 81	FG	3FG	FT	R	PF	TP	A	MIN
O. Harrington	8-12	0-0	8-11	11	3	24	1	30
J. Williams	1-4	0-1	2-2	3	2	4	0	24
D. Reid	2-6	0-0	0-0	6	4	4	3	26
A. Iverson	9-27	0-4	9-10	8	4	27	6	39
J. Jacques	0-6	0-1	0-0	4	2	0	1	23
B. Aw	6-10	0-0	2-2	4	3	14	1	22
I. Church	3-7	1-3	0-0	1	4	7	0	21
K. Millen	0-2	0-1	0-0	0	1	0	0	8
J. Nichols	0-0	0-0	1-2	2	0	1	0	7
<b>TOTALS</b>	<b>29-74</b>	<b>1-10</b>	<b>22-27</b>	<b>43</b>	<b>23</b>	<b>81</b>	<b>12</b>	<b>200</b>

CONNECTICUT 88	FG	3FG	FT	R	PF	TP	A	MIN
R. Allen	10-15	1-5	3-4	6	3	24	2	38
D. Marshall	2-8	1-3	9-10	6	2	14	4	38
T. Knight	8-13	0-0	0-1	8	2	16	1	31
K. Ollie	2-5	0-0	2-2	2	6	8	5	34
D. Sheffer	4-10	0-2	4-6	7	3	12	3	32
E. Hayward	1-2	0-0	2-2	2	5	4	0	8
B. Fair	4-7	2-2	0-0	0	1	10	1	14
K. King	0-0	0-0	0-0	0	1	0	0	2
R. Johnson	0-0	0-0	0-0	0	0	0	0	2
N. Willingham	0-0	0-0	0-0	0	0	0	0	1
<b>TOTALS</b>	<b>31-60</b>	<b>4-12</b>	<b>22-29</b>	<b>37</b>	<b>21</b>	<b>88</b>	<b>16</b>	<b>200</b>

Halftime Score - Georgetown 40, Connecticut 39; Team Rebounds - Connecticut 5, Georgetown 4; Turnovers - Connecticut 21 (Sheffer 7, Fair 4, Ollie 3, Marshall 2, Hayward 2, Knight 2, Allen) Georgetown 16 (Iverson 4, Jacques 3, Harrington 3, Reid 2, TEAM 2, Aw, Church); Blocks - Connecticut 3 (Marshall, Ollie, Knight) Georgetown - 5 (Harrington 3, Reid 2); Steals - Connecticut 7 (Allen 2, Fair, Marshall, Ollie, Knight, Sheffer) Georgetown 7 (Reid 2, Iverson 2, Williams, Jacques, Milen); Technicals - None; Attendance - 19,544 (sellout); Game Officials - Tim Higgins, Ted Valentine, John Cahill.

## March 10, 1995-- Quarterfinals Madison Square Garden, New York, NY CONNECTICUT 81, PITTSBURGH 78

PITTSBURGH 78	FG	3FG	FT	R	PF	TP	A	MIN
O. Antigua	7-10	3-3	0-0	3	5	17	6	32
C. Gant	3-4	0-0	0-2	6	5	6	1	19
J. Peterson	6-14	0-0	3-5	16	2	15	0	38
A. Aldridge	4-10	2-6	3-4	1	3	13	8	40
G. Thomas	7-14	2-8	2-2	3	3	18	1	23
J. Maile	2-7	2-4	2-2	2	4	8	2	32
C. Varga	0-2	0-0	1-2	4	2	1	0	16
<b>TOTALS</b>	<b>29-61</b>	<b>9-21</b>	<b>11-17</b>	<b>37</b>	<b>24</b>	<b>78</b>	<b>18</b>	<b>200</b>

CONNECTICUT 81	FG	3FG	FT	R	PF	TP	A	MIN
R. Allen	8-11	3-6	1-3					

UCONN BIG EAST TOURNAMENT HISTORY

ALL-TIME BIG EAST TOURNAMENT BOX SCORES

March 13, 1992-- Quarterfinals  
Madison Square Garden, New York, NY  
ST. JOHN'S 64, CONNECTICUT 59 (OT)

CONNECTICUT 81	FG	3FG	FT	R	PF	TP	A	MIN
DL Marshall	4-11	0-3	0-1	9	4	8	1	38
T. Walker	1-2	0-0	0-0	8	0	2	0	36
R. Sellers	3-5	0-0	13-17	9	5	19	1	41
S. Burrell	3-16	3-12	3-4	7	4	12	4	42
C. Smith	7-19	3-10	1-2	2	4	18	2	44
Dy. Marshall	0-2	0-0	0-0	0	3	0	0	4
B. Fair	0-5	0-0	0-0	4	1	0	0	12
D. Cyrulik	0-0	0-0	0-0	0	0	0	0	2
K. Ollie	0-0	0-0	0-0	0	0	0	0	6
<b>TOTALS</b>	<b>18-60</b>	<b>6-25</b>	<b>17-24</b>	<b>45</b>	<b>21</b>	<b>59</b>	<b>8</b>	<b>225</b>
ST. JOHN'S 64	FG	3FG	FT	R	PF	TP	A	MIN
S. Scott	2-4	0-0	2-2	3	6	6	0	16
M. Sealy	7-20	0-2	15-16	18	3	29	2	45
M. Foster	1-3	0-0	0-0	2	2	2	2	14
J. Buchanan	3-11	3-10	5-8	4	3	12	2	42
C. Sproling	3-10	1-3	1-4	7	1	8	2	41
L. Middleton	1-7	0-0	0-2	5	4	2	4	41
R. Werdnann	0-6	0-0	0-0	3	4	0	1	19
D. Cain	0-1	0-0	0-0	1	1	0	0	3
D. Brown	1-2	1-1	0-0	0	1	3	0	4
<b>TOTALS</b>	<b>18-64</b>	<b>5-16</b>	<b>23-32</b>	<b>51</b>	<b>25</b>	<b>64</b>	<b>13</b>	<b>225</b>

Halftime Score - Connecticut 23, St. John's 20; End of Regulation - Connecticut 53, St. John's 53; Team Rebounds - Connecticut 6, St. John's 8; Turnovers - Connecticut 20 (Smith 6, Burrell 5, DL Marshall 3, Ollie 2, Walker, Marshall) St. John's 16 (Scott 5, Sealy 3, Buchanan 3, Middleton 2, Cain 2, Brown); Blocks - Connecticut 5 (DL Marshall 2, Burrell 2, Sellers) St. John's 1 (Sproling); Steals - Connecticut 6 (Burrell 3, Walker, Sellers, Smith) St. John's 9 (Sealy 4, Werdnann 2, Buchanan, Sproling, Middleton) Technicals - None; Attendance - 18,897; Game Officials - Larry Lembo, Bob Donato, Tom Corbin.

March 8, 1991-- Quarterfinals  
Madison Square Garden, New York, NY  
GEORGETOWN 68, CONNECTICUT 49

GEORGETOWN 68	FG	3FG	FT	R	PF	TP	A	MIN
R. Churchwell	2-8	0-2	1-2	4	5	5	0	18
A. Mourning	2-8	0-1	15-16	6	3	19	1	32
D. Mutombo	4-8	0-0	5-8	27	2	13	1	37
J. Brown	2-12	0-2	1-1	3	3	5	3	38
C. Harrison	4-16	2-5	5-6	2	2	15	0	36
L. Morgan	1-1	0-0	4-5	0	5	6	0	14
R. Thompson	0-0	0-0	0-0	1	0	0	1	7
B. Kelly	2-4	0-0	1-1	0	1	5	0	18
<b>TOTALS</b>	<b>17-60</b>	<b>2-10</b>	<b>32-39</b>	<b>47</b>	<b>21</b>	<b>68</b>	<b>6</b>	<b>200</b>
CONNECTICUT 49	FG	3FG	FT	R	PF	TP	A	MIN
S. Burrell	5-14	1-7	0-3	12	5	11	4	40
T. Walker	2-4	0-0	0-1	3	5	4	1	25
R. Sellers	1-4	0-0	2-3	3	5	4	2	26
S. Pikiell	1-2	1-1	0-0	4	2	3	1	28
C. Smith	5-15	1-3	6-7	7	1	17	1	40
D. Cyrulik	1-2	0-0	1-2	1	3	1	8	
J. Gwynn	1-8	0-1	1-2	2	1	3	0	17
L. DePriest	1-4	0-1	2-3	5	3	4	1	16
<b>TOTALS</b>	<b>17-53</b>	<b>3-13</b>	<b>12-21</b>	<b>45</b>	<b>23</b>	<b>49</b>	<b>11</b>	<b>200</b>

Halftime Score - Georgetown 34, Connecticut 30; Team Rebounds - Connecticut 8, Georgetown 4; Turnovers - Connecticut 21 (Sellers 5, Burrell 4, Smith 3, Cyrulik 3, DePriest 3, Walker 2, Pikiell) Georgetown 12 (Mutombo 4, Morgan 3, Mourning 2, Brown, Harrison, Thompson); Blocks - Connecticut 4 (Burrell, Walker, Smith, DePriest) Georgetown 5 (Mutombo 5); Steals - Connecticut 4 (Burrell, Smith, Gwynn, DePriest) Georgetown 13 (Harrison 4, Churchwell 2, Mutombo 2, Brown 2, Mourning, Thompson, Kelly); Technicals - Connecticut 3 (Calhoun 2, DePriest 1), Georgetown 1 (Mourning); Attendance - 19,081 (sellout); Game Officials - Jody Silvester, Ted Valentine, Pete Pavia.

March 11, 1990-- Championship Game  
Madison Square Garden, New York, NY  
CONNECTICUT 78, SYRACUSE 75

CONNECTICUT 78	FG	3FG	FT	R	PF	TP	A	MIN
S. Burrell	0-4	0-1	1-2	4	3	1	3	23
N. Henefeld	2-7	0-2	0-0	3	4	4	1	34
D. Cyrulik	0-3	0-0	0-0	2	2	0	0	14
C. Smith	7-16	2-3	4-5	2	2	20	2	37
T. George	7-11	0-0	8-8	2	3	22	3	31
J. Gwynn	6-7	1-2	3-4	2	0	16	0	12
M. Williams	0-3	0-0	0-0	0	2	0	0	14
R. Sellers	0-0	0-0	0-0	0	0	0	0	2
T. Walker	3-4	0-0	5-7	6	4	11	1	24
L. DePriest	2-2	0-0	0-0	2	2	4	3	9
<b>TOTALS</b>	<b>27-57</b>	<b>3-8</b>	<b>21-26</b>	<b>29</b>	<b>22</b>	<b>78</b>	<b>13</b>	<b>200</b>
SYRACUSE 75	FG	3FG	FT	R	PF	TP	A	MIN
D. Coleman	4-5	0-0	5-6	10	4	13	6	38
B. Owens	5-11	1-2	2-4	7	4	13	8	39
L. Ellis	1-3	0-0	0-2	3	1	2	0	12
M. Edwards	1-4	1-4	0-0	1	2	3	2	25
S. Thompson	10-14	0-1	1-3	7	5	21	1	38
T. Scott	4-6	3-5	1-2	1	3	12	0	19
R. Manning	1-3	0-0	0-1	1	0	2	0	6
D. Johnson	3-5	1-2	2-4	0	3	9	1	21
M. Hopkins	0-0	0-0	0-0	0	0	0	1	2
<b>TOTALS</b>	<b>29-51</b>	<b>6-14</b>	<b>11-22</b>	<b>33</b>	<b>22</b>	<b>75</b>	<b>19</b>	<b>200</b>

Halftime Score - Connecticut 42, Syracuse 35; Team Rebounds - Connecticut 6, Syracuse 3; Turnovers - Connecticut 12 (Burrell 2, Henefeld 2, Cyrulik 2, George 2, Williams 2, Smith, DePriest) Syracuse 20 (Edwards 5, Owens 4, Coleman 3, Thompson 3, Johnson 3, Ellis, Scott); Blocks - Connecticut 3 (Burrell, Cyrulik, Williams) Syracuse 1 (Scott); Steals - Connecticut 13 (Walker 4, Henefeld 3, George 2, Burrell, Cyrulik, Williams, DePriest) Syracuse 2 (Owens, Johnson); Technicals - None; Attendance - 18,212 (sellout); Game Officials - Jim Howell, Larry Lembo, Jody Silvester.

March 10, 1990-- Semifinals  
Madison Square Garden, New York, NY  
CONNECTICUT 65, GEORGETOWN 60

GEORGETOWN 60	FG	3FG	FT	R	PF	TP	A	MIN
A. Allen	1-1	0-0	0-0	1	0	2	0	2
A. Mourning	4-7	0-0	4-8	10	5	12	2	33
D. Mutombo	2-3	0-0	0-0	7	4	4	0	26
D. Bryant	2-5	2-4	0-1	1	4	6	9	39
M. Tillmon	8-21	4-6	3-5	7	4	23	0	35
S. Jefferson	0-3	0-0	3-4	5	2	3	0	27
A. Stoudamire	3-10	2-8	0-0	2	4	8	0	20
D. Edwards	1-2	0-0	1-1	0	0	2	2	11
R. Thompson	0-1	0-0	0-0	0	0	0	0	7
<b>TOTALS</b>	<b>21-53</b>	<b>8-19</b>	<b>10-18</b>	<b>44</b>	<b>23</b>	<b>60</b>	<b>13</b>	<b>200</b>
CONNECTICUT 65	FG	3FG	FT	R	PF	TP	A	MIN
S. Burrell	2-8	0-1	4-6	4	2	8	3	32
N. Henefeld	4-8	0-1	1-3	6	5	9	1	31
R. Sellers	0-0	0-0	0-0	4	1	0	0	2
T. George	4-12	1-3	0-0	4	3	9	3	27
C. Smith	6-11	3-4	3-3	2	1	18	4	37
D. Cyrulik	3-9	0-0	0-1	7	2	6	0	21
M. Williams	1-2	0-0	0-0	1	2	2	1	14
T. Walker	2-3	0-0	0-1	6	2	4	0	17
J. Gwynn	2-6	2-3	3-4	1	1	9	2	13
L. DePriest	0-0	0-0	0-0	0	0	0	0	2
O. Macklin	0-0	0-0	0-0	0	0	0	0	1
S. Pikiell	0-0	0-0	0-0	0	0	0	0	1
M. Suhr	0-0	0-0	0-0	0	0	0	0	1
T. Pikiell	0-0	0-0	0-0	0	0	0	0	1
<b>TOTALS</b>	<b>24-59</b>	<b>6-12</b>	<b>11-18</b>	<b>37</b>	<b>19</b>	<b>65</b>	<b>14</b>	<b>200</b>

Halftime Score - Georgetown 36, Connecticut 30; Team Rebounds - Connecticut 6, Georgetown 11; Turnovers - Connecticut 8 (Henefeld 3, Burrell, George, Cyrulik, Williams, Gwynn) Georgetown 19 (Tillmon 6, Bryant 4, Mourning 3, Allen 2, Mutombo 2, Stoudamire, Edwards); Blocks - Connecticut 4 (Henefeld 2, Burrell, Cyrulik); Steals - Connecticut 10 (Burrell 2, Henefeld 2, Smith 2, George, Cyrulik, Walker, Gwynn) Georgetown 3 (Mutombo, Bryant, Tillmon); Technicals - None; Attendance - 18,212 (sellout); Game Officials - Pete Pavia, Gene Monje, Mickey Crowley.

March 9, 1990-- Quarterfinals  
Madison Square Garden, New York, NY  
CONNECTICUT 76, SETON HALL 58

SETON HALL 58	FG	3FG	FT	R	PF	TP	A	MIN
M. Cooper	4-10	0-0	0-0	7	6	8	1	36
F. Volcy	3-9	0-0	4-5	5	5	10	0	38
A. Avent	1-2	0-0	0-1	8	5	2	2	24
T. Dehere	4-10	3-6	9-10	3	3	20	2	29
O. Taylor	5-15	2-4	0-0	2	5	12	3	27
G. Winchester	1-2	0-0	1-2	4	2	3	1	17
M. Lokar	1-2	1-2	0-0	0	3	3	1	13
D. Crist	0-1	0-1	0-0	1	3	0	1	10
J. Dickinson	0-0	0-0	0-0	0	0	0	1	1
J. Reimbias	0-0	0-0	0-0	0	0	0	0	2
K. Keating	0-1	0-0	0-0	1	0	0	0	1
M. Murphy	0-0	0-0	0-0	0	0	0	0	1
L. Evans	0-0	0-0	0-0	0	0	0	0	1
<b>TOTALS</b>	<b>19-52</b>	<b>6-13</b>	<b>14-18</b>	<b>38</b>	<b>32</b>	<b>58</b>	<b>12</b>	<b>200</b>
CONNECTICUT 76	FG	3FG	FT	R	PF	TP	A	MIN
S. Burrell	1-4	0-0	4-6	5	2	6	0	30
N. Henefeld	2-7	0-2	6-6	3	2	10	5	32
R. Sellers	2-7	0-0	5-10	5	3	9	0	26
T. George	7-9	0-0	6-8	4	3	20	4	34
C. Smith	4-13	0-1	8-8	3	4	16	1	34
T. Walker	1-2	0-0	0-0	4	2	2	0	6
M. Williams	1-2	0-0	2-4	2	4	4	0	9
J. Gwynn	3-5	1-1	0-0	1	0	7	1	12
L. DePriest	1-3	0-0	0-1	3	0	2	0	6
D. Cyrulik	0-0	0-0	0-0	0	1	0	1	7
O. Macklin	0-0	0-0	0-0	1	0	0	0	1
M. Suhr	0-1	0-0	0-0	0	0	0	0	1
T. Pikiell	0-0	0-0	0-0	0	0	0	0	1
S. Pikiell	0-0	0-0	0-0	0	0	0	0	1
<b>TOTALS</b>	<b>22-53</b>	<b>1-4</b>	<b>31-43</b>	<b>36</b>	<b>21</b>	<b>76</b>	<b>12</b>	<b>200</b>

Halftime Score - Connecticut 36, Seton Hall 26; Team Rebounds - Connecticut 5, Seton Hall 7; Turnovers - Connecticut 12 (Smith 3, Henefeld 3, George 2, Burrell, Sellers, Williams, DePriest) Seton Hall 24 (Cooper 6, Taylor 4, Volcy 3, Lokar 3, Avent 2, Dehere 2, Winchester 2, Crist 2); Blocks - Connecticut 1 (Sellers) Seton Hall 7 (Volcy 3, Cooper, Avent, Dehere, Winchester); Steals - Connecticut 17 (George 6, Henefeld 5, Burrell 3, Smith 2, Gwynn) Seton Hall 5 (Winchester 2, Dehere, Taylor, Lokar); Technicals - None; Attendance - 18,212 (sellout); Game Officials - Jim Burr, Larry Lembo, Bob Donato.

March 10, 1989-- Quarterfinals  
Madison Square Garden, New York, NY  
SETON HALL 74, CONNECTICUT 66

CONNECTICUT 66	FG	3FG	FT	R	PF	TP	A	MIN
L. DePriest	1-3	0-0	0-1	4	1	2	3	15
M. Williams	0-4	0-0	0-0	2	2	0	0	12
C. Robinson	3-17	0-0	4-4	6	5	10	0	26
P. Gamble	6-18	3-5	4-8	7	4	19	1	35
C. Smith	7-18	4-7	0-1	4	4	18	2	39
T. George	0-2	0-0	0-0	5	2	0	4	22
R. Sellers	1-2	0-1	3-3	2	3	5	0	9
D. Cyrulik	2-7	0-0	1-1	5	4	5	0	15
W. McCloud	0-0	0-0	2-2	3	1	2	0	18
J. Gwynn	1-3	1-2	2-2	2	5	5	3	8
C. Simmons	0-1	0-0	0-0	0	0	0	0	1
<b>TOTALS</b>	<b>21-75</b>	<b>8-15</b>	<b>16-22</b>	<b>46</b>	<b>31</b>	<b>66</b>	<b>13</b>	<b>200</b>
SETON HALL 74	FG	3FG	FT	R	PF	TP	A	MIN
A. Gaze	3-8	3-8	3-4	4	3	12	2	37
D. Walker	0-0	0-0	2-2	10	4	12	0	35
R. Ramos	5-9	0-0	11-17	9	3	21	0	31
G. Greene	1-3	0-2	6-10	3	1	8	8	37
J. Morton	1-8	0-4	2-2	5	5	4	2	19
M. Cooper	1-5	0-0	1-2	6	3			

# ALL-TIME BIG EAST TOURNAMENT BOX SCORES

## March 5, 1987-- First Round Madison Square Garden, New York, NY BOSTON COLLEGE 61, CONNECTICUT 59

CONNECTICUT 59	FG	3FG	FT	R	PF	TP	A	MIN
J. King	5-11	0-0	2-2	3	4	12	0	35
R. Uersy	1-5	0-0	0-2	4	2	2	1	26
G. Besselink	5-12	0-0	0-0	12	3	10	2	39
T. George	2-8	0-1	2-2	5	3	6	12	39
S. Pikiell	12-17	3-4	0-0	1	1	27	1	39
G. Economou	1-4	0-1	0-0	2	1	2	2	20
J. Sprading	0-0	0-0	0-0	0	2	0	0	2
<b>TOTALS</b>	<b>26-57</b>	<b>3-6</b>	<b>4-6</b>	<b>29</b>	<b>16</b>	<b>59</b>	<b>18</b>	<b>200</b>

BOSTON COLLEGE 61	FG	3FG	FT	R	PF	TP	A	MIN
S. Barry	0-1	0-0	0-0	0	0	0	0	8
T. Scott	4-7	0-0	6-9	6	3	14	0	37
T. Bowers	2-8	0-0	0-0	7	2	4	0	28
D. Barros	9-15	5-6	2-2	3	1	25	3	40
J. Benton	5-9	0-0	0-0	1	2	10	0	36
T. Kelly	0-2	0-0	0-0	0	1	0	2	10
R. Francis	1-2	0-0	1-2	4	1	3	1	15
S. Benton	2-2	0-1	1-2	2	0	5	4	22
T. Hjerpe	0-0	0-0	0-0	0	0	0	1	4
<b>TOTALS</b>	<b>23-46</b>	<b>5-7</b>	<b>10-15</b>	<b>25</b>	<b>10</b>	<b>61</b>	<b>11</b>	<b>200</b>

Halftime Score - Boston College 23, Connecticut 29; Team Rebounds - Connecticut 7, Boston College 2; Turnovers - Connecticut 10 (George 4, Uersy 2, Besselink 2, King, Economou) Boston College 8 (Barry 2, Barros 2, Kelley 2, Bowers, J. Benton); Blocks-- Connecticut 4 (King 3, Uersy) Boston College 4 (J. Benton 2, Scott, Bowers); Steals-- Connecticut 5 (Uersy 3, Besselink, Goerge) Boston College 5 (Scott, Bowers, Barros, J. Benton, S. Benton) Technicals - None; Attendance - 19,591 (sellout); Game Officials - Jackie Hannon, Jim Kinsey, Gene Monje.

## March 5, 1986-- First Round Madison Square Garden, New York, NY SETON HALL 76, CONNECTICUT 66

CONNECTICUT 66	FG	FT	R	PF	TP	A	MIN
T. Coles	6-8	0-1	10	3	12	1	30
E. Williams	5-12	2-2	4	3	12	4	30
G. Besselink	2-5	2-3	4	2	6	0	14
P. Gamble	2-8	2-2	4	3	6	3	31
T. Warren	0-4	2-2	3	3	2	7	28
C. Robinson	3-10	0-0	2	4	6	0	24
J. Shea	5-9	0-0	1	2	10	2	18
J. King	2-2	3-3	3	1	7	0	11
R. Uersy	2-4	1-3	3	2	5	1	9
K. Scott	0-0	0-0	0	1	0	0	1
S. Bolden	0-0	0-2	0	0	0	0	2
K. Bauer	0-0	0-0	0	0	0	0	2
<b>TOTALS</b>	<b>27-62</b>	<b>12-18</b>	<b>41</b>	<b>24</b>	<b>66</b>	<b>18</b>	<b>200</b>

SETON HALL 76	FG	FT	R	PF	TP	A	MIN
A. McCloud	2-6	1-2	4	4	5	1	17
M. Salley	4-6	2-2	5	1	10	4	30
M. Bryant	7-15	4-5	11	3	18	5	33
J. Major	4-14	3-5	1	3	11	9	35
J. Morton	4-7	3-5	7	3	11	9	35
R. Burton	3-4	1-1	0	2	7	0	15
G. Green	0-0	1-3	0	1	1	2	12
D. Walker	3-9	5-6	4	5	11	1	20
P. Whitaker	0-1	2-2	0	1	2	0	4
K. Long	0-0	0-0	1	1	0	0	2
<b>TOTALS</b>	<b>27-62</b>	<b>22-31</b>	<b>40</b>	<b>22</b>	<b>76</b>	<b>22</b>	<b>200</b>

Halftime Score - Seton Hall 39, Connecticut 32; Team Rebounds - Seton Hall 7, Connecticut 7; Turnovers - Seton Hall 18 (Morton 5, Green 4, Burton 3, Salley 2, Walker 2, McCloud, Whitaker) Connecticut 18 (Gamble 8, Warren 5, Williams 3, Coles 2, Uersy); Blocks-- Connecticut 1 (Robinson) Seton Hall 1 (Morton); Steals-- Connecticut 5 (Coles, Williams, Shea, King, Uersy) Seton Hall 14 (Morton 7, Walker 4, Green 3); Technicals - None; Attendance - 19,591 (sellout); Game Officials - Mickey Crowley, Tim Higgins, Jackie Hannon.

## March 6, 1985-- Quarterfinals Madison Square Garden, New York, NY GEORGETOWN 93, CONNECTICUT 62

CONNECTICUT 62	FG	FT	R	PF	TP	A	MIN
R. Broxton	2-13	2-2	7	5	6	3	31
T. Coles	10-18	2-4	10	4	22	0	34
G. Besselink	1-2	0-0	2	4	2	1	10
A. Frederick	1-8	6-6	4	3	8	3	16
E. Kelley	3-13	2-3	2	1	8	3	28
T. Warren	2-3	2-2	4	2	6	3	23
E. Williams	0-3	0-0	2	1	0	0	19
T. Coffey	0-2	0-0	1	1	0	0	13
J. King	2-7	4-4	4	3	8	1	21
J. Shea	1-1	0-0	0	1	2	0	3
S. Carson	0-1	0-0	0	0	0	0	2
<b>TOTALS</b>	<b>22-71</b>	<b>18-21</b>	<b>46</b>	<b>25</b>	<b>62</b>	<b>14</b>	<b>200</b>

GEORGETOWN 93	FG	FT	R	PF	TP	A	MIN
B. Martin	10-17	0-2	9	2	20	4	33
R. Williams	1-3	1-1	4	5	3	1	11
P. Ewing	7-10	6-8	11	3	20	1	20
M. Jackson	3-6	2-2	1	3	8	8	23
D. Wingate	6-13	0-2	4	1	12	7	27
R. Dalton	1-3	2-4	6	2	4	2	23
H. Broadnax	5-9	0-0	2	1	10	3	19
P. McDonald	4-13	3-5	5	1	11	3	20
K. Floyd	0-1	0-0	1	0	0	1	7
R. Highsmith	2-2	1-3	3	1	5	0	7
G. Mateen	0-3	0-0	2	1	0	0	7
T. Lockhart	0-0	0-0	0	0	0	0	3
<b>TOTALS</b>	<b>39-80</b>	<b>15-27</b>	<b>58</b>	<b>20</b>	<b>93</b>	<b>30</b>	<b>200</b>

Halftime Score - Georgetown 47, Connecticut 36; Team Rebounds - Connecticut 10, Georgetown 10; Turnovers - Connecticut 21 (Broxton 6, Warren 4, Kelley 3, King 2, Coles, Besselink, Frederick, Coffey, Shea, TEAM) Georgetown 14 (Martin 3, Williams 2, Jackson 2, McDonald 2, Lockhart 2, Wingate, Dalton, Floyd); Blocks-- Connecticut 2 (Broxton) Georgetown 3 (Martin, Ewing, Mateen); Steals-- Connecticut 4 (Warren, King, Shea, Broxton) Georgetown 13 (Wingate 3, McDonald 3, Broadnax 3, Martin, Williams, Jackson, Lockhart) Technicals - None; Attendance - 19,591 (sellout); Game Officials - Mickey Crowley, Pete Pavia, Dick Siomkowski.

## March 8, 1984-- Quarterfinals Madison Square Garden, New York, NY SYRACUSE 73, CONNECTICUT 58

CONNECTICUT 58	FG	FT	R	PF	TP	A	MIN
R. Broxton	3-8	2-2	4	3	8	2	31
A. Frederick	5-11	1-3	7	3	11	0	30
T. Coles	4-13	2-3	9	2	10	1	31
V. Giscombe	7-19	3-5	4	2	17	4	34
K. Hobbs	3-5	2-2	1	4	8	4	29
E. Williams	1-3	0-0	3	2	2	1	19
G. Besselink	0-0	0-0	1	0	0	0	2
E. Kelley	1-4	0-0	4	1	2	1	17
L. Blucher	0-0	0-0	0	0	0	0	4
V. Ithier	0-2	0-0	0	1	0	0	1
K. Henry	0-0	0-0	0	0	0	0	1
R. Coolidge	0-0	0-0	0	0	0	0	1
<b>TOTALS</b>	<b>24-65</b>	<b>10-15</b>	<b>36</b>	<b>18</b>	<b>58</b>	<b>13</b>	<b>200</b>

SYRACUSE 73	FG	FT	R	PF	TP	A	MIN
R. Addison	10-19	11-11	8	3	31	2	40
S. Kerins	4-9	1-2	3	2	9	0	28
A. Hawkins	5-9	2-2	8	2	12	0	33
G. Waldron	1-5	2-2	1	1	4	5	21
D. Washington	5-10	3-4	4	3	13	2	36
G. Monroe	1-2	0-0	2	1	2	7	24
W. Alexis	1-2	0-0	6	4	2	3	17
G. Padakos	0-0	0-0	0	1	0	0	1
<b>TOTALS</b>	<b>27-56</b>	<b>19-21</b>	<b>36</b>	<b>17</b>	<b>73</b>	<b>19</b>	<b>200</b>

Halftime Score - Syracuse 38, Connecticut 28; Team Rebounds - Connecticut 3, Syracuse 4; Turnovers - Connecticut 13 (Frederick 3, Giscombe 3, Hobbs 3, Coles, Besselink, Kelley, Ithier) Syracuse 12 (Hawkins 3, Waldron 2, Washington 2, Alexis 2, Kerins, Papadokos); Blocks-- Connecticut 1 (Coles) Syracuse 2 (Addison 2, Kerins, Hawkins, Washington); Steals-- Connecticut 7 (Frederick 2, Coles, Giscombe, Hobbs, Williams, Ithier) Syracuse 6 (Hawkins 2, Washington 2, Kerins, Monroe); Technicals - None; Attendance - 18,443; Game Officials - Dick Paparo, Fred Hikel, Jim Burr.

## March 10, 1983-- Quarterfinals Madison Square Garden, New York, NY VILLANOVA 69, CONNECTICUT 68

CONNECTICUT 68	FG	FT	R	PF	TP	A	MIN
L. Blucher	2-4	0-0	5	4	4	0	25
E. Williams	2-6	3-4	1	2	7	3	28
B. Kuczenski	2-4	2-3	9	4	6	1	34
K. Hobbs	8-12	3-3	3	5	19	8	37
E. Kelley	8-18	2-4	1	0	18	4	32
T. Coles	3-5	0-0	5	0	6	0	21
V. Giscombe	4-8	0-0	0	3	8	2	22
V. Ithier	0-0	0-0	0	0	0	0	1
<b>TOTALS</b>	<b>29-57</b>	<b>10-14</b>	<b>24</b>	<b>18</b>	<b>68</b>	<b>18</b>	<b>200</b>

VILLANOVA 69	FG	FT	R	PF	TP	A	MIN
M. Mulquin	1-3	0-2	1	0	2	0	10
E. Pinckney	5-6	0-3	14	2	18	4	37
J. Pinone	7-13	4-5	5	2	18	4	37
S. Granger	6-10	3-5	0	3	15	4	35
D. McClain	6-10	6-7	6	2	18	4	34
G. McClain	2-2	0-0	1	3	4	9	36
H. Pressley	1-1	0-0	0	0	2	1	8
F. Dobbis	0-1	0-0	0	0	0	0	2
<b>TOTALS</b>	<b>28-46</b>	<b>13-22</b>	<b>31</b>	<b>12</b>	<b>69</b>	<b>25</b>	<b>200</b>

Halftime Score - Villanova 34, Connecticut 29; Team Rebounds - Connecticut 0, Villanova 4; Turnovers - Connecticut 10 (Hobbs 4, Kelley 2, Blucher, Williams, Kuczenski, Coles) Villanova 17 (Pinckney 5, McClain 4, Pinone 3, Granger 2, McClain 2, Pressley); Blocks-- Connecticut (None) Villanova (None); Steals-- Connecticut 11 (Hobbs 3, Bailey 3, Blucher 3, Kuczenski 2) Villanova (Granger 4, McClain, McClain); Technicals - None; Attendance - 18,699; Game Officials - Tim Higgins, Mickey Crowley, Dick Slomkowski.

## March 4, 1982-- Quarterfinals Hartford Civic Center, Hartford, CT ST. JOHN'S 54, CONNECTICUT 52

CONNECTICUT 52	FG	FT	R	PF	TP	A	MIN
M. McKay	4-9	1-1	5	4	9	2	35
C. Thompson	5-11	4-4	10	4	14	1	40
B. Kuczenski	2-5	0-0	5	4	4	0	19
K. Hobbs	3-6	2-3	1	3	8	4	39
N. Bailey	3-8	0-0	2	3	6	3	38
C. Aleksinas	4-5	2-2	4	3	10	0	20
V. Giscombe	0-1	0-0	0	0	0	0	5
L. Blucher	0-0	1-2	1	1	1	0	4
<b>TOTALS</b>	<b>21-45</b>	<b>10-12</b>	<b>31</b>	<b>22</b>	<b>52</b>	<b>10</b>	<b>200</b>

ST. JOHN'S 54	FG	FT	R	PF	TP	A	MIN
D. Russell	5-9	3-6	1	13	0	0	39
B. Goodwin	6-11	2-4	5	3	14	2	36
J. Allen	0-0	0-0	0	4	0	2	17
B. Kelly	2-4	0-1	3	3	4	2	37
C. Mullin	7-13	2-3	3	3	16	1	37
B. Wennington	0-1	3-4	6	2	3	0	23
G. Garrison	0-1	0-0	0	1	0	0	3
K. Williams	1-2	0-1	1	0	2	0	4
R. Stewart	1-1	0-0	0	0	2	0	4
<b>TOTALS</b>	<b>22-42</b>	<b>10-20</b>	<b>24</b>	<b>17</b>	<b>54</b>	<b>7</b>	<b>200</b>

Halftime Score - Connecticut 33, St. John's 26; Team Rebounds - Connecticut 3, St. John's 2; Turnovers - Connecticut 13 (Bailey 4, Aleksinas 2, McKay 2, Thompson 2, Kuczenski 2, Hobbs) St. John's 7 (Russell 2, Goodwin 2, Kelly 2, Mullin); Blocks-- Connecticut (None) St. John's 1 (Russell); Steals-- Connecticut 6 (Thompson 2, Hobbs 2, Bailey 2) St. John's 5 (Russell 2, Kelly 2, Williams); Technicals - None; Attendance - 14,944; Game Officials - Larry Lembo, Ed Cartoto, Jack Hannon.

## March 5, 1981-- Quarterfinals Carrier Dome, Syracuse, NY VILLANOVA 65, CONNECTICUT 54

VILLANOVA 65	FG	FT	R	PF	TP	A	MIN
A. Howard	7-11	1-2	7	0	15	1	31
A. Bradley	5-10	4-4	7	1	14	1	33
J. Pinone	5-6	3-4	5	3	13	3	39
S. Granger	3-7	4-6	1	1	10	10	39
T. Sienkiewicz	4-8	3-3	4	1	11	1	34
M. Mulquin	0-0	0-0	0	0	0	0	15
F. Dobbis	1-1	0-0	0	0	0	2	9
<b>TOTALS</b>	<b>25-43</b>	<b>15-19</b>	<b>26</b>	<b>6</b>	<b>65</b>	<b>17</b>	<b>200</b>

CONNECTICUT 54	FG	FT	R	PF	TP	A	MIN
----------------	----	----	---	----	----	---	-----



## 2022-23 UCONN HUSKIES

**Front row (l-r):** Andre Johnson Jr., Joey Calcaterra, Tristen Newton, Jordan Hawkins, Andre Jackson Jr., Nahiem Alleyne, Hassan Diarra, Andrew Hurley.

**Second row (l-r):** Emmett Hendry, Apostolos Roumoglou, Richie Springs, Samson Johnson, Donovan Clingan, Adama Sanogo, Yarin Hasson, Alex Karaban.