


UCONN

2023 NCAA CHAMPIONSHIP MEDIA GUIDE



WEST REGIONAL T-MOBILE ARENA LAS VEGAS






2022-23 UConn Huskies



TRISTEN NEWTON
Sr. G 6-5 190
El Paso, Texas




JOEY CALCATERRA
Gr. G 6-3 180
Novato, Calif.



NAHIEM ALLEYNE
Sr. G 6-4 195
Buford, Ga..




HASSAN DIARRA
Jr. G 6-2 190
Queens, N.Y..



ALEX KARABAN
R-Fr. F 6-8 210
Southborough, Mass.




RICHIE SPRINGS
R-Jr. F 6-9 235
Brooklyn, N.Y.



ANDREW HURLEY
Jr. G 6-1 170
Glastonbury, Conn.




ADAMA SANOGO
Jr. F 6-9 245
Bamako, Mali



JORDAN HAWKINS
So. G 6-5 195
Gaithersburg, Md.



YARIN HASSON
Fr. F 6-9 180
Gan Yavne, Israel



DONOVAN CLINGAN
Fr. C 7-2 265
Bristol, Conn.



**APOSTOLOS
ROUMOGLOU**
Fr. G 6-7 205
Xanthi, Greece.



SAMSON JOHNSON
So. F 6-10 215
Lome, Togo



ANDRE JOHNSON JR.
Fr. G 6-4 160
Bristol, Conn.



EMMETT HENDRY
Fr. G 6-3 155
Brooklyn, N.Y.



ANDRE JACKSON JR.
Jr. G 6-6 210
Amsterdam, N.Y.



DAN HURLEY
Head Coach



KIMANI YOUNG
Associate Head Coach



TOM MOORE
Assistant Coach



LUKE MURRAY
Assistant Coach



2023 NCAA Championship, West Regional

Thur & Sat, March 23 & 25

T-Mobile Arena, Las Vegas, Nev.

No. 4 seed
**UConn
Huskies**
(27-8)

vs.

No. 8 seed
**Arkansas
Razorbacks**
(22-13)



UConn Basketball Schedule/Results

Date	Opponent	TV	Time/Result
NOVEMBER			
Mon 7	Stonehill (XL)	Fox Sports App/FS1	W, 85-54
Fri 11	Boston U. (GP)	FS2	W, 86-57
Tue 15	Buffalo (XL)	CBS SN	W, 84-64
Fri 18	UNC-Wilmington (GP)	FS2	W, 86-50
Sun 20	Delaware State (XL)	FS1	W, 95-60
Nov. 24-27 Phil Knight Invitational Portland, Ore.			
Thu 24	vs. Oregon	ESPN2	W, 83-59
Fri 25	vs. #18/#18 Alabama	ESPN2	W, 82-67
Sun 27	vs. Iowa State	ESPN	W, 71-53
DECEMBER			
Dec. 1 BIG EAST-Big 12 Battle Storrs, Conn.			
Thu 1	Oklahoma State (GP)	FS1	W, 74-64
Wed 7	at Florida	ESPN2	W, 75-54
Sat 10	Long Island (GP)	FS1	W, 114-61
Sat 17	*at Butler	FS1	W, 68-46
Tue 20	*Georgetown (GP)	FS1	W, 84-73
Wed 28	*Villanova (XL)	FS1	W, 74-66
Sat 31	*at #22/#25 Xavier	FOX	L, 73-83
JANUARY			
Wed 4	*at arv/arv Providence	FS1	L, 61-73
Sat 7	*arv/-- Creighton (GP)	FOX	W, 69-60
Wed 11	*at #25/#23 Marquette	CBS SN	L, 76-82
Sun 15	*St. John's (XL)	FS1	L, 74-85
Wed 18	*at Seton Hall	FS1	L, 66-67
Sun 22	*Butler (XL)	FOX	W, 86-56
Wed 25	*#13/#12 Xavier (GP)	FS1	L, 79-82
Tue 31	*at DePaul	FS1	W, 90-76
FEBRUARY			
Sat 4	*at Georgetown	FS1	W, 68-62
Tue 7	*#10/#10 Marquette (XL)	FS1	W, 87-72
Sat 11	*at #23/arv Creighton	FOX	L, 53-56
Sat 18	*Seton Hall (GP)	FOX	W, 64-55
Wed 22	*#20/#23 Providence (GP)	FS1	W, 87-69
Sat 25	*at St. John's	CBS	W, 95-86
MARCH			
Wed 1	*DePaul (XL)	CBS SN	W, 88-59
Sat 4	*at Villanova	FOX	W, 71-59
BIG EAST Tournament - Seeded #4 (MSG) New York, N.Y.			
Thu 9	vs. 5-seed arv/arv Providence	FS1	W, 73-66
Fri 10	vs. 1-seed #6/#6 Marquette	FS1	L, 68-70
NCAA Championship -- Seeded #4, West Region, Albany, N.Y.			
Fri 17	vs. 13-seed Iona	TBS	W, 87-63
Sun 19	vs. 5-seed #19/#19 Saint Mary's	TNT	W, 70-55
NCAA West Regional -- Seeded #4, T-Mobile Arena, Las Vegas, Nev.			
Thu 23	vs. 8-seed Arkansas	CBS	7:15 pm (EDT)
Sat 25	vs. 2-seed UCLA/3-seed Gonzaga	TBA	TBA

*-- BIG EAST Conference Opponent
GP-Gampel Pavilion, Storrs, Ct.; XL-XL Center, Hartford, Ct., MSG-Madison Square Garden

THURSDAY'S GAME (3/23/23)

NCAA CHAMPIONSHIP - WEST REGIONAL

#4 seed UCONN vs. #8 seed ARKANSAS, 7:15 p.m. (EDT)

The UConn men's basketball team, making its 36th appearance in the NCAA Championship, has reached the Sweet 16 for the first time in nine years. It will be the 18th Sweet 16 appearance for the program, but the last time was in its 2014 NCAA Championship season. UConn, the 4th seed in the West Region, will take on 8th-seeded Arkansas in the West Regional semifinals on Thursday, March 23, at T-Mobile Arena in Las Vegas.

The #10/#12 Huskies (27-8), who have won eight of their last nine games, are coming off a 70-55 victory over Saint Mary's in the tourney's second round at MVP Arena in Albany, N.Y. UConn is led in scoring (17.3) and rebounding (7.5) by junior Adama Sanogo, with sophomore Jordan Hawkins (15.9) and senior Tristen Newton (10.1) also in double figures. Newton is the leader in assists (4.7).

Arkansas (22-13) is coming off a 72-71 upset of #1-seed Kansas. The Razorbacks are led in scoring by junior Ricky Council IV (16.1), while senior Makhii Mitchell leads the rebounding (5.5) and freshman Anthony Black is tops in assists (4.0).

All-time series: UConn leads, 3-1

Last UConn win: 75-62, 12/3/11, XL Center, Hartford, Conn.

Last Arkansas win: 102-67, 11/26/17, Moda Center, Portland, Ore.

BROADCAST INFORMATION

TELEVISION

CBS
Kevin Harlan (pbp)
Dan Bonner (analyst)
Stan Van Gundy (analyst)
Lauren Shehadi (reporter)

RADIO

UConn Sports Network
Mike Crispino (pbp)
Wayne Norman (analyst)
97.9-ESPN Hartford

WILI-1400 AM (Willimantic)
WATR-1320-AM (Waterbury)
WAVZ-1300-AM (New Haven)
WGCH-1490-AM (Greenwich)

HUSKY BITES

⇒ **UConn Coach Dan Hurley** is in his fifth season as the 19th head coach of the Huskies with an overall coaching record of 251-160 (.611) in 12+ seasons -- two at Wagner College, six at the University of Rhode Island and four-plus at UConn (100-55, .645). He has taken five teams to the NCAA Tournament and is a former Atlantic 10 Coach of the Year.

⇒ Although **UConn** is making its 36th appearance in the NCAA Championship, it has only been a No. 4 seed once before -- in the 2008 tourney. The Huskies lost a first-round game to the University of San Diego, 70-69, in overtime at the St. Pete Times Forum in Tampa, Fla. This year's No. 4 seed is UConn's highest seed since the Huskies were a No. 3 seed in 2011.

⇒ **UP NEXT:** With a win in the semifinals, **UConn** would advance to the West Regional championship game on Saturday, March 25, at T-Mobile Arena in Las Vegas against the winner of the UCLA-Gonzaga semifinal. Game time and TV channel are to be announced.

FOR MORE INFO ON UCONN BASKETBALL PLEASE CONTACT: PHIL CHARDIS

Assistant Director of Communications
phil.chardis@uconn.edu; twitter: @UConnMBB
Office: 860-486-3531; Mobile: 860-771-3314



2023 NCAA MEN'S BASKETBALL CHAMPIONSHIP

West Regional, T-Mobile Arena, Las Vegas, Nev.

uconnhuskies.com / @UConnMBB





UCONN INFORMATION

Location.....**Storrs, Conn.**
 Enrollment.....**27,721**
 Founded.....**1881**
 President.....**Dr. Radenka Maric**
 Athletic Director.....**David Benedict**
 Conference.....**Big East**
 Home Courts....**Gampel Pavilion (10,167)**
 XL Center (15,564)
 Nickname.....**Huskies**
 Colors.....**National Flag Blue**
 (Navy) & White
 Website.....**uconnhuskies.com**
 Facebook.....**@UConnMBB**
 Twitter.....**@UConnMBB**

TEAM INFORMATION

2022-23 overall record.....**27-8**
 2022-23 BIG EAST record.....**13-7 (T-4th)**
 2023 BIG EAST Championship.....**1-1**
 2023 NCAA Championship.....**2-0**

COACHING STAFF

Head Coach...**Dan Hurley (Seton Hall '96)**
 Record at school/years.....**100-55/4+**
 Career record/years.....**251-160/12+**
 Associate Head Coach.....
 Kimani Young (UTEP '98)
 Assistant Coaches.....
 Tom Moore (Boston U. '87)
 Luke Murray (Fairfield '07)
 Director of Basketball Administration...
 Paul Wettemann (UConn '18, UConn '20)
 Video and Scouting Coordinator....
 Mathew Johnson (Tampa '17, UConn '22)
 Director of Player Development.....
 Mamadou Diarra (UConn '20, UConn '22)
 Director of Sports Performance...
 Gavin Roberts (Purdue '13, '15)
 Athletic Trainer..... **James Doran**
 (San Diego St. '98, Wyoming '00)

ATHLETIC COMMUNICATIONS

Assistant Director/
 Primary Basketball Contact.....**Phil Chardis**
 Email.....**phil.chardis@uconn.edu**
 Office phone.....**860-486-3531**
 Cell phone.....**860-771-3314**
 Secondary Contact.....**Bill Peterson**
 Email.....**william.peterson@uconn.edu**
 Cell phone.....**203-558-3215**

2022-23 UCONN BASKETBALL ROSTER

2022-23 Numerical Roster

#	Name	Yr.	Pos.	Ht.	Wt.	Hometown/Last School
2	Tristen Newton	Sr.	G	6-5	190	El Paso, Texas / East Carolina
3	Joey Calcaterra	Gr.	G	6-3	180	Novato, Calif. /San Diego
4	Nahiem Alleyne	Sr.	G	6-4	195	Buford, Ga. / Virginia Tech
5	Hassan Diarra	Jr.	G	6-2	190	Queens, N.Y. / Texas A&M
11	Alex Karaban	R-Fr.	F	6-8	210	Southborough, Mass. / IMG Academy
13	Richie Springs	R-Jr.	F	6-9	235	Brooklyn, N.Y. / MacDuffie School
20	Andrew Hurley	Jr.	G	6-1	170	Glastonbury, Conn. / East Catholic HS
21	Adama Sanogo	Jr.	F	6-9	245	Bamako, Mali / The Patrick School
24	Jordan Hawkins	So.	G	6-5	195	Gaithersburg, Md. / DeMatha Catholic HS
30	Yarin Hasson	Fr.	F	6-9	180	Gan Yavne, Israel / Gimnasia Realit
32	Donovan Clingan	Fr.	C	7-2	265	Bristol, Conn. / Bristol Central HS
33	Apostolos Roumoglou	Fr.	G	6-7	205	Xanthi, Greece / Arion Xanthi
35	Samson Johnson	So.	F	6-10	215	Lomé, Togo / The Patrick School
40	Andre Johnson Jr.	Fr.	G	6-4	160	Bristol, Conn. / South Kent School
41	Emmett Hendry	Fr.	G	6-3	155	Brooklyn, N.Y. / Montverde Academy
44	Andre Jackson	Jr.	G	6-6	210	Amsterdam, N.Y. / Albany Academy

2022-23 Alphabetical Roster

#	Name	Yr.	Pos.	Ht.	Wt.	Hometown/Last School
4	Nahiem Alleyne	Sr.	G	6-4	195	Buford, Ga. / Virginia Tech
3	Joey Calcaterra	Gr.	G	6-3	180	Novato, Calif. /San Diego
32	Donovan Clingan	Fr.	C	7-2	265	Bristol, Conn. / Bristol Central HS
5	Hassan Diarra	Jr.	G	6-2	190	Queens, N.Y. / Texas A&M
30	Yarin Hasson	Fr.	F	6-9	180	Gan Yavne, Israel / Gimnasia Realit
24	Jordan Hawkins	So.	G	6-5	195	Gaithersburg, Md. / DeMatha Catholic HS
41	Emmett Hendry	Fr.	G	6-3	155	Brooklyn, N.Y. / Montverde Academy
20	Andrew Hurley	Jr.	G	6-1	170	Glastonbury, Conn. / East Catholic HS
44	Andre Jackson	Jr.	G	6-6	210	Amsterdam, N.Y. / Albany Academy
40	Andre Johnson Jr.	Fr.	G	6-4	160	Bristol, Conn. / South Kent School
35	Samson Johnson	So.	F	6-10	215	Lomé, Togo / The Patrick School
11	Alex Karaban	R-Fr.	F	6-8	210	Southborough, Mass. / IMG Academy
2	Tristen Newton	Sr.	G	6-5	190	El Paso, Texas / East Carolina
3	Apostolos Roumoglou	Fr.	G	6-7	205	Xanthi, Greece / Arion Xanthi
21	Adama Sanogo	Jr.	F	6-9	245	Bamako, Mali / The Patrick School
13	Richie Springs	R-Jr.	F	6-9	235	Brooklyn, N.Y. / MacDuffie School

COACHING STAFF

Head Coach: DAN HURLEY, (Seton Hall '96)
Record at school / years.....98-54 / 4+; **Career record / years.....**249-159 / 12+
Associate Head Coach: KIMANI YOUNG (UTEP '98)
Assistant Coach: TOM MOORE (Boston University '87)
Assistant Coach: LUKE MURRAY (Fairfield '07)
Director of Basketball Operations: PAUL WETTEMANN (UConn '18, UConn '20)
Athletic Trainer: JAMES DORAN (San Diego St. '98; Wyoming '00)
Director Sports Performance: GAVIN ROBERTS (Purdue '13, '15)
Video and Scouting Coordinator: MATHEW JOHNSON (Tampa '17, UConn '22)
Director of Player Development: MAMADOU DIARRA (UConn '20, UConn '22)

UCONN IN NCAA CHAMPIONSHIP PLAY: UConn is making its 36th appearance in the NCAA Championship and owns an overall record of 61-32 (which includes a 2-1 record in 1996 that has been declared void by the NCAA). The Huskies have won four National Championships, in 1999, 2004, 2011, and 2014, and also appeared in the 2009 Final Four. UConn has reached the NCAA Elite Eight 11 times and the Sweet Sixteen 18 times in school history.

IMPRESSIVE RUN: UConn has built an impressive 41-11 record (.788) in its last 16 appearances in the NCAA Championship, including this season, and dating back to its 6-0 run to the National Championship in 1999. Included in that 16-appearance span are four National Championships (1999, 2004, 2011, 2014), five trips to the Final Four (1999, 2004, 2009, 2011, 2014) and seven trips to the Eite Eight (1999, 2002, 2004, 2006, 2009, 2011, 2014).

EARLY-ROUND SUCCESS: UConn has posted a superb 34-8 (.809) record in the first two rounds of NCAA Championship competition in UConn's 23 NCAA appearances since 1990. UConn is 19-4 in first-round games and 15-4 in second-round matchups.



2023 NCAA MEN'S BASKETBALL CHAMPIONSHIP

West Regional, T-Mobile Arena, Las Vegas, Nev.

uconnhuskies.com / @UConnMBB



UCONN IN THE SWEET 16: UConn is making its 18th appearance in the NCAA Championship's Sweet 16, the Regional semifinals. The Huskies have an overall 11-6 record in Sweet 16 games and have won their last five in 2004, 2006, 2009, 2011, and 2014. UConn's last loss in the Sweet 16 occurred in 2003, when the Huskies bowed to Texas, 82-78, in San Antonio.

UCONN'S SEEDING: UConn has been a No. 4 seed in the NCAA Championships only once before, in the 2008 tourney, since the seeding process began in 1979. UConn bowed to San Diego in the 2008 first round, losing a 70-69 decision in overtime. In UConn's 24 NCAA appearances since 1979, the Huskies have been a No. 1 seed five times, a No. 2 seed six times, a No. 3 seed once, a No. 4 seed twice, a No. 5 seed four times, a No. 7 seed twice, a No. 9 seed three times, and a No. 11 seed once.

UCONN SEEDING HISTORY
(seeding began in 1979)

- 1979: No. 5 seed, East Region (lost in 1st Round)
- 1990: No. 1 seed, East Region (advanced to Elite 8)
- 1991: No. 11 seed, Midwest Region (advanced to Sweet 16)
- 1992: No. 9 seed, Southeast Region (advanced to 2nd Round)
- 1994: No. 2 seed, East Region (advanced to Sweet 16)
- 1995: No. 2 seed, West Region (advanced to Elite 8)
- 1996: No. 1 seed, Southeast Region (advanced to Sweet 16)
- 1998: No. 2 seed, East Region (advanced to Elite 8)
- 1999: No. 1 seed, West Region (**won NCAA Championship**)
- 2000: No. 5 seed, South Region (advanced to 2nd Round)
- 2002: No. 2 seed, East Region (advanced to Elite 8)
- 2003: No. 5 seed, South Region (advanced to Sweet 16)
- 2004: No. 2 seed, Phoenix Region (**won NCAA Championship**)
- 2005: No. 2 seed, Syracuse Region (advanced to 2nd Round)
- 2006: No. 1 seed, Washington Region (advanced to Elite 8)
- 2008: No. 4 seed, West Region (lost in 1st Round)
- 2009: No. 1 seed, West Region (advanced to Final Four)
- 2011: No. 3 seed, West Region (**won NCAA Championship**)
- 2012: No. 9 seed, South Region (lost in 2nd Round)
- 2014: No. 7 seed, East Region (**won NCAA Championship**)
- 2016: No. 9 seed, South Region (lost in 2nd Round)
- 2021: No. 7 seed, East Region (lost in 1st Round)
- 2022: No. 5 seed, West Region (lost in 1st Round)
- 2023: No. 4 seed, West Region (TBD)

THE WEST WAS WON: UConn has enjoyed success coming out of the West Region at the NCAA Championships. The 2023 tournament will mark the eighth time that the Huskies have been assigned to the West Region -- 1995, 1999, 2004, 2008, 2009, 2011, 2022 and 2023. UConn won the **National Championship** in 1999, 2004 and 2011 and reached the **Final Four** in 2009.

BIG EAST AWARDS: For the second straight season, UConn was the only team to have two players selected as **First Team All-BIG EAST** performers, as both junior forward **Adama Sanogo** and sophomore guard **Jordan Hawkins** were named to receive the honor. They are the 25th and 26th UConn players picked as First Team All-BIG EAST players. In addition, freshmen **Alex Karaban** and **Donovan Clingan** were selected to the league's **All-Freshman Team**, the 29th and 30th UConn players to receive that honor. Karaban was a unanimous selection. The all-league teams are determined by a vote of the head coaches, who cannot vote for their own players.

BIG EAST WEEKLY AWARDS: UConn freshman **Alex Karaban** was named **BIG EAST Freshman of the Week** for the sixth time on March 5 after he averaged 13.5 points, 6.0 rebounds, 4.0 assists, and 2.5 blocked shots in wins over DePaul and Villanova. He shot 58.8 percent overall and 50.0 percent from three-point range. Also, junior **Andre Jackson** was named to the **BIG EAST Weekly Hon-**



Junior Adama Sanogo and sophomore Jordan Hawkins were both named First Team All-BIG EAST selections.

or Roll for the third time this season after averaging 10.5 points, 7.5 rebounds, 7.0 assists, and shot a sizzling .778 from the field against DePaul and Villanova.

BIG EAST Player of the Week

Adama Sanogo (2).....Nov. 14, Nov. 21

BIG EAST Freshman of the Week

Alex Karaban (6).....Nov. 14, Nov. 21, Jan. 2, Jan. 23, Feb. 6, March 5

Donovan Clingan (2).....Nov. 28, Dec. 12

BIG EAST Weekly Honor Roll

Adama Sanogo (5).....Dec. 19, Jan. 9, Feb. 6, Feb. 13, Feb. 27

Andre Jackson Jr. (3).....Jan. 2, Feb. 20, March 5

Tristen Newton.....Nov. 28

Jordan Hawkins.....Dec. 5

Joey Calcaterra.....Dec. 26

NATIONAL RANKINGS: As of the national rankings of March 13, UConn is ranked **No. 10** in the final **AP Top 25** poll of the season. The Huskies are also ranked **No. 12** in the **USA Today Coaches Poll**. It is UConn's 18th consecutive week in the poll, its longest streak since the 2010-11, 2011-12 seasons. The Huskies are also ranked **#4** in **KenPom** rankings, with their offense ranked 3rd in the country and their defense ranked 14th in the country, one of only three teams in the country (Houston, Texas) with both offense and defense ranked in the top 15. The Huskies are ranked **#8** in the **NCAA NET** rankings with 13 Quad 1 and 2 victories. The Huskies are also ranked in the **Top 5** in the **Sagarin, Haslam** and **Team Rankings** polls.

BIG EAST PLAY: In 37 full seasons of **BIG EAST Conference** play, UConn has compiled a 362-252 record (.590) in regular-season play, 210-98 at home and 152-154 on the road. The Huskies also have a 39-29 record in the BIG EAST Tournament. They have won or shared 10 regular-season titles and won seven BIG EAST Tournament titles, second only to Georgetown's eight. UConn went 13-7 in regular-season play this year.

NCAA STATISTICS: Through games of March 19, UConn is ranked among the top 30 teams nationally in a number of NCAA statistical categories. The Huskies rank 3rd in rebound margin (9.3), 6th in assists per game (17.5), 7th in scoring margin (13.7), 8th in offensive rebounds per game (13.14), 15th in rebounds per game (39.15), 20th in three-point field goal percentage defense (.303), 20th in blockes

per game (4.9), 27th in winning percentage (.765) and 29th in scoring (78.7). Individually, sophomore **Jordan Hawkins** ranks 21st in free throw percentage (.883) and 35th in three-pointers per game (2.84), while freshman **Donovan Clingan** ranks 39th in blocks per game (1.79).

DUNKS, CHARGES: Through 35 games, UConn as a team has compiled 111 dunks and 42 charges drawn. Leading the dunk brigade is freshman **Donovan Clingan** with 42, while junior **Adama Sanogo** has 24 and junior **Andre Jackson** has 20. The leader in charges drawn is senior **Tristen Newton** with 13, while sophomore **Jordan Hawkins** has drawn 8 and senior **Nahiem Alleyne** has 6.

WATCH LISTS: For the second straight season, UConn junior **Adama Sanogo** has been named as one of 5 finalists for the **Kareem Abdul-Jabbar Center of the Year Award**. Sanogo is also on the midseason watch lists for the **Oscar Robertson Trophy**, as well as the season-long watch list for the **NABC Player of the Year**, all indicative of the national player of the year. He also was named to the **Sporting News Midseason All-America Team**. UConn sophomore **Jordan Hawkins** is one of 5 finalists for the **Jerry West Shooting Guard of the Year Award** and freshmen **Alex Karaban** and **Donovan Clingan** are two of 25 finalists for the **Kyle Macy National Freshman of the Year** award.

A GRAND TIME: UConn senior **Nahiem Alleyne**, who spent three seasons at Virginia Tech, joined the **1,000-point club** with 8 points against St. John's on Feb. 25. His career scoring total is now 1,040. Alleyne is the fourth UConn player on the roster with 1,000 career points. Senior **Tristen Newton**, who spent his first three seasons at East Carolina, has 1,370. Junior **Adama Sanogo** has 1,202. Grad student **Joey Calcaterra**, who spent his first four seasons at San Diego, has 1,057.

MILESTONES REACHED: UConn Coach **Dan Hurley** reached two milestones during the first and second rounds of the NCAA Championship. UConn's first-round win over Iona was his 250th career coaching victory and the Huskies' second-round win over Saint Mary's was Coach Hurley's 100th victory at UConn.

BIG EAST CONFERENCE

Through games of March 19

	BIG EAST			Overall			
	W-L	H	A	W-L	H	A	N
Marquette	17-3	10-0	7-3	29-7	16-1	8-4	5-2
Xavier	15-5	9-1	6-4	27-9	15-2	7-4	5-3
Creighton	14-6	9-1	5-5	23-12	13-2	5-6	5-4
UCONN	13-7	8-2	5-5	27-8	15-2	6-5	6-1
Providence	13-7	8-2	5-5	21-12	15-2	6-6	0-4
Seton Hall	10-10	5-5	4-5	17-16	10-6	6-7	1-3
Villanova	10-10	6-4	4-6	17-17	10-4	5-9	2-4
St. John's	7-13	4-6	3-7	18-15	11-6	3-8	4-1
Butler	6-14	4-6	2-8	14-18	10-6	3-9	1-3
DePaul	3-17	3-7	0-10	10-23	7-8	2-12	1-3
Georgetown	2-18	1-9	1-9	7-25	5-12	1-11	1-2

UCONN IN THE BIG EAST

	All games		Conference games	
	Individual		Individual	
Scoring			Scoring	
Sanogo	1st	17.3	Hawkins	1st 17.3
Hawkins	4th	15.9	Sanogo	4th 16.2
Rebounding			Rebounding	
Sanogo	6th	7.5	Sanogo	5th 7.6
Jackson	11th	6.3	Jackson	10th 6.6
Clingan	17th	5.8	Clingan	18th 5.2
Offensive Rebounds			Offensive Rebounds	
Sanogo	5th	2.6	Sanogo	4th 2.8
Clingan	10th	2.3	Jackson	8th 2.3
Jackson	14th	1.8	Clingan	9th 2.2
Defensive rebounds			Defensive rebounds	
Sanogo	5th	4.9	Sanogo	7th 4.8
Jackson	10th	4.4	Jackson	15th 4.3
FG Pct.			FG Pct.	
Sanogo	5th	.605	Sanogo	7th .568
FT Pct.			FT Pct.	
Hawkins	2nd	.883	Hawkins	2nd .900
Newton	10th	.810	Newton	7th .813
Sanogo	15th	.782	Sanogo	14th .763
3-PT. Pct.			3-PT. Pct.	
Calcaterra	1st	.444	Karaban	10th .396
Karaban	5th	.409		
Hawkins	15th	.378		
3-PT. Made			3-PT. Made	
Hawkins	1st	2.9	Hawkins	3rd 2.8
Karaban	14th	1.7	Karaban	12th 1.8
Assists			Assists	
Newton	5th	4.7	Newton	5th 4.6
Jackson	6th	4.4	Jackson	7th 4.2
Blocked shots			Blocked shots	
Clingan	5th	1.8	Clingan	4th 1.7
Assist/Turnover Ratio			Assist/Turnover Ratio	
Jackson	5th	2.2	Newton	5th 2.0
Newton	7th	2.0	Jackson	10th 1.8
Team			Team	
Scoring	3rd	78.5	Scoring	6th 75.7
Scoring Margin	1st	+13.8	Scoring Margin	3rd +7.3
FG Pct.	4th	.463	FG Pct.	8th .439
3-Pt. Pct.	3rd	.362	3-Pt. Pct.	6th .345
3-Pt. Made	1st	9.1	3-Pt. Made	3rd 8.6
Scoring Def.	1st	64.7	Scoring Def.	4th 68.3
FT Pct.	3rd	.758	FT Pct.	3rd .767
FG Pct. Def.	1st	.409	FG Pct. Def.	2nd .422
3-Pt. Pct. Def.	1st	.303	3-Pt. Pct. Def.	1st .306
Off. Reb.	1st	13.1	Off. Reb.	1st 14.2
Def. Reb.	5th	25.8	Def. Reb.	6th 24.8
Reb. Margin	1st	+9.3	Reb. Margin	1st +8.0
Assists	2nd	17.4	Assists	3rd 16.5
Steals	8th	6.3	Steals	7th 6.1
Blocks	1st	4.9	Blocks	2nd 4.8
TO Margin	6th	+0.1	TO Margin	8th -1.1
Ast/TO Ratio	4th	1.4	Ast/TO Ratio	3rd 1.3
Home Attendance	3rd	11,446	Home Attendance	3rd 12,866

MISCELLANEOUS STATISTICS

UConn regular-season winning percentage under Dan Hurley:	Largest deficit overcome in win:
2018-19 --- 15-16 --- .484	7 (51-58) vs. Georgetown (12/20/22)
2019-20 --- 19-12 --- .613	UConn's record when...
2020-21 --- 14-6 --- .700	Leading at the half -- 25-3
2021-22 --- 22-8 --- .733	Trailing at the half -- 1-3
2022-23 --- 24-7 --- .774	Tied at the half -- 1-2
2022-23 regular season stats:	UConn scores 70+ -- 23-4
Largest margin of victory:	UConn scores 60-69 -- 4-3
53 (114-61) vs. LIU (12/10/22)	UConn scores 50-59 -- 0-1
Largest margin of defeat:	UConn outrebounds foe -- 22-7
12 (61-73) at Providence (1/4/23)	Foe outrebounds UConn -- 5-1
Largest halftime lead:	UConn shoots 50.0+ pct. -- 11-0
35 (62-27) vs. LIU (12/10/22)	UConn shoots 40-50 pct. -- 12-5
Largest halftime lead in loss:	UConn shoots under 40 pct. -- 4-3
14 (40-26) at Seton Hall (1/18/23)	Foe shoots 50+ pct. -- 0-4
Largest halftime deficit:	Foe shoots 40-50 pct. -- 13-2
15 (24-39) vs. Xavier (1/25/23)	Foe shoots under 40 pct. -- 14-2
Largest halftime deficit in win:	UConn shoots over 70 pct. from free throw line -- 20-5
---	UConn shoots 60-70 pct. from free throw line -- 2-1
Largest overall lead:	UConn shoots 50-60 pct. from free throw line -- 4-1
57 (114-57) vs. LIU (12/10/22)	UConn shoots below 50 percent from free throw line -- 1-1
Largest overall deficit:	Bench scores 20+ -- 15-2
17 (18-35) vs. Xavier (1/25/23)	Bench scores under 20 -- 12-6
Largest lead in a loss:	
17 (37-20) vs. Seton Hall (1/18/23)	

NATIONAL POLLS

ASSOCIATED PRESS POLL

March 13

Team	Record	Pts
1 Alabama (48)	29-5	1508
2 Houston (9)	31-3	1404
3 Purdue (3)	29-5	1367
4 Kansas	27-7	1303
5 Texas	26-8	1276
6 Marquette	28-6	1244
7 UCLA (1)	29-5	1209
8 Arizona	28-6	1155
9 Gonzaga	28-5	1046
10 UCONN	25-8	854
11 Baylor	22-10	779
12 Duke	26-8	763
13 Xavier	25-9	738
14 Virginia	25-7	711
15 Kansas State	23-9	709
16 Miami	25-7	581
17 Texas A&M	25-9	562
18 San Diego State	27-6	550
19 Saint Mary's	26-7	426
20 Tennessee	23-10	381
21 Indiana	22-11	332
22 TCU	21-12	254
23 Missouri	24-9	171
24 Memphis	26-8	110
25 Florida Atlantic	31-3	99

Others receiving votes: Creighton 94, Oral Roberts 58, Kentucky 39, Iowa State 32, VCU 26, Utah State 15, Penn State 11, Charleston 10, Kent State 2, Drake 2, West Virginia 2, Northwestern 2

USA TODAY COACHES POLL

March 13

Team	Record	Pts.
1 Houston (21)	31-3	777
2 Alabama (8)	29-5	759
3 Purdue (2)	29-5	728
4 Marquette	28-6	654
5 Kansas (1)	27-7	652
6 UCLA	29-5	649
7 Texas	26-8	647
8 Arizona	28-6	608
9 Gonzaga	28-5	546
10 Virginia	25-7	418
11 Baylor	22-10	399
12 UCONN	25-8	391
13 Kansas State	23-9	370
14 Xavier	25-9	369
15 Miami	25-7	342
16 Duke	26-8	334
17 Texas A&M	25-9	289
18 San Diego State	27-6	266
19 Saint Mary's	26-7	240
19 Indiana	22-11	240
21 Tennessee	23-10	153
22 Creighton	21-12	118
23 TCU	21-12	117
24 Missouri	24-9	65
25 Florida Atlantic	31-3	54

Others receiving votes: Iowa State 47, Kentucky 29, Penn State 24, Northwestern 23, Providence 21, Oral Roberts 20, Utah State 14, VCU 9, Kent State 6, Maryland 6, NC State 5, Memphis 4, Charleston 3, Pittsburgh 3, Michigan State 1

UConn's 2021-22 opponents in boldface type.

THE LAST TIME ...

Team

100 Points by a Team

By UConn 114 vs. LIU (GP), 12/10/22
By Opponent 109 vs. Auburn (2ot), 11/24/21

90 Points by a Team

By UConn 95 at St. John's (MSG), 2/25/23
By Opponent 90 at Seton Hall (ot), 1/8/22

40-plus Point Win

By UConn 114-61 vs. LIU (GP), 12/10/22
By Opponent 101-61 at Syracuse, 11/30/77

30-plus Point Win

By UConn 86-56 vs. Butler (XL), 1/22/23
By Opponent 84-45 vs. Houston, 3/15/19

20-plus Point Win

By UConn 87-63 vs. Iona (NCAA), 3/17/23
By Opponent 81-58 vs. Villanova (MSG), 12/22/18

60-Percent Shooting by a Team

By UConn .625 vs. LIU (GP), 12/10/22
By Opponent .600 vs. Arkansas, 11/26/17

Single Overtime Game

UConn Win 86-78 vs. St. John's (GP), 1/12/22
UConn Loss 87-90 at Seton Hall, 1/8/22

Multi-Overtime Game

UConn Win 115-109 vs. Auburn (N), 11/24/21 (2ot)
UConn Loss 89-93 at Temple, 2/20/20 (2ot)

10 Three-Point Field Goals Made

By UConn 10 vs. Saint Mary's (NCAA), 3/19/23
By Opponent 11 vs. Marquette (MSG), 3/10/23

10 Blocks

By UConn 11 at Marquette, 1/11/23
11 at St. John's (MSG), 2/25/23
By Opponent 11 vs. Cincinnati (GP), 2/9/20

15 Blocks

By UConn 15 vs. Maine, 11/13/15

10 Steals

By UConn 12 vs. Villanova (XL), 12/28/22

60 Rebounds

By UConn 76 vs. Syracuse, 3/12/09 (60T)*



Junior Adama Sanogo had a combined 52 points and 21 rebounds in the NCAA 1st and 2nd rounds.

UCONN 2022-23 STARTING LINEUPS

Karaban, Sanogo, Jackson, Hawkins, Newton (18-8)

Karaban, Sanogo, Alleyne, Hawkins, Newton (5-0)

Alleyne, Karaban, Sanogo, Newton, Diarra (2-0)

Alleyne, S.Johnson, Sanogo, Hawkins, Newton (1-0)

Karaban, Jackson, Sanogo, Hawkins, Diarra (1-0)

Individual

40 Points by a Player

40, James Bouknight vs. Creighton, 12/20/20

30 Points by a Player

31, Jordan Hawkins vs. St. John's (XL) (1/15/23)

20 Rebounds by a Player

21, Alex Oriakhi at Texas, 1/8/11

15 Rebounds by a Player

15, Adama Sanogo vs. Boston U. (GP) (11/11/22)
16, Tyrese Martin vs. DePaul (GP) 3/5/22

Two Players with 20 Points

vs. Xavier (GP) (1/25/23)
Jordan Hawkins 28, Tristen Newton 23

Three Players with 20 Points

at DePaul (1/31/23)
Jordan Hawkins 26, Adama Sanogo 25, Tristen Newton 21

Two Players with 10 Rebounds

vs. DePaul (GP), (3/5/22)
Tyrese Martin 16, Adama Sanogo 11

15 Field Goals Made

15, Kemba Walker vs. Vermont, 11/17/10

10 Free Throws Made

14, Tristen Newton vs. Buffalo (XL), 11/15/22

10 Assists by a Player

12, Tristen Newton vs. Marquette (XL), 2/7/23

15 Assists by a Player

16, Marcus Williams vs. Notre Dame, 1/30/05

5 Steals by a Player

6, R.J. Cole at Georgetown, 2/23/21

5 Blocks by a Player

5, Donovan Clingan at St. John's (MSG), 2/25/23
5, Donovan Clingan at Marquette, 1/11/23
5, Isaiah Whaley at St. John's (MSG), 2/13/22
6, Adama Sanogo vs. St. John's (GP) 1/12/22

10 Blocks by a Player

10, Hasheem Thabeet vs. PC, 1/31/09

5 Three-Point FGM by a Player

5, Jordan Hawkins vs. Marquette (XL) (2/7/23)
5, Jordan Hawkins vs. Xavier (GP) (1/25/23)

Single Player with a Double-Double

Adama Sanogo 28p-13r vs. Iona (NCAA) 3/17/23

Consecutive Double-Doubles by a Player

Adama Sanogo
13p-16 reb at Creighton, 3/222
26p-11 reb vs. DePaul (GP), 3/5/22

Triple-Double by a Player

Tristen Newton
12p-10r-12a vs. Marquette (XL) (2/7/23)

Two Players with a Double-Double

Win, 71-53 vs. Iowa St. (N), 11/27/22
Donovan Clingan: 15p-10r; Andre Jackson Jr.: 10p-13r.

Six Players in Double Figures

Win, 84-64 vs. Buffalo (XL), 11/15/22 -- Tristen Newton 22, Joey Calcaterra 15, Nahiem Alleyne 12, Adama Sanogo 11, Donovan Clingan 11, Alex Karaban 10.

Five Players in Double Figures

Win, 88-59 vs. DePaul (XL), 3/1/23 -- Adama Sanogo 26, Tristen Newton 12, Andre Jackson 11, Alex Karaban 11, Donovan Clingan 10.



2023 NCAA MEN'S BASKETBALL CHAMPIONSHIP

West Regional, T-Mobile Arena, Las Vegas, Nev.

uconnhuskies.com / @UConnMBB



Dan HURLEY

Head Coach

5th year at UConn



Since taking over as the head coach of the UConn men's basketball program in March, 2018, Dan Hurley has guided the Huskies on a steady climb back to national prominence. In the 2021-22 season, the fourth of the Hurley Era at UConn, not only did the upward trajectory continue, but the program took another significant leap.

Back to a semblance of normalcy following the uncertain Covid-plagued season of 2020-21, Hurley coached the 2021-22 Huskies to 23 overall wins (23-10), the third different program he has resurrected from a sub-.500 record to a 20-win season in four years or less. It was the most overall wins for a UConn team in six years and the most conference wins (13) for UConn in eight seasons.

Not only has UConn's winning percentage improved in each year under Hurley, but last season, the Huskies had five road wins, three wins against Top 25 opponents, four neutral-site victories and were ranked in the national Top 25 poll for 15 weeks. Hurley again took his team to the NCAA Tournament, marking UConn's first back-to-back appearances in the Big Dance in 10 years. The season included a second consecutive top three finish in the BIG EAST Conference, a second straight trip to the BIG EAST Tournament semifinals, three separate five-game winning streaks and the 10 losses were by an average margin of just 4.7 points.

In 12 seasons as a head coach, Hurley has posted a 224-152 overall record (.596), 73-47 at UConn (.608). Take away the records from his first season at each new school, during which he was essentially tasked with stopping the bleeding of a broken program, and that overall winning percentage jumps to an impressive .658.

A steady influx of highly-rated recruiting classes has been the backbone of UConn's yearly rise under Hurley and his coaching staff.

Despite the most uncertain of seasons in 2020-21 that included stops and starts, shutdowns and restarts, cancellations, postponements and rescheduling, the program continued to move forward.

The Huskies had three lengthy shutdowns and 10 games either cancelled or postponed, but still they finished third in their first season back in the

BIG EAST, cracked the Top 25, reach the BIG EAST Tournament semifinals and, perhaps most importantly, earned a berth in the NCAA Tournament for the first time in five years.

Hurley became the 19th head coach in the history of UConn basketball on March 22, 2018, when he accepted the challenge of resurrecting a program that had suffered two consecutive losing seasons. It didn't take long for him to put his stamp on the program. Three games into his first season as the head coach of the Huskies in 2018-19, the team had three victories, including its first win over a nationally-ranked opponent in three years.

As the architect of two previous college basketball rebuilding projects, however, Hurley was well-aware that the challenge of returning the four-time NCAA champion Huskies to national prominence wasn't going to be that easy. As with his two other program turnarounds, there clearly were going to be struggles and growing pains, and UConn's final 16-17 record, while disappointing, was not all that surprising.

Although he was a national recruit coming out of St. Anthony High School and he put together an impressive college playing career at Seton Hall, it is as a coach that Hurley has made the basketball world take notice, as a program-builder and a positive guiding force for young men. While still a youthful coach in college basketball terms, Hurley has already taken charge of four struggling hoop programs – St. Benedict's Prep, Wagner College, the University of Rhode Island, and UConn -- and built them into competitors on the national stage.

Hurley is a product of one of the most well-known basketball families in the country, led by his father, Bob Sr., a Naismith Memorial Basketball Hall of Fame inductee following a legendary high school coaching career at powerhouse St. Anthony in Jersey City (N.J.) and including older brother Bobby, a college All-American and two-time National Champion player at Duke, who played for five years in the NBA, and is currently the head coach at Arizona State.

Hurley came to UConn following six years at Rhode Island, where he took a program that went 7-23 in the season before he arrived to a combined 51-18

HURLEY COACHING FILE

1996-97 St. Anthony High School (Asst. Coach)
 1997-2001 Rutgers University (Asst. Coach)
 2001-2010 St. Benedict's Prep (Head Coach, 223-21)

2010-11	Wagner College	13-17 (9-9 Northeast Conf.)
2011-12	Wagner College	25-6 (15-3 Northeast Conf.)
2012-13	Rhode Island	8-21 (3-13 Atlantic 10)
2013-14	Rhode Island	14-18 (5-11 Atlantic 10)
2014-15	Rhode Island	23-10 (13-5 Atlantic 10)
2015-16	Rhode Island	17-15 (9-9 Atlantic 10)
2016-17	Rhode Island	25-10 (13-5 Atlantic 10)
2017-18	Rhode Island	26-8 (15-3 Atlantic 10)
2018-19	UConn	16-17 (6-12 American)
2019-20	UConn	19-12 (10-8 American)
2020-21	UConn	15-8 (11-6 BIG EAST)
2021-22	UConn	23-10 (13-6 BIG EAST)
2022-23	UConn	27-8 (13-7 BIG EAST)

Totals Overall: 251-160 (.611)
 At UConn: 100-55 (.645)
 Conference: 135-97 (.582)
 NCAA Record: 4-4
 NIT Record: 1-1

mark and two NCAA Tournament appearances in his final two years, URI's first NCAA appearances in 18 years. In each year, Hurley guided the Rams to a first-round NCAA tourney victory.

In his six seasons in Rhode Island, Hurley's teams were a combined 113-82 (.579), but an even more impressive 91-43 (.679) with two NCAA appearances and an NIT berth during his last four years.

It was at St. Benedict's, where he also taught history, that Hurley maintains he really learned his craft, building the program into a national prep school powerhouse. In nine seasons, Hurley compiled a sterling 223-21 record, with four Top Five finishes in the national rankings.

Born (1/16/73) and raised in in Jersey City, Hurley was an outstanding high school player at St. Anthony, leading the team to a 31-1 record and a No. 2 national ranking as a senior. At Seton Hall, he played under head coaches P.J. Carlesimo and George Blaney, amassing career totals of 1,070 points and 437 assists and helping the Pirates to three NCAA Tournament appearances and an NIT berth during his career.

Dan and wife Andrea, who met while both were attending Seton Hall, are the parents of two sons, Danny, also a Seton Hall graduate, and Andrew, a junior at UConn.



2023 NCAA MEN'S BASKETBALL CHAMPIONSHIP

West Regional, T-Mobile Arena, Las Vegas, Nev.

uconnhuskies.com / @UConnMBB





2022-23
Team Statistics
Box Scores
Player Statistics



2022-23 UConn Men's Basketball Combined Team Statistics All games

Game Records

Record	Overall	Home	Away	Neutral
ALL GAMES	27-8	15-2	6-5	6-1
CONFERENCE	13-7	8-2	5-5	0-0
NON-CONFERENCE	14-1	7-0	1-0	6-1

Score by Periods

Team	1st	2nd	OT	TOT
UConn	1374	1372	0	2746
Opponents	1036	1228	0	2264

Team Box Score

No.	Player	Total			3-Point		F-Throw		Rebounds				PF		DQ		A		TO		BLK		STL		PTS		AVG	
		GP-GS	MIN	AVG	FG-FGA	FG%	3FG-3FGA	3FG%	FT-FTA	FT%	OFF	DEF	TOT	AVG	PF	DQ	A	TO	BLK	STL	PTS	AVG						
21	SANOGO, Adama	35-35	929:40	26.6	251-415	.605	17-48	.354	86-110	.782	90	171	261	7.5	97	2	42	68	26	27	605	17.3						
24	HAWKINS, Jordan	33-33	970:52	29.4	162-400	.405	95-251	.378	106-120	.883	34	91	125	3.8	76	1	43	45	17	24	525	15.9						
2	NEWTON, Tristen	35-34	996:37	28.5	96-254	.378	41-111	.369	119-147	.810	39	108	147	4.2	70	0	163	80	10	40	352	10.1						
11	KARABAN, Alex	35-34	1014:57	29.0	116-246	.472	61-149	.409	35-42	.833	55	96	151	4.3	84	1	62	39	23	18	328	9.4						
32	CLINGAN, Donovan	35-0	461:49	13.2	103-157	.656	0-1	.000	44-83	.530	81	122	203	5.8	65	0	17	36	64	14	250	7.1						
44	JACKSON JR., Andre	32-27	927:43	29.0	81-192	.422	24-85	.282	30-46	.652	59	142	201	6.3	90	5	142	64	18	32	216	6.8						
3	CALCATERRA, Joey	34-0	493:32	14.5	65-152	.428	44-99	.444	21-24	.875	15	44	59	1.7	35	1	44	28	2	18	195	5.7						
4	ALLEYNE, Nahiem	35-8	625:30	17.9	60-169	.355	29-92	.315	20-24	.833	11	29	40	1.1	51	0	28	23	2	16	169	4.8						
5	DIARRA, Hassan	32-3	440:00	13.8	25-83	.301	7-37	.189	19-37	.514	12	34	46	1.4	44	0	63	37	8	28	76	2.4						
35	JOHNSON, Samson	8-1	40:19	5.0	4-8	.500	0-2	.000	3-3	1.000	5	2	7	0.9	5	0	1	2	0	2	11	1.4						
13	SPRINGS, Richie	15-0	34:36	2.3	5-8	.625	0-0	.000	3-5	.600	3	8	11	0.7	4	0	3	1	0	0	13	0.9						
33	ROUMOGLOU, Apostolos	16-0	24:01	1.5	1-5	.200	0-1	.000	2-3	.667	1	5	6	0.4	4	0	1	2	0	1	4	0.3						
20	HURLEY, Andrew	11-0	14:57	1.4	1-5	.200	0-1	.000	0-0	.000	0	1	1	0.1	1	0	0	2	0	2	2	0.2						
40	JOHNSON JR., Andre	8-0	09:02	1.1	0-1	.000	0-1	.000	0-0	.000	0	0	0	0.0	0	0	0	0	0	0	0	0.0						
41	HENDRY, Emmett	8-0	06:49	0.9	0-0	.000	0-0	.000	0-0	.000	0	0	0	0.0	0	0	0	1	0	0	0	0.0						
30	HASSON, Yarin	9-0	09:36	1.1	0-2	.000	0-1	.000	0-0	.000	1	0	1	0.1	3	0	0	0	1	0	0	0.0						
Team											54	49	103				22											
Total		35	7000		970-2097	.463	318-879	.362	488-644	.758	460	902	1362	38.9	629	10	609	450	171	222	2746	78.5						
Opponents		35	7000		777-1901	.409	174-574	.303	536-729	.735	310	726	1036	29.6	599	14	320	453	99	233	2264	64.7						

Team Statistics

	UCONN	OPP
Scoring	2746	2264
Points per game	78.5	64.7
Scoring margin	+13.8	-
Field goals-att	970-2097	777-1901
Field goal pct	.463	.409
3 point fg-att	318-879	174-574
3-point FG pct	.362	.303
3-pt FG made per game	9.1	5.0
Free throws-att	488-644	536-729
Free throw pct	.758	.735
F-Throws made per game	13.9	15.3
Rebounds	1362	1036
Rebounds per game	38.9	29.6
Rebounding margin	+9.3	-
Assists	609	320
Assists per game	17.4	9.1
Turnovers	450	453
Turnovers per game	12.9	12.9
Turnover margin	+0.1	-
Assist/turnover ratio	1.4	0.7
Steals	222	233
Steals per game	6.3	6.7
Blocks	171	99
Blocks per game	4.9	2.8
Winning streak	2	-
Home win streak	4	-
Attendance	194581	126488
Home games-Avg/Game	17-11446	11-11499
Neutral site-Avg/Game	-	7-9691

Team Results

Date	Opponent		Score	Att.
11/07/2022	Stonehill	W	85-54	9116
11/11/2022	Boston U.	W	86-57	9156
11/15/2022	Buffalo	W	84-64	10112
11/18/2022	UNCW	W	86-50	7766
11/20/2022	Delaware St.	W	95-60	9442
11/24/2022	vs Oregon	W	83-59	5598
11/25/2022	vs Alabama	W	82-67	3603
11/27/2022	vs Iowa St.	W	71-53	5005
12/01/2022	Oklahoma St.	W	74-64	10167
12/07/2022	at Florida	W	75-54	9046
12/10/2022	LIU	W	114-61	10167
12/17/2022	at Butler	W	68-46	8283
12/20/2022	Georgetown	W	84-73	10167
12/28/2022	Villanova	W	74-66	15564
12/31/2022	at Xavier	L	73-83	10565
01/04/2023	at Providence	L	61-73	12400
01/07/2023	Creighton	W	69-60	10167
01/11/2023	at Marquette	L	76-82	15116
01/15/2023	St. John's (NY)	L	74-85	15564
01/18/2023	at Seton Hall	L	66-67	9710
01/22/2023	Butler	W	86-56	15564
01/25/2023	Xavier	L	79-82	10167
01/31/2023	at DePaul	W	90-76	3956
02/04/2023	at Georgetown	W	68-62	10621
02/07/2023	Marquette	W	87-72	15564
02/11/2023	at Creighton	L	53-56	18286
02/18/2023	Seton Hall	W	64-55	10167
02/22/2023	Providence	W	87-69	10167
02/25/2023	at St. John's (NY)	W	95-86	12241
03/01/2023	DePaul	W	88-59	15564
03/04/2023	at Villanova	W	71-59	16264
03/09/2023	vs Providence	W	73-66	19812
03/10/2023	vs Marquette	L	68-70	19812
03/17/2023	vs Iona	W	87-63	14010
03/19/2023	vs Saint Mary's (CA)	W	70-55	0



2022-23 UConn Men's Basketball Combined Team Statistics In Conference games

Game Records

Record	Overall	Home	Away	Neutral
ALL GAMES	13-7	8-2	5-5	0-0
CONFERENCE	13-7	8-2	5-5	0-0
NON-CONFERENCE	0-0	0-0	0-0	0-0

Score by Periods

Team	1st	2nd	OT	TOT
UConn	756	757	0	1513
Opponents	621	746	0	1367

Team Box Score

No.	Player	Total					3-Point		F-Throw		Rebounds				PF	DQ	A	TO	BLK	STL	PTS	AVG
		GP-GS	MIN	AVG	FG-FGA	FG%	3FG-3FGA	3FG%	FT-FTA	FT%	OFF	DEF	TOT	AVG								
24	HAWKINS, Jordan	20-20	646:56	32.3	105-263	.399	55-154	.357	81-90	.900	26	62	88	4.4	49	1	24	32	12	17	346	17.3
21	SANOGO, Adama	20-20	556:36	27.8	134-236	.568	10-28	.357	45-59	.763	55	96	151	7.6	61	2	26	38	14	15	323	16.2
2	NEWTON, Tristen	20-20	582:33	29.1	58-146	.397	21-60	.350	65-80	.813	22	60	82	4.1	41	0	91	45	6	23	202	10.1
11	KARABAN, Alex	20-20	596:35	29.8	70-153	.458	36-91	.396	16-18	.889	35	59	94	4.7	45	1	37	21	13	14	192	9.6
44	JACKSON JR., Andre	20-20	604:27	30.2	53-130	.408	16-54	.296	21-31	.677	46	86	132	6.6	57	3	83	46	10	16	143	7.2
32	CLINGAN, Donovan	20-0	245:49	12.3	45-78	.577	0-0	.000	22-44	.500	44	60	104	5.2	40	0	10	24	34	6	112	5.6
4	ALLEYNE, Nahiem	20-0	309:44	15.5	26-83	.313	14-47	.298	12-15	.800	5	17	22	1.1	26	0	13	10	2	5	78	3.9
3	CALCATERRA, Joey	19-0	205:21	10.8	24-73	.329	16-44	.364	5-5	1.000	7	16	23	1.2	19	1	19	12	1	9	69	3.6
5	DIARRA, Hassan	17-0	215:42	12.7	14-39	.359	4-17	.235	10-19	.526	7	11	18	1.1	23	0	25	13	4	15	42	2.5
35	JOHNSON, Samson	5-0	21:23	4.3	2-6	.333	0-2	.000	0-0	.000	3	1	4	0.8	1	0	1	2	0	2	4	0.8
13	SPRINGS, Richie	4-0	03:47	0.9	1-1	1.000	0-0	.000	0-0	.000	1	0	1	0.3	0	0	0	0	0	0	2	0.5
40	JOHNSON JR., Andre	1-0	00:46	0.8	0-0	.000	0-0	.000	0-0	.000	0	0	0	0.0	0	0	0	0	0	0	0	0.0
20	HURLEY, Andrew	2-0	02:36	1.3	0-1	.000	0-0	.000	0-0	.000	0	1	1	0.5	0	0	0	0	0	0	0	0.0
33	ROUMOGLOU, Apostolos	5-0	06:13	1.2	0-3	.000	0-1	.000	0-0	.000	0	0	0	0.0	1	0	0	0	0	0	0	0.0
41	HENDRY, Emmett	1-0	00:46	0.8	0-0	.000	0-0	.000	0-0	.000	0	0	0	0.0	0	0	0	0	0	0	0	0.0
30	HASSON, Yarin	1-0	00:46	0.8	0-1	.000	0-0	.000	0-0	.000	1	0	1	1.0	0	0	0	0	0	0	0	0.0
Team											31	26	57				13					
Total		20	4000		532-1213	.439	172-498	.345	277-361	.767	283	495	778	38.9	363	8	329	256	96	122	1513	75.7
Opponents		20	4000		469-1111	.422	105-343	.306	324-427	.759	194	423	617	30.9	329	9	197	234	64	129	1367	68.4

Team Statistics

	UCONN	OPP
Scoring	1513	1367
Points per game	75.7	68.4
Scoring margin	+7.3	-
Field goals-att	532-1213	469-1111
Field goal pct	.439	.422
3 point fg-att	172-498	105-343
3-point FG pct	.345	.306
3-pt FG made per game	8.6	5.3
Free throws-att	277-361	324-427
Free throw pct	.767	.759
F-Throws made per game	13.9	16.2
Rebounds	778	617
Rebounds per game	38.9	30.9
Rebounding margin	+8.1	-
Assists	329	197
Assists per game	16.5	9.9
Turnovers	256	234
Turnovers per game	12.8	11.7
Turnover margin	-1.1	-
Assist/turnover ratio	1.3	0.8
Steals	122	129
Steals per game	6.1	6.5
Blocks	96	64
Blocks per game	4.8	3.2
Winning streak	5	-
Home win streak	4	-
Attendance	128655	117442
Home games-Avg/Game	10-12866	10-11744
Neutral site-Avg/Game	-	0-0

Team Results

Date	Opponent		Score	Att.
12/17/2022	at Butler	W	68-46	8283
12/20/2022	Georgetown	W	84-73	10167
12/28/2022	Villanova	W	74-66	15564
12/31/2022	at Xavier	L	73-83	10565
01/04/2023	at Providence	L	61-73	12400
01/07/2023	Creighton	W	69-60	10167
01/11/2023	at Marquette	L	76-82	15116
01/15/2023	St. John's (NY)	L	74-85	15564
01/18/2023	at Seton Hall	L	66-67	9710
01/22/2023	Butler	W	86-56	15564
01/25/2023	Xavier	L	79-82	10167
01/31/2023	at DePaul	W	90-76	3956
02/04/2023	at Georgetown	W	68-62	10621
02/07/2023	Marquette	W	87-72	15564
02/11/2023	at Creighton	L	53-56	18286
02/18/2023	Seton Hall	W	64-55	10167
02/22/2023	Providence	W	87-69	10167
02/25/2023	at St. John's (NY)	W	95-86	12241
03/01/2023	DePaul	W	88-59	15564
03/04/2023	at Villanova	W	71-59	16264



**2022-23 UConn Men's Basketball
Season Schedule/Results & Leaders
All games**

Game Records

Record	Overall	Home	Away	Neutral
ALL GAMES	27-8	15-2	6-5	6-1
CONFERENCE	13-7	8-2	5-5	0-0
NON-CONFERENCE	14-1	7-0	1-0	6-1

Team Results

Date	Opponent		Score	Att.	High Points	High Rebounds
11/07/2022	Stonehill	W	85-54	9116	(19) SANOGO, Adama	(7) CLINGAN, Donovan
11/11/2022	Boston U.	W	86-57	9156	(27) SANOGO, Adama	(15) SANOGO, Adama
11/15/2022	Buffalo	W	84-64	10112	(22) NEWTON, Tristen	(10) NEWTON, Tristen
11/18/2022	UNCW	W	86-50	7766	(24) SANOGO, Adama	(6) CLINGAN, Donovan
11/20/2022	Delaware St.	W	95-60	9442	(26) SANOGO, Adama	(9) HAWKINS, Jordan
11/24/2022	vs Oregon	W	83-59	5598	(23) NEWTON, Tristen	(8) CLINGAN, Donovan
11/25/2022	vs Alabama	W	82-67	3603	(25) SANOGO, Adama	(7) JACKSON JR., Andre
11/27/2022	vs Iowa St.	W	71-53	5005	(15) CLINGAN, Donovan	(13) JACKSON JR., Andre
12/01/2022	Oklahoma St.	W	74-64	10167	(26) HAWKINS, Jordan	(7) JACKSON JR., Andre
12/07/2022	at Florida	W	75-54	9046	(17) SANOGO, Adama	(8) JACKSON JR., Andre
						(8) CLINGAN, Donovan
12/10/2022	LIU	W	114-61	10167	(22) HAWKINS, Jordan	(11) CLINGAN, Donovan
12/17/2022	at Butler	W	68-46	8283	(27) SANOGO, Adama	(14) SANOGO, Adama
12/20/2022	Georgetown	W	84-73	10167	(17) NEWTON, Tristen	(8) JACKSON JR., Andre
12/28/2022	Villanova	W	74-66	15564	(22) HAWKINS, Jordan	(7) HAWKINS, Jordan
12/31/2022	at Xavier	L	73-83	10565	(18) SANOGO, Adama	(10) JACKSON JR., Andre
01/04/2023	at Providence	L	61-73	12400	(15) HAWKINS, Jordan	(11) CLINGAN, Donovan
01/07/2023	Creighton	W	69-60	10167	(26) SANOGO, Adama	(9) SANOGO, Adama
						(9) JACKSON JR., Andre
01/11/2023	at Marquette	L	76-82	15116	(20) CLINGAN, Donovan	(10) CLINGAN, Donovan
01/15/2023	St. John's (NY)	L	74-85	15564	(31) HAWKINS, Jordan	(10) SANOGO, Adama
01/18/2023	at Seton Hall	L	66-67	9710	(16) SANOGO, Adama	(10) JACKSON JR., Andre
01/22/2023	Butler	W	86-56	15564	(20) HAWKINS, Jordan	(14) SANOGO, Adama
01/25/2023	Xavier	L	79-82	10167	(28) HAWKINS, Jordan	(9) SANOGO, Adama
01/31/2023	at DePaul	W	90-76	3956	(26) HAWKINS, Jordan	(9) SANOGO, Adama
						(9) CLINGAN, Donovan
02/04/2023	at Georgetown	W	68-62	10621	(15) NEWTON, Tristen	(10) JACKSON JR., Andre
					(15) SANOGO, Adama	
02/07/2023	Marquette	W	87-72	15564	(20) HAWKINS, Jordan	(10) NEWTON, Tristen
02/11/2023	at Creighton	L	53-56	18286	(17) SANOGO, Adama	(10) SANOGO, Adama
02/18/2023	Seton Hall	W	64-55	10167	(20) HAWKINS, Jordan	(10) JACKSON JR., Andre
02/22/2023	Providence	W	87-69	10167	(20) HAWKINS, Jordan	(8) KARABAN, Alex
02/25/2023	at St. John's (NY)	W	95-86	12241	(20) HAWKINS, Jordan	(9) SANOGO, Adama
03/01/2023	DePaul	W	88-59	15564	(26) SANOGO, Adama	(8) JACKSON JR., Andre
03/04/2023	at Villanova	W	71-59	16264	(24) HAWKINS, Jordan	(9) SANOGO, Adama
03/09/2023	vs Providence	W	73-66	19812	(19) HAWKINS, Jordan	(11) JACKSON JR., Andre
03/10/2023	vs Marquette	L	68-70	19812	(19) SANOGO, Adama	(11) SANOGO, Adama
03/17/2023	vs Iona	W	87-63	14010	(28) SANOGO, Adama	(13) SANOGO, Adama
03/19/2023	vs Saint Mary's (CA)	W	70-55	0	(24) SANOGO, Adama	(8) SANOGO, Adama



**2022-23 UConn Men's Basketball
Extended Season Box Score
All games**

Game Records

Record	Overall	Home	Away	Neutral
ALL GAMES	27-8	15-2	6-5	6-1
CONFERENCE	13-7	8-2	5-5	0-0
NON-CONFERENCE	14-1	7-0	1-0	6-1

Team Box Score Extended

No.	Player	Total			3-Point		F-Throw		Rebounds																		
		GP-GS	MIN	AVG	FG-FGA	FG%	3FG-3FGA	3FG%	FT-FTA	FT%	OFF	DEF	TOT	AVG	PF	DQ	A	A/G	TO	TO/G	A/TO	BLK	BLK/G	STL	STL/G	PTS	AVG
21	SANOGO, Adama	35-35	929:40	26.6	251-415	.605	17-48	.354	86-110	.782	90	171	261	7.5	97	2	42	1.20	68	1.94	0.62	26	0.74	27	0.77	605	17.3
24	HAWKINS, Jordan	33-33	970:52	29.4	162-400	.405	95-251	.378	106-120	.883	34	91	125	3.8	76	1	43	1.30	45	1.36	0.96	17	0.52	24	0.73	525	15.9
2	NEWTON, Tristen	35-34	996:37	28.5	96-254	.378	41-111	.369	119-147	.810	39	108	147	4.2	70	0	163	4.66	80	2.29	2.04	10	0.29	40	1.14	352	10.1
11	KARABAN, Alex	35-34	1014:57	29.0	116-246	.472	61-149	.409	35-42	.833	55	96	151	4.3	84	1	62	1.77	39	1.11	1.59	23	0.66	18	0.51	328	9.4
32	CLINGAN, Donovan	35-0	461:49	13.2	103-157	.656	0-1	.000	44-83	.530	81	122	203	5.8	65	0	17	0.49	36	1.03	0.47	64	1.83	14	0.40	250	7.1
44	JACKSON JR., Andre	32-27	927:43	29.0	81-192	.422	24-85	.282	30-46	.652	59	142	201	6.3	90	5	142	4.44	64	2.00	2.22	18	0.56	32	1.00	216	6.8
3	CALCATERRA, Joey	34-0	493:32	14.5	65-152	.428	44-99	.444	21-24	.875	15	44	59	1.7	35	1	44	1.29	28	0.82	1.57	2	0.06	18	0.53	195	5.7
4	ALLEYNE, Nahiem	35-8	625:30	17.9	60-169	.355	29-92	.315	20-24	.833	11	29	40	1.1	51	0	28	0.80	23	0.66	1.22	2	0.06	16	0.46	169	4.8
5	DIARRA, Hassan	32-3	440:00	13.8	25-83	.301	7-37	.189	19-37	.514	12	34	46	1.4	44	0	63	1.97	37	1.16	1.70	8	0.25	28	0.88	76	2.4
35	JOHNSON, Samson	8-1	40:19	5.0	4-8	.500	0-2	.000	3-3	1.000	5	2	7	0.9	5	0	1	0.13	2	0.25	0.50	0	0.00	2	0.25	11	1.4
13	SPRINGS, Richie	15-0	34:36	2.3	5-8	.625	0-0	.000	3-5	.600	3	8	11	0.7	4	0	3	0.20	1	0.07	3.00	0	0.00	0	0.00	13	0.9
33	ROUMOGLOU, Apostolos	16-0	24:01	1.5	1-5	.200	0-1	.000	2-3	.667	1	5	6	0.4	4	0	1	0.06	2	0.13	0.50	0	0.00	1	0.06	4	0.3
20	HURLEY, Andrew	11-0	14:57	1.4	1-5	.200	0-1	.000	0-0	.000	0	1	1	0.1	1	0	0	0.00	2	0.18	0.00	0	0.00	2	0.18	2	0.2
40	JOHNSON JR., Andre	8-0	09:02	1.1	0-1	.000	0-1	.000	0-0	.000	0	0	0	0.0	0	0	0	0.00	0	0.00	0.00	0	0.00	0	0.00	0	0.0
41	HENDRY, Emmett	8-0	06:49	0.9	0-0	.000	0-0	.000	0-0	.000	0	0	0	0.0	0	0	0	0.00	1	0.13	0.00	0	0.00	0	0.00	0	0.0
30	HASSON, Yarin	9-0	09:36	1.1	0-2	.000	0-1	.000	0-0	.000	1	0	1	0.1	3	0	0	0.00	0	0.00	0.00	1	0.11	0	0.00	0	0.0
Total		35	7000		970-2097	.463	318-879	.362	488-644	.758	460	902	1362	38.9	629	10	609	17.40	450	12.86	1.35	171	4.89	222	6.34	2746	78.5
Opponents		35	7000		777-1901	.409	174-574	.303	536-729	.735	310	726	1036	29.6	599	14	320	9.14	453	12.94	0.71	99	2.83	233	6.66	2264	64.7

Score by Periods

Team	1st	2nd	OT	TOT
UConn	1374	1372	0	2746
Opponents	1036	1228	0	2264



**2022-23 UConn Men's Basketball
Overall Team Statistics
All games**

Team Statistics

	UCONN	OPP
Scoring	2746	2264
Points per game	78.5	64.7
Scoring margin	+13.8	-
Field goals-att	970-2097	777-1901
Field goal pct	.463	.409
3 point fg-att	318-879	174-574
3-point FG pct	.362	.303
3-pt FG made per game	9.1	5.0
Free throws-att	488-644	536-729
Free throw pct	.758	.735
F-Throws made per game	13.9	15.3
Rebounds	1362	1036
Rebounds per game	38.9	29.6
Rebounding margin	+9.3	-
Assists	609	320
Assists per game	17.4	9.1
Turnovers	450	453
Turnovers per game	12.9	12.9
Turnover margin	+0.1	-
Assist/turnover ratio	1.4	0.7
Steals	222	233
Steals per game	6.3	6.7
Blocks	171	99
Blocks per game	4.9	2.8
Winning streak	2	-
Home win streak	4	-
Attendance	194581	126488
Home games-Avg/Game	17-11446	11-11499
Neutral site-Avg/Game	-	7-9691

Score by Periods

Team	1st	2nd	OT	TOT
UConn	1374	1372	0	2746
Opponents	1036	1228	0	2264



**2022-23 UConn Men's Basketball
Team Game-by-Game
All games**

Opponent	Date	Score	W	Total		3-Pointers		Free throws		Rebounds										
				FG-FGA	PCT	3FG-3FGA	PCT	FT-FTA	PCT	OFF	DEF	TOT	AVG	PF	A	TO	BLK	STL	PTS	AVG
Stonehill	11/07/2022	85-54	W	29-63	.460	5-24	.208	22-31	.710	17	27	44	44.0	20	16	15	8	11	85	85.0
Boston U.	11/11/2022	86-57	W	31-55	.564	10-21	.476	14-26	.538	11	30	41	42.5	18	17	14	3	4	86	85.5
Buffalo	11/15/2022	84-64	W	28-63	.444	6-23	.261	22-28	.786	14	28	42	42.3	13	17	15	6	11	84	85.0
UNCW	11/18/2022	86-50	W	28-52	.538	10-22	.455	20-23	.870	6	30	36	40.8	19	20	10	5	3	86	85.3
Delaware St.	11/20/2022	95-60	W	35-61	.574	12-28	.429	13-19	.684	10	29	39	40.4	20	25	13	6	9	95	87.2
vs Oregon	11/24/2022	83-59	W	30-63	.476	17-37	.459	6-11	.545	12	24	36	39.7	25	22	12	7	9	83	86.5
vs Alabama	11/25/2022	82-67	W	26-60	.433	9-24	.375	21-24	.875	10	22	32	38.6	23	18	12	7	8	82	85.9
vs Iowa St.	11/27/2022	71-53	W	22-53	.415	7-26	.269	20-25	.800	21	27	48	39.8	15	16	19	2	5	71	84.0
Oklahoma St.	12/01/2022	74-64	W	21-56	.375	8-23	.348	24-33	.727	13	22	35	39.2	16	11	7	3	8	74	82.9
at Florida	12/07/2022	75-54	W	30-58	.517	7-19	.368	8-9	.889	8	34	42	39.5	19	16	15	7	9	75	82.1
LIU	12/10/2022	114-61	W	45-72	.625	14-32	.438	10-13	.769	11	30	41	39.6	17	29	12	6	10	114	85.0
at Butler	12/17/2022	68-46	W	28-71	.394	10-29	.345	2-4	.500	18	36	54	40.8	15	20	12	3	2	68	83.6
Georgetown	12/20/2022	84-73	W	30-61	.492	11-30	.367	13-15	.867	5	23	28	39.8	16	24	7	3	9	84	83.6
Villanova	12/28/2022	74-66	W	21-53	.396	9-30	.300	23-27	.852	8	21	29	39.1	18	12	11	4	12	74	82.9
at Xavier	12/31/2022	73-83	L	28-67	.418	13-37	.351	4-9	.444	13	25	38	39.0	21	23	16	2	6	73	82.3
at Providence	01/04/2023	61-73	L	23-63	.365	5-22	.227	10-19	.526	19	20	39	39.0	27	13	8	5	6	61	80.9
Creighton	01/07/2023	69-60	W	21-60	.350	8-24	.333	19-23	.826	9	25	34	38.7	19	8	5	8	6	69	80.2
at Marquette	01/11/2023	76-82	L	29-60	.483	6-22	.273	12-15	.800	14	21	35	38.5	14	16	16	11	5	76	80.0
St. John's (NY)	01/15/2023	74-85	L	23-55	.418	8-26	.308	20-27	.741	12	28	40	38.6	30	13	21	1	4	74	79.7
at Seton Hall	01/18/2023	66-67	L	22-56	.393	9-23	.391	13-14	.929	12	28	40	38.7	21	16	18	2	4	66	79.0
Butler	01/22/2023	86-56	W	31-64	.484	7-19	.368	17-25	.680	18	30	48	39.1	12	19	8	4	6	86	79.3
Xavier	01/25/2023	79-82	L	25-61	.410	10-28	.357	19-25	.760	16	18	34	38.9	18	12	12	3	5	79	79.3
at DePaul	01/31/2023	90-76	W	28-55	.509	4-16	.250	30-34	.882	12	26	38	38.8	25	15	11	6	5	90	79.8
at Georgetown	02/04/2023	68-62	W	27-64	.422	12-24	.500	2-5	.400	19	19	38	38.8	14	20	11	5	5	68	79.3
Marquette	02/07/2023	87-72	W	31-62	.500	12-23	.522	13-22	.591	21	27	48	39.2	19	20	17	4	6	87	79.6
at Creighton	02/11/2023	53-56	L	21-65	.323	7-27	.259	4-4	1.000	18	22	40	39.2	14	10	13	2	5	53	78.6
Seton Hall	02/18/2023	64-55	W	22-52	.423	4-22	.182	16-22	.727	14	25	39	39.2	15	12	18	7	5	64	78.0
Providence	02/22/2023	87-69	W	32-60	.533	10-21	.476	13-14	.929	15	25	40	39.2	14	20	13	4	6	87	78.4
at St. John's (NY)	02/25/2023	95-86	W	30-64	.469	9-25	.360	26-33	.788	17	21	38	39.2	21	17	14	11	9	95	78.9
DePaul	03/01/2023	88-59	W	35-64	.547	10-23	.435	8-10	.800	13	27	40	39.2	13	24	13	6	9	88	79.2
at Villanova	03/04/2023	71-59	W	25-56	.446	8-27	.296	13-14	.929	10	28	38	39.2	17	15	12	5	7	71	79.0
vs Providence	03/09/2023	73-66	W	28-53	.528	13-30	.433	4-5	.800	10	25	35	39.0	16	21	18	3	5	73	78.8
vs Marquette	03/10/2023	68-70	L	26-59	.441	7-25	.280	9-15	.600	16	21	37	39.0	14	13	9	2	2	68	78.5
vs Iona	03/17/2023	87-63	W	32-66	.485	11-25	.440	12-14	.857	14	31	45	39.1	15	24	9	5	4	87	78.7
vs Saint Mary's (CA)	03/19/2023	70-55	W	27-50	.540	10-22	.455	6-7	.857	4	27	31	38.9	16	15	14	5	2	70	78.5
Total		2746		970-2097	.463	318-879	.362	488-644	.758	460	902	1362	38.9	629	609	450	171	222	2746	78.5
Opponents		2264		777-1901	.409	174-574	.303	536-729	.735	310	726	1036	29.6	599	320	453	99	233	2264	64.7

UConn Averages

Games Played	Points/game	FG Pct	3FG Pct	FT Pct	Rebounds/game	Assists/game	Turnovers/game	Assist/Turnover ratio	Steals/game	Blocks/game
35	78.5	46.3	36.2	75.8	38.9	17.4	12.9	1.4	6.3	4.9



**2022-23 UConn Men's Basketball
Opponents Game-by-Game
All games**

Opponent	Date	Score	W	Total		3-Pointers		Free throws		Rebounds				PF	A	TO	BLK	STL	PTS	AVG
				FG-FGA	PCT	3FG-3FGA	PCT	FT-FTA	PCT	OFF	DEF	TOT	AVG							
Stonehill	11/07/2022	85-54	W	16-45	.356	5-17	.294	17-22	.773	5	19	24	24.0	21	9	24	2	10	54	54.0
Boston U.	11/11/2022	86-57	W	18-53	.340	2-12	.167	19-24	.792	8	21	29	26.5	21	6	13	1	8	57	55.5
Buffalo	11/15/2022	84-64	W	25-58	.431	5-17	.294	9-13	.692	5	24	29	27.3	23	9	18	2	8	64	58.3
UNCW	11/18/2022	86-50	W	17-55	.309	3-15	.200	13-20	.650	13	19	32	28.5	20	5	13	3	6	50	56.3
Delaware St.	11/20/2022	95-60	W	20-52	.385	2-9	.222	18-26	.692	7	20	27	28.2	19	5	18	1	6	60	57.0
vs Oregon	11/24/2022	83-59	W	20-47	.426	5-15	.333	14-25	.560	7	23	30	28.5	16	11	17	4	5	59	57.3
vs Alabama	11/25/2022	82-67	W	21-50	.420	6-16	.375	19-25	.760	9	26	35	29.4	23	10	21	6	4	67	58.7
vs Iowa St.	11/27/2022	71-53	W	22-54	.407	3-13	.231	6-10	.600	7	12	19	28.1	21	9	12	0	13	53	58.0
Oklahoma St.	12/01/2022	74-64	W	22-56	.393	4-11	.364	16-19	.842	13	26	39	29.3	25	5	17	3	4	64	58.7
at Florida	12/07/2022	75-54	W	16-53	.302	4-15	.267	18-28	.643	8	20	28	29.2	14	6	12	6	8	54	58.2
LIU	12/10/2022	114-61	W	22-52	.423	2-9	.222	15-24	.625	6	18	24	28.7	12	5	21	2	4	61	58.5
at Butler	12/17/2022	68-46	W	16-54	.296	3-14	.214	11-13	.846	4	26	30	28.8	9	8	10	1	5	46	57.4
Georgetown	12/20/2022	84-73	W	27-59	.458	3-11	.273	16-23	.696	12	28	40	29.7	16	6	14	2	2	73	58.6
Villanova	12/28/2022	74-66	W	22-51	.431	5-22	.227	17-18	.944	7	25	32	29.9	23	7	18	0	3	66	59.1
at Xavier	12/31/2022	73-83	L	28-52	.538	4-13	.308	23-28	.821	4	27	31	29.9	9	20	12	2	11	83	60.7
at Providence	01/04/2023	61-73	L	18-49	.367	8-18	.444	29-35	.829	14	27	41	30.6	20	8	9	4	5	73	61.5
Creighton	01/07/2023	69-60	W	20-61	.328	2-16	.125	18-23	.783	20	29	49	31.7	17	5	13	6	1	60	61.4
at Marquette	01/11/2023	76-82	L	30-59	.508	6-16	.375	16-19	.842	10	19	29	31.6	15	16	11	3	8	82	62.6
St. John's (NY)	01/15/2023	74-85	L	30-58	.517	2-13	.154	23-37	.622	8	23	31	31.5	21	10	10	1	7	85	63.7
at Seton Hall	01/18/2023	66-67	L	23-56	.411	4-21	.190	17-25	.680	11	21	32	31.6	15	7	9	6	8	67	63.9
Butler	01/22/2023	86-56	W	17-52	.327	6-19	.316	16-16	1.000	4	18	22	31.1	17	8	11	8	6	56	63.5
Xavier	01/25/2023	79-82	L	31-58	.534	10-20	.500	10-13	.769	8	21	29	31.0	19	17	15	2	6	82	64.4
at DePaul	01/31/2023	90-76	W	25-56	.446	9-20	.450	17-28	.607	12	13	25	30.7	22	15	11	5	7	76	64.9
at Georgetown	02/04/2023	68-62	W	23-53	.434	7-16	.438	9-14	.643	11	20	31	30.8	12	10	10	7	7	62	64.8
Marquette	02/07/2023	87-72	W	26-59	.441	5-21	.238	15-20	.750	9	15	24	30.5	19	7	8	2	11	72	65.0
at Creighton	02/11/2023	53-56	L	19-48	.396	5-16	.313	13-17	.765	8	26	34	30.6	10	8	11	1	9	56	64.7
Seton Hall	02/18/2023	64-55	W	21-53	.396	2-11	.182	11-15	.733	7	18	25	30.4	21	8	14	2	7	55	64.3
Providence	02/22/2023	87-69	W	22-53	.415	8-20	.400	17-20	.850	8	12	20	30.0	12	9	9	4	5	69	64.5
at St. John's (NY)	02/25/2023	95-86	W	30-65	.462	4-13	.308	22-29	.759	15	17	32	30.1	23	15	13	3	6	86	65.2
DePaul	03/01/2023	88-59	W	21-60	.350	5-15	.333	12-16	.750	12	17	29	30.1	13	5	14	4	8	59	65.0
at Villanova	03/04/2023	71-59	W	20-55	.364	7-28	.250	12-18	.667	10	21	31	30.1	16	8	12	1	7	59	64.8
vs Providence	03/09/2023	73-66	W	24-58	.414	6-23	.261	12-17	.706	10	15	25	29.9	12	13	9	0	12	66	64.9
vs Marquette	03/10/2023	68-70	L	24-51	.471	11-29	.379	11-14	.786	8	19	27	29.8	17	12	9	1	3	70	65.0
vs Iona	03/17/2023	87-63	W	22-57	.386	7-16	.438	12-16	.750	7	22	29	29.8	13	9	6	3	7	63	65.0
vs Saint Mary's (CA)	03/19/2023	70-55	W	19-49	.388	4-14	.286	13-19	.684	3	19	22	29.6	13	9	9	1	6	55	64.7
Total		2264		777-1901	.409	174-574	.303	536-729	.735	310	726	1036	29.6	599	320	453	99	233	2264	64.7
UConn		2746		970-2097	.463	318-879	.362	488-644	.758	460	902	1362	38.9	629	609	450	171	222	2746	78.5

Opponents Averages

Games Played	Points/game	FG Pct	3FG Pct	FT Pct	Rebounds/game	Assists/game	Turnovers/game	Assist/Turnover ratio	Steals/game	Blocks/game
35	64.7	40.9	30.3	73.5	29.6	9.1	12.9	0.7	6.7	2.8



**2022-23 UConn Men's Basketball
Points-rebounds-assists
All games**

Opponent	Date	Score	W	2	3	4	5	11	13	20	21	24	30	32
				NEWTON, TRI	CALCATERRA	ALLEYNE, NA	DIARRA, HAS	KARABAN, AL	SPRINGS, RI	HURLEY, AND	SANOGO, ADA	HAWKINS, JO	HASSON, YAR	CLINGAN, DO
Stonehill	11/07/2022	85-54	W	9-6-3	7-3-0	8-0-0	11-5-7	13-4-3	0-2-0	0-0-0	19-6-1	0-3-2	0-0-0	9-7-0
Boston U.	11/11/2022	86-57	W	11-6-1	4-4-1	11-0-0	6-3-6	10-4-4	5-1-2	0-0-0	27-15-2	DNP	0-0-0	10-6-1
Buffalo	11/15/2022	84-64	W	22-10-11	15-2-1	12-3-2	3-1-2	10-4-1	0-3-0	DNP	11-6-0	DNP	DNP	11-8-0
UNCW	11/18/2022	86-50	W	8-3-4	6-5-2	8-1-1	0-2-3	12-5-2	4-2-0	0-0-0	24-5-1	20-1-2	0-0-0	2-6-0
Delaware St.	11/20/2022	95-60	W	6-2-1	11-5-6	9-2-4	3-1-5	10-1-2	0-0-0	0-0-0	26-8-0	11-9-3	0-0-0	16-5-0
vs Oregon	11/24/2022	83-59	W	23-4-6	11-1-4	4-2-2	0-4-1	6-3-0	0-0-0	0-0-0	12-6-1	18-2-1	0-0-0	9-8-2
vs Alabama	11/25/2022	82-67	W	9-4-8	10-1-0	0-3-0	2-1-2	12-3-4	0-0-0	DNP	25-4-2	16-2-1	DNP	4-5-0
vs Iowa St.	11/27/2022	71-53	W	13-4-3	8-3-1	2-3-2	7-2-1	10-4-1	DNP	DNP	4-6-3	2-0-0	DNP	15-10-0
Oklahoma St.	12/01/2022	74-64	W	2-2-1	9-0-1	0-2-1	0-1-0	4-6-1	DNP	DNP	20-6-0	26-2-1	DNP	2-2-0
at Florida	12/07/2022	75-54	W	5-5-3	11-3-2	0-1-0	0-2-2	3-1-1	0-0-0	0-0-0	17-7-1	15-4-3	DNP	16-8-0
LIU	12/10/2022	114-61	W	2-2-7	9-3-3	11-0-1	2-1-3	19-8-2	2-1-1	2-0-0	16-4-2	22-3-2	0-0-0	21-11-0
at Butler	12/17/2022	68-46	W	5-8-3	3-4-3	9-2-1	0-2-1	5-6-2	DNP	DNP	27-14-3	12-3-0	DNP	4-8-1
Georgetown	12/20/2022	84-73	W	17-2-7	14-1-1	2-1-0	5-0-2	8-0-1	DNP	DNP	14-7-1	15-3-3	DNP	2-4-1
Villanova	12/28/2022	74-66	W	6-1-4	0-2-0	2-0-1	6-2-3	15-6-1	DNP	DNP	7-1-1	22-7-0	DNP	6-1-0
at Xavier	12/31/2022	73-83	L	6-7-7	3-0-1	6-0-0	5-1-1	6-5-1	DNP	DNP	18-6-1	11-5-2	DNP	4-2-2
at Providence	01/04/2023	61-73	L	6-2-5	0-1-0	2-0-0	1-2-0	11-5-1	DNP	DNP	11-7-1	15-6-2	DNP	12-11-0
Creighton	01/07/2023	69-60	W	13-4-1	0-1-0	0-0-0	0-1-1	2-3-2	DNP	DNP	26-9-1	17-1-1	DNP	4-3-0
at Marquette	01/11/2023	76-82	L	7-3-2	3-0-2	0-1-3	2-0-1	17-7-1	DNP	DNP	10-3-0	8-6-1	DNP	20-10-0
St. John's (NY)	01/15/2023	74-85	L	0-1-1	6-4-1	1-2-0	4-0-4	16-5-1	DNP	DNP	14-10-3	31-5-2	DNP	0-5-0
at Seton Hall	01/18/2023	66-67	L	11-3-4	3-2-2	0-0-1	2-3-1	9-3-2	DNP	DNP	16-5-0	13-6-2	DNP	7-6-0
Butler	01/22/2023	86-56	W	11-4-2	5-1-2	2-3-2	8-0-3	15-5-1	0-0-0	0-0-0	17-14-3	20-6-0	0-1-0	4-4-1
Xavier	01/25/2023	79-82	L	23-4-4	0-0-0	4-2-0	0-1-0	5-3-1	DNP	DNP	11-9-4	28-4-1	DNP	2-3-0
at DePaul	01/31/2023	90-76	W	21-0-3	0-0-1	5-0-1	0-0-0	4-4-5	DNP	DNP	25-9-0	26-5-1	DNP	5-9-0
at Georgetown	02/04/2023	68-62	W	15-8-6	3-1-1	3-3-0	2-0-0	11-4-4	DNP	DNP	15-6-0	10-2-0	DNP	2-2-2
Marquette	02/07/2023	87-72	W	12-10-12	2-1-1	13-0-0	0-0-0	13-4-2	DNP	DNP	18-7-3	20-6-0	DNP	4-8-1
at Creighton	02/11/2023	53-56	L	2-0-4	0-1-0	5-2-0	3-3-2	5-5-1	DNP	DNP	17-10-2	11-4-1	DNP	4-7-0
Seton Hall	02/18/2023	64-55	W	6-3-2	DNP	0-0-0	4-3-4	5-4-1	DNP	DNP	8-6-0	20-5-2	DNP	6-6-0
Providence	02/22/2023	87-69	W	12-7-7	3-1-0	9-2-0	0-0-2	16-8-2	0-0-0	DNP	16-5-2	20-6-2	DNP	7-3-1
at St. John's (NY)	02/25/2023	95-86	W	8-7-8	15-0-0	8-2-1	DNP	2-5-0	DNP	DNP	18-9-1	20-2-3	DNP	9-6-1
DePaul	03/01/2023	88-59	W	12-5-6	9-2-3	4-0-2	DNP	11-6-4	2-1-0	0-1-0	26-5-0	3-2-0	DNP	10-4-0
at Villanova	03/04/2023	71-59	W	9-3-3	0-1-1	3-2-1	DNP	16-6-4	0-0-0	DNP	9-9-0	24-4-1	DNP	0-2-0
vs Providence	03/09/2023	73-66	W	16-4-7	6-2-2	5-0-0	0-1-2	8-1-0	DNP	DNP	10-5-2	19-4-1	DNP	0-4-1
vs Marquette	03/10/2023	68-70	L	7-6-6	8-2-0	10-0-1	0-1-0	10-5-1	DNP	DNP	19-11-1	5-3-2	DNP	7-5-0
vs Iona	03/17/2023	87-63	W	4-4-6	6-1-2	8-0-1	0-2-3	6-4-3	0-1-0	0-0-0	28-13-0	13-4-1	0-0-0	12-9-1
vs Saint Mary's (CA)	03/19/2023	70-55	W	13-3-5	5-1-0	3-1-0	0-1-1	3-4-0	0-0-0	0-0-0	24-8-0	12-0-0	0-0-0	4-5-2



**2022-23 UConn Men's Basketball
Points-rebounds-assists
All games**

Opponent	Date	Score		33	35	40	41	44
				ROUMOGLOU,	JOHNSON,SA	JOHNSON JR	HENDRY,EMM	JACKSON JR
Stonehill	11/07/2022	85-54	W	2-1-0	7-3-0	0-0-0	0-0-0	DNP
Boston U.	11/11/2022	86-57	W	2-1-0	DNP	0-0-0	0-0-0	DNP
Buffalo	11/15/2022	84-64	W	0-0-0	DNP	DNP	DNP	DNP
UNCW	11/18/2022	86-50	W	0-0-0	DNP	0-0-0	0-0-0	2-3-5
Delaware St.	11/20/2022	95-60	W	0-0-0	DNP	0-0-0	0-0-0	3-1-4
vs Oregon	11/24/2022	83-59	W	0-1-0	DNP	0-0-0	0-0-0	0-4-5
vs Alabama	11/25/2022	82-67	W	0-0-0	DNP	DNP	DNP	4-7-1
vs Iowa St.	11/27/2022	71-53	W	DNP	DNP	DNP	DNP	10-13-5
Oklahoma St.	12/01/2022	74-64	W	DNP	DNP	DNP	DNP	11-7-6
at Florida	12/07/2022	75-54	W	0-0-0	DNP	DNP	DNP	8-8-4
LIU	12/10/2022	114-61	W	0-2-1	DNP	0-0-0	0-0-0	8-3-7
at Butler	12/17/2022	68-46	W	DNP	DNP	DNP	DNP	3-6-6
Georgetown	12/20/2022	84-73	W	DNP	DNP	DNP	DNP	7-8-8
Villanova	12/28/2022	74-66	W	DNP	DNP	DNP	DNP	10-6-2
at Xavier	12/31/2022	73-83	L	DNP	DNP	DNP	DNP	14-10-8
at Providence	01/04/2023	61-73	L	DNP	DNP	DNP	DNP	3-3-4
Creighton	01/07/2023	69-60	W	DNP	DNP	DNP	DNP	7-9-2
at Marquette	01/11/2023	76-82	L	DNP	DNP	DNP	DNP	9-4-6
St. John's (NY)	01/15/2023	74-85	L	0-0-0	DNP	DNP	DNP	2-6-1
at Seton Hall	01/18/2023	66-67	L	DNP	DNP	DNP	DNP	5-10-4
Butler	01/22/2023	86-56	W	0-0-0	2-2-1	0-0-0	0-0-0	2-4-4
Xavier	01/25/2023	79-82	L	DNP	DNP	DNP	DNP	6-2-2
at DePaul	01/31/2023	90-76	W	0-0-0	2-1-0	DNP	DNP	2-8-4
at Georgetown	02/04/2023	68-62	W	DNP	0-0-0	DNP	DNP	7-10-7
Marquette	02/07/2023	87-72	W	DNP	DNP	DNP	DNP	5-4-1
at Creighton	02/11/2023	53-56	L	DNP	DNP	DNP	DNP	6-6-0
Seton Hall	02/18/2023	64-55	W	DNP	DNP	DNP	DNP	15-10-3
Providence	02/22/2023	87-69	W	DNP	DNP	DNP	DNP	4-6-4
at St. John's (NY)	02/25/2023	95-86	W	DNP	DNP	DNP	DNP	15-5-3
DePaul	03/01/2023	88-59	W	0-0-0	0-1-0	DNP	DNP	11-8-9
at Villanova	03/04/2023	71-59	W	0-0-0	0-0-0	DNP	DNP	10-7-5
vs Providence	03/09/2023	73-66	W	DNP	DNP	DNP	DNP	9-11-6
vs Marquette	03/10/2023	68-70	L	DNP	DNP	DNP	DNP	2-1-2
vs Iona	03/17/2023	87-63	W	0-0-0	0-0-0	0-0-0	DNP	10-5-7
vs Saint Mary's (CA)	03/19/2023	70-55	W	0-1-0	0-0-0	DNP	0-0-0	6-6-7



**2022-23 UConn Men's Basketball
Team High/Low Analysis
All games**

UConn - Game Highs

POINTS	114		LIU (12/10/2022)
	95		at St. John's (NY) (02/25/2023)
	95		Delaware St. (11/20/2022)
	90		at DePaul (01/31/2023)
	88		DePaul (03/01/2023)
FIELD GOALS MADE	45		LIU (12/10/2022)
	35		DePaul (03/01/2023)
	35		Delaware St. (11/20/2022)
FIELD GOAL ATTEMPTS	72		LIU (12/10/2022)
	71		at Butler (12/17/2022)
FIELD GOAL PERCENTAGE	.625	(45-72)	LIU (12/10/2022)
	.574	(35-61)	Delaware St. (11/20/2022)
3 PT FG MADE	17		vs Oregon (N) (11/24/2022)
	14		LIU (12/10/2022)
3 PT FG ATTEMPTS	37		at Xavier (12/31/2022)
	37		vs Oregon (N) (11/24/2022)
3 PT FG PERCENTAGE	.522	(12-23)	Marquette (02/07/2023)
	.500	(12-24)	at Georgetown (02/04/2023)
FREE THROWS MADE	30		at DePaul (01/31/2023)
	26		at St. John's (NY) (02/25/2023)
FREE THROW ATTEMPTS	34		at DePaul (01/31/2023)
	33		at St. John's (NY) (02/25/2023)
	33		Oklahoma St. (12/01/2022)
FREE THROW PERCENTAGE	1.000	(4-4)	at Creighton (02/11/2023)
	.929	(13-14)	at Villanova (03/04/2023)
	.929	(13-14)	Providence (02/22/2023)
	.929	(13-14)	at Seton Hall (01/18/2023)
REBOUNDS	54		at Butler (12/17/2022)
	48		Marquette (02/07/2023)
	48		Butler (01/22/2023)
	48		vs Iowa St. (N) (11/27/2022)
ASSISTS	29		LIU (12/10/2022)
	25		Delaware St. (11/20/2022)
STEALS	12		Villanova (12/28/2022)
	11		Buffalo (11/15/2022)
	11		Stonehill (11/07/2022)
BLOCKED SHOTS	11		at St. John's (NY) (02/25/2023)
	11		at Marquette (01/11/2023)
TURNOVERS	21		St. John's (NY) (01/15/2023)
	19		vs Iowa St. (N) (11/27/2022)
FOULS	30		St. John's (NY) (01/15/2023)
	27		at Providence (01/04/2023)



**2022-23 UConn Men's Basketball
Team High/Low Analysis
All games**

Opponent - Game Highs

POINTS	86		at St. John's (NY) (02/25/2023)
	85		St. John's (NY) (01/15/2023)
	83		at Xavier (12/31/2022)
	82		Xavier (01/25/2023)
	82		at Marquette (01/11/2023)
FIELD GOALS MADE	31		Xavier (01/25/2023)
	30		at St. John's (NY) (02/25/2023)
	30		St. John's (NY) (01/15/2023)
FIELD GOAL ATTEMPTS	65		at St. John's (NY) (02/25/2023)
	61		Creighton (01/07/2023)
FIELD GOAL PERCENTAGE	.538	(28-52)	at Xavier (12/31/2022)
	.534	(31-58)	Xavier (01/25/2023)
3 PT FG MADE	11		vs Marquette (N) (03/10/2023)
	10		Xavier (01/25/2023)
3 PT FG ATTEMPTS	29		vs Marquette (N) (03/10/2023)
	28		at Villanova (03/04/2023)
3 PT FG PERCENTAGE	.500	(10-20)	Xavier (01/25/2023)
	.450	(9-20)	at DePaul (01/31/2023)
FREE THROWS MADE	29		at Providence (01/04/2023)
	23		St. John's (NY) (01/15/2023)
	23		at Xavier (12/31/2022)
FREE THROW ATTEMPTS	37		St. John's (NY) (01/15/2023)
	35		at Providence (01/04/2023)
FREE THROW PERCENTAGE	1.000	(16-16)	Butler (01/22/2023)
	.944	(17-18)	Villanova (12/28/2022)
REBOUNDS	49		Creighton (01/07/2023)
	41		at Providence (01/04/2023)
ASSISTS	20		at Xavier (12/31/2022)
	17		Xavier (01/25/2023)
STEALS	13		vs Iowa St. (N) (11/27/2022)
	12		vs Providence (N) (03/09/2023)
BLOCKED SHOTS	8		Butler (01/22/2023)
	7		at Georgetown (02/04/2023)
TURNOVERS	24		Stonehill (11/07/2022)
	21		LIU (12/10/2022)
	21		vs Alabama (N) (11/25/2022)
FOULS	25		Oklahoma St. (12/01/2022)
	24		vs Alabama (N) (11/25/2022)



**2022-23 UConn Men's Basketball
Team High/Low Analysis
All games**

UConn - Game Lows

POINTS	53 61 64 66 68 68 68	at Creighton (02/11/2023) at Providence (01/04/2023) Seton Hall (02/18/2023) at Seton Hall (01/18/2023) vs Marquette (N) (03/10/2023) at Georgetown (02/04/2023) at Butler (12/17/2022)
FIELD GOALS MADE	21 21 21 21	at Creighton (02/11/2023) Creighton (01/07/2023) Villanova (12/28/2022) Oklahoma St. (12/01/2022)
FIELD GOAL ATTEMPTS	50 52 52	vs Saint Mary's (CA) (N) (03/19/2023) Seton Hall (02/18/2023) UNCW (11/18/2022)
FIELD GOAL PERCENTAGE	.323 (21-65) .350 (21-60)	at Creighton (02/11/2023) Creighton (01/07/2023)
3 PT FG MADE	4 4	Seton Hall (02/18/2023) at DePaul (01/31/2023)
3 PT FG ATTEMPTS	16 19 19	at DePaul (01/31/2023) Butler (01/22/2023) at Florida (12/07/2022)
3 PT FG PERCENTAGE	.182 (4-22) .208 (5-24)	Seton Hall (02/18/2023) Stonehill (11/07/2022)
FREE THROWS MADE	2 2	at Georgetown (02/04/2023) at Butler (12/17/2022)
FREE THROW ATTEMPTS	4 4	at Creighton (02/11/2023) at Butler (12/17/2022)
FREE THROW PERCENTAGE	.400 (2-5) .444 (4-9)	at Georgetown (02/04/2023) at Xavier (12/31/2022)
REBOUNDS	28 29	Georgetown (12/20/2022) Villanova (12/28/2022)
ASSISTS	8 10	Creighton (01/07/2023) at Creighton (02/11/2023)
STEALS	2 2 2	vs Saint Mary's (CA) (N) (03/19/2023) vs Marquette (N) (03/10/2023) at Butler (12/17/2022)
BLOCKED SHOTS	1 2 2 2 2 2	St. John's (NY) (01/15/2023) vs Marquette (N) (03/10/2023) at Creighton (02/11/2023) at Seton Hall (01/18/2023) at Xavier (12/31/2022) vs Iowa St. (N) (11/27/2022)
TURNOVERS	5 7 7	Creighton (01/07/2023) Georgetown (12/20/2022) Oklahoma St. (12/01/2022)
FOULS	12 13 13	Butler (01/22/2023) DePaul (03/01/2023) Buffalo (11/15/2022)



**2022-23 UConn Men's Basketball
Team High/Low Analysis
All games**

Opponent - Game Lows

POINTS	46	at Butler (12/17/2022)
	50	UNCW (11/18/2022)
	53	vs Iowa St. (N) (11/27/2022)
	54	at Florida (12/07/2022)
	54	Stonehill (11/07/2022)
FIELD GOALS MADE	16	at Butler (12/17/2022)
	16	at Florida (12/07/2022)
	16	Stonehill (11/07/2022)
FIELD GOAL ATTEMPTS	45	Stonehill (11/07/2022)
	47	vs Oregon (N) (11/24/2022)
FIELD GOAL PERCENTAGE	.296 (16-54)	at Butler (12/17/2022)
	.302 (16-53)	at Florida (12/07/2022)
3 PT FG MADE	2	Seton Hall (02/18/2023)
	2	St. John's (NY) (01/15/2023)
	2	Creighton (01/07/2023)
	2	LIU (12/10/2022)
	2	Delaware St. (11/20/2022)
	2	Boston U. (11/11/2022)
3 PT FG ATTEMPTS	9	LIU (12/10/2022)
	9	Delaware St. (11/20/2022)
3 PT FG PERCENTAGE	.125 (2-16)	Creighton (01/07/2023)
	.154 (2-13)	St. John's (NY) (01/15/2023)
FREE THROWS MADE	6	vs Iowa St. (N) (11/27/2022)
	9	at Georgetown (02/04/2023)
	9	Buffalo (11/15/2022)
FREE THROW ATTEMPTS	10	vs Iowa St. (N) (11/27/2022)
	13	Xavier (01/25/2023)
	13	at Butler (12/17/2022)
	13	Buffalo (11/15/2022)
FREE THROW PERCENTAGE	.560 (14-25)	vs Oregon (N) (11/24/2022)
	.600 (6-10)	vs Iowa St. (N) (11/27/2022)
REBOUNDS	19	vs Iowa St. (N) (11/27/2022)
	20	Providence (02/22/2023)
ASSISTS	5	DePaul (03/01/2023)
	5	Creighton (01/07/2023)
	5	LIU (12/10/2022)
	5	Oklahoma St. (12/01/2022)
	5	Delaware St. (11/20/2022)
STEALS	1	Creighton (01/07/2023)
	2	Georgetown (12/20/2022)
BLOCKED SHOTS	0	vs Providence (N) (03/09/2023)
	0	Villanova (12/28/2022)
	0	vs Iowa St. (N) (11/27/2022)
TURNOVERS	6	vs Iona (N) (03/17/2023)
	8	Marquette (02/07/2023)
FOULS	9	at Xavier (12/31/2022)
	9	at Butler (12/17/2022)



**2022-23 UConn Men's Basketball
Player Highs Analysis
All games**

UConn - Individual Game Highs

POINTS	31		Jordan Hawkins vs St. John's (NY) (01/15/2023)
	28		Adama Sanogo vs Iona (N) (03/17/2023)
	28		Jordan Hawkins vs Xavier (01/25/2023)
	27		Adama Sanogo at Butler (12/17/2022)
	27		Adama Sanogo vs Boston U. (11/11/2022)
FIELD GOALS MADE	13		Adama Sanogo vs Iona (N) (03/17/2023)
	13		Adama Sanogo at Butler (12/17/2022)
FIELD GOAL ATTEMPTS	21		Adama Sanogo at Butler (12/17/2022)
	20		Adama Sanogo vs Creighton (01/07/2023)
FIELD GOAL PERCENTAGE (min 5 made)	1.000	(10-10)	Donovan Clingan vs LIU (12/10/2022)
	1.000	(5-5)	Adama Sanogo vs Providence (N) (03/09/2023)
	1.000	(5-5)	Donovan Clingan vs Buffalo (11/15/2022)
3 PT FG MADE	6		Jordan Hawkins vs LIU (12/10/2022)
	5		Jordan Hawkins vs Marquette (02/07/2023)
	5		Jordan Hawkins vs Xavier (01/25/2023)
	5		Jordan Hawkins vs Oklahoma St. (12/01/2022)
	5		Jordan Hawkins vs Oregon (N) (11/24/2022)
	5		Tristen Newton vs Oregon (N) (11/24/2022)
	5		Jordan Hawkins vs UNCW (11/18/2022)
3 PT FG ATTEMPTS	14		Jordan Hawkins vs Oregon (N) (11/24/2022)
	12		Andre Jackson Jr. at Xavier (12/31/2022)
3 PT FG PERCENTAGE (min 2 made)	1.000	(3-3)	Nahiem Alleyne vs Providence (02/22/2023)
	1.000	(2-2)	Alex Karaban vs Marquette (N) (03/10/2023)
	1.000	(2-2)	Joey Calcaterra vs Oklahoma St. (12/01/2022)
	1.000	(2-2)	Joey Calcaterra vs Alabama (N) (11/25/2022)
	1.000	(2-2)	Adama Sanogo vs Oregon (N) (11/24/2022)
FREE THROWS MADE	14		Tristen Newton vs Buffalo (11/15/2022)
	12		Jordan Hawkins at DePaul (01/31/2023)
FREE THROW ATTEMPTS	17		Tristen Newton vs Buffalo (11/15/2022)
	14		Jordan Hawkins at DePaul (01/31/2023)
FREE THROW PERCENTAGE (min 3 made)	1.000	(9-9)	Jordan Hawkins vs St. John's (NY) (01/15/2023)
	1.000	(8-8)	Tristen Newton at DePaul (01/31/2023)
	1.000	(8-8)	Adama Sanogo vs UNCW (11/18/2022)
	1.000	(7-7)	Jordan Hawkins vs Xavier (01/25/2023)
	1.000	(6-6)	Tristen Newton at Seton Hall (01/18/2023)
	1.000	(6-6)	Jordan Hawkins vs Creighton (01/07/2023)
	1.000	(6-6)	Tristen Newton vs Villanova (12/28/2022)
	1.000	(6-6)	Tristen Newton vs Alabama (N) (11/25/2022)
	1.000	(5-5)	Tristen Newton vs Providence (02/22/2023)
	1.000	(5-5)	Jordan Hawkins at Marquette (01/11/2023)
	1.000	(4-4)	Jordan Hawkins vs Iona (N) (03/17/2023)
	1.000	(4-4)	Jordan Hawkins at St. John's (NY) (02/25/2023)
	1.000	(4-4)	Joey Calcaterra at St. John's (NY) (02/25/2023)
	1.000	(4-4)	Tristen Newton vs Seton Hall (02/18/2023)
	1.000	(4-4)	Adama Sanogo at Seton Hall (01/18/2023)
	1.000	(3-3)	Adama Sanogo vs DePaul (03/01/2023)
	1.000	(3-3)	Jordan Hawkins vs Providence (02/22/2023)
	1.000	(3-3)	Jordan Hawkins vs Seton Hall (02/18/2023)
	1.000	(3-3)	Nahiem Alleyne at Creighton (02/11/2023)
1.000	(3-3)	Jordan Hawkins vs Marquette (02/07/2023)	
REBOUNDS	15		Adama Sanogo vs Boston U. (11/11/2022)
	14		Adama Sanogo vs Butler (01/22/2023)
	14		Adama Sanogo at Butler (12/17/2022)
ASSISTS	12		Tristen Newton vs Marquette (02/07/2023)
	11		Tristen Newton vs Buffalo (11/15/2022)



2022-23 UConn Men's Basketball
Player Highs Analysis
All games

UConn - Individual Game Highs

STEALS	4	Hassan Diarra vs Villanova (12/28/2022)
	4	Tristen Newton vs Alabama (N) (11/25/2022)
	4	Tristen Newton vs Buffalo (11/15/2022)
	4	Nahiem Alleyne vs Stonehill (11/07/2022)
BLOCKED SHOTS	5	Donovan Clingan at St. John's (NY) (02/25/2023)
	5	Donovan Clingan at Marquette (01/11/2023)
TURNOVERS	8	Tristen Newton vs Iowa St. (N) (11/27/2022)
	7	Jordan Hawkins vs St. John's (NY) (01/15/2023)
FOULS	5	Andre Jackson Jr. vs Marquette (N) (03/10/2023)
	5	Andre Jackson Jr. vs Marquette (02/07/2023)
	5	Adama Sanogo at DePaul (01/31/2023)
	5	Andre Jackson Jr. at DePaul (01/31/2023)
	5	Jordan Hawkins vs Xavier (01/25/2023)
	5	Adama Sanogo at Seton Hall (01/18/2023)
	5	Andre Jackson Jr. vs St. John's (NY) (01/15/2023)
	5	Joey Calcaterra vs St. John's (NY) (01/15/2023)
	5	Alex Karaban at Xavier (12/31/2022)
5	Andre Jackson Jr. vs Delaware St. (11/20/2022)	



**2022-23 UConn Men's Basketball
Player Highs Analysis
All games**

Opponent - Individual Game Highs

POINTS	27		Bryce Hopkins at Providence (01/04/2023)
	23		Caleb Daniels vs Villanova (12/28/2022)
	21		Brandon Murray at Georgetown (02/04/2023)
	21		Souley Boum vs Xavier (01/25/2023)
	21		Jevin Muniz vs Delaware St. (11/20/2022)
FIELD GOALS MADE	9		Caleb Daniels vs Villanova (12/28/2022)
	8		Brandon Murray at Georgetown (02/04/2023)
	8		Colby Jones vs Xavier (01/25/2023)
	8		Primo Spears vs Georgetown (12/20/2022)
FIELD GOAL ATTEMPTS	18		Brandon Murray at Georgetown (02/04/2023)
	17		Al-Amir Dawes vs Seton Hall (02/18/2023)
	17		Primo Spears vs Georgetown (12/20/2022)
FIELD GOAL PERCENTAGE (min 5 made)	.833	(5-6)	Jerome Hunter vs Xavier (01/25/2023)
	.778	(7-9)	Javan Johnson at DePaul (01/31/2023)
3 PT FG MADE	5		Souley Boum vs Xavier (01/25/2023)
	4		David Joplin vs Marquette (N) (03/10/2023)
	4		Noah Locke vs Providence (N) (03/09/2023)
	4		Jared Bynum vs Providence (02/22/2023)
	4		Javan Johnson at DePaul (01/31/2023)
3 PT FG ATTEMPTS	10		Justin Moore at Villanova (03/04/2023)
	8		Al-Amir Dawes at Seton Hall (01/18/2023)
3 PT FG PERCENTAGE (min 2 made)	1.000	(2-2)	Connor Turnbull vs Butler (01/22/2023)
	1.000	(2-2)	Bryce Hopkins at Providence (01/04/2023)
	1.000	(2-2)	Riley Kugel at Florida (12/07/2022)
	1.000	(2-2)	Rylan Griffen vs Alabama (N) (11/25/2022)
	1.000	(2-2)	Daman Tate vs Boston U. (11/11/2022)
FREE THROWS MADE	13		Bryce Hopkins at Providence (01/04/2023)
	9		Ed Croswell at Providence (01/04/2023)
	9		Jerome Hunter at Xavier (12/31/2022)
FREE THROW ATTEMPTS	15		Bryce Hopkins at Providence (01/04/2023)
	11		Da'Sean Nelson at DePaul (01/31/2023)
	11		Qudus Wahab vs Georgetown (12/20/2022)
FREE THROW PERCENTAGE (min 3 made)	1.000	(9-9)	Jerome Hunter at Xavier (12/31/2022)
	1.000	(8-8)	David Jones at St. John's (NY) (02/25/2023)
	1.000	(6-6)	Bryce Hopkins vs Providence (02/22/2023)
	1.000	(6-6)	Chuck Harris vs Butler (01/22/2023)
	1.000	(5-5)	Oso Ighodaro at Marquette (01/11/2023)
	1.000	(4-4)	Walter Clayton Jr. vs Iona (N) (03/17/2023)
	1.000	(4-4)	Olivier-Maxence Prosper vs Marquette (N) (03/10/2023)
	1.000	(4-4)	Jared Bynum vs Providence (N) (03/09/2023)
	1.000	(4-4)	Eric Dixon at Villanova (03/04/2023)
	1.000	(4-4)	Ryan Kalkbrenner at Creighton (02/11/2023)
	1.000	(4-4)	Souley Boum vs Xavier (01/25/2023)
	1.000	(4-4)	Simas Lukosius vs Butler (01/22/2023)
	1.000	(4-4)	Dylan Addae-Wusu vs St. John's (NY) (01/15/2023)
	1.000	(4-4)	Jordan Longino vs Villanova (12/28/2022)
	1.000	(4-4)	Trey Bonham at Florida (12/07/2022)
	1.000	(4-4)	Avery Anderson, III vs Oklahoma St. (12/01/2022)
	1.000	(4-4)	Cole Bergan vs Stonehill (11/07/2022)
	1.000	(3-3)	Logan Johnson vs Saint Mary's (CA) (N) (03/19/2023)
	1.000	(3-3)	David Joplin vs Marquette (N) (03/10/2023)
	1.000	(3-3)	Al-Amir Dawes vs Seton Hall (02/18/2023)
REBOUNDS	16		Arthur Kaluma vs Creighton (01/07/2023)
	13		Joel Soriano vs St. John's (NY) (01/15/2023)
	13		Ed Croswell at Providence (01/04/2023)



**2022-23 UConn Men's Basketball
Player Highs Analysis
All games**

Opponent - Individual Game Highs

ASSISTS	8	Umoja Gibson at DePaul (01/31/2023)
	8	Tyler Kolek at Marquette (01/11/2023)
STEALS	5	Chuck Harris vs Butler (01/22/2023)
	4	Logan Johnson vs Saint Mary's (CA) (N) (03/19/2023)
	4	Daniss Jenkins vs Iona (N) (03/17/2023)
	4	Dylan Addae-Wusu vs St. John's (NY) (01/15/2023)
	4	Gabe Kalscheur vs Iowa St. (N) (11/27/2022)
BLOCKED SHOTS	4	Ryan Kalkbrenner vs Creighton (01/07/2023)
	3	Myles Wilmoth vs Butler (01/22/2023)
	3	Connor Turnbull vs Butler (01/22/2023)
TURNOVERS	8	Brandon Murray vs Georgetown (12/20/2022)
	8	RJ Greene vs LIU (12/10/2022)
FOULS	5	Joel Soriano at St. John's (NY) (02/25/2023)
	5	Stevie Mitchell vs Marquette (02/07/2023)
	5	Brandon Murray at Georgetown (02/04/2023)
	5	Umoja Gibson at DePaul (01/31/2023)
	5	Yor Anei at DePaul (01/31/2023)
	5	Zach Freemantle vs Xavier (01/25/2023)
	5	Andre Curbelo vs St. John's (NY) (01/15/2023)
	5	Bryce Hopkins at Providence (01/04/2023)
	5	Jordan Longino vs Villanova (12/28/2022)
	5	Moussa Cisse vs Oklahoma St. (12/01/2022)
	5	Quincy Guerrier vs Oregon (N) (11/24/2022)
	5	Raymond Somerville vs Delaware St. (11/20/2022)
	5	Isaac Jack vs Buffalo (11/15/2022)
5	Jonnivius Smith vs Buffalo (11/15/2022)	



2022-23 UConn Men's Basketball
Category Leaders
All games

Points

##	Player	G	Pts	Pts/G
21	Sanogo, Adama	35	605	17.3
24	Hawkins, Jordan	33	525	15.9
2	Newton, Tristen	35	352	10.1
11	Karaban, Alex	35	328	9.4
32	Clingan, Donovan	35	250	7.1
44	Jackson Jr., Andre	32	216	6.8
3	Calcaterra, Joey	34	195	5.7
4	Alleyne, Nahiem	35	169	4.8
5	Diarra, Hassan	32	76	2.4
13	Springs, Richie	15	13	0.9
35	Johnson, Samson	8	11	1.4
33	Roumoglou, Apostolos	16	4	0.3
20	Hurley, Andrew	11	2	0.2

Scoring Average

##	Player	G	Pts	Pts/G
21	Sanogo, Adama	35	605	17.3
24	Hawkins, Jordan	33	525	15.9
2	Newton, Tristen	35	352	10.1
11	Karaban, Alex	35	328	9.4
32	Clingan, Donovan	35	250	7.1
44	Jackson Jr., Andre	32	216	6.8
3	Calcaterra, Joey	34	195	5.7
4	Alleyne, Nahiem	35	169	4.8
5	Diarra, Hassan	32	76	2.4
35	Johnson, Samson	8	11	1.4
13	Springs, Richie	15	13	0.9
33	Roumoglou, Apostolos	16	4	0.3
20	Hurley, Andrew	11	2	0.2

Field Goal Percentage

##	Player	FG	Att	Pct
32	Clingan, Donovan	103	157	.656
13	Springs, Richie	5	8	.625
21	Sanogo, Adama	251	415	.605
35	Johnson, Samson	4	8	.500
11	Karaban, Alex	116	246	.472
3	Calcaterra, Joey	65	152	.428
44	Jackson Jr., Andre	81	192	.422
24	Hawkins, Jordan	162	400	.405
2	Newton, Tristen	96	254	.378
4	Alleyne, Nahiem	60	169	.355
5	Diarra, Hassan	25	83	.301
33	Roumoglou, Apostolos	1	5	.200
20	Hurley, Andrew	1	5	.200

Field Goal Attempts

##	Player	G	Att	Att/G
21	Sanogo, Adama	35	415	11.9
24	Hawkins, Jordan	33	400	12.1
2	Newton, Tristen	35	254	7.3
11	Karaban, Alex	35	246	7.0
44	Jackson Jr., Andre	32	192	6.0

Field Goals Made

##	Player	G	Made	Made/G
21	Sanogo, Adama	35	251	7.2
24	Hawkins, Jordan	33	162	4.9
11	Karaban, Alex	35	116	3.3
32	Clingan, Donovan	35	103	2.9
2	Newton, Tristen	35	96	2.7



3-Point FG Percentage

##	Player	3FG	Att	Pct
3	Calcaterra, Joey	44	99	.444
11	Karaban, Alex	61	149	.409
24	Hawkins, Jordan	95	251	.378
2	Newton, Tristen	41	111	.369
21	Sanogo, Adama	17	48	.354
4	Alleyne, Nahiem	29	92	.315
44	Jackson Jr., Andre	24	85	.282
5	Diarra, Hassan	7	37	.189

3-Point FG Attempts

##	Player	G	Att	Att/G
24	Hawkins, Jordan	33	251	7.6
11	Karaban, Alex	35	149	4.3
2	Newton, Tristen	35	111	3.2
3	Calcaterra, Joey	34	99	2.9
4	Alleyne, Nahiem	35	92	2.6

3-Point FG Made

##	Player	G	Made	Made/G
24	Hawkins, Jordan	33	95	2.9
11	Karaban, Alex	35	61	1.7
3	Calcaterra, Joey	34	44	1.3
2	Newton, Tristen	35	41	1.2
4	Alleyne, Nahiem	35	29	0.8

Free Throw Percentage

##	Player	Made	Att	Pct
35	Johnson, Samson	3	3	1.000
24	Hawkins, Jordan	106	120	.883
3	Calcaterra, Joey	21	24	.875
11	Karaban, Alex	35	42	.833
4	Alleyne, Nahiem	20	24	.833
2	Newton, Tristen	119	147	.810
21	Sanogo, Adama	86	110	.782
33	Roumoglou, Apostolos	2	3	.667
44	Jackson Jr., Andre	30	46	.652
13	Springs, Richie	3	5	.600
32	Clingan, Donovan	44	83	.530
5	Diarra, Hassan	19	37	.514

Free Throw Attempts

##	Player	G	Att	Att/G
2	Newton, Tristen	35	147	4.2
24	Hawkins, Jordan	33	120	3.6
21	Sanogo, Adama	35	110	3.1
32	Clingan, Donovan	35	83	2.4
44	Jackson Jr., Andre	32	46	1.4

Free Throws Made

##	Player	G	Made	Made/G
2	Newton, Tristen	35	119	3.4
24	Hawkins, Jordan	33	106	3.2
21	Sanogo, Adama	35	86	2.5
32	Clingan, Donovan	35	44	1.3
11	Karaban, Alex	35	35	1.0

Rebounds

##	Player	G	Reb	Reb/G
21	Sanogo, Adama	35	261	7.5
32	Clingan, Donovan	35	203	5.8
44	Jackson Jr., Andre	32	201	6.3
11	Karaban, Alex	35	151	4.3
2	Newton, Tristen	35	147	4.2

Assists

##	Player	G	Ast	Ast/G
2	Newton, Tristen	35	163	4.7
44	Jackson Jr., Andre	32	142	4.4
5	Diarra, Hassan	32	63	2.0
11	Karaban, Alex	35	62	1.8
3	Calcaterra, Joey	34	44	1.3

Rebounds Average

##	Player	G	Reb	Reb/G
21	Sanogo, Adama	35	261	7.5
44	Jackson Jr., Andre	32	201	6.3
32	Clingan, Donovan	35	203	5.8
11	Karaban, Alex	35	151	4.3
2	Newton, Tristen	35	147	4.2

Steals

##	Player	G	Stl	Stl/G
2	Newton, Tristen	35	40	1.1
44	Jackson Jr., Andre	32	32	1.0
5	Diarra, Hassan	32	28	0.9
21	Sanogo, Adama	35	27	0.8
24	Hawkins, Jordan	33	24	0.7



2022-23 UConn Men's Basketball
Category Leaders
All games

Offensive Rebounds

##	Player	G	OReb	OReb/G
21	Sanogo, Adama	35	90	2.6
32	Clingan, Donovan	35	81	2.3
44	Jackson Jr., Andre	32	59	1.8
11	Karaban, Alex	35	55	1.6
2	Newton, Tristen	35	39	1.1

Blocked Shots

##	Player	G	Blk	Blk/G
32	Clingan, Donovan	35	64	1.8
21	Sanogo, Adama	35	26	0.7
11	Karaban, Alex	35	23	0.7
44	Jackson Jr., Andre	32	18	0.6
24	Hawkins, Jordan	33	17	0.5

Defensive Rebounds

##	Player	G	DReb	DReb/G
21	Sanogo, Adama	35	171	4.9
44	Jackson Jr., Andre	32	142	4.4
32	Clingan, Donovan	35	122	3.5
2	Newton, Tristen	35	108	3.1
11	Karaban, Alex	35	96	2.7

Minutes

##	Player	G	Min	Min/G
11	Karaban, Alex	35	1015	28:60
2	Newton, Tristen	35	997	28:28
24	Hawkins, Jordan	33	971	29:25
21	Sanogo, Adama	35	930	26:34
44	Jackson Jr., Andre	32	928	28:59

Fouls

##	Player	G	PF	PF/G
21	Sanogo, Adama	35	97	2.8
44	Jackson Jr., Andre	32	90	2.8
11	Karaban, Alex	35	84	2.4
24	Hawkins, Jordan	33	76	2.3
2	Newton, Tristen	35	70	2.0

Turnovers

##	Player	G	TO	TO/G
2	Newton, Tristen	35	80	2.3
21	Sanogo, Adama	35	68	1.9
44	Jackson Jr., Andre	32	64	2.0
24	Hawkins, Jordan	33	45	1.4
11	Karaban, Alex	35	39	1.1

Foul Outs

##	Player	G	FO
44	Jackson Jr., Andre	32	5
21	Sanogo, Adama	35	2
24	Hawkins, Jordan	33	1
11	Karaban, Alex	35	1
3	Calcaterra, Joey	34	1

2022-23 UCONN GAME-BY-GAME BOX SCORES

Game #1 - UConn 85, Stonehill 54 November 7, 2022 - XL Center, Hartford, Conn.



Official Basketball Box Score - Final
Stonehill at UConn
11/07/22 XL Center, Hartford, Conn.
2022-23 Men's Basketball

Game Time: 7:30 PM
Game Duration: 2:07
Attendance: 9,116

Officials: Pat Driscoll, John Gaffney, Michael Luckie

Record: 0-1

NO. Name	Min	FG M-A	3P M-A	FT M-A	Rebounds OR DR TOT	Fouls PF FD	TP	AS	TO	ST	Blocks BS BA	+/-
21 Maxwell Zegarowski	F 30:00	2-4	2-3	2-2	0 0 0	2 2 8	0	1	0	1	1	-22
21 Cole Bergant	F 22:49	0-2	0-1	4-4	2 0 2	4 3 4	4	3	2	1	0	-18
11 Isaiah Burnett	G 24:02	3-4	0-0	6-9	0 6 6	2 5 12	1	4	3	0	0	-10
12 Thatcher Stone	G 24:36	3-11	0-4	0-0	1 4 5	3 6 9	0	5	1	0	3	-38
2 Shamir Johnson	G 20:32	2-4	0-1	0-0	0 4 4	1 0 4	1	1	0	0	0	-10
5 Josh Mack	C 23:33	0-2	0-1	2-3	0 0 0	1 3 2	2	1	2	0	0	-14
32 Andrew Sims	28:04	5-10	2-5	0-0	1 1 3	3 1 12	1	7	1	0	0	-17
4 Chas Stinson	07:07	1-4	1-1	1-2	0 0 0	0 1 4	0	1	0	0	1	-6
20 Nathan McGill	05:33	0-1	0-0	0-0	0 1 1	0 0 0	0	0	0	0	1	4
33 Elhan Meuser	08:12	0-1	0-0	2-2	0 0 0	0 3 2	2	0	0	0	0	-7
15 John O'Reilly III	01:23	0-1	0-1	0-0	0 0 0	0 0 0	0	0	0	0	0	-2
23 Christopher Melis	01:23	0-0	0-0	0-0	0 0 0	0 0 0	0	0	0	0	0	-2
30 Helio Sousa Erazo	01:23	0-0	0-0	0-0	0 0 0	0 0 0	0	0	0	0	0	-1
34 Neal Marquardt	01:23	0-1	0-0	0-0	1 0 1	2 0 0	0	0	0	0	1	-2
Team					1 3 4	0	0	1				
Totals		16-45	5-17	17-22	5 19 24	21 20 54	9	24	10	2	8	-31

Technical Fouls: NONE

UConn - 85

Record: 1-0

NO. Name	Min	FG M-A	3P M-A	FT M-A	Rebounds OR DR TOT	Fouls PF FD	TP	AS	TO	ST	Blocks BS BA	+/-
21 Adama Sanogo	F 19:26	8-11	0-0	3-4	2 4 6	3 3 9	19	1	2	1	0	23
35 Samson Johnson	F 16:19	2-2	0-0	3-3	2 1 3	4 2 7	0	0	0	0	0	18
2 Tristan Newton	G 21:14	0-5	0-3	9-12	1 5 6	3 6 9	3	2	1	1	1	10
4 Nahiem Alleyne	G 30:49	4-11	0-4	0-0	0 0 0	1 1 8	0	2	4	0	1	23
24 Jordan Hawkins	G 08:43	0-4	0-3	0-0	2 1 3	0 1 0	2	1	0	0	0	7
11 Alex Karaban	29:35	4-10	2-7	3-4	2 2 4	2 2 13	3	1	1	0	0	16
5 Hassan Diarra	27:21	5-9	1-3	0-2	1 4 2	1 11 7	7	3	3	0	0	24
3 Joey Calcaterra	21:12	2-4	2-3	1-2	1 2 3	1 2 7	0	2	1	0	0	17
32 Donovan Clingan	18:28	4-6	0-0	1-2	3 4 7	3 2 9	0	2	1	0	0	6
33 Apostolos Roumoglou	01:28	0-0	0-0	2-2	1 0 1	0 1 2	0	0	0	0	0	5
13 Richie Springs	01:23	0-0	0-0	0-0	0 2 2	0 0 0	0	0	0	0	0	2
20 Andrew Hurley	01:23	0-1	0-1	0-0	0 0 0	0 0 0	0	0	0	0	0	2
30 Yarin Hasson	01:23	0-0	0-0	0-0	0 0 0	1 0 0	0	0	0	0	1	1
40 Andre Johnson Jr.	00:53	0-0	0-0	0-0	0 0 0	0 0 0	0	0	0	0	0	1
41 Emmett Hendry	00:23	0-0	0-0	0-0	0 0 0	0 0 0	0	0	0	0	0	0
Team					2 2 4	0	0					
Totals		29-63	5-24	22-31	17 27 44	20 21 85	15	11	8	2	31	

Technical Fouls: NONE

	STNHL	UCONN
Biggest lead	0 (1 st 20:00)	31 (2 nd 0:23)
Best Scoring Run	6 (2 nd 14:31)	8 (1 st 16:28)
Lead Changes	0	
Times Tied	1	
Time with Lead	00:00	39:26

Points from	STNHL	UCONN
Turnovers	14	20
Paint	22	46
Second Chance	5	19
Fast Breaks	8	27
Bench	20	42

Period by Period Scoring	1st	2nd	TOT
STNHL	19	35	54
UCONN	38	47	85

Game #2 - UConn 86, Boston University 57 November 11, 2022 - Gampel Pavilion, Storrs, Conn.



Official Basketball Box Score - Final
Boston U. at UConn
11/11/22 Harry A. Gampel Pavilion, Storrs, Conn.
2022-23 Men's Basketball

Game Time: 6:00 PM
Game Duration: 2:00
Attendance: 9,196

Officials: Tony Chizza, Brent Hampton, Mia Milore

Record: 1-1

NO. Name	Min	FG M-A	3P M-A	FT M-A	Rebounds OR DR TOT	Fouls PF FD	TP	AS	TO	ST	Blocks BS BA	+/-
5 Walter Whyte	F 30:01	6-11	0-3	7-9	1 2 3	1 5	19	1	2	0	1	-9
25 Nevin Zink	F 16:54	0-1	0-0	0-0	1 3 4	3 2	0	1	3	0	0	-9
35 Fletcher Tynan	F 25:49	3-6	0-0	2-2	0 2 2	3 1 8	1	2	1	0	0	-11
0 Ethan Britain-Watts	G 28:47	2-8	0-3	2-2	0 1 1	1 1 6	2	2	3	0	0	-17
15 Jonas Harper	G 23:33	2-6	0-0	2-2	0 0 2	0 1 4	1	1	0	0	0	-8
3 Malcolm Chimezie	16:10	0-4	0-0	1-2	1 4 5	2 1 1	1	0	1	0	0	-13
22 Anthony Morales	14:40	1-3	0-1	2-3	0 2 2	2 4 4	0	1	0	1	0	-20
24 Miles Brewster	11:13	0-4	0-2	2-2	0 1 1	3 1 2	0	0	1	1	0	-14
13 Damsan Tate	14:47	4-8	2-2	1-2	0 3 3	1 1 11	0	0	0	0	1	-20
2 Caslan Jones	06:02	0-1	0-1	0-0	0 1 1	0 0 0	0	0	0	0	0	-7
41 Otto Landrum	06:56	0-1	0-0	1-1	2 4 0	0 0 0	0	1	0	0	0	-7
14 Nic Nobili	02:34	0-0	0-0	0-0	1 1 2	0 0 0	0	1	0	0	0	-5
30 Ben Roy	02:34	0-0	0-0	2-2	0 0 0	1 1 2	0	0	0	0	0	-5
Team					1 0 1	0	0					
Totals		18-53	2-12	19-24	8 21 29	22 18	57	6	13	8	1	-29

Technical Fouls: Coach 2nd 2:09

UConn - 86

Record: 2-0

NO. Name	Min	FG M-A	3P M-A	FT M-A	Rebounds OR DR TOT	Fouls PF FD	TP	AS	TO	ST	Blocks BS BA	+/-
11 Alex Karaban	F 23:50	3-5	1-3	3-5	2 2 4	3 5	10	4	0	1	0	17
21 Adama Sanogo	F 27:36	12-15	2-3	1-2	4 11 15	2 3 27	2	3	1	1	0	12
2 Tristan Newton	G 31:40	4-10	2-4	1-2	0 6 6	3 1 11	1	4	0	0	0	25
4 Nahiem Alleyne	G 31:50	4-9	3-6	0-0	0 0 0	2 1 1	0	0	0	0	0	19
5 Hassan Diarra	G 33:25	1-3	1-2	3-6	0 3 3	2 11 6	6	2	0	0	0	19
3 Joey Calcaterra	22:18	1-3	1-2	1-2	0 4 4	1 2 4	1	3	2	0	0	24
32 Donovan Clingan	11:57	3-5	0-0	4-6	4 2 6	2 4 0	1	1	1	0	2	14
13 Richie Springs	10:25	2-3	0-0	1-3	1 0 1	2 2 5	2	0	0	0	1	11
33 Apostolos Roumoglou	02:21	1-2	0-0	0-0	0 1 1	0 0 0	0	0	0	0	0	4
20 Andrew Hurley	01:38	0-0	0-0	0-0	0 0 0	0 0 0	0	0	0	0	0	0
30 Yarin Hasson	01:00	0-0	0-0	0-0	0 0 0	0 0 0	0	0	0	0	0	0
40 Andre Johnson Jr.	01:00	0-0	0-0	0-0	0 0 0	0 0 0	0	0	0	0	0	0
41 Emmett Hendry	01:00	0-0	0-0	0-0	0 0 0	0 0 0	0	0	0	0	0	0
Team					0 1 1	0	0					
Totals		31-55	10-21	14-26	11 30 41	18 21	86	17	14	4	3	29

Technical Fouls: NONE

	BOSTU	UCONN
Biggest lead	0 (1 st 20:00)	31 (2 nd 0:44)
Best Scoring Run	6 (2 nd 15:36)	12 (2 nd 9:39)
Lead Changes	0	
Times Tied	0	
Time with Lead	00:00	39:26

Points from	BOSTU	UCONN
Turnovers	16	18
Paint	24	38
Second Chance	6	18
Fast Breaks	10	6
Bench	20	21

Period by Period Scoring	1st	2nd	TOT
BOSTU	23	34	57
UCONN	40	46	86

Game #3 - UConn 84, Buffalo 64 November 15, 2022 - XL Center, Hartford, Conn.



Official Basketball Box Score - Final
Buffalo at UConn
11/15/22 XL Center, Hartford, Conn.
2022-23 Men's Basketball

Game Time: 7:00 PM
Game Duration: 2:01
Attendance: 10,112

Officials: John Gaffney, Eon Burroughs, Jamie Luckie

Record: 1-2

NO. Name	Min	FG M-A	3P M-A	FT M-A	Rebounds OR DR TOT	Fouls PF FD	TP	AS	TO	ST	Blocks BS BA	+/-
23 Isaiah Adams	F 35:43	3-10	1-5	0-0	1 3 4	3 0 7	0	2	0	0	1	-23
24 Jonnuvis Smith	F 20:21	2-5	0-0	2-2	1 4 3	5 3 6	0	1	1	0	1	-20
3 Curtis Jones	G 20:58	2-6	1-2	1-2	0 3 3	4 2 6	3	1	1	0	0	-3
4 Armonii Foster	G 24:01	3-5	1-1	4-6	0 2 2	0 4 11	1	6	1	0	1	-18
13 Yazid Powell	G 23:25	1-10	0-2	0-0	1 5 6	1 0 2	2	3	2	0	1	-26
1 LaQuill Harroldt	31:58	3-5	1-2	1-2	1 2 3	4 2 8	0	1	1	0	1	-3
31 Isaac Jack	16:16	4-4	0-0	1-1	0 3 3	5 2 9	1	0	1	2	0	3
2 Kidrell Blocker	18:00	5-7	1-3	0-0	0 0 0	0 0 0	11	2	1	0	0	-2
10 Devin Ceasar	07:16	2-6	0-2	0-0	1 1 0	0 4 4	0	2	0	0	0	-4
0 Kanye Jones	01:27	0-0	0-0	0-0	0 0 0	0 0 0	0	1	1	0	0	-2
5 Zaakir Williamson	00:35											

2022-23 UCONN GAME-BY-GAME BOX SCORES

Game #5 - UConn 95, Delaware State 60 November 20, 2022 - XL Center, Hartford, Conn.



Official Basketball Box Score - Final
Delaware St. at UConn
11/20/22 XL Center, Hartford, Conn.
2022-23 Men's Basketball

Game Time: 5:00 PM
Game Duration: 2:03
Attendance: 4,442

Officials: Pat Driscoll, Matt Pflter, J.D. Fals

Delaware St. - 60

Record: 1-4

NO. Name	Min	FG M-A	3P M-A	FT M-A	Rebounds OR DR TOT	Fouls PF FD	TP	AS	TO	ST	Blocks BS BA	+/-
4 Kyle Johnson	36:44	5-13	0-0	5-8	2 7 9	1 4	15	0	1	1	0 2	-30
24 Raymond Somerville	18:04	2-3	0-0	1-1	1 1 2	5 2	5	0	5	0	1 0	-18
3 Martez Robinson	27:00	1-6	0-0	3-4	0 1 1	1 3	5	1	4	2	0 0	-27
5 Jevon Muniz	34:43	6-13	2-6	7-8	1 1 2	1 6	21	2	1	0	0 1	-27
15 Aaron Lemon-Warren	26:26	3-5	0-1	0-0	1 3 4	1 1	6	1	0	1	0 1	-27
10 Ronald Lucas	20:33	0-1	0-0	0-2	0 3 3	4 1	0	0	3	0	0 0	-22
25 O'Koye Parker	16:03	1-7	0-2	1-2	1 1 2	2 2	3	0	2	1	0 1	-17
2 Corey Perkins	14:17	2-4	0-0	1-1	0 1 1	2 1	5	1	2	0	0 1	-5
22 Cory Barnes	05:16	0-0	0-0	0-0	0 1 1	2 0	0	0	0	1	0 0	-4
13 Ricky Deadwyler III	00:54	0-0	0-0	0-0	0 0 0	0 0	0	0	0	0 0	0 2	
Team					1 1 2	0	0	0	0	0	0	
Totals	20:52	2-9	18-26	7 20 27	19 20 60	5 18	6	1	6	3	0	-35

Shooting By Period

1st FG% 8-27 29.6%
3PT% 2-7 28.6%
FT% 6-8 75%
2nd FG% 12-25 48.0%
3PT% 0-2 0.0%
FT% 12-18 66.7%
GMFG% 20-52 38.5%
3PT% 2-9 22.2%
FT% 18-26 69.2%

Dead Ball Rebounds: 3, 1

Technical Fouls: NONE

UConn - 95

Record: 5-0

NO. Name	Min	FG M-A	3P M-A	FT M-A	Rebounds OR DR TOT	Fouls PF FD	TP	AS	TO	ST	Blocks BS BA	+/-
11 Alex Karaban	22:15	3-5	1-2	3-3	0 1 1	4 2	10	2	1	0	0 0	16
21 Adama Sanogo	23:01	10-13	1-1	5-6	2 6 8	4 3	26	0	2	1	0 0	26
2 Tristen Newton	19:21	2-4	2-4	0-1	1 1 2	0 3	6	1	2	1	0 0	17
4 Nahiem Alleyne	28:35	3-5	1-2	2-2	1 1 2	3 1	9	4	0	0	0 0	33
24 Jordan Hawkins	27:55	4-13	3-10	0-0	0 9 9	1 2	11	3	1	0	2 1	31
44 Andre Jackson Jr.	12:49	1-2	1-2	0-0	1 1 1	5 0	3	4	2	1	0 0	9
3 Joey Calcaterra	20:03	4-6	3-5	0-0	1 4 5	1 1	11	6	3	1	0 0	22
5 Hassan Diarra	21:25	1-2	0-1	1-2	0 1 1	0 1	3	5	3	2	0 0	27
32 Donovan Clingan	16:05	7-9	0-0	2-5	2 3 5	1 6	16	0	0	2	3 0	11
13 Richie Springs	02:21	0-0	0-0	0-0	0 0 0	0 0	0	0	0	0	0 0	-3
33 Apostolos Roumoglou	02:16	0-0	0-0	0-0	0 0 0	0 0	1	0	0	0	0 0	-4
20 Andrew Hurley	01:12	0-1	0-0	0-0	0 0 0	0 0	0	0	0	0	0 0	-4
30 Yarin Hasson	00:54	0-1	0-1	0-0	0 0 0	0 0	0	0	0	0	0 0	-2
40 Andre Johnson Jr.	00:54	0-0	0-0	0-0	0 0 0	0 0	0	0	0	0	0 0	-2
41 Emmett Hendry	00:54	0-0	0-0	0-0	0 0 0	0 0	0	0	0	0	0 0	-2
Team					3 2 5	0	1					
Totals	35:61	12-28	13-19	10 29 39	21 19 95	25 13	9	6	1	3	0	35

Shooting By Period

1st FG% 20-34 58.8%
3PT% 8-18 44.4%
FT% 9-13 69.2%
2nd FG% 15-27 55.6%
3PT% 4-10 40.0%
FT% 4-6 66.7%
GMFG% 35-61 57.4%
3PT% 12-28 42.9%
FT% 13-19 68.4%

Dead Ball Rebounds: 1, 1

Technical Fouls: Coach 2nd 3:04

	DELST	UConn
Biggest lead	0 (1 st 20:00)	43 (2 nd 4:37)
Best Scoring Run	7 (2 nd 0:30)	13 (1 st 15:10)
Lead Changes	0	
Times Tied	2	
Time with Lead	00:00	38:55

Points from	DELST	UConn
Turnovers	16	24
Paint	30	44
Second Chance	6	14
Fast Breaks	6	18
Bench	8	33

Period by Period Scoring	1st	2nd	TOT
DELST	24	36	60
UConn	57	38	95

Game #6 - UConn 83, Oregon 59 November 24, 2022 - Moda Center, Portland, Ore.



Official Basketball Box Score - Final
UConn at Oregon
11/24/22 Moda Center, Portland
2022-23 Men's Basketball

Game Time: 5:00 PM
Game Duration: 1:57

Officials: Paul Szec, D.G. Nelson, Steven Anderson

UConn - 83

Record: 6-0

NO. Name	Min	FG M-A	3P M-A	FT M-A	Rebounds OR DR TOT	Fouls PF FD	TP	AS	TO	ST	Blocks BS BA	+/-
11 Alex Karaban	24:58	2-5	2-4	0-0	0 3 3	3 1	6	0	2	0	1 1	3
21 Adama Sanogo	23:01	5-7	2-2	0-0	2 4 6	4 2	12	1	2	1	1 0	9
2 Tristen Newton	28:55	7-10	5-6	4-5	0 4 4	1 6	23	6	0	2	0 1	21
4 Nahiem Alleyne	13:43	2-5	0-2	0-0	2 0 2	4 0	4	2	0	0	0 0	4
24 Jordan Hawkins	27:19	6-16	5-14	1-1	1 1 2	2 2	18	1	1	1	1 0	23
44 Andre Jackson Jr.	23:33	0-3	0-2	0-2	0 4 4	4 1	0	5	2	0	0 0	11
3 Joey Calcaterra	20:29	4-5	3-4	0-0	2 1 2	1 1	11	4	0	1	0 0	23
5 Hassan Diarra	10:44	0-2	0-2	0-0	0 2 2	4 0	0	1	0	0	0 0	5
32 Donovan Clingan	19:09	4-10	0-1	1-3	4 4 8	3 3	9	2	0	2	4 2	21
13 Richie Springs	02:44	0-0	0-0	0-0	0 0 0	0 0	0	0	0	0	0 0	0
33 Apostolos Roumoglou	01:56	0-0	0-0	0-0	0 1 1	0 0	0	0	0	0	0 0	-1
20 Andrew Hurley	00:52	0-0	0-0	0-0	0 0 0	0 0	0	0	0	0	0 0	0
30 Yarin Hasson	00:52	0-0	0-0	0-0	0 0 0	0 0	0	0	0	0	0 0	0
40 Andre Johnson Jr.	00:52	0-0	0-0	0-0	0 0 0	0 0	0	0	0	0	0 0	0
41 Emmett Hendry	00:52	0-0	0-0	0-0	0 0 0	0 0	0	0	0	0	0 0	0
Team					1 0 1	0	0	1				
Totals	30:63	17-37	6-11	12 24 36	25 16 83	22 12	9	7	4	2	0	24

Shooting By Period

1st FG% 14-32 43.8%
3PT% 9-20 45.0%
FT% 2-5 40%
2nd FG% 16-31 51.6%
3PT% 8-17 47.1%
FT% 4-6 66.7%
GMFG% 30-63 47.6%
3PT% 17-37 45.9%
FT% 6-11 54.5%

Dead Ball Rebounds: 2, 0

Technical Fouls: NONE

Oregon - 59

Record: 2-3

NO. Name	Min	FG M-A	3P M-A	FT M-A	Rebounds OR DR TOT	Fouls PF FD	TP	AS	TO	ST	Blocks BS BA	+/-
13 Quincy Guerrier	15:22	1-2	0-1	3-6	0 2 2	5 5	5	0	1	1	0 0	-5
1 N'Faly Dante	C 29:52	6-10	0-0	3-5	0 1 1	2 5	15	3	4	0	0 2	-16
32 Nate Bittle	C 23:14	0-4	0-3	0-0	0 6 6	1 1	0	1	2	1	1 1	-19
0 Will Richardson	G 30:11	3-9	1-3	2-4	1 2 3	1 2	9	2	2	0	0 1	-27
11 Rivaldo Soares	G 33:57	2-10	2-5	2-2	0 0 0	3 1	8	1	2	1	1 3	-22
2 Tyrone Williams	12:39	1-3	0-0	0-0	2 2 2	2 2	2	1	1	0	0 0	-11
10 Ke'el Ware	25:50	6-8	2-3	4-6	2 7 9	2 7	18	2	0	1	0 1	-17
23 Gabe Reichle	14:25	0-0	0-0	0-0	0 0 0	2 0	0	0	2	0	0 0	-8
24 Brady Parris	09:49	1-1	0-0	0-0	0 1 1	0 0	2	1	0	2	0 0	3
12 James Cooper	03:03	0-0	0-0	0-2	0 1 1	0 1	0	0	0	0	0 0	0
15 Lok Wur	01:38	0-0	0-0	0-0	0 1 1	0 0	0	0	0	0	0 0	2
Team					4 0 4	0	0	1				
Totals	20:47	5-15	14-25	7 23 30	16 25 59	11 7	5	4	7	2	0	-24

Technical Fouls: NONE

	UConn	ORE
Biggest lead	29 (2 nd 6:22)	5 (1 st 16:27)
Best Scoring Run	9 (2 nd 16:54)	8 (1 st 16:27)
Lead Changes	2	
Times Tied	4	
Time with Lead	30:41	03:17

Points from	UConn	ORE
Turnovers	18	14
Paint	24	22
Second Chance	15	12
Fast Breaks	10	6
Bench	20	22

Period by Period Scoring	1st	2nd	TOT
UConn	39	44	83
ORE	28	31	59

Game #7 - UConn 82, Alabama 67 November 25, 2022 - Veterans Memorial Coliseum, Portland, Ore.



Official Basketball Box Score - Final
UConn at Alabama
11/25/22 Veterans Memorial Coliseum, Portland
2022-23 Men's Basketball

Game Time: 6:30 PM
Game Duration: 2:06

Officials: DJ Carstensen, Don Dany, Mike Palau

UConn - 82

Record: 7-0

NO. Name	Min	FG M-A	3P M-A	FT M-A	Rebounds OR DR TOT	Fouls PF FD	TP	AS	TO	ST	Blocks BS BA	+/-
11 Alex Karaban	27:19	4-7	2-3	2-2	2 1 3	3 3	12	4	1	1	0 1	19
21 Adama Sanogo	F 27:37	9-16	1-4	6-8	1 3 4	3 5	25	2	3	0	2 2	10
2 Tristen Newton	G 34:17	1-6	1-2	6-6	1 3 4	3 7	9	8	1	4	1 2	8
4 Nahiem Alleyne	G 12:58	0-5	0-3	0-0	0 3 3	2 0	0	0	0	0 0	0 0	-1
24 Jordan Hawkins	G 26:29	5-10	3-6	3-4	0 2 2	4 2	16	1	2	0	0 0	-2
44 Andre Jackson Jr.	26:35	2-8	0-4	0-0	3 4 7	3 1	4	1	2	0	1 1	

2022-23 UCONN GAME-BY-GAME BOX SCORES

Game #9 - UConn 74, Oklahoma State 64 December 1, 2022 - Gampel Pavilion, Storrs, Conn.



Official Basketball Box Score - Final
Oklahoma St. at UConn
12/01/22 Harry A. Gampel Pavilion, Storrs, Conn.
2022-23 Men's Basketball

Game Time: 6:30 PM
Game Duration: 2:15
Attendance: 10,167

Officials: Ray Nell, Ron Groover, Bart Smith

Oklahoma St. - 64

Record: 5-3

NO.	Name	Min	FG	3P	FT	Rebounds	Fouls	TP	AS	TO	ST	Blocks	BS	BA	+	-	
22	Kalib Boone	F 34:18	5-12	0-0	5-7	5	3	8	2	4	15	0	2	1	1	0	7
33	Moussa Cisse	C 15:50	0-2	0-0	0-0	2	8	10	5	0	0	0	2	0	1	0	2
0	Avery Anderson, III	G 31:05	5-13	0-1	4-4	2	3	5	4	4	14	0	3	2	0	0	-11
1	Bryce Thompson	G 21:42	3-10	0-2	2-2	1	0	1	4	1	8	0	2	0	0	0	-13
51	John-Michael Wright	G 29:27	2-6	1-3	2-2	0	3	3	1	3	7	0	3	1	0	0	-9
23	Tyreek Smith	18:12	3-4	0-0	1-2	1	2	3	2	2	7	0	1	0	1	0	-24
5	Caleb Asberry	26:58	3-4	3-4	2-2	0	2	2	3	1	11	3	3	0	0	0	-4
13	Quion Williams	09:11	0-2	0-1	0-0	0	2	2	3	0	0	0	0	0	0	0	-1
2	Chris Harris Jr.	13:17	1-3	0-0	0-0	0	0	0	1	1	2	2	0	0	0	1	3
Team						2			3			5			0		
Totals			22-56 4-11 16-19			13 26 39			25 16 64			5 17 4			3 3 -10		

Technical Fouls: NONE

Shooting By Period	
1st FG%	12-28 42.9%
3PT%	3-5 60.0%
FT%	4-4 100%
2nd FG%	10-28 35.7%
3PT%	1-6 16.7%
FT%	12-15 80%
GMFG%	22-56 39.3%
3PT%	4-11 36.4%
FT%	16-19 84.2%

Dead Ball Rebounds: 2, 0

UConn - 74

Record: 9-0

NO.	Name	Min	FG	3P	FT	Rebounds	Fouls	TP	AS	TO	ST	Blocks	BS	BA	+	-	
11	Alex Karaban	F 36:49	1-4	0-3	2-2	0	6	6	4	1	4	1	1	1	0	18	
21	Adama Sanogo	F 32:31	7-14	0-2	6-8	3	3	6	1	8	20	0	2	2	1	0	14
2	Tristen Newton	G 28:21	1-5	0-2	0-0	1	1	2	2	2	2	1	2	2	0	0	7
24	Jordan Hawkins	G 35:36	6-13	5-9	9-12	1	1	2	2	6	26	1	0	0	1	1	-2
44	Andre Jackson Jr.	G 30:32	4-7	1-3	2-2	2	5	7	3	2	11	6	0	3	0	0	11
4	Nahiem Alleyne	09:53	0-2	0-1	0-0	1	1	2	1	0	1	0	0	0	0	0	0
3	Joey Calcaterra	10:40	2-6	2-2	3-4	0	0	0	1	2	9	1	0	0	0	1	4
32	Donovan Clingan	07:13	0-2	0-0	2-4	2	0	2	2	3	2	0	0	0	0	0	-7
5	Hassan Diarra	08:25	0-3	0-1	0-1	0	1	1	0	1	0	0	1	0	0	0	5
Team						3			7			0			1		
Totals			21-56 8-23 24-33			13 22 35			16 25 74			11 7 8			3 3 10		

Technical Fouls: NONE

Shooting By Period	
1st FG%	14-30 46.7%
3PT%	5-12 41.7%
FT%	15-19 78.9%
2nd FG%	7-26 26.9%
3PT%	1-11 27.3%
FT%	9-14 64.3%
GMFG%	21-56 37.5%
3PT%	8-23 34.8%
FT%	24-33 72.7%

Dead Ball Rebounds: 5, 0

	OSU	UCONN
Biggest lead	3 (1st 9:17)	20 (2nd 19:06)
Best Scoring Run	8 (2nd 12:59)	15 (1st 3:24)
Lead Changes	5	
Times Tied	6	
Time with Lead	04:27	32:34

Points from	OSU	UCONN
Turnovers	8	27
Paint	32	26
Second Chance	17	17
Fast Breaks	2	9
Bench	20	11

Period by Period Scoring	OSU			UCONN		
	1st	2nd	TOT	1st	2nd	TOT
	31	33	64	48	26	74

Game #10 - UConn 75, Florida 54 December 7, 2022 - Exactech Arena, Gainesville, Fla.



Official Basketball Box Score - Final
UConn at Florida
12/07/22 Exactech Arena at Stephen C. O'Connell Center, Gainesville
2022-23 Men's Basketball

Game Time: 9:00 PM
Game Duration: 1:59
Attendance: 9,046

Officials: Joe Lindsay, Doug Shows, Michael Roberts

UConn - 75

Record: 10-0

NO.	Name	Min	FG	3P	FT	Rebounds	Fouls	TP	AS	TO	ST	Blocks	BS	BA	+	-	
11	Alex Karaban	F 11:46	1-3	1-2	0-0	0	1	1	4	0	3	1	0	0	1	2	
21	Adama Sanogo	F 19:30	8-13	0-1	1-2	3	4	7	4	2	17	1	3	1	0	1	9
2	Tristen Newton	G 31:12	2-6	1-2	0-0	1	4	5	1	4	5	0	0	0	0	17	
24	Jordan Hawkins	G 34:05	5-12	2-6	3-3	0	4	4	2	2	15	3	2	2	0	23	
44	Andre Jackson Jr.	G 34:47	2-5	2-5	2-2	0	8	8	2	2	8	4	0	0	0	25	
4	Nahiem Alleyne	15:27	0-2	0-0	0-0	0	1	1	0	0	0	0	0	0	2	1	
32	Donovan Clingan	19:26	8-9	0-0	0-0	3	5	8	3	1	16	0	1	1	3	0	
3	Joey Calcaterra	17:56	4-7	1-2	2-2	1	2	3	1	2	11	2	0	1	0	1	
5	Hassan Diarra	13:17	0-1	0-1	0-0	0	2	2	1	1	0	2	3	0	1	0	
13	Richie Springs	01:04	0-0	0-0	0-0	0	0	0	0	0	0	0	0	0	0	-2	
20	Andrew Hurley	00:45	0-0	0-0	0-0	0	0	0	0	0	0	0	0	0	0	0	
33	Apostolos Roumoglou	00:45	0-0	0-0	0-0	0	0	0	0	1	0	0	0	0	0	0	
Team						0			3			3			0		
Totals			30-58 7-19 8-9			8 34 42			19 14 75			16 15 9			7 6 21		

Technical Fouls: NONE

Shooting By Period	
1st FG%	3-10 30.0%
3PT%	5-5 100%
FT%	4-9 44.4%
2nd FG%	16-25 64.0%
3PT%	3-4 75%
FT%	30-58 51.7%
3PT%	7-19 36.8%
FT%	8-9 88.9%

Dead Ball Rebounds: 0, 0

Florida - 54

Record: 6-4

NO.	Name	Min	FG	3P	FT	Rebounds	Fouls	TP	AS	TO	ST	Blocks	BS	BA	+	-	
3	Alex Fudge	F 29:49	5-8	1-1	2-2	1	4	5	3	3	13	0	0	1	1	-20	
12	Colin Castleton	F 31:45	4-14	0-1	4-6	1	7	8	3	4	12	2	2	2	2	-20	
2	Trey Bonham	G 21:32	0-7	0-3	4-4	1	1	2	1	2	4	1	0	2	0	-15	
14	Kowace Reeves	G 26:38	2-5	1-3	2-4	0	0	2	0	2	7	0	3	2	1	0	
24	Riley Kugel	G 20:32	3-7	2-2	5-9	1	1	2	2	6	13	0	3	1	1	-2	
5	Will Richard	25:19	0-2	0-1	0-0	0	2	2	2	0	0	1	1	1	0	-18	
0	Myreon Lofton	07:32	0-3	0-2	0-0	0	1	1	0	0	0	0	0	0	0	-11	
11	Kyle Lyles	20:59	0-5	0-2	0-0	0	1	1	0	0	0	1	1	0	0	-7	
1	CJ Felder	06:35	0-0	0-0	0-0	0	1	1	1	0	0	0	0	0	0	-1	
33	Jason Jiloboh	08:15	1-1	0-0	1-2	1	3	1	1	3	1	1	0	0	0	-1	
10	Denzel Aberden	01:04	1-1	0-0	0-1	0	0	0	0	1	2	0	0	0	0	2	
Team						2			3			0			0		
Totals			16-53 4-15 18-28			8 20 28			14 19 54			6 12 8			6 7 21		

Technical Fouls: NONE

Shooting By Period	
1st FG%	8-28 28.6%
3PT%	2-4 50.0%
FT%	5-11 45.5%
2nd FG%	8-25 32.0%
3PT%	2-11 18.2%
FT%	13-17 76.5%
GMFG%	16-53 30.2%
3PT%	4-15 26.7%
FT%	18-28 64.3%

Dead Ball Rebounds: 5, 1

	CON	UF
Biggest lead	23 (2nd 2:07)	2 (1st 18:38)
Best Scoring Run	9 (1st 11:54)	4 (1st 7:35)
Lead Changes	3	
Times Tied	1	
Time with Lead	37:21	00:46

Points from	CON	UF
Turnovers	9	17
Paint	40	22
Second Chance	7	10
Fast Breaks	10	8
Bench	27	5

Period by Period Scoring	CON			UF		
	1st	2nd	TOT	1st	2nd	TOT
	36	39	75	23	31	54

Game #11 - UConn 114, LIU 61 December 10, 2022 - Gampel Pavilion, Storrs, Conn.



Official Basketball Box Score - Final
LIU at UConn
12/10/22 Harry A. Gampel Pavilion, Storrs, Conn.
2022-23 Men's Basketball

Game Time: 12:30 PM
Game Duration: 1:53
Attendance: 10,167

Officials: James Breeding, Clarence Armstrong, Wally Ruticki

LIU - 61

Record: 1-8

NO.	Name	Min	FG	3P	FT	Rebounds	Fouls	TP	AS	TO	ST	Blocks	BS	BA	+	-
21	Cheikh Ndiaye	F 25:44	1-3	0-0	1-2	0	2	2	1	3	0	1	0	0	2	-38
1	Tre Booker	G 39:04	3-8	0-4	0-0	1	2	3	1	0	6	0	1	0	0	-54
4	Jacob Johnson	G 40:00														

2022-23 UCONN GAME-BY-GAME BOX SCORES

Game #13 - UConn 84, Georgetown 73 December 20, 2022 - Gampel Pavilion, Storrs, Conn.



Official Basketball Box Score - Final
Georgetown at UConn
12/20/22 Harry A. Gampel Pavilion, Storrs, Conn.
2022-23 Men's Basketball

Game Time: 6:30 PM
Game Duration: 2:07
Attendance: 10,167

Officials: Mike Roberts, Brian O'Connell, Nathan Farrell

Georgetown - 73

Record: 5-8 (0-2)

NO. Name	Min	FG		3P		FT		Rebounds		Fouls		TP	AS	TO	ST	Blocks		+/-
		M-A	M-A	M-A	M-A	OR	DR	PF	FD	BS	BA							
11 Akok Akok	F 34:39	4-7	1-3	1-2	0	5	5	3	2	10	0	1	0	0	0	2	0	-5
34 Qudus Wahab	C 29:55	4-10	0-0	8-11	4	5	9	2	8	16	0	0	0	0	0	1	0	-6
0 Brandon Murray	G 32:21	5-12	0-2	0-1	3	1	4	4	1	10	3	8	1	0	1	0	1	1
1 Primo Spears	G 37:56	8-17	0-2	3-4	1	4	5	2	1	19	3	4	0	0	0	0	0	-15
5 Jay Heath	G 38:38	4-9	2-4	0-0	0	6	6	1	0	10	0	0	0	0	0	1	0	-12
15 Bryson Mazon	11:17	1-2	0-0	2-3	1	2	3	1	2	4	0	0	0	0	0	0	0	-9
22 Bradley Ezeviro	07:53	1-2	0-0	2-2	0	2	2	1	1	4	0	0	0	0	1	0	0	-2
31 Wayne Bristol, Jr.	04:20	0-0	0-0	0-0	0	1	1	0	0	0	0	0	0	0	0	0	0	-1
12 Jordan Riley	01:38	0-0	0-0	0-0	0	0	0	0	0	0	0	0	0	0	0	0	0	-5
32 Malcolm Wilson	01:25	0-0	0-0	0-0	0	0	0	0	0	0	0	0	0	0	0	0	0	-1
Totals		27-59	3-11	16-23	12	28	40	16	15	73	6	14	2	2	3	0	0	-11

Technical Fouls: NONE

Shooting By Period

1st FG%	16-29	53.3%
3PT%	2-5	40.0%
FT%	6-6	100%
2nd FG%	11-29	37.9%
3PT%	1-6	16.7%
FT%	10-17	58.8%
GM FG%	27-59	45.8%
3PT%	3-11	27.3%
FT%	16-23	69.6%

Dead Ball Rebounds: 3,0

UConn - 84

Record: 13-0 (2-0)

NO. Name	Min	FG		3P		FT		Rebounds		Fouls		TP	AS	TO	ST	Blocks		+/-
		M-A	M-A	M-A	M-A	OR	DR	PF	FD	BS	BA							
11 Alex Karaban	F 22:14	3-6	2-5	0-0	0	0	0	2	1	8	1	0	1	0	0	0	1	1
21 Adama Sanogo	F 30:30	6-10	1-1	1-2	3	4	7	3	2	14	1	2	2	0	0	0	0	3
2 Tristan Newton	G 27:24	4-6	2-4	7-8	0	2	1	7	1	7	2	1	0	0	0	0	0	-2
24 Jordan Hawkins	G 32:38	5-15	3-9	2-2	1	2	3	2	2	15	3	0	1	0	1	0	1	1
44 Andre Jackson Jr.	G 33:05	3-5	1-2	0-0	1	7	8	3	1	7	8	2	2	0	0	0	0	13
4 Nahiem Alleyne	14:46	0-2	0-2	2-2	0	1	1	1	1	2	0	0	0	0	0	0	0	6
32 Donovan Clingan	09:27	1-2	0-0	0-0	0	4	4	2	0	2	0	1	1	0	2	0	0	8
3 Joey Calcaterra	17:44	6-11	1-4	1-1	0	1	1	1	1	14	1	0	0	0	0	0	0	-5
5 Hassan Diarra	12:14	2-4	1-3	0-0	0	0	0	1	1	5	2	0	1	1	0	1	0	13
Totals		30-61	11-30	13-15	5	23	28	17	16	84	24	7	9	3	2	1	1	11

Technical Fouls: Jackson Jr. 1st 5:12 Coach 2nd 16:02

Shooting By Period

1st FG%	9-16	56.2%
3PT%	6-8	75%
FT%	6-8	75%
2nd FG%	14-32	43.8%
3PT%	2-7	14.3%
FT%	7-7	100%
GM FG%	30-61	49.2%
3PT%	11-30	36.7%
FT%	13-15	86.7%

Dead Ball Rebounds: 0, 1

	GTOWN	UCONN
Biggest lead	7 (2 nd 12:50)	11 (2 nd 4:37)
Best Scoring Run	12 (2 nd 15:35)	12 (2 nd 8:16)
Lead Changes	9	
Times Tied	8	
Time with Lead	10:31	24:49

Points from	GTOWN	UCONN
Turnovers	5	16
Paint	32	34
Second Chance	8	4
Fast Breaks	15	21
Bench	8	23

Period by Period Scoring	1st	2nd	TOT
GTOWN	40	33	73
UCONN	47	37	84

Game #14 - UConn 74, Villanova 66 December 28, 2022 - XL Center, Hartford, Conn.



Official Basketball Box Score - Final
Villanova at UConn
12/28/22 XL Center, Hartford, Conn.
2022-23 Men's Basketball

Game Time: 6:30 PM
Game Duration: 2:11
Attendance: 15,564

Officials: Jeff Anderson, Pat Driscoll, Matt Potter

Villanova - 66

Record: 7-6 (1-1)

NO. Name	Min	FG		3P		FT		Rebounds		Fouls		TP	AS	TO	ST	Blocks		+/-
		M-A	M-A	M-A	M-A	OR	DR	PF	FD	BS	BA							
34 Brandon Slater	F 35:10	3-10	1-7	3-3	1	3	4	3	4	10	3	2	0	0	0	0	0	-2
43 Eric Dixon	F 35:26	6-14	1-5	5-6	2	6	8	0	4	18	1	4	0	0	0	0	0	-4
2 Mark Armstrong	G 09:51	0-2	0-1	0-0	0	0	0	3	1	0	0	2	0	0	0	0	0	-1
4 Chris Arcidiacono	G 33:18	0-1	0-0	2-2	0	4	4	2	2	0	1	2	0	0	0	0	0	-5
14 Caleb Daniels	G 34:04	9-15	2-6	3-3	0	2	2	4	3	23	2	3	1	0	1	0	1	-8
15 Jordan Longino	27:34	1-2	1-2	4-4	1	3	4	5	3	7	1	4	0	0	0	0	0	-6
22 Cam Whitmore	22:49	3-7	0-1	0-0	1	2	3	3	0	6	0	0	0	0	0	0	0	-8
1 Brendan Hausen	01:26	0-0	0-0	0-0	0	0	0	0	0	1	0	0	0	0	0	0	0	2
3 Trey Patterson	00:12	0-0	0-0	0-0	0	1	1	0	0	0	0	0	0	0	0	0	0	1
10 Angelo Brizzi	00:11	0-0	0-0	0-0	0	0	0	0	0	0	0	0	0	0	0	0	0	1
Totals		22-51	5-22	17-18	7	25	32	23	17	66	7	18	3	0	4	0	0	-8

Technical Fouls: NONE

Shooting By Period

1st FG%	11-23	47.8%
3PT%	1-8	12.5%
FT%	9-9	100%
2nd FG%	11-28	39.3%
3PT%	4-14	28.6%
FT%	8-9	88.9%
GM FG%	22-51	43.1%
3PT%	5-22	22.7%
FT%	17-18	94.4%

Dead Ball Rebounds: 1, 1

UConn - 74

Record: 14-0 (3-0)

NO. Name	Min	FG		3P		FT		Rebounds		Fouls		TP	AS	TO	ST	Blocks		+/-
		M-A	M-A	M-A	M-A	OR	DR	PF	FD	BS	BA							
11 Alex Karaban	F 33:09	5-9	3-7	2-2	2	4	6	3	1	15	1	1	2	1	0	0	0	12
21 Adama Sanogo	F 24:50	3-6	0-1	1-2	0	1	1	4	2	7	1	3	1	0	0	0	0	4
2 Tristan Newton	G 20:47	0-2	0-1	6-6	0	1	1	3	4	6	4	1	0	0	0	0	0	-5
24 Jordan Hawkins	G 33:26	6-14	4-11	6-7	1	6	7	4	6	22	0	2	2	1	0	1	1	11
44 Andre Jackson Jr.	G 30:06	3-11	2-6	2-2	2	4	6	3	2	10	2	3	3	1	0	0	0	13
3 Joey Calcaterra	07:03	0-2	0-1	0-0	0	2	2	0	0	0	0	0	0	0	0	0	0	-7
4 Nahiem Alleyne	16:16	1-2	0-1	0-0	0	0	0	1	1	2	1	0	0	0	0	0	0	-5
5 Hassan Diarra	20:25	1-3	0-2	4-6	0	2	2	0	5	6	3	0	4	0	0	0	0	4
32 Donovan Clingan	13:59	2-4	0-0	2-2	0	1	1	0	2	6	0	0	0	0	0	0	0	3
Totals		21-53	9-30	23-27	8	21	29	18	23	74	12	11	12	4	0	0	0	8

Technical Fouls: Jackson Jr. 1st 3:01

	VILL	UCONN
Biggest lead	3 (2 nd 18:20)	10 (2 nd 11:52)
Best Scoring Run	9 (2 nd 18:20)	8 (1 st 5:11)
Lead Changes	7	
Times Tied	4	
Time with Lead	05:11	30:27

Points from	VILL	UCONN
Turnovers	9	21
Paint	22	20
Second Chance	10	8
Fast Breaks	3	8
Bench	13	14

Period by Period Scoring	1st	2nd	TOT
VILL	32	34	66
UCONN	33	41	74

Game #15 - Xavier 83, UConn 73 December 31, 2022 - Cintas Center, Cincinnati, Ohio



Official Basketball Box Score - Final
UConn at Xavier
12/31/22 Cintas Center, Cincinnati
2022-23 Men's Basketball

Game Time: 12:00 PM
Game Duration: 1:58
Attendance: 10,565

Officials: Brian O'Connell, Mike Roberts, Tim Clougherty

UConn - 73

Record: 14-1 (3-1)

NO. Name	Min	FG		3P		FT		Rebounds		Fouls		TP	AS	TO	ST	Blocks		+/-
		M-A	M-A	M-A	M-A	OR	DR	PF	FD	BS	BA							
11 Alex Karaban	F 20:18	2-9	2-8	0-0	3	2	5	1	6	1	0	0	0	0	0	0	0	-10
21 Adama Sanogo	F 32:55	9-17	0-1	0-0	2	4	6	2	1	18	1</							

2022-23 UCONN GAME-BY-GAME BOX SCORES

Game #17 - UConn 69, Creighton 60 January 7, 2023 - Gampel Pavilion, Storrs, Conn.



Official Basketball Box Score - Final
Creighton at UConn
01/07/23 Harry A. Gampel Pavilion, Storrs, Conn.
2022-23 Men's Basketball

Game Time: 12:00 PM
Game Duration: 2:09
Attendance: 10,167

Officials: John Gaffney, James Breeding, Nathan Farrell

Creighton - 60		Record: 9-7 (3-2)										Shooting By Period							
NO.	Name	Min	FG	3P	FT	Rebounds	Fouls	TP	AS	TO	ST	Blocks	+	-	1st FG%	2nd FG%	3PT%	FT%	GMFG%
			M-A	M-A	M-A	OR DR TOT	PF	FD				BS	BA	+	12-28	8-33	1-5	14-28	20-61
24	Arthur Kaluma	F 38:49	5-16	0-3	4-7	6	10	16	2	6	14	0	2	1	2	3	-9		
11	Ryan Kalkbrenner	C 32:34	3-6	0-0	3-3	1	3	4	4	4	9	0	2	0	4	0	-3		
2	Ryan Nembhard	G 31:34	4-12	0-3	4-5	1	2	3	4	3	12	0	3	0	0	1	-8		
23	Trey Alexander	G 38:06	3-14	0-2	5-6	2	4	6	1	5	11	2	1	0	0	3	-4		
55	Baylor Scheleman	G 36:18	4-10	1-7	2-2	1	8	9	2	1	11	3	1	0	0	0	-4		
5	Francisco Sfarabello	08:44	0-0	0-0	0-0	0	1	1	0	0	0	0	2	0	0	0	-7		
33	Frederick King	07:10	0-2	0-0	0	0	1	2	0	0	0	0	0	0	0	0	-6		
13	Mason Miller	01:11	0-0	0-0	0-0	0	0	0	1	0	0	0	0	0	0	0	0		
4	Shereef Mitchell	05:34	1-1	1-1	0-0	0	0	0	1	0	3	0	2	0	0	0	-4		
Team						8	1	9			0								
Totals			20-61	2-16	18-23	20	29	49	17	19	60	5	13	1	6	8	-9		

Technical Fouls: NONE

UConn - 69		Record: 15-2 (4-2)										Shooting By Period							
NO.	Name	Min	FG	3P	FT	Rebounds	Fouls	TP	AS	TO	ST	Blocks	+	-	1st FG%	2nd FG%	3PT%	FT%	GMFG%
			M-A	M-A	M-A	OR DR TOT	PF	FD				BS	BA	+	13-31	6-13	1-5	12-28	20-61
11	Alex Karaban	F 32:34	1-3	0-1	0-0	3	0	3	2	0	2	0	2	0	1	1	3		
21	Adama Sanogo	F 32:11	10-20	2-5	4-6	0	9	9	3	26	1	1	0	1	1	1	8		
2	Tristen Newton	G 23:31	3-7	2-3	5-6	1	3	4	2	5	13	1	0	1	2	1	-3		
24	Jordan Hawkins	G 34:43	4-13	3-7	6-6	0	1	1	3	2	17	1	0	2	2	2	5		
44	Andre Jackson Jr.	G 33:10	2-5	1-3	2-2	3	6	9	3	1	7	2	2	0	0	0	7		
5	Hassan Diarra	16:29	0-3	0-2	0-0	0	1	1	1	2	0	0	1	1	1	0	0	12	
32	Donovan Clingan	07:49	1-3	0-0	2-3	2	1	3	3	4	0	0	0	0	2	0	1		
4	Nahiem Alleyne	10:34	0-3	0-1	0-0	0	0	0	2	1	0	0	0	0	0	1	3		
3	Joey Calcaterra	08:59	0-3	0-2	0-0	0	1	1	0	0	0	0	0	2	0	0	9		
Team						0	3	3			0								
Totals			21-60	8-24	19-23	9	25	34	19	17	69	8	5	6	8	6	9		

Technical Fouls: NONE

Biggest lead		CRE	UCONN	Points from		Period by Period Scoring		
		4 (1 st 13:18)	12 (2 nd 7:21)	Turnovers	CON	MAR	TOT	
Best Scoring Run		7 (2 nd 17:49)	7 (2 nd 11:14)	Paint	28	20		
Lead Changes		10		Second Chance	14	9		
Times Tied		2		Fast Breaks	7	12		
Time with Lead		06:02	33:26	Bench	3	4		
				UCONN	37	32	69	

Game #18 - Marquette 82, UConn 76 January 11, 2023 - Fiserv Forum, Milwaukee, Wis.



Official Basketball Box Score - Final
UConn at Marquette
01/11/23 Fiserv Forum, Milwaukee, Wis.
2022-23 Men's Basketball

Game Time: 6:00 PM
Game Duration: 2:04
Attendance: 15,116

Officials: Brian O'Connell, Pat Driscoll, Lamar Simpson

UConn - 76		Record: 15-3 (4-3)										Shooting By Period							
NO.	Name	Min	FG	3P	FT	Rebounds	Fouls	TP	AS	TO	ST	Blocks	+	-	1st FG%	2nd FG%	3PT%	FT%	GMFG%
			M-A	M-A	M-A	OR DR TOT	PF	FD				BS	BA	+	12-28	8-33	1-5	14-28	20-61
11	Alex Karaban	F 33:53	6-11	2-5	3-3	3	4	7	3	3	17	1	0	0	1	1	-13		
21	Adama Sanogo	F 18:49	5-7	0-0	0-1	3	0	3	1	1	10	0	5	0	2	1	-19		
2	Tristen Newton	G 27:40	3-8	1-5	0-0	0	3	3	2	2	7	2	1	0	0	0	-12		
24	Jordan Hawkins	G 30:16	1-8	1-4	5-5	2	4	6	0	2	8	1	2	1	1	0	-14		
44	Andre Jackson Jr.	G 37:08	4-7	1-3	0-0	2	2	4	3	0	9	6	3	1	1	0	-7		
5	Hassan Diarra	06:32	1-1	0-0	0-0	0	0	0	1	0	2	1	1	0	0	0	1		
4	Nahiem Alleyne	09:52	0-1	0-1	0-0	1	0	1	0	1	0	0	3	0	0	0	7		
32	Donovan Clingan	21:05	8-11	0-0	4-6	3	7	10	2	5	20	0	1	2	5	0	14		
3	Joey Calcaterra	14:45	1-6	1-4	0-0	0	0	0	0	1	3	2	0	1	1	1	13		
Team						0	1	1			0								
Totals			29-60	6-22	12-15	14	21	35	14	15	76	16	5	11	3	6			

Technical Fouls: NONE

Marquette - 82		Record: 14-4 (6-1)										Shooting By Period							
NO.	Name	Min	FG	3P	FT	Rebounds	Fouls	TP	AS	TO	ST	Blocks	+	-	1st FG%	2nd FG%	3PT%	FT%	GMFG%
			M-A	M-A	M-A	OR DR TOT	PF	FD				BS	BA	+	15-34	6-16	2-7	12-28	20-61
12	Oliver-Maxence Prosper	F 33:50	5-8	1-2	6-7	2	4	6	2	4	17	1	1	0	1	1	-2		
13	Oso Igodaro	F 35:52	7-16	0-0	5-5	1	2	3	2	4	19	3	1	2	1	4	11		
1	Kam Jones	G 33:53	6-12	2-7	1-1	0	1	1	1	2	15	1	1	3	0	1	19		
4	Stevie Mitchell	G 17:08	1-3	0-0	2-4	0	2	2	1	2	4	0	0	0	0	0	2	-1	
11	Tyler Kolek	G 32:59	3-6	0-2	0-0	1	4	5	2	1	6	8	5	0	1	1	2		
5	Chase Ross	10:18	1-3	0-0	0-0	1	0	1	3	1	2	1	0	0	0	0	1	-1	
23	David Joplin	17:58	3-5	1-2	2-2	0	2	2	1	1	9	0	2	0	0	0	11		
22	Sean Jones	13:54	3-4	1-1	0-0	0	1	1	0	0	7	2	0	3	0	1	-4		
21	Ben Gold	04:08	1-2	1-2	0-0	0	0	0	2	0	3	0	1	0	0	0	5		
Team						5	3	8			0								
Totals			30-59	6-16	16-19	10	19	29	15	14	82	16	11	8	3	11	6		

Technical Fouls: NONE

Biggest lead		CON	MAR	Points from		Period by Period Scoring		
		11 (1 st 6:19)	9 (2 nd 2:31)	Turnovers	CON	MAR	TOT	
Best Scoring Run		16 (1 st 6:19)	9 (1 st 2:48)	Paint	44	34		
Lead Changes		2		Second Chance	20	13		
Times Tied		9		Fast Breaks	15	24		
Time with Lead		13:03	23:15	Bench	25	21		
				UCONN	37	39	76	

Game #19 - St. John's 85, UConn 74 January 15, 2023 - XL Center, Hartford, Conn.



Official Basketball Box Score - Final
St. John's (NY) at UConn
01/15/23 XL Center, Hartford, Conn.
2022-23 Men's Basketball

Game Time: 12:00 PM
Game Duration: 2:24
Attendance: 15,564

Officials: Jeff Anderson, Ron Groover, Earl Walton

St. John's (NY) - 85		Record: 13-6 (3-5)										Shooting By Period							
NO.	Name	Min	FG	3P	FT	Rebounds	Fouls	TP	AS	TO	ST	Blocks	+	-	1st FG%	2nd FG%	3PT%	FT%	GMFG%
			M-A	M-A	M-A	OR DR TOT	PF	FD				BS	BA	+	14-29	6-16	2-7	12-28	20-61
4	O'Mar Stanley	F 06:01	0-0	0-0	0-0	0	2	2	0	0	0	0	0	0	0	0	2		
11	Joel Soriano	F 34:56	7-10	0-0	5-8	4	9	13	2	5	19	1	0	0	0	0	8		
0	Posh Alexander	G 33:25	3-6	0-1	8-9	1	2	3	8	14	3	3	2	0	0	0	11		
2	AJ Storr	G 24:10	5-9	1-4	3-4	1	3	4	3	3	14	0	1	0	0	0	8		
5	Dylan Addae-Wusu	G 33:18	4-8	0-3	4-4	1	3	4	2	3	12	3	3	4	1	0	14		
3	Andre Curbelo	20:57	5-12	0-1	0-4	0	0	0	5	3	10	2	0	1	0	0	0		
23	David Jones	13:09	1-5	0-1	0-0	0	1	1	3	1	2	0	1	0	0	1	1		
24	Rafael Pinzon	27:11	4-7	1-3	3-6	0	3	3	1	4	12	1	1	0	0	0	10		
22	Esah																		

2022-23 UCONN GAME-BY-GAME BOX SCORES

Game #29 - UConn 95, St. John's 86
February 25, 2023 - Madison Square Garden, New York, N.Y.



Official Basketball Box Score - Final
UConn at St. John's (NY)
02/25/23 Madison Square Garden, New York
2022-23 Men's Basketball

Game Time: 12:00 PM
Game Duration: 2:14
Attendance: 12,241

Officials: Pat Driscoll, Jeff Clark, Tony Chiazza

UConn - 95

Record: 22-7 (11-7)

NO.	Name	Min	FG			FT			Rebounds		Fouls		TP	AS	TO	ST	Blocks		+/-	Shooting By Period		
			M-A	M-A	M-A	OR	DR	OR	DR	PF	FF	BS					BA	1st		2nd	3rd	
11	Alex Karaban	F 18:09	1-5	0-3	0-0	1	4	5	4	2	2	0	2	1	1	1	1	1	1	3	1st FG% 18-39 46.2%	
21	Adama Sanogo	F 26:08	5-9	0-1	8-10	3	6	9	3	6	18	1	2	0	1	1	1	1	8	3PT% 6-16 37.5%		
2	Tristen Newton	G 33:31	2-7	1-2	3-6	4	3	7	1	5	8	4	2	0	0	0	7	0	7	FT% 8-10 80%		
24	Jordan Hawkins	G 34:00	6-18	4-10	4-4	0	2	2	3	1	20	3	2	3	1	1	4	0	4	2nd FG% 12-25 48.0%		
44	Andre Jackson Jr.	G 38:09	5-6	1-2	4-5	1	4	5	2	3	15	3	3	0	2	0	15	0	15	3PT% 3-9 33.3%		
4	Nahiem Alleyne	G 19:14	3-6	0-3	2-2	1	1	2	2	1	8	1	0	1	1	0	3	0	3	FT% 18-23 78.3%		
32	Donovan Clingan	G 13:24	4-7	0-0	1-2	5	1	6	3	1	9	1	1	1	1	5	0	0	0	GM FG% 30-64 46.9%		
3	Joy Calcaterra	F 17:25	4-6	3-4	4-4	0	0	0	3	2	15	0	0	1	0	0	5	0	5	3PT% 9-25 36.0%		
Team						2	2	2			0									FT% 26-33 78.8%		
Totals			30-64	9-25	26-33	17	21	38	21	21	95	17	14	9	11	3	9					

Technical Fouls: Newton 1st 5:44

Dead Ball Rebounds: 5.2

St. John's (NY) - 86

Record: 17-13 (7-12)

NO.	Name	Min	FG			FT			Rebounds		Fouls		TP	AS	TO	ST	Blocks		+/-	Shooting By Period		
			M-A	M-A	M-A	OR	DR	OR	DR	PF	FF	BS					BA	1st		2nd	3rd	
11	Joel Soriano	F 32:10	3-7	0-0	6-8	3	8	11	5	4	12	3	1	1	1	2	1	1	1	1	1st FG% 15-29 51.7%	
22	Esahia Nyiwe	F 09:06	1-2	0-0	0-0	0	0	0	3	0	2	0	1	1	0	1	1	1	1	1	3PT% 2-7 28.6%	
0	Posh Alexander	G 36:20	7-12	1-2	3-5	3	1	4	2	3	18	5	3	1	2	0	5	0	5	FT% 9-12 75%		
2	AJ Storr	G 32:48	7-15	1-3	5-8	1	2	3	0	5	20	0	3	0	2	1	3	0	6	2nd FG% 15-36 41.7%		
5	Dylan Addae-Wusu	G 26:38	3-8	0-2	0-0	1	2	3	0	1	6	1	0	1	0	2	3	0	2	3PT% 2-6 33.3%		
4	O'Mar Stanley	G 11:54	2-3	1-2	0-0	0	0	0	4	0	5	0	1	0	0	0	0	2	0	FT% 13-17 76.5%		
3	Armen Hovhannissyan	G 23:03	4-7	0-0	0-0	2	1	3	4	1	8	3	1	2	0	1	6	0	6	GM FG% 30-65 46.2%		
23	David Jones	F 28:01	3-11	1-4	8-8	3	3	6	3	5	15	3	2	0	1	1	6	0	6	3PT% 4-13 30.8%		
Team						3	1	4			0									FT% 22-29 75.9%		
Totals			30-65	4-13	22-29	15	17	32	23	20	86	15	13	6	3	11	9					

Technical Fouls: Nyiwe 1st 15:44; Addae-Wusu 2nd 9:32; Team 2nd 4:22

Dead Ball Rebounds: 4.2

		CON	SJU	Points from		CON	SJU	Period by Period Scoring		
		17 (2nd 13:32) 3 (1st 18:12)		Turnovers	13	12	1st 2nd TOT			
Biggest lead		17 (2nd 13:32) 3 (1st 18:12)		Paint	38	44	CON 50 45 95			
Best Scoring Run		8 (1st 15:44) 8 (2nd 0:28)		Second Chance	27	16				
Lead Changes		1		Fast Breaks	19	13				
Times Tied		1		Bench	32	28				
Time with Lead		36:18	02:12					SJU 41 45 86		

Game #30 - UConn 88, DePaul 59
March 1, 2023 - XL Center, Hartford, Conn.



Official Basketball Box Score - Final
DePaul at UConn
03/01/23 XL Center, Hartford, Conn.
2022-23 Men's Basketball

Game Time: 7:00 PM
Game Duration: 1:49
Attendance: 15,564

Officials: James Breeding, Lamar Simpson, Mike Palus

DePaul - 59

Record: 9-21 (3-16)

NO.	Name	Min	FG			FT			Rebounds		Fouls		TP	AS	TO	ST	Blocks		+/-	Shooting By Period		
			M-A	M-A	M-A	OR	DR	OR	DR	PF	FF	BS					BA	1st		2nd	3rd	
1	Javan Johnson	F 34:13	3-11	2-4	2-2	1	2	3	1	1	10	0	1	0	2	0	23	0	23	1st FG% 19-39 48.7%		
11	Eral Penn	F 23:33	2-6	0-0	2-3	1	2	3	2	2	6	0	0	1	0	1	19	0	19	3PT% 0-4 0.0%		
14	Nick Ongenda	C 31:45	6-11	0-0	5-7	3	3	6	3	5	17	0	3	2	2	0	15	0	15	FT% 5-7 71.4%		
2	Umoja Gibson	G 20:34	2-10	1-5	0-0	1	0	1	0	2	5	2	0	2	0	0	33	0	33	2nd FG% 14-29 48.3%		
3	Jalen Terry	G 19:46	3-5	2-4	0-0	0	5	5	1	1	8	1	2	1	0	1	11	0	11	3PT% 5-11 45.5%		
10	Yor Anei	G 08:15	1-2	0-0	0-0	1	0	1	0	3	2	1	0	0	0	0	0	0	0	FT% 7-9 77.8%		
23	Caleb Murphy	G 18:39	2-6	0-0	1-2	1	1	2	0	0	5	0	2	3	0	2	14	0	14	GM FG% 21-60 35.0%		
5	Philon Gebrewhit	G 15:04	2-7	0-2	2-2	0	2	2	0	2	6	0	1	0	0	2	6	0	6	3PT% 5-15 33.3%		
0	Zion Cruz	G 15:44	0-1	0-0	0-0	0	0	0	0	0	1	0	0	0	0	0	0	0	0	FT% 12-16 75.0%		
4	K.T. Raimey	F 12:27	0-1	0-0	0-0	0	1	1	0	0	0	0	0	1	0	0	0	0	0	Dead Ball Rebounds: 4.0		
Team						4	1	5			0											
Totals			21-60	5-15	12-16	12	17	29	13	13	59	5	14	8	4	6	29					

Technical Fouls: NONE

UConn - 88

Record: 23-7 (12-7)

NO.	Name	Min	FG			FT			Rebounds		Fouls		TP	AS	TO	ST	Blocks		+/-	Shooting By Period		
			M-A	M-A	M-A	OR	DR	OR	DR	PF	FF	BS					BA	1st		2nd	3rd	
11	Alex Karaban	F 28:44	4-9	2-4	1-1	2	4	6	1	1	11	4	2	1	2	0	29	0	29	1st FG% 21-37 56.8%		
21	Adama Sanogo	F 22:33	11-14	1-2	3-3	2	3	5	3	5	26	0	1	2	1	0	21	0	21	3PT% 6-13 46.2%		
2	Tristen Newton	G 28:29	5-7	2-3	0-0	0	5	5	2	0	12	6	2	2	1	0	29	0	29	FT% 3-4 75%		
24	Jordan Hawkins	G 28:56	1-9	1-6	0-0	1	1	2	0	2	3	0	0	0	1	1	29	0	29	2nd FG% 14-27 51.9%		
44	Andre Jackson Jr.	G 30:00	3-4	1-2	4-6	1	7	8	2	4	11	9	3	0	0	0	25	0	25	3PT% 4-10 40.0%		
32	Donovan Clingan	G 14:24	5-8	0-0	0-0	2	2	4	4	1	10	0	0	0	1	1	9	0	9	FT% 5-6 83.3%		
4	Nahiem Alleyne	G 15:13	2-4	0-0	0-0	0	0	0	0	0	4	2	0	0	0	2	4	0	4	GM FG% 35-64 54.7%		
3	Joy Calcaterra	F 18:56	3-5	3-5	0-0	0	2	2	0	0	9	3	3	3	0	0	2	0	2	3PT% 10-23 43.5%		
35	Samson Johnson	G 07:09	0-0	0-0	0-0	0	0	1	1	0	0	0	0	0	0	0	0	0	0	FT% 8-10 80.0%		
13	Richie Springs	G 02:05	1-1	0-0	0-0	1	0	1	0	0	2	0	0	0	0	0	0	0	0	Dead Ball Rebounds: 1.0		
33	Apostolos Roumoglou	G 02:05	0-2	0-1	0-0	0	0	0	0	0	0	0	0	0	0	0	0	0	0			
20	Andrew Hurley	F 01:26	0-1	0-0	0-0	0	1	1	0	0	0	0	0	0	0	0	0	0	0			
Team						4	1	5			0											
Totals			35-64	10-23	8-10	13	27	40	13	13	88	24	13	9	6	4	29					

Technical Fouls: NONE

		DePAUL	UCONN	Points from		DePAUL	UCONN	Period by Period Scoring		
		0 (1st 20:00) 34 (1st 6:03)		Turnovers	14	18	1st 2nd TOT			
Biggest lead		0 (1st 20:00) 34 (1st 6:03)		Paint	26	46	DePAUL 19 40 59			
Best Scoring Run		5 (1st 4:36) 27 (1st 10:58)		Second Chance	10	16				
Lead Changes		0		Fast Breaks	5	14				
Times Tied		1		Bench	13	25				
Time with Lead		00:00	37:48					UCONN 51 37 88		

Game #31 - UConn 71, Villanova 59
March 4, 2023 - Wells Fargo Center, Philadelphia, Pa.



Official Basketball Box Score - Final
UConn at Villanova
03/04/23 Wells Fargo Center, Philadelphia
2022-23 Men's Basketball

Game Time: 7:30 PM
Game Duration: 2:06
Attendance: 16,294

Officials: Brian O'Connell, John Gaffney, Earl Walton

UConn - 71

Record: 24-7 (13-7)

NO.	Name	Min	FG			FT			Rebounds		Fouls	
-----	------	-----	----	--	--	----	--	--	----------	--	-------	--

2022-23 UCONN GAME-BY-GAME BOX SCORES

BIG EAST TOURNAMENT SEMIFINALS

NCAA CHAMPIONSHIP FIRST ROUND

Game #33 - Marquette 70, UConn 68
March 10, 2023 - Madison Square Garden, New York, N.Y.

Game #34 - UConn 87, Iona 63
March 17, 2023 - MVP Arena, Albany, N.Y.



Official Basketball Box Score - Final
UConn at Marquette
03/10/23 Madison Square Garden, New York
2023 Big East Men's Tournament - Semifinal

Game Time: 6:30 PM
Game Duration: 2:06
Attendance: 19,812

Officials: Brian O'Connell, Jeff Anderson, Jeff Clark

UConn - 68		Record: 25-8													Shooting By Period	
NO. Name	Min	FG M-A	3P M-A	FT M-A	Rebounds OR DR TOT	Fouls PF FD	TP	AS	TO	ST	Blocks BS BA	+	-	1st FG%	3PT%	
11 Alex Karaban	F 34:53	4-5	2-2	0-0	1 4 5	3 0 10	1	1	0	0	0	0	5	1st FG% 14.30	46.7%	
21 Adama Sanogo	F 30:19	8-12	0-1	3-4	5 6 11	2 4 19	1	2	0	0	0	0	-11	3PT% 5.11	45.5%	
2 Tristen Newton	G 31:59	2-10	0-2	3-5	4 2 6	8 7 6	6	1	0	0	1	0	-8	FT% 5.8	62.5%	
24 Jordan Hawkins	G 30:29	2-11	1-8	0-0	0 3 3	0 0 5	2	0	0	0	0	0	-8	2nd FG%	12.29	41.4%
44 Andre Jackson Jr.	G 14:31	1-2	0-1	0-2	0 0 0	1 1 2	2	2	0	0	0	0	-4	3PT%	2.14	14.3%
4 Nahiem Alleyne	22:13	4-8	2-4	0-0	0 0 0	0 0 10	1	1	2	0	0	0	0	GM FG%	26.59	44.1%
5 Hassan Diarra	06:01	0-0	0-0	0-0	0 1 1	1 0 0	0	1	0	0	1	0	2	3PT%	7.25	28.0%
32 Donovan Clingan	09:41	2-3	0-0	3-4	3 2 5	1 3 7	0	1	0	1	0	0	9	FT%	9.15	60.0%
3 Joey Calcaterra	19:54	3-8	2-7	0-0	1 1 2	0 1 8	0	1	0	0	0	0	5			
Team					2 1 3	0 0	0	0	0	0	0	0	0			
Totals		26-59	7-25	9-15	16	21	37	14	17	68	13	9	2	2	1	-2



Official Basketball Box Score - Final
Iona at UConn
03/17/23 MVP Arena, Albany, NY
2022-23 NCAA Division I Men's Basketball Championship - First Round

Game Time: 4:30 PM
Game Duration: 2:08
Attendance: 14,010

Officials: Jeffrey Anderson, Olands Poole, Owen Shortt

Iona - 63		Record: 27-8													Shooting By Period	
NO. Name	Min	FG M-A	3P M-A	FT M-A	Rebounds OR DR TOT	Fouls PF FD	TP	AS	TO	ST	Blocks BS BA	+	-	1st FG%	3PT%	
0 Berrick JeanLouis	F 30:40	5-10	2-3	1-2	0 3 3	2 1 13	0	0	0	0	0	0	-16	1st FG% 16.33	48.5%	
13 Nelly Joseph	F 33:35	4-8	0-0	0-0	1 4 5	3 1 8	0	1	0	0	0	1	-16	3PT%	6.11	54.5%
55 Osborn Shema	F 26:15	0-5	0-2	0-0	0 3 3	1 0 1	0	0	0	2	1	0	-21	FT%	1.2	50%
1 Walter Clayton Jr.	G 31:00	4-10	3-6	4-4	2 2 4	3 6 15	4	2	0	1	0	0	-15	2nd FG%	6.24	25.0%
5 Daniss Jenkins	G 34:39	4-13	0-1	6-7	0 2 2	2 5 14	5	4	2	1	1	-28	3PT%	1.5	20.0%	
2 Sadiku Ibime Ayo	09:17	1-4	0-1	0-0	1 1 2	0 0 2	0	0	0	0	0	0	-8	GM FG%	22.57	38.6%
33 Silas Sunday	05:43	2-3	0-0	0-0	1 0 1	1 0 4	2	0	0	0	0	0	-6	3PT%	7.16	43.8%
12 Anton Brookshire	06:29	1-2	1-2	0-0	0 2 2	0 0 3	0	1	0	0	0	0	-3	FT%	12.16	75.0%
23 Michael Jefferson	14:27	1-2	1-1	0-1	0 2 2	1 1 3	0	1	1	0	0	0	5			
3 Cruz Davis	07:55	0-0	0-0	1-2	0 1 1	0 1 1	0	1	0	0	0	0	-8			
Team					2 2 4	0 0	0	0	0	0	0	0	0			
Totals		22-57	7-16	12-16	7	22	29	13	15	63	9	6	7	3	5	-24

Marquette - 70		Record: 27-6													Shooting By Period	
NO. Name	Min	FG M-A	3P M-A	FT M-A	Rebounds OR DR TOT	Fouls PF FD	TP	AS	TO	ST	Blocks BS BA	+	-	1st FG%	3PT%	
12 Olivier-Maxence Prosper	F 34:22	3-8	1-4	4-4	2 1 3	1 4 11	1	0	0	0	0	0	1	1st FG% 14.26	53.6%	
13 Oso Ighodaro	F 17:53	3-5	0-0	0-0	0 2 2	4 1 6	0	0	0	0	0	0	5	3PT%	5.12	41.7%
1 Kam Jones	G 36:58	5-10	3-7	1-2	0 6 6	1 2 14	2	14	2	2	0	0	4	FT%	5.6	83.3%
4 Stevie Mitchell	G 26:07	1-3	0-1	0-0	0 0 0	2 0 2	0	2	0	2	0	0	5	2nd FG%	10.25	40.0%
11 Tyler Kolek	G 28:57	6-11	2-5	3-4	0 4 4	4 5 17	6	3	2	1	0	9	3PT%	6.17	35.3%	
5 Chase Ross	19:32	1-5	1-5	0-0	0 2 2	0 0 3	2	1	0	0	0	0	-4	GM FG%	24.51	47.1%
23 David Joplin	18:03	5-7	4-5	3-3	1 2 3	4 1 17	1	0	0	0	0	1	0	3PT%	11.29	37.9%
22 Sean Jones	08:46	0-1	0-1	0-0	0 0 0	1 0 0	0	0	0	0	0	0	-8	FT%	11.14	78.6%
21 Ben Gold	09:22	0-1	0-1	0-0	1 0 1	1 0 1	0	0	0	1	0	0	-2			
Team					4 2 6	0 1	0	1	0	0	0	0	0			
Totals		24-51	11-29	11-14	8	19	27	17	14	70	12	9	3	1	2	2

UConn - 87		Record: 26-8													Shooting By Period	
NO. Name	Min	FG M-A	3P M-A	FT M-A	Rebounds OR DR TOT	Fouls PF FD	TP	AS	TO	ST	Blocks BS BA	+	-	1st FG%	3PT%	
11 Alex Karaban	F 30:41	2-5	2-4	0-0	2 2 4	4 1 6	3	1	0	1	0	0	12	1st FG% 14.36	38.9%	
21 Adama Sanogo	F 24:39	13-17	0-0	2-3	6 7 13	0 2 28	0	2	0	1	0	0	16	3PT%	7.16	43.8%
2 Tristen Newton	G 23:35	1-5	0-2	2-2	0 4 4	3 2 4	6	0	0	0	0	0	14	FT%	2.3	66.7%
24 Jordan Hawkins	G 27:33	3-11	3-7	4-4	2 2 4	3 4 13	1	0	0	0	0	1	11	2nd FG%	18.30	60.0%
44 Andre Jackson Jr.	G 33:31	4-9	2-5	0-0	2 3 5	2 0 10	7	2	1	0	0	0	23	3PT%	4.9	44.4%
3 Joey Calcaterra	12:35	2-4	2-3	0-0	0 1 1	1 0 6	2	0	0	0	0	0	7	GM FG%	32.66	48.5%
4 Nahiem Alleyne	14:48	2-5	2-3	2-2	0 0 0	1 1 8	1	0	1	0	0	0	17	3PT%	11.25	44.0%
32 Donovan Clingan	13:47	5-7	0-0	2-3	2 7 9	0 3 12	1	1	0	2	1	8	FT%	12.14	85.7%	
5 Hassan Diarra	10:57	0-3	0-1	0-0	0 2 2	1 0 3	1	2	1	0	0	0	2			
35 Samson Johnson	01:26	0-0	0-0	0-0	0 0 0	0 0 0	0	0	0	0	0	0	0	GM FG%	22.57	38.6%
13 Richie Springs	01:34	0-0	0-0	0-0	0 1 1	0 0 0	0	0	0	0	0	0	0	3PT%	7.16	43.8%
20 Andrew Hurley	01:34	0-0	0-0	0-0	0 0 0	0 0 0	0	0	0	0	0	0	0	FT%	12.14	85.7%
33 Apostolos Roumoglou	01:34	0-0	0-0	0-0	0 0 0	0 0 0	0	0	0	0	0	0	0			
30 Yarin Hasson	00:53	0-0	0-0	0-0	0 0 0	0 0 0	0	0	0	0	0	0	0			
40 Andre Johnson Jr.	00:53	0-0	0-0	0-0	0 0 0	0 0 0	0	0	0	0	0	0	0			
Team					0 2 2	0 1	0	1	0	0	0	0	0			
Totals		32-66	11-25	12-14	14	31	45	15	13	87	24	9	4	5	3	24

UCONN		MARQ		Points from		UCONN		MARQ		Period by Period Scoring		
Biggest lead	5 (1st 9:16)	10 (2nd 14:45)	Turnovers	7	7	1st	2nd	TOT				
Best Scoring Run	7 (1st 11:28)	6 (2nd 14:45)	Paint	34	26	UCONN	38	30	68			
Lead Changes	8		Second Chance	19	10	MARQ	38	32	70			
Times Tied	6		Fast Breaks	0	2							
Time with Lead	08:56	27:36	Bench	25	20							

IONA		UCONN		Points from		IONA		UCONN		Period by Period Scoring		
Biggest lead	4 (1st 12:54)	24 (2nd 2:02)	Turnovers	11	9	1st	2nd	TOT				
Best Scoring Run	7 (1st 12:54)	8 (2nd 2:02)	Paint	22	38	IONA	39	24	63			
Lead Changes	6		Second Chance	7	17	UCONN	37	50	87			
Times Tied	5		Fast Breaks	4	12							
Time with Lead	10:08	27:51	Bench	13	26							

NCAA CHAMPIONSHIP SECOND ROUND

Game #35 - UConn 70, Saint Mary's 55
March 19, 2023 - MVP Arena, Albany, N.Y.



Official Basketball Box Score - Final
Saint Mary's (CA) at UConn
03/19/23 MVP Arena, Albany, NY
2022-23 NCAA Division I Men's Basketball Championship - Second Round

Game Time: 6:10 PM
Game Duration: 2:06

Officials: Doug Shows, Keith Kimble, Kelly Pfeifer


Saint Mary's (CA) - 55		Record: 27-8													Shooting By Period	
NO. Name	Min	FG M-A	3P M-A	FT M-A	Rebounds OR DR TOT	Fouls PF FD	TP	AS	TO	ST	Blocks BS BA	+	-	1st FG%	3PT%	
14 Kyle Bowen	F 35:17	2-6	1-3	2-2	0 6 6	2 2 7	1	2	0	0	0	0	-14	1st FG% 12.27	44.4%	
11 Mitchell Saxen	C 22:33	3-3	0-0	0-0	0 3 3	4 0 6	0	1	0	1	0	0	-1	3PT%	3.6	50.0%
0 Logan Johnson	G 40:00	3-15	0-1	3-3	1 6 7	4 3 9	4	2	4	0	4	-15	FT%	3.5	60%	
20 Aidan Mahaney	G 36:25	4-13	1-5	0-2	0 0 0	1 2 9	1	2	1	0	1	-12	2nd FG%	7.22	31.8%	
44 Alex Ducas	G 15:08	3-4	2-3	0-0	1 1 1	0 1 8	1	0	0	0	0	0	1	3PT%	1.8	12.5%
1 Harry Wisniewski	15:25	1-1	0-0	2-2	1 1 2	1 1 4	4	1	0	0	0	0	-17	FT%	10.14	71.4%
3 Augustus Marcuionis	22:01	3-6	0-1	1-4	0 0 0	1 4 7	2	1	0	0	0	0	-14	GM FG%	19.49	38.8%
33 Luke Barrett	05:15	0-1	0-1	3-4	0 0 0	0 2 3	0	0	0	0	0	0	-6	3PT%	4.14	28.6%
5 Joshua Jefferson	06:09	0-0	0-0	2-2	1 2 3	0 1 2	0	0								




2022-23 UConn Huskies



TRISTEN NEWTON
Sr. G 6-5 190
El Paso, Texas




JOEY CALCATERRA
Gr. G 6-3 180
Novato, Calif.



NAHIEM ALLEYNE
Sr. G 6-4 195
Buford, Ga..



HASSAN DIARRA
Jr. G 6-2 190
Queens, N.Y..



ALEX KARABAN
R-Fr. F 6-8 210
Southborough, Mass.




RICHIE SPRINGS
R-Jr. F 6-9 235
Brooklyn, N.Y.




ANDREW HURLEY
Jr. G 6-1 170
Glastonbury, Conn.




ADAMA SANOGO
Jr. F 6-9 245
Bamako, Mali



JORDAN HAWKINS
So. G 6-5 195
Gaithersburg, Md.



YARIN HASSON
Fr. F 6-9 180
Gan Yavne, Israel



DONOVAN CLINGAN
Fr. C 7-2 265
Bristol, Conn.



**APOSTOLOS
ROUMOGLOU**
Fr. G 6-7 205
Xanthi, Greece.



SAMSON JOHNSON
So. F 6-10 215
Lome, Togo



ANDRE JOHNSON JR.
Fr. G 6-4 160
Bristol, Conn.



EMMETT HENDRY
Fr. G 6-3 155
Brooklyn, N.Y.



ANDRE JACKSON JR.
Jr. G 6-6 210
Amsterdam, N.Y.



21 - Adama Sanogo

6-9 • 245 • Junior • Forward • Bamako, Mali (The Patrick School, Hillside, N.J.)

Career Highs

Points
30 vs. Auburn (N) (11/24/21)

Field Goals Made
13 (2x), last vs. Iona (NCAA) (3/17/23)

Field Goals Attempted
25 vs. Auburn (N) (11/24/21)

Three-Pt. Field Goals Made
3 at Creighton (2/11/23)

Three-Pt. Field Goals Attempted
7 at Creighton (2/11/23)

Free Throws Made
8 (2x), last at St. John's (MSG) (2/25/23)

Free Throws Attempted
11 vs. St. John's (GP) (1/12/22)

Rebounds
18 vs. St. John's (GP) (1/12/22)

Assists
4 vs. Xavier (GP) (1/25/23)

Steals
3 vs. New Mexico State (3/17/22)

Blocks
6 (3x), last at Creighton (3/2/22)

Minutes
40 vs. St. John's (GP) (1/12/22)

Season Highs

Points
28 vs. Iona (NCAA) (3/17/23)

Field Goals Made
13 (2x), last vs. Iona (NCAA) (3/17/23)

Field Goals Attempted
21 at Butler (12/17/22)

Three-Pt. Field Goals Made
3 at Creighton (2/11/23)

Three-Pt. Field Goals Attempted
7 at Creighton (2/11/23)

Free Throws Made
8 (2x), last at St. John's (MSG) (2/25/23)

Free Throws Attempted
10 at St. John's (MSG) (2/25/23)

Rebounds
15 vs. Boston U. (GP) (11/11/22)

Assists
4 vs. Xavier (GP) (1/25/23)

Steals
2 (5x), last vs. DePaul (XL) (3/1/23)

Blocks
3 vs. Providence (GP) (2/22/23)

Minutes
33 (2x), last at Creighton (2/11/23)

Player Notes

- Notched 11th career double-double and first of the season with 27 points, 15 rebounds against BU.
- Game-high 25 points, with 4 reb, 2 assists, 2 blocks in win over Alabama
- Scored 27 points, grabbed 14 rebounds for 12th career double-double in win at Butler
- A 26-point, 9-rebound effort in win over Creighton
- Fifth double-double of season, 15th of career, with 17 points, 10 rebounds at Creighton
- Had seventh 25-plus point game of the season with 26 vs. DePaul
- Sixth double-double of season, 16th of career with 19 points, 11 rebounds vs. Marquette-3/10/23
- Had season-high 28 points and 13 rebounds for 7th double-double of season vs. Iona in NCAA first round.
- Game-high 24 points and 9 rebounds in NCAA second-round game vs. Saint Mary's

Career at UConn

- Named to 2020-21 BIG EAST All-Freshman Team.
- Named to 2021 BIG EAST All-Tournament Team.
- Named 1 of 5 finalists for 2022 Kareem Abdul-Jabbar Center of the Year Award.
- Named 2021-22 First Team All-BIG EAST.
- Named to 2021-22 USBWA All-District I Team.
- Named BIG EAST Player of Week twice, named to BIG EAST Weekly Honor Roll three times during 2021-22 season.
- Led BIG EAST in rebounding (8.9), led UConn in field goals made, rebounds, offensive rebounds.
- Named 2022-23 BIG EAST Preseason Player of Year, watch lists for NABC Player of Year, Abdul-Jabbar Center of Year Award.
- Will serve as 2022-23 team co-captain with Andre Jackson Jr.
- Scored 1,000th career point on a three-pointer at Georgetown (2/7/23)
- Named 2022-23 First Team All-BIG EAST, second consecutive season
- Named BIG EAST Player of the Week twice in 2022-23

Career Stats

SANOGO, Adama

SEASON	TEAM	GP-GS	MIN/AVG	Field Goals			3-Point		F-Throws		Rebounds				Scoring					
				FG-FGA	FG%	3FG-3FGA	3FG%	FT-FTA	FT%	OFF	DEF	TOT	AVG	PF	FO	A	TO	BLK	STL	PTS
2020-21	UConn	23-20	391/17.0	77-139	.554	0-0	.000	15-26	.577	35	75	110	4.8	65-2	13	31	21	9	169	7.3
2021-22	UConn	29-28	847/29.2	179-355	.504	0-1	.000	70-102	.686	105	151	256	8.8	85-2	29	68	55	25	428	14.8
2022-23	UConn	35-35	930/26.6	251-415	.605	17-48	.354	86-110	.782	90	171	261	7.5	97-2	42	68	26	27	605	17.3
TOTAL		87-83	2167/24.9	507-909	.558	17-49	.347	171-238	.718	230	397	627	7.2	247-6	84	167	102	61	1202	13.8

2022-23 Game By Game

#21 SANOGO, Adama

Opponent	Date	GS	MIN	Total			3-Pointers		Free throws		Rebounds				PF	A	TO	BLK	STL	PTS	AVG
				FG-FGA	PCT	3FG-3FGA	PCT	FT-FTA	PCT	OFF	DEF	TOT	AVG								
Stonehill	11/07/2022	*	19:26	8-11	.727	0-0	.000	3-4	.750	2	4	6	6.0	3	1	2	1	1	19	19.0	
Boston U.	11/11/2022	*	27:36	12-15	.800	2-3	.667	1-2	.500	4	11	15	10.5	2	2	3	1	1	27	23.0	
Buffalo	11/15/2022	*	21:34	4-11	.364	1-1	1.000	2-2	1.000	1	5	6	9.0	3	0	2	0	2	11	19.0	
UNCW	11/18/2022	*	26:53	8-12	.667	0-2	.000	8-8	1.000	0	5	5	8.0	1	1	0	0	0	24	20.3	
Delaware St.	11/20/2022	*	23:01	10-13	.769	1-1	1.000	5-6	.833	2	6	8	8.0	4	0	0	1	2	26	21.4	
vs Oregon	11/24/2022	*	23:01	5-7	.714	2-2	1.000	0-0	.000	2	4	6	7.7	4	1	2	1	1	12	19.8	
vs Alabama	11/25/2022	*	27:37	9-16	.563	1-4	.250	6-8	.750	1	3	4	7.1	3	2	3	2	0	25	20.6	
vs Iowa St.	11/27/2022	*	21:32	1-5	.200	0-1	.000	2-2	1.000	3	3	6	7.0	4	3	0	0	1	4	18.5	
Oklahoma St.	12/01/2022	*	32:31	7-14	.500	0-2	.000	6-8	.750	3	3	6	6.9	1	0	2	1	2	20	18.7	
at Florida	12/07/2022	*	19:30	8-13	.615	0-1	.000	1-2	.500	3	4	7	6.9	4	1	3	1	1	17	18.5	
LIU	12/10/2022	*	21:19	8-12	.667	0-2	.000	0-0	.000	0	4	4	6.6	0	2	2	1	1	16	18.3	
at Butler	12/17/2022	*	30:50	13-21	.619	1-1	1.000	0-1	.000	7	7	14	7.3	3	3	2	0	1	27	19.0	
Georgetown	12/20/2022	*	30:30	6-10	.600	1-1	1.000	1-2	.500	3	4	7	7.2	3	1	2	0	2	14	18.6	
Villanova	12/28/2022	*	24:50	3-6	.500	0-1	.000	1-2	.500	0	1	1	6.8	4	1	3	0	1	7	17.8	
at Xavier	12/31/2022	*	32:55	9-17	.529	0-1	.000	0-0	.000	2	4	6	6.7	2	1	2	0	0	18	17.8	
at Providence	01/04/2023	*	26:44	5-9	.556	0-0	.000	1-2	.500	3	4	7	6.8	2	1	1	1	1	11	17.4	
Creighton	01/07/2023	*	32:11	10-20	.500	2-5	.400	4-6	.667	0	9	9	6.9	3	1	1	1	0	26	17.9	
at Marquette	01/11/2023	*	18:49	5-7	.714	0-0	.000	0-1	.000	3	0	3	6.7	1	0	5	2	0	10	17.4	
St. John's (NY)	01/15/2023	*	29:55	6-9	.667	0-1	.000	2-2	1.000	2	8	10	6.8	4	3	2	0	1	14	17.3	
at Seton Hall	01/18/2023	*	28:28	6-14	.429	0-0	.000	4-4	1.000	1	4	5	6.8	5	0	3	0	0	16	17.2	
Butler	01/22/2023	*	23:25	6-12	.500	0-1	.000	5-6	.833	7	7	14	7.1	2	3	1	2	0	17	17.2	
Xavier	01/25/2023	*	33:11	4-7	.571	1-1	1.000	2-2	1.000	5	4	9	7.2	2	4	1	0	2	11	16.9	
at DePaul	01/31/2023	*	26:04	10-13	.769	0-0	.000	5-6	.833	1	8	9	7.3	5	0	0	1	0	25	17.3	
at Georgetown	02/04/2023	*	28:58	6-11	.545	1-1	1.000	2-3	.667	4	2	6	7.2	2	0	0	0	1	15	17.2	
Marquette	02/07/2023	*	29:51	8-14	.571	0-1	.000	2-4	.500	3	4	7	7.2	4	3	2	0	1	18	17.2	
at Creighton	02/11/2023	*	32:48	7-17	.412	3-7	.429	0-0	.000	3	7	10	7.3	2	2	1	0	1	17	17.2	
Seton Hall	02/18/2023	*	24:22	3-5	.600	0-1	.000	2-2	1.000	0	6	6	7.3	4	0	3	2	0	8	16.9	
Providence	02/22/2023	*	27:39	7-9	.778	0-1	.000	2-2	1.000	4	1	5	7.2	3	2	3	3	1	16	16.8	
at St. John's (NY)	02/25/2023	*	26:08	5-9	.556	0-1	.000	8-10	.800	3	6	9	7.2	3	1	2	1	0	18	16.9	
DePaul	03/01/2023	*	22:33	11-14	.786	1-2	.500	3-3	1.000	2	3	5	7.2	3	0	1	1	2	26	17.2	
at Villanova	03/04/2023	*	26:26	4-12	.333	0-2	.000	1-1	1.000	2	7	9	7.2	4	0	3	0	1	9	16.9	
vs Providence	03/09/2023	*	27:03	5-5	1.000	0-0	.000	0-0	.000	1	4	5	7.2	3	2	5	1	0	10	16.7	
vs Marquette	03/10/2023	*	30:19	8-12	.667	0-1	.000	3-4	.750	5	6	11	7.3	2	1	2	0	0	19	16.8	
vs Iona	03/17/2023	*	24:39	13-17	.765	0-0	.000	2-3	.667	6	7	13	7.4	0	0	2	1	0	28	17.1	
vs Saint Mary's (CA)	03/19/2023	*	27:02	11-16	.688	0-0	.000	2-2	1.000	2	6	8	7.5	2	0	2	1	0	24	17.3	
Totals			35	929:40	251-415	.605	17-48	.354	86-110	.782	90	171	261	7.5	97	42	68	26	27	605	17.3

Player Averages

Games Played	Minutes/game	Points/game	FG Pct	3FG Pct	FT Pct	Rebounds/game	Assists/game	Turnovers/game	Assist/Turnover ratio	Steals/game	Blocks/game
35	26.6	17.3	60.5	35.4	78.2	7.5	1.2	1.9	0.6	0.8	0.7



44 - Andre Jackson

6-6 • 210 • Junior • Guard • Amsterdam, N. Y. (Albany Academy)

Career Highs

Points
15 (2x), last at St. John's (MSG) (2/25/23)

Field Goals Made
5 (4x), last at St. John's (MSG) (2/25/23)

Field Goals Attempted
14 at Xavier (12/31/22)

Three-Pt. Field Goals Made
4 at Xavier (12/31/22)

Three-Pt. Field Goals Attempted
12 at Xavier (12/31/22)

Free Throws Made
5 (3x), last vs. Seton Hall (GP) (2/18/23)

Free Throws Attempted
7 vs. Seton Hall (GP) (2/18/23)

Rebounds
16 at St. John's (2/13/22)

Assists
9 vs. DePaul (XL) (3/1/23)

Steals
4 at Xavier (2/11/22)

Blocks
3 vs. LIU (GP) (11/17/21)

Minutes
38 at St. John's (MSG) (2/25/23)

Season Highs

Points
15 (2x), last at St. John's (MSG) (2/25/23)

Field Goals Made
5 (3x), last at St. John's (MSG) (2/25/23)

Field Goals Attempted
14 at Xavier (12/31/22)

Three-Pt. Field Goals Made
4 at Xavier (12/31/22)

Three-Pt. Field Goals Attempted
12 at Xavier (12/31/22)

Free Throws Made
5 vs. Seton Hall (GP) (2/18/23)

Free Throws Attempted
7 vs. Seton Hall (GP) (2/18/23)

Rebounds
13 vs. Iowa St. (N) (11/27/22)

Assists
9 vs. DePaul (XL) (3/1/23)

Steals
3 (2x), last vs. Villanova (XL) (12/28/22)

Blocks
2 (4x), last at St. John's (MSG) (2/25/23)

Minutes
38 at St. John's (MSG) (2/25/23)

Player Notes

- Fractured pinky finger on right hand has kept him out of season's first three games
- Had double-double with 10 points, 13 rebounds in win over Iowa State
- Made first start of the season vs. Oklahoma St. and had 11 points, 7 rebs, 6 assists and 3 steals
- Had near triple-double vs. Xavier with 14 points, 10 rebounds, 8 assists
- Third double-double of season with career-high 15 points, 10 rebounds vs. Seton Hall
- Equaled career-high with 15 points, added 5 rebounds, 3 steals vs. St. John's
- Flirted with triple-double with 11 points, 8 rebounds, career-high 9 assists vs. DePaul

Career at UConn

- Hit 9 of 10 free throws during 2020-21 season.
- Started every game for Huskies in 2021-22, except for Senior Night.
- Led 2021-22 team in steals (1.2) and defensive rebounds (5.5).
- Named 2022-23 team co-captain with Adama Sanogo
- Named to BIG EAST Weekly Honor Roll three times in 2022-23

Career Stats

JACKSON JR., Andre

SEASON	TEAM	GP-GS	MIN/AVG	Field Goals		3-Point		F-Throws		Rebounds				PF-FO			A		TO		BLK		STL		PTS		AVG	
				FG-FGA	FG%	3FG-3FGA	3FG%	FT-FTA	FT%	OFF	DEF	TOT	AVG	PF	FO	A	TO	BLK	STL	PTS	AVG							
2020-21	UConn	16-2	256/16.0	16-39	.410	2-17	.118	9-10	.900	10	36	46	2.9	44-1	25	19	4	7	43	2.7								
2021-22	UConn	33-32	962/29.2	78-183	.426	22-61	.361	45-63	.714	44	181	225	6.8	82-5	102	66	20	38	223	6.8								
2022-23	UConn	32-27	928/29.0	81-192	.422	24-85	.282	30-46	.652	59	142	201	6.3	90-5	142	64	18	32	216	6.8								
TOTAL		81-61	2146/26.5	175-414	.423	48-163	.294	84-119	.706	113	359	472	5.8	216-11	269	149	42	77	482	6.0								

2022-23 Game By Game

#44 JACKSON JR., Andre

Opponent	Date	GS	MIN	Total		3-Pointers		Free throws		Rebounds				PF			A		TO		BLK		STL		PTS		AVG	
				FG-FGA	PCT	3FG-3FGA	PCT	FT-FTA	PCT	OFF	DEF	TOT	AVG	PF	FO	A	TO	BLK	STL	PTS	AVG							
UNCW	11/18/2022		19:30	1-2	.500	0-0	.000	0-0	.000	1	2	3	3.0	3	5	0	2	1	2	2	0			4	2.0			
Delaware St.	11/20/2022		12:49	1-2	.500	1-2	.500	0-0	.000	0	1	1	2.0	5	4	2	0	1	3	2	5	4	2	0	1	3	2.5	
vs Oregon	11/24/2022		23:33	0-3	.000	0-2	.000	0-2	.000	0	4	4	2.7	4	5	5	0	2	0	1	7	4	2	0	1	1.7		
vs Alabama	11/25/2022	*	26:35	2-8	.250	0-4	.000	0-0	.000	3	4	7	3.8	3	1	2	1	0	4	2	3	1	2	1	0	4	2.3	
vs Iowa St.	11/27/2022		32:32	3-8	.375	1-3	.333	3-4	.750	3	10	13	5.6	0	5	1	1	2	10	3	8	1	2	1	0	3.8		
Oklahoma St.	12/01/2022	*	30:32	4-7	.571	1-3	.333	2-2	1.000	2	5	7	5.8	3	6	0	0	3	11	5	0	0	0	3	11	5.0		
at Florida	12/07/2022	*	34:47	2-5	.400	2-5	.400	2-2	1.000	0	8	8	6.1	2	4	0	2	2	8	5	4	0	2	2	8	5.4		
LIU	12/10/2022	*	23:47	3-3	1.000	0-0	.000	2-2	1.000	0	3	3	5.8	2	7	0	2	1	8	5	8	2	1	1	8	5.8		
at Butler	12/17/2022	*	30:50	1-5	.200	1-3	.333	0-0	.000	2	4	6	5.8	4	6	3	1	0	3	5	4	6	3	1	0	3	5.4	
Georgetown	12/20/2022	*	33:05	3-5	.600	1-2	.500	0-0	.000	1	7	8	6.0	3	8	2	0	2	7	5	6	3	2	0	2	7	5.6	
Villanova	12/28/2022	*	30:06	3-11	.273	2-6	.333	2-2	1.000	2	4	6	6.0	3	2	3	1	3	10	6	0	0	3	1	3	6.0		
at Xavier	12/31/2022	*	37:00	5-14	.357	4-12	.333	0-2	.000	4	6	10	6.3	1	8	1	0	2	14	6	7	1	0	2	14	6.7		
at Providence	01/04/2023	*	21:27	1-7	.143	0-3	.000	1-1	1.000	1	2	3	6.1	4	4	1	0	1	3	6	4	4	1	0	1	3	6.4	
Creighton	01/07/2023	*	33:10	2-5	.400	1-3	.333	2-2	1.000	3	6	9	6.3	3	2	2	0	0	7	6	4	2	2	0	0	7	6.4	
at Marquette	01/11/2023	*	37:08	4-7	.571	1-3	.333	0-0	.000	2	2	4	6.1	3	6	3	1	1	9	6	6	3	1	1	9	6.6		
St. John's (NY)	01/15/2023	*	19:53	0-2	.000	0-0	.000	2-4	.500	1	5	6	6.1	5	1	2	0	1	2	6	3	2	0	1	2	6.3		
at Seton Hall	01/18/2023	*	31:23	2-4	.500	1-1	1.000	0-0	.000	4	6	10	6.4	2	4	3	0	0	5	6	2	4	3	0	0	5	6.2	
Butler	01/22/2023	*	25:29	1-3	.333	0-0	.000	0-0	.000	1	3	4	6.2	2	4	0	1	1	2	6	0	2	4	0	1	2	6.0	
Xavier	01/25/2023	*	25:41	3-12	.250	0-3	.000	0-0	.000	2	0	2	6.0	3	2	1	0	1	6	6	0	2	1	0	1	6	6.0	
at DePaul	01/31/2023	*	26:06	1-4	.250	0-1	.000	0-0	.000	2	6	8	6.1	5	4	5	0	1	2	5	8	5	0	1	2	5.8		
at Georgetown	02/04/2023	*	29:59	3-7	.429	1-1	1.000	0-0	.000	3	7	10	6.3	4	7	2	0	0	7	5	9	7	2	0	0	7	5.9	
Marquette	02/07/2023	*	23:19	2-5	.400	0-1	.000	1-2	.500	3	1	4	6.2	5	1	3	1	0	5	5	8	3	1	0	5	5.8		
at Creighton	02/11/2023	*	28:01	3-11	.273	0-4	.000	0-0	.000	3	3	6	6.2	2	0	3	0	1	6	5	8	3	0	1	6	5.8		
Seton Hall	02/18/2023	*	34:38	5-10	.500	0-4	.000	5-7	.714	4	6	10	6.3	1	3	2	1	1	15	6	2	3	2	1	1	15	6.2	
Providence	02/22/2023	*	33:31	2-3	.667	0-0	.000	0-0	.000	3	3	6	6.3	1	4	1	0	1	4	6	1	4	1	0	1	4	6.1	
at St. John's (NY)	02/25/2023	*	38:09	5-6	.833	1-2	.500	4-5	.800	1	4	5	6.3	2	3	3	2	0	15	6	5	3	2	0	15	6.5		
DePaul	03/01/2023	*	30:00	3-4	.750	1-2	.500	4-6	.667	1	7	8	6.3	2	9	3	0	0	11	6	6	2	9	3	0	11	6.6	
at Villanova	03/04/2023	*	35:33	4-5	.800	2-3	.667	0-0	.000	3	4	7	6.4	2	5	3	2	0	10	6	8	5	3	2	0	10	6.8	
vs Providence	03/09/2023	*	36:36	4-7	.571	1-4	.250	0-1	.000	2	9	11	6.5	2	6	4	0	3	9	6	8	6	4	0	3	9	6.8	
vs Marquette	03/10/2023	*	14:31	1-2	.500	0-1	.000	0-2	.000	0	1	1	6.3	5	2	1	0	0	2	6	7	2	1	0	0	2	6.7	
vs Iona	03/17/2023	*	33:31	4-9	.444	2-5	.400	0-0	.000	2	3	5	6.3	2	7	2	0	1	10	6	8	7	2	0	1	10	6.8	
vs Saint Mary's (CA)	03/19/2023	*	34:33	3-6	.500	0-2	.000	0-0	.000	0	6	6	6.3	2	7	1	0	0	6	6	8	7	1	0	0	6	6.8	
Totals				27	927:43	81-192	.422	24-85	.282	30-46	.652	59	142	201	6.3	90	142	64	18	32	216	6.8						

Player Averages

Games Played	Minutes/game	Points/game	FG Pct	3FG Pct	FT Pct	Rebounds/game	Assists/game	Turnovers/game	Assist/Turnover ratio	Steals/game	Blocks/game
32	29.0	6.8	42.2	28.2	65.2	6.3	4.4	2.0	2.2	1.0	0.6



3 - Joey Calcaterra

6-3 • 180 • Grad • Guard • Novato, Calif. (University of San Diego)

Player Notes

- Played 21 minutes off the bench in UConn debut, scoring 7 points, including two 3-pointers vs. Stonehill
- Scored season-high 15 points, including 3 three-pointers, in win over Buffalo
- Had season-high 5 rebounds vs. UNCW
- Had season-high 6 assists and equaled season-high 5 rebounds vs. Delaware St.
- Third straight double-figure scoring game against Alabama
- Had 14 points in 18 minutes vs. Gtown
- Equaled season high with 15 points against St. John's at MSG
- Had 3 three-pointers, 3 assists, 3 steals vs. DePaul

Career at UConn

- Comes to UConn after a four-year career at University of San Diego
- Scored 1,000th career point with 5 points vs. Butler on 1/22/23

Career Highs

Points
23 at Santa Clara (2/18/21)

Field Goals Made
9 at Santa Clara (2/18/21)

Field Goals Attempted
17 vs. Hofstra (11/27/19)

Three-Pt. Field Goals Made
4 (4x), last at UCLA (12/9/20)

Three-Pt. Field Goals Attempted
10 vs. LMU (1/2/20)

Free Throws Made
9 vs. Fresno State (11/12/19)

Free Throws Attempted
9 (2x), last vs. Fresno State (11/12/19)

Rebounds
8 vs. UIC (11/26/21)

Assists
6 (2x), last vs. Delaware St. (XL) (11/20/22)

Steals
4 vs. UC Irvine (11/5/19)

Blocks
2 (3x), last at Cal Poly (12/16/20)

Minutes
43.5 vs. Fresno State (11/12/19)

Season Highs

Points
15 (2x), last at St. John's (MSG) (2/25/23)

Field Goals Made
6 (2x), las vs. Georgetown (GP) (12/20/22)

Field Goals Attempted
11 vs. Georgetown (GP) (12/20/22)

Three-Pt. Field Goals Made
3 (5x), last vs. DePaul (XL) (3/1/23)

Three-Pt. Field Goals Attempted
7 vs. Marquette (MSG) (3/10/23)

Free Throws Made
4 at St. John's (MSG) (2/25/23)

Free Throws Attempted
4 (2x), last at St. John's (MSG) (2/25/23)

Rebounds
5 (2x), last vs. Delaware St. (XL) (11/20/22)

Assists
6 vs. Delaware St. (XL) (11/20/22)

Steals
3 vs. DePaul (XL) (3/1/23)

Blocks
1 vs. Iowa St. (N) (11/17/22)

Minutes
31 vs. Buffalo (XL), (11/15/22)

Career Stats

CALCATERRA, Joey

SEASON	TEAM	GP-GS	MIN/AVG	Field Goals		3-Point		F-Throws		Rebounds				Scoring						
				FG-FGA	FG%	3FG-3FGA	3FG%	FT-FTA	FT%	OFF	DEF	TOT	AVG	PF-FO	A	TO	BLK	STL	PTS	AVG
2018-19	SD	32-5	398/12.4	33-86	.384	10-32	.313	14-19	.737	1	28	29	0.9	29-0	24	16	5	9	90	2.8
2019-20	SD	32-32	901/28.1	123-320	.384	52-142	.366	67-82	.817	6	83	89	2.8	56-0	59	49	4	26	365	11.4
2020-21	SD	12-10	357/29.7	57-136	.419	20-53	.377	26-30	.867	1	36	37	3.1	17-0	22	22	4	12	160	13.3
2021-22	SD	29-23	777/26.8	90-232	.388	33-95	.347	34-39	.872	7	75	82	2.8	47-0	39	50	2	20	247	8.5
2022-23	UConn	34-0	494/14.5	65-152	.428	44-99	.444	21-24	.875	15	44	59	1.7	35-1	44	28	2	18	195	5.7
TOTAL FOR UConn		34-0	494/14.5	65-152	.428	44-99	.444	21-24	.875	15	44	59	1.7	35-1	44	28	2	18	195	5.7
TOTAL		139-70	2926/21.1	368-926	.397	159-421	.378	162-194	.835	30	266	296	2.1	184-1	188	165	17	85	1057	7.6

2022-23 Game By Game

#3 CALCATERRA, Joey

Opponent	Date	GS	MIN	Total			3-Pointers		Free throws		Rebounds				PF	A	TO	BLK	STL	PTS	AVG
				FG	FGA	PCT	3FG	3FGA	PCT	FT	FTA	PCT	OFF	DEF							
Stonehill	11/07/2022		21:12	2-4	.500	2-3	.667	1-2	.500	1	2	3	3.0	1	0	2	0	1	7	7.0	
Boston U.	11/11/2022		22:18	1-3	.333	1-3	.333	1-2	.500	0	4	4	3.5	1	1	3	0	2	4	5.5	
Buffalo	11/15/2022		31:18	6-9	.667	3-5	.600	0-0	.000	2	0	2	3.0	0	1	2	0	2	15	8.7	
UNCW	11/18/2022		18:07	2-3	.667	0-1	.000	2-2	1.000	0	5	5	3.5	2	2	1	0	0	6	8.0	
Delaware St.	11/20/2022		20:03	4-6	.667	3-5	.600	0-0	.000	1	4	5	3.8	1	6	3	0	1	11	8.6	
vs Oregon	11/24/2022		20:30	4-5	.800	3-4	.750	0-0	.000	0	1	1	3.3	1	4	0	0	1	11	9.0	
vs Alabama	11/25/2022		18:13	3-4	.750	2-2	1.000	2-2	1.000	0	1	1	3.0	2	0	1	0	1	10	9.1	
vs Iowa St.	11/27/2022		24:25	2-5	.400	1-4	.250	3-3	1.000	1	2	3	3.0	0	1	0	1	0	8	9.0	
Oklahoma St.	12/01/2022		10:40	2-6	.333	2-2	1.000	3-4	.750	0	0	0	2.7	1	1	0	0	0	9	9.0	
at Florida	12/07/2022		17:56	4-7	.571	1-2	.500	2-2	1.000	1	2	3	2.7	1	2	0	0	1	11	9.2	
LIU	12/10/2022		18:18	3-7	.429	3-6	.500	0-0	.000	1	2	3	2.7	3	3	1	0	0	9	9.2	
at Butler	12/17/2022		11:58	1-5	.200	1-3	.333	0-0	.000	2	2	4	2.8	0	3	0	0	0	3	8.7	
Georgetown	12/20/2022		17:44	6-11	.545	1-4	.250	1-1	1.000	0	1	1	2.7	1	1	0	0	1	14	9.1	
Villanova	12/28/2022		07:03	0-2	.000	0-1	.000	0-0	.000	0	2	2	2.6	0	0	0	0	0	0	8.4	
at Xavier	12/31/2022		11:03	1-2	.500	1-2	.500	0-0	.000	0	0	0	2.5	3	1	1	0	0	3	8.1	
at Providence	01/04/2023		09:37	0-5	.000	0-4	.000	0-0	.000	1	0	1	2.4	1	0	0	0	0	0	7.6	
Creighton	01/07/2023		08:59	0-3	.000	0-2	.000	0-0	.000	0	1	1	2.3	0	0	0	0	2	0	7.1	
at Marquette	01/11/2023		14:45	1-6	.167	1-4	.250	0-0	.000	0	0	0	2.2	0	2	0	1	1	3	6.9	
St. John's (NY)	01/15/2023		13:38	2-8	.250	2-4	.500	0-0	.000	3	1	4	2.3	5	1	1	0	0	6	6.8	
at Seton Hall	01/18/2023		10:52	1-3	.333	1-2	.500	0-0	.000	0	2	2	2.3	2	2	1	0	0	3	6.7	
Butler	01/22/2023		15:00	2-6	.333	1-3	.333	0-0	.000	0	1	1	2.2	0	2	2	0	0	5	6.6	
Xavier	01/25/2023		05:35	0-3	.000	0-3	.000	0-0	.000	0	0	0	2.1	0	0	0	0	0	0	6.3	
at DePaul	01/31/2023		02:34	0-0	.000	0-0	.000	0-0	.000	0	0	0	2.0	1	1	1	0	0	0	6.0	
at Georgetown	02/04/2023		09:48	1-1	1.000	1-1	1.000	0-0	.000	1	0	1	2.0	0	1	0	0	0	3	5.9	
Marquette	02/07/2023		09:43	1-3	.333	0-0	.000	0-0	.000	0	1	1	1.9	2	1	0	0	1	2	5.7	
at Creighton	02/11/2023		04:04	0-2	.000	0-1	.000	0-0	.000	0	1	1	1.9	0	0	1	0	0	0	5.5	
Providence	02/22/2023		05:31	1-2	.500	1-1	1.000	0-0	.000	0	1	1	1.9	0	0	0	0	0	3	5.4	
at St. John's (NY)	02/25/2023		17:25	4-6	.667	3-4	.750	4-4	1.000	0	0	0	1.8	3	0	0	0	1	15	5.8	
DePaul	03/01/2023		18:56	3-5	.600	3-5	.600	0-0	.000	0	2	2	1.8	0	3	3	0	3	9	5.9	
at Villanova	03/04/2023		11:06	0-0	.000	0-0	.000	0-0	.000	0	1	1	1.8	1	1	2	0	0	0	5.7	
vs Providence	03/09/2023		16:43	2-4	.500	2-4	.500	0-0	.000	0	2	2	1.8	0	2	2	0	0	6	5.7	
vs Marquette	03/10/2023		19:54	3-8	.375	2-7	.286	0-0	.000	1	1	2	1.8	0	0	1	0	0	8	5.8	
vs Iona	03/17/2023		12:35	2-4	.500	2-3	.667	0-0	.000	0	1	1	1.8	1	2	0	0	0	6	5.8	
vs Saint Mary's (CA)	03/19/2023		15:60	1-4	.250	1-4	.250	2-2	1.000	0	1	1	1.7	2	0	0	0	0	5	5.7	
Totals			0 493:32	65-152	.428	44-99	.444	21-24	.875	15	44	59	1.7	35	44	28	2	18	195	5.7	

Player Averages

Games Played	Minutes/game	Points/game	FG Pct	3FG Pct	FT Pct	Rebounds/game	Assists/game	Turnovers/game	Assist/Turnover ratio	Steals/game	Blocks/game
34	14.5	5.7	42.8	44.4	87.5	1.7	1.3	0.8	1.6	0.5	0.1



4 - Nahiem Alleyne

6-4 • 195 • Senior • Guard • Buford, Ga. (Virginia Tech)

Career Highs

Points
28 vs. Florida (N) (3/19/21)

Field Goals Made
8 (2x), last vs. Notre Dame (1/15/22)

Field Goals Attempted
18 vs. Florida (N) (3/19/21)

Three-Pt. Field Goals Made
5 (4x), last at Clemson (3/5/22)

Three-Pt. Field Goals Attempted
10 (3x), last at Clemson (3/5/22)

Free Throws Made
10 vs. Memphis (11/24/21)

Free Throws Attempted
11 (2x), last vs. Memphis (11/24/21)

Rebounds
9 at Notre Dame (1/27/21)

Assists
5 (2x), last vs. Wake Forest (2/27/21)

Steals
4 (2x), last vs. Stonehill (XL) (11/7/22)

Blocks
2 vs. Delaware State (11/20/19)

Minutes
39 (2x), last vs. Clemson (N) (3/9/22)

Season Highs

Points
13 vs. Marquette (XL) (2/7/23)

Field Goals Made
4 (7x), last vs. Marquette (MSG) (3/10/23)

Field Goals Attempted
11 (2x), last vs. Buffalo (XL) (11/15/22)

Three-Pt. Field Goals Made
3 (4x), last vs. Providence (GP) (2/22/23)

Three-Pt. Field Goals Attempted
7 vs. Buffalo (XL) (11/15/22)

Free Throws Made
3 (2x), last at Creighton (2/11/23)

Free Throws Attempted
3 (3x), last at Creighton (2/11/23)

Rebounds
3 (4x), last at Georgetown (2/4/23)

Assists
4 vs. Delaware St. (XL) (11/20/22)

Steals
4 vs. Stonehill (XL) (11/7/22)

Blocks
1 (2x), last at St. John's (MSG) (2/25/23)

Minutes
38.5 vs. Buffalo (XL) (11/15/22)

Player Notes

- Made first start at UConn in season opener, played a team-high 30:49, with 8 points and 4 steals vs. Stonehill.
- Had first double-figure game at UConn with 11 vs. Boston Uuniversity.
- Played season-high 38:33 and scored season-high 12 against Buffalo
- Season-high 4 assists vs. Delaware St.
- Had third double-figure game with 11 against LIU
- Came off the bench to score season-high 13 vs. Marquette

Career at UConn

- Comes to UConn with two seasons of eligibility after three-year career at Virginia Tech.

Career Stats

ALLEYNE, Nahiem

SEASON	TEAM	GP-GS		Field Goals		3-Point		F-Throws		Rebounds				Scoring													
		GP	GS	FG-FGA	FG%	3FG-3FGA	3FG%	FT-FTA	FT%	OFF	DEF	TOT	AVG	PF-FO	A	TO	BLK	STL	PTS	AVG							
2019-20	VT	32	27	832	26.0	92	237	.388	49	126	.389	48	63	.762	6	69	75	2.3	51	1	46	27	6	12	281	8.8	
2020-21	VT	22	21	623	28.3	78	199	.392	42	103	.408	46	57	.807	4	54	58	2.6	47	0	37	33	2	15	244	11.1	
2021-22	VT	36	36	1121	31.1	116	305	.380	62	166	.373	52	61	.852	4	97	101	2.8	53	0	53	41	1	24	346	9.6	
2022-23	UConn	35	8	625	17.9	60	169	.355	29	92	.315	20	24	.833	11	29	40	1.1	51	0	28	23	2	16	169	4.8	
TOTAL FOR UConn		35-8	625/17.9	60-169	.355	29-92	.315	20-24	.833	11	29	40	1.1	51-0	28	23	2	16	169	4.8							
TOTAL		125-92	3201/25.6	346-910	.380	182-487	.374	166-205	.810	25	249	274	2.2	202-1	164	124	11	67	1040	8.3							

2022-23 Game By Game

Opponent	Date	GS	MIN	Total		3-Pointers		Free throws		Rebounds				PF	A	TO	BLK	STL	PTS	AVG
				FG-FGA	PCT	3FG-3FGA	PCT	FT-FTA	PCT	OFF	DEF	TOT	AVG							
Stonehill	11/07/2022	*	30:49	4-11	.364	0-4	.000	0-0	.000	0	0	0	0.0	1	0	2	0	4	8	8.0
Boston U.	11/11/2022	*	31:50	4-9	.444	3-6	.500	0-0	.000	0	0	0	0.0	2	0	1	0	0	11	9.5
Buffalo	11/15/2022	*	38:33	4-11	.364	1-7	.143	3-3	1.000	2	1	3	1.0	2	2	1	0	0	12	10.3
UNCW	11/18/2022	*	24:04	3-7	.429	2-4	.500	0-0	.000	0	1	1	1.0	4	1	1	0	0	8	9.8
Delaware St.	11/20/2022	*	28:35	3-5	.600	1-2	.500	2-2	1.000	1	1	2	1.2	3	4	0	0	0	9	9.6
vs Oregon	11/24/2022	*	13:43	2-5	.400	0-2	.000	0-0	.000	2	0	2	1.3	4	2	0	0	0	4	8.7
vs Alabama	11/25/2022	*	12:58	0-5	.000	0-3	.000	0-0	.000	0	3	3	1.6	2	0	0	0	0	0	7.4
vs Iowa St.	11/27/2022	*	17:49	1-3	.333	0-1	.000	0-0	.000	0	3	3	1.8	1	2	3	0	1	2	6.8
Oklahoma St.	12/01/2022		09:53	0-2	.000	0-1	.000	0-0	.000	1	1	2	1.8	1	1	0	0	0	0	6.0
at Florida	12/07/2022		15:27	0-2	.000	0-0	.000	0-0	.000	0	1	1	1.7	0	0	0	0	2	0	5.4
LIU	12/10/2022		21:22	4-6	.667	2-3	.667	1-2	.500	0	0	0	1.5	2	1	2	0	1	11	5.9
at Butler	12/17/2022		21:51	3-8	.375	3-5	.600	0-0	.000	0	2	2	1.6	1	1	0	0	0	9	6.2
Georgetown	12/20/2022		14:46	0-2	.000	0-2	.000	2-2	1.000	0	1	1	1.5	1	0	0	0	0	2	5.8
Villanova	12/28/2022		16:16	1-2	.500	0-1	.000	0-0	.000	0	0	0	1.4	1	1	0	0	0	2	5.6
at Xavier	12/31/2022		14:09	2-5	.400	2-4	.500	0-0	.000	0	0	0	1.3	1	0	2	0	0	6	5.6
at Providence	01/04/2023		11:18	1-3	.333	0-0	.000	0-0	.000	0	0	0	1.3	2	0	0	0	1	2	5.4
Creighton	01/07/2023		10:34	0-3	.000	0-1	.000	0-0	.000	0	0	0	1.2	2	0	0	0	0	0	5.1
at Marquette	01/11/2023		09:52	0-1	.000	0-1	.000	0-0	.000	1	0	1	1.2	2	3	0	0	0	0	4.8
St. John's (NY)	01/15/2023		14:07	0-4	.000	0-4	.000	1-2	.500	0	2	2	1.2	2	0	1	0	0	1	4.6
at Seton Hall	01/18/2023		07:19	0-2	.000	0-1	.000	0-0	.000	0	0	0	1.2	0	1	0	0	0	0	4.4
Butler	01/22/2023		11:33	1-3	.333	0-0	.000	0-0	.000	1	2	3	1.2	2	2	1	0	1	2	4.2
Xavier	01/25/2023		13:28	1-3	.333	1-3	.333	1-2	.500	0	2	2	1.3	1	0	1	0	0	4	4.2
at DePaul	01/31/2023		22:59	2-7	.286	1-4	.250	0-0	.000	0	0	0	1.2	3	1	1	0	0	5	4.3
at Georgetown	02/04/2023		16:09	1-4	.250	1-2	.500	0-0	.000	1	2	3	1.3	2	0	1	0	0	3	4.2
Marquette	02/07/2023		19:48	4-9	.444	3-6	.500	2-3	.667	0	0	0	1.2	0	0	1	0	0	13	4.6
at Creighton	02/11/2023		23:58	1-6	.167	0-3	.000	3-3	1.000	0	2	2	1.3	1	0	1	1	0	5	4.6
Seton Hall	02/18/2023		17:18	0-2	.000	0-1	.000	0-0	.000	0	0	0	1.2	1	0	0	0	1	0	4.4
Providence	02/22/2023		17:26	3-4	.750	3-3	1.000	0-0	.000	1	1	2	1.3	1	0	1	0	1	9	4.6
at St. John's (NY)	02/25/2023		19:14	3-6	.500	0-3	.000	2-2	1.000	1	1	2	1.3	2	1	0	1	1	8	4.7
DePaul	03/01/2023		15:13	2-4	.500	0-0	.000	0-0	.000	0	0	0	1.2	0	2	0	0	0	4	4.7
at Villanova	03/04/2023		12:27	1-5	.200	0-3	.000	1-1	1.000	0	2	2	1.3	1	1	0	0	0	3	4.6
vs Providence	03/09/2023		12:09	2-4	.500	1-2	.500	0-0	.000	0	0	0	1.2	0	0	1	0	0	5	4.6
vs Marquette	03/10/2023		22:13	4-8	.500	2-4	.500	0-0	.000	0	0	0	1.2	0	1	1	0	2	10	4.8
vs Iona	03/17/2023		14:48	2-5	.400	2-3	.667	2-2	1.000	0	0	0	1.1	1	1	0	0	1	8	4.9
vs Saint Mary's (CA)	03/19/2023		21:32	1-3	.333	1-3	.333	0-0	.000	0	1	1	1.1	2	0	1	0	0	3	4.8
Totals		8	625:30	60-169	.355	29-92	.315	20-24	.833	11	29	40	1.1	51	28	23	2	16	169	4.8

Player Averages

Games Played	Minutes/game	Points/game	FG Pct	3FG Pct	FT Pct	Rebounds/game	Assists/game	Turnovers/game	Assist/Turnover ratio	Steals/game	Blocks/game
35	17.9	4.8	35.5	31.5	83.3	1.1	0.8	0.7	1.2	0.5	0.1



2- Tristen Newton

6-5 • 190 • Senior • Guard • El Paso, Texas (East Carolina University)

Career Highs

- Points**
32 vs. Tulane (1/5/22)
- Field Goals Made**
11 vs. Tulane (1/5/22)
- Field Goals Attempted**
19 (2x), UCF (1/18/22)
- Three-Pt. Field Goals Made**
5 (4x), last vs. Oregon (N) (11/24/22)
- Three-Pt. Field Goals Attempted**
10 vs. UCF (1/18/22)
- Free Throws Made**
14 vs. Buffalo (XL) (11/15/22)
- Free Throws Attempted**
17 vs. Buffalo (XL) (11/15/22)
- Rebounds**
13 at Memphis (2/19/20)
- Assists**
12 vs. Marquette (XL) (2/7/23)
- Steals**
4 (3x), last vs. Alabama (N) (11/25/22)
- Blocks**
2 vs. Creighton (GP) (1/7/23)
- Minutes**
40 at Memphis (1/27/22)

Season Highs

- Points**
23 (2x), last vs. Xavier (GP) (1/25/23)
- Field Goals Made**
7 vs. Oregon (N) (11/24/22)
- Field Goals Attempted**
14 vs. Buffalo (XL) (11/15/22)
- Three-Pt. Field Goals Made**
5 vs. Oregon (N) (11/24/22)
- Three-Pt. Field Goals Attempted**
6 (2x), last vs. Marquette (MSG) (3/10/23)
- Free Throws Made**
14 vs. Buffalo (XL) (11/15/22)
- Free Throws Attempted**
17 vs. Buffalo (XL) (11/15/22)
- Rebounds**
10 (2x), last vs. Marquette (XL) (2/7/23)
- Assists**
12 vs. Marquette (XL) (2/7/23)
- Steals**
4 (2x), last vs. Alabama (N) (11/25/22)
- Blocks**
2 vs. Creighton (GP) (1/7/23)
- Minutes**
36 vs. Buffalo (XL) (11/15/22)

Player Notes

- Started in UConn debut, playing 21 minutes, hitting 9 free throws, grabbed 6 rebounds, and handed out 3 assists in win over Stonehill.
- Recorded the 12th triple-double in UConn history with 22 points, 10 rebounds, 11 assists vs. Buffalo
- Season-high 23 points, with season-high 5 three-pointers, and 6 assists vs. Oregon
- Had 17 points, 7 assists in win over Georgetown
- Equaled season-high with 23 points, with 4 assists, vs. Xavier
- Had second straight 20-point game (21) with 3 assists and 3 steals at DePaul
- Had second triple-double of season (12-10-12) vs. Marquette
- Had 16 points, 4 rebounds, 7 assists in BE tourney vs. Providence

Career at UConn

- Comes to UConn with two years of eligibility remaining after a three-year career at East Carolina.
- Only UConn player to ever have 2 triple-doubles in same season
- Named to BIG EAST Weekly Honor Roll on Nov. 28

Career Stats

NEWTON, Tristen

SEASON	TEAM	Field Goals					3-Point			F-Throws		Rebounds				Scoring					
		GP-GS	MIN	AVG	FG-FGA	FG%	3FG	3FGA	3FG%	FT-FTA	FT%	OFF	DEF	TOT	AVG	PF-FO	A	TO	BLK	STL	PTS
2019-20	ECU	31-19	928/29.9		103-264	.390	33-102	.324	101-126	.802	16	123	139	4.5	62-1	114	59	10	37	340	11.0
2020-21	ECU	17-16	533/31.3		49-141	.348	16-61	.262	34-38	.895	18	55	73	4.3	33-0	72	38	5	21	148	8.7
2021-22	ECU	30-30	1040/34.7		165-379	.435	48-144	.333	152-173	.879	25	119	144	4.8	71-1	151	104	9	43	530	17.7
2022-23	UConn	35-34	997/28.5		96-254	.378	41-111	.369	119-147	.810	39	108	147	4.2	70-0	163	80	10	40	352	10.1
TOTAL FOR UConn		35-34	997/28.5		96-254	.378	41-111	.369	119-147	.810	39	108	147	4.2	70-0	163	80	10	40	352	10.1
TOTAL		113-99	3498/31.0		413-1038	.398	138-418	.330	406-484	.839	98	405	503	4.5	236-2	500	281	34	141	1370	12.1

2022-23 Game By Game

#2 NEWTON, Tristen

Opponent	Date	GS	MIN	Total			3-Pointers		Free throws		Rebounds				PF	A	TO	BLK	STL	PTS	AVG	
				FG-FGA	PCT	3FG-3FGA	PCT	FT-FTA	PCT	OFF	DEF	TOT	AVG									
Stonehill	11/07/2022	*	21:14	0-5	.000	0-3	.000	9-12	.750	1	5	6	6.0	3	3	2	1	1	9	9.0		
Boston U.	11/11/2022	*	31:40	4-10	.400	2-4	.500	1-2	.500	0	6	6	6.0	3	1	4	0	0	11	10.0		
Buffalo	11/15/2022	*	35:50	4-14	.286	0-5	.000	14-17	.824	1	9	10	7.3	0	11	3	1	4	22	14.0		
UNCW	11/18/2022	*	20:44	2-4	.500	0-1	.000	4-5	.800	1	2	3	6.3	3	4	0	0	0	8	12.5		
Delaware St.	11/20/2022	*	19:21	2-4	.500	2-4	.500	0-1	.000	1	1	2	5.4	0	1	2	0	1	6	11.2		
vs Oregon	11/24/2022	*	28:56	7-10	.700	5-6	.833	4-5	.800	0	4	4	5.2	1	6	0	0	2	23	13.2		
vs Alabama	11/25/2022	*	34:17	1-6	.167	1-2	.500	6-6	1.000	1	3	4	5.0	3	8	1	1	4	9	12.6		
vs Iowa St.	11/27/2022	*	26:40	3-6	.500	2-4	.500	5-6	.833	3	1	4	4.9	2	3	8	0	0	13	12.6		
Oklahoma St.	12/01/2022	*	28:21	1-5	.200	0-2	.000	0-0	.000	1	1	2	4.6	2	1	2	0	2	11	4.4		
at Florida	12/07/2022	*	31:12	2-6	.333	1-2	.500	0-0	.000	1	4	5	4.6	1	3	5	0	0	5	10.8		
LIU	12/10/2022	*	25:55	0-5	.000	0-4	.000	2-2	1.000	0	2	2	4.4	1	7	2	0	1	2	10.0		
at Butler	12/17/2022	*	32:06	1-7	.143	1-5	.200	2-2	1.000	1	7	8	4.7	1	3	2	1	0	5	9.6		
Georgetown	12/20/2022	*	27:24	4-6	.667	2-4	.500	7-8	.875	0	2	2	4.5	1	7	2	0	1	17	10.2		
Villanova	12/28/2022	*	20:47	0-2	.000	0-1	.000	6-6	1.000	0	1	1	4.2	3	4	1	0	0	6	9.9		
at Xavier	12/31/2022	*	32:52	2-5	.400	2-3	.667	0-0	.000	2	5	7	4.4	4	7	4	1	1	6	9.6		
at Providence	01/04/2023	*	33:59	3-11	.273	0-3	.000	0-1	.000	1	1	2	4.3	4	5	2	0	0	6	9.4		
Creighton	01/07/2023	*	23:31	3-7	.429	2-3	.667	5-6	.833	1	3	4	4.2	2	1	0	2	1	13	9.6		
at Marquette	01/11/2023	*	27:39	3-8	.375	1-5	.200	0-0	.000	0	3	3	4.2	2	2	1	0	0	7	9.4		
St. John's (NY)	01/15/2023	*	18:17	0-1	.000	0-1	.000	0-2	.000	0	1	1	4.0	1	1	1	0	0	0	8.9		
at Seton Hall	01/18/2023	*	29:07	2-5	.400	1-4	.250	6-6	1.000	1	2	3	4.0	2	4	3	0	1	11	9.1		
Butler	01/22/2023	*	24:47	3-6	.500	0-1	.000	5-6	.833	0	4	4	4.0	2	2	2	0	1	11	9.1		
Xavier	01/25/2023	*	34:38	6-12	.500	2-5	.400	9-11	.818	3	1	4	4.0	3	4	5	0	1	23	9.8		
at DePaul	01/31/2023	*	33:24	6-12	.500	1-4	.250	8-8	1.000	0	0	3	4.0	2	3	0	0	3	21	10.3		
at Georgetown	02/04/2023	*	33:09	6-14	.429	3-5	.600	0-2	.000	3	5	8	4.0	1	6	1	1	3	15	10.5		
Marquette	02/07/2023	*	35:24	4-9	.444	1-2	.500	3-5	.600	3	7	10	4.2	3	12	5	0	2	12	10.5		
at Creighton	02/11/2023	*	26:15	1-4	.250	0-1	.000	0-0	.000	0	0	0	4.0	1	4	3	0	0	2	10.2		
Seton Hall	02/18/2023	*	18:43	1-4	.250	0-2	.000	4-4	1.000	1	2	3	4.0	3	2	4	0	0	6	10.0		
Providence	02/22/2023	*	33:05	3-10	.300	1-2	.500	5-5	1.000	1	6	7	4.1	0	7	1	0	2	12	10.1		
at St. John's (NY)	02/25/2023	*	33:30	2-7	.286	1-2	.500	3-6	.500	4	3	7	4.2	1	8	4	0	2	8	10.0		
DePaul	03/01/2023	*	28:29	5-7	.714	2-3	.667	0-0	.000	0	5	5	4.2	2	6	2	1	2	12	10.1		
at Villanova	03/04/2023	*	35:25	3-9	.333	1-4	.250	2-2	1.000	1	2	3	4.2	3	3	2	0	3	9	10.1		
vs Providence	03/09/2023	*	26:57	5-11	.455	4-6	.667	2-2	1.000	3	1	4	4.2	3	7	1	0	1	16	10.3		
vs Marquette	03/10/2023	*	31:59	2-10	.200	0-2	.000	3-5	.600	4	2	6	4.2	2	6	1	0	0	7	10.2		
vs Iona	03/17/2023	*	23:35	1-5	.200	0-2	.000	2-2	1.000	0	4	4	4.2	3	6	0	0	0	4	10.0		
vs Saint Mary's (CA)	03/19/2023	*	27:24	4-7	.571	3-4	.750	2-2	1.000	0	3	3	4.2	2	5	4	1	1	13	10.1		
Totals			34	996:37		96-254	.378	41-111	.369	119-147	.810	39	108	147	4.2	70	163	80	10	40	352	10.1

Player Averages

Games Played	Minutes/game	Points/game	FG Pct	3FG Pct	FT Pct	Rebounds/game	Assists/game	Turnovers/game	Assist/Turnover ratio	Steals/game	Blocks/game
35	28.5	10.1	37.8	36.9	81.0	4.2	4.7	2.3		2.0	1.1



5 - Hassan Diarra

6-2 • 190 • Junior • Guard • Queens, N.Y. (Texas A&M University)

Player Notes

- Came off the bench to hand out a career-high 7 assists to go with 11 points and 5 rebounds in the season opener vs. Stonehill.
- Made first start against Boston University and contributed 6 points and 6 assists
- Provided huge defensive spark off the bench in wins over Georgetown and Villanova (4 steals)
- Scored 8 points and had 3 assists in 14 minutes vs. Butler
- Made third start of UConn career vs. Providence in BE Tournament

Career at UConn

- Comes to UConn with three years of eligibility remaining after two seasons at Texas A&M.

Career Highs

Points
17 vs. Notre Dame (N) (11/24/21)

Field Goals Made
5 (2x), last vs. Stonehill (XL) (11/7/22)

Field Goals Attempted
12 vs. Northwestern State (12/21/21)

Three-Pt. Field Goals Made
4 vs. Dallas Christian (12/27/21)

Three-Pt. Field Goals Attempted
8 vs. Dallas Christian (12/27/21)

Free Throws Made
8 vs. Alcorn (3/15/22)

Free Throws Attempted
11 vs. Notre Dame (N), (11/24/21)

Rebounds
7 vs. A&M Corpus Christi (11/14/21)

Assists
7 vs. Stonehill (XL) (11/7/22)

Steals
6 vs. New Orleans (11/29/20)

Blocks
1 (15x), last vs. Seton Hall (GP) (2/18/23)

Minutes
35 vs. Wofford (12/21/20)

Season Highs

Points
11 vs. Stonehill (XL) (11/7/22)

Field Goals Made
5 vs. Stonehill (XL) (11/7/22)

Field Goals Attempted
9 vs. Stonehill (XL) (11/7/22)

Three-Pt. Field Goals Made
1 (6x), last vs. Butler (XL) (1/22/23)

Three-Pt. Field Goals Attempted
4 vs. Iowa St. (N) (11/27/22)

Free Throws Made
4 vs. Villanova (XL) (12/28/22)

Free Throws Attempted
6 (2x), last vs. Villanova (XL) (12/28/22)

Rebounds
5 vs. Stonehill (XL) (11/7/22)

Assists
7 vs. Stonehill (XL) (11/7/22)

Steals
4 vs. Villanova (XL) (12/28/22)

Blocks
1 (5x), last vs. Seton Hall (GP) (2/18/23)

Minutes
33 vs. Boston U. (GP) (11/11/22)

Career Stats

DIARRA, Hassan

SEASON	TEAM	GP-GS	MIN/AVG	Field Goals			3-Point		F-Throws		Rebounds				PF-FO			A			TO			BLK			STL			PTS			AVG		
				FG-FA	FG%	3FG-3FGA	3FG%	FT-FTA	FT%	OFF	DEF	TOT	AVG	PF	FO	A	TO	BLK	STL	PTS	AVG														
2020-21	TA&M	18-6	354/19.7	36-103	.350	14-46	.304	19-30	.633	7	30	37	2.1	33-0	30	38	2	19	105	5.8															
2021-22	TA&M	40-3	614/15.4	78-211	.370	34-105	.324	56-78	.718	7	64	71	1.8	54-0	56	52	8	28	246	6.2															
2022-23	UConn	32-3	440/13.8	25-83	.301	7-37	.189	19-37	.514	12	34	46	1.4	44-0	63	37	8	28	76	2.4															
TOTAL FOR UConn		32-3	440/13.8	25-83	.301	7-37	.189	19-37	.514	12	34	46	1.4	44-0	63	37	8	28	76	2.4															
TOTAL		90-12	1408/15.6	139-397	.350	55-188	.293	94-145	.648	26	128	154	1.7	131-0	149	127	18	75	427	4.7															

2022-23 Game By Game

#5 DIARRA, Hassan

Opponent	Date	GS	MIN	Total			3-Pointers		Free throws		Rebounds				PF			A			TO			BLK			STL			PTS			AVG		
				FG-FA	PCT	3FG-3FGA	PCT	FT-FTA	PCT	OFF	DEF	TOT	AVG	PF	A	TO	BLK	STL	PTS	AVG															
Stonehill	11/07/2022		27:21	5-9	.556	1-3	.333	0-2	.000	1	4	5	5.0	2	7	3	0	3	11	11.0															
Boston U.	11/11/2022	*	33:25	1-3	.333	1-2	.500	3-6	.500	0	3	3	4.0	2	6	2	0	0	6	8.5															
Buffalo	11/15/2022	*	16:25	1-3	.333	0-1	.000	1-2	.500	0	1	1	3.0	3	2	2	0	2	3	6.7															
UNCW	11/18/2022		14:35	0-3	.000	0-0	.000	0-0	.000	1	1	2	2.8	3	3	0	0	0	5.0																
Delaware St.	11/20/2022		21:25	1-2	.500	0-1	.000	1-2	.500	0	1	1	2.4	0	5	3	0	2	3	4.6															
vs Oregon	11/24/2022		10:44	0-2	.000	0-2	.000	0-0	.000	2	2	4	2.7	2	1	0	0	0	3.8																
vs Alabama	11/25/2022		14:47	0-2	.000	0-0	.000	2-2	1.000	0	1	1	2.4	1	2	0	1	1	2	3.6															
vs Iowa St.	11/27/2022		15:11	2-6	.333	1-4	.250	2-3	.667	1	1	2	2.4	1	1	1	0	0	7	4.0															
Oklahoma St.	12/01/2022		08:25	0-3	.000	0-1	.000	0-1	.000	0	1	1	2.2	0	0	1	0	0	3.6																
at Florida	12/07/2022		13:17	0-1	.000	0-1	.000	0-0	.000	0	2	2	2.2	1	2	3	1	0	0	3.2															
LIU	12/10/2022		13:58	1-5	.200	0-2	.000	0-0	.000	0	1	1	2.1	2	3	2	0	2	3.1																
at Butler	12/17/2022		07:54	0-0	.000	0-0	.000	0-0	.000	0	2	2	2.1	1	1	0	0	1	0	2.8															
Georgetown	12/20/2022		12:14	2-4	.500	1-3	.333	0-0	.000	0	0	0	1.9	1	2	0	1	1	5	3.0															
Villanova	12/28/2022		20:24	1-3	.333	0-2	.000	4-6	.667	0	2	2	1.9	0	3	0	0	4	6	3.2															
at Xavier	12/31/2022		12:04	2-3	.667	1-2	.500	0-0	.000	0	1	1	1.9	1	1	2	0	1	5	3.3															
at Providence	01/04/2023		13:51	0-4	.000	0-0	.000	1-4	.250	2	0	2	1.9	3	0	0	0	1	3.2																
Creighton	01/07/2023		16:29	0-3	.000	0-2	.000	0-0	.000	0	1	1	1.8	1	1	1	0	1	0	3.0															
at Marquette	01/11/2023		06:32	1-1	1.000	0-0	.000	0-0	.000	0	0	0	1.7	1	1	1	0	0	2	2.9															
St. John's (NY)	01/15/2023		19:42	1-4	.250	0-0	.000	2-3	.667	0	0	0	1.6	2	4	3	0	1	4	3.0															
at Seton Hall	01/18/2023		15:02	1-3	.333	0-2	.000	0-0	.000	2	1	3	1.7	4	1	1	0	0	2	3.0															
Butler	01/22/2023		14:03	3-3	1.000	1-1	1.000	1-2	.500	0	0	0	1.6	2	3	0	1	1	8	3.2															
Xavier	01/25/2023		08:51	0-1	.000	0-0	.000	0-0	.000	0	1	1	1.6	1	0	0	1	0	0	3.0															
at DePaul	01/31/2023		05:28	0-1	.000	0-1	.000	0-0	.000	0	0	0	1.5	1	0	1	0	0	2.9																
at Georgetown	02/04/2023		05:10	1-1	1.000	0-0	.000	0-0	.000	0	0	0	1.5	0	0	2	0	0	2	2.9															
Marquette	02/07/2023		07:19	0-2	.000	0-1	.000	0-0	.000	0	0	0	1.4	0	0	1	0	1	0	2.8															
at Creighton	02/11/2023		17:01	1-2	.500	1-1	1.000	0-0	.000	2	1	3	1.5	1	2	1	0	2	3	2.8															
Seton Hall	02/18/2023		24:16	1-3	.333	0-1	.000	2-4	.500	1	2	3	1.5	1	4	0	1	1	4	2.8															
Providence	02/22/2023		09:21	0-1	.000	0-1	.000	0-0	.000	0	0	0	1.5	3	2	0	0	0	0	2.7															
vs Providence	03/09/2023	*	13:01	0-1	.000	0-1	.000	0-0	.000	0	1	1	1.4	2	2	0	1	0	2.6																
vs Marquette	03/10/2023		06:01	0-0	.000	0-0	.000	0-0	.000	0	1	1	1.4	1	0	1	1	0	0	2.5															
vs Iona	03/17/2023		10:57	0-3	.000	0-1	.000	0-0	.000	0	2	2	1.5	1	3	1	1	2	0	2.5															
vs Saint Mary's (CA)	03/19/2023		04:46	0-1	.000	0-1	.000	0-0	.000	0	1	1	1.4	0	1	0	0	0	0	2.4															
Totals			3 440:00	25-83	.301	7-37	.189	19-37	.514	12	34	46	1.4	44	63	37	8	28	76	2.4															

Player Averages

Games Played	Minutes/ game	Points/ game	FG Pct	3FG Pct	FT Pct	Rebounds/ game	Assists/ game	Turnovers/ game	Assist/Turnover ratio	Steals/ game	Blocks/ game
32	13.8	2.4	30.1	18.9	51.4	1.4	2.0	1.2	1.7	0.9	0.3



13 - Richie Springs

6-9 • 235 • R-Junior • Forward • Brooklyn, N.Y. (MacDuffie School)

Player Notes

- Saw action in season opener vs. Stonehill, grabbing 2 rebounds in the win.
- Played a career-high 10:25 against Boston University and scored 5 points.
- Played just over 4:00 vs. Buffalo and grabbed 3 rebounds
- Scored and handed out an assist vs. LIU
- Saw first BIG EAST action vs. Providence
- Logged playing time and scored vs. DePaul

Career at UConn

- Fourth year at UConn
- Sat out 2019-20 season as an academic redshirt, but was allowed to practice with the Huskies, using the time to learn the UConn system.
- Had career-highs of 6 points and 4 rebounds vs. LIU in 2021-22.

Career Highs

Points
6 vs. LIU (GP) (11/17/21)

Field Goals Made
2 vs. Boston U. (GP) (11/11/22)

Field Goals Attempted
3 vs. Boston U. (GP) (11/11/22)

Three-Pt. Field Goals Made
--

Three-Pt. Field Goals Attempted
1 vs. DePaul (MSG) (3/11/21)

Free Throws Made
4 vs. LIU (GP) (11/17/21)

Free Throws Attempted
6 vs. LIU (GP) (11/17/21)

Rebounds
4 vs. LIU (GP) (11/17/21)

Assists
2 vs. Boston U. (GP) (11/11/22)

Steals
--

Blocks
--

Minutes
10.5 vs. Boston U. (GP) (11/11/22)

Season Highs

Points
5 vs. Boston U. (GP) (11/11/22)

Field Goals Made
2 vs. Boston U. (GP) (11/11/22)

Field Goals Attempted
3 vs. Boston U. (GP) (11/11/22)

Three-Pt. Field Goals Made
--

Three-Pt. Field Goals Attempted
--

Free Throws Made
2 vs. UNCW (GP) (11/18/22)

Free Throws Attempted
3 vs. Boston U. (GP) (11/11/22)

Rebounds
3 vs. Buffalo (XL) (11/15/22)

Assists
2 vs. Boston U. (GP) (11/11/22)

Steals
--

Blocks
--

Minutes
10.5 vs. Boston U. (GP) (11/11/22)

Career Stats

SPRINGS, Richie

		Field Goals		3-Point		F-Throws		Rebounds				Scoring								
SEASON	TEAM	GP-GS	MIN/AVG	FG-FGA	FG%	3FG-3FGA	3FG%	FT-FTA	FT%	OFF	DEF	TOT	AVG	PF-FO	A	TO	BLK	STL	PTS	AVG
2020-21	UConn	5-0	12/2.5	2-3	.667	0-1	.000	1-2	.500	2	3	5	1.0	3-0	0	0	0	0	5	1.0
2021-22	UConn	8-0	28/3.5	3-7	.429	0-0	.000	4-6	.667	5	4	9	1.1	3-0	1	1	0	0	10	1.3
2022-23	UConn	15-0	35/2.3	5-8	.625	0-0	.000	3-5	.600	3	8	11	0.7	4-0	3	1	0	0	13	0.9
TOTAL		28-0	75/2.7	10-18	.556	0-1	.000	8-13	.615	10	15	25	0.9	10-0	4	2	0	0	28	1.0

2022-23 Game By Game

#13 SPRINGS, Richie

Opponent	Date	GS	MIN	Total		3-Pointers		Free throws		Rebounds				PF	A	TO	BLK	STL	PTS	AVG	
				FG-FGA	PCT	3FG-3FGA	PCT	FT-FTA	PCT	OFF	DEF	TOT	AVG								
Stonehill	11/07/2022		01:23	0-0	.000	0-0	.000	0-0	.000	0	2	2	2.0	0	0	0	0	0	0	0.0	
Boston U.	11/11/2022		10:25	2-3	.667	0-0	.000	1-3	.333	1	0	1	1.5	2	2	0	0	0	5	2.5	
Buffalo	11/15/2022		04:23	0-2	.000	0-0	.000	0-0	.000	1	2	3	2.0	1	0	0	0	0	1.7		
UNCW	11/18/2022		01:25	1-1	1.000	0-0	.000	2-2	1.000	0	2	2	2.0	0	0	0	0	0	4	2.3	
Delaware St.	11/20/2022		02:21	0-0	.000	0-0	.000	0-0	.000	0	0	0	1.6	0	0	0	0	0	1.8		
vs Oregon	11/24/2022		02:43	0-0	.000	0-0	.000	0-0	.000	0	0	0	1.3	1	0	0	0	0	1.5		
vs Alabama	11/25/2022		00:29	0-0	.000	0-0	.000	0-0	.000	0	0	0	1.1	0	0	0	0	0	1.3		
at Florida	12/07/2022		01:04	0-0	.000	0-0	.000	0-0	.000	0	0	0	1.0	0	0	0	0	0	1.1		
LIU	12/10/2022		04:25	1-1	1.000	0-0	.000	0-0	.000	0	1	1	1.0	0	1	0	0	2	1.2		
Butler	01/22/2023		00:24	0-0	.000	0-0	.000	0-0	.000	0	0	0	0.9	0	0	0	0	0	1.1		
Providence	02/22/2023		01:08	0-0	.000	0-0	.000	0-0	.000	0	0	0	0.8	0	0	0	0	0	1.0		
DePaul	03/01/2023		02:05	1-1	1.000	0-0	.000	0-0	.000	1	0	1	0.8	0	0	0	0	2	1.1		
at Villanova	03/04/2023		00:10	0-0	.000	0-0	.000	0-0	.000	0	0	0	0.8	0	0	0	0	0	1.0		
vs Iona	03/17/2023		01:34	0-0	.000	0-0	.000	0-0	.000	0	1	1	0.8	0	0	1	0	0	0.9		
vs Saint Mary's (CA)	03/19/2023		00:36	0-0	.000	0-0	.000	0-0	.000	0	0	0	0.7	0	0	0	0	0	0.9		
Totals			0	34:36	5-8	.625	0-0	.000	3-5	.600	3	8	11	0.7	4	3	1	0	0	13	0.9

Player Averages

Games Played	Minutes/game	Points/game	FG Pct	3FG Pct	FT Pct	Rebounds/game	Assists/game	Turnovers/game	Assist/Turnover ratio	Steals/game	Blocks/game
15	2.3	0.9	62.5	0.0	60.0	0.7	0.2	0.1	3.0	0.0	0.0



24 - Jordan Hawkins

6-5 • 195 • Sophomore • Guard • Gaithersburg, Md. (DeMatha Catholic)

Career Highs

Points
31 vs. St. John's (XL) (1/15/23)

Field Goals Made
9 vs. St. John's (XL) (1/15/23)

Field Goals Attempted
18 at St. John's (MSG) (2/25/23)

Three-Pt. Field Goals Made
6 vs. LIU (GP) (12/10/22)

Three-Pt. Field Goals Attempted
11 (3x), last at Villanova (3/4/23)

Free Throws Made
12 at DePaul (1/31/23)

Free Throws Attempted
14 at DePaul (1/31/23)

Rebounds
9 vs. Delaware St. (XL) (11/20/22)

Assists
3 (4x), last at St. John's (MSG) (2/25/23)

Steals
3 (2x), last at St. John's (MSG) (2/25/23)

Blocks
3 vs. Michigan State (N) (11/25/21)

Minutes
38 at DePaul (1/31/23)

Season Highs

Points
31 vs. St. John's (XL) (1/15/23)

Field Goals Made
9 vs. St. John's (XL) (1/15/23)

Field Goals Attempted
18 at St. John's (MSG) (2/25/23)

Three-Pt. Field Goals Made
6 vs. LIU (GP) (12/10/22)

Three-Pt. Field Goals Attempted
11 (3x), last at Villanova (3/4/23)

Free Throws Made
12 at DePaul (1/31/23)

Free Throws Attempted
14 at DePaul (1/31/23)

Rebounds
9 vs. Delaware St. (XL) (11/20/22)

Assists
3 (4x), last at St. John's (MSG) (2/25/23)

Steals
3 at St. John's (MSG) (2/25/23)

Blocks
2 (4x), last vs. Marquette (XL) (2/7/23)

Minutes
38 at DePaul (1/31/23)

Player Notes

- Had 2 points and 3 rebounds in season opener before suffering a hard fall with 11:00 elapsed and sitting out the rest of the game.
- Returned to action vs. UNCW and scored career-high 20 points.
- Scored career-high 26 points, including 5 three-pointers, vs. Oklahoma St.
- Had team-high 22 points and grabbed 7 rebounds in win over Villanova
- Had career-high 31 points vs. St. John's
- Had 28 points, 26 in the second half, including 5 three-pointers, vs. Xavier.
- Third straight 20-plus game with 5 rebounds at DePaul... missed a free throw, breaking a streak of 18 straight
- 13th 20-plus point game at Villanova
- 19 points, 4 rebounds vs. Providence at MSG

Career at UConn

- Named to 2021-22 BIG EAST All-Freshman Team
- Named to BIG EAST Weekly Honor Roll on Dec. 5, 2022
- Named First Team All-BIG EAST for 2022-23
- One of 5 finalists for Jerry West Shooting Guard of the Year award

Career Stats

HAWKINS, Jordan

SEASON	TEAM	GP-GS	MIN/AVG	Field Goals		3-Point		F-Throws		Rebounds				Scoring						
				FG-FGA	FG%	3FG-3FGA	3FG%	FT-FTA	FT%	OFF	DEF	TOT	AVG	PF-FO	A	TO	BLK	STL	PTS	AVG
2021-22	UConn	27-4	396/14.7	49-139	.353	27-81	.333	32-39	.821	12	41	53	2.0	28-0	14	26	9	9	157	5.8
2022-23	UConn	33-33	971/29.4	162-400	.405	95-251	.378	106-120	.883	34	91	125	3.8	76-1	43	45	17	24	525	15.9
TOTAL		60-37	1367/22.8	211-539	.391	122-332	.367	138-159	.868	46	132	178	3.0	104-1	57	71	26	33	682	11.4

2022-23 Game By Game

#24 HAWKINS, Jordan

Opponent	Date	GS	MIN	Total		3-Pointers		Free throws		Rebounds				PF	A	TO	BLK	STL	PTS	AVG	
				FG-FGA	PCT	3FG-3FGA	PCT	FT-FTA	PCT	OFF	DEF	TOT	AVG								
Stonehill	11/07/2022	*	08:43	0-4	.000	0-3	.000	0-0	.000	2	1	3	3.0	0	2	1	1	0	0	0.0	
UNCW	11/18/2022	*	24:35	7-13	.538	5-8	.625	1-2	.500	0	1	1	2.0	0	2	2	0	2	20	10.0	
Delaware St.	11/20/2022	*	27:55	4-13	.308	3-10	.300	0-0	.000	0	9	9	4.3	1	3	1	2	0	11	10.3	
vs Oregon	11/24/2022	*	27:19	6-16	.375	5-14	.357	1-1	1.000	1	1	2	3.8	2	1	1	1	1	18	12.3	
vs Alabama	11/25/2022	*	26:29	5-10	.500	3-6	.500	3-4	.750	0	2	2	3.4	4	1	2	0	0	16	13.0	
vs Iowa St.	11/27/2022	*	05:33	1-4	.250	0-3	.000	0-0	.000	0	0	0	2.8	4	0	1	0	1	2	11.2	
Oklahoma St.	12/01/2022	*	35:36	6-13	.462	5-9	.556	9-12	.750	1	1	2	2.7	2	1	0	1	0	26	13.3	
at Florida	12/07/2022	*	34:05	5-12	.417	2-6	.333	3-3	1.000	0	4	4	2.9	2	3	2	0	2	15	13.5	
LIU	12/10/2022	*	22:36	7-11	.636	6-9	.667	2-2	1.000	1	2	3	2.9	3	2	0	0	1	22	14.4	
at Butler	12/17/2022	*	26:20	5-13	.385	2-5	.400	0-1	.000	1	2	3	2.9	3	0	0	0	0	12	14.2	
Georgetown	12/20/2022	*	32:38	5-15	.333	3-9	.333	2-2	1.000	1	2	3	2.9	2	3	0	0	1	15	14.3	
Villanova	12/28/2022	*	33:26	6-14	.429	4-11	.364	6-7	.857	1	6	7	3.3	4	0	2	1	2	22	14.9	
at Xavier	12/31/2022	*	32:34	3-9	.333	1-5	.200	4-7	.571	0	5	5	3.4	4	2	3	0	2	11	14.6	
at Providence	01/04/2023	*	33:02	5-14	.357	2-7	.286	3-3	1.000	5	1	6	3.6	3	2	0	0	1	15	14.6	
Creighton	01/07/2023	*	34:43	4-13	.308	3-7	.429	6-6	1.000	0	1	1	3.4	3	1	0	2	2	17	14.8	
at Marquette	01/11/2023	*	30:16	1-8	.125	1-4	.250	5-5	1.000	2	4	6	3.6	0	1	2	1	1	8	14.4	
St. John's (NY)	01/15/2023	*	37:13	9-16	.563	4-9	.444	9-9	1.000	3	2	5	3.6	3	2	7	0	1	31	15.4	
at Seton Hall	01/18/2023	*	33:39	4-8	.500	3-6	.500	2-2	1.000	0	6	6	3.8	1	2	1	0	2	13	15.2	
Butler	01/22/2023	*	28:19	7-14	.500	2-8	.250	4-5	.800	0	6	6	3.9	0	0	0	0	0	20	15.5	
Xavier	01/25/2023	*	36:32	8-16	.500	5-10	.500	7-7	1.000	2	2	4	3.9	5	1	3	1	0	28	16.1	
at DePaul	01/31/2023	*	38:08	6-11	.545	2-4	.500	12-14	.857	1	4	5	4.0	2	1	1	1	0	26	16.6	
at Georgetown	02/04/2023	*	35:06	4-13	.308	2-7	.286	0-0	.000	2	0	2	3.9	3	0	3	2	0	10	16.3	
Marquette	02/07/2023	*	28:34	6-11	.545	5-8	.625	3-3	1.000	0	6	6	4.0	4	0	2	2	0	20	16.4	
at Creighton	02/11/2023	*	26:06	4-13	.308	2-7	.286	1-1	1.000	4	0	4	4.0	4	1	0	0	1	11	16.2	
Seton Hall	02/18/2023	*	35:08	7-17	.412	3-11	.273	3-3	1.000	1	4	5	4.0	2	2	1	0	0	20	16.4	
Providence	02/22/2023	*	29:51	7-14	.500	3-9	.333	3-3	1.000	1	5	6	4.1	1	2	4	0	0	20	16.5	
at St. John's (NY)	02/25/2023	*	34:00	6-18	.333	4-10	.400	4-4	1.000	0	2	2	4.0	3	3	2	1	3	20	16.6	
DePaul	03/01/2023	*	28:56	1-9	.111	1-6	.167	0-0	.000	1	1	2	3.9	0	0	0	1	0	3	16.1	
at Villanova	03/04/2023	*	32:25	7-17	.412	3-11	.273	7-8	.875	1	3	4	3.9	2	1	1	0	1	24	16.4	
vs Providence	03/09/2023	*	33:05	7-13	.538	3-9	.333	2-2	1.000	1	3	4	3.9	2	1	1	0	0	19	16.5	
vs Marquette	03/10/2023	*	30:29	2-11	.182	1-8	.125	0-0	.000	0	3	3	3.9	0	2	0	0	0	5	16.1	
vs Iona	03/17/2023	*	27:33	3-11	.273	3-7	.429	4-4	1.000	2	2	4	3.9	3	1	0	0	0	13	16.0	
vs Saint Mary's (CA)	03/19/2023	*	19:58	4-6	.667	4-5	.800	0-0	.000	0	2	2	3.8	4	0	2	0	0	12	15.9	
Totals			33	970:52	162-400	.405	95-251	.378	106-120	.883	34	91	125	3.8	76	43	45	17	24	525	15.9

Player Averages

Games Played	Minutes/game	Points/game	FG Pct	3FG Pct	FT Pct	Rebounds/game	Assists/game	Turnovers/game	Assist/Turnover ratio	Steals/game	Blocks/game
33	29.4	15.9	40.5	37.8	88.3	3.8	1.3	1.4	1.0	0.7	0.5



35 - Samson Johnson

6-10 • 215 • Sophomore • Forward • Lomé, Togo (The Patrick School)

Player Notes

- Made first start of his career in season opener and contributed 7 points and 3 rebounds in 16 minutes.
- Right foot stress reaction has caused him to miss 19 games after season opener
- Returned to action on 1/22 vs. Butler

Career at UConn

- High school teammate of UConn junior co-captain Adama Sanogo.
- Consensus Top 50 recruit.

Career Highs

Points

7 vs. Stonehill (XL) (11/7/22)

Field Goals Made

2 (4x), last vs. Stonehill (XL) (11/7/22)

Field Goals Attempted

5 vs. Grambling State (GP) (12/4/21)

Three-Pt. Field Goals Made

1 vs. Grambling State (GP) (12/4/21)

Three-Pt. Field Goals Attempted

2 vs. Coppin State (XL) 3(11/13/21)

Free Throws Made

3 vs. Stonehill (XL) (11/7/22)

Free Throws Attempted

3 vs. Stonehill (XL) (11/7/22)

Rebounds

6 vs. Grambling State (GP) (12/4/21)

Assists

1 vs. Butler (XL) (1/22/23)

Steals

1 (3x), last vs. DePaul (XL) (3/1/23)

Blocks

3 vs. Grambling State (GP) (12/4/21)

Minutes

20 vs. Grambling St. (GP) (12/4/21)

Season Highs

Points

7 vs. Stonehill (Grambling State (GP) (12/4/21)

Field Goals Made

2 vs. Stonehill (XL) (11/7/22)

Field Goals Attempted

4 vs. Butler (XL) (1/22/23)

Three-Pt. Field Goals Made

--

Three-Pt. Field Goals Attempted

1 (2x), last at DePaul (1/31/23)

Free Throws Made

3 vs. Stonehill (XL) (11/7/22)

Free Throws Attempted

3 vs. Stonehill (XL) (11/7/22)

Rebounds

3 vs. Stonehill (XL) (11/7/22)

Assists

1 vs. Butler (XL) (1/22/23)

Steals

1 (2x), last vs. DePaul (XL) (3/1/23)

Blocks

--

Minutes

16 vs. Stonehill (XL) (11/7/22)

Career Stats

JOHNSON, Samson

		Field Goals		3-Point		F-Throws		Rebounds				Scoring								
SEASON	TEAM	GP-GS	MIN/AVG	FG-FGA	FG%	3FG-3FGA	3FG%	FT-FTA	FT%	OFF	DEF	TOT	AVG	PF-FO	A	TO	BLK	STL	PTS	AVG
2021-22	UConn	13-0	69/5.3	10-18	.556	1-5	.200	1-2	.500	8	6	14	1.1	15-0	0	2	3	1	22	1.7
2022-23	UConn	8-1	40/5.0	4-8	.500	0-2	.000	3-3	1.000	5	2	7	0.9	5-0	1	2	0	2	11	1.4
TOTAL		21-1	109/5.2	14-26	.538	1-7	.143	4-5	.800	13	8	21	1.0	20-0	1	4	3	3	33	1.6

2021-22 Game By Game

#35 JOHNSON, Samson

Opponent	Date	GS	MIN	Total		3-Pointers		Free throws		Rebounds				PF	A	TO	BLK	STL	PTS	AVG
				FG-FGA	PCT	3FG-3FGA	PCT	FT-FTA	PCT	OFF	DEF	TOT	AVG							
Stonehill	11/07/2022	*	16:19	2-2	1.000	0-0	.000	3-3	1.000	2	1	3	3.0	4	0	0	0	0	7	7.0
Butler	01/22/2023		06:30	1-4	.250	0-1	.000	0-0	.000	2	0	2	2.5	0	1	1	0	0	2	4.5
at DePaul	01/31/2023		05:14	1-2	.500	0-1	.000	0-0	.000	1	0	1	2.0	0	0	1	0	1	2	3.7
at Georgetown	02/04/2023		02:20	0-0	.000	0-0	.000	0-0	.000	0	0	0	1.5	0	0	0	0	0	0	2.8
DePaul	03/01/2023		07:09	0-0	.000	0-0	.000	0-0	.000	0	1	1	1.4	1	0	0	0	1	0	2.2
at Villanova	03/04/2023		00:10	0-0	.000	0-0	.000	0-0	.000	0	0	0	1.2	0	0	0	0	0	0	1.8
vs Iona	03/17/2023		01:27	0-0	.000	0-0	.000	0-0	.000	0	0	0	1.0	0	0	0	0	0	0	1.6
vs Saint Mary's (CA)	03/19/2023		01:11	0-0	.000	0-0	.000	0-0	.000	0	0	0	0.9	0	0	0	0	0	0	1.4
Totals			1 40:19	4-8	.500	0-2	.000	3-3	1.000	5	2	7	0.9	5	1	2	0	2	11	1.4

Player Averages

Games Played	Minutes/ game	Points/ game	FG Pct	3FG Pct	FT Pct	Rebounds/ game	Assists/ game	Turnovers/ game	Assist/Turnover ratio	Steals/ game	Blocks/ game
8	5.0	1.4	50.0	0.0	100.0	0.9	0.1	0.3	0.5	0.3	0.0



11 - Alex Karaban

6-8 • 210 • R-Freshman • Forward • Southborough, Mass. (IMG Academy)

Career Highs

Points
19 vs. LIU (GP) (12/10/22)

Field Goals Made
7 (2x), last vs. Providence (GP) (2/22/23)

Field Goals Attempted
12 vs. Providence (GP) (2/22/23)

Three-Pt. Field Goals Made
3 (8x), last vs. Marquette (XL) (2/7/23)

Three-Pt. Field Goals Attempted
8 at Xavier (12/31/22)

Free Throws Made
4 vs. St. John's (XL) (1/15/23)

Free Throws Attempted
5 (2x), last vs. St. John's (XL) (1/15/23)

Rebounds
8 (2x), last vs. Providence (GP) (2/22/23)

Assists
5 at DePaul (1/31/23)

Steals
2 (2x), last vs. Seton Hall (GP) (2/18/23)

Blocks
3 (2x), last at Villanova (3/4/23)

Minutes
38 vs. Iowa St. (N) (11/27/22)

Season Highs

Points
19 vs. LIU (GP) (12/10/22)

Field Goals Made
7 (2x), last vs. Providence (GP) (2/22/23)

Field Goals Attempted
12 vs. Providence (GP) (2/22/23)

Three-Pt. Field Goals Made
3 (8x), last vs. Marquette (XL) (2/7/23)

Three-Pt. Field Goals Attempted
8 at Xavier (12/31/22)

Free Throws Made
4 vs. St. John's (XL) (1/15/23)

Free Throws Attempted
5 (2x), last vs. St. John's (XL) (1/15/23)

Rebounds
8 (2x), last vs. Providence (GP) (2/22/23)

Assists
5 at DePaul (1/31/23)

Steals
2 (2x), last vs. Seton Hall (GP) (2/18/23)

Blocks
3 (2x), last at Villanova (3/4/23)

Minutes
38 vs. Iowa St. (N) (11/27/22)

Player Notes

- In his college debut, came off the bench to play just shy of 30 minutes, recorded 13 points, 4 rebounds and 3 assists in the win over Stonehill.
- Had career-highs of 19 points, 8 rebounds vs. LIU
- Had 15 points, 6 rebounds vs. Villanova
- Had 17 points, 7 rebounds at Marquette
- Had 16 points, 5 rebounds vs. St. John's, 15 points, 5 rebounds vs. Butler
- Two 3-pointers in final 3:00 clinched win at Georgetown
- Had 16 points, 6 rebounds, 4 assists, 3 blocked shots at Villanova

Career at UConn

- Joined Huskies in second semester of 2021-22 as a redshirt. Practiced with team through second semester.
- Named to 2022 PKI All-Tournament Team
- Named to BIG EAST All-Freshman Team (unanimous pick)
- Named BIG EAST Freshman of the Week six times

Career Stats

KARABAN, Alex

SEASON	TEAM	GP-GS	MIN/AVG	FG-FGA	FG%	3FG-3FGA	3FG%	FT-FTA	FT%	OFF	DEF	TOT	AVG	PF-FO	A	TO	BLK	STL	PTS	AVG
2022-23	UConn	35-34	1015/29.0	116-246	.472	61-149	.409	35-42	.833	55	96	151	4.3	84-1	62	39	23	18	328	9.4
TOTAL		35-34	1015/29.0	116-246	.472	61-149	.409	35-42	.833	55	96	151	4.3	84-1	62	39	23	18	328	9.4

2022-23 Game By Game

#11 KARABAN, Alex

Opponent	Date	GS	MIN	Total		3-Pointers		Free throws		Rebounds				PF	A	TO	BLK	STL	PTS	AVG	
				FG-FGA	PCT	3FG-3FGA	PCT	FT-FTA	PCT	OFF	DEF	TOT	AVG								
Stonehill	11/07/2022		29:35	4-10	.400	2-7	.286	3-4	.750	2	2	4	4.0	2	3	1	0	1	13	13.0	
Boston U.	11/11/2022	*	23:50	3-5	.600	1-3	.333	3-5	.600	2	2	4	4.0	3	4	0	0	1	10	11.5	
Buffalo	11/15/2022	*	32:56	4-8	.500	1-4	.250	1-2	.500	2	2	4	4.0	1	1	3	3	0	10	11.0	
UNCW	11/18/2022	*	30:41	3-6	.500	3-6	.500	3-4	.750	1	4	5	4.3	1	2	1	1	0	12	11.3	
Delaware St.	11/20/2022	*	22:15	3-5	.600	1-2	.500	3-3	1.000	0	1	1	3.6	4	2	1	0	0	10	11.0	
vs Oregon	11/24/2022	*	24:58	2-5	.400	2-4	.500	0-0	.000	0	3	3	3.5	3	0	2	1	0	6	10.2	
vs Alabama	11/25/2022	*	27:19	4-7	.571	2-3	.667	2-2	1.000	2	1	3	3.4	3	4	1	1	1	12	10.4	
vs Iowa St.	11/27/2022	*	37:50	4-10	.400	2-6	.333	0-0	.000	3	1	4	3.5	1	1	2	0	0	10	10.4	
Oklahoma St.	12/01/2022	*	36:49	1-4	.250	0-3	.000	2-2	1.000	0	6	6	3.8	4	1	1	1	1	4	9.7	
at Florida	12/07/2022	*	11:46	1-3	.333	1-2	.500	0-0	.000	0	1	1	3.5	4	1	1	0	0	3	9.0	
LIU	12/10/2022	*	20:57	7-9	.778	3-5	.600	2-2	1.000	3	5	8	3.9	2	2	1	1	0	19	9.9	
at Butler	12/17/2022	*	29:01	2-10	.200	1-7	.143	0-0	.000	3	3	6	4.1	0	2	2	0	0	5	9.5	
Georgetown	12/20/2022	*	22:14	3-6	.500	2-5	.400	0-0	.000	0	0	0	3.8	2	1	0	0	1	8	9.4	
Villanova	12/28/2022	*	33:09	5-9	.556	3-7	.429	2-2	1.000	2	4	6	3.9	3	1	1	1	2	15	9.8	
at Xavier	12/31/2022	*	20:18	2-9	.222	2-8	.250	0-0	.000	3	2	5	4.0	5	1	0	0	0	6	9.5	
at Providence	01/04/2023	*	29:19	4-6	.667	3-5	.600	0-0	.000	2	3	5	4.1	4	1	3	0	0	11	9.6	
Creighton	01/07/2023	*	32:34	1-3	.333	0-1	.000	0-0	.000	3	0	3	4.0	2	2	0	1	0	2	9.2	
at Marquette	01/11/2023	*	33:54	6-11	.545	2-5	.400	3-3	1.000	3	4	7	4.2	3	1	0	1	0	17	9.6	
St. John's (NY)	01/15/2023	*	37:10	5-11	.455	2-7	.286	4-5	.800	2	3	5	4.2	4	1	0	0	0	16	9.9	
at Seton Hall	01/18/2023	*	32:40	3-9	.333	3-7	.429	0-0	.000	1	2	3	4.2	1	2	2	0	1	9	9.9	
Butler	01/22/2023	*	30:27	5-9	.556	3-4	.750	2-2	1.000	1	4	5	4.2	1	1	0	0	1	15	10.1	
Xavier	01/25/2023	*	35:15	2-5	.400	1-3	.333	0-1	.000	1	2	3	4.1	1	1	0	0	1	5	9.9	
at DePaul	01/31/2023	*	20:25	1-3	.333	0-1	.000	2-2	1.000	0	4	4	4.1	4	5	1	1	0	4	9.7	
at Georgetown	02/04/2023	*	28:36	4-10	.400	3-7	.429	0-0	.000	2	2	4	4.1	0	4	1	1	1	11	9.7	
Marquette	02/07/2023	*	35:53	5-6	.833	3-4	.750	0-0	.000	1	3	4	4.1	1	2	2	0	1	13	9.8	
at Creighton	02/11/2023	*	34:36	2-5	.400	1-3	.333	0-0	.000	2	3	5	4.2	2	1	1	0	0	5	9.7	
Seton Hall	02/18/2023	*	30:33	2-7	.286	1-2	.500	0-0	.000	3	1	4	4.1	2	1	2	2	2	5	9.5	
Providence	02/22/2023	*	30:07	7-12	.583	2-4	.500	0-0	.000	2	6	8	4.3	3	2	1	0	1	16	9.7	
at St. John's (NY)	02/25/2023	*	18:09	1-5	.200	0-3	.000	0-0	.000	1	4	5	4.3	4	0	2	1	1	2	9.4	
DePaul	03/01/2023	*	28:44	4-9	.444	2-4	.500	1-1	1.000	2	4	6	4.4	1	4	2	2	1	11	9.5	
at Villanova	03/04/2023	*	33:33	6-8	.750	2-4	.500	2-2	1.000	1	5	6	4.4	2	4	1	3	1	16	9.7	
vs Providence	03/09/2023	*	21:41	3-6	.500	2-4	.500	0-0	.000	1	0	1	4.3	4	0	1	1	0	8	9.7	
vs Marquette	03/10/2023	*	34:53	4-5	.800	2-2	1.000	0-0	.000	1	4	5	4.3	3	1	1	0	0	10	9.7	
vs Iona	03/17/2023	*	30:41	2-5	.400	2-4	.500	0-0	.000	2	2	4	4.3	4	3	1	1	0	6	9.6	
vs Saint Mary's (CA)	03/19/2023	*	32:12	1-5	.200	1-3	.333	0-0	.000	1	3	4	4.3	0	0	1	0	0	3	9.4	
Totals			34	1014:57	116-246	.472	61-149	.409	35-42	.833	55	96	151	4.3	84	62	39	23	18	328	9.4

Player Averages

Games Played	Minutes/game	Points/game	FG Pct	3FG Pct	FT Pct	Rebounds/game	Assists/game	Turnovers/game	Assist/Turnover ratio	Steals/game	Blocks/game
35	29.0	9.4	47.2	40.9	83.3	4.3	1.8	1.1	1.6	0.5	0.7



32 - Donovan Clingan

7-2 • 265 • Freshman • Center • Bristol, Conn. (Bristol Central HS)

Player Notes

- Made an impact in his debut in the season opener with 9 pts, 7 rebs, and 4 blocks in just over 18 minutes against Stonehill.
- First career double-double with 15 points, 10 rebounds vs. Iowa State
- Equaled career-high with 16 points and added 8 rebounds at Florida
- Career-high 21 points on 10-of-10 shooting, and 11 rebounds vs. LIU
- Second 20-point game with 20 points, 10 rebounds at Marquette
- Equaled season-high with 5 blocks vs. St. John's at MSG
- Scored 12 pts, grabbed 9 reb, blocked 2 shots in NCAA game vs. Iona

Career at UConn

- Two-time Connecticut State High School Player of the Year.
- Named MVP of 2022 PKI Tournament after double-double in championship game
- Named to BIG EAST All-Freshman Team
- Named BIG EAST Freshman of the Week twice

Career Highs

Points
21 vs. LIU (GP) (12/10/22)

Field Goals Made
10 vs. LIU (GP) (12/10/22)

Field Goals Attempted
11 at Marquette (1/11/23)

Three-Pt. Field Goals Made
--

Three-Pt. Field Goals Attempted
1 vs. Oregon (N) (11/24/22)

Free Throws Made
5 vs. Iowa St. (N) (11/27/22)

Free Throws Attempted
8 at Providence (1/4/23)

Rebounds
11 (2x), last at Providence (1/4/23)

Assists
2 (3x), last at Georgetown (2/4/23)

Steals
2 (3x), last at Marquette (1/11/23)

Blocks
5 (2x), last at St. John's (MSG) (2/25/23)

Minutes
21 (2x), last at Marquette (1/11/23)

Season Highs

Points
21 vs. LIU (GP) (12/10/22)

Field Goals Made
10 vs. LIU (GP) (12/10/22)

Field Goals Attempted
11 at Marquette (1/11/23)

Three-Pt. Field Goals Made
--

Three-Pt. Field Goals Attempted
1 vs. Oregon (N) (11/24/22)

Free Throws Made
5 vs. Iowa St. (N) (11/27/22)

Free Throws Attempted
8 at Providence (1/4/23)

Rebounds
11 (2x), last at Providence (1/4/23)

Assists
2 (3x), last at Georgetown (2/4/23)

Steals
2 (3x), last at Marquette (1/11/23)

Blocks
5 (2x), last at St. John's (MSG) (2/25/23)

Minutes
21 (2x), last at Marquette (1/11/23)

Career Stats

CLINGAN, Donovan

SEASON	TEAM	GP-GS	MIN/AVG	FG-FGA	FG%	3FG-3FGA	3FG%	FT-FTA	FT%	OFF	DEF	TOT	AVG	PF-FO	A	TO	BLK	STL	PTS	PTS	AVG
2022-23	UConn	35-0	462/13.2	103-157	.656	0-1	.000	44-83	.530	81	122	203	5.8	65-0	17	36	64	14	250	7.1	
TOTAL		35-0	462/13.2	103-157	.656	0-1	.000	44-83	.530	81	122	203	5.8	65-0	17	36	64	14	250	7.1	

2022-23 Game By Game

#32 CLINGAN, Donovan

Opponent	Date	GS	MIN	Total			3-Pointers			Free throws		Rebounds			PF	A	TO	BLK	STL	PTS	AVG
				FG-FGA	PCT	3FG-3FGA	PCT	FT-FTA	PCT	OFF	DEF	TOT	AVG								
Stonehill	11/07/2022		18:28	4-6	.667	0-0	.000	1-2	.500	3	4	7	7.0	3	0	2	4	0	9	9.0	
Boston U.	11/11/2022		11:57	3-5	.600	0-0	.000	4-6	.667	4	2	6	6.5	2	1	1	2	0	10	9.5	
Buffalo	11/15/2022		18:26	5-5	1.000	0-0	.000	1-2	.500	3	5	8	7.0	3	0	2	2	1	11	10.0	
UNCW	11/18/2022		12:09	1-1	1.000	0-0	.000	0-0	.000	1	5	6	6.8	2	0	1	2	0	2	8.0	
Delaware St.	11/20/2022		16:05	7-9	.778	0-0	.000	2-5	.400	2	3	5	6.4	1	0	0	3	2	16	9.6	
vs Oregon	11/24/2022		19:09	4-10	.400	0-1	.000	1-3	.333	4	4	8	6.7	3	2	0	4	2	9	9.5	
vs Alabama	11/25/2022		10:47	2-2	1.000	0-0	.000	0-0	.000	1	4	5	6.4	2	0	1	1	1	4	8.7	
vs Iowa St.	11/27/2022		18:28	5-6	.833	0-0	.000	5-7	.714	4	6	10	6.9	2	0	1	0	0	15	9.5	
Oklahoma St.	12/01/2022		07:13	0-2	.000	0-0	.000	2-4	.500	2	0	2	6.3	2	0	0	0	0	2	8.7	
at Florida	12/07/2022		19:26	8-9	.889	0-0	.000	0-0	.000	3	5	8	6.5	3	0	1	3	1	16	9.4	
LIU	12/10/2022		15:17	10-10	1.000	0-0	.000	1-3	.333	4	7	11	6.9	0	0	0	2	1	21	10.5	
at Butler	12/17/2022		09:10	2-2	1.000	0-0	.000	0-0	.000	2	6	8	7.0	2	1	3	1	0	4	9.9	
Georgetown	12/20/2022		09:27	1-2	.500	0-0	.000	0-0	.000	0	4	4	6.8	2	1	1	2	0	2	9.3	
Villanova	12/28/2022		13:59	2-4	.500	0-0	.000	2-2	1.000	0	1	1	6.4	0	0	0	1	0	6	9.1	
at Xavier	12/31/2022		07:05	2-3	.667	0-0	.000	0-0	.000	0	2	2	6.1	0	2	1	1	0	4	8.7	
at Providence	01/04/2023		20:43	4-4	1.000	0-0	.000	4-8	.500	2	9	11	6.4	4	0	1	4	1	12	8.9	
Creighton	01/07/2023		07:49	1-3	.333	0-0	.000	2-3	.667	2	1	3	6.2	3	0	0	2	0	4	8.6	
at Marquette	01/11/2023		21:06	8-11	.727	0-0	.000	4-6	.667	3	7	10	6.4	2	0	1	5	2	20	9.3	
St. John's (NY)	01/15/2023		09:08	0-0	.000	0-0	.000	0-0	.000	0	5	5	6.3	4	0	3	1	0	0	8.8	
at Seton Hall	01/18/2023		11:30	3-8	.375	0-0	.000	1-2	.500	3	3	6	6.3	4	0	3	2	0	7	8.7	
Butler	01/22/2023		13:59	2-2	1.000	0-0	.000	0-4	.000	2	2	4	6.2	0	1	1	0	1	4	8.5	
Xavier	01/25/2023		06:49	1-2	.500	0-0	.000	0-2	.000	1	2	3	6.0	2	0	1	1	0	2	8.2	
at DePaul	01/31/2023		19:12	1-2	.500	0-0	.000	3-4	.750	5	4	9	6.2	2	0	0	3	0	5	8.0	
at Georgetown	02/04/2023		10:46	1-3	.333	0-0	.000	0-0	.000	1	1	2	6.2	2	2	0	1	0	2	7.8	
Marquette	02/07/2023		10:09	1-3	.333	0-0	.000	2-5	.400	7	1	8	6.1	0	1	0	1	0	4	7.6	
at Creighton	02/11/2023		07:12	2-5	.400	0-0	.000	0-0	.000	4	3	7	6.1	1	0	2	1	0	4	7.5	
Seton Hall	02/18/2023		15:02	3-4	.750	0-0	.000	0-2	.000	3	3	6	6.1	1	0	3	1	0	6	7.4	
Providence	02/22/2023		12:21	2-5	.400	0-0	.000	3-4	.750	2	1	3	6.0	2	1	1	1	0	7	7.4	
at St. John's (NY)	02/25/2023		13:24	4-7	.571	0-0	.000	1-2	.500	5	1	6	6.0	3	1	1	5	1	9	7.5	
DePaul	03/01/2023		14:24	5-8	.625	0-0	.000	0-0	.000	2	2	4	5.9	4	0	2	1	0	10	7.6	
at Villanova	03/04/2023		12:35	0-0	.000	0-0	.000	0-0	.000	0	2	2	5.8	2	0	0	0	1	0	7.3	
vs Providence	03/09/2023		12:45	0-2	.000	0-0	.000	0-0	.000	1	3	4	5.8	0	1	1	1	0	0	7.1	
vs Marquette	03/10/2023		09:41	2-3	.667	0-0	.000	3-4	.750	3	2	5	5.7	1	0	1	1	0	7	7.1	
vs Iona	03/17/2023		13:47	5-7	.714	0-0	.000	2-3	.667	2	7	9	5.8	0	1	1	2	0	12	7.2	
vs Saint Mary's (CA)	03/19/2023		12:22	2-2	1.000	0-0	.000	0-0	.000	0	5	5	5.8	1	2	0	3	0	4	7.1	
Totals			0	461:49	103-157	.656	0-1	.000	44-83	.530	81	122	203	5.8	65	17	36	64	14	250	7.1

Player Averages

Games Played	Minutes/game	Points/game	FG Pct	3FG Pct	FT Pct	Rebounds/game	Assists/game	Turnovers/game	Assist/Turnover ratio	Steals/game	Blocks/game
35	13.2	7.1	65.6	0.0	53.0	5.8	0.5	1.0	0.5	0.4	1.8



33 - Apostolos Roumoglou

6-7 • 205 • Freshman • Guard • Xanthi, Greece (Arion, Xanthi)

Career Highs

Points
2 (2x), last vs. Boston U. (GP) (11/11/22)

Field Goals Made
1 vs. Boston U. (GP) (11/11/22)

Field Goals Attempted
2 vs. Boston U. (GP) (11/11/22)

Three-Pt. Field Goals Made
--

Three-Pt. Field Goals Attempted
--

Free Throws Made
2 vs. Stonehill (XL) (11/7/22)

Free Throws Attempted
2 vs. Stonehill (XL) (11/7/22)

Rebounds
2 vs. LIU (GP) (12/10/22)

Assists
1 vs. LIU (GP) (12/10/22)

Steals
1 vs. LIU (GP) (12/10/22)

Blocks
--

Minutes
3.5 vs. LIU (GP) (12/10/22)

Season Highs

Points
2 (2x), last vs. Boston U. (GP) (11/11/22)

Field Goals Made
1 vs. Boston U. (GP) (11/11/22)

Field Goals Attempted
2 vs. Boston U. (GP) (11/11/22)

Three-Pt. Field Goals Made
--

Three-Pt. Field Goals Attempted
--

Free Throws Made
2 vs. Stonehill (XL) (11/7/22)

Free Throws Attempted
2 vs. Stonehill (XL) (11/7/22)

Rebounds
2 vs. LIU (GP) (12/10/22)

Assists
1 vs. LIU (GP) (12/10/22)

Steals
1 vs. LIU (GP) (12/10/22)

Blocks
--

Minutes
3.5 vs. LIU (GP) (12/10/22)

Player Notes (2022-23)

- Made college debut in season opener against Stonehill, hit 2 free throws and grabbed 1 rebound.
- Scored first field goal in win over Boston University
- Saw playing time vs. Buffalo, UNCW, Delaware St., Oregon, Alabama, Florida
- Had 2 rebounds, 1 assist and 1 steal vs. LIU
- Saw first BIG EAST action against St. John's
- Logged playing time vs. DePaul
- Saw NCAA tourney action vs. Iona, Saint Mary's

Career at UConn

- Late arrival to UConn in early September

Career Stats

ROUMOGLOU, Apostolos

SEASON	TEAM	GP-GS	MIN	AVG	FG-FGA	FG%	3FG-3FGA	3FG%	FT-FTA	FT%	OFF	DEF	TOT	AVG	PF	A	TO	BLK	STL	PTS	AVG
2022-23	UConn	16-0	24	1.5	1-5	.200	0-1	.000	2-3	.667	1	5	6	0.4	4-0	1	2	0	1	4	0.3
TOTAL		16-0	24	1.5	1-5	.200	0-1	.000	2-3	.667	1	5	6	0.4	4-0	1	2	0	1	4	0.3

2022-23 Game By Game

#33 ROUMOGLOU, Apostolos

Opponent	Date	GS	MIN	Total		3-Pointers		Free throws		Rebounds				PF	A	TO	BLK	STL	PTS	AVG
				FG-FGA	PCT	3FG-3FGA	PCT	FT-FTA	PCT	OFF	DEF	TOT	AVG							
Stonehill	11/07/2022		01:28	0-0	.000	0-0	.000	2-2	1.000	1	0	1	1.0	0	0	0	0	0	2	2.0
Boston U.	11/11/2022		02:21	1-2	.500	0-0	.000	0-0	.000	0	1	1	1.0	0	0	0	0	0	2	2.0
Buffalo	11/15/2022		00:35	0-0	.000	0-0	.000	0-0	.000	0	0	0	0.7	0	0	0	0	0	1.3	
UNCW	11/18/2022		02:23	0-0	.000	0-0	.000	0-0	.000	0	0	0	0.5	0	0	1	0	0	1.0	
Delaware St.	11/20/2022		02:16	0-0	.000	0-0	.000	0-0	.000	0	0	0	0.4	1	0	0	0	0	0.8	
vs Oregon	11/24/2022		01:56	0-0	.000	0-0	.000	0-0	.000	0	1	1	0.5	0	0	1	0	0	0.7	
vs Alabama	11/25/2022		00:29	0-0	.000	0-0	.000	0-0	.000	0	0	0	0.4	0	0	0	0	0	0.6	
at Florida	12/07/2022		00:45	0-0	.000	0-0	.000	0-0	.000	0	0	0	0.4	1	0	0	0	0	0.5	
LIU	12/10/2022		03:24	0-0	.000	0-0	.000	0-0	.000	0	2	2	0.6	1	1	0	0	1	0.4	
St. John's (NY)	01/15/2023		00:57	0-0	.000	0-0	.000	0-0	.000	0	0	0	0.5	0	0	0	0	0	0.4	
Butler	01/22/2023		02:36	0-1	.000	0-0	.000	0-0	.000	0	0	0	0.5	1	0	0	0	0	0.4	
at DePaul	01/31/2023		00:26	0-0	.000	0-0	.000	0-0	.000	0	0	0	0.4	0	0	0	0	0	0.3	
DePaul	03/01/2023		02:05	0-2	.000	0-1	.000	0-0	.000	0	0	0	0.4	0	0	0	0	0	0.3	
at Villanova	03/04/2023		00:10	0-0	.000	0-0	.000	0-0	.000	0	0	0	0.4	0	0	0	0	0	0.3	
vs Iona	03/17/2023		01:34	0-0	.000	0-0	.000	0-0	.000	0	0	0	0.3	0	0	0	0	0	0.3	
vs Saint Mary's (CA)	03/19/2023		00:36	0-0	.000	0-0	.000	0-1	.000	0	1	1	0.4	0	0	0	0	0	0.3	
Totals		0	24:01	1-5	.200	0-1	.000	2-3	.667	1	5	6	0.4	4	1	2	0	1	4	0.3

Player Averages

Games Played	Minutes/game	Points/game	FG Pct	3FG Pct	FT Pct	Rebounds/game	Assists/game	Turnovers/game	Assist/Turnover ratio	Steals/game	Blocks/game
16	1.5	0.3	20.0	0.0	66.7	0.4	0.1	0.1	0.5	0.1	0.0



30 - Yarín Hassón

6-9 • 180 • Freshman • Forward • Gan Yavne, Israel (Gimnasia Realit)

Player Notes (2022-23)

- Made first college appearance in season-opening win against Stonehill and had 1 blocked shot.
- Saw action against Boston University.
- Had first shot attempt, a three-pointer, vs. Delaware St.
- Saw action vs. LIU
- Saw first BIG EAST action vs. Butler
- Appeared in NCAA Tourney games vs. Iona, Saint Mary's

Career at UConn

- Fifth player from Israel to play for UConn.
- Member of Israeli U18 National Team

Career Highs

Points
--

Field Goals Made
--

Field Goals Attempted
1 (2x) last vs. Butler (XL) (1/22/23)

Three-Pt. Field Goals Made
--

Three-Pt. Field Goals Attempted
1 vs. Delaware St. (XL) (11/20/22)

Free Throws Made
--

Free Throws Attempted
--

Rebounds
1 vs. Butler (XL) (1/22/23)

Assists
--

Steals
--

Blocks
1 vs. Stonehill (XL) (11/7/22)

Minutes
1.5 vs. Stonehill (XL) (11/7/22)

Season Highs

Points
--

Field Goals Made
--

Field Goals Attempted
1 (2x) last vs. Butler (XL) (1/22/23)

Three-Pt. Field Goals Made
--

Three-Pt. Field Goals Attempted
1 vs. Delaware St. (XL) (11/20/22)

Free Throws Made
--

Free Throws Attempted
--

Rebounds
1 vs. Butler (XL) (1/22/23)

Assists
--

Steals
--

Blocks
1 vs. Stonehill (XL) (11/7/22)

Minutes
1.5 vs. Stonehill (XL) (11/7/22)

Career Stats

HASSON, Yarín

		Field Goals		3-Point		F-Throws		Rebounds				Scoring								
SEASON	TEAM	GP-GS	MIN/AVG	FG-FGA	FG%	3FG-3FGA	3FG%	FT-FTA	FT%	OFF	DEF	TOT	AVG	PF-FO	A	TO	BLK	STL	PTS	AVG
2022-23	UConn	9-0	10/1.1	0-2	.000	0-1	.000	0-0	.000	1	0	1	0.1	3-0	0	0	1	0	0	0.0
TOTAL		9-0	10/1.1	0-2	.000	0-1	.000	0-0	.000	1	0	1	0.1	3-0	0	0	1	0	0	0.0

2022-23 Game By Game

#30 HASSON, Yarín

Opponent	Date	GS	MIN	Total		3-Pointers		Free throws		Rebounds				PF	A	TO	BLK	STL	PTS	AVG
				FG-FGA	PCT	3FG-3FGA	PCT	FT-FTA	PCT	OFF	DEF	TOT	AVG							
Stonehill	11/07/2022		01:23	0-0	.000	0-0	.000	0-0	.000	0	0	0	0.0	1	0	0	1	0	0	0.0
Boston U.	11/11/2022		01:00	0-0	.000	0-0	.000	0-0	.000	0	0	0	0.0	1	0	0	0	0	0	0.0
UNCW	11/18/2022		00:58	0-0	.000	0-0	.000	0-0	.000	0	0	0	0.0	0	0	0	0	0	0	0.0
Delaware St.	11/20/2022		00:54	0-1	.000	0-1	.000	0-0	.000	0	0	0	0.0	0	0	0	0	0	0	0.0
vs Oregon	11/24/2022		00:52	0-0	.000	0-0	.000	0-0	.000	0	0	0	0.0	0	0	0	0	0	0	0.0
LIU	12/10/2022		02:15	0-0	.000	0-0	.000	0-0	.000	0	0	0	0.0	1	0	0	0	0	0	0.0
Butler	01/22/2023		00:46	0-1	.000	0-0	.000	0-0	.000	1	0	1	0.1	0	0	0	0	0	0	0.0
vs Iona	03/17/2023		00:53	0-0	.000	0-0	.000	0-0	.000	0	0	0	0.1	0	0	0	0	0	0	0.0
vs Saint Mary's (CA)	03/19/2023		00:36	0-0	.000	0-0	.000	0-0	.000	0	0	0	0.1	0	0	0	0	0	0	0.0
Totals			09:36	0-2	.000	0-1	.000	0-0	.000	1	0	1	0.1	3	0	0	1	0	0	0.0

Player Averages

Games Played	Minutes/game	Points/game	FG Pct	3FG Pct	FT Pct	Rebounds/game	Assists/game	Turnovers/game	Assist/Turnover ratio	Steals/game	Blocks/game
9	1.1	0.0	0.0	0.0	0.0	0.1	0.0	0.0	0.0	0.0	0.1

(1 steal)



20 - Andrew Hurley

6-1 • 170 • Junior • Guard • Glastonbury, Conn. (East Catholic HS)

Player Notes (2022-23)

- Made appearance in season-opening win over Stonehill, attempted one 3-pointer
- Saw action against Boston University
- Had shot attempt vs. Delaware St.
- Scored first points of season on steal and breakaway layup vs. LIU
- Saw first BIG EAST action of season vs. Butler
- Saw playing time vs. DePaul, grabbing 1 rebound
- Logged playing time in NCAA tourney vs. Iona and Saint Mary's (1 steal)

Career at UConn

- Named to 2020-21 BIG EAST All-Academic Team.
- Took 1 shot as a freshman and hit a three-pointer vs. DePaul in BIG EAST Tournament.

Career Highs

Points
3 vs. DePaul (MSG) (3/11/21)

Field Goals Made
1 (2x), last vs. LIU (GP) (12/10/22)

Field Goals Attempted
1 (6x), last vs. DePaul (XL) (3/1/23)

Three-Pt. Field Goals Made
1 vs. DePaul (MSG) (3/11/21)

Three-Pt. Field Goals Attempted
1 (3x), last vs. Stonehill (XL) (11/7/22)

Free Throws Made
--

Free Throws Attempted
--

Rebounds
1 (3x), last vs. DePaul (XL) (3/1/23)

Assists
--

Steals
1 vs. LIU (GP) (12/10/22)

Blocks
--

Minutes
3 (3x), last vs. LIU (GP) (12/10/22)

Season Highs

Points
2 vs. LIU (GP) (12/10/22)

Field Goals Made
1 vs. LIU (GP) (12/10/22)

Field Goals Attempted
1 (4x), last vs. DePaul (XL) (3/1/23)

Three-Pt. Field Goals Made
--

Three-Pt. Field Goals Attempted
1 vs. Stonehill (XL) (11/7/22)

Free Throws Made
--

Free Throws Attempted
--

Rebounds
1 vs. DePaul (XL) (3/1/23)

Assists
--

Steals
1 vs. LIU (GP) (12/10/22)

Blocks
--

Minutes
3 vs. LIU (GP) (12/10/22)

Career Stats

HURLEY, Andrew

				Field Goals		3-Point		F-Throws		Rebounds				Scoring					
SEASON	TEAM	GP-GS	MIN/AVG	FG-FGA	FG%	3FG-3FGA	3FG%	FT-FTA	FT%	OFF	DEF	TOT	AVG	PF-FO	A TO BLK	STL	PTS	AVG	
2020-21	UConn	4-0	6/1.4	1-1	1.000	1-1	1.000	0-0	.000	0	0	0	0.0	0-0	0	0	0	3	0.8
2021-22	UConn	6-0	11/1.8	0-2	.000	0-2	.000	0-0	.000	0	2	2	0.3	1-0	0	0	0	0	0.0
2022-23	UConn	11-0	15/1.4	1-5	.200	0-1	.000	0-0	.000	0	1	1	0.1	1-0	0	2	0	2	0.2
TOTAL		21-0	31/1.5	2-8	.250	1-4	.250	0-0	.000	0	3	3	0.1	2-0	0	2	0	5	0.2

2022-23 Game By Game

#20 HURLEY, Andrew

Opponent	Date	GS	MIN	Total		3-Pointers		Free throws		Rebounds				PF A TO BLK STL				PTS	AVG		
				FG-FGA	PCT	3FG-3FGA	PCT	FT-FTA	PCT	OFF	DEF	TOT	AVG	PF	A	TO	BLK			STL	
Stonehill	11/07/2022		01:23	0-1	.000	0-1	.000	0-0	.000	0	0	0	0.0	0	0	0	0	0	0	0	0.0
Boston U.	11/11/2022		01:38	0-0	.000	0-0	.000	0-0	.000	0	0	0	0.0	0	0	0	0	0	0	0	0.0
UNCW	11/18/2022		01:29	0-0	.000	0-0	.000	0-0	.000	0	0	0	0.0	0	0	0	0	0	0	0	0.0
Delaware St.	11/20/2022		01:12	0-1	.000	0-0	.000	0-0	.000	0	0	0	0.0	0	0	0	0	0	0	0	0.0
vs Oregon	11/24/2022		00:52	0-0	.000	0-0	.000	0-0	.000	0	0	0	0.0	0	0	0	0	0	0	0	0.0
at Florida	12/07/2022		00:45	0-0	.000	0-0	.000	0-0	.000	0	0	0	0.0	0	0	0	0	0	0	0	0.0
LIU	12/10/2022		02:52	1-2	.500	0-0	.000	0-0	.000	0	0	0	0.0	0	0	1	0	1	2	0.3	
Butler	01/22/2023		01:10	0-0	.000	0-0	.000	0-0	.000	0	0	0	0.0	0	0	0	0	0	0	0	0.3
DePaul	03/01/2023		01:26	0-1	.000	0-0	.000	0-0	.000	0	1	1	0.1	0	0	0	0	0	0	0	0.2
vs Iona	03/17/2023		01:34	0-0	.000	0-0	.000	0-0	.000	0	0	0	0.1	0	0	0	0	0	0	0	0.2
vs Saint Mary's (CA)	03/19/2023		00:36	0-0	.000	0-0	.000	0-0	.000	0	0	0	0.1	1	0	1	0	1	0	0.2	
Totals			0	14:57	1-5	.200	0-1	.000	0-0	.000	0	1	1	0.1	1	0	2	0	2	2	0.2

Player Averages

Games Played	Minutes/game	Points/game	FG Pct	3FG Pct	FT Pct	Rebounds/game	Assists/game	Turnovers/game	Assist/Turnover ratio	Steals/game	Blocks/game
11	1.4	0.2	20.0	0.0	0.0	0.1	0.0	0.2	0.0	0.2	0.0



41 - Emmett Hendry

6-3 • 155 • Freshman • Guard • Brooklyn, N.Y. (Montverde Academy)

Player Notes (2022-23)

- Made first appearance in season-opening win over Stonehill.
- Also saw action vs. Boston University, UNCW, Delaware St., Oregon and LIU
- Saw first BIG EAST action vs. Butler
- Logged playing time in NCAA tourney game vs. Saint Mary's

Career at UConn

Career Highs

Points
--
Field Goals Made
--
Field Goals Attempted
--
Three-Pt. Field Goals Made
--
Three-Pt. Field Goals Attempted
--
Free Throws Made
--
Free Throws Attempted
--
Rebounds
--
Assists
--
Steals
--
Blocks
--
Minutes
1 (5x), last vs. LIU (GP) (12/10/22)

Season Highs

Points
--
Field Goals Made
--
Field Goals Attempted
--
Three-Pt. Field Goals Made
--
Three-Pt. Field Goals Attempted
--
Free Throws Made
--
Free Throws Attempted
--
Rebounds
--
Assists
--
Steals
--
Blocks
--
Minutes
1 (5x), last vs. LIU (GP) (12/10/22)

Career Stats

HENDRY, Emmett

SEASON	TEAM	GP-GS	MIN/AVG	Field Goals		3-Point		F-Throws		Rebounds				Scoring						
				FG-FGA	FG%	3FG-3FGA	3FG%	FT-FTA	FT%	OFF	DEF	TOT	AVG	PF-FO	A	TO	BLK	STL	PTS	AVG
2022-23	UConn	8-0	7/0.9	0-0	.000	0-0	.000	0-0	.000	0	0	0	0.0	0-0	0	1	0	0	0	0.0
TOTAL		8-0	7/0.9	0-0	.000	0-0	.000	0-0	.000	0	0	0	0.0	0-0	0	1	0	0	0	0.0

2022-23 Game By Game

#41 HENDRY, Emmett

Opponent	Date	GS	MIN	Total		3-Pointers		Free throws		Rebounds				PF	A	TO	BLK	STL	PTS	AVG
				FG-FGA	PCT	3FG-3FGA	PCT	FT-FTA	PCT	OFF	DEF	TOT	AVG							
Stonehill	11/07/2022		00:23	0-0	.000	0-0	.000	0-0	.000	0	0	0	0.0	0	0	0	0	0	0	0.0
Boston U.	11/11/2022		01:00	0-0	.000	0-0	.000	0-0	.000	0	0	0	0.0	0	0	0	0	0	0	0.0
UNCW	11/18/2022		00:58	0-0	.000	0-0	.000	0-0	.000	0	0	0	0.0	0	0	0	0	0	0	0.0
Delaware St.	11/20/2022		00:54	0-0	.000	0-0	.000	0-0	.000	0	0	0	0.0	0	0	0	0	0	0	0.0
vs Oregon	11/24/2022		00:52	0-0	.000	0-0	.000	0-0	.000	0	0	0	0.0	0	0	0	0	0	0	0.0
LIU	12/10/2022		01:20	0-0	.000	0-0	.000	0-0	.000	0	0	0	0.0	0	0	0	0	0	0	0.0
Butler	01/22/2023		00:46	0-0	.000	0-0	.000	0-0	.000	0	0	0	0.0	0	0	0	0	0	0	0.0
vs Saint Mary's (CA)	03/19/2023		00:36	0-0	.000	0-0	.000	0-0	.000	0	0	0	0.0	0	0	1	0	0	0	0.0
Totals			06:49	0-0	.000	0-0	.000	0-0	.000	0	0	0	0.0	0	0	1	0	0	0	0.0

Player Averages

Games Played	Minutes/game	Points/game	FG Pct	3FG Pct	FT Pct	Rebounds/game	Assists/game	Turnovers/game	Assist/Turnover ratio	Steals/game	Blocks/game
8	0.9	0.0	0.0	0.0	0.0	0.0	0.0	0.1	0.0	0.0	0.0



UConn
NCAA Basketball
Championship History



ALL-TIME NATIONAL POSTSEASON TOURNAMENT RESULTS

Year	Coach	Record	Opponent--Date	Site	Result
1950-51--NCAA	Hugh Greer	22-4	St. John's-- 3/20/51	New York, NY	L, 52-63
1953-54--NCAA	Hugh Greer	23-3	Navy-- 3/8/54	Buffalo, NY	L, 80-85
1954-55-- NIT	Hugh Greer	20-5	St. Louis-- 3/12/55	New York, NY	L, 103-110
1955-56--NCAA (Sweet 16)	Hugh Greer	17-11	Manhattan-- 3/13/56	New York, NY	W, 84-75
			Temple-- 3/16/56	Philadelphia, PA	L, 59-65
			Dartmouth-- 3/17/56	Philadelphia, PA	L, 64-85
1956-57--NCAA	Hugh Greer	17-8	Syracuse-- 3/12/57	New York, NY	L, 76-82
1957-58--NCAA	Hugh Greer	17-10	Dartmouth-- 3/11/58	New York, NY	L, 64-75
1958-59--NCAA	Hugh Greer	17-7	Boston University-- 3/10/59	New York, NY	L, 58-60
1959-60--NCAA	Hugh Greer	17-9	New York University-- 3/8/60	New York, NY	L, 59-78
1962-63--NCAA	Hugh Greer/George Wigton	18-7	West Virginia-- 3/11/63	Philadelphia, PA	L, 71-77
1963-64--NCAA (Elite Eight)	Fred Shabel	16-11	Temple-- 3/9/64	Philadelphia, PA	W, 53-48
			Princeton-- 3/14/64	Raleigh, NC	W, 52-50
			Duke-- 3/16/64	Raleigh, NC	L, 54-101
1964-65--NCAA	Fred Shabel	23-3	St. Joseph's-- 3/8/65	Philadelphia, PA	L, 61-67
1966-67--NCAA	Fred Shabel	17-7	Boston College-- 3/11/67	Kingston, RI	L, 42-48
1973-74-- NIT	Dee Rowe	19-8	St. John's -- 3/17/74	New York, NY	W, 82-70
(NIT Quarterfinals)			Boston College-- 3/21/74	New York, NY	L, 75-76
1974-75-- NIT	Dee Rowe	18-10	South Carolina-- 3/16/75	New York, NY	L, 61-71
1975-76--NCAA (Sweet 16)	Dee Rowe	19-10	Hofstra-- 3/13/76	Providence, RI	W, 80-78 (ot)
			Rutgers-- 3/18/76	Greensboro, NC	L, 79-93
1978-79--NCAA	Dom Perno	21-8	Syracuse-- 3/10/79	Providence, RI	L, 81-89
1979-80-- NIT	Dom Perno	20-9	St. Peter's-- 3/5/80	Storrs, CT	L, 56-71
1980-81-- NIT	Dom Perno	20-9	South Florida-- 3/12/81	Tampa, FL	W, 65-55
			Minnesota-- 3/16/81	Hartford, CT	L, 66-84
1981-82-- NIT	Dom Perno	17-11	Dayton-- 3/10/82	Dayton, OH	L, 75-76 (ot)
1987-88-- NIT (NIT Champions)	Jim Calhoun	20-14	West Virginia-- 3/17/88	Morgantown, WV	W, 62-57 (ot)
			Louisiana Tech-- 3/21/88	Hartford, CT	W, 65-59
			Virginia Commonwealth-- 3/25/88	Storrs, CT	W, 72-61
			Boston College-- 3/29/88	New York, NY	W, 73-67
			Ohio State-- 3/30/88	New York, NY	W, 72-67
1988-89-- NIT (NIT Quarterfinals)	Jim Calhoun	18-13	UNC Charlotte-- 3/15/89	Charlotte, NC	W, 67-62
			California-- 3/20/89	Hartford, CT	W, 73-72
			Ala.-Birmingham-- 3/22/89	Storrs, CT	L, 79-85
1989-90--NCAA (Elite Eight)	Jim Calhoun	31-6	Boston University-- 3/15/90	Hartford, CT	W, 76-52
			California-- 3/17/90	Hartford, CT	W, 74-54
			Clemson-- 3/22/90	East Rutherford, NJ	W, 71-70
			Duke-- 3/24/90	East Rutherford, NJ	L, 78-79 (ot)
1990-91--NCAA (Sweet 16)	Jim Calhoun	20-11	Louisiana State-- 3/14/91	Minneapolis, MN	W, 79-62
			Xavier-- 3/16/91	Minneapolis, MN	W, 66-50
			Duke-- 3/22/91	Pontiac, MI	L, 81-67
1991-92--NCAA	Jim Calhoun	20-10	Nebraska-- 3/19/92	Cincinnati, OH	W, 86-65
			Ohio State-- 3/21/92	Cincinnati, OH	L, 55-78
1992-93-- NIT	Jim Calhoun	15-13	Jackson State-- 3/19/93	Storrs, CT	L, 88-90 (ot)
1993-94--NCAA (Sweet 16)	Jim Calhoun	29-5	Rider-- 3/17/94	Uniondale, NY	W, 64-46
			George Washington-- 3/19/94	Uniondale, NY	W, 75-63
			Florida-- 3/25/94	Miami, FL	L, 60-69 (ot)
1994-95--NCAA (Elite Eight)	Jim Calhoun	28-5	Tenn.-Chattanooga-- 3/16/95	Salt Lake City, UT	W, 100-71
			Cincinnati-- 3/18/95	Salt Lake City, UT	W, 96-91
			Maryland-- 3/23/95	Oakland, CA	W, 99-89
			UCLA-- 3/25/95	Oakland, CA	L, 96-102
*1995-96--NCAA (Sweet 16)	Jim Calhoun	30-2	*Colgate-- 3/14/96	Indianapolis, IN	W, 68-59
			*Eastern Michigan-- 3/16/96	Indianapolis, IN	W, 95-81
			*Mississippi State-- 3/22/96	Lexington, KY	L, 55-60
*-- results declared null and void by the NCAA					
1996-97-- NIT (NIT Semifinals--Third Place)	Jim Calhoun	18-15	Iona-- 3/12/97	Storrs, CT	W, 71-66
			Bradley-- 3/18/97	Storrs, CT	W, 63-47
			Nebraska-- 3/21/97	Storrs, CT	W, 76-67
			Florida State-- 3/25/97	New York, NY	L, 66-71 (ot)
			Arkansas-- 3/27/97	New York, NY	W, 74-64
1997-98--NCAA (Elite Eight)	Jim Calhoun	32-5	Fairleigh Dickinson-- 3/12/98	Washington, DC	W, 93-85
			Indiana-- 3/14/98	Washington, DC	W, 78-68
			Washington-- 3/19/98	Greensboro, NC	W, 75-74
			North Carolina-- 3/21/98	Greensboro, NC	L, 64-75
1998-99--NCAA (NCAA National Champions)	Jim Calhoun	34-2	Texas/San Antonio- 3/11/99	Denver, CO	W, 91-66
			New Mexico- 3/13/99	Denver, CO	W, 78-56
			Iowa- 3/18/99	Phoenix, AZ	W, 78-68
			Gonzaga- 3/20/99	Phoenix, AZ	W, 67-62
			Ohio State- 3/27/99	St. Petersburg, FL	W, 64-58
			Duke- 3/29/99	St. Petersburg, FL	W, 77-74
1999-00--NCAA	Jim Calhoun	25-10	Utah State- 3/17/00	Birmingham, AL	W, 75-67
			Tennessee- 3/19/00	Birmingham, AL	L, 65-51
2000-01- - NIT	Jim Calhoun	20-12	South Carolina- 3/14/01	Storrs, CT	W, 72-65
			Detroit Mercy- 3/18/01	Storrs, CT	L, 67-61

ALL-TIME NATIONAL POSTSEASON TOURNAMENT RESULTS

2001-02--NCAA (Elite Eight)	Jim Calhoun	27-7	Hampton- 3/15/02 North Carolina State- 3/17/02 Southern Illinois- 3/22/02 Maryland- 3/24/02	Washington, DC Washington, DC Syracuse, NY Syracuse, NY	W, 78-67 W, 77-74 W, 71-59 L, 90-82
2002-03--NCAA (Sweet 16)	Jim Calhoun	23-10	Brigham Young- 3/20/03 Stanford- 3/22/03 Texas- 3/28/03	Spokane, WA Spokane, WA San Antonio, TX	W, 58-53 W, 85-74 L, 82-78
2003-04--NCAA (NCAA National Champions)	Jim Calhoun	33-6	Vermont- 3/18/03 DePaul- 3/20/03 Vanderbilt- 3/25/04 Alabama- 3/27/04 Duke- 4/3/04	Buffalo, NY Buffalo, NY Phoenix, AZ Phoenix, AZ San Antonio, TX	W, 70-53 W, 72-55 W, 73-53 W, 87-71 W, 79-78
2004-05--NCAA	Jim Calhoun	23-8	Georgia Tech- 4/5/04 Central Florida- 3/18/05 North Carolina State- 3/20/05	San Antonio, TX Worcester, MA Worcester, MA	W, 82-73 W, 77-71 L, 62-65
2005-06--NCAA (Elite Eight)	Jim Calhoun	30-4	Albany-3/17/06 Kentucky- 3/19/06 Washington- 3/24/06 George Mason- 3/26/06	Philadelphia, PA Philadelphia, PA Washington, DC Washington, DC	W, 72-59 W, 87-83 W, 98-92 (ot) L, 84-86 (ot)
2007-08--NCAA	Jim Calhoun	24-9	San Diego - 3/21/08	Tampa, FL	L, 69-70 (ot)
2008-09--NCAA (Final Four)	Jim Calhoun	31-5	Chattanooga - 3/19/09 Texas A & M - 3/21/09 Purdue - 3/26/09 Missouri - 3/28/09	Philadelphia, PA Philadelphia, PA Glendale, AZ Glendale, AZ	W, 103-47 W, 92-66 W, 72-60 W, 82-75
2009-10--NIT	Jim Calhoun	18-16	Michigan State - 4/4/09 Northeastern - 3/16/10 Virginia Tech - 3/22/10	Detroit, Mich. Storrs, CT Blacksburg, VA	L, 73-82 W, 59-57 L, 63-65
2010-11--NCAA (NCAA National Champions)	Jim Calhoun	32-9	Bucknell - 3/17/11 Cincinnati - 3/19/11 San Diego State - 3/24/11 Arizona -3/26/11	Washington, DC Washington, DC Anaheim, CA Anaheim, CA	W, 81-52 W, 69-58 W, 74-67 W, 65-63
2011-12--NCAA	Jim Calhoun	20-14	Kentucky - 4/2/11 Butler - 4/4/11	Houston, TX Houston, TX	W, 56-55 W, 53-41
2013-14--NCAA (NCAA National Champions)	Kevin Ollie	32-8	Iowa State - 3/15/12 Saint Joseph's - 3/20/14 Villanova - 3/22/14 Iowa State - 3/28/14 Michigan State - 3/30/14 Florida - 4/5/14 Kentucky - 4/7/14	Louisville, KY Buffalo, N.Y. Buffalo, N.Y. New York, N.Y. New York, N.Y. Arlington, Texas Arlington, Texas	L, 64-77 W, 89-81 ot W, 77-65 W, 81-76 W, 60-54 W, 63-53 W, 60-54
2014-15--NIT	Kevin Ollie	20-15	Arizona State - 3/18/15	Storrs, CT	L, 61-68
2015-16--NCAA	Kevin Ollie	25-11	Colorado - 3/17/16 Kansas - 3/19/16	Des Moines, Iowa Des Moines, Iowa	W, 74-67 L, 61-73
2020-21--NCAA	Dan Hurley	15-8	Maryland - 3/20/21	Weat Lafayette, Ind.	L, 54-63
2021-22--NCAA	Dan Hurley	23-10	New Mexico State - 3/17/22	Buffalo, N.Y.	L, 63-70
2022-23--NCAA	Dan Hurley	TBD	Iona - 3/17/23	Albany, N.Y.	TBD

NCAA Tournament Appearances (36); Record: 59-32*

1951, 1954, 1956, 1957, 1958, 1959, 1960, 1963, 1964, 1965, 1967, 1976, 1979, 1990, 1991, 1992, 1994, 1995, 1996, 1998, 1999, 2000, 2002, 2003, 2004, 2005, 2006, 2008, 2009, 2011, 2012, 2014, 2016, 2021, 2022, 2023

NCAA National Championship Game Appearances (4); Record: 4-0

1999, 2004, 2011, 2014

NCAA Final Four Appearances (5); Record: 8-1

1999, 2004, 2009, 2011, 2014

NCAA Elite Eight Appearances (11); Record: 5-6

1964, 1990, 1995, 1998, 1999, 2002, 2004, 2006, 2009, 2011, 2014

NCAA Sweet 16 Appearances (17); Record: 11-6

1956, 1964, 1976, 1990, 1991, 1994, 1995, 1996, 1998, 1999, 2002, 2003, 2004, 2006, 2009, 2011, 2014

*-- According to NCAA record book, 56-29, after 1996 win-loss result declared null and void by NCAA.

NIT Appearances (13); Record: 15-12

1955, 1974, 1975, 1980, 1981, 1982, 1988, 1989, 1993, 1997, 2001, 2010, 2015

NIT Championship Game Appearances (1); Record: 1-0

1988

NIT Semifinal Appearances (2); Record: 1-1

1988, 1997

NIT Quarterfinal Appearances (4); Record: 2-2

1974, 1988, 1989, 1997

NCAA TOURNAMENT GAME-BY-GAME STATISTICS

		Pts.	FG-FGA	Pct.	3FG/A	Pct.	FT/A	Pct.	O-D	Total	PF	Ast.	TO	Blk	Stl.
Connecticut St. John's	(1951)	52	19-63	.302	-	-	14-21	.667	--	21	16	15	--	--	--
		63	24-63	.381	-	-	15-20	.750	--	56	19	15	--	--	--
Connecticut Navy	(1954)	80	29-NA	.NA	-	-	22-30	.733	--	--	22	--	--	--	--
		85	31-NA	.NA	-	-	23-32	.719	--	--	22	--	--	--	--
Connecticut Manhattan	(1956)	84	32-NA	.NA	-	-	20-25	.800	--	--	14	--	--	--	--
		75	31-NA	.NA	-	-	13-25	.520	--	--	14	--	--	--	--
Connecticut Temple	(1956)	59	23-83	.277	-	-	13-24	.542	--	46	13	10	--	--	--
		65	27-81	.333	-	-	11-19	.579	--	76	16	18	--	--	--
Connecticut Dartmouth	(1956)	64	23-77	.299	-	-	18-28	.643	--	49	18	10	--	--	--
		85	32-66	.485	-	-	21-30	.700	--	46	16	18	--	--	--
Connecticut Syracuse	(1957)	76	29-NA	.NA	-	-	18-24	.750	--	--	12	--	--	--	--
		82	33-NA	.NA	-	-	16-25	.640	--	--	14	--	--	--	--
Connecticut Dartmouth	(1958)	64	24-70	.343	-	-	16-22	.727	--	36	16	--	--	--	--
		75	31-67	.463	-	-	13-22	.591	--	40	16	--	--	--	--
Connecticut BU	(1959)	58	18-NA	.NA	-	-	22-29	.759	--	NA	21	--	--	--	--
		60	18-NA	.NA	-	-	24-33	.727	--	NA	22	--	--	--	--
Connecticut NYU	(1960)	59	21-75	.280	-	-	17-22	.773	--	42	15	4	--	--	--
		78	30-64	.468	-	-	18-23	.783	--	57	18	12	--	--	--
Connecticut West Virginia	(1963)	71	26-75	.347	-	-	19-29	.655	--	54	20	8	--	--	--
		77	28-61	.459	-	-	21-29	.724	--	46	19	12	--	--	--
Connecticut Temple	(1964)	53	23-66	.349	-	-	7-15	.467	--	50	7	11	--	--	--
		48	20-62	.323	-	-	8-11	.727	--	46	13	7	--	--	--
Connecticut Princeton	(1964)	52	19-44	.432	-	-	14-19	.737	--	28	11	4	--	--	--
		50	20-48	.417	-	-	10-11	.909	--	25	13	3	--	--	--
Connecticut Duke	(1964)	54	21-69	.304	-	-	12-23	.522	--	32	18	9	22	--	--
		101	43-75	.573	-	-	15-21	.714	--	41	21	22	12	--	--
Connecticut St. Joseph's	(1965)	61	26-63	.413	-	-	9-16	.563	--	46	13	11	--	--	--
		67	28-63	.444	-	-	11-15	.733	--	37	14	16	--	--	--
Connecticut BC	(1967)	42	16-35	.457	-	-	10-14	.714	--	20	16	NA	--	--	--
		48	16-26	.615	-	-	16-25	.640	--	22	15	NA	--	--	--
Connecticut (OT) Hofstra	(1976)	80	32-64	.500	-	-	16-26	.615	--	40	19	20	--	--	--
		78	33-63	.524	-	-	12-20	.600	--	33	24	15	--	--	--
Connecticut Rutgers	(1976)	79	30-73	.411	-	-	19-22	.864	--	44	19	5	--	--	--
		93	39-82	.476	-	-	15-23	.652	--	45	22	11	--	--	--
Connecticut Syracuse	(1979)	81	27-80	.338	-	-	27-31	.871	--	46	21	14	17	3	14
		89	37-62	.597	-	-	15-22	.682	--	43	23	22	27	2	9
Connecticut BU	(1990)	76	27-69	.391	5-13	.385	17-26	.654	22-22	44	12	12	11	2	19
		52	22-51	.431	4-7	.571	4-8	.500	10-27	37	18	13	27	3	4
Connecticut California	(1990)	74	24-63	.381	7-17	.412	19-25	.760	15-17	32	21	11	11	6	16
		54	19-39	.487	2-12	.167	14-22	.636	7-26	33	19	11	28	3	2
Connecticut Clemson	(1990)	71	28-64	.438	4-10	.400	11-15	.733	16-20	36	23	16	19	1	7
		70	25-56	.446	4-12	.333	16-25	.640	17-23	40	16	11	20	4	9
Connecticut (OT) Duke	(1990)	78	32-68	.471	3-14	.214	11-12	.917	13-32	45	26	16	19	6	6
		79	25-64	.391	4-13	.308	25-32	.781	12-24	36	16	15	12	3	9
Connecticut LSU	(1991)	79	31-59	.525	4-8	.500	13-24	.542	13-31	44	16	21	14	5	9
		62	24-75	.320	4-19	.211	10-15	.667	24-22	46	19	13	14	6	7
Connecticut Xavier	(1991)	66	24-51	.471	3-11	.273	15-24	.625	10-24	34	13	10	16	4	14
		50	20-58	.345	4-18	.222	6-11	.546	18-19	37	19	11	21	1	7
Connecticut Duke	(1991)	67	24-60	.400	9-20	.450	10-18	.556	16-16	32	26	14	18	1	7
		81	25-45	.556	7-12	.583	24-33	.727	17-22	39	19	16	21	5	5
Connecticut Nebraska	(1992)	86	36-73	.493	7-18	.389	7-11	.636	11-29	40	18	13	6	3	5
		65	25-72	.347	4-15	.267	11-20	.550	21-28	49	12	14	15	5	2
Connecticut Ohio St.	(1992)	55	25-68	.368	0-10	.000	5-8	.625	18-23	42	19	2	17	4	7
		78	23-66	.439	6-15	.400	14-21	.667	16-25	41	13	12	13	0	6

NCAA TOURNAMENT GAME-BY-GAME STATISTICS

		Pts.	FG-FGA	Pct.	3FG/A	Pct.	FT/A	Pct.	O-D	Total	PF	Ast.	TO	Blk	Stl.
Connecticut Rider	(1994)	64	23-50	.460	2-8	.250	16-22	.727	17-21	38	15	8	17	2	9
		46	19-55	.346	2-15	.133	6-8	.750	16-14	30	20	9	19	1	4
Connecticut George Wash.	(1994)	75	22-57	.386	5-12	.417	26-32	.813	15-33	48	20	17	12	3	6
		63	21-73	.288	5-28	.179	16-21	.762	23-22	45	23	5	9	1	5
Connecticut (OT) Florida	(1994)	60	21-55	.382	2-17	.118	16-22	.727	11-32	43	20	15	23	10	6
		69	25-67	.373	3-12	.250	16-25	.640	15-25	40	16	14	16	1	12
Connecticut UT-Chattanooga	(1995)	100	32-63	.508	7-15	.467	29-34	.853	13-41	54	24	23	19	6	9
		71	22-81	.272	5-38	.132	22-27	.815	21-20	41	23	11	11	3	7
Connecticut Cincinnati	(1995)	96	35-62	.565	6-13	.462	20-24	.833	13-22	35	14	20	13	2	7
		91	34-71	.479	15-30	.500	8-10	.800	17-16	33	21	22	15	3	3
Connecticut Maryland	(1995)	99	36-74	.487	6-14	.429	21-33	.636	20-23	43	15	22	9	2	6
		89	38-83	.458	4-20	.200	9-14	.643	25-24	49	24	22	16	2	3
Connecticut UCLA	(1995)	96	33-76	.434	7-22	.318	23-27	.852	20-25	45	26	17	17	0	5
		102	36-66	.546	2-11	.182	28-39	.718	10-24	34	22	23	9	2	9
Connecticut Colgate	(1996)	68	28-64	.438	6-15	.400	6-13	.462	16-25	41	12	16	13	10	8
		59	22-63	.349	9-21	.429	6-9	.667	15-21	36	13	9	17	7	2
Connecticut E. Michigan	(1996)	95	34-63	.540	7-14	.500	20-28	.714	22-23	45	11	19	14	6	3
		81	31-66	.470	9-23	.391	10-15	.667	15-12	27	26	11	10	4	8
Connecticut Miss. St.	(1996)	55	22-68	.324	7-20	.350	4-6	.667	23-22	45	14	11	12	4	3
		60	23-56	.411	7-15	.467	7-10	.700	11-24	35	13	14	10	7	5
Connecticut FDU	(1998)	93	27-61	.443	7-14	.500	32-43	.744	15-25	40	21	14	12	3	11
		85	28-62	.452	10-28	.357	19-30	.633	15-23	38	16	14	11	1	8
Connecticut Indiana	(1998)	78	29-59	.492	7-20	.350	13-18	.722	14-20	34	17	17	12	0	4
		68	24-50	.480	4-14	.286	16-18	.889	6-20	26	16	14	11	1	8
Connecticut Washington	(1998)	75	25-52	.481	4-14	.286	21-23	.913	9-23	32	23	9	15	4	5
		74	28-62	.452	2-10	.200	16-20	.800	14-19	33	17	12	11	3	2
Connecticut North Carolina	(1998)	64	23-58	.397	8-24	.333	10-15	.667	12-18	30	14	11	12	1	4
		75	31-63	.492	4-14	.286	9-11	.818	14-25	39	10	17	8	5	4
Connecticut TX-San Antonio	(1999)	91	37-67	.552	5-13	.385	12-15	.800	11-32	43	19	23	15	10	12
		66	25-61	.410	3-17	.176	13-26	.500	13-20	33	14	11	18	4	8
Connecticut New Mexico	(1999)	78	28-62	.452	6-17	.353	16-20	.800	13-32	45	16	12	10	3	2
		56	15-57	.263	4-21	.190	22-25	.880	10-23	33	16	8	10	2	4
Connecticut Iowa	(1999)	78	26-48	.542	6-13	.462	20-24	.833	5-21	26	16	18	12	2	5
		68	25-61	.410	8-23	.348	10-16	.625	16-16	32	21	11	15	0	6
Connecticut Gonzaga	(1999)	67	24-65	.369	0-9	.000	19-27	.704	21-26	47	18	12	11	2	5
		62	20-57	.351	5-21	.238	17-22	.773	13-20	33	23	10	12	5	8
Connecticut Ohio State	(1999)	64	26-55	.473	1-6	.167	11-15	.733	11-28	39	21	9	14	3	6
		58	23-63	.365	3-14	.214	9-18	.500	17-18	35	16	14	11	6	5
Connecticut Duke	(1999)	77	32-61	.525	3-8	.375	10-18	.556	14-27	41	20	11	16	6	4
		74	23-56	.411	7-19	.368	21-27	.778	10-21	31	19	10	12	4	6
Connecticut Utah State	(2000)	75	28-58	.483	3-8	.375	16-22	.727	15-22	37	10	8	14	3	10
		67	25-55	.455	6-17	.353	11-12	.917	8-14	22	17	11	15	0	6
Connecticut Tennessee	(2000)	51	22-57	.386	4-12	.333	3-4	.750	14-23	37	20	4	15	1	1
		65	21-47	.447	7-17	.412	16-23	.696	6-20	26	9	15	8	3	7
Connecticut Hampton	(2002)	78	28-55	.509	6-14	.429	16-24	.667	11-32	43	13	17	15	7	5
		67	24-68	.353	9-22	.409	10-14	.714	14-20	34	19	17	8	0	10
Connecticut N. Carolina St.	(2002)	77	26-42	.619	4-8	.500	21-22	.955	7-23	30	13	14	21	8	8
		74	26-64	.406	11-26	.423	11-15	.733	17-10	27	17	14	11	0	9
Connecticut Southern Illinois	(2002)	71	24-52	.462	5-9	.556	18-30	.600	13-25	38	22	14	14	2	6
		59	23-60	.383	1-14	.071	12-21	.571	18-22	40	27	11	12	1	5
Connecticut Maryland	(2002)	82	25-55	.455	7-17	.412	25-34	.735	14-17	31	23	12	14	5	3
		90	27-53	.509	5-9	.556	31-35	.886	10-23	33	23	14	13	2	7

NCAA TOURNAMENT GAME-BY-GAME STATISTICS

		Pts.	FG-FGA	Pct.	3FG/A	Pct.	FT/A	Pct.	O-D	Total	PF	Ast.	TO	Blk	Stl.
Connecticut	(2003)	58	17-52	32.7	4-14	28.6	20-27	74.1	12-29	41	16	8	14	8	3
		53	20-64	31.3	2-17	11.8	11-13	84.6	15-26	41	22	11	11	4	8
Connecticut	(2003)	85	31-68	45.6	6-10	60.0	17-21	81.0	17-26	43	13	12	9	1	4
		74	27-62	43.5	8-23	34.8	12-17	70.6	11-22	33	18	12	11	6	2
Connecticut	(2003)	78	30-71	42.3	4-13	30.8	14-25	56.0	14-27	41	21	13	11	8	7
		82	24-69	34.8	5-18	27.8	29-36	80.6	21-31	52	21	13	10	5	5
Connecticut	(2004)	70	26-52	50.0	6-14	42.9	12-23	52.2	11-31	42	8	13	13	3	6
		53	19-60	31.7	11-32	34.4	4-6	66.7	11-18	29	19	10	12	1	7
Connecticut	(2004)	72	26-60	43.3	5-16	31.3	15-23	65.2	13-31	44	15	15	5	5	5
		55	20-59	33.9	5-15	33.3	10-13	76.9	9-26	35	20	12	8	0	1
Connecticut	(2004)	73	27-51	52.9	6-17	35.3	13-15	86.7	11-33	44	10	14	18	4	6
		53	20-57	35.1	8-24	33.3	5-8	62.5	6-15	21	14	11	11	0	8
Connecticut	(2004)	87	29-60	48.3	10-17	58.8	19-29	65.5	15-25	40	18	17	7	7	3
		71	25-60	41.7	6-19	31.6	15-18	83.3	12-21	33	23	14	9	5	2
Connecticut	(2004)	79	26-52	50.0	6-11	54.5	21-32	65.6	13-31	44	20	9	18	6	5
		78	29-71	40.8	6-22	27.3	14-23	60.9	17-20	37	24	11	9	3	8
Connecticut	(2004)	82	26-61	42.6	5-17	29.4	25-39	64.1	18-32	50	18	10	16	2	5
		73	27-71	38.0	7-22	31.8	12-21	57.1	18-25	43	26	9	14	1	10
Connecticut	(2005)	77	29-58	50.0	3-6	50.0	16-25	64.0	14-29	43	13	17	13	6	7
		71	21-61	34.4	11-28	39.3	18-21	85.7	12-17	29	21	16	10	6	10
Connecticut	(2005)	62	22-52	42.3	2-14	14.3	16-18	88.9	9-22	31	16	9	14	4	3
		65	20-50	40.0	10-20	40.0	15-17	88.2	7-9	26	18	13	13	4	10
Connecticut	(2006)	72	27-46	58.7	8-16	50.0	10-13	76.9	7-21	28	9	17	16	5	6
		59	24-52	46.2	4-15	26.7	7-8	87.5	8-14	22	14	12	12	1	11
Connecticut	(2006)	87	31-62	50.0	4-13	30.8	21-30	70.0	13-22	35	16	16	12	1	7
		83	29-62	46.8	8-24	33.3	17-18	94.4	11-23	34	21	15	14	1	7
Connecticut (OT)	(2006)	98	27-51	52.9	10-19	52.6	34-47	72.3	10-32	42	21	15	26	5	7
		92	34-80	42.5	6-20	30.0	18-23	78.3	17-21	38	33	9	17	3	19
Connecticut (OT)	(2006)	84	31-66	47.0	7-22	31.8	15-19	78.9	14-20	34	20	15	9	7	6
		86	30-60	50.0	9-18	50.0	17-25	68.0	15-22	37	17	13	11	2	6
Connecticut (OT)	(2008)	69	25-58	43.1	3-6	50.0	16-20	80.0	16-26	42	16	14	15	4	5
		70	31-65	47.7	4-12	33.3	4-7	57.1	11-19	30	21	13	11	4	11
Connecticut	(2009)	103	37-71	52.1	6-24	25.0	23-39	59.0	17-41	58	11	28	10	6	12
		47	17-66	25.8	5-25	20.0	8-10	80.0	9-25	34	28	11	19	2	5
Connecticut	(2009)	92	33-57	57.9	5-10	50.0	21-27	77.8	12-27	39	16	20	9	5	3
		66	26-63	41.3	3-15	20.0	11-17	64.7	12-16	28	22	17	7	3	3
Connecticut	(2009)	72	25-56	44.6	3-8	37.5	19-30	63.3	14-34	48	12	19	13	6	6
		60	24-66	36.4	6-23	26.1	6-11	54.5	9-24	33	26	12	9	2	7
Connecticut	(2009)	82	27-53	50.9	2-12	16.7	26-32	81.3	11-36	47	13	15	17	8	3
		75	32-76	42.1	5-18	27.8	6-12	50.0	12-20	32	24	21	6	1	10
Connecticut	(2009)	73	25-59	42.4	2-6	33.3	21-33	63.6	16-26	42	18	8	16	7	5
		82	31-72	43.1	6-19	31.6	14-20	70.0	18-24	42	25	18	11	3	11
Connecticut	(2011)	81	32-66	48.5	9-24	37.5	8-9	88.9	13-36	49	13	20	6	6	5
		52	16-51	31.4	7-21	33.3	13-15	86.7	1-22	23	10	6	5	1	3
Connecticut	(2011)	69	19-44	43.2	6-16	37.5	25-30	83.3	9-26	35	13	10	9	3	3
		58	22-55	40.0	4-14	28.6	10-14	71.4	9-16	25	19	12	8	2	5
Connecticut	(2011)	74	27-57	47.4	8-16	50.0	12-16	75.0	9-26	35	16	13	9	3	5
		67	27-64	42.2	7-22	31.8	6-13	46.2	15-22	37	14	14	9	1	4
Connecticut	(2011)	65	23-56	41.1	5-17	29.4	14-18	77.8	11-20	31	15	10	5	6	5
		63	24-61	39.3	4-21	19.0	11-16	68.8	19-23	42	12	14	9	1	3

NCAA TOURNAMENT GAME-BY-GAME STATISTICS

		Pts.	FG-FGA	Pct.	3FG/A	Pct.	FT/A	Pct.	O-D	Total	PF	Ast.	TO	Blk	Stl.
Connecticut Kentucky	(2011)	56	23-49	46.9	1-12	08.3	9-11	81.8	6-32	38	13	16	15	3	5
		55	21-62	33.9	9-27	33.3	4-12	33.3	15-22	37	12	12	10	3	11
Connecticut Butler	(2011)	53	19-55	34.5	1-11	09.1	14-16	87.5	17-36	53	15	6	11	10	4
		41	12-64	18.8	9-33	27.3	8-14	57.1	20-21	41	17	5	6	2	8
Connecticut Iowa State	(2012)	64	21-56	37.5	7-19	36.8	15-22	68.2	8-16	24	17	8	4	5	7
		77	26-54	48.1	6-16	37.5	19-20	95.0	12-29	41	15	10	11	4	2
Connecticut Saint Joseph's	(2014)	89	30-66	45.5	11-24	45.8	18-20	90.0	12-22	34	21	13	9	2	6
		81, ot	27-54	50.0	7-21	33.3	20-27	74.1	9-24	33	22	12	14	2	3
Connecticut Villanova	(2014)	77	23-52	44.2	9-20	45.0	22-28	78.6	7-29	36	17	10	11	2	11
		65	18-51	35.3	11-31	35.5	18-24	75.0	6-24	30	24	10	16	2	6
Connecticut Iowa State	(2014)	81	26-50	52.0	9-19	47.4	20-22	90.9	5-26	31	15	9	9	4	5
		76	32-69	46.4	6-16	37.5	6-15	40.0	17-19	36	17	14	9	3	4
Connecticut Michigan State	(2014)	60	17-49	34.7	5-22	22.7	21-22	95.5	7-23	30	12	8	8	3	7
		54	18-46	39.1	11-29	37.9	7-8	87.5	6-26	32	16	13	16	3	5
Connecticut Florida	(2014)	63	24-43	55.8	5-12	41.7	10-13	76.9	5-23	28	16	12	13	4	6
		53	19-49	38.8	1-10	10.0	14-20	70.0	12-15	27	14	3	11	1	3
Connecticut Kentucky	(2014)	60	22-53	41.5	6-19	31.6	10-10	100.0	8-26	34	17	8	10	4	9
		54	18-46	39.1	5-16	31.3	13-24	54.2	10-23	33	10	11	13	5	6
Connecticut Colorado	(2016)	74	23-58	39.7	6-17	35.3	22-23	95.7	11-25	36	26	8	10	8	8
		67	23-51	45.1	2-10	20.0	19-30	63.3	9-24	33	22	8	12	3	5
Connecticut Kansas	(2016)	61	21-62	33.9	10-22	45.5	9-11	81.8	5-19	24	19	11	6	4	7
		73	25-51	49.0	6-17	35.3	17-22	77.3	8-36	44	13	14	13	7	3
Connecticut Maryland	(2021)	54	21-65	32.3	7-23	30.4	5-12	41.7	22-18	40	17	10	10	5	6
		63	22-43	51.2	9-18	50.0	10-14	71.4	4-25	29	14	13	11	4	4
Connecticut New Mexico State	(2022)	63	22-51	43.1	7-23	30.4	12-13	92.3	8-17	25	17	15	8	4	5
		70	23-50	46.0	11-17	64.7	13-13	100.0	8-18	26	16	12	11	1	4

ALL-TIME NCAA TOURNAMENT INDIVIDUAL STATISTICS

NAME	G	FG	FGA	PCT.	3FG	3FGA	PCT	FT	FTA	PCT	REB	Avg.	PF	TP	Avg.	A	MIN
Jim Abromaitis	2	2	8	.250	-	-	-	0	0	.000	10	5.0	5	4	2.0	1	-
Jalen Adams	2	6	18	.333	2	3	.667	2	2	1.000	4	2.0	3	16	8.0	4	45
Jeff Adrien	10	47	85	.553	0	0	.000	20	42	.476	72	7.2	18	115	11.5	16	269
Jim Ahearn	1	2	-	-	-	-	-	2	4	.500	-	-	2	6	6.0	-	-
Akok Akok	1	1	1	1.000	0	0	.000	0	0	.000	0	0.0	1	2	2.0	0	3
Ray Allen	10	71	159	.447	25	56	.446	28	43	.651	70	7.0	16	195	19.5	24	321
Sami Ameziane	2	0	1	.000	0	1	.000	0	0	.000	0	0.0	0	0	0.0	0	1
Rashad Anderson	15	55	129	.426	37	88	.420	22	28	.786	44	2.9	22	169	11.3	19	353
Beau Archibald	1	0	0	.000	0	0	.000	0	0	.000	0	0.0	2	0	0.0	0	1
Hilton Armstrong	15	20	34	.588	0	1	.000	12	24	.500	50	3.3	25	52	3.5	5	209
Richie Ashmeade	2	1	1	1.000	0	0	.000	0	0	.000	0	0.0	0	2	1.0	0	2
Craig Austrie	10	13	38	.342	4	16	.250	24	25	.960	23	2.3	12	54	5.4	26	235
Kyle Bailey	1	0	0	.000	0	0	.000	0	0	.000	0	0.0	0	0	0.0	0	1
Johnnie Bird	2	0	1	.000	0	0	.000	0	0	.000	1	0.5	0	0	0.0	0	3
Donnell Beverly	12	7	11	.636	1	4	.250	0	0	.000	2	0.2	4	15	1.3	6	39
Wes Bialosuknia	2	10	33	.303	-	-	-	8	9	.889	3	1.3	6	28	14.0	-	-
Ryan Boatright	7	29	68	.426	9	25	.360	24	28	.857	25	3.6	8	91	13.0	16	248
Josh Boone	12	34	59	.576	0	0	.000	18	45	.400	66	5.5	26	86	7.2	7	332
James Bouknight	1	6	16	.375	1	6	.167	2	6	.333	5	5.0	2	15	15.0	1	40
Ernie Braverman	1	-	-	-	-	-	-	0	0	.000	0	0.0	0	0	0.0	-	-
Amida Brimah	8	10	20	.500	0	0	.000	5	7	.714	23	2.9	27	25	3.1	2	147
Clyde Brouker	1	0	2	.000	-	-	-	0	0	.000	1	1.0	-	1	1.0	-	-
Burt Brown	1	0	2	.000	-	-	-	1	2	.500	0	0.0	0	1	1.0	-	-
Denham Brown	15	38	90	.422	8	29	.276	23	32	.719	48	3.2	19	107	7.1	17	305
Justin Brown	7	1	6	.167	0	0	.000	0	0	.000	4	0.6	3	2	0.3	0	25
Taliek Brown	13	39	94	.415	3	7	.429	31	47	.660	55	4.2	28	112	8.6	63	451
Don Burns	3	8	-	-	-	-	-	1	2	.500	-	-	2	17	5.7	-	-
Scott Burrell	9	38	90	.422	6	22	.272	15	22	.682	68	7.5	30	96	10.7	14	283
Ron Bushwell	4	14	-	-	-	-	-	14	16	.875	-	-	13	42	10.5	-	-
Caron Butler	4	32	58	.552	8	16	.500	34	40	.850	29	7.3	10	106	26.5	16	149
Omar Calhoun	4	2	4	.500	1	1	1.000	0	0	.000	0	0.0	3	5	1.3	1	16
Tom Capiga	1	1	4	.250	-	-	-	0	0	.000	1	1.0	3	2	2.0	0	8
Jeff Carr	3	13	26	.500	-	-	-	12	20	.600	29	9.7	8	38	12.7	2	-
Dion Carson	3	0	2	.000	0	0	.000	1	2	.500	1	0.3	0	0	0.3	0	8
Josh Carlton	1	0	0	.000	0	0	.000	0	0	.000	1	1.0	2	0	0.0	0	2
Sam Cassell Jr.	1	0	1	.000	0	1	.000	0	0	.000	0	0.0	0	0	0.0	0	2
Kyle Chapman	1	0	0	.000	0	0	.000	0	0	.000	0	0.0	0	0	0.0	0	1
Bob Cherepy	2	2	3	.667	-	-	-	0	1	.000	2	1.0	1	4	2.0	0	-
Bill Clark	1	1	6	.167	-	-	-	0	1	.000	3	3.0	3	2	2.0	2	-
Uri Cohen-Mintz	1	2	3	.667	2	3	.667	0	0	.000	1	1.0	2	6	6.0	0	5
R.J. Cole	2	10	27	.370	5	13	.385	4	4	1.000	7	3.5	2	29	14.5	7	66
Dale Comey	1	8	17	.471	-	-	-	1	3	.333	1	1.0	3	17	17.0	0	-
Jamal Coombs-McDaniel	6	4	19	.211	1	9	.111	3	5	.600	14	2.3	4	12	2.0	1	77
Al Cooper	3	17	-	-	-	-	-	7	9	.778	-	-	9	41	13.7	-	-
Bill Corley	1	3	3	1.000	-	-	-	0	3	.000	6	6.0	5	6	6.0	-	-
Bob Countryman	2	2	-	-	-	-	-	0	2	.000	-	-	4	4	2.0	-	-
Marcus Cox	2	0	3	.000	0	1	.000	0	0	.000	0	0.0	0	0	0.0	0	7
Glenn Cross	1	1	1	1.000	-	-	-	2	2	1.000	0	0.0	0	4	4.0	-	-
P.J. Curran	2	0	1	.000	-	-	-	0	1	.000	0	0.0	2	0	0.0	-	-
Dan Cyrulik	9	11	20	.550	0	1	.000	1	4	.250	14	1.6	15	23	2.6	4	78
Andy Czuchry	1	0	2	.000	-	-	-	2	2	1.000	0	0.0	0	2	2.0	1	-
DeAndre Daniels	7	37	76	.487	10	28	.357	12	14	.857	43	6.1	16	96	13.7	1	205
Wayne Davis	3	5	-	-	-	-	-	2	7	.286	-	-	7	12	4.0	-	-
Bill Della Sala	3	12	21	.571	-	-	-	1	2	.500	12	4.0	5	25	8.3	4	-
Pete Demir	1	0	0	.000	-	-	-	0	0	.000	0	0.0	1	0	0.0	0	-
Ajou Deng	2	2	13	.154	0	0	.000	3	4	.750	8	4.0	1	7	3.5	0	30
Lyman DePriest	7	11	21	.524	0	0	.000	1	4	.250	17	2.4	16	23	3.3	7	133
Andre Drummond	1	1	4	.250	0	0	.000	0	0	.000	3	3.0	5	2	2.0	0	26
Bob Dube	1	0	3	.000	-	-	-	0	0	.000	1	1.0	0	0	0.0	0	1
Bobby Dulin	1	1	6	.167	-	-	-	3	3	1.000	0	0.0	4	5	5.0	2	-
Jerome Dyson	1	4	9	.444	0	1	.000	6	6	1.000	2	2.0	4	14	14.0	1	28
Bill Ebel	1	5	12	.417	-	-	-	2	3	.667	4	4.0	1	12	12.0	0	-
Gavin Edwards	6	8	12	.667	0	0	.000	7	8	.875	24	4.0	12	23	3.8	4	80

ALL-TIME NCAA TOURNAMENT INDIVIDUAL STATISTICS

NAME	G	FG	FGA	PCT.	3FG	3FGA	PCT	FT	FTA	PCT	REB	Avg.	PF	TP	Avg.	A	MIN
Khalid El-Amin	12	67	159	.421	18	56	.321	42	51	.824	41	3.4	29	194	16.2	50	346
Shawn Ellison	1	0	0	.000	0	0	.000	0	0	.000	0	0.0	0	0	0.0	0	1
Steve Emt	1	0	0	.000	0	0	.000	0	0	.000	0	0.0	0	0	0.0	0	1
Steven Enoch	2	0	1	.000	0	0	.000	0	1	.000	1	0.5	1	0	0.0	0	11
Kentan Facey	3	1	5	.200	0	0	.000	0	0	.000	4	1.3	4	2	0.7	0	18
Brian Fair	9	12	38	.316	7	18	.389	4	9	.444	6	0.7	9	35	3.9	7	117
Jim Fearon	1	3	4	.750	-	-	-	0	0	-	3	3.0	3	6	6.0	1	-
Bob Fleischman	1	0	2	.000	-	-	-	0	0	.000	0	0.0	0	0	0.0	0	-
Kevin Freeman	12	50	90	.556	0	0	.000	28	38	.737	79	6.6	24	130	10.8	2	391
Jalen Gaffney	2	4	8	.500	1	3	.333	3	4	.750	2	1.0	4	12	6.0	2	26
Rob Garrison	1	0	0	.000	0	0	.000	0	0	.000	0	0.0	0	0	0.0	0	1
Ernie Gates	1	3	17	.177	-	-	-	1	3	.333	1	1.0	2	7	7.0	3	-
Rudy Gay	6	31	61	.508	3	8	.375	15	19	.789	24	4.0	16	80	13.3	5	198
Tate George	4	17	39	.436	1	6	.167	5	7	.714	9	2.3	8	40	10.0	16	129
Sterling Gibbs	2	7	21	.333	6	15	.400	12	13	.923	4	2.0	6	32	16.0	3	68
Niels Giffey	13	19	46	.413	5	20	.250	13	13	1.000	50	3.8	17	56	4.3	6	247
Ben Gordon	13	63	159	.396	27	66	.409	63	73	.863	41	3.2	23	216	16.6	40	407
Walt Griffin	1	2	10	.200	-	-	-	6	8	.750	9	9.0	4	10	10.0	1	-
John Gwynn	7	32	86	.372	5	16	.313	15	21	.714	19	2.7	12	84	12.0	8	149
Bob Haines	1	0	3	.000	-	-	-	0	0	.000	3	3.0	1	0	0.0	0	-
Daniel Hamilton	2	10	26	.385	3	7	.429	5	5	1.000	21	10.5	3	28	14.0	6	69
Richard Hamilton	10	87	187	.465	21	58	.362	40	50	.800	47	4.7	19	235	23.5	21	288
Tony Hanson	2	15	27	.556	-	-	-	5	6	.833	18	9.0	9	35	17.4	2	-
Monquencio Hardnett	4	2	7	.286	0	1	.000	6	8	.750	7	1.8	8	10	2.5	9	47
Scottie Haralson	3	0	3	.000	0	3	.000	0	0	.000	2	0.7	0	0	0.0	2	9
Bill Harris	2	1	4	.250	-	-	-	2	2	1.000	0	0.0	0	4	2.0	-	-
E. J. Harrison	6	5	10	.500	2	3	.667	3	4	.750	4	0.7	7	15	2.5	5	57
Mike Hayes	7	5	12	.417	0	0	.000	8	15	.533	16	2.3	13	18	2.6	2	94
Eric Hayward	10	16	21	.762	0	0	.000	13	22	.591	45	4.5	16	45	4.5	4	176
Scott Hazelton	3	0	0	.000	0	0	.000	1	2	.500	0	0.0	1	1	0.3	1	4
Nadav Henefeld	4	17	36	.472	3	9	.333	9	11	.818	19	4.8	12	46	11.5	11	124
Dan Hesford	4	16	32	.500	-	-	-	6	8	.750	16	4.0	8	38	9.5	10	-
Bill Holowaty	1	3	7	.429	-	-	-	2	2	1.000	9	9.0	1	8	8.0	-	-
Bill Hulteen	1	1	6	.167	-	-	-	4	4	1.000	3	3.0	3	6	6.0	0	-
Ruslan Inyatkin	2	0	1	.000	0	0	.000	0	0	.000	1	0.5	1	0	0.0	2	4
Andre Jackson	2	2	4	.500	0	2	.000	2	2	1.000	5	2.5	9	6	3.0	5	36
Clay Johnson	1	1	7	.143	-	-	-	0	0	.000	1	1.0	2	2	2.0	4	-
Marcus Johnson	1	0	0	.000	0	0	.000	0	0	.000	0	0.0	0	0	0.0	0	1
Rudy Johnson	9	12	29	.414	0	1	.000	3	3	1.000	26	2.9	15	27	3.0	8	115
Phil Jones	1	2	-	-	-	-	-	1	1	1.000	0	0.0	1	5	5.0	-	-
Rashamel Jones	13	15	36	.416	1	5	.200	10	16	.625	33	2.5	7	41	3.2	4	137
Pete Kane	1	0	0	.000	0	0	.000	0	0	.000	0	0.0	0	0	0.0	0	1
Paul Kaspar	4	22	-	-	-	-	-	12	21	.571	-	-	13	56	14.0	-	-
Gilad Katz	1	0	1	.000	0	1	.000	0	0	.000	0	0.0	0	0	0.0	0	1
Larry Kelly	2	0	3	.000	-	-	-	0	1	.000	2	1.0	1	0	0.0	0	-
Pete Kelly	2	0	0	.000	-	-	-	0	0	.000	0	0.0	1	0	0.0	-	-
Dick Kiernan	1	0	0	.000	-	-	-	0	0	.000	1	1.0	0	0	0.0	0	0
Toby Kimball	5	35	82	.427	-	-	-	16	30	.533	92	18.4	13	86	17.2	4	-
Dave King	1	1	2	.500	-	-	-	0	1	.000	2	2.0	-	2	2.0	1	-
Kirk King	9	16	29	.552	0	0	.000	4	5	.800	25	2.8	18	36	4.0	3	117
Antric Klaiber	8	0	0	.000	0	0	.000	0	0	.000	3	0.4	2	0	0.0	0	23
Mel Kleckner	1	1	3	.333	-	-	-	0	0	.000	3	3.0	1	2	2.0	4	-
Travis Knight	10	32	54	.593	0	0	.000	10	17	.588	68	6.8	32	74	7.4	9	208
Lasan Kromah	6	6	18	.333	2	6	.333	8	8	1.000	8	1.3	6	22	3.7	5	102
Jeremy Lamb	7	42	77	.545	14	25	.560	18	23	.783	33	4.7	8	116	16.6	10	248
Randy LaVigne	3	8	19	.421	-	-	-	1	1	1.000	4	1.3	1	17	5.7	4	-
Ken Libertoff	1	0	5	.000	-	-	-	1	3	.333	2	2.0	2	1	1.0	1	9
John Lindner	2	0	0	.000	0	0	.000	0	2	.000	1	0.5	0	0	0.0	0	3
Oliver Macklin	3	0	1	.000	0	0	.000	1	2	.500	1	0.3	0	1	0.3	0	3
Bill Madison	1	1	3	.333	-	-	-	0	0	.000	0	0.0	0	2	2.0	0	-
Jonathan Mandeldove	2	0	1	.000	0	0	.000	0	0	.000	1	0.5	0	0	0.0	0	4
Gerry Manning	1	4	13	.308	-	-	-	1	2	.500	10	10.0	2	9	9.0	2	-
Donny Marshall	9	41	88	.466	6	16	.375	45	53	.849	53	5.9	19	133	14.8	10	251

ALL-TIME NCAA TOURNAMENT INDIVIDUAL STATISTICS

NAME	G	FG	FGA	PCT.	3FG	3FGA	PCT	FT	FTA	PCT	REB	Avg.	PF	TP	Avg.	A	MIN
Donyell Marshall	5	34	74	.460	4	16	.250	14	20	.700	52	10.4	12	86	17.2	8	131
Mike McKay	1	4	17	.235	-	-	-	13	14	.929	8	8.0	4	21	21.0	2	-
Ed Martin	2	2	5	.400	-	-	-	0	1	.000	3	1.5	3	4	2.0	-	-
Tyrese Martin	2	3	17	.176	2	4	.500	3	4	.750	16	8.0	3	11	5.5	3	68
Shonn Miller	2	2	10	.200	0	0	.000	4	4	1.000	4	2.0	7	8	4.0	1	47
Ricky Moore	11	24	58	.414	6	20	.300	20	28	.714	38	3.5	21	56	5.1	32	345
Albert Mouring	8	18	43	.419	7	17	.411	5	6	.833	15	1.9	5	48	6.0	6	126
Shabazz Napier	13	54	130	.415	26	65	.400	45	52	.865	54	4.2	27	179	13.8	53	412
Steve Naracci	2	0	2	.000	-	-	-	0	0	.000	0	0.0	2	0	0.0	0	-
Ed Nelson	6	5	8	.625	0	0	.000	6	8	.750	12	2.0	8	16	2.7	0	51
Phillip Nolan	8	5	15	.333	0	0	.000	2	4	.500	14	1.8	22	12	1.5	3	113
Bob O'Brien	1	0	-	-	-	-	-	0	0	.000	0	0.0	1	0	0.0	-	-
Jim O'Connor	5	14	-	-	-	-	-	6	10	.600	-	-	7	34	6.8	-	-
Emeka Okafor	13	72	120	.600	0	0	.000	31	50	.620	141	10.8	38	175	13.5	11	392
Charles Okwandu	6	8	13	.615	0	0	.000	2	4	.500	11	1.8	12	18	3.0	1	93
Tyler Olander	10	5	12	.417	0	0	.000	1	2	.500	8	0.8	9	11	1.1	1	66
Bill O'Leary	3	1	-	-	-	-	-	1	2	.500	0	0.0	2	3	1.0	-	-
Kevin Ollie	9	14	41	.341	1	7	.143	18	20	.900	23	2.6	14	47	5.2	47	254
Alex Oriakhi	7	19	42	.452	0	0	.000	8	13	.615	62	8.9	18	46	6.6	5	180
Bob Osborn	4	10	-	-	-	-	-	11	14	.786	-	-	4	31	7.8	-	-
Worthy Patterson	1	7	-	-	-	-	-	7	8	.875	-	-	5	21	21.0	-	-
Tom Penders	2	4	9	.444	-	-	-	3	6	.500	4	2.0	7	11	5.5	-	-
Dom Perno	4	10	44	.227	-	-	-	13	19	.684	11	2.8	8	33	8.3	15	-
Steve Pikiell	5	3	6	.500	2	3	.667	2	6	.333	4	0.8	4	10	2.0	3	62
John Pipczynski	3	6	-	-	-	-	-	5	6	.833	-	-	-	17	5.7	-	-
Tyler Polley	2	4	12	.333	4	12	.333	1	1	1.000	0	0.0	3	13	6.5	0	41
A.J. Price	6	31	84	.369	11	30	.367	22	31	.710	25	4.2	11	95	15.8	23	169
Rodney Purvis	2	13	26	.500	4	12	.333	6	7	.857	8	4.0	5	36	18.0	2	60
Art Quimby	1	8	-	-	-	-	-	3	7	.429	-	-	1	19	19.0	-	-
Fran Quinn	4	19	-	-	-	-	-	9	12	.750	-	-	9	47	11.8	-	-
John Risley	3	1	-	-	-	-	-	2	2	1.000	-	-	1	4	1.3	-	-
Al Ritter	3	9	18	.500	-	-	-	0	0	.000	1	0.3	2	18	6.0	0	-
Ron Ritter	2	5	14	.357	-	-	-	1	2	.500	2	1.0	2	11	5.5	-	-
Tony Robertson	9	28	67	.418	7	20	.350	17	20	.850	19	2.1	20	80	8.9	10	224
Stanley Robinson	6	32	55	.581	2	7	.286	14	16	.875	58	9.7	7	80	13.3	6	208
Jack Rose	3	18	-	-	-	-	-	24	27	.889	-	-	8	60	20.0	-	-
Gordon Ruddy	4	21	-	-	-	-	-	17	25	.680	-	-	10	59	14.8	-	-
Terrence Samuel	6	8	14	.571	0	0	.000	11	12	.917	8	1.3	5	27	4.5	4	82
Adama Sanogo	2	6	16	.375	0	0	.000	2	2	1.000	12	6.0	4	14	7.0	3	51
Edmund Saunders	8	23	37	.622	0	0	.000	10	19	.526	45	5.6	19	56	7.0	3	156
Bill Schmidt	2	5	-	-	-	-	-	6	8	.750	-	-	3	16	8.0	-	-
Rod Sellers	7	17	31	.549	0	0	.000	12	20	.600	42	6.0	18	46	6.6	7	166
Johnnie Selvie	4	13	28	.464	0	0	.000	9	17	.529	24	6.0	10	35	8.8	4	123
Doron Sheffer	10	53	122	.434	11	36	.306	38	45	.844	58	5.8	23	155	15.5	48	345
Rollie Sheldon	1	2	11	.182	-	-	-	1	1	1.000	4	4.0	2	5	5.0	0	-
Howard Silverstein	1	0	1	.000	-	-	-	0	0	.000	0	0.0	0	0	0.0	0	-
Ed Slomcenski	4	8	26	.308	-	-	-	9	12	.750	37	9.3	9	25	6.3	3	-
Chris Smith	9	57	149	.383	24	60	.400	32	41	.780	27	3.0	17	170	18.9	31	324
Roscoe Smith	7	16	37	.432	4	14	.286	3	3	1.000	38	5.4	16	39	5.6	2	187
Justin Srb	1	0	0	.000	0	0	.000	1	2	.500	1	1.0	1	1	1.0	0	1
Dennis Stanek	1	0	0	.000	0	0	.000	0	1	.000	0	0.0	0	0	0.0	0	3
Benjamin Stewart	1	1	2	.500	0	0	.000	0	0	.000	1	1.0	0	2	2.0	0	1
Marc Suhr	2	1	2	.500	0	0	.000	0	0	.000	2	1.0	0	2	1.0	0	3
Jim Sullivan	1	0	2	.000	-	-	-	0	0	.000	1	1.0	2	0	0.0	1	-
Charlie Talbott	1	0	1	.000	-	-	-	0	0	.000	1	1.0	0	0	0.0	0	4
Hasheem Thabeet	6	26	44	.591	0	0	.000	25	39	.641	57	9.5	14	77	12.8	3	175
John Thomas	2	3	11	.273	-	-	-	5	8	.625	30	15.0	6	11	5.5	7	-
Marcus Thomas	3	0	0	.000	0	0	.000	0	0	.000	0	0.0	0	0	0.0	0	5
Corny Thompson	1	7	18	.389	-	-	-	4	4	1.000	12	12.0	1	18	18.0	1	-
Dick Thompson	2	1	4	.250	-	-	-	2	3	.667	2	1.0	1	4	2.0	-	-
Ryan Thompson	2	1	2	.500	0	1	.000	0	0	.000	1	0.5	0	2	1.0	1	18
Leon Tolksdorf	2	0	0	.000	0	0	.000	1	2	.500	1	0.5	0	1	0.5	0	2
Shamon Tooles	9	0	1	.000	0	0	.000	0	2	.000	2	0.2	4	0	0.0	0	12
George Uhl	1	2	4	.500	-	-	-	3	3	1.000	3	3.0	4	7	7.0	2	-

ALL-TIME NCAA TOURNAMENT INDIVIDUAL STATISTICS

NAME	G	FG	FGA	PCT.	3FG	3FGA	PCT	FT	FTA	PCT	REB	Avg.	PF	TP	Avg.	A	MIN
Jim Veronick	3	1	1	1.000	0	0	.000	0	0	.000	2	0.7	0	2	0.7	0	3
Charlie Villanueva	8	26	47	.553	5	9	.556	7	11	.636	43	5.4	16	64	8.0	7	146
Jake Voskuhl	12	26	44	.590	0	0	.000	12	16	.750	75	6.3	43	65	5.4	12	284
Kemba Walker	11	59	136	.434	12	42	.286	62	76	.816	51	4.6	15	192	17.5	55	344
Toraino Walker	9	19	32	.594	0	0	.000	5	10	.500	34	3.8	25	43	4.8	8	155
Souleymane Wane	11	10	23	.435	0	0	.000	1	2	.500	28	2.5	24	17	1.5	3	94
Dick Watson	1	2	-	-	-	-	-	2	2	1.000	-	-	4	6	6.0	-	-
Al Weston	2	14	29	.483	-	-	-	14	14	1.000	5	2.5	6	42	21.0	5	-
Isaiah Whaley	2	7	15	.467	1	6	.167	0	2	.000	10	5.0	4	15	7.5	4	69
Doug Wiggins	1	2	5	.400	1	1	1.000	0	0	.000	4	4.0	4	5	5.0	5	23
Marcus Williams	6	32	68	.471	10	22	.455	37	41	.902	24	4.0	14	111	18.5	44	217
Murray Williams	4	0	2	.000	0	0	.000	0	0	.000	1	0.3	2	0	0.0	1	23
Joey Whelton	2	17	36	.472	-	-	-	3	6	.500	2	1.0	5	37	18.5	6	-
Marcus White	3	3	12	.250	0	0	.000	10	13	.769	18	6.0	5	16	5.3	1	75
Ken Whitney	2	0	3	.000	-	-	-	1	3	.333	0	0.0	1	1	0.5	0	12
Wally Widholm	1	2	5	.400	-	-	-	3	3	1.000	6	6.0	5	7	7.0	3	-
Nantambu Willingham	7	0	3	.000	0	0	.000	2	2	1.000	6	0.9	3	2	0.3	0	18
Chris Witcomb	1	1	4	.250	-	-	-	0	1	.000	1	1.0	0	2	2.0	0	12
Enosch Wolf	1	0	0	.000	0	0	.000	0	0	.000	0	0.0	0	0	0.0	0	2
Doug Wrenn	2	0	2	.000	0	0	.000	0	0	.000	1	0.5	2	0	0.0	0	12
Greg Yeomans	1	0	0	.000	0	0	.000	0	0	.000	0	0.0	1	0	0.0	0	3
Vin Yokabaskas	1	7	15	.467	-	-	-	8	11	.727	3	3.0	2	22	22.0	3	-
Stan Zima	1	2	-	-	-	-	-	2	2	1.000	0	0.0	1	6	6.0	-	-

ALL-TIME NCAA TOURNAMENT TOP PERFORMANCES

NCAA Tournament Individual Career Records

Games	Years	Total
1. Rashad Anderson	03-06	15
Hilton Armstrong	03-06	15
Denham Brown	03-06	15
4. Shabazz Napier	11-14	13
Niels Giffey	11-14	13
Rashamel Jones	96-99	13
Taliek Brown	01-04	13
Ben Gordon	02-04	13
Emeka Okafor	02-04	13

FGM	Years	Total
1. Richard Hamilton	97-99	87
2. Emeka Okafor	02-04	72
3. Ray Allen	94-96	71
4. Khalid El-Amin	98-00	67
5. Ben Gordon	02-04	63

FG% (min. 25 FGA)	Years	Total
1. Edmund Saunders	99-01	62.2
2. Emeka Okafor	02-04	60.0
3. Travis Knight	93-96	59.3
4. Hasheem Thabeet	07-09	59.1
5. Kake Voskuhl	97-00	59.0

3-PT. FGM	Years	Total
1. Rashad Anderson	03-06	37
2. Ben Gordon	02-04	27
3. Shabazz Napier	11-14	26
4. Ray Allen	94-96	25
5. Chris Smith	89-92	24

3-PT. FG% (min. 10 3FGA)	Years	Total
1. Jeremy Lamb	11-12	56.0
2. Caron Butler	02	50.0
3. Marcus Williams	03-06	45.5
4. Ray Allen	94-96	44.6
5. Rashad Anderson	03-06	42.0

FTM	Years	Total
1. Ben Gordon	02-04	63
2. Kemba Walker	09-11	62
3. Shabazz Napier	11-14	45
3. Donny Marshall	92-95	45
5. Khalid El-Amin	98-00	42

FT% (min 10 FTA)	Years	Total
1. Niels Giffey	11-14	100.0
1. Al Weston	73-76	100.0
3. Craig Austrie	06-09	96.0
4. Mike McKay	79-82	92.9
5. Sterling Gibbs	2016	92.3
6. Terrence Samuel	2014	91.7
7. Marcus Williams	04-06	90.2
8. Kevin Ollie	92-95	90.0

Rebounds	Years	Total
1. Emeka Okafor	02-04	141
2. Toby Kimball	63-65	92
3. Kevin Freeman	97-00	79
4. Jake Voskuhl	97-00	75
5. Ray Allen	94-96	70

Rebound Avg.	Years	Total
1. Toby Kimball	63-65	18.4
2. John Thomas	73-75	15.0
3. Corny Thompson	79-82	12.0
4. Emeka Okafor	02-04	10.8
5. Daniel Hamilton	2016	10.5

Assists	Years	Total
1. Taliek Brown	01-04	63
2. Shabazz Napier	11-14	53
3. Khalid El-Amin	98-00	50
4. Doron Sheffer	94-96	48
5. Kevin Ollie	92-95	47
6. Marcus Williams	04-06	44

Points	Years	Total
1. Richard Hamilton	97-99	235
2. Ben Gordon	02-04	216
2. Ray Allen	94-96	195
4. Khalid El-Amin	98-00	194
5. Kemba Walker	09-11	192

Pts. Avg.	Years	Total
1. Caron Butler	02	26.5
2. Richard Hamilton	97-99	23.5
3. Vin Yokabauskas	50-52	22.0
4. Al Weston	73-76	21.0
5. Jack Rose	58-60	21.0
6. Worthy Patterson	52-54	21.0



Richard Hamilton is UConn's all-time leading scorer in NCAA Tournament play with 235 points.

Best Single-Game Performances in NCAA Tournament Play

Most Points by a UConn Player

Kemba Walker vs. San Diego State	36	3/24/11	Sweet 16
Ben Gordon vs. Alabama	36	3/27/04	Final Eight
Ray Allen vs. UCLA	36	3/23/95	Final Eight
Caron Butler vs. NC State	34	3/17/02	2nd Round
Kemba Walker vs. Cincinnati	33	3/19/11	3rd Round
Caron Butler vs. Maryland	32	3/24/02	Final Eight
Richard Hamilton vs. Fairleigh Dickinson	30	3/12/98	1st Round
Ben Gordon vs. Stanford	29	3/22/03	2nd Round
Rashad Anderson vs. Alabama	28	3/27/04	Final Eight
Richard Hamilton vs. Texas-San Antonio	28	3/11/99	1st Round
Khalid El-Amin vs. Fairleigh Dickinson	28	3/12/98	1st Round
Jack Rose vs. Boston U.	28	3/10/59	1st Round
A.J. Price vs. Texas A & M	27	3/21/09	2nd Round
Richard Hamilton vs. Duke	27	3/29/99	Nat'l Champ.
Doron Sheffer vs. Eastern Michigan	27	3/16/96	2nd Round
Donny Marshall vs. Maryland	27	3/23/95	Sweet 16
DeAndre Daniels vs. Iowa State	27	3/28/14	Sweet 16
Marcus Williams vs. Washington	26	3/24/06	Sweet 16
Ray Allen vs. Cincinnati	25	3/18/95	2nd Round
Donny Marshall vs. Cincinnati	25	3/18/95	2nd Round
Chris Smith vs. LSU	25	3/14/91	1st Round
Shabazz Napier vs. Villanova	25	3/22/14	Round of 32
Shabazz Napier vs. Michigan State	25	3/30/14	Final Eight

Most Assists by a UConn Player

Kemba Walker vs. Bucknell	12	3/17/11	2nd Round
Marcus Williams vs. George Mason	11	3/26/06	Final Eight
Kevin Ollie vs. Tennessee-Chattanooga	11	3/16/95	1st Round
Taliek Brown vs. Alabama	10	3/27/04	Final Eight
Khalid El-Amin vs. Texas-San Antonio	10	3/11/99	1st Round
Kevin Ollie vs. Cincinnati	9	3/18/95	2nd Round

Most Rebounds by a UConn Player

Toby Kimball vs. St. Joseph's	29	3/8/65	1st Round
Toby Kimball vs. West Virginia	19	3/11/63	1st Round
John Thomas vs. Rutgers	19	3/18/76	Sweet 16
Emeka Okafor vs. Texas	17	3/28/03	Sweet 16
Toby Kimball vs. Temple	17	3/6/64	1st Round
Jeff Adrien vs. Chattanooga	16	3/19/09	1st Round
Donyell Marshall vs. Ohio St.	16	3/21/92	2nd Round
John Pipczynski vs. New York U.	16	3/8/60	1st Round
Hasheem Thabeet vs. Purdue	15	3/26/09	Sweet 16
Emeka Okafor vs. Georgia Tech	15	4/5/04	Nat'l Champ.
Emeka Okafor vs. Stanford	15	3/22/03	2nd Round
Emeka Okafor vs. Hampton	15	3/15/02	1st Round
Kevin Freeman vs. Gonzaga	15	3/20/99	Final Eight
Scott Burrell vs. Clemson	15	3/22/90	Sweet 16
Robert Osborn vs. Temple	15	3/16/56	Sweet 16

Best Single Tournament Totals and Averages in NCAA Tournament Play

Points

1. Richard Hamilton	145	1999
2. Kemba Walker	141	2011
3. Ben Gordon	127	2004
3. Shabazz Napier	127	2014
5. Caron Butler	106	2002
6. Rashad Anderson	104	2004

Points Average (min. 3 games)

1. Caron Butler	26.5 (4 games)	2002
2. Richard Hamilton	24.2 (6 games)	1999
3. Ray Allen	24.0 (4 games)	1995
4. Ray Allen	23.7 (3 games)	1996
5. Kemba Walker	23.5 (6 games)	2011

Rebound Average (min. 3 games)


1. Toby Kimball	14.7 (3 games)	1964
2. Emeka Okafor	13.3 (3 games)	2003
3. Emeka Okafor	11.3 (6 games)	2004
4. Hasheem Thabeet	10.2 (5 games)	2009
5. Alex Oriakhi	9.8 (6 games)	2011

Assist Average (min. 3 games)

1. Marcus Williams	8.8 (4 games)	2006
2. Kevin Ollie	8.0 (4 games)	1995
3. Doron Sheffer	5.8 (4 games)	2004
4. Kemba Walker	5.7 (6 games)	2011
5. Taliek Brown	5.5 (6 games)	2004

Three-Pointers in a Tournament

1. Rashad Anderson	21	2004
2. Shabazz Napier	20	2014
3. Ben Gordon	14	2004
3. Richard Hamilton	14	1998
3. Chris Smith	14	1990
6. Ray Allen	13	1996



2022-23 UCONN HUSKIES

Front row (l-r): Andre Johnson Jr., Joey Calcaterra, Tristen Newton, Jordan Hawkins, Andre Jackson Jr., Nahiem Alleyne, Hassan Diarra, Andrew Hurley.

Second row (l-r): Emmett Hendry, Apostolos Roumoglou, Richie Springs, Samson Johnson, Donovan Clingan, Adama Sanogo, Yarin Hasson, Alex Karaban.