



NCAA
MEN'S
FINAL FOUR

APRIL 1 & 3, 2023

NRG STADIUM

HOUSTON, TX

FINAL FOUR

UConn
BASKETBALL



2022-23 UConn Huskies



TRISTEN NEWTON
Sr. G 6-5 190
El Paso, Texas




JOEY CALCATERRA
Gr. G 6-3 180
Novato, Calif.



NAHIEM ALLEYNE
Sr. G 6-4 195
Buford, Ga..




HASSAN DIARRA
Jr. G 6-2 190
Queens, N.Y..



ALEX KARABAN
R-Fr. F 6-8 210
Southborough, Mass.




RICHIE SPRINGS
R-Jr. F 6-9 235
Brooklyn, N.Y.




ANDREW HURLEY
Jr. G 6-1 170
Glastonbury, Conn.




ADAMA SANOGO
Jr. F 6-9 245
Bamako, Mali



JORDAN HAWKINS
So. G 6-5 195
Gaithersburg, Md.



YARIN HASSON
Fr. F 6-9 180
Gan Yavne, Israel



DONOVAN CLINGAN
Fr. C 7-2 265
Bristol, Conn.



APOSTOLOS
ROUMOGLOU
Fr. G 6-7 205
Xanthi, Greece.



SAMSON JOHNSON
So. F 6-10 215
Lome, Togo



ANDRE JOHNSON JR.
Fr. G 6-4 160
Bristol, Conn.



EMMETT HENDRY
Fr. G 6-3 155
Brooklyn, N.Y.



ANDRE JACKSON JR.
Jr. G 6-6 210
Amsterdam, N.Y.



DAN HURLEY
Head Coach



KIMANI YOUNG
Associate Head Coach



TOM MOORE
Assistant Coach



LUKE MURRAY
Assistant Coach



2023 NCAA Championship, Final Four

Sat & Mon, April 1 & 3

NRG Stadium, Houston, Texas

No. 4 seed, West
**UConn
Huskies**
(29-8)

No. 5 seed, Midwest
**vs. Miami
Hurricanes**
(29-7)



UCONN BASKETBALL SCHEDULE/RESULTS

Date	Opponent	TV	Time/Result
NOVEMBER			
Mon 7	Stonehill (XL)	Fox Sports App/FS1	W, 85-54
Fri 11	Boston U. (GP)	FS2	W, 86-57
Tue 15	Buffalo (XL)	CBS SN	W, 84-64
Fri 18	UNC-Wilmington (GP)	FS2	W, 86-50
Sun 20	Delaware State (XL)	FS1	W, 95-60
Nov. 24-27 Phil Knight Invitational Portland, Ore.			
Thu 24	vs. Oregon	ESPN2	W, 83-59
Fri 25	vs. #18/#18 Alabama	ESPN2	W, 82-67
Sun 27	vs. Iowa State	ESPN	W, 71-53
DECEMBER			
Dec. 1	BIG EAST-Big 12 Battle Storrs, Conn.		
Thu 1	Oklahoma State (GP)	FS1	W, 74-64
Wed 7	at Florida	ESPN2	W, 75-54
Sat 10	Long Island (GP)	FS1	W, 114-61
Sat 17	*at Butler	FS1	W, 68-46
Tue 20	*Georgetown (GP)	FS1	W, 84-73
Wed 28	*Villanova (XL)	FS1	W, 74-66
Sat 31	*at #22/#25 Xavier	FOX	L, 73-83
JANUARY			
Wed 4	*at arv/arv Providence	FS1	L, 61-73
Sat 7	*arv/-- Creighton (GP)	FOX	W, 69-60
Wed 11	*at #25/#23 Marquette	CBS SN	L, 76-82
Sun 15	*St. John's (XL)	FS1	L, 74-85
Wed 18	*at Seton Hall	FS1	L, 66-67
Sun 22	*Butler (XL)	FOX	W, 86-56
Wed 25	*#13/#12 Xavier (GP)	FS1	L, 79-82
Tue 31	*at DePaul	FS1	W, 90-76
FEBRUARY			
Sat 4	*at Georgetown	FS1	W, 68-62
Tue 7	*#10/#10 Marquette (XL)	FS1	W, 87-72
Sat 11	*at #23/arv Creighton	FOX	L, 53-56
Sat 18	*Seton Hall (GP)	FOX	W, 64-55
Wed 22	*#20/#23 Providence (GP)	FS1	W, 87-69
Sat 25	*at St. John's	CBS	W, 95-86
MARCH			
Wed 1	*DePaul (XL)	CBS SN	W, 88-59
Sat 4	*at Villanova	FOX	W, 71-59
BIG EAST Tournament - Seeded #4 (MSG) New York, N.Y.			
Thu 9	vs. 5-seed arv/arv Providence	FS1	W, 73-66
Fri 10	vs. 1-seed #6/#6 Marquette	FS1	L, 68-70
NCAA Championship -- Seeded #4, West Region, Albany, N.Y.			
Fri 17	vs. 13-seed Iona	TBS	W, 87-63
Sun 19	vs. 5-seed #19/#19 Saint Mary's	TNT	W, 70-55
NCAA West Regional -- Seeded #4, T-Mobile Arena, Las Vegas, Nev.			
Thu 23	vs. 8-seed Arkansas	CBS	W, 88-65
Sat 25	vs. 3-seed #9/#9 Gonzaga	TBS	W, 82-54
NCAA Final Four -- Seeded #4, NRG Stadium, Houston, Texas			
Sat April 1	vs. 5-seed #16/#15 Miami	CBS	8:49 pm (EDT)
Mon April 3	vs. San Diego St./FAU	CBS	9:20 pm (EDT)

* -- BIG EAST Conference game; GP-Gampel Pavilion (Storrs); XL-XL Center (Hartford)

SATURDAY'S GAME (4/1/23)

NCAA CHAMPIONSHIP - FINAL FOUR SEMIFINAL
#4 seed UCONN vs. #5 seed MIAMI, 8:49 p.m. (EDT)

The UConn men's basketball team, West Regional champion, has reached the Final Four for the sixth time in the history of the program, and the first time since the 2014 NCAA championship season. In the National Semifinals, the Huskies will meet the University of Miami, the Midwest Regional champ, on Saturday, April 1, at NRG Stadium in Houston, Texas. The game is set for an 8:49 p.m. tipoff and will be televised by CBS.

UConn (29-8), which has won 10 of its last 11 games, is coming off an impressive 82-54 win over Gonzaga on Saturday. The , is led in scoring (17.1) and rebounding (7.5) by junior Adama Sanogo, while sophomore Jordan Hawkins, the MOP of the West Regional, is averaging 16.3 points per game. Senior Tristen Newton and junior Andre Jackson are the team leaders in assists (4.7), while freshman DSonovan Clingan is the leader in blocked shots (1.84).

Miami (29-7), in its first Final Four, is led in scoring by junior Isaiah Wong (16.2) and senior Jordan Miller (15.4). Sophomore Norchad Omier is the leading rebounder (10.1) for Miami and Wong leads in assists (3.2).

All-time series: UConn leads, 17-8

Last UConn win: 80-55, 11/24/19, TD Arena, Charleston, S.C.

Last Miami win: 77-76, 1/20/03, Miami Convocation Center, Miami, Fla.

BROADCAST INFORMATION

TELEVISION

CBS
Jim Nantz (pbp)
Bill Raftery (analyst)
Grant Hill (analyst)
Tracy Wolfson (reporter)

RADIO

UConn Sports Network
Mike Crispino (pbp)
Wayne Norman (analyst)
97.9-ESPN Hartford

WILI-1400 AM (Willimantic)
WATR-1320-AM (Waterbury)
WAVZ-1300-AM (New Haven)
WGCH-1490-AM (Greenwich)
Sirius XM-84
SXM App -84

HUSKY BITES

- ⇒ **UConn Coach Dan Hurley** is in his fifth season as the 19th head coach of the Huskies with an overall coaching record of 253-160 (.613) in 12+ seasons -- two at Wagner College, six at the University of Rhode Island and four-plus at UConn (102-55, .650). He has taken five teams to the NCAA Tournament and is a former Atlantic 10 Coach of the Year.
- ⇒ In 36 appearances in the NCAA Championship, UConn has only been a No. 4 seed once before this season -- in the 2008 tournament. That season, the Huskies lost a first-round game to the University of San Diego, 70-69, in overtime at the St. Pete Times Forum in Tampa, Fla. This season's No. 4 seed is UConn's highest seed since the Huskies were a No. 3 seed in the 2011 tournament.
- ⇒ **UP NEXT:** With a win tonight, UConn would advance to the NCAA Championship game for the fifth time in program history, meeting the winner of the San Diego St./Florida Atlantic winner on Monday, April 3. The game is set for a 9:20 tipoff on CBS.

FOR MORE INFO ON UCONN BASKETBALL
PLEASE CONTACT: PHIL CHARDIS
Assistant Director of Communications
phil.chardis@uconn.edu; twitter: @UConnMBB
Office: 860-486-3531; Mobile: 860-771-3314



2023 NCAA MEN'S BASKETBALL CHAMPIONSHIP

Final Four, NRG Stadium, Houston, Texas

uconnhuskies.com / @UConnMBB





UCONN INFORMATION

Location.....**Storrs, Conn.**
 Enrollment.....**27,721**
 Founded.....**1881**
 President.....**Dr. Radenka Maric**
 Athletic Director.....**David Benedict**
 Conference.....**Big East**
 Home Courts....**Gampel Pavilion (10,167)**
 XL Center (15,564)
 Nickname.....**Huskies**
 Colors.....**National Flag Blue**
 (Navy) & White
 Website.....**uconnhuskies.com**
 Facebook.....**@UConnMBB**
 Twitter.....**@UConnMBB**

TEAM INFORMATION

2022-23 overall record.....**29-8**
 2022-23 BIG EAST record.....**13-7 (T-4th)**
 2023 BIG EAST Championship.....**1-1**
 2023 NCAA Championship.....**4-0**

COACHING STAFF

Head Coach...**Dan Hurley (Seton Hall '96)**
 Record at school/years.....**102-55/4+**
 Career record/years.....**253-160/12+**
 Associate Head Coach.....
 Kimani Young (UTEP '98)
 Assistant Coaches.....
 Tom Moore (Boston U. '87)
 Luke Murray (Fairfield '07)
 Director of Basketball Administration...
 Paul Wettemann (UConn '18, UConn '20)
 Video and Scouting Coordinator....
 Mathew Johnson (Tampa '17, UConn '22)
 Director of Player Development.....
 Mamadou Diarra (UConn '20, UConn '22)
 Director of Sports Performance...
 Gavin Roberts (Purdue '13, '15)
 Athletic Trainer..... **James Doran**
 (San Diego St. '98, Wyoming '00)

ATHLETIC COMMUNICATIONS

Assistant Director/
 Primary Basketball Contact.....**Phil Chardis**
 Email.....**phil.chardis@uconn.edu**
 Office phone.....**860-486-3531**
 Cell phone.....**860-771-3314**
 Secondary Contact.....**Bill Peterson**
 Email.....**william.peterson@uconn.edu**
 Cell phone.....**203-558-3215**

2022-23 UCONN BASKETBALL ROSTER

2022-23 Numerical Roster

#	Name	Yr.	Pos.	Ht.	Wt.	Hometown/Last School
2	Tristen Newton	Sr.	G	6-5	190	El Paso, Texas / East Carolina
3	Joey Calcaterra	Gr.	G	6-3	180	Novato, Calif. /San Diego
4	Nahiem Alleyne	Sr.	G	6-4	195	Buford, Ga. / Virginia Tech
5	Hassan Diarra	Jr.	G	6-2	190	Queens, N.Y. / Texas A&M
11	Alex Karaban	R-Fr.	F	6-8	210	Southborough, Mass. / IMG Academy
13	Richie Springs	R-Jr.	F	6-9	235	Brooklyn, N.Y. / MacDuffie School
20	Andrew Hurley	Jr.	G	6-1	170	Glastonbury, Conn. / East Catholic HS
21	Adama Sanogo	Jr.	F	6-9	245	Bamako, Mali / The Patrick School
24	Jordan Hawkins	So.	G	6-5	195	Gaithersburg, Md. / DeMatha Catholic HS
30	Yarin Hasson	Fr.	F	6-9	180	Gan Yavne, Israel / Gimnasia Realit
32	Donovan Clingan	Fr.	C	7-2	265	Bristol, Conn. / Bristol Central HS
33	Apostolos Roumoglou	Fr.	G	6-7	205	Xanthi, Greece / Arion Xanthi
35	Samson Johnson	So.	F	6-10	215	Lomé, Togo / The Patrick School
40	Andre Johnson Jr.	Fr.	G	6-4	160	Bristol, Conn. / South Kent School
41	Emmett Hendry	Fr.	G	6-3	155	Brooklyn, N.Y. / Montverde Academy
44	Andre Jackson	Jr.	G	6-6	210	Amsterdam, N.Y. / Albany Academy

2022-23 Alphabetical Roster

#	Name	Yr.	Pos.	Ht.	Wt.	Hometown/Last School
4	Nahiem Alleyne	Sr.	G	6-4	195	Buford, Ga. / Virginia Tech
3	Joey Calcaterra	Gr.	G	6-3	180	Novato, Calif. /San Diego
32	Donovan Clingan	Fr.	C	7-2	265	Bristol, Conn. / Bristol Central HS
5	Hassan Diarra	Jr.	G	6-2	190	Queens, N.Y. / Texas A&M
30	Yarin Hasson	Fr.	F	6-9	180	Gan Yavne, Israel / Gimnasia Realit
24	Jordan Hawkins	So.	G	6-5	195	Gaithersburg, Md. / DeMatha Catholic HS
41	Emmett Hendry	Fr.	G	6-3	155	Brooklyn, N.Y. / Montverde Academy
20	Andrew Hurley	Jr.	G	6-1	170	Glastonbury, Conn. / East Catholic HS
44	Andre Jackson	Jr.	G	6-6	210	Amsterdam, N.Y. / Albany Academy
40	Andre Johnson Jr.	Fr.	G	6-4	160	Bristol, Conn. / South Kent School
35	Samson Johnson	So.	F	6-10	215	Lomé, Togo / The Patrick School
11	Alex Karaban	R-Fr.	F	6-8	210	Southborough, Mass. / IMG Academy
2	Tristen Newton	Sr.	G	6-5	190	El Paso, Texas / East Carolina
33	Apostolos Roumoglou	Fr.	G	6-7	205	Xanthi, Greece / Arion Xanthi
21	Adama Sanogo	Jr.	F	6-9	245	Bamako, Mali / The Patrick School
13	Richie Springs	R-Jr.	F	6-9	235	Brooklyn, N.Y. / MacDuffie School

COACHING STAFF

Head Coach: DAN HURLEY, (Seton Hall '96)
Record at school / years.....102-55 / 4+; **Career record / years.....**253-160 / 12+
Associate Head Coach: KIMANI YOUNG (UTEP '98)
Assistant Coach: TOM MOORE (Boston University '87)
Assistant Coach: LUKE MURRAY (Fairfield '07)
Director of Basketball Operations: PAUL WETTEMANN (UConn '18, UConn '20)
Athletic Trainer: JAMES DORAN (San Diego St. '98; Wyoming '00)
Director Sports Performance: GAVIN ROBERTS (Purdue '13, '15)
Video and Scouting Coordinator: MATHEW JOHNSON (Tampa '17, UConn '22)
Director of Player Development: MAMADOU DIARRA (UConn '20, UConn '22)

RETURN TO THE FINAL FOUR: UConn is making its sixth appearance in the NCAA Final Four. The Huskies own a record of 8-1 in their previous five appearances -- going 2-0 in each of 1999, 2004, 2011, and 2014 to win the National Championship in those seasons. UConn's lone loss in the Final Four occurred in 2009, bowing to Michigan State, 82-73, in the National Semifinals, held at Ford Field in Detroit.

UCONN IN NCAA CHAMPIONSHIP PLAY: UConn is making its 36th appearance in the NCAA Championship and owns an overall record of 63-32 (which includes a 2-1 record in 1996 that has been declared void by the NCAA). The Huskies have won four National Championships, in 1999, 2004, 2011, and 2014, and also appeared in the 2009 Final Four. UConn has reached the NCAA Elite Eight 12 times (6-6) and the Sweet Sixteen 18 times (12-6) in school history.

IMPRESSIVE RUN: UConn has built an impressive 43-11 record (.796) in its last 16 appearances in the NCAA Championship, including this season, dating back to its 6-0 run to the National Championship in 1999. Included in that 16-appearance span are four National



2023 NCAA MEN'S BASKETBALL CHAMPIONSHIP

Final Four, NRG Stadium, Houston, Texas

uconnhuskies.com / @UConnMBB



Championships (1999, 2004, 2011, 2014), six trips to the Final Four (1999, 2004, 2009, 2011, 2014, 2023) and eight trips to the Eite Eight (1999, 2002, 2004, 2006, 2009, 2011, 2014, 2023).

EVEN IN EIGHTS: UConn's 82-54 victory over Gonzaga in the Elite Eight on Saturday evened its record in Elite Eight games to 6-6 all-time and UConn has won its last four Elite Eight games. The Huskies have won Elite Eight games in 1999, 2004, 2009, 2011, 2014, and 2023. The have lost Elite Eight games in 1964, 1990, 1995, 1998, 2002 and 2006.

UCONN'S SEEDING: UConn has been a No. 4 seed in the NCAA Championships only once before, in the 2008 tourney, since the seeding process began in 1979. UConn bowed to San Diego in the 2008 first round, losing a 70-69 decision in overtime. In UConn's 24 NCAA appearances since 1979, the Huskies have been a No. 1 seed five times, a No. 2 seed six times, a No. 3 seed once, a No. 4 seed twice, a No. 5 seed four times, a No. 7 seed twice, a No. 9 seed three times, and a No. 11 seed once.

UCONN SEEDING HISTORY

(seeding began in 1979)

- 1979: No. 5 seed, East Region (lost in 1st Round)
- 1990: No. 1 seed, East Region (advanced to Elite 8)
- 1991: No. 11 seed, Midwest Region (advanced to Sweet 16)
- 1992: No. 9 seed, Southeast Region (advanced to 2nd Round)
- 1994: No. 2 seed, East Region (advanced to Sweet 16)
- 1995: No. 2 seed, West Region (advanced to Elite 8)
- 1996: No. 1 seed, Southeast Region (advanced to Sweet 16)
- 1998: No. 2 seed, East Region (advanced to Elite 8)
- 1999: No. 1 seed, West Region (**won NCAA Championship**)
- 2000: No. 5 seed, South Region (advanced to 2nd Round)
- 2002: No. 2 seed, East Region (advanced to Elite 8)
- 2003: No. 5 seed, South Region (advanced to Sweet 16)
- 2004: No. 2 seed, Phoenix Region (**won NCAA Championship**)
- 2005: No. 2 seed, Syracuse Region (advanced to 2nd Round)
- 2006: No. 1 seed, Washington Region (advanced to Elite 8)
- 2008: No. 4 seed, West Region (lost in 1st Round)
- 2009: No. 1 seed, West Region (advanced to Final Four)
- 2011: No. 3 seed, West Region (**won NCAA Championship**)
- 2012: No. 9 seed, South Region (lost in 2nd Round)
- 2014: No. 7 seed, East Region (**won NCAA Championship**)
- 2016: No. 9 seed, South Region (lost in 2nd Round)
- 2021: No. 7 seed, East Region (lost in 1st Round)
- 2022: No. 5 seed, West Region (lost in 1st Round)
- 2023: No. 4 seed, West Region (TBD)

THE WEST WAS WON AGAIN: UConn has enjoyed success coming out of the West Region at the NCAA Championships. The 2023 tournament marks the eighth time that the Huskies have been assigned to the West Region -- 1995, 1999, 2004, 2008, 2009, 2011, 2022 and 2023. UConn won the **National Championship** in 1999, 2004 and 2011 and reached the **Final Four** in 2009 and 2023.

WEST REGIONAL AWARDS: UConn sophomore **Jordan Hawkins** was named **Most Outstanding Player** of the West Regional after he averaged 22.0 points, 4.0 rebounds, shot .429 overall, .474 from three-point range and .917 from the foul line. Junior **Adama Sanogo** was named to the **West Regional All-Tournament Team** after averaging 14.0 ppg, 9.0 rpg, shot .545 overall and .667 from the foul line.

BIG EAST AWARDS: For the second straight season, UConn was the only team to have two players selected as **First Team All-BIG EAST** performers, as both junior forward **Adama Sanogo** and sophomore guard **Jordan Hawkins** were named to receive the honor. They are



Sophomore **Jordan Hawkins** and junior **Adama Sanogo** were named **First Team All-BIG EAST** selections, .

the 25th and 26th UConn players picked as **First Team All-BIG EAST** players. In addition, freshmen **Alex Karaban** and **Donovan Clingan** were selected to the league's **All-Freshman Team**, the 29th and 30th UConn players to receive that honor. Karaban was a unanimous selection. The all-league teams are determined by a vote of the head coaches, who cannot vote for their own players.

BIG EAST WEEKLY AWARDS: UConn freshman **Alex Karaban** was named **BIG EAST Freshman of the Week** for the sixth time on March 5 after he averaged 13.5 points, 6.0 rebounds, 4.0 assists, and 2.5 blocked shots in wins over DePaul and Villanova. He shot 58.8 percent overall and 50.0 percent from three-point range. Also, junior **Andre Jackson** was named to the **BIG EAST Weekly Honor Roll** for the third time this season after averaging 10.5 points, 7.5 rebounds, 7.0 assists, and shot a sizzling .778 from the field against DePaul and Villanova.

BIG EAST Player of the Week

Adama Sanogo (2).....Nov. 14, Nov. 21

BIG EAST Freshman of the Week

Alex Karaban (6).....Nov. 14, Nov. 21, Jan. 2, Jan. 23, Feb. 6, March 5

Donovan Clingan (2).....Nov. 28, Dec. 12

BIG EAST Weekly Honor Roll

Adama Sanogo (5).....Dec. 19, Jan. 9, Feb. 6, Feb. 13, Feb. 27

Andre Jackson Jr. (3).....Jan. 2, Feb. 20, March 5

Tristen Newton.....Nov. 28

Jordan Hawkins.....Dec. 5

Joey Calcaterra.....Dec. 26

NATIONAL RANKINGS: As of the national rankings of March 13, UConn is ranked **No. 10** in the final **AP Top 25** poll of the season. The Huskies are also ranked **No. 12** in the **USA Today Coaches Poll**. It was UConn's 18th consecutive week in the poll, its longest streak since the 2010-11, 2011-12 seasons. The Huskies are also ranked **#1** in **KenPom** rankings, with their offense ranked 3rd in the country and their defense ranked 11th in the country, one of only two teams in the country (Houston) with both offense and defense ranked in the top 11. The Huskies are also ranked **#1** in the Sagarin rankings, **#1** in Haslametrics. and **#3** in Team Rankings.

BIG EAST PLAY: In 37 full seasons of **BIG EAST Conference** play, UConn has compiled a 362-252 record (.590) in regular-season play, 210-98 at home and 152-154 on the road. The Huskies also have a 39-29 record in the **BIG EAST Tournament**. They have won or shared 10 regular-season titles and won seven **BIG EAST Tournament** titles, second only to Georgetown's eight. UConn went 13-7 in regular-season play this year.

NCAA STATISTICS: Through games of March 26, UConn is ranked among the top 30 teams nationally in a number of NCAA statistical categories. The Huskies rank 2nd in rebound margin (9.4), 2nd in scoring margin (14.4), 4th in assists per game (17.6), 10th in offensive rebounds per game (13.08), 12th in rebounds per game (39.27), 12th in three-point percentage defense (.297), 15th in winning percentage (.784), 28th in Scoring (78.8), and 33rd in free throw percentage (.760). Individually, sophomore **Jordan Hawkins** ranks 18th in free throw percentage (.886) and 23rd in three-pointers per game (2.97). Freshman **Donovan Clingan** ranks 35th in blocks per game (1.84)

DUNKS, CHARGES: Through 37 games, UConn as a team has compiled 118 dunks and 43 charges drawn. Leading the dunk brigade is freshman **Donovan Clingan** with 46, while junior **Adama Sanogo** has 24 and junior **Andre Jackson** has 23. The leader in charges drawn is senior **Tristen Newton** with 14, while sophomore **Jordan Hawkins** has drawn 8 and senior **Nahiem Alleyne** has 6.

PERFECT NON-CONFERENCE: UConn finished its 2022-23 non-conference season with a perfect 11-0 record. It is UConn's sixth undefeated non-conference season since the Huskies joined the BIG EAST in the 1979-80 season.

GRAND MASTERS: UConn has four **1,000-point** career scorers on its roster. Senior **Tristen Newton**, who spent his first three seasons at East Carolina, has 1,384 career points. Junior **Adama Sanogo** has 1,230 career points, all at UConn. Grad student **Joey Calcaterra**, who played four seasons at University of San Diego, has 1,070, and senior **Nahiem Alleyne**, who played three seasons at Virginia Tech, has 1,058. Except for Newton, the other three all scored their 1,000th point during the 2022-23 season.

MILESTONES REACHED: UConn Coach **Dan Hurley** reached two milestones during the first and second rounds of the NCAA Championship. UConn's first-round win over Iona was his 250th career coaching victory and the Huskies' second-round win over Saint Mary's was Coach Hurley's 100th victory at UConn.

MISCELLANEOUS STATISTICS

UConn regular-season winning percentage under Dan Hurley:

2018-19 --- 15-16 --- .484
 2019-20 --- 19-12 --- .613
 2020-21 --- 14-6 --- .700
 2021-22 --- 22-8 --- .733
 2022-23 --- 24-7 --- .774

2022-23 regular season stats:

Largest margin of victory:
 53 (114-61) vs. LIU (12/10/22)
Largest margin of defeat:
 12 (61-73) at Providence (1/4/23)
Largest halftime lead:
 35 (62-27) vs. LIU (12/10/22)
Largest halftime lead in loss:
 14 (40-26) at Seton Hall (1/18/23)
Largest halftime deficit:
 15 (24-39) vs. Xavier (1/25/23)
Largest halftime deficit in win:

Largest overall lead:
 57 (114-57) vs. LIU (12/10/22)
Largest overall deficit:
 17 (18-35) vs. Xavier (1/25/23)
Largest lead in a loss:
 17 (37-20) vs. Seton Hall (1/18/23)

Largest deficit overcome in win:
 7 (51-58) vs. Georgetown (12/20/22)

UConn's record when...
Leading at the half -- 27-3
Trailing at the half -- 1-3
Tied at the half -- 1-2
UConn scores 70+ -- 25-4
UConn scores 60-69 -- 4-3
UConn scores 50-59 -- 0-1
UConn outrebounds foe -- 24-7
Foe outrebounds UConn -- 5-1
UConn shoots 50.0+ pct. -- 12-0
UConn shoots 40-50 pct. -- 13-5
UConn shoots under 40 pct. -- 4-3
Foe shoots 50+ pct. -- 0-4
Foe shoots 40-50 pct. -- 13-2
Foe shoots under 40 pct. -- 16-2
UConn shoots over 70 pct. from free throw line -- 22-5
UConn shoots 60-70 pct. from free throw line -- 2-1
UConn shoots 50-60 pct. from free throw line -- 4-1
UConn shoots below 50 percent from free throw line -- 1-1
Bench scores 20+ -- 17-2
Bench scores under 20 -- 12-6

BIG EAST CONFERENCE

Through games of March 28

	BIG EAST			Overall			
	W-L	H	A	W-L	H	A	N
Marquette	17-3	10-0	7-3	29-7	16-1	8-4	5-2
Xavier	15-5	9-1	6-4	27-10	15-2	7-4	5-4
Creighton	14-6	9-1	5-5	24-13	13-2	5-6	6-5
UCONN	13-7	8-2	5-5	29-8	15-2	6-5	8-1
Providence	13-7	8-2	5-5	21-12	15-2	6-6	0-4
Seton Hall	10-10	5-5	4-5	17-16	10-6	6-7	1-3
Villanova	10-10	6-4	4-6	17-17	10-4	5-9	2-4
St. John's	7-13	4-6	3-7	18-15	11-6	3-8	4-1
Butler	6-14	4-6	2-8	14-18	10-6	3-9	1-3
DePaul	3-17	3-7	0-10	10-23	7-8	2-12	1-3
Georgetown	2-18	1-9	1-9	7-25	5-12	1-11	1-2

UCONN IN THE BIG EAST

All games			Conference games		
Individual			Individual		
Scoring			Scoring		
Sanogo	1st	17.1	Hawkins	1st	17.3
Hawkins	3rd	16.3	Sanogo	4th	16.2
Rebounding			Rebounding		
Sanogo	5th	7.5	Sanogo	5th	7.6
Jackson	11th	6.4	Jackson	10th	6.6
Clingan	18th	5.7	Clingan	18th	5.2
Offensive Rebounds			Offensive Rebounds		
Sanogo	5th	2.5	Sanogo	4th	2.8
Clingan	10th	2.2	Jackson	8th	2.3
Jackson	13th	2.0	Clingan	9th	2.2
Defensive rebounds			Defensive rebounds		
Sanogo	4th	5.0	Sanogo	7th	4.8
Jackson	11th	4.4	Jackson	15th	4.3
FG Pct.			FG Pct.		
Sanogo	5th	.602	Sanogo	7th	.568
FT Pct.			FT Pct.		
Hawkins	2nd	.883	Hawkins	2nd	.900
Newton	10th	.804	Newton	7th	.813
Sanogo	15th	.776	Sanogo	14th	.763
3-PT. Pct.			3-PT. Pct.		
Calcaterra	1st	.439	Karaban	10th	.396
Karaban	6th	.406			
Hawkins	12th	.385			
3-PT. Made			3-PT. Made		
Hawkins	1st	3.0	Hawkins	3rd	2.8
Karaban	14th	1.7	Karaban	12th	1.8
Assists			Assists		
Jackson	4th	4.7	Newton	5th	4.6
Newton	5th	4.7	Jackson	7th	4.2
Blocked shots			Blocked shots		
Clingan	5th	1.8	Clingan	4th	1.7
Sanogo	15th	0.8			
Assist/Turnover Ratio			Assist/Turnover Ratio		
Jackson	3rd	2.4	Newton	5th	2.0
Newton	7th	2.0	Jackson	10th	1.8
Team			Team		
Scoring	3rd	78.5	Scoring	6th	75.7
Scoring Margin	1st	+13.8	Scoring Margin	3rd	+7.3
FG Pct.	4th	.463	FG Pct.	8th	.439
3-Pt. Pct.	3rd	.362	3-Pt. Pct.	6th	.345
3-Pt. Made	1st	9.1	3-Pt. Made	3rd	8.6
Scoring Def.	1st	64.7	Scoring Def.	4th	68.3
FT Pct.	3rd	.758	FT Pct.	3rd	.767
FG Pct. Def.	1st	.409	FG Pct. Def.	2nd	.422
3-Pt. Pct. Def.	1st	.303	3-Pt. Pct. Def.	1st	.306
Off. Reb.	1st	13.1	Off. Reb.	1st	14.2
Def. Reb.	5th	25.8	Def. Reb.	6th	24.8
Reb. Margin	1st	+9.3	Reb. Margin	1st	+8.0
Assists	2nd	17.4	Assists	3rd	16.5
Steals	8th	6.3	Steals	7th	6.1
Blocks	1st	4.9	Blocks	2nd	4.8
TO Margin	6th	+0.1	TO Margin	8th	-1.1
Ast/TO Ratio	4th	1.4	Ast/TO Ratio	3rd	1.3
Home Attendance	3rd	11,446	Home Attendance	3rd	12,866



2023 NCAA MEN'S BASKETBALL CHAMPIONSHIP

Final Four, NRG Stadium, Houston, Texas

uconnhuskies.com / @UConnMBB



NATIONAL POLLS

ASSOCIATED PRESS POLL

March 13

Team	Record	Pts
1 Alabama (48)	29-5	1508
2 Houston (9)	31-3	1404
3 Purdue (3)	29-5	1367
4 Kansas	27-7	1303
5 Texas	26-8	1276
6 Marquette	28-6	1244
7 UCLA (1)	29-5	1209
8 Arizona	28-6	1155
9 Gonzaga	28-5	1046
10 UCONN	25-8	854
11 Baylor	22-10	779
12 Duke	26-8	763
13 Xavier	25-9	738
14 Virginia	25-7	711
15 Kansas State	23-9	709
16 Miami	25-7	581
17 Texas A&M	25-9	562
18 San Diego State	27-6	550
19 Saint Mary's	26-7	426
20 Tennessee	23-10	381
21 Indiana	22-11	332
22 TCU	21-12	254
23 Missouri	24-9	171
24 Memphis	26-8	110
25 Florida Atlantic	31-3	99

Others receiving votes: **Creighton 94**, Oral Roberts 58, Kentucky 39, **Iowa State 32**, VCU 26, Utah State 15, Penn State 11, Charleston 10, Kent State 2, Drake 2, West Virginia 2, Northwestern 2

USA TODAY COACHES POLL

March 13

Team	Record	Pts.
1 Houston (21)	31-3	777
2 Alabama (8)	29-5	759
3 Purdue (2)	29-5	728
4 Marquette	28-6	654
5 Kansas (1)	27-7	652
6 UCLA	29-5	649
7 Texas	26-8	647
8 Arizona	28-6	608
9 Gonzaga	28-5	546
10 Virginia	25-7	418
11 Baylor	22-10	399
12 UCONN	25-8	391
13 Kansas State	23-9	370
14 Xavier	25-9	369
15 Miami	25-7	342
16 Duke	26-8	334
17 Texas A&M	25-9	289
18 San Diego State	27-6	266
19 Saint Mary's	26-7	240
19 Indiana	22-11	240
21 Tennessee	23-10	153
22 Creighton	21-12	118
23 TCU	21-12	117
24 Missouri	24-9	65
25 Florida Atlantic	31-3	54

Others receiving votes: **Iowa State 47**, Kentucky 29, Penn State 24, Northwestern 23, **Providence 21**, Oral Roberts 20, Utah State 14, VCU 9, Kent State 6, Maryland 6, NC State 5, Memphis 4, Charleston 3, Pittsburgh 3, Michigan State 1

UConn's 2021-22 opponents in **boldface** type.

THE LAST TIME ...

Team

100 Points by a Team

By UConn 114 vs. LIU (GP), 12/10/22
By Opponent 109 vs. Auburn (2ot), 11/24/21

90 Points by a Team

By UConn 95 at St. John's (MSG), 2/25/23
By Opponent 90 at Seton Hall (ot), 1/8/22

40-plus Point Win

By UConn 114-61 vs. LIU (GP), 12/10/22
By Opponent 101-61 at Syracuse, 11/30/77

30-plus Point Win

By UConn 86-56 vs. Butler (XL), 1/22/23
By Opponent 84-45 vs. Houston, 3/15/19

20-plus Point Win

By UConn 82-54 vs. Gonzaga (NCAA), 3/25/23
By Opponent 81-58 vs. Villanova (MSG), 12/22/18

60-Percent Shooting by a Team

By UConn .625 vs. LIU (GP), 12/10/22
By Opponent .600 vs. Arkansas, 11/26/17

Single Overtime Game

UConn Win 86-78 vs. St. John's (GP), 1/12/22
UConn Loss 87-90 at Seton Hall, 1/8/22

Multi-Overtime Game

UConn Win 115-109 vs. Auburn (N), 11/24/21 (2ot)
UConn Loss 89-93 at Temple, 2/20/20 (2ot)

10 Three-Point Field Goals Made

By UConn 11 vs. Gonzaga (NCAA), 3/19/23
By Opponent 11 vs. Marquette (MSG), 3/10/23

10 Blocks

By UConn 11 at Marquette, 1/11/23
11 at St. John's (MSG), 2/25/23
By Opponent 11 vs. Cincinnati (GP), 2/9/20

15 Blocks

By UConn 15 vs. Maine, 11/13/15

10 Steals

By UConn 12 vs. Villanova (XL), 12/28/22

60 Rebounds

By UConn 76 vs. Syracuse, 3/12/09 (60T)*



Senior Nahiem Alleyne was part of UConn's 24-point effort from its bench against Gozaga.

UCONN 2022-23 STARTING LINEUPS

Karaban, Sanogo, Jackson, Hawkins, Newton (20-8)

Karaban, Sanogo, Alleyne, Hawkins, Newton (5-0)

Alleyne, Karaban, Sanogo, Newton, Diarra (2-0)

Alleyne, S.Johnson, Sanogo, Hawkins, Newton (1-0)

Karaban, Jackson, Sanogo, Hawkins, Diarra (1-0)

Individual

40 Points by a Player

40, James Bouknight vs. Creighton, 12/20/20

30 Points by a Player

31, Jordan Hawkins vs. St. John's (XL) (1/15/23)

20 Rebounds by a Player

21, Alex Oriakhi at Texas, 1/8/11

15 Rebounds by a Player

15, Adama Sanogo vs. Boston U. (GP) (11/11/22)
16, Tyrese Martin vs. DePaul (GP) 3/5/22

Two Players with 20 Points

vs. Xavier (GP) (1/25/23)
Jordan Hawkins 28, Tristen Newton 23

Three Players with 20 Points

at DePaul (1/31/23)
Jordan Hawkins 26, Adama Sanogo 25, Tristen Newton 21

Two Players with 10 Rebounds

vs. DePaul (GP), (3/5/22)
Tyrese Martin 16, Adama Sanogo 11

15 Field Goals Made

15, Kemba Walker vs. Vermont, 11/17/10

10 Free Throws Made

14, Tristen Newton vs. Buffalo (XL), 11/15/22

10 Assists by a Player

12, Tristen Newton vs. Marquette (XL), 2/7/23

15 Assists by a Player

16, Marcus Williams vs. Notre Dame, 1/30/05

5 Steals by a Player

6, R.J. Cole at Georgetown, 2/23/21

5 Blocks by a Player

5, Donovan Clingan at St. John's (MSG), 2/25/23
5, Donovan Clingan at Marquette, 1/11/23
5, Isaiah Whaley at St. John's (MSG), 2/13/22
6, Adama Sanogo vs. St. John's (GP) 1/12/22

10 Blocks by a Player

10, Hasheem Thabeet vs. PC, 1/31/09

5 Three-Point FGM by a Player

6, Jordan Hawkins vs. Gonzaga (XL) (3/34/23)
65, Jordan Hawkins vs. Xavier (GP) (1/25/23)

Single Player with a Double-Double

Adama Sanogo 28p-13r vs. Iona (NCAA) 3/17/23

Consecutive Double-Doubles by a Player

Adama Sanogo
13p-16 reb at Creighton, 3/222
26p-11 reb vs. DePaul (GP), 3/5/22

Triple-Double by a Player

Tristen Newton
12p-10r-12a vs. Marquette (XL) (2/7/23)

Two Players with a Double-Double

Win, 71-53 vs. Iowa St. (N), 11/27/22
Donovan Clingan: 15p-10r; Andre Jackson Jr.: 10p-13r.

Six Players in Double Figures

Win, 84-64 vs. Buffalo (XL), 11/15/22 -- Tristen Newton 22, Joey Calcaterra 15, Nahiem Alleyne 12, Adama Sanogo 11, Donovan Clingan 11, Alex Karaban 10.

Five Players in Double Figures

Win, 88-59 vs. DePaul (XL), 3/1/23 -- Adama Sanogo 26, Tristen Newton 12, Andre Jackson 11, Alex Karaban 11, Donovan Clingan 10.



2023 NCAA MEN'S BASKETBALL CHAMPIONSHIP

Final Four, NRG Stadium, Houston, Texas

uconnhuskies.com / @UConnMBB



Dan HURLEY

Head Coach

5th year at UConn



Since taking over as the head coach of the UConn men's basketball program in March, 2018, Dan Hurley has guided the Huskies on a steady climb back to national prominence. In the 2021-22 season, the fourth of the Hurley Era at UConn, not only did the upward trajectory continue, but the program took another significant leap.

Back to a semblance of normalcy following the uncertain Covid-plagued season of 2020-21, Hurley coached the 2021-22 Huskies to 23 overall wins (23-10), the third different program he has resurrected from a sub-.500 record to a 20-win season in four years or less. It was the most overall wins for a UConn team in six years and the most conference wins (13) for UConn in eight seasons.

Not only has UConn's winning percentage improved in each year under Hurley, but last season, the Huskies had five road wins, three wins against Top 25 opponents, four neutral-site victories and were ranked in the national Top 25 poll for 15 weeks. Hurley again took his team to the NCAA Tournament, marking UConn's first back-to-back appearances in the Big Dance in 10 years. The season included a second consecutive top three finish in the BIG EAST Conference, a second straight trip to the BIG EAST Tournament semifinals, three separate five-game winning streaks and the 10 losses were by an average margin of just 4.7 points.

In 12 seasons as a head coach, Hurley has posted a 224-152 overall record (.596), 73-47 at UConn (.608). Take away the records from his first season at each new school, during which he was essentially tasked with stopping the bleeding of a broken program, and that overall winning percentage jumps to an impressive .658.

A steady influx of highly-rated recruiting classes has been the backbone of UConn's yearly rise under Hurley and his coaching staff.

Despite the most uncertain of seasons in 2020-21 that included stops and starts, shutdowns and restarts, cancellations, postponements and rescheduling, the program continued to move forward.

The Huskies had three lengthy shutdowns and 10 games either cancelled or postponed, but still they finished third in their first season back in the

BIG EAST, cracked the Top 25, reach the BIG EAST Tournament semifinals and, perhaps most importantly, earned a berth in the NCAA Tournament for the first time in five years.

Hurley became the 19th head coach in the history of UConn basketball on March 22, 2018, when he accepted the challenge of resurrecting a program that had suffered two consecutive losing seasons. It didn't take long for him to put his stamp on the program. Three games into his first season as the head coach of the Huskies in 2018-19, the team had three victories, including its first win over a nationally-ranked opponent in three years.

As the architect of two previous college basketball rebuilding projects, however, Hurley was well-aware that the challenge of returning the four-time NCAA champion Huskies to national prominence wasn't going to be that easy. As with his two other program turnarounds, there clearly were going to be struggles and growing pains, and UConn's final 16-17 record, while disappointing, was not all that surprising.

Although he was a national recruit coming out of St. Anthony High School and he put together an impressive college playing career at Seton Hall, it is as a coach that Hurley has made the basketball world take notice, as a program-builder and a positive guiding force for young men. While still a youthful coach in college basketball terms, Hurley has already taken charge of four struggling hoop programs – St. Benedict's Prep, Wagner College, the University of Rhode Island, and UConn -- and built them into competitors on the national stage.

Hurley is a product of one of the most well-known basketball families in the country, led by his father, Bob Sr., a Naismith Memorial Basketball Hall of Fame inductee following a legendary high school coaching career at powerhouse St. Anthony in Jersey City (N.J.) and including older brother Bobby, a college All-American and two-time National Champion player at Duke, who played for five years in the NBA, and is currently the head coach at Arizona State.

Hurley came to UConn following six years at Rhode Island, where he took a program that went 7-23 in the season before he arrived to a combined 51-18

HURLEY COACHING FILE

1996-97 St. Anthony High School (Asst. Coach)
 1997-2001 Rutgers University (Asst. Coach)
 2001-2010 St. Benedict's Prep (Head Coach, 223-21)

2010-11	Wagner College	13-17 (9-9 Northeast Conf.)
2011-12	Wagner College	25-6 (15-3 Northeast Conf.)
2012-13	Rhode Island	8-21 (3-13 Atlantic 10)
2013-14	Rhode Island	14-18 (5-11 Atlantic 10)
2014-15	Rhode Island	23-10 (13-5 Atlantic 10)
2015-16	Rhode Island	17-15 (9-9 Atlantic 10)
2016-17	Rhode Island	25-10 (13-5 Atlantic 10)
2017-18	Rhode Island	26-8 (15-3 Atlantic 10)
2018-19	UConn	16-17 (6-12 American)
2019-20	UConn	19-12 (10-8 American)
2020-21	UConn	15-8 (11-6 BIG EAST)
2021-22	UConn	23-10 (13-6 BIG EAST)
2022-23	UConn	29-8 (13-7 BIG EAST)

Totals Overall: 253-160 (.613)
 At UConn: 102-55 (.650)
 Conference: 135-97 (.582)
 NCAA Record: 6-4
 NIT Record: 1-1

mark and two NCAA Tournament appearances in his final two years, URI's first NCAA appearances in 18 years. In each year, Hurley guided the Rams to a first-round NCAA tourney victory.

In his six seasons in Rhode Island, Hurley's teams were a combined 113-82 (.579), but an even more impressive 91-43 (.679) with two NCAA appearances and an NIT berth during his last four years.

It was at St. Benedict's, where he also taught history, that Hurley maintains he really learned his craft, building the program into a national prep school powerhouse. In nine seasons, Hurley compiled a sterling 223-21 record, with four Top Five finishes in the national rankings.

Born (1/16/73) and raised in in Jersey City, Hurley was an outstanding high school player at St. Anthony, leading the team to a 31-1 record and a No. 2 national ranking as a senior. At Seton Hall, he played under head coaches P.J. Carlesimo and George Blaney, amassing career totals of 1,070 points and 437 assists and helping the Pirates to three NCAA Tournament appearances and an NIT berth during his career.

Dan and wife Andrea, who met while both were attending Seton Hall, are the parents of two sons, Danny, also a Seton Hall graduate, and Andrew, a junior at UConn.



2023 NCAA MEN'S BASKETBALL CHAMPIONSHIP

Final Four, NRG Stadium, Houston, Texas

uconnhuskies.com / @UConnMBB





2022-23 UConn Men's Basketball Combined Team Statistics All games

Game Records

Record	Overall	Home	Away	Neutral
ALL GAMES	29-8	15-2	6-5	8-1
CONFERENCE	13-7	8-2	5-5	0-0
NON-CONFERENCE	16-1	7-0	1-0	8-1

Score by Periods

Team	1st	2nd	OT	TOT
UConn	1459	1457	0	2916
Opponents	1097	1286	0	2383

Team Box Score

No.	Player	Total			3-Point		F-Throw		Rebounds				PF DQ A TO BLK STL PTS AVG									
		GP-GS	MIN	AVG	FG-FGA	FG%	3FG-3FGA	3FG%	FT-FTA	FT%	OFF	DEF	TOT	AVG	PF	DQ	A	TO	BLK	STL	PTS	AVG
21	SANOGO, Adama	37-37	979:39	26.5	263-437	.602	17-49	.347	90-116	.776	93	186	279	7.5	101	2	47	72	29	27	633	17.1
24	HAWKINS, Jordan	35-35	1032:06	29.5	174-428	.407	104-270	.385	117-132	.886	35	98	133	3.8	79	1	47	48	17	25	569	16.3
2	NEWTON, Tristen	37-36	1056:45	28.6	100-267	.375	43-117	.368	123-153	.804	42	118	160	4.3	76	0	173	85	10	40	366	9.9
11	KARABAN, Alex	37-36	1064:51	28.8	126-260	.485	63-155	.406	36-43	.837	58	104	162	4.4	92	1	64	42	24	20	351	9.5
32	CLINGAN, Donovan	37-0	487:49	13.2	108-165	.655	0-1	.000	45-86	.523	82	128	210	5.7	70	0	17	39	68	14	261	7.1
44	JACKSON JR., Andre	34-29	991:23	29.2	88-206	.427	25-88	.284	30-46	.652	67	151	218	6.4	95	5	159	67	18	35	231	6.8
3	CALCATERRA, Joey	36-0	518:39	14.4	69-165	.418	47-107	.439	23-26	.885	15	48	63	1.8	36	1	44	28	2	20	208	5.8
4	ALLEYNE, Nahiem	37-8	660:27	17.9	65-178	.365	32-97	.330	25-29	.862	11	30	41	1.1	55	0	30	24	2	18	187	5.1
5	DIARRA, Hassan	34-3	451:56	13.3	25-83	.301	7-37	.189	19-37	.514	12	35	47	1.4	44	0	66	37	8	28	76	2.2
35	JOHNSON, Samson	10-1	45:17	4.5	4-8	.500	0-2	.000	3-3	1.000	6	3	9	0.9	6	0	1	2	0	2	11	1.1
13	SPRINGS, Richie	17-0	37:49	2.2	6-9	.667	0-0	.000	3-5	.600	3	8	11	0.6	4	0	3	1	0	0	15	0.9
33	ROUMOGLOU, Apostolos	18-0	28:02	1.6	2-7	.286	0-2	.000	2-3	.667	2	5	7	0.4	4	0	1	2	0	1	6	0.3
20	HURLEY, Andrew	13-0	18:10	1.4	1-7	.143	0-3	.000	0-0	.000	0	2	2	0.2	1	0	0	2	0	2	2	0.2
40	JOHNSON JR., Andre	9-0	09:42	1.1	0-1	.000	0-1	.000	0-0	.000	0	0	0	0.0	0	0	0	0	0	0	0	0.0
41	HENDRY, Emmett	9-0	06:58	0.8	0-0	.000	0-0	.000	0-0	.000	0	0	0	0.0	0	0	0	1	0	0	0	0.0
30	HASSON, Yarin	11-0	10:26	0.9	0-2	.000	0-1	.000	0-0	.000	1	0	1	0.1	3	0	0	0	1	0	0	0.0
Team											57	53	110				25					
Total		37	7400		1031-2223	.464	338-930	.363	516-679	.760	484	969	1453	39.3	666	10	652	475	179	232	2916	78.8
Opponents		37	7400		817-2024	.404	181-610	.297	568-778	.730	335	772	1107	29.9	630	15	340	472	102	243	2383	64.4

Team Statistics

	UCONN	OPP
Scoring	2916	2383
Points per game	78.8	64.4
Scoring margin	+14.4	-
Field goals-att	1031-2223	817-2024
Field goal pct	.464	.404
3 point fg-att	338-930	181-610
3-point FG pct	.363	.297
3-pt FG made per game	9.1	4.9
Free throws-att	516-679	568-778
Free throw pct	.760	.730
F-Throws made per game	13.9	15.4
Rebounds	1453	1107
Rebounds per game	39.3	29.9
Rebounding margin	+9.4	-
Assists	652	340
Assists per game	17.6	9.2
Turnovers	475	472
Turnovers per game	12.8	12.8
Turnover margin	-0.1	-
Assist/turnover ratio	1.4	0.7
Steals	232	243
Steals per game	6.3	6.6
Blocks	179	102
Blocks per game	4.8	2.8
Winning streak	4	-
Home win streak	4	-
Attendance	194581	126488
Home games-Avg/Game	17-11446	11-11499
Neutral site-Avg/Game	-	9-13165

Team Results

Date	Opponent		Score	Att.
11/07/2022	Stonehill	W	85-54	9116
11/11/2022	Boston U.	W	86-57	9156
11/15/2022	Buffalo	W	84-64	10112
11/18/2022	UNCW	W	86-50	7766
11/20/2022	Delaware St.	W	95-60	9442
11/24/2022	vs Oregon	W	83-59	5598
11/25/2022	vs Alabama	W	82-67	3603
11/27/2022	vs Iowa St.	W	71-53	5005
12/01/2022	Oklahoma St.	W	74-64	10167
12/07/2022	at Florida	W	75-54	9046
12/10/2022	LIU	W	114-61	10167
12/17/2022	at Butler	W	68-46	8283
12/20/2022	Georgetown	W	84-73	10167
12/28/2022	Villanova	W	74-66	15564
12/31/2022	at Xavier	L	73-83	10565
01/04/2023	at Providence	L	61-73	12400
01/07/2023	Creighton	W	69-60	10167
01/11/2023	at Marquette	L	76-82	15116
01/15/2023	St. John's (NY)	L	74-85	15564
01/18/2023	at Seton Hall	L	66-67	9710
01/22/2023	Butler	W	86-56	15564
01/25/2023	Xavier	L	79-82	10167
01/31/2023	at DePaul	W	90-76	3956
02/04/2023	at Georgetown	W	68-62	10621
02/07/2023	Marquette	W	87-72	15564
02/11/2023	at Creighton	L	53-56	18286
02/18/2023	Seton Hall	W	64-55	10167
02/22/2023	Providence	W	87-69	10167
02/25/2023	at St. John's (NY)	W	95-86	12241
03/01/2023	DePaul	W	88-59	15564
03/04/2023	at Villanova	W	71-59	16264
03/09/2023	vs Providence	W	73-66	19812
03/10/2023	vs Marquette	L	68-70	19812
03/17/2023	vs Iona	W	87-63	14010
03/19/2023	vs Saint Mary's (CA)	W	70-55	13984
03/23/2023	vs Arkansas	W	88-65	18544
03/25/2023	vs Gonzaga	W	82-54	18119



2022-23 UConn Men's Basketball Combined Team Statistics In Conference games

Game Records

Record	Overall	Home	Away	Neutral
ALL GAMES	13-7	8-2	5-5	0-0
CONFERENCE	13-7	8-2	5-5	0-0
NON-CONFERENCE	0-0	0-0	0-0	0-0

Score by Periods

Team	1st	2nd	OT	TOT
UConn	756	757	0	1513
Opponents	621	746	0	1367

Team Box Score

No.	Player	Total					3-Point		F-Throw		Rebounds				PF	DQ	A	TO	BLK	STL	PTS	AVG
		GP-GS	MIN	AVG	FG-FGA	FG%	3FG-3FGA	3FG%	FT-FTA	FT%	OFF	DEF	TOT	AVG								
24	HAWKINS, Jordan	20-20	646:56	32.3	105-263	.399	55-154	.357	81-90	.900	26	62	88	4.4	49	1	24	32	12	17	346	17.3
21	SANOGO, Adama	20-20	556:36	27.8	134-236	.568	10-28	.357	45-59	.763	55	96	151	7.6	61	2	26	38	14	15	323	16.2
2	NEWTON, Tristen	20-20	582:33	29.1	58-146	.397	21-60	.350	65-80	.813	22	60	82	4.1	41	0	91	45	6	23	202	10.1
11	KARABAN, Alex	20-20	596:35	29.8	70-153	.458	36-91	.396	16-18	.889	35	59	94	4.7	45	1	37	21	13	14	192	9.6
44	JACKSON JR., Andre	20-20	604:27	30.2	53-130	.408	16-54	.296	21-31	.677	46	86	132	6.6	57	3	83	46	10	16	143	7.2
32	CLINGAN, Donovan	20-0	245:49	12.3	45-78	.577	0-0	.000	22-44	.500	44	60	104	5.2	40	0	10	24	34	6	112	5.6
4	ALLEYNE, Nahiem	20-0	309:44	15.5	26-83	.313	14-47	.298	12-15	.800	5	17	22	1.1	26	0	13	10	2	5	78	3.9
3	CALCATERRA, Joey	19-0	205:21	10.8	24-73	.329	16-44	.364	5-5	1.000	7	16	23	1.2	19	1	19	12	1	9	69	3.6
5	DIARRA, Hassan	17-0	215:42	12.7	14-39	.359	4-17	.235	10-19	.526	7	11	18	1.1	23	0	25	13	4	15	42	2.5
35	JOHNSON, Samson	5-0	21:23	4.3	2-6	.333	0-2	.000	0-0	.000	3	1	4	0.8	1	0	1	2	0	2	4	0.8
13	SPRINGS, Richie	4-0	03:47	0.9	1-1	1.000	0-0	.000	0-0	.000	1	0	1	0.3	0	0	0	0	0	0	2	0.5
40	JOHNSON JR., Andre	1-0	00:46	0.8	0-0	.000	0-0	.000	0-0	.000	0	0	0	0.0	0	0	0	0	0	0	0	0.0
20	HURLEY, Andrew	2-0	02:36	1.3	0-1	.000	0-0	.000	0-0	.000	0	1	1	0.5	0	0	0	0	0	0	0	0.0
33	ROUMOGLOU, Apostolos	5-0	06:13	1.2	0-3	.000	0-1	.000	0-0	.000	0	0	0	0.0	1	0	0	0	0	0	0	0.0
41	HENDRY, Emmett	1-0	00:46	0.8	0-0	.000	0-0	.000	0-0	.000	0	0	0	0.0	0	0	0	0	0	0	0	0.0
30	HASSON, Yarin	1-0	00:46	0.8	0-1	.000	0-0	.000	0-0	.000	1	0	1	1.0	0	0	0	0	0	0	0	0.0
Team											31	26	57				13					
Total		20	4000		532-1213	.439	172-498	.345	277-361	.767	283	495	778	38.9	363	8	329	256	96	122	1513	75.7
Opponents		20	4000		469-1111	.422	105-343	.306	324-427	.759	194	423	617	30.9	329	9	197	234	64	129	1367	68.4

Team Statistics

	UCONN	OPP
Scoring	1513	1367
Points per game	75.7	68.4
Scoring margin	+7.3	-
Field goals-att	532-1213	469-1111
Field goal pct	.439	.422
3 point fg-att	172-498	105-343
3-point FG pct	.345	.306
3-pt FG made per game	8.6	5.3
Free throws-att	277-361	324-427
Free throw pct	.767	.759
F-Throws made per game	13.9	16.2
Rebounds	778	617
Rebounds per game	38.9	30.9
Rebounding margin	+8.1	-
Assists	329	197
Assists per game	16.5	9.9
Turnovers	256	234
Turnovers per game	12.8	11.7
Turnover margin	-1.1	-
Assist/turnover ratio	1.3	0.8
Steals	122	129
Steals per game	6.1	6.5
Blocks	96	64
Blocks per game	4.8	3.2
Winning streak	5	-
Home win streak	4	-
Attendance	128655	117442
Home games-Avg/Game	10-12866	10-11744
Neutral site-Avg/Game	-	0-0

Team Results

Date	Opponent		Score	Att.
12/17/2022	at Butler	W	68-46	8283
12/20/2022	Georgetown	W	84-73	10167
12/28/2022	Villanova	W	74-66	15564
12/31/2022	at Xavier	L	73-83	10565
01/04/2023	at Providence	L	61-73	12400
01/07/2023	Creighton	W	69-60	10167
01/11/2023	at Marquette	L	76-82	15116
01/15/2023	St. John's (NY)	L	74-85	15564
01/18/2023	at Seton Hall	L	66-67	9710
01/22/2023	Butler	W	86-56	15564
01/25/2023	Xavier	L	79-82	10167
01/31/2023	at DePaul	W	90-76	3956
02/04/2023	at Georgetown	W	68-62	10621
02/07/2023	Marquette	W	87-72	15564
02/11/2023	at Creighton	L	53-56	18286
02/18/2023	Seton Hall	W	64-55	10167
02/22/2023	Providence	W	87-69	10167
02/25/2023	at St. John's (NY)	W	95-86	12241
03/01/2023	DePaul	W	88-59	15564
03/04/2023	at Villanova	W	71-59	16264



**2022-23 UConn Men's Basketball
Combined Team Statistics
NCAA Tournament Games**

Game Records

Record	Overall	Home	Away	Neutral
ALL GAMES	4-0	0-0	0-0	4-0
CONFERENCE	0-0	0-0	0-0	0-0
NON-CONFERENCE	4-0	0-0	0-0	4-0

Score by Periods

Team	1st	2nd	OT	TOT
UConn	153	174	0	327
Opponents	130	107	0	237

Team Box Score

No.	Player	Total			3-Point		F-Throw		Rebounds				Other									
		GP-GS	MIN	AVG	FG-FGA	FG%	3FG-3FGA	3FG%	FT-FTA	FT%	OFF	DEF	TOT	AVG	PF	DQ	A	TO	BLK	STL	PTS	AVG
21	SANOGO, Adama	4-4	101:40	25.4	36-55	.655	0-1	.000	8-11	.727	11	28	39	9.8	6	0	5	8	5	0	80	20.0
24	HAWKINS, Jordan	4-4	108:45	27.2	19-45	.422	16-31	.516	15-16	.938	3	9	12	3.0	10	0	5	5	0	1	69	17.3
11	KARABAN, Alex	4-4	112:46	28.2	13-24	.542	5-13	.385	1-1	1.000	6	13	19	4.8	12	0	5	5	2	2	32	8.0
2	NEWTON, Tristen	4-4	111:07	27.8	9-25	.360	5-12	.417	8-10	.800	3	17	20	5.0	11	0	21	9	1	1	31	7.8
44	JACKSON JR., Andre	4-4	131:44	32.9	14-29	.483	3-10	.300	0-0	.000	10	18	28	7.0	9	0	31	6	0	4	31	7.8
4	ALLEYNE, Nahiem	4-0	71:17	17.8	8-17	.471	6-11	.545	7-7	1.000	0	2	2	0.5	7	0	3	2	0	3	29	7.3
32	CLINGAN, Donovan	4-0	52:09	13.0	12-17	.706	0-0	.000	3-6	.500	3	18	21	5.3	6	0	3	4	9	0	27	6.8
3	CALCATERRA, Joey	4-0	53:42	13.4	7-21	.333	6-15	.400	4-4	1.000	0	6	6	1.5	4	0	2	0	0	2	24	6.0
33	ROUMOGLOU, Apostolos	4-0	06:11	1.5	1-2	.500	0-1	.000	0-1	.000	1	1	2	0.5	0	0	0	0	0	0	2	0.5
13	SPRINGS, Richie	4-0	05:23	1.3	1-1	1.000	0-0	.000	0-0	.000	0	1	1	0.3	0	0	0	1	0	0	2	0.5
40	JOHNSON JR., Andre	2-0	01:33	0.8	0-0	.000	0-0	.000	0-0	.000	0	0	0	0.0	0	0	0	0	0	0	0	0.0
5	DIARRA, Hassan	4-0	27:39	6.9	0-4	.000	0-2	.000	0-0	.000	0	4	4	1.0	1	0	7	1	1	2	0	0.0
35	JOHNSON, Samson	4-0	07:36	1.9	0-0	.000	0-0	.000	0-0	.000	1	1	2	0.5	1	0	0	0	0	0	0	0.0
20	HURLEY, Andrew	4-0	05:23	1.3	0-2	.000	0-2	.000	0-0	.000	0	1	1	0.3	1	0	0	1	0	1	0	0.0
41	HENDRY, Emmett	2-0	00:45	0.4	0-0	.000	0-0	.000	0-0	.000	0	0	0	0.0	0	0	0	1	0	0	0	0.0
30	HASSON, Yarin	4-0	02:18	0.6	0-0	.000	0-0	.000	0-0	.000	0	0	0	0.0	0	0	0	0	0	0	0	0.0
Team											4	6	10					5				
Total		4	800		120-242	.496	41-98	.418	46-56	.821	42	125	167	41.8	68	0	82	48	18	16	327	81.8
Opponents		4	800		81-229	.354	18-66	.273	57-84	.679	35	87	122	30.5	57	1	38	34	7	23	237	59.3

Team Statistics

	UCONN	OPP
Scoring	327	237
Points per game	81.8	59.3
Scoring margin	+22.5	-
Field goals-att	120-242	81-229
Field goal pct	.496	.354
3 point fg-att	41-98	18-66
3-point FG pct	.418	.273
3-pt FG made per game	10.3	4.5
Free throws-att	46-56	57-84
Free throw pct	.821	.679
F-Throws made per game	11.5	14.3
Rebounds	167	122
Rebounds per game	41.8	30.5
Rebounding margin	+11.3	-
Assists	82	38
Assists per game	20.5	9.5
Turnovers	48	34
Turnovers per game	12.0	8.5
Turnover margin	-3.5	-
Assist/turnover ratio	1.7	1.1
Steals	16	23
Steals per game	4.0	5.8
Blocks	18	7
Blocks per game	4.5	1.8
Winning streak	4	-
Home win streak	0	-
Attendance	0	0
Home games-Avg/Game	0-0	0-0
Neutral site-Avg/Game	-	4-16164

Team Results

Date	Opponent		Score	Att.
03/17/2023	vs Iona	W	87-63	14010
03/19/2023	vs Saint Mary's (CA)	W	70-55	13984
03/23/2023	vs Arkansas	W	88-65	18544
03/25/2023	vs Gonzaga	W	82-54	18119



**2022-23 UConn Men's Basketball
Season Schedule/Results & Leaders
All games**

Game Records

Record	Overall	Home	Away	Neutral
ALL GAMES	29-8	15-2	6-5	8-1
CONFERENCE	13-7	8-2	5-5	0-0
NON-CONFERENCE	16-1	7-0	1-0	8-1

Team Results

Date	Opponent		Score	Att.	High Points	High Rebounds
11/07/2022	Stonehill	W	85-54	9116	(19) SANOGO, Adama	(7) CLINGAN, Donovan
11/11/2022	Boston U.	W	86-57	9156	(27) SANOGO, Adama	(15) SANOGO, Adama
11/15/2022	Buffalo	W	84-64	10112	(22) NEWTON, Tristen	(10) NEWTON, Tristen
11/18/2022	UNCW	W	86-50	7766	(24) SANOGO, Adama	(6) CLINGAN, Donovan
11/20/2022	Delaware St.	W	95-60	9442	(26) SANOGO, Adama	(9) HAWKINS, Jordan
11/24/2022	vs Oregon	W	83-59	5598	(23) NEWTON, Tristen	(8) CLINGAN, Donovan
11/25/2022	vs Alabama	W	82-67	3603	(25) SANOGO, Adama	(7) JACKSON JR., Andre
11/27/2022	vs Iowa St.	W	71-53	5005	(15) CLINGAN, Donovan	(13) JACKSON JR., Andre
12/01/2022	Oklahoma St.	W	74-64	10167	(26) HAWKINS, Jordan	(7) JACKSON JR., Andre
12/07/2022	at Florida	W	75-54	9046	(17) SANOGO, Adama	(8) JACKSON JR., Andre
						(8) CLINGAN, Donovan
12/10/2022	LIU	W	114-61	10167	(22) HAWKINS, Jordan	(11) CLINGAN, Donovan
12/17/2022	at Butler	W	68-46	8283	(27) SANOGO, Adama	(14) SANOGO, Adama
12/20/2022	Georgetown	W	84-73	10167	(17) NEWTON, Tristen	(8) JACKSON JR., Andre
12/28/2022	Villanova	W	74-66	15564	(22) HAWKINS, Jordan	(7) HAWKINS, Jordan
12/31/2022	at Xavier	L	73-83	10565	(18) SANOGO, Adama	(10) JACKSON JR., Andre
01/04/2023	at Providence	L	61-73	12400	(15) HAWKINS, Jordan	(11) CLINGAN, Donovan
01/07/2023	Creighton	W	69-60	10167	(26) SANOGO, Adama	(9) SANOGO, Adama
						(9) JACKSON JR., Andre
01/11/2023	at Marquette	L	76-82	15116	(20) CLINGAN, Donovan	(10) CLINGAN, Donovan
01/15/2023	St. John's (NY)	L	74-85	15564	(31) HAWKINS, Jordan	(10) SANOGO, Adama
01/18/2023	at Seton Hall	L	66-67	9710	(16) SANOGO, Adama	(10) JACKSON JR., Andre
01/22/2023	Butler	W	86-56	15564	(20) HAWKINS, Jordan	(14) SANOGO, Adama
01/25/2023	Xavier	L	79-82	10167	(28) HAWKINS, Jordan	(9) SANOGO, Adama
01/31/2023	at DePaul	W	90-76	3956	(26) HAWKINS, Jordan	(9) SANOGO, Adama
						(9) CLINGAN, Donovan
02/04/2023	at Georgetown	W	68-62	10621	(15) NEWTON, Tristen	(10) JACKSON JR., Andre
					(15) SANOGO, Adama	
02/07/2023	Marquette	W	87-72	15564	(20) HAWKINS, Jordan	(10) NEWTON, Tristen
02/11/2023	at Creighton	L	53-56	18286	(17) SANOGO, Adama	(10) SANOGO, Adama
02/18/2023	Seton Hall	W	64-55	10167	(20) HAWKINS, Jordan	(10) JACKSON JR., Andre
02/22/2023	Providence	W	87-69	10167	(20) HAWKINS, Jordan	(8) KARABAN, Alex
02/25/2023	at St. John's (NY)	W	95-86	12241	(20) HAWKINS, Jordan	(9) SANOGO, Adama
03/01/2023	DePaul	W	88-59	15564	(26) SANOGO, Adama	(8) JACKSON JR., Andre
03/04/2023	at Villanova	W	71-59	16264	(24) HAWKINS, Jordan	(9) SANOGO, Adama
03/09/2023	vs Providence	W	73-66	19812	(19) HAWKINS, Jordan	(11) JACKSON JR., Andre
03/10/2023	vs Marquette	L	68-70	19812	(19) SANOGO, Adama	(11) SANOGO, Adama
03/17/2023	vs Iona	W	87-63	14010	(28) SANOGO, Adama	(13) SANOGO, Adama
03/19/2023	vs Saint Mary's (CA)	W	70-55	13984	(24) SANOGO, Adama	(8) SANOGO, Adama



2022-23 UConn Men's Basketball
Season Schedule/Results & Leaders
All games

Date	Opponent		Score	Att.	High Points	High Rebounds
03/23/2023	vs Arkansas	W	88-65	18544	(24) HAWKINS, Jordan	(8) SANOGO, Adama (8) JACKSON JR., Andre
03/25/2023	vs Gonzaga	W	82-54	18119	(20) HAWKINS, Jordan	(10) SANOGO, Adama

Attendance Summary

	Games	Attend	Avg/Game
Home	17	194581	11446
Away	11	126488	11499
Neutral	9	118487	13165
Total	37	439556	11880



**2022-23 UConn Men's Basketball
Extended Season Box Score
All games**

Game Records

Record	Overall	Home	Away	Neutral
ALL GAMES	29-8	15-2	6-5	8-1
CONFERENCE	13-7	8-2	5-5	0-0
NON-CONFERENCE	16-1	7-0	1-0	8-1

Team Box Score Extended

No.	Player				Total		3-Point		F-Throw		Rebounds																
		GP-GS	MIN	AVG	FG-FGA	FG%	3FG-3FGA	3FG%	FT-FTA	FT%	OFF	DEF	TOT	AVG	PF	DQ	A	A/G	TO	TO/G	A/TO	BLK	BLK/G	STL	STL/G	PTS	AVG
21	SANOGO, Adama	37-37	979:39	26.5	263-437	.602	17-49	.347	90-116	.776	93	186	279	7.5	101	2	47	1.27	72	1.95	0.65	29	0.78	27	0.73	633	17.1
24	HAWKINS, Jordan	35-35	1032:06	29.5	174-428	.407	104-270	.385	117-132	.886	35	98	133	3.8	79	1	47	1.34	48	1.37	0.98	17	0.49	25	0.71	569	16.3
2	NEWTON, Tristen	37-36	1056:45	28.6	100-267	.375	43-117	.368	123-153	.804	42	118	160	4.3	76	0	173	4.68	85	2.30	2.04	10	0.27	40	1.08	366	9.9
11	KARABAN, Alex	37-36	1064:51	28.8	126-260	.485	63-155	.406	36-43	.837	58	104	162	4.4	92	1	64	1.73	42	1.14	1.52	24	0.65	20	0.54	351	9.5
32	CLINGAN, Donovan	37-0	487:49	13.2	108-165	.655	0-1	.000	45-86	.523	82	128	210	5.7	70	0	17	0.46	39	1.05	0.44	68	1.84	14	0.38	261	7.1
44	JACKSON JR., Andre	34-29	991:23	29.2	88-206	.427	25-88	.284	30-46	.652	67	151	218	6.4	95	5	159	4.68	67	1.97	2.37	18	0.53	35	1.03	231	6.8
3	CALCATERRA, Joey	36-0	518:39	14.4	69-165	.418	47-107	.439	23-26	.885	15	48	63	1.8	36	1	44	1.22	28	0.78	1.57	2	0.06	20	0.56	208	5.8
4	ALLEYNE, Nahiem	37-8	660:27	17.9	65-178	.365	32-97	.330	25-29	.862	11	30	41	1.1	55	0	30	0.81	24	0.65	1.25	2	0.05	18	0.49	187	5.1
5	DIARRA, Hassan	34-3	451:56	13.3	25-83	.301	7-37	.189	19-37	.514	12	35	47	1.4	44	0	66	1.94	37	1.09	1.78	8	0.24	28	0.82	76	2.2
35	JOHNSON, Samson	10-1	45:17	4.5	4-8	.500	0-2	.000	3-3	1.000	6	3	9	0.9	6	0	1	0.10	2	0.20	0.50	0	0.00	2	0.20	11	1.1
13	SPRINGS, Richie	17-0	37:49	2.2	6-9	.667	0-0	.000	3-5	.600	3	8	11	0.6	4	0	3	0.18	1	0.06	3.00	0	0.00	0	0.00	15	0.9
33	ROUMOGLOU, Apostolos	18-0	28:02	1.6	2-7	.286	0-2	.000	2-3	.667	2	5	7	0.4	4	0	1	0.06	2	0.11	0.50	0	0.00	1	0.06	6	0.3
20	HURLEY, Andrew	13-0	18:10	1.4	1-7	.143	0-3	.000	0-0	.000	0	2	2	0.2	1	0	0	0.00	2	0.15	0.00	0	0.00	2	0.15	2	0.2
40	JOHNSON JR., Andre	9-0	09:42	1.1	0-1	.000	0-1	.000	0-0	.000	0	0	0	0.0	0	0	0	0.00	0	0.00	0.00	0	0.00	0	0.00	0	0.0
41	HENDRY, Emmett	9-0	06:58	0.8	0-0	.000	0-0	.000	0-0	.000	0	0	0	0.0	0	0	0	0.00	1	0.11	0.00	0	0.00	0	0.00	0	0.0
30	HASSON, Yarin	11-0	10:26	0.9	0-2	.000	0-1	.000	0-0	.000	1	0	1	0.1	3	0	0	0.00	0	0.00	0.00	1	0.09	0	0.00	0	0.0
Total		37	7400		1031-2223	.464	338-930	.363	516-679	.760	484	969	1453	39.3	666	10	652	17.62	475	12.84	1.37	179	4.84	232	6.27	2916	78.8
Opponents		37	7400		817-2024	.404	181-610	.297	568-778	.730	335	772	1107	29.9	630	15	340	9.19	472	12.76	0.72	102	2.76	243	6.57	2383	64.4

Score by Periods

Team	1st	2nd	OT	TOT
UConn	1459	1457	0	2916
Opponents	1097	1286	0	2383



**2022-23 UConn Men's Basketball
Overall Team Statistics
All games**

Team Statistics

	UCONN	OPP
Scoring	2916	2383
Points per game	78.8	64.4
Scoring margin	+14.4	-
Field goals-att	1031-2223	817-2024
Field goal pct	.464	.404
3 point fg-att	338-930	181-610
3-point FG pct	.363	.297
3-pt FG made per game	9.1	4.9
Free throws-att	516-679	568-778
Free throw pct	.760	.730
F-Throws made per game	13.9	15.4
Rebounds	1453	1107
Rebounds per game	39.3	29.9
Rebounding margin	+9.4	-
Assists	652	340
Assists per game	17.6	9.2
Turnovers	475	472
Turnovers per game	12.8	12.8
Turnover margin	-0.1	-
Assist/turnover ratio	1.4	0.7
Steals	232	243
Steals per game	6.3	6.6
Blocks	179	102
Blocks per game	4.8	2.8
Winning streak	4	-
Home win streak	4	-
Attendance	194581	126488
Home games-Avg/Game	17-11446	11-11499
Neutral site-Avg/Game	-	9-13165

Score by Periods

Team	1st	2nd	OT	TOT
UConn	1459	1457	0	2916
Opponents	1097	1286	0	2383



**2022-23 UConn Men's Basketball
Team Game-by-Game
All games**

Opponent	Date	Score	W	Total		3-Pointers		Free throws		Rebounds				PF	A	TO	BLK	STL	PTS	AVG
				FG-FGA	PCT	3FG-3FGA	PCT	FT-FTA	PCT	OFF	DEF	TOT	AVG							
Stonehill	11/07/2022	85-54	W	29-63	.460	5-24	.208	22-31	.710	17	27	44	44.0	20	16	15	8	11	85	85.0
Boston U.	11/11/2022	86-57	W	31-55	.564	10-21	.476	14-26	.538	11	30	41	42.5	18	17	14	3	4	86	85.5
Buffalo	11/15/2022	84-64	W	28-63	.444	6-23	.261	22-28	.786	14	28	42	42.3	13	17	15	6	11	84	85.0
UNCW	11/18/2022	86-50	W	28-52	.538	10-22	.455	20-23	.870	6	30	36	40.8	19	20	10	5	3	86	85.3
Delaware St.	11/20/2022	95-60	W	35-61	.574	12-28	.429	13-19	.684	10	29	39	40.4	20	25	13	6	9	95	87.2
vs Oregon	11/24/2022	83-59	W	30-63	.476	17-37	.459	6-11	.545	12	24	36	39.7	25	22	12	7	9	83	86.5
vs Alabama	11/25/2022	82-67	W	26-60	.433	9-24	.375	21-24	.875	10	22	32	38.6	23	18	12	7	8	82	85.9
vs Iowa St.	11/27/2022	71-53	W	22-53	.415	7-26	.269	20-25	.800	21	27	48	39.8	15	16	19	2	5	71	84.0
Oklahoma St.	12/01/2022	74-64	W	21-56	.375	8-23	.348	24-33	.727	13	22	35	39.2	16	11	7	3	8	74	82.9
at Florida	12/07/2022	75-54	W	30-58	.517	7-19	.368	8-9	.889	8	34	42	39.5	19	16	15	7	9	75	82.1
LIU	12/10/2022	114-61	W	45-72	.625	14-32	.438	10-13	.769	11	30	41	39.6	17	29	12	6	10	114	85.0
at Butler	12/17/2022	68-46	W	28-71	.394	10-29	.345	2-4	.500	18	36	54	40.8	15	20	12	3	2	68	83.6
Georgetown	12/20/2022	84-73	W	30-61	.492	11-30	.367	13-15	.867	5	23	28	39.8	16	24	7	3	9	84	83.6
Villanova	12/28/2022	74-66	W	21-53	.396	9-30	.300	23-27	.852	8	21	29	39.1	18	12	11	4	12	74	82.9
at Xavier	12/31/2022	73-83	L	28-67	.418	13-37	.351	4-9	.444	13	25	38	39.0	21	23	16	2	6	73	82.3
at Providence	01/04/2023	61-73	L	23-63	.365	5-22	.227	10-19	.526	19	20	39	39.0	27	13	8	5	6	61	80.9
Creighton	01/07/2023	69-60	W	21-60	.350	8-24	.333	19-23	.826	9	25	34	38.7	19	8	5	8	6	69	80.2
at Marquette	01/11/2023	76-82	L	29-60	.483	6-22	.273	12-15	.800	14	21	35	38.5	14	16	16	11	5	76	80.0
St. John's (NY)	01/15/2023	74-85	L	23-55	.418	8-26	.308	20-27	.741	12	28	40	38.6	30	13	21	1	4	74	79.7
at Seton Hall	01/18/2023	66-67	L	22-56	.393	9-23	.391	13-14	.929	12	28	40	38.7	21	16	18	2	4	66	79.0
Butler	01/22/2023	86-56	W	31-64	.484	7-19	.368	17-25	.680	18	30	48	39.1	12	19	8	4	6	86	79.3
Xavier	01/25/2023	79-82	L	25-61	.410	10-28	.357	19-25	.760	16	18	34	38.9	18	12	12	3	5	79	79.3
at DePaul	01/31/2023	90-76	W	28-55	.509	4-16	.250	30-34	.882	12	26	38	38.8	25	15	11	6	5	90	79.8
at Georgetown	02/04/2023	68-62	W	27-64	.422	12-24	.500	2-5	.400	19	19	38	38.8	14	20	11	5	5	68	79.3
Marquette	02/07/2023	87-72	W	31-62	.500	12-23	.522	13-22	.591	21	27	48	39.2	19	20	17	4	6	87	79.6
at Creighton	02/11/2023	53-56	L	21-65	.323	7-27	.259	4-4	1.000	18	22	40	39.2	14	10	13	2	5	53	78.6
Seton Hall	02/18/2023	64-55	W	22-52	.423	4-22	.182	16-22	.727	14	25	39	39.2	15	12	18	7	5	64	78.0
Providence	02/22/2023	87-69	W	32-60	.533	10-21	.476	13-14	.929	15	25	40	39.2	14	20	13	4	6	87	78.4
at St. John's (NY)	02/25/2023	95-86	W	30-64	.469	9-25	.360	26-33	.788	17	21	38	39.2	21	17	14	11	9	95	78.9
DePaul	03/01/2023	88-59	W	35-64	.547	10-23	.435	8-10	.800	13	27	40	39.2	13	24	13	6	9	88	79.2
at Villanova	03/04/2023	71-59	W	25-56	.446	8-27	.296	13-14	.929	10	28	38	39.2	17	15	12	5	7	71	79.0
vs Providence	03/09/2023	73-66	W	28-53	.528	13-30	.433	4-5	.800	10	25	35	39.0	16	21	18	3	5	73	78.8
vs Marquette	03/10/2023	68-70	L	26-59	.441	7-25	.280	9-15	.600	16	21	37	39.0	14	13	9	2	2	68	78.5
vs Iona	03/17/2023	87-63	W	32-66	.485	11-25	.440	12-14	.857	14	31	45	39.1	15	24	9	5	4	87	78.7
vs Saint Mary's (CA)	03/19/2023	70-55	W	27-50	.540	10-22	.455	6-7	.857	4	27	31	38.9	16	15	14	5	2	70	78.5
vs Arkansas	03/23/2023	88-65	W	31-54	.574	9-20	.450	17-21	.810	11	32	43	39.0	19	22	17	3	7	88	78.7
vs Gonzaga	03/25/2023	82-54	W	30-72	.417	11-31	.355	11-14	.786	13	35	48	39.3	18	21	8	5	3	82	78.8
Total		2916		1031-2223	.464	338-930	.363	516-679	.760	484	969	1453	39.3	666	652	475	179	232	2916	78.8
Opponents		2383		817-2024	.404	181-610	.297	568-778	.730	335	772	1107	29.9	630	340	472	102	243	2383	64.4

UConn Averages

Games Played	Points/game	FG Pct	3FG Pct	FT Pct	Rebounds/game	Assists/game	Turnovers/game	Assist/Turnover ratio	Steals/game	Blocks/game
37	78.8	46.4	36.3	76.0	39.3	17.6	12.8	1.4	6.3	4.8



**2022-23 UConn Men's Basketball
Opponents Game-by-Game
All games**

Opponent	Date	Score	W	Total		3-Pointers		Free throws		Rebounds				Other Stats						
				FG-FGA	PCT	3FG-3FGA	PCT	FT-FTA	PCT	OFF	DEF	TOT	AVG	PF	A	TO	BLK	STL	PTS	AVG
Stonehill	11/07/2022	85-54	W	16-45	.356	5-17	.294	17-22	.773	5	19	24	24.0	21	9	24	2	10	54	54.0
Boston U.	11/11/2022	86-57	W	18-53	.340	2-12	.167	19-24	.792	8	21	29	26.5	21	6	13	1	8	57	55.5
Buffalo	11/15/2022	84-64	W	25-58	.431	5-17	.294	9-13	.692	5	24	29	27.3	23	9	18	2	8	64	58.3
UNCW	11/18/2022	86-50	W	17-55	.309	3-15	.200	13-20	.650	13	19	32	28.5	20	5	13	3	6	50	56.3
Delaware St.	11/20/2022	95-60	W	20-52	.385	2-9	.222	18-26	.692	7	20	27	28.2	19	5	18	1	6	60	57.0
vs Oregon	11/24/2022	83-59	W	20-47	.426	5-15	.333	14-25	.560	7	23	30	28.5	16	11	17	4	5	59	57.3
vs Alabama	11/25/2022	82-67	W	21-50	.420	6-16	.375	19-25	.760	9	26	35	29.4	23	10	21	6	4	67	58.7
vs Iowa St.	11/27/2022	71-53	W	22-54	.407	3-13	.231	6-10	.600	7	12	19	28.1	21	9	12	0	13	53	58.0
Oklahoma St.	12/01/2022	74-64	W	22-56	.393	4-11	.364	16-19	.842	13	26	39	29.3	25	5	17	3	4	64	58.7
at Florida	12/07/2022	75-54	W	16-53	.302	4-15	.267	18-28	.643	8	20	28	29.2	14	6	12	6	8	54	58.2
LIU	12/10/2022	114-61	W	22-52	.423	2-9	.222	15-24	.625	6	18	24	28.7	12	5	21	2	4	61	58.5
at Butler	12/17/2022	68-46	W	16-54	.296	3-14	.214	11-13	.846	4	26	30	28.8	9	8	10	1	5	46	57.4
Georgetown	12/20/2022	84-73	W	27-59	.458	3-11	.273	16-23	.696	12	28	40	29.7	16	6	14	2	2	73	58.6
Villanova	12/28/2022	74-66	W	22-51	.431	5-22	.227	17-18	.944	7	25	32	29.9	23	7	18	0	3	66	59.1
at Xavier	12/31/2022	73-83	L	28-52	.538	4-13	.308	23-28	.821	4	27	31	29.9	9	20	12	2	11	83	60.7
at Providence	01/04/2023	61-73	L	18-49	.367	8-18	.444	29-35	.829	14	27	41	30.6	20	8	9	4	5	73	61.5
Creighton	01/07/2023	69-60	W	20-61	.328	2-16	.125	18-23	.783	20	29	49	31.7	17	5	13	6	1	60	61.4
at Marquette	01/11/2023	76-82	L	30-59	.508	6-16	.375	16-19	.842	10	19	29	31.6	15	16	11	3	8	82	62.6
St. John's (NY)	01/15/2023	74-85	L	30-58	.517	2-13	.154	23-37	.622	8	23	31	31.5	21	10	10	1	7	85	63.7
at Seton Hall	01/18/2023	66-67	L	23-56	.411	4-21	.190	17-25	.680	11	21	32	31.6	15	7	9	6	8	67	63.9
Butler	01/22/2023	86-56	W	17-52	.327	6-19	.316	16-16	1.000	4	18	22	31.1	17	8	11	8	6	56	63.5
Xavier	01/25/2023	79-82	L	31-58	.534	10-20	.500	10-13	.769	8	21	29	31.0	19	17	15	2	6	82	64.4
at DePaul	01/31/2023	90-76	W	25-56	.446	9-20	.450	17-28	.607	12	13	25	30.7	22	15	11	5	7	76	64.9
at Georgetown	02/04/2023	68-62	W	23-53	.434	7-16	.438	9-14	.643	11	20	31	30.8	12	10	10	7	7	62	64.8
Marquette	02/07/2023	87-72	W	26-59	.441	5-21	.238	15-20	.750	9	15	24	30.5	19	7	8	2	11	72	65.0
at Creighton	02/11/2023	53-56	L	19-48	.396	5-16	.313	13-17	.765	8	26	34	30.6	10	8	11	1	9	56	64.7
Seton Hall	02/18/2023	64-55	W	21-53	.396	2-11	.182	11-15	.733	7	18	25	30.4	21	8	14	2	7	55	64.3
Providence	02/22/2023	87-69	W	22-53	.415	8-20	.400	17-20	.850	8	12	20	30.0	12	9	9	4	5	69	64.5
at St. John's (NY)	02/25/2023	95-86	W	30-65	.462	4-13	.308	22-29	.759	15	17	32	30.1	23	15	13	3	6	86	65.2
DePaul	03/01/2023	88-59	W	21-60	.350	5-15	.333	12-16	.750	12	17	29	30.1	13	5	14	4	8	59	65.0
at Villanova	03/04/2023	71-59	W	20-55	.364	7-28	.250	12-18	.667	10	21	31	30.1	16	8	12	1	7	59	64.8
vs Providence	03/09/2023	73-66	W	24-58	.414	6-23	.261	12-17	.706	10	15	25	29.9	12	13	9	0	12	66	64.9
vs Marquette	03/10/2023	68-70	L	24-51	.471	11-29	.379	11-14	.786	8	19	27	29.8	17	12	9	1	3	70	65.0
vs Iona	03/17/2023	87-63	W	22-57	.386	7-16	.438	12-16	.750	7	22	29	29.8	13	9	6	3	7	63	65.0
vs Saint Mary's (CA)	03/19/2023	70-55	W	19-49	.388	4-14	.286	13-19	.684	3	19	22	29.6	13	9	9	1	6	55	64.7
vs Arkansas	03/23/2023	88-65	W	20-63	.317	5-16	.313	20-27	.741	16	15	31	29.6	19	7	10	2	8	65	64.7
vs Gonzaga	03/25/2023	82-54	W	20-60	.333	2-20	.100	12-22	.545	9	31	40	29.9	12	13	9	1	2	54	64.4
Total		2383		817-2024	.404	181-610	.297	568-778	.730	335	772	1107	29.9	630	340	472	102	243	2383	64.4
UConn		2916		1031-2223	.464	338-930	.363	516-679	.760	484	969	1453	39.3	666	652	475	179	232	2916	78.8

Opponents Averages

Games Played	Points/game	FG Pct	3FG Pct	FT Pct	Rebounds/game	Assists/game	Turnovers/game	Assist/Turnover ratio	Steals/game	Blocks/game
37	64.4	40.4	29.7	73.0	29.9	9.2	12.8	0.7	6.6	2.8



**2022-23 UConn Men's Basketball
Points-rebounds-assists
All games**

Opponent	Date	Score	W	2	3	4	5	11	13	20	21	24	30	32
				NEWTON, TRI	CALCATERRA	ALLEYNE, NA	DIARRA, HAS	KARABAN, AL	SPRINGS, RI	HURLEY, AND	SANOGO, ADA	HAWKINS, JO	HASSON, YAR	CLINGAN, DO
Stonehill	11/07/2022	85-54	W	9-6-3	7-3-0	8-0-0	11-5-7	13-4-3	0-2-0	0-0-0	19-6-1	0-3-2	0-0-0	9-7-0
Boston U.	11/11/2022	86-57	W	11-6-1	4-4-1	11-0-0	6-3-6	10-4-4	5-1-2	0-0-0	27-15-2	DNP	0-0-0	10-6-1
Buffalo	11/15/2022	84-64	W	22-10-11	15-2-1	12-3-2	3-1-2	10-4-1	0-3-0	DNP	11-6-0	DNP	DNP	11-8-0
UNCW	11/18/2022	86-50	W	8-3-4	6-5-2	8-1-1	0-2-3	12-5-2	4-2-0	0-0-0	24-5-1	20-1-2	0-0-0	2-6-0
Delaware St.	11/20/2022	95-60	W	6-2-1	11-5-6	9-2-4	3-1-5	10-1-2	0-0-0	0-0-0	26-8-0	11-9-3	0-0-0	16-5-0
vs Oregon	11/24/2022	83-59	W	23-4-6	11-1-4	4-2-2	0-4-1	6-3-0	0-0-0	0-0-0	12-6-1	18-2-1	0-0-0	9-8-2
vs Alabama	11/25/2022	82-67	W	9-4-8	10-1-0	0-3-0	2-1-2	12-3-4	0-0-0	DNP	25-4-2	16-2-1	DNP	4-5-0
vs Iowa St.	11/27/2022	71-53	W	13-4-3	8-3-1	2-3-2	7-2-1	10-4-1	DNP	DNP	4-6-3	2-0-0	DNP	15-10-0
Oklahoma St.	12/01/2022	74-64	W	2-2-1	9-0-1	0-2-1	0-1-0	4-6-1	DNP	DNP	20-6-0	26-2-1	DNP	2-2-0
at Florida	12/07/2022	75-54	W	5-5-3	11-3-2	0-1-0	0-2-2	3-1-1	0-0-0	0-0-0	17-7-1	15-4-3	DNP	16-8-0
LIU	12/10/2022	114-61	W	2-2-7	9-3-3	11-0-1	2-1-3	19-8-2	2-1-1	2-0-0	16-4-2	22-3-2	0-0-0	21-11-0
at Butler	12/17/2022	68-46	W	5-8-3	3-4-3	9-2-1	0-2-1	5-6-2	DNP	DNP	27-14-3	12-3-0	DNP	4-8-1
Georgetown	12/20/2022	84-73	W	17-2-7	14-1-1	2-1-0	5-0-2	8-0-1	DNP	DNP	14-7-1	15-3-3	DNP	2-4-1
Villanova	12/28/2022	74-66	W	6-1-4	0-2-0	2-0-1	6-2-3	15-6-1	DNP	DNP	7-1-1	22-7-0	DNP	6-1-0
at Xavier	12/31/2022	73-83	L	6-7-7	3-0-1	6-0-0	5-1-1	6-5-1	DNP	DNP	18-6-1	11-5-2	DNP	4-2-2
at Providence	01/04/2023	61-73	L	6-2-5	0-1-0	2-0-0	1-2-0	11-5-1	DNP	DNP	11-7-1	15-6-2	DNP	12-11-0
Creighton	01/07/2023	69-60	W	13-4-1	0-1-0	0-0-0	0-1-1	2-3-2	DNP	DNP	26-9-1	17-1-1	DNP	4-3-0
at Marquette	01/11/2023	76-82	L	7-3-2	3-0-2	0-1-3	2-0-1	17-7-1	DNP	DNP	10-3-0	8-6-1	DNP	20-10-0
St. John's (NY)	01/15/2023	74-85	L	0-1-1	6-4-1	1-2-0	4-0-4	16-5-1	DNP	DNP	14-10-3	31-5-2	DNP	0-5-0
at Seton Hall	01/18/2023	66-67	L	11-3-4	3-2-2	0-0-1	2-3-1	9-3-2	DNP	DNP	16-5-0	13-6-2	DNP	7-6-0
Butler	01/22/2023	86-56	W	11-4-2	5-1-2	2-3-2	8-0-3	15-5-1	0-0-0	0-0-0	17-14-3	20-6-0	0-1-0	4-4-1
Xavier	01/25/2023	79-82	L	23-4-4	0-0-0	4-2-0	0-1-0	5-3-1	DNP	DNP	11-9-4	28-4-1	DNP	2-3-0
at DePaul	01/31/2023	90-76	W	21-0-3	0-0-1	5-0-1	0-0-0	4-4-5	DNP	DNP	25-9-0	26-5-1	DNP	5-9-0
at Georgetown	02/04/2023	68-62	W	15-8-6	3-1-1	3-3-0	2-0-0	11-4-4	DNP	DNP	15-6-0	10-2-0	DNP	2-2-2
Marquette	02/07/2023	87-72	W	12-10-12	2-1-1	13-0-0	0-0-0	13-4-2	DNP	DNP	18-7-3	20-6-0	DNP	4-8-1
at Creighton	02/11/2023	53-56	L	2-0-4	0-1-0	5-2-0	3-3-2	5-5-1	DNP	DNP	17-10-2	11-4-1	DNP	4-7-0
Seton Hall	02/18/2023	64-55	W	6-3-2	DNP	0-0-0	4-3-4	5-4-1	DNP	DNP	8-6-0	20-5-2	DNP	6-6-0
Providence	02/22/2023	87-69	W	12-7-7	3-1-0	9-2-0	0-0-2	16-8-2	0-0-0	DNP	16-5-2	20-6-2	DNP	7-3-1
at St. John's (NY)	02/25/2023	95-86	W	8-7-8	15-0-0	8-2-1	DNP	2-5-0	DNP	DNP	18-9-1	20-2-3	DNP	9-6-1
DePaul	03/01/2023	88-59	W	12-5-6	9-2-3	4-0-2	DNP	11-6-4	2-1-0	0-1-0	26-5-0	3-2-0	DNP	10-4-0
at Villanova	03/04/2023	71-59	W	9-3-3	0-1-1	3-2-1	DNP	16-6-4	0-0-0	DNP	9-9-0	24-4-1	DNP	0-2-0
vs Providence	03/09/2023	73-66	W	16-4-7	6-2-2	5-0-0	0-1-2	8-1-0	DNP	DNP	10-5-2	19-4-1	DNP	0-4-1
vs Marquette	03/10/2023	68-70	L	7-6-6	8-2-0	10-0-1	0-1-0	10-5-1	DNP	DNP	19-11-1	5-3-2	DNP	7-5-0
vs Iona	03/17/2023	87-63	W	4-4-6	6-1-2	8-0-1	0-2-3	6-4-3	0-1-0	0-0-0	28-13-0	13-4-1	0-0-0	12-9-1
vs Saint Mary's (CA)	03/19/2023	70-55	W	13-3-5	5-1-0	3-1-0	0-1-1	3-4-0	0-0-0	0-0-0	24-8-0	12-0-0	0-0-0	4-5-2
vs Arkansas	03/23/2023	88-65	W	6-6-7	5-1-0	10-1-2	0-1-1	11-7-1	2-0-0	0-1-0	18-8-1	24-2-3	0-0-0	5-4-0
vs Gonzaga	03/25/2023	82-54	W	8-7-3	8-3-0	8-0-0	0-0-2	12-4-1	0-0-0	0-0-0	10-10-4	20-6-1	0-0-0	6-3-0



**2022-23 UConn Men's Basketball
Points-rebounds-assists
All games**

Opponent	Date	Score		33	35	40	41	44
				ROUMOGLOU,	JOHNSON,SA	JOHNSON JR	HENDRY,EMM	JACKSON JR
Stonehill	11/07/2022	85-54	W	2-1-0	7-3-0	0-0-0	0-0-0	DNP
Boston U.	11/11/2022	86-57	W	2-1-0	DNP	0-0-0	0-0-0	DNP
Buffalo	11/15/2022	84-64	W	0-0-0	DNP	DNP	DNP	DNP
UNCW	11/18/2022	86-50	W	0-0-0	DNP	0-0-0	0-0-0	2-3-5
Delaware St.	11/20/2022	95-60	W	0-0-0	DNP	0-0-0	0-0-0	3-1-4
vs Oregon	11/24/2022	83-59	W	0-1-0	DNP	0-0-0	0-0-0	0-4-5
vs Alabama	11/25/2022	82-67	W	0-0-0	DNP	DNP	DNP	4-7-1
vs Iowa St.	11/27/2022	71-53	W	DNP	DNP	DNP	DNP	10-13-5
Oklahoma St.	12/01/2022	74-64	W	DNP	DNP	DNP	DNP	11-7-6
at Florida	12/07/2022	75-54	W	0-0-0	DNP	DNP	DNP	8-8-4
LIU	12/10/2022	114-61	W	0-2-1	DNP	0-0-0	0-0-0	8-3-7
at Butler	12/17/2022	68-46	W	DNP	DNP	DNP	DNP	3-6-6
Georgetown	12/20/2022	84-73	W	DNP	DNP	DNP	DNP	7-8-8
Villanova	12/28/2022	74-66	W	DNP	DNP	DNP	DNP	10-6-2
at Xavier	12/31/2022	73-83	L	DNP	DNP	DNP	DNP	14-10-8
at Providence	01/04/2023	61-73	L	DNP	DNP	DNP	DNP	3-3-4
Creighton	01/07/2023	69-60	W	DNP	DNP	DNP	DNP	7-9-2
at Marquette	01/11/2023	76-82	L	DNP	DNP	DNP	DNP	9-4-6
St. John's (NY)	01/15/2023	74-85	L	0-0-0	DNP	DNP	DNP	2-6-1
at Seton Hall	01/18/2023	66-67	L	DNP	DNP	DNP	DNP	5-10-4
Butler	01/22/2023	86-56	W	0-0-0	2-2-1	0-0-0	0-0-0	2-4-4
Xavier	01/25/2023	79-82	L	DNP	DNP	DNP	DNP	6-2-2
at DePaul	01/31/2023	90-76	W	0-0-0	2-1-0	DNP	DNP	2-8-4
at Georgetown	02/04/2023	68-62	W	DNP	0-0-0	DNP	DNP	7-10-7
Marquette	02/07/2023	87-72	W	DNP	DNP	DNP	DNP	5-4-1
at Creighton	02/11/2023	53-56	L	DNP	DNP	DNP	DNP	6-6-0
Seton Hall	02/18/2023	64-55	W	DNP	DNP	DNP	DNP	15-10-3
Providence	02/22/2023	87-69	W	DNP	DNP	DNP	DNP	4-6-4
at St. John's (NY)	02/25/2023	95-86	W	DNP	DNP	DNP	DNP	15-5-3
DePaul	03/01/2023	88-59	W	0-0-0	0-1-0	DNP	DNP	11-8-9
at Villanova	03/04/2023	71-59	W	0-0-0	0-0-0	DNP	DNP	10-7-5
vs Providence	03/09/2023	73-66	W	DNP	DNP	DNP	DNP	9-11-6
vs Marquette	03/10/2023	68-70	L	DNP	DNP	DNP	DNP	2-1-2
vs Iona	03/17/2023	87-63	W	0-0-0	0-0-0	0-0-0	DNP	10-5-7
vs Saint Mary's (CA)	03/19/2023	70-55	W	0-1-0	0-0-0	DNP	0-0-0	6-6-7
vs Arkansas	03/23/2023	88-65	W	0-0-0	0-0-0	0-0-0	DNP	7-8-7
vs Gonzaga	03/25/2023	82-54	W	2-1-0	0-2-0	DNP	0-0-0	8-9-10



**2022-23 UConn Men's Basketball
Team Overall Conference
All games**

Summary

Player	Overall Statistics										Conference Statistics									
	GP-GS	MIN/G	FG%	3FG%	FT%	R/G	A/G	STL	BLK	PTS/G	GP-GS	MIN/G	FG%	3FG%	FT%	R/G	A/G	STL	BLK	PTS/G
SANOGO, Adama	37-37	26.5	.602	.347	.776	7.5	1.3	27	29	17.1	20-20	27.8	.568	.357	.763	7.6	1.3	15	14	16.2
HAWKINS, Jordan	35-35	29.5	.407	.385	.886	3.8	1.3	25	17	16.3	20-20	32.3	.399	.357	.900	4.4	1.2	17	12	17.3
NEWTON, Tristen	37-36	28.6	.375	.368	.804	4.3	4.7	40	10	9.9	20-20	29.1	.397	.350	.813	4.1	4.6	23	6	10.1
KARABAN, Alex	37-36	28.8	.485	.406	.837	4.4	1.7	20	24	9.5	20-20	29.8	.458	.396	.889	4.7	1.9	14	13	9.6
CLINGAN, Donovan	37-0	13.2	.655	.000	.523	5.7	0.5	14	68	7.1	20-0	12.3	.577	.000	.500	5.2	0.5	6	34	5.6
JACKSON JR., Andre	34-29	29.2	.427	.284	.652	6.4	4.7	35	18	6.8	20-20	30.2	.408	.296	.677	6.6	4.2	16	10	7.2
CALCATERRA, Joey	36-0	14.4	.418	.439	.885	1.8	1.2	20	2	5.8	19-0	10.8	.329	.364	1.000	1.2	1.0	9	1	3.6
ALLEYNE, Nahiem	37-8	17.9	.365	.330	.862	1.1	0.8	18	2	5.1	20-0	15.5	.313	.298	.800	1.1	0.7	5	2	3.9
DIARRA, Hassan	34-3	13.3	.301	.189	.514	1.4	1.9	28	8	2.2	17-0	12.7	.359	.235	.526	1.1	1.5	15	4	2.5
JOHNSON, Samson	10-1	4.5	.500	.000	1.000	0.9	0.1	2	0	1.1	5-0	4.3	.333	.000	.000	0.8	0.2	2	0	0.8
SPRINGS, Richie	17-0	2.2	.667	.000	.600	0.6	0.2	0	0	0.9	4-0	0.9	1.000	.000	.000	0.3	0.0	0	0	0.5
ROUMOGLOU, Apostolos	18-0	1.6	.286	.000	.667	0.4	0.1	1	0	0.3	5-0	1.2	.000	.000	.000	0.0	0.0	0	0	0.0
HURLEY, Andrew	13-0	1.4	.143	.000	.000	0.2	0.0	2	0	0.2	2-0	1.3	.000	.000	.000	0.5	0.0	0	0	0.0
JOHNSON JR., Andre	9-0	1.1	.000	.000	.000	0.0	0.0	0	0	0.0	1-0	0.8	.000	.000	.000	0.0	0.0	0	0	0.0
HENDRY, Emmett	9-0	0.8	.000	.000	.000	0.0	0.0	0	0	0.0	1-0	0.8	.000	.000	.000	0.0	0.0	0	0	0.0
HASSON, Yarin	11-0	0.9	.000	.000	.000	0.1	0.0	0	1	0.0	1-0	0.8	.000	.000	.000	1.0	0.0	0	0	0.0
Totals	37		.464	.363	.760	39.3	17.6	232	179	78.8	20		.439	.345	.767	38.9	16.5	122	96	75.7
Opponent	37		.404	.297	.730	29.9	9.2	243	102	64.4	20		.422	.306	.759	30.9	9.9	129	64	68.4

Scoring

Player	Overall Statistics								Conference Statistics							
	FG-FGA	FG%	3FG-3FGA	3FG%	FT-FTA	FT%	PTS	PTS/G	FG-FGA	FG%	3FG-3FGA	3FG%	FT-FTA	FT%	PTS	PTS/G
SANOGO, Adama	263-437	.602	17-49	.347	90-116	.776	633	17.1	134-236	.568	10-28	.357	45-59	.763	323	16.2
HAWKINS, Jordan	174-428	.407	104-270	.385	117-132	.886	569	16.3	105-263	.399	55-154	.357	81-90	.900	346	17.3
NEWTON, Tristen	100-267	.375	43-117	.368	123-153	.804	366	9.9	58-146	.397	21-60	.350	65-80	.813	202	10.1
KARABAN, Alex	126-260	.485	63-155	.406	36-43	.837	351	9.5	70-153	.458	36-91	.396	16-18	.889	192	9.6
CLINGAN, Donovan	108-165	.655	0-1	.000	45-86	.523	261	7.1	45-78	.577	0-0	.000	22-44	.500	112	5.6
JACKSON JR., Andre	88-206	.427	25-88	.284	30-46	.652	231	6.8	53-130	.408	16-54	.296	21-31	.677	143	7.2
CALCATERRA, Joey	69-165	.418	47-107	.439	23-26	.885	208	5.8	24-73	.329	16-44	.364	5-5	1.000	69	3.6
ALLEYNE, Nahiem	65-178	.365	32-97	.330	25-29	.862	187	5.1	26-83	.313	14-47	.298	12-15	.800	78	3.9
DIARRA, Hassan	25-83	.301	7-37	.189	19-37	.514	76	2.2	14-39	.359	4-17	.235	10-19	.526	42	2.5
JOHNSON, Samson	4-8	.500	0-2	.000	3-3	1.000	11	1.1	2-6	.333	0-2	.000	0-0	.000	4	0.8
SPRINGS, Richie	6-9	.667	0-0	.000	3-5	.600	15	0.9	1-1	1.000	0-0	.000	0-0	.000	2	0.5
ROUMOGLOU, Apostolos	2-7	.286	0-2	.000	2-3	.667	6	0.3	0-3	.000	0-1	.000	0-0	.000	0	0.0
HURLEY, Andrew	1-7	.143	0-3	.000	0-0	.000	2	0.2	0-1	.000	0-0	.000	0-0	.000	0	0.0
JOHNSON JR., Andre	0-1	.000	0-1	.000	0-0	.000	0	0.0	0-0	.000	0-0	.000	0-0	.000	0	0.0
HENDRY, Emmett	0-0	.000	0-0	.000	0-0	.000	0	0.0	0-0	.000	0-0	.000	0-0	.000	0	0.0
HASSON, Yarin	0-2	.000	0-1	.000	0-0	.000	0	0.0	0-1	.000	0-0	.000	0-0	.000	0	0.0
Totals	1031-2223	.464	338-930	.363	516-679	.760	2916	78.8	532-1213	.439	172-498	.345	277-361	.767	1513	75.7
Opponent	817-2024	.404	181-610	.297	568-778	.730	2383	64.4	469-1111	.422	105-343	.306	324-427	.759	1367	68.4



**2022-23 UConn Men's Basketball
Team Overall Conference
All games**

Totals

Player	Overall Statistics									Conference Statistics								
	O-REB	D-REB	TOTAL	PF	FO	A	TO	A/TO	HI PTS	O-REB	D-REB	TOTAL	PF	FO	A	TO	A/TO	HI PTS
SANOGO, Adama	93	186	279	101	2	47	72	0.7	28	55	96	151	61	2	26	38	0.7	27
HAWKINS, Jordan	35	98	133	79	1	47	48	1.0	31	26	62	88	49	1	24	32	0.8	31
NEWTON, Tristen	42	118	160	76	0	173	85	2.0	23	22	60	82	41	0	91	45	2.0	23
KARABAN, Alex	58	104	162	92	1	64	42	1.5	19	35	59	94	45	1	37	21	1.8	17
CLINGAN, Donovan	82	128	210	70	0	17	39	0.4	21	44	60	104	40	0	10	24	0.4	20
JACKSON JR., Andre	67	151	218	95	5	159	67	2.4	15	46	86	132	57	3	83	46	1.8	15
CALCATERRA, Joey	15	48	63	36	1	44	28	1.6	15	7	16	23	19	1	19	12	1.6	15
ALLEYNE, Nahiem	11	30	41	55	0	30	24	1.3	13	5	17	22	26	0	13	10	1.3	13
DIARRA, Hassan	12	35	47	44	0	66	37	1.8	11	7	11	18	23	0	25	13	1.9	8
JOHNSON, Samson	6	3	9	6	0	1	2	0.5	7	3	1	4	1	0	1	2	0.5	2
SPRINGS, Richie	3	8	11	4	0	3	1	3.0	5	1	0	1	0	0	0	0	0.0	2
ROUMOGLOU, Apostolos	2	5	7	4	0	1	2	0.5	2	0	0	0	1	0	0	0	0.0	0
HURLEY, Andrew	0	2	2	1	0	0	2	0.0	2	0	1	1	0	0	0	0	0.0	0
JOHNSON JR., Andre	0	0	0	0	0	0	0	0.0	0	0	0	0	0	0	0	0	0.0	0
HENDRY, Emmett	0	0	0	0	0	0	1	0.0	0	0	0	0	0	0	0	0	0.0	0
HASSON, Yarin	1	0	1	3	0	0	0	0.0	0	1	0	1	0	0	0	0	0.0	0
Totals	484	969	1453	666	10	652	475	1.4	114	283	495	778	363	8	329	256	1.3	95
Opponent	335	772	1107	630	15	340	472	0.7	86	194	423	617	329	9	197	234	0.8	86



**2022-23 UConn Men's Basketball
Team High/Low Analysis
All games**

UConn - Game Highs

POINTS	114		LIU (12/10/2022)
	95		at St. John's (NY) (02/25/2023)
	95		Delaware St. (11/20/2022)
	90		at DePaul (01/31/2023)
	88		vs Arkansas (N) (03/23/2023)
	88		DePaul (03/01/2023)
FIELD GOALS MADE	45		LIU (12/10/2022)
	35		DePaul (03/01/2023)
	35		Delaware St. (11/20/2022)
FIELD GOAL ATTEMPTS	72		vs Gonzaga (N) (03/25/2023)
	72		LIU (12/10/2022)
FIELD GOAL PERCENTAGE	.625	(45-72)	LIU (12/10/2022)
	.574	(31-54)	vs Arkansas (N) (03/23/2023)
	.574	(35-61)	Delaware St. (11/20/2022)
3 PT FG MADE	17		vs Oregon (N) (11/24/2022)
	14		LIU (12/10/2022)
3 PT FG ATTEMPTS	37		at Xavier (12/31/2022)
	37		vs Oregon (N) (11/24/2022)
3 PT FG PERCENTAGE	.522	(12-23)	Marquette (02/07/2023)
	.500	(12-24)	at Georgetown (02/04/2023)
FREE THROWS MADE	30		at DePaul (01/31/2023)
	26		at St. John's (NY) (02/25/2023)
FREE THROW ATTEMPTS	34		at DePaul (01/31/2023)
	33		at St. John's (NY) (02/25/2023)
	33		Oklahoma St. (12/01/2022)
FREE THROW PERCENTAGE	1.000	(4-4)	at Creighton (02/11/2023)
	.929	(13-14)	at Villanova (03/04/2023)
	.929	(13-14)	Providence (02/22/2023)
	.929	(13-14)	at Seton Hall (01/18/2023)
REBOUNDS	54		at Butler (12/17/2022)
	48		vs Gonzaga (N) (03/25/2023)
	48		Marquette (02/07/2023)
	48		Butler (01/22/2023)
	48		vs Iowa St. (N) (11/27/2022)
ASSISTS	29		LIU (12/10/2022)
	25		Delaware St. (11/20/2022)
STEALS	12		Villanova (12/28/2022)
	11		Buffalo (11/15/2022)
	11		Stonehill (11/07/2022)
BLOCKED SHOTS	11		at St. John's (NY) (02/25/2023)
	11		at Marquette (01/11/2023)
TURNOVERS	21		St. John's (NY) (01/15/2023)
	19		vs Iowa St. (N) (11/27/2022)
FOULS	30		St. John's (NY) (01/15/2023)
	27		at Providence (01/04/2023)



**2022-23 UConn Men's Basketball
Team High/Low Analysis
All games**

Opponent - Game Highs

POINTS	86		at St. John's (NY) (02/25/2023)
	85		St. John's (NY) (01/15/2023)
	83		at Xavier (12/31/2022)
	82		Xavier (01/25/2023)
	82		at Marquette (01/11/2023)
FIELD GOALS MADE	31		Xavier (01/25/2023)
	30		at St. John's (NY) (02/25/2023)
	30		St. John's (NY) (01/15/2023)
FIELD GOAL ATTEMPTS	65		at St. John's (NY) (02/25/2023)
	63		vs Arkansas (N) (03/23/2023)
FIELD GOAL PERCENTAGE	.538	(28-52)	at Xavier (12/31/2022)
	.534	(31-58)	Xavier (01/25/2023)
3 PT FG MADE	11		vs Marquette (N) (03/10/2023)
	10		Xavier (01/25/2023)
3 PT FG ATTEMPTS	29		vs Marquette (N) (03/10/2023)
	28		at Villanova (03/04/2023)
3 PT FG PERCENTAGE	.500	(10-20)	Xavier (01/25/2023)
	.450	(9-20)	at DePaul (01/31/2023)
FREE THROWS MADE	29		at Providence (01/04/2023)
	23		St. John's (NY) (01/15/2023)
	23		at Xavier (12/31/2022)
FREE THROW ATTEMPTS	37		St. John's (NY) (01/15/2023)
	35		at Providence (01/04/2023)
FREE THROW PERCENTAGE	1.000	(16-16)	Butler (01/22/2023)
	.944	(17-18)	Villanova (12/28/2022)
REBOUNDS	49		Creighton (01/07/2023)
	41		at Providence (01/04/2023)
ASSISTS	20		at Xavier (12/31/2022)
	17		Xavier (01/25/2023)
STEALS	13		vs Iowa St. (N) (11/27/2022)
	12		vs Providence (N) (03/09/2023)
BLOCKED SHOTS	8		Butler (01/22/2023)
	7		at Georgetown (02/04/2023)
TURNOVERS	24		Stonehill (11/07/2022)
	21		LIU (12/10/2022)
	21		vs Alabama (N) (11/25/2022)
FOULS	25		Oklahoma St. (12/01/2022)
	24		vs Alabama (N) (11/25/2022)



**2022-23 UConn Men's Basketball
Team High/Low Analysis
All games**

UConn - Game Lows

POINTS	53		at Creighton (02/11/2023)
	61		at Providence (01/04/2023)
	64		Seton Hall (02/18/2023)
	66		at Seton Hall (01/18/2023)
	68		vs Marquette (N) (03/10/2023)
	68		at Georgetown (02/04/2023)
	68		at Butler (12/17/2022)
FIELD GOALS MADE	21		at Creighton (02/11/2023)
	21		Creighton (01/07/2023)
	21		Villanova (12/28/2022)
	21		Oklahoma St. (12/01/2022)
FIELD GOAL ATTEMPTS	50		vs Saint Mary's (CA) (N) (03/19/2023)
	52		Seton Hall (02/18/2023)
	52		UNCW (11/18/2022)
FIELD GOAL PERCENTAGE	.323	(21-65)	at Creighton (02/11/2023)
	.350	(21-60)	Creighton (01/07/2023)
3 PT FG MADE	4		Seton Hall (02/18/2023)
	4		at DePaul (01/31/2023)
3 PT FG ATTEMPTS	16		at DePaul (01/31/2023)
	19		Butler (01/22/2023)
	19		at Florida (12/07/2022)
3 PT FG PERCENTAGE	.182	(4-22)	Seton Hall (02/18/2023)
	.208	(5-24)	Stonehill (11/07/2022)
FREE THROWS MADE	2		at Georgetown (02/04/2023)
	2		at Butler (12/17/2022)
FREE THROW ATTEMPTS	4		at Creighton (02/11/2023)
	4		at Butler (12/17/2022)
FREE THROW PERCENTAGE	.400	(2-5)	at Georgetown (02/04/2023)
	.444	(4-9)	at Xavier (12/31/2022)
REBOUNDS	28		Georgetown (12/20/2022)
	29		Villanova (12/28/2022)
ASSISTS	8		Creighton (01/07/2023)
	10		at Creighton (02/11/2023)
STEALS	2		vs Saint Mary's (CA) (N) (03/19/2023)
	2		vs Marquette (N) (03/10/2023)
	2		at Butler (12/17/2022)
BLOCKED SHOTS	1		St. John's (NY) (01/15/2023)
	2		vs Marquette (N) (03/10/2023)
	2		at Creighton (02/11/2023)
	2		at Seton Hall (01/18/2023)
	2		at Xavier (12/31/2022)
	2		vs Iowa St. (N) (11/27/2022)
TURNOVERS	5		Creighton (01/07/2023)
	7		Georgetown (12/20/2022)
	7		Oklahoma St. (12/01/2022)
FOULS	12		Butler (01/22/2023)
	13		DePaul (03/01/2023)
	13		Buffalo (11/15/2022)



**2022-23 UConn Men's Basketball
Team High/Low Analysis
All games**

Opponent - Game Lows

POINTS	46		at Butler (12/17/2022)
	50		UNCW (11/18/2022)
	53		vs Iowa St. (N) (11/27/2022)
	54		vs Gonzaga (N) (03/25/2023)
	54		at Florida (12/07/2022)
	54		Stonehill (11/07/2022)
FIELD GOALS MADE	16		at Butler (12/17/2022)
	16		at Florida (12/07/2022)
	16		Stonehill (11/07/2022)
FIELD GOAL ATTEMPTS	45		Stonehill (11/07/2022)
	47		vs Oregon (N) (11/24/2022)
FIELD GOAL PERCENTAGE	.296	(16-54)	at Butler (12/17/2022)
	.302	(16-53)	at Florida (12/07/2022)
3 PT FG MADE	2		vs Gonzaga (N) (03/25/2023)
	2		Seton Hall (02/18/2023)
	2		St. John's (NY) (01/15/2023)
	2		Creighton (01/07/2023)
	2		LIU (12/10/2022)
	2		Delaware St. (11/20/2022)
	2		Boston U. (11/11/2022)
3 PT FG ATTEMPTS	9		LIU (12/10/2022)
	9		Delaware St. (11/20/2022)
3 PT FG PERCENTAGE	.100	(2-20)	vs Gonzaga (N) (03/25/2023)
	.125	(2-16)	Creighton (01/07/2023)
FREE THROWS MADE	6		vs Iowa St. (N) (11/27/2022)
	9		at Georgetown (02/04/2023)
	9		Buffalo (11/15/2022)
FREE THROW ATTEMPTS	10		vs Iowa St. (N) (11/27/2022)
	13		Xavier (01/25/2023)
	13		at Butler (12/17/2022)
	13		Buffalo (11/15/2022)
FREE THROW PERCENTAGE	.545	(12-22)	vs Gonzaga (N) (03/25/2023)
	.560	(14-25)	vs Oregon (N) (11/24/2022)
REBOUNDS	19		vs Iowa St. (N) (11/27/2022)
	20		Providence (02/22/2023)
ASSISTS	5		DePaul (03/01/2023)
	5		Creighton (01/07/2023)
	5		LIU (12/10/2022)
	5		Oklahoma St. (12/01/2022)
	5		Delaware St. (11/20/2022)
	5		UNCW (11/18/2022)
STEALS	1		Creighton (01/07/2023)
	2		vs Gonzaga (N) (03/25/2023)
	2		Georgetown (12/20/2022)
BLOCKED SHOTS	0		vs Providence (N) (03/09/2023)
	0		Villanova (12/28/2022)
	0		vs Iowa St. (N) (11/27/2022)
TURNOVERS	6		vs Iona (N) (03/17/2023)
	8		Marquette (02/07/2023)
FOULS	9		at Xavier (12/31/2022)
	9		at Butler (12/17/2022)



**2022-23 UConn Men's Basketball
Player Highs Analysis
All games**

UConn - Individual Game Highs

POINTS	31		Jordan Hawkins vs St. John's (NY) (01/15/2023)
	28		Adama Sanogo vs Iona (N) (03/17/2023)
	28		Jordan Hawkins vs Xavier (01/25/2023)
	27		Adama Sanogo at Butler (12/17/2022)
	27		Adama Sanogo vs Boston U. (11/11/2022)
FIELD GOALS MADE	13		Adama Sanogo vs Iona (N) (03/17/2023)
	13		Adama Sanogo at Butler (12/17/2022)
FIELD GOAL ATTEMPTS	21		Adama Sanogo at Butler (12/17/2022)
	20		Adama Sanogo vs Creighton (01/07/2023)
FIELD GOAL PERCENTAGE (min 5 made)	1.000	(10-10)	Donovan Clingan vs LIU (12/10/2022)
	1.000	(5-5)	Alex Karaban vs Arkansas (N) (03/23/2023)
	1.000	(5-5)	Adama Sanogo vs Providence (N) (03/09/2023)
	1.000	(5-5)	Donovan Clingan vs Buffalo (11/15/2022)
3 PT FG MADE	6		Jordan Hawkins vs Gonzaga (N) (03/25/2023)
	6		Jordan Hawkins vs LIU (12/10/2022)
3 PT FG ATTEMPTS	14		Jordan Hawkins vs Oregon (N) (11/24/2022)
	12		Andre Jackson Jr. at Xavier (12/31/2022)
3 PT FG PERCENTAGE (min 2 made)	1.000	(3-3)	Nahiem Alleyne vs Providence (02/22/2023)
	1.000	(2-2)	Alex Karaban vs Marquette (N) (03/10/2023)
	1.000	(2-2)	Joey Calcaterra vs Oklahoma St. (12/01/2022)
	1.000	(2-2)	Joey Calcaterra vs Alabama (N) (11/25/2022)
	1.000	(2-2)	Adama Sanogo vs Oregon (N) (11/24/2022)
FREE THROWS MADE	14		Tristen Newton vs Buffalo (11/15/2022)
	12		Jordan Hawkins at DePaul (01/31/2023)
FREE THROW ATTEMPTS	17		Tristen Newton vs Buffalo (11/15/2022)
	14		Jordan Hawkins at DePaul (01/31/2023)
FREE THROW PERCENTAGE (min 3 made)	1.000	(9-9)	Jordan Hawkins vs Arkansas (N) (03/23/2023)
	1.000	(9-9)	Jordan Hawkins vs St. John's (NY) (01/15/2023)
	1.000	(8-8)	Tristen Newton at DePaul (01/31/2023)
	1.000	(8-8)	Adama Sanogo vs UNCW (11/18/2022)
	1.000	(7-7)	Jordan Hawkins vs Xavier (01/25/2023)
	1.000	(6-6)	Tristen Newton at Seton Hall (01/18/2023)
	1.000	(6-6)	Jordan Hawkins vs Creighton (01/07/2023)
	1.000	(6-6)	Tristen Newton vs Villanova (12/28/2022)
	1.000	(6-6)	Tristen Newton vs Alabama (N) (11/25/2022)
	1.000	(5-5)	Tristen Newton vs Providence (02/22/2023)
	1.000	(5-5)	Jordan Hawkins at Marquette (01/11/2023)
	1.000	(4-4)	Adama Sanogo vs Gonzaga (N) (03/25/2023)
	1.000	(4-4)	Nahiem Alleyne vs Arkansas (N) (03/23/2023)
	1.000	(4-4)	Jordan Hawkins vs Iona (N) (03/17/2023)
	1.000	(4-4)	Jordan Hawkins at St. John's (NY) (02/25/2023)
	1.000	(4-4)	Joey Calcaterra at St. John's (NY) (02/25/2023)
	1.000	(4-4)	Tristen Newton vs Seton Hall (02/18/2023)
	1.000	(4-4)	Adama Sanogo at Seton Hall (01/18/2023)
1.000	(3-3)	Adama Sanogo vs DePaul (03/01/2023)	
1.000	(3-3)	Jordan Hawkins vs Providence (02/22/2023)	
REBOUNDS	15		Adama Sanogo vs Boston U. (11/11/2022)
	14		Adama Sanogo vs Butler (01/22/2023)
	14		Adama Sanogo at Butler (12/17/2022)
ASSISTS	12		Tristen Newton vs Marquette (02/07/2023)
	11		Tristen Newton vs Buffalo (11/15/2022)
STEALS	4		Hassan Diarra vs Villanova (12/28/2022)
	4		Tristen Newton vs Alabama (N) (11/25/2022)
	4		Tristen Newton vs Buffalo (11/15/2022)
	4		Nahiem Alleyne vs Stonehill (11/07/2022)



2022-23 UConn Men's Basketball
Player Highs Analysis
All games

UConn - Individual Game Highs

BLOCKED SHOTS	5	Donovan Clingan at St. John's (NY) (02/25/2023)
	5	Donovan Clingan at Marquette (01/11/2023)
TURNOVERS	8	Tristen Newton vs Iowa St. (N) (11/27/2022)
	7	Jordan Hawkins vs St. John's (NY) (01/15/2023)
FOULS	5	Andre Jackson Jr. vs Marquette (N) (03/10/2023)
	5	Andre Jackson Jr. vs Marquette (02/07/2023)
	5	Adama Sanogo at DePaul (01/31/2023)
	5	Andre Jackson Jr. at DePaul (01/31/2023)
	5	Jordan Hawkins vs Xavier (01/25/2023)
	5	Adama Sanogo at Seton Hall (01/18/2023)
	5	Andre Jackson Jr. vs St. John's (NY) (01/15/2023)
	5	Joey Calcaterra vs St. John's (NY) (01/15/2023)
	5	Alex Karaban at Xavier (12/31/2022)
5	Andre Jackson Jr. vs Delaware St. (11/20/2022)	



**2022-23 UConn Men's Basketball
Player Highs Analysis
All games**

Opponent - Individual Game Highs

POINTS	27		Bryce Hopkins at Providence (01/04/2023)
	23		Caleb Daniels vs Villanova (12/28/2022)
	21		Brandon Murray at Georgetown (02/04/2023)
	21		Souley Boum vs Xavier (01/25/2023)
	21		Jevin Muniz vs Delaware St. (11/20/2022)
FIELD GOALS MADE	9		Caleb Daniels vs Villanova (12/28/2022)
	8		Brandon Murray at Georgetown (02/04/2023)
	8		Colby Jones vs Xavier (01/25/2023)
	8		Primo Spears vs Georgetown (12/20/2022)
FIELD GOAL ATTEMPTS	18		Brandon Murray at Georgetown (02/04/2023)
	17		Al-Amir Dawes vs Seton Hall (02/18/2023)
	17		Primo Spears vs Georgetown (12/20/2022)
FIELD GOAL PERCENTAGE (min 5 made)	.833	(5-6)	Jerome Hunter vs Xavier (01/25/2023)
	.778	(7-9)	Javan Johnson at DePaul (01/31/2023)
3 PT FG MADE	5		Souley Boum vs Xavier (01/25/2023)
	4		David Joplin vs Marquette (N) (03/10/2023)
	4		Noah Locke vs Providence (N) (03/09/2023)
	4		Jared Bynum vs Providence (02/22/2023)
	4		Javan Johnson at DePaul (01/31/2023)
3 PT FG ATTEMPTS	10		Justin Moore at Villanova (03/04/2023)
	8		Al-Amir Dawes at Seton Hall (01/18/2023)
3 PT FG PERCENTAGE (min 2 made)	1.000	(2-2)	Connor Turnbull vs Butler (01/22/2023)
	1.000	(2-2)	Bryce Hopkins at Providence (01/04/2023)
	1.000	(2-2)	Riley Kugel at Florida (12/07/2022)
	1.000	(2-2)	Rylan Griffen vs Alabama (N) (11/25/2022)
	1.000	(2-2)	Daman Tate vs Boston U. (11/11/2022)
FREE THROWS MADE	13		Bryce Hopkins at Providence (01/04/2023)
	9		Anthony Black vs Arkansas (N) (03/23/2023)
	9		Ed Croswell at Providence (01/04/2023)
	9		Jerome Hunter at Xavier (12/31/2022)
FREE THROW ATTEMPTS	15		Bryce Hopkins at Providence (01/04/2023)
	11		Anthony Black vs Arkansas (N) (03/23/2023)
	11		Da'Sean Nelson at DePaul (01/31/2023)
	11		Qudus Wahab vs Georgetown (12/20/2022)
FREE THROW PERCENTAGE (min 3 made)	1.000	(9-9)	Jerome Hunter at Xavier (12/31/2022)
	1.000	(8-8)	David Jones at St. John's (NY) (02/25/2023)
	1.000	(6-6)	Bryce Hopkins vs Providence (02/22/2023)
	1.000	(6-6)	Chuck Harris vs Butler (01/22/2023)
	1.000	(5-5)	Oso Ighodaro at Marquette (01/11/2023)
	1.000	(4-4)	Walter Clayton Jr. vs Iona (N) (03/17/2023)
	1.000	(4-4)	Olivier-Maxence Prosper vs Marquette (N) (03/10/2023)
	1.000	(4-4)	Jared Bynum vs Providence (N) (03/09/2023)
	1.000	(4-4)	Eric Dixon at Villanova (03/04/2023)
	1.000	(4-4)	Ryan Kalkbrenner at Creighton (02/11/2023)
	1.000	(4-4)	Souley Boum vs Xavier (01/25/2023)
	1.000	(4-4)	Simas Lukosius vs Butler (01/22/2023)
	1.000	(4-4)	Dylan Addae-Wusu vs St. John's (NY) (01/15/2023)
	1.000	(4-4)	Jordan Longino vs Villanova (12/28/2022)
	1.000	(4-4)	Trey Bonham at Florida (12/07/2022)
	1.000	(4-4)	Avery Anderson, III vs Oklahoma St. (12/01/2022)
	1.000	(4-4)	Cole Bergan vs Stonehill (11/07/2022)
	1.000	(3-3)	Julian Strawther vs Gonzaga (N) (03/25/2023)
	1.000	(3-3)	Logan Johnson vs Saint Mary's (CA) (N) (03/19/2023)
	1.000	(3-3)	David Joplin vs Marquette (N) (03/10/2023)



**2022-23 UConn Men's Basketball
Player Highs Analysis
All games**

Opponent - Individual Game Highs

REBOUNDS	16	Arthur Kaluma vs Creighton (01/07/2023)
	13	Joel Soriano vs St. John's (NY) (01/15/2023)
	13	Ed Crosswell at Providence (01/04/2023)
ASSISTS	8	Umoja Gibson at DePaul (01/31/2023)
	8	Tyler Kolek at Marquette (01/11/2023)
STEALS	5	Anthony Black vs Arkansas (N) (03/23/2023)
	5	Chuck Harris vs Butler (01/22/2023)
BLOCKED SHOTS	4	Ryan Kalkbrenner vs Creighton (01/07/2023)
	3	Myles Wilmoth vs Butler (01/22/2023)
	3	Connor Turnbull vs Butler (01/22/2023)
TURNOVERS	8	Brandon Murray vs Georgetown (12/20/2022)
	8	RJ Greene vs LIU (12/10/2022)
FOULS	5	Kamani Johnson vs Arkansas (N) (03/23/2023)
	5	Joel Soriano at St. John's (NY) (02/25/2023)
	5	Stevie Mitchell vs Marquette (02/07/2023)
	5	Brandon Murray at Georgetown (02/04/2023)
	5	Umoja Gibson at DePaul (01/31/2023)
	5	Yor Anei at DePaul (01/31/2023)
	5	Zach Freemantle vs Xavier (01/25/2023)
	5	Andre Curbelo vs St. John's (NY) (01/15/2023)
	5	Bryce Hopkins at Providence (01/04/2023)
	5	Jordan Longino vs Villanova (12/28/2022)
	5	Moussa Cisse vs Oklahoma St. (12/01/2022)
	5	Quincy Guerrier vs Oregon (N) (11/24/2022)
	5	Raymond Somerville vs Delaware St. (11/20/2022)
	5	Isaac Jack vs Buffalo (11/15/2022)
5	Jonnivius Smith vs Buffalo (11/15/2022)	



**2022-23 UConn Men's Basketball
Category Leaders
All games**

Points

##	Player	G	Pts	Pts/G
21	Sanogo, Adama	37	633	17.1
24	Hawkins, Jordan	35	569	16.3
2	Newton, Tristen	37	366	9.9
11	Karaban, Alex	37	351	9.5
32	Clingan, Donovan	37	261	7.1
44	Jackson Jr., Andre	34	231	6.8
3	Calcaterra, Joey	36	208	5.8
4	Alleyne, Nahiem	37	187	5.1
5	Diarra, Hassan	34	76	2.2
13	Springs, Richie	17	15	0.9
35	Johnson, Samson	10	11	1.1
33	Roumoglou, Apostolos	18	6	0.3
20	Hurley, Andrew	13	2	0.2

Scoring Average

##	Player	G	Pts	Pts/G
21	Sanogo, Adama	37	633	17.1
24	Hawkins, Jordan	35	569	16.3
2	Newton, Tristen	37	366	9.9
11	Karaban, Alex	37	351	9.5
32	Clingan, Donovan	37	261	7.1
44	Jackson Jr., Andre	34	231	6.8
3	Calcaterra, Joey	36	208	5.8
4	Alleyne, Nahiem	37	187	5.1
5	Diarra, Hassan	34	76	2.2
35	Johnson, Samson	10	11	1.1
13	Springs, Richie	17	15	0.9
33	Roumoglou, Apostolos	18	6	0.3
20	Hurley, Andrew	13	2	0.2

Field Goal Percentage

##	Player	FG	Att	Pct
13	Springs, Richie	6	9	.667
32	Clingan, Donovan	108	165	.655
21	Sanogo, Adama	263	437	.602
35	Johnson, Samson	4	8	.500
11	Karaban, Alex	126	260	.485
44	Jackson Jr., Andre	88	206	.427
3	Calcaterra, Joey	69	165	.418
24	Hawkins, Jordan	174	428	.407
2	Newton, Tristen	100	267	.375
4	Alleyne, Nahiem	65	178	.365
5	Diarra, Hassan	25	83	.301
33	Roumoglou, Apostolos	2	7	.286
20	Hurley, Andrew	1	7	.143

Field Goal Attempts

##	Player	G	Att	Att/G
21	Sanogo, Adama	37	437	11.8
24	Hawkins, Jordan	35	428	12.2
2	Newton, Tristen	37	267	7.2
11	Karaban, Alex	37	260	7.0
44	Jackson Jr., Andre	34	206	6.1

Field Goals Made

##	Player	G	Made	Made/G
21	Sanogo, Adama	37	263	7.1
24	Hawkins, Jordan	35	174	5.0
11	Karaban, Alex	37	126	3.4
32	Clingan, Donovan	37	108	2.9
2	Newton, Tristen	37	100	2.7



3-Point FG Percentage

##	Player	3FG	Att	Pct
3	Calcaterra, Joey	47	107	.439
11	Karaban, Alex	63	155	.406
24	Hawkins, Jordan	104	270	.385
2	Newton, Tristen	43	117	.368
21	Sanogo, Adama	17	49	.347
4	Alleyne, Nahiem	32	97	.330
44	Jackson Jr., Andre	25	88	.284
5	Diarra, Hassan	7	37	.189

3-Point FG Attempts

##	Player	G	Att	Att/G
24	Hawkins, Jordan	35	270	7.7
11	Karaban, Alex	37	155	4.2
2	Newton, Tristen	37	117	3.2
3	Calcaterra, Joey	36	107	3.0
4	Alleyne, Nahiem	37	97	2.6

3-Point FG Made

##	Player	G	Made	Made/G
24	Hawkins, Jordan	35	104	3.0
11	Karaban, Alex	37	63	1.7
3	Calcaterra, Joey	36	47	1.3
2	Newton, Tristen	37	43	1.2
4	Alleyne, Nahiem	37	32	0.9

Free Throw Percentage

##	Player	Made	Att	Pct
35	Johnson, Samson	3	3	1.000
24	Hawkins, Jordan	117	132	.886
3	Calcaterra, Joey	23	26	.885
4	Alleyne, Nahiem	25	29	.862
11	Karaban, Alex	36	43	.837
2	Newton, Tristen	123	153	.804
21	Sanogo, Adama	90	116	.776
33	Roumoglou, Apostolos	2	3	.667
44	Jackson Jr., Andre	30	46	.652
13	Springs, Richie	3	5	.600
32	Clingan, Donovan	45	86	.523
5	Diarra, Hassan	19	37	.514

Free Throw Attempts

##	Player	G	Att	Att/G
2	Newton, Tristen	37	153	4.1
24	Hawkins, Jordan	35	132	3.8
21	Sanogo, Adama	37	116	3.1
32	Clingan, Donovan	37	86	2.3
44	Jackson Jr., Andre	34	46	1.4

Free Throws Made

##	Player	G	Made	Made/G
2	Newton, Tristen	37	123	3.3
24	Hawkins, Jordan	35	117	3.3
21	Sanogo, Adama	37	90	2.4
32	Clingan, Donovan	37	45	1.2
11	Karaban, Alex	37	36	1.0

Rebounds

##	Player	G	Reb	Reb/G
21	Sanogo, Adama	37	279	7.5
44	Jackson Jr., Andre	34	218	6.4
32	Clingan, Donovan	37	210	5.7
11	Karaban, Alex	37	162	4.4
2	Newton, Tristen	37	160	4.3

Assists

##	Player	G	Ast	Ast/G
2	Newton, Tristen	37	173	4.7
44	Jackson Jr., Andre	34	159	4.7
5	Diarra, Hassan	34	66	1.9
11	Karaban, Alex	37	64	1.7
21	Sanogo, Adama	37	47	1.3

Rebounds Average

##	Player	G	Reb	Reb/G
21	Sanogo, Adama	37	279	7.5
44	Jackson Jr., Andre	34	218	6.4
32	Clingan, Donovan	37	210	5.7
11	Karaban, Alex	37	162	4.4
2	Newton, Tristen	37	160	4.3

Steals

##	Player	G	Stl	Stl/G
2	Newton, Tristen	37	40	1.1
44	Jackson Jr., Andre	34	35	1.0
5	Diarra, Hassan	34	28	0.8
21	Sanogo, Adama	37	27	0.7
24	Hawkins, Jordan	35	25	0.7



2022-23 UConn Men's Basketball
Category Leaders
All games

Offensive Rebounds

##	Player	G	OReb	OReb/G
21	Sanogo, Adama	37	93	2.5
32	Clingan, Donovan	37	82	2.2
44	Jackson Jr., Andre	34	67	2.0
11	Karaban, Alex	37	58	1.6
2	Newton, Tristen	37	42	1.1

Blocked Shots

##	Player	G	Blk	Blk/G
32	Clingan, Donovan	37	68	1.8
21	Sanogo, Adama	37	29	0.8
11	Karaban, Alex	37	24	0.6
44	Jackson Jr., Andre	34	18	0.5
24	Hawkins, Jordan	35	17	0.5

Defensive Rebounds

##	Player	G	DReb	DReb/G
21	Sanogo, Adama	37	186	5.0
44	Jackson Jr., Andre	34	151	4.4
32	Clingan, Donovan	37	128	3.5
2	Newton, Tristen	37	118	3.2
11	Karaban, Alex	37	104	2.8

Minutes

##	Player	G	Min	Min/G
11	Karaban, Alex	37	1065	28:47
2	Newton, Tristen	37	1057	28:34
24	Hawkins, Jordan	35	1032	29:29
44	Jackson Jr., Andre	34	991	29:09
21	Sanogo, Adama	37	980	26:29

Fouls

##	Player	G	PF	PF/G
21	Sanogo, Adama	37	101	2.7
44	Jackson Jr., Andre	34	95	2.8
11	Karaban, Alex	37	92	2.5
24	Hawkins, Jordan	35	79	2.3
2	Newton, Tristen	37	76	2.1

Turnovers

##	Player	G	TO	TO/G
2	Newton, Tristen	37	85	2.3
21	Sanogo, Adama	37	72	1.9
44	Jackson Jr., Andre	34	67	2.0
24	Hawkins, Jordan	35	48	1.4
11	Karaban, Alex	37	42	1.1

Foul Outs

##	Player	G	FO
44	Jackson Jr., Andre	34	5
21	Sanogo, Adama	37	2
24	Hawkins, Jordan	35	1
11	Karaban, Alex	37	1
3	Calcaterra, Joey	36	1

2022-23 UCONN GAME-BY-GAME BOX SCORES

Game #1 - UConn 85, Stonehill 54 November 7, 2022 - XL Center, Hartford, Conn.



Official Basketball Box Score - Final
Stonehill at UConn
11/07/22 XL Center, Hartford, Conn.
2022-23 Men's Basketball

Game Time: 7:30 PM
Game Duration: 2:07
Attendance: 9,116

Officials: Pat Driscoll, John Gaffney, Michael Luckie

Record: 0-1

NO. Name	Min	FG M-A	3P M-A	FT M-A	Rebounds OR DR TOT	Fouls PF FD	TP AS	TO ST	Blocks BS BA	+/-				
21 Maxwell Zegarowski	F 30:00	2-4	2-3	2-2	0 0 0	2 2 8	0 1	0 1	1 1	-22				
21 Cole Bergant	F 22:49	0-2	0-1	4-4	2 0 2	4 3 4	4 3	2 1	0 0	-18				
11 Isaiah Burnett	G 24:02	3-4	0-0	6-9	0 6 6	5 12	1 4	3 1	0 0	-10				
12 Thatcher Stone	G 24:36	3-11	0-4	0-0	1 4 5	3 6	0 0	1 0	3 3	-38				
2 Shamir Johnson	G 20:32	2-4	0-1	0-0	4 4 1	0 4	1 1	0 0	0 0	-10				
5 Josh Mack	C 23:33	0-2	0-1	2-3	0 0 0	1 3 2	2 2	1 2	0 0	-24				
32 Andrew Sims	28:04	5-10	2-5	0-0	1 1 3	1 12	1 1	0 0	0 0	-17				
4 Chas Stinson	07:07	1-4	1-1	1-2	0 0 0	0 1 4	0 0	0 0	1 0	-6				
20 Nathan McGill	05:33	0-1	0-0	0-0	1 1 0	0 0	0 0	0 0	1 0	4				
33 Elhan Meuser	08:12	0-1	0-0	2-2	0 0 0	3 2 2	0 0	0 0	0 0	-7				
15 John O'Reilly III	01:23	0-1	0-1	0-0	0 0 0	0 0 0	0 0	0 0	0 0	-2				
23 Christopher Melis	01:23	0-0	0-0	0-0	0 0 0	0 0 0	0 0	0 0	0 0	-2				
30 Helio Sousa Erazo	01:23	0-0	0-0	0-0	0 0 0	0 0 0	0 0	0 0	0 0	-1				
34 Neal Marquardt	01:23	0-1	0-0	0-0	1 0 1	2 0 0	0 0	0 0	0 0	-2				
Team					1 3 4	0	0	1						
Totals	16:45	15-17	17-22	5-19	24	21	20	54	9	24	10	2	8	-31

Technical Fouls: NONE

UConn - 85

Record: 1-0

NO. Name	Min	FG M-A	3P M-A	FT M-A	Rebounds OR DR TOT	Fouls PF FD	TP AS	TO ST	Blocks BS BA	+/-			
21 Adama Sanogo	F 19:26	8-11	0-0	3-4	2 4 6	3 3	19	1 2	1 0	23			
35 Samson Johnson	F 16:19	2-2	0-0	3-3	2 1 3	4 2 7	0	0 0	0 0	18			
2 Tristan Newton	G 21:14	0-5	0-3	9-12	1 5 6	3 6 9	3	2 1	1 1	10			
4 Nahiem Alleyne	G 30:49	4-11	0-4	0-0	0 0 0	1 1 8	0	2 4	1 0	23			
24 Jordan Hawkins	G 08:43	0-4	0-3	0-0	2 1 3	0 1 0	2	1 0	0 0	7			
11 Alex Karaban	29:35	4-10	2-7	3-4	2 2 4	2 2 13	3	1 1	0 0	16			
5 Hassan Diarra	27:21	5-9	1-3	0-2	1 4 2	1 11 7	7	3 3	0 0	24			
3 Joey Calcaterra	21:12	2-4	2-3	1-2	1 2 3	1 2 7	0	2 1	0 0	17			
2 Donovan Clingan	18:28	4-6	0-0	1-2	3 4 7	3 2 9	0	2 0	4 0	6			
33 Apostolos Roumoglou	01:28	0-0	0-0	2-2	1 0 1	0 1 2	0	0 0	0 0	5			
13 Richie Springs	01:23	0-0	0-0	0-0	0 2 2	0 0 0	0	0 0	0 0	2			
20 Andrew Hurley	01:23	0-1	0-1	0-0	0 0 0	0 0 0	0	0 0	0 0	2			
30 Yarin Hasson	01:23	0-0	0-0	0-0	0 0 0	1 0 0	0	0 0	1 0	1			
40 Andre Johnson Jr.	00:53	0-0	0-0	0-0	0 0 0	0 0 0	0	0 0	0 0	1			
41 Emmett Hendry	00:23	0-0	0-0	0-0	0 0 0	0 0 0	0	0 0	0 0	0			
Team					2 2 4	0	0						
Totals	29:63	52-84	22-31	17-27	44	20	21	85	15	11	8	2	31

Technical Fouls: NONE

	STNHL	UCONN
Biggest lead	0 (1 st 20:00)	31 (2 nd 0:23)
Best Scoring Run	6 (2 nd 14:31)	8 (1 st 16:28)
Lead Changes	0	
Times Tied	1	
Time with Lead	00:00	39:26

Points from	STNHL	UCONN
Turnovers	14	20
Paint	22	46
Second Chance	5	19
Fast Breaks	8	27
Bench	20	42

Period by Period Scoring	1st	2nd	TOT
STNHL	19	35	54
UCONN	38	47	85

Game #2 - UConn 86, Boston University 57 November 11, 2022 - Gampel Pavilion, Storrs, Conn.



Official Basketball Box Score - Final
Boston U. at UConn
11/11/22 Harry A. Gampel Pavilion, Storrs, Conn.
2022-23 Men's Basketball

Game Time: 6:00 PM
Game Duration: 2:00
Attendance: 9,196

Officials: Tony Chizza, Brent Hampton, Mia Milore

Record: 1-1

NO. Name	Min	FG M-A	3P M-A	FT M-A	Rebounds OR DR TOT	Fouls PF FD	TP AS	TO ST	Blocks BS BA	+/-				
5 Walter Whyte	F 30:01	6-11	0-3	7-9	1 2 3	1 5	19	1 1	2 0	-9				
25 Nevlin Zink	F 16:54	0-1	0-0	0-0	1 3 4	3 2	0	0 3	0 0	-9				
35 Fletcher Tynan	F 25:49	3-6	0-0	2-2	0 2 2	3 1 8	1	2 1	0 0	-11				
0 Ethan Britain-Watts	G 28:47	2-8	0-3	2-2	0 1 1	1 1 6	2	2 3	0 0	-17				
15 Jonas Harper	G 23:33	2-6	0-0	2-2	0 0 2	0 1 4	1	1 0	0 0	-8				
3 Malcolm Chimezie	16:10	0-4	0-0	1-2	1 4 5	2 1 1	1	0 1	0 0	-13				
22 Anthony Morales	14:40	1-3	0-1	2-3	0 2 2	2 4 4	0	1 0	1 0	-20				
24 Miles Brewster	11:13	0-4	0-2	2-2	0 1 1	3 1 2	0	1 1	0 0	-14				
13 Darnan Tate	14:47	4-8	2-2	1-2	0 3 3	1 1 11	0	0 0	0 0	-20				
2 Caslan Jones	06:02	0-1	0-1	0-0	0 1 1	0 0 0	0	0 0	0 0	-7				
41 Otto Landrum	06:56	0-1	0-0	1-1	2 4 0	0 0 0	0	1 0	0 0	-7				
14 Nic Nobili	02:34	0-0	0-0	0-0	1 1 2	0 0 0	0	1 0	0 0	-5				
30 Ben Roy	02:34	0-0	0-0	2-2	0 0 0	1 1 2	0	0 0	0 0	-5				
Team					1 0 1	0	0							
Totals	18:53	2-12	19-24	8-21	29	22	18	57	6	13	8	1	3	-29

Technical Fouls: Coach 2nd 2:09

UConn - 86

Record: 2-0

NO. Name	Min	FG M-A	3P M-A	FT M-A	Rebounds OR DR TOT	Fouls PF FD	TP AS	TO ST	Blocks BS BA	+/-				
11 Alex Karaban	F 23:50	3-5	1-3	3-5	2 2 4	3 5	10	4 0	1 0	17				
21 Adama Sanogo	F 27:36	12-15	2-3	1-2	4 11 15	2 3 27	2	3 1	1 0	12				
2 Tristan Newton	G 31:40	4-10	2-4	1-2	0 6 6	3 1 11	1	4 0	0 0	25				
4 Nahiem Alleyne	G 31:50	4-9	3-6	0-0	0 0 0	2 1 11	0	1 0	0 0	19				
5 Hassan Diarra	G 33:25	1-3	1-2	3-6	0 3 3	2 3 6	2	0 0	0 0	19				
3 Joey Calcaterra	22:18	1-3	1-2	1-2	0 4 4	1 2 4	1	3 2	0 0	24				
2 Donovan Clingan	11:57	3-5	0-0	4-6	4 2 6	2 4 10	1	1 1	0 2	14				
13 Richie Springs	10:25	2-3	0-0	1-3	1 0 1	2 2 5	2	0 0	0 1	11				
33 Apostolos Roumoglou	02:21	1-2	0-0	0-0	0 1 1	0 0 0	0	0 0	0 0	4				
20 Andrew Hurley	01:38	0-0	0-0	0-0	0 0 0	0 0 0	0	0 0	0 0	0				
30 Yarin Hasson	01:00	0-0	0-0	0-0	0 0 0	0 0 0	0	0 0	0 0	0				
40 Andre Johnson Jr.	01:00	0-0	0-0	0-0	0 0 0	0 0 0	0	0 0	0 0	0				
41 Emmett Hendry	01:00	0-0	0-0	0-0	0 0 0	0 0 0	0	0 0	0 0	0				
Team					0 1 1	0	0							
Totals	31:55	10-21	14-26	11-30	41	18	21	86	17	14	4	3	1	29

Technical Fouls: NONE

	BOSTU	UCONN
Biggest lead	0 (1 st 20:00)	31 (2 nd 0:44)
Best Scoring Run	6 (2 nd 15:36)	12 (2 nd 9:39)
Lead Changes	0	
Times Tied	0	
Time with Lead	00:00	39:26

Points from	BOSTU	UCONN
Turnovers	16	18
Paint	24	38
Second Chance	6	18
Fast Breaks	10	6
Bench	20	21

Period by Period Scoring	1st	2nd	TOT
BOSTU	23	34	57
UCONN	40	46	86

Game #3 - UConn 84, Buffalo 64 November 15, 2022 - XL Center, Hartford, Conn.



Official Basketball Box Score - Final
Buffalo at UConn
11/15/22 XL Center, Hartford, Conn.
2022-23 Men's Basketball

Game Time: 7:00 PM
Game Duration: 2:01
Attendance: 10,112

Officials: John Gaffney, Eon Burroughs, Jamie Luckie

Record: 1-2

NO. Name	Min	FG M-A	3P M-A	FT M-A	Rebounds OR DR TOT	Fouls PF FD	TP AS	TO ST	Blocks BS BA	+/-				
23 Isaiah Adams	F 35:43	3-10	1-5	0-0	1 3 4	3 0 7	0	2 0	0 0	-23				
24 Jonnuvis Smith	F 20:21	2-5	0-0	2-2	1 4 3	5 3 6	0	1 1	0 0	-20				
3 Curtis Jones	G 20:58	2-6	1-2	1-2	0 3 3	4 2 6	3	1 1	0 0	-3				
4 Armoni Foster	G 24:01	3-5	1-1	4-6	0 2 2	0 4 11	1	6 1	0 1	-18				
13 Yazid Powell	G 23:25	1-10	0-2	0-0	1 5 6	1 0 2	2	3 2	0 1	-26				
1 LaQuill Harnett	31:58	3-5	1-2	1-2	1 2 3	4 2 8	0	1 1	0 1	-3				
31 Isaac Jack	16:16	4-4	0-0	1-1	0 3 3	5 2 9	1	0 1	2 0 3					
2 Kidrell Blocker	18:00	5-7	1-3	0-0	0 0 0	0 0 4	11	2 1	0 0	-2				
10 Devin Ceasar	07:16	2-6	0-2	0-0	1 1 0	0 0 1	0	2 0	0 0	-4				
0 Kanye Jones	01:27	0-0	0-0	0-0	0 0 0	0 0 0	0	1 1	0 0	-2				
5 Zaakir Williamson	00:35	0-0	0-0	0-0	0 0 0	0 0 0	0	0 0	0 0	-2				
Team					1 2 3	0	0							
Totals	25:58	15-17	9-13	5-24	29	23	13	64	9	18	8	2	6	-20

Technical Fouls: NONE

UConn - 84

Record: 3-0

NO. Name	Min	FG M-A	3P M-A	FT M-A	Rebounds OR DR TOT	Fouls PF FD	TP AS	TO ST	Blocks BS BA	+/-
11 Alex Karaban	F 32:56	4-8	1-4	1-2	2 2 4	1 1 10	1	3 0	3 0</	

2022-23 UCONN GAME-BY-GAME BOX SCORES

Game #5 - UConn 95, Delaware State 60 November 20, 2022 - XL Center, Hartford, Conn.



Official Basketball Box Score - Final
Delaware St. at UConn
11/20/22 XL Center, Hartford, Conn.
2022-23 Men's Basketball

Game Time: 5:00 PM
Game Duration: 2:03
Attendance: 4,442

Officials: Pat Driscoll, Matt Pflter, J.D. Fals

Delaware St. - 60

Record: 1-4

NO. Name	Min	FG		3P		FT		Rebounds		Fouls		TP	AS	TO	ST	Blocks		+/-
		M-A	M-A	M-A	M-A	OR	DR	OR	DR	PF	FD					BS	BA	
4 Kyle Johnson	F 36:44	5-13	0-0	5-8	2	7	9	1	4	15	0	1	1	0	2	30		
24 Raymond Somerville	C 18:04	2-3	0-0	1-1	1	1	2	5	2	5	0	5	0	1	0	18		
3 Martez Robinson	G 27:00	1-6	0-0	3-4	0	1	1	1	3	5	1	4	2	0	0	27		
5 Jevon Muniz	G 34:43	6-13	2-6	7-8	1	1	2	1	6	21	2	1	0	0	1	27		
15 Aaron Lemon-Warren	G 26:26	3-5	0-1	0-0	1	3	4	1	1	6	1	0	1	0	1	27		
10 Ronald Lucas	20:33	0-1	0-0	0-2	0	3	3	4	1	0	0	3	0	0	0	22		
25 O'Koye Parker	16:03	1-7	0-2	1-2	1	1	2	2	3	0	2	1	0	1	0	17		
2 Corey Perkins	14:17	2-4	0-0	1-1	0	1	1	2	1	5	1	2	0	0	1	5		
22 Cory Barnes	05:16	0-0	0-0	0-0	0	1	1	2	0	0	0	1	0	0	0	4		
13 Ricky Deadwyler III	00:54	0-0	0-0	0-0	0	0	0	0	0	0	0	0	0	0	0	2		
Team					1	1	2	0	0	0	0	0	0	0	0			
Totals		20-52	2-9	18-26	7	20	27	19	20	60	5	18	6	1	6	35		

Shooting By Period

1st FG%	8-27	29.6%
3PT%	2-7	28.6%
FT%	6-8	75%
2nd FG%	12-25	48.0%
3PT%	0-2	0.0%
FT%	12-18	66.7%
GMFG%	20-52	38.5%
3PT%	2-9	22.2%
FT%	18-26	69.2%

Dead Ball Rebounds: 3, 1

Technical Fouls: NONE

UConn - 95

Record: 5-0

NO. Name	Min	FG		3P		FT		Rebounds		Fouls		TP	AS	TO	ST	Blocks		+/-
		M-A	M-A	M-A	M-A	OR	DR	OR	DR	PF	FD					BS	BA	
11 Alex Karaban	F 22:15	3-5	1-2	3-3	0	1	1	4	2	10	2	1	0	0	0	0	16	
21 Adama Sanogo	F 23:01	10-13	1-1	5-6	2	6	8	4	3	26	0	0	2	1	0	26		
2 Tristen Newton	G 19:21	2-4	2-4	0-1	1	1	2	0	3	6	1	2	1	0	0	0	17	
4 Nahiem Alleyne	G 28:35	3-5	1-2	2-2	1	1	2	3	1	9	4	0	0	0	0	33		
24 Jordan Hawkins	G 27:55	4-13	3-10	0-0	0	9	9	1	2	11	3	1	0	2	1	31		
44 Andre Jackson Jr.	12:49	1-2	1-2	0-0	1	1	1	5	0	3	4	2	1	0	0	9		
3 Joey Calcaterra	20:03	4-6	3-5	0-0	1	4	5	1	1	11	6	3	1	0	0	22		
5 Hassan Diarra	21:25	1-2	0-1	1-2	0	1	1	0	1	3	5	3	2	0	0	27		
32 Donovan Clingan	16:05	7-9	0-0	2-5	2	3	5	1	6	16	0	0	2	3	0	11		
13 Richie Springs	02:21	0-0	0-0	0-0	0	0	0	0	0	0	0	0	0	0	0	-3		
33 Apostolos Roumoglou	02:16	0-0	0-0	0-0	0	0	0	0	0	1	0	0	0	0	0	-4		
20 Andrew Hurley	01:12	0-1	0-0	0-0	0	0	0	0	0	0	0	0	0	0	0	-4		
30 Yarin Hasson	00:54	0-1	0-1	0-0	0	0	0	0	0	0	0	0	0	0	0	-2		
40 Andre Johnson Jr.	00:54	0-0	0-0	0-0	0	0	0	0	0	0	0	0	0	0	0	-2		
41 Emmett Hendry	00:54	0-0	0-0	0-0	0	0	0	0	0	0	0	0	0	0	0	-2		
Team					3	2	5	0	1	0	1	0	0	0	0			
Totals		35-61	12-28	13-19	10	29	39	21	19	95	25	13	9	6	1	35		

Shooting By Period

1st FG%	20-34	58.8%
3PT%	8-18	44.4%
FT%	9-13	69.2%
2nd FG%	15-27	55.6%
3PT%	4-10	40.0%
FT%	4-6	66.7%
GMFG%	35-61	57.4%
3PT%	12-28	42.9%
FT%	13-19	68.4%

Dead Ball Rebounds: 1, 1

Technical Fouls: Coach 2nd 3:04

	DELST	UConn
Biggest lead	0 (1 st 20:00)	43 (2 nd 4:37)
Best Scoring Run	7 (2 nd 0:30)	13 (1 st 15:10)
Lead Changes	0	
Times Tied	2	
Time with Lead	00:00	38:55

Points from	DELST	UConn
Turnovers	16	24
Paint	30	44
Second Chance	6	14
Fast Breaks	6	18
Bench	8	33

Period by Period Scoring	1st	2nd	TOT
DELST	24	36	60
UConn	57	38	95

Game #6 - UConn 83, Oregon 59 November 24, 2022 - Moda Center, Portland, Ore.



Official Basketball Box Score - Final
UConn at Oregon
11/24/22 Moda Center, Portland
2022-23 Men's Basketball

Game Time: 5:00 PM
Game Duration: 1:57

Officials: Paul Szec, D.G. Nelson, Steven Anderson

UConn - 83

Record: 6-0

NO. Name	Min	FG		3P		FT		Rebounds		Fouls		TP	AS	TO	ST	Blocks		+/-
		M-A	M-A	M-A	M-A	OR	DR	OR	DR	PF	FD					BS	BA	
11 Alex Karaban	F 24:58	2-5	2-4	0-0	0	3	3	3	1	6	0	2	0	1	1	3		
21 Adama Sanogo	F 23:01	5-7	2-2	0-0	2	4	6	4	2	12	1	2	1	1	0	9		
2 Tristen Newton	G 28:55	7-10	5-6	4-5	0	4	4	1	6	23	6	0	2	0	1	21		
4 Nahiem Alleyne	G 13:43	2-5	0-2	0-0	2	0	2	4	0	4	2	0	0	0	0	4		
24 Jordan Hawkins	G 27:19	6-16	5-14	1-1	1	1	2	2	2	18	1	1	1	1	0	23		
44 Andre Jackson Jr.	23:33	0-3	0-2	0-2	0	4	4	4	1	0	5	2	0	0	0	11		
3 Joey Calcaterra	20:29	4-5	3-4	0-0	2	1	2	1	1	11	4	0	1	0	0	23		
5 Hassan Diarra	10:44	0-2	0-2	0-0	0	2	2	4	0	0	1	0	0	0	0	5		
32 Donovan Clingan	19:09	4-10	0-1	1-3	4	4	8	3	3	9	2	0	2	4	2	21		
13 Richie Springs	02:44	0-0	0-0	0-0	0	0	0	0	0	0	0	0	0	0	0	0		
33 Apostolos Roumoglou	01:56	0-0	0-0	0-0	0	1	1	0	0	0	0	0	0	0	0	-1		
20 Andrew Hurley	00:52	0-0	0-0	0-0	0	0	0	0	0	0	0	0	0	0	0	0		
30 Yarin Hasson	00:52	0-0	0-0	0-0	0	0	0	0	0	0	0	0	0	0	0	0		
40 Andre Johnson Jr.	00:52	0-0	0-0	0-0	0	0	0	0	0	0	0	0	0	0	0	0		
41 Emmett Hendry	00:52	0-0	0-0	0-0	0	0	0	0	0	0	0	0	0	0	0	0		
Team					1	0	1	0	0	0	1	0	0	0	0	0		
Totals		30-63	17-37	6-11	12	24	36	25	16	83	22	12	9	7	4	24		

Shooting By Period

1st FG%	14-32	43.8%
3PT%	9-20	45.0%
FT%	2-5	40%
2nd FG%	16-31	51.6%
3PT%	8-17	47.1%
FT%	4-6	66.7%
GMFG%	30-63	47.6%
3PT%	17-37	45.9%
FT%	6-11	54.5%

Dead Ball Rebounds: 2, 0

Technical Fouls: NONE

Oregon - 59

Record: 2-3

NO. Name	Min	FG		3P		FT		Rebounds		Fouls		TP	AS	TO	ST	Blocks		+/-
		M-A	M-A	M-A	M-A	OR	DR	OR	DR	PF	FD					BS	BA	
13 Quincy Guerrier	F 15:22	1-2	0-1	3-6	0	2	2	5	5	5	0	1	1	0	0	-5		
1 N'Faly Dante	C 29:52	6-10	0-0	3-5	0	1	1	2	5	15	3	4	0	0	0	-16		
32 Nate Bittle	C 23:14	0-4	0-3	0-0	0	6	6	1	1	0	1	2	1	1	1	-19		
0 Will Richardson	G 30:11	3-9	1-3	2-4	1	2	3	1	2	9	2	2	0	0	0	-27		
11 Rivaldo Soares	G 33:57	2-10	2-5	2-2	0	0	0	3	1	8	1	2	1	1	3	-22		
2 Tyrone Williams	12:39	1-3	0-0	0-0	2	2	2	2	2	2	1	1	0	0	0	-11		
10 Ke'el Ware	25:50	6-8	2-3	4-6	2	7	9	2	7	18	2	2	0	1	0	-17		
23 Gabe Reichle	14:25	0-0	0-0	0-0	0	0	0	0	0	0	2	0	0	0	0	-8		
24 Brady Parris	09:49	1-1	0-0	0-0	0	1	1	0	0	2	1	0	2	0	3			

2022-23 UCONN GAME-BY-GAME BOX SCORES

Game #9 - UConn 74, Oklahoma State 64 December 1, 2022 - Gampel Pavilion, Storrs, Conn.



Official Basketball Box Score - Final
Oklahoma St. at UConn
12/01/22 Harry A. Gampel Pavilion, Storrs, Conn.
2022-23 Men's Basketball

Game Time: 6:30 PM
Game Duration: 2:15
Attendance: 10,167

Officials: Ray Nell, Ron Groover, Bart Smith

Oklahoma St. - 64

Record: 5-3

NO. Name	Min	FG M-A	3P M-A	FT M-A	Rebounds OR DR TOT	Fouls PF FD	TP	AS	TO	ST	Blocks BS BA	+	-
22 Kalib Boone	F 34:18	5-12	0-0	5-7	5 3 8	2 4	15	0	2	1	1 0	7	
33 Moussa Cisse	C 15:50	0-2	0-0	0-0	2 8 10	5 0	0	0	2	0	1 0	2	
0 Avery Anderson, III	G 31:05	5-13	0-1	4-4	2 3 5	4 4	14	0	3	2	0 0	-11	
1 Bryce Thompson	G 21:42	3-10	0-2	2-2	1 0 1	4 1	8	0	2	0	0 0	-13	
51 John-Michael Wright	G 29:27	2-6	1-3	2-2	0 3 3	1 3	7	0	3	1	0 0	-9	
23 Tyreek Smith	18:12	3-4	0-0	1-2	1 2 3	2 2	7	0	1	0	1 0	-24	
5 Caleb Asberry	26:58	3-4	3-4	2-2	0 2 2	3 1	11	3	3	0	0 0	-4	
13 Quion Williams	09:11	0-2	0-1	0-0	0 2 2	3 0	0	0	0	0	0 0	-1	
2 Chris Harris Jr.	13:17	1-3	0-0	0-0	0 0 0	1 1	2	2	0	0	0 1	3	
Team					2 3 5	0	0	1					
Totals		22-56	4-11	16-19	13 26 39	25 16	64	5	17	4	3 3	-10	

Technical Fouls: NONE

Shooting By Period	
1st FG%	12-28 42.9%
3PT%	3-5 60.0%
FT%	4-4 100%
2nd FG%	10-28 35.7%
3PT%	1-6 16.7%
FT%	12-15 80%
GMFG%	22-56 39.3%
3PT%	4-11 36.4%
FT%	16-19 84.2%

Dead Ball Rebounds: 2, 0

UConn - 74

Record: 9-0

NO. Name	Min	FG M-A	3P M-A	FT M-A	Rebounds OR DR TOT	Fouls PF FD	TP	AS	TO	ST	Blocks BS BA	+	-
11 Alex Karaban	F 36:49	1-4	0-3	2-2	0 6 6	4 1	4	1	1	1	1 0	18	
21 Adama Sanogo	F 32:31	7-14	0-2	6-8	3 3 6	1 8	20	0	2	2	1 0	14	
2 Tristan Newton	G 28:21	1-5	0-2	0-0	1 1 2	2 2	2	1	2	0	0 0	7	
24 Jordan Hawkins	G 35:36	6-13	5-9	9-12	1 1 2	2 6	26	1	0	0	1 1	-2	
4 Andre Jackson Jr.	G 30:32	4-7	1-3	2-2	2 5 7	3 2	11	6	0	3	0 0	11	
4 Nahiem Alleyne	09:53	0-2	0-1	0-0	1 1 2	1 0	0	1	0	0	0 0	0	
3 Joey Calcaterra	10:40	2-6	2-2	3-4	0 0 0	1 2	9	1	0	0	0 1	4	
32 Donovan Clingan	07:13	0-2	0-0	2-4	2 0 2	2 3	2	0	0	0	0 0	-1	
5 Hassan Diarra	08:25	0-3	0-1	0-1	0 1 1	0 1	0	0	1	0	0 0	5	
Team					3 4 7	0	0	1					
Totals		21-56	8-23	24-33	13 22 35	16 25	74	11	7	8	3 3	10	

Technical Fouls: NONE

Shooting By Period	
1st FG%	14-30 46.7%
3PT%	5-12 41.7%
FT%	15-19 78.9%
2nd FG%	7-26 26.9%
3PT%	1-11 27.3%
FT%	9-14 64.3%
GMFG%	21-56 37.5%
3PT%	8-23 34.8%
FT%	24-33 72.7%

Dead Ball Rebounds: 5, 0

	OSU	UCONN
Biggest lead	3 (1st 9:17)	20 (2nd 19:06)
Best Scoring Run	8 (2nd 12:59)	15 (1st 3:24)
Lead Changes	5	
Times Tied	6	
Time with Lead	04:27	32:34

Points from	OSU	UCONN
Turnovers	8	27
Paint	32	26
Second Chance	17	17
Fast Breaks	2	9
Bench	20	11

Period by Period Scoring	OSU	1st	2nd	TOT
OSU	31	33	64	
UCONN	48	26	74	

Game #10 - UConn 75, Florida 54 December 7, 2022 - Exactech Arena, Gainesville, Fla.



Official Basketball Box Score - Final
UConn at Florida
12/07/22 Exactech Arena at Stephen C. O'Connell Center, Gainesville
2022-23 Men's Basketball

Game Time: 9:00 PM
Game Duration: 1:59
Attendance: 9,046

Officials: Joe Lindsay, Doug Shows, Michael Roberts

UConn - 75

Record: 10-0

NO. Name	Min	FG M-A	3P M-A	FT M-A	Rebounds OR DR TOT	Fouls PF FD	TP	AS	TO	ST	Blocks BS BA	+	-
11 Alex Karaban	F 11:46	1-3	1-2	0-0	0 1 1	4 0	3	1	1	0	0 1	2	
21 Adama Sanogo	F 19:30	8-13	0-1	1-2	3 4 7	4 2	17	1	3	1	0 1	9	
2 Tristan Newton	G 31:12	2-6	1-2	0-0	1 4 5	1 4	5	1	4	0	0 0	17	
24 Jordan Hawkins	G 34:05	5-12	2-6	3-3	0 4 4	2 2	15	3	2	2	2 0	23	
4 Andre Jackson Jr.	G 34:47	2-5	2-5	2-2	0 8 8	2 2	8	4	0	0	0 0	25	
4 Nahiem Alleyne	15:27	0-2	0-0	0-0	0 1 1	0 0	0	0	0	0	2 0	1	
32 Donovan Clingan	19:26	8-9	0-0	0-0	3 5 8	3 1	16	0	1	1	3 0	14	
3 Joey Calcaterra	17:56	4-7	1-2	2-2	1 2 3	1 2	11	2	0	1	0 1	4	
5 Hassan Diarra	13:17	0-1	0-1	0-0	0 2 2	1 1	0	2	3	0	1 0	5	
13 Richie Springs	01:04	0-0	0-0	0-0	0 0 0	0 0	0	0	0	0	0 0	-2	
20 Andrew Hurley	00:45	0-0	0-0	0-0	0 0 0	0 0	0	0	0	0	0 0	0	
33 Apostolos Roumoglou	00:45	0-0	0-0	0-0	0 0 0	1 0	0	0	0	0	0 0	0	
Team					0 3 3	0	0	0	0	0			
Totals		30-58	7-19	8-9	8 34 42	19 14	75	16	15	9	7 6	21	

Technical Fouls: NONE

Florida - 54

Record: 6-4

NO. Name	Min	FG M-A	3P M-A	FT M-A	Rebounds OR DR TOT	Fouls PF FD	TP	AS	TO	ST	Blocks BS BA	+	-
3 Alex Fudge	F 29:49	5-8	1-1	2-2	1 4 5	3 3	13	0	0	1	1 1	-20	
12 Colin Castleton	F 31:45	4-14	0-1	4-6	1 7 8	3 4	12	2	2	2	2 2	-20	
2 Trey Bonham	G 21:32	0-7	0-3	4-4	1 1 2	1 2	4	1	0	2	0 0	-15	
14 Kwacole Reeves	G 26:38	2-5	1-3	2-4	0 0 0	2 1	0	2	7	0	3 1	-12	
24 Riley Kugel	G 20:32	3-7	2-2	5-9	1 1 2	2 6	13	0	3	1	1 1	-2	
5 Will Richard	25:19	0-2	0-1	0-0	0 2 2	2 0	0	1	1	1	0 1	-18	
0 Myreon Lofton	07:32	0-3	0-2	0-0	0 1 1	0 0	0	0	1	0	0 0	-11	
11 Kyle Lyles	20:59	0-5	0-2	0-0	0 1 1	1 0	0	1	1	0	0 1	-7	
1 CJ Felder	06:35	0-0	0-0	0-0	0 1 1	1 0	0	0	0	0	0 0	-1	
33 Jason Jiloboh	08:15	1-1	0-0	1-2	1 2 3	1 1	3	1	1	0	0 0	-1	
10 Denzel Aberden	01:04	1-1	0-0	0-1	0 0 0	0 1	2	0	0	0	0 0	2	
Team					2 1 3	0	0	0	0	0			
Totals		16-53	4-15	18-28	8 20 28	14 19	54	6	12	8	6 7	21	

Technical Fouls: NONE

	CON	UF
Biggest lead	23 (2nd 2:07)	2 (1st 18:38)
Best Scoring Run	9 (1st 11:54)	4 (1st 7:35)
Lead Changes	3	
Times Tied	1	
Time with Lead	37:21	00:46

Points from	CON	UF
Turnovers	9	17
Paint	40	22
Second Chance	7	10
Fast Breaks	10	8
Bench	27	5

Period by Period Scoring	CON	1st	2nd	TOT
CON	36	39	75	
UF	23	31	54	

Game #11 - UConn 114, LIU 61 December 10, 2022 - Gampel Pavilion, Storrs, Conn.



Official Basketball Box Score - Final
LIU at UConn
12/10/22 Harry A. Gampel Pavilion, Storrs, Conn.
2022-23 Men's Basketball

Game Time: 12:30 PM
Game Duration: 1:53
Attendance: 10,167

Officials: James Breeding, Clarence Armstrong, Wally Ruticki

LIU - 61

Record: 1-8

NO. Name	Min	FG M-A	3P M-A	FT M-A	Rebounds OR DR TOT	Fouls PF FD	TP	AS	TO	ST	Blocks BS BA	+	-
21 Cheikh Ndiaye	F 25:44	1-3	0-0	1-2	0 2 2	2 1	3	0	1	0	0 2	-38	
1 Tre Booker	G 39:04	3-8	0-4	0-0	1 2 3	1 0	6	0	1	0	0 0	-54	
4 Jacob Johnson	G 40:00	6-12	0-1	7-10	0 4 4	2 6	19	2	5	1	0 0	-53	
10 RJ Greene	G 40:00	6-15	0-1	5-8	1 0 1	2 7	17	3	8	1	0 0	-53	
44 Quion Burns	G 29:34	4-9	1-1	2-4	1 6 7	2 3	11	0	2	1	1 2	-41	
15 CJ Delancy	11:24	1-2	0-0	1-0	1 0 1	3 0	2	0	2	0	1 1	-17	
22 Eli Bailey	11:22	1-3	1-2	0-0	0 0 0	0 0	3	0	1	0	0 0	-11	
13 James Kamich	02:52	0-0	0-0	0-0	0 0 0	0 0	0	1	1	0	0 0	2	
Team					2 4 6	0	0	0					
Totals		22-52	2-9	15-24	6 18 24	12 17	61	5	21	4	2 6	-53	

Technical Fouls: Delancy 1 3:55

Shooting By Period	
1st FG%	10-27 37.0%
3PT%	0-2 0.0%
FT%	7-13 53.8%
2nd FG%	12-25 48.0%
3PT%	2-7 28.6%
FT%	8-11 72.7%
GMFG%	22-52 42.3%
3PT%	2-9 22.2%
FT%	15-24 62.5%

Dead Ball Rebounds: 3, 0

UConn - 114

Record:

2022-23 UCONN GAME-BY-GAME BOX SCORES

Game #13 - UConn 84, Georgetown 73
December 20, 2022 - Gampel Pavilion, Storrs, Conn.



Official Basketball Box Score - Final
Georgetown at UConn
12/20/22 Harry A. Gampel Pavilion, Storrs, Conn.
2022-23 Men's Basketball

Game Time: 6:30 PM
Game Duration: 2:07
Attendance: 10,167

Officials: Mike Roberts, Brian O'Connell, Nathan Farrell

Georgetown - 73

Record: 5-8 (0-2)

NO. Name	Min	FG		3P		FT		Rebounds		Fouls		TP	AS	TO	ST	Blocks		+/-
		M-A	M-A	M-A	M-A	OR	DR	PF	FD	BS	BA							
11 Akok Akok	F 34:39	4-7	1-3	1-2	0	5	5	3	2	10	0	1	0	0	0	2	0	-5
34 Qudus Wahab	C 29:55	4-10	0-0	8-11	4	5	9	2	8	16	0	0	0	0	0	1	0	-6
0 Brandon Murray	G 32:21	5-12	0-2	0-1	3	1	4	4	1	10	3	8	1	0	1	0	1	1
1 Primo Spears	G 37:56	8-17	0-2	3-4	1	4	5	2	1	19	3	4	0	0	0	0	0	-15
5 Jay Heath	G 38:38	4-9	2-4	0-0	0	6	6	1	0	10	0	0	0	0	0	1	0	-12
15 Bryson Mazon	11:17	1-2	0-0	2-3	1	2	3	1	2	4	0	0	0	0	0	0	0	-9
22 Bradley Ezeviro	07:53	1-2	0-0	2-2	0	2	2	1	1	4	0	0	0	0	1	0	0	-2
31 Wayne Bristol, Jr.	04:20	0-0	0-0	0-0	0	1	1	0	0	0	0	0	0	0	0	0	0	-1
12 Jordan Riley	01:38	0-0	0-0	0-0	0	0	0	0	0	0	0	0	0	0	0	0	0	-5
32 Malcolm Wilson	01:25	0-0	0-0	0-0	0	0	0	0	0	0	0	0	0	0	0	0	0	-1
Team					3	2	5	0	0	0	0	0	0	0	0	0	0	0
Totals		27-59	3-11	16-23	12	28	40	16	15	73	6	14	2	2	3	0	0	-11

Technical Fouls: NONE

Shooting By Period

1st FG%	16-29	53.3%
3PT%	2-5	40.0%
FT%	6-6	100%
2nd FG%	11-29	37.9%
3PT%	1-6	16.7%
FT%	10-17	58.8%
GM FG%	27-59	45.8%
3PT%	3-11	27.3%
FT%	16-23	69.6%

Dead Ball Rebounds: 3,0

UConn - 84

Record: 13-0 (2-0)

NO. Name	Min	FG		3P		FT		Rebounds		Fouls		TP	AS	TO	ST	Blocks		+/-
		M-A	M-A	M-A	M-A	OR	DR	PF	FD	BS	BA							
11 Alex Karaban	F 22:14	3-6	2-5	0-0	0	0	0	2	1	8	1	0	1	0	0	0	1	1
21 Adama Sanogo	F 30:30	6-10	1-1	1-2	3	4	7	3	2	14	1	2	2	0	0	0	0	3
2 Tristan Newton	G 27:24	4-6	2-4	7-8	0	2	2	1	7	17	7	2	1	0	0	0	0	-2
24 Jordan Hawkins	G 32:38	5-15	3-9	2-2	1	2	3	2	2	15	3	0	1	0	1	0	1	1
44 Andre Jackson Jr.	G 33:05	3-5	1-2	0-0	1	7	8	3	1	7	8	2	2	0	0	0	0	13
4 Nahiem Alleyne	14:46	0-2	0-2	2-2	0	1	1	1	1	2	0	0	0	0	0	0	0	6
32 Donovan Clingan	09:27	1-2	0-0	0-0	0	4	4	2	0	2	0	1	1	0	2	0	0	8
3 Joey Calcaterra	17:44	6-11	1-4	1-1	0	1	1	1	1	14	1	1	0	0	0	0	0	-12
5 Hassan Diarra	12:14	2-4	1-3	0-0	0	0	0	1	1	5	2	0	1	1	0	1	0	13
Team					0	2	2	0	0	0	0	0	0	0	0	0	0	0
Totals		30-61	11-30	13-15	5	23	28	17	16	84	24	7	9	3	2	1	1	11

Technical Fouls: Jackson Jr. 1st 5:12 Coach 2nd 16:02

Shooting By Period

1st FG%	9-16	56.2%
3PT%	6-8	75%
FT%	6-8	75%
2nd FG%	14-32	43.8%
3PT%	2-7	14.3%
FT%	7-7	100%
GM FG%	30-61	49.2%
3PT%	11-30	36.7%
FT%	13-15	86.7%

Dead Ball Rebounds: 0, 1

	GTOWN	UCONN
Biggest lead	7 (2 nd 12:50)	11 (2 nd 4:37)
Best Scoring Run	12 (2 nd 15:35)	12 (2 nd 8:16)
Lead Changes	9	
Times Tied	8	
Time with Lead	10:31	24:49

Points from	GTOWN	UCONN
Turnovers	5	16
Paint	32	34
Second Chance	8	4
Fast Breaks	15	21
Bench	8	23

Period by Period Scoring	1st	2nd	TOT
GTOWN	40	33	73
UCONN	47	37	84

Game #14 - UConn 74, Villanova 66
December 28, 2022 - XL Center, Hartford, Conn.



Official Basketball Box Score - Final
Villanova at UConn
12/28/22 XL Center, Hartford, Conn.
2022-23 Men's Basketball

Game Time: 6:30 PM
Game Duration: 2:11
Attendance: 15,564

Officials: Jeff Anderson, Pat Driscoll, Matt Pater

Villanova - 66

Record: 7-6 (1-1)

NO. Name	Min	FG		3P		FT		Rebounds		Fouls		TP	AS	TO	ST	Blocks		+/-
		M-A	M-A	M-A	M-A	OR	DR	PF	FD	BS	BA							
34 Brandon Slater	F 35:10	3-10	1-7	3-3	1	3	4	3	4	10	3	2	0	0	0	2	0	-12
43 Eric Dixon	F 35:26	6-14	1-5	5-6	2	6	8	0	4	18	1	4	0	0	0	0	0	-4
2 Mark Armstrong	G 09:51	0-2	0-1	0-0	0	0	0	3	1	0	0	2	0	0	0	0	0	-1
4 Chris Arcidiacono	G 33:18	0-1	0-0	2-2	0	4	4	2	2	0	1	2	0	0	0	0	0	-5
14 Caleb Daniels	G 34:04	9-15	2-6	3-3	0	2	2	4	3	23	2	3	1	0	1	0	1	-8
15 Jordan Longino	27:34	1-2	1-2	4-4	1	3	4	5	3	7	1	4	0	0	0	0	0	-6
22 Cam Whitmore	22:49	3-7	0-1	0-0	1	2	3	3	0	6	0	0	0	0	0	0	0	-8
1 Brendan Hausen	01:26	0-0	0-0	0-0	0	0	0	0	0	0	0	0	0	0	0	0	0	2
3 Trey Patterson	00:12	0-0	0-0	0-0	0	1	1	0	0	0	0	0	0	0	0	0	0	1
10 Angelo Brizzi	00:11	0-0	0-0	0-0	0	0	0	0	0	0	0	0	0	0	0	0	0	1
Team					2	4	6	0	0	0	0	0	0	0	0	0	0	0
Totals		22-51	5-22	17-18	7	25	32	23	17	66	7	18	3	0	4	0	0	-8

Technical Fouls: NONE

Shooting By Period

1st FG%	11-23	47.8%
3PT%	1-8	12.5%
FT%	9-9	100%
2nd FG%	11-28	39.3%
3PT%	4-14	28.6%
FT%	8-9	88.9%
GM FG%	22-51	43.1%
3PT%	5-22	22.7%
FT%	17-18	94.4%

Dead Ball Rebounds: 1, 1

UConn - 74

Record: 14-0 (3-0)

NO. Name	Min	FG		3P		FT		Rebounds		Fouls		TP	AS	TO	ST	Blocks		+/-
		M-A	M-A	M-A	M-A	OR	DR	PF	FD	BS	BA							
11 Alex Karaban	F 33:09	5-9	3-7	2-2	2	4	6	3	1	15	1	1	2	1	0	0	0	12
21 Adama Sanogo	F 24:50	3-6	0-1	1-2	0	1	1	4	2	7	1	3	1	0	0	0	0	4
2 Tristan Newton	G 20:47	0-2	0-1	6-6	0	1	1	3	4	6	4	1	0	0	0	0	0	-5
24 Jordan Hawkins	G 33:26	6-14	4-11	6-7	1	6	7	4	6	22	0	2	2	1	0	1	0	11
44 Andre Jackson Jr.	G 30:06	3-11	2-6	2-2	2	4	6	3	2	10	2	3	3	1	0	0	0	13
3 Joey Calcaterra	07:03	0-2	0-1	0-0	0	2	2	0	0	0	0	0	0	0	0	0	0	-7
4 Nahiem Alleyne	16:16	1-2	0-1	0-0	0	0	0	1	1	2	1	0	0	0	0	0	0	-5
5 Hassan Diarra	20:25	1-3	0-2	4-6	0	2	2	0	5	6	3	0	4	0	0	0	0	4
32 Donovan Clingan	13:59	2-4	0-0	2-2	0	1	1	0	2	6	0	0	0	0	0	0	0	3
Team					3	0	3	0	0	0	0	0	0	0	0	0	0	0
Totals		21-53	9-30	23-27	8	21	29	18	23	74	12	11	12	4	0	0	0	8

Technical Fouls: Jackson Jr. 1st 3:01

	VILL	UCONN
Biggest lead	3 (2 nd 18:20)	10 (2 nd 11:52)
Best Scoring Run	9 (2 nd 18:20)	8 (1 st 5:11)
Lead Changes	7	
Times Tied	4	
Time with Lead	05:11	30:27

Points from	VILL	UCONN
Turnovers	9	21
Paint	22	20
Second Chance	10	8
Fast Breaks	3	8
Bench	13	14

Period by Period Scoring	1st	2nd	TOT
VILL	32	34	66
UCONN	33	41	74

Game #15 - Xavier 83, UConn 73
December 31, 2022 - Cintas Center, Cincinnati, Ohio



Official Basketball Box Score - Final
UConn at Xavier
12/31/22 Cintas Center, Cincinnati
2022-23 Men's Basketball

Game Time: 12:00 PM
Game Duration: 1:58
Attendance: 10,565

Officials: Brian O'Connell, Mike Roberts, Tim Clougherty

UConn - 73

Record: 14-1 (3-1)

2022-23 UCONN GAME-BY-GAME BOX SCORES

Game #17 - UConn 69, Creighton 60 January 7, 2023 - Gampel Pavilion, Storrs, Conn.



Official Basketball Box Score - Final
Creighton at UConn
01/07/23 Harry A. Gampel Pavilion, Storrs, Conn.
2022-23 Men's Basketball

Game Time: 12:00 PM
Game Duration: 2:09
Attendance: 10,167

Officials: John Gaffney, James Breeding, Nathan Farrell

Creighton - 60

Record: 9-7 (3-2)

NO.	Name	Min	FG	3P	FT	Rebounds	Fouls	TP	AS	TO	ST	Blocks	+/-																																		
			M-A	M-A	M-A	OR DR TOT	PF FD					BS BA																																			
24	Arthur Kaluma	F 38:49	5-16	0-3	4-7	6	10	16	2	6	14	0	2	1	2	3	-9																														
11	Ryan Kalkbrenner	C 32:34	3-6	0-0	3-3	1	3	4	4	4	9	0	2	0	4	0	-3																														
2	Ryan Nembhard	G 31:34	4-12	0-3	4-5	1	2	3	4	3	12	0	3	0	0	1	-8																														
23	Trey Alexander	G 38:06	3-14	0-2	5-6	2	4	6	1	5	11	2	1	0	0	3	-4																														
55	Baylor Scheleman	G 36:18	4-10	1-7	2-2	1	8	9	2	1	11	3	1	0	0	0	-4																														
5	Francisco Sfarabello	08:44	0-0	0-0	0-0	0	1	1	0	0	0	0	2	0	0	0	-7																														
33	Frederick King	07:10	0-2	0-0	0	0	1	2	0	0	0	0	0	0	0	0	-6																														
13	Mason Miller	01:11	0-0	0-0	0-0	0	0	0	1	0	0	0	0	0	0	0	0																														
4	Shereef Mitchell	05:34	1-1	1-1	0-0	0	0	0	1	0	3	0	2	0	0	0	-4																														
Team						8			1			9			0			0																													
Totals			20-61			2-16			18-23			20			29			49			17			19			60			5			13			1			6			8			-9		

Technical Fouls: NONE

UConn - 69

Record: 15-2 (4-2)

NO.	Name	Min	FG	3P	FT	Rebounds	Fouls	TP	AS	TO	ST	Blocks	+/-																															
			M-A	M-A	M-A	OR DR TOT	PF FD					BS BA																																
11	Alex Karaban	F 32:34	1-3	0-1	0-0	3	0	3	2	0	2	0	2	0	0	1	1	3																										
21	Adama Sanogo	F 32:11	10-20	2-5	4-6	0	9	9	3	3	26	1	1	0	1	1	1	8																										
2	Tristen Newton	G 23:31	3-7	2-3	5-6	1	3	4	2	5	13	1	0	1	2	1	-3																											
24	Jordan Hawkins	G 34:43	4-13	3-7	6-6	0	1	1	3	2	17	1	0	2	2	2	5																											
44	Andre Jackson Jr.	G 33:10	2-5	1-3	2-2	3	6	9	3	1	7	2	2	0	0	0	7																											
5	Hassan Diarra	16:29	0-3	0-2	0-0	0	1	1	1	2	0	0	1	1	1	0	12																											
32	Donovan Clingan	07:49	1-3	0-0	2-3	2	1	3	3	3	4	0	0	0	0	2	0																											
4	Nahiem Alleyne	10:34	0-3	0-1	0-0	0	0	0	2	1	0	0	0	0	0	1	3																											
3	Joey Calcaterra	08:59	0-3	0-2	0-0	0	1	1	0	0	0	0	0	2	0	0	9																											
Team						0			3			3			0			1			0			1			6			8			6											
Totals			21-60			8-24			19-23			9			25			34			19			17			69			8			5			6			8			9		

Technical Fouls: NONE

	CRE	UConn
Biggest lead	4 (1 st 13:18)	12 (2 nd 7:21)
Best Scoring Run	7 (2 nd 17:49)	7 (2 nd 11:14)
Lead Changes	10	
Times Tied	2	
Time with Lead	06:02	33:26

Points from	CRE	UConn
Turnovers	0	7
Paint	28	20
Second Chance	14	9
Fast Breaks	7	12
Bench	3	4

Period by Period Scoring	1st	2nd	TOT
CRE	29	31	60
UConn	37	32	69

Game #18 - Marquette 82, UConn 76 January 11, 2023 - Fiserv Forum, Milwaukee, Wis.



Official Basketball Box Score - Final
UConn at Marquette
01/11/23 Fiserv Forum, Milwaukee, Wis.
2022-23 Men's Basketball

Game Time: 6:00 PM
Game Duration: 2:04
Attendance: 15,116

Officials: Brian O'Connell, Pat Driscoll, Lamar Simpson

UConn - 76

Record: 15-3 (4-3)

NO.	Name	Min	FG	3P	FT	Rebounds	Fouls	TP	AS	TO	ST	Blocks	+/-																															
			M-A	M-A	M-A	OR DR TOT	PF FD					BS BA																																
11	Alex Karaban	F 33:53	6-11	2-5	3-3	3	4	7	3	3	17	1	0	0	1	1	-13																											
21	Adama Sanogo	F 18:49	5-7	0-0	0-1	3	0	3	1	1	10	0	5	0	2	1	-19																											
2	Tristen Newton	G 27:40	3-8	1-5	0-0	0	3	3	2	2	7	2	1	0	0	0	-12																											
24	Jordan Hawkins	G 30:16	1-8	1-4	5-5	2	4	6	0	2	8	1	2	1	1	0	-14																											
44	Andre Jackson Jr.	G 37:08	4-7	1-3	0-0	2	2	4	3	0	9	6	3	1	1	0	-7																											
5	Hassan Diarra	06:32	1-1	0-0	0-0	0	0	0	1	0	2	1	1	0	0	0	1																											
4	Nahiem Alleyne	09:52	0-1	0-1	0-0	1	0	1	0	1	1	0	3	0	0	0	7																											
32	Donovan Clingan	21:05	8-11	0-0	4-6	3	7	10	2	5	20	0	1	2	5	0	14																											
3	Joey Calcaterra	14:45	1-6	1-4	0-0	0	0	0	0	1	3	2	0	1	1	1	13																											
Team						0			1			0			3			0			0			3			0			0														
Totals			29-60			6-22			12-15			14			21			35			14			15			76			16			5			11			3			-6		

Technical Fouls: NONE

Marquette - 82

Record: 14-4 (6-1)

NO.	Name	Min	FG	3P	FT	Rebounds	Fouls	TP	AS	TO	ST	Blocks	+/-																																		
			M-A	M-A	M-A	OR DR TOT	PF FD					BS BA																																			
12	Oliver-Maxence Prosper	F 33:50	5-8	1-2	6-7	2	4	6	2	4	17	1	1	0	1	1	-2																														
13	Oso Igodaro	F 35:52	7-16	0-0	5-5	1	2	3	2	4	19	3	1	2	1	4	11																														
1	Kam Jones	G 33:53	6-12	2-7	1-1	0	1	1	1	2	15	1	1	3	0	1	19																														
4	Stevie Mitchell	G 17:08	1-3	0-0	2-4	0	2	2	1	2	4	0	0	0	0	2	-1																														
11	Tyler Kolek	G 32:59	3-6	0-2	0-0	1	4	5	2	1	6	8	5	0	0	1	1																														
5	Chase Ross	10:18	1-3	0-0	0-0	1	0	1	3	1	2	1	0	0	0	1	-2																														
23	David Joplin	17:58	3-5	1-2	2-2	0	2	2	1	1	9	0	2	0	0	0	11																														
22	Sean Jones	13:54	3-4	1-1	0-0	0	1	1	0	0	7	2	0	3	0	1	-4																														
21	Ben Gold	04:08	1-2	1-2	0-0	0	0	0	2	0	3	0	1	0	0	0	5																														
Team						5			3			8			0			0			0			0			0			0																	
Totals			30-59			6-16			16-19			10			19			29			15			14			82			16			11			8			3			11			6		

Technical Fouls: NONE

	CON	MAR
Biggest lead	11 (1 st 6:19)	9 (2 nd 2:31)
Best Scoring Run	16 (1 st 6:19)	9 (1 st 2:48)
Lead Changes	2	
Times Tied	9	
Time with Lead	13:03	23:15

Points from	CON	MAR
Turnovers	14	20
Paint	44	34
Second Chance	20	13
Fast Breaks	15	24
Bench	25	21

Period by Period Scoring	1st	2nd	TOT
CON	37	39	76
MAR	33	49	82

Game #19 - St. John's 85, UConn 74 January 15, 2023 - XL Center, Hartford, Conn.



Official Basketball Box Score - Final
St. John's (NY) at UConn
01/15/23 XL Center, Hartford, Conn.
2022-23 Men's Basketball

Game Time: 12:00 PM
Game Duration: 2:24
Attendance: 15,564

Officials: Jeff Anderson, Ron Groover, Earl Walton

St. John's (NY) - 85

Record: 13-6 (3-5)

NO.	Name	Min	FG	3P	FT	Rebounds	Fouls	TP	AS	TO	ST	Blocks	+/-																			
			M-A	M-A	M-A	OR DR TOT	PF FD					BS BA																				
4	O'Mar Stanley	F 06:01	0-0	0-0	0-0	0	2	2	0	0	0	0	0	0	0	0	2															
11	Joel Soriano	F 34:56	7-10	0-0	5-8	4	9	13	2	5	19	1	0	0	0	0	8															
0	Posh Alexander	G 33:25	3-6	0-1	8-9	1	2	3	8	14	3	3	2	0	0	0	11															
2	AJ Storr	G 24:10	5-9	1-4	3-4	1	3	4	3	3	14	0	1	0	0	0	8															
5	Dylan Addae-Wusu	G 33:18	4-8	0-3	4-4	1	3	4	2	3	12	3	3	4	1	0	14															
3	Andre Curbelo	20:57	5-12	0-1	0-4	0	0	0	5	3	10	2	0	1	0	0	0															
23	David Jones	13:09	1-5	0-1	0-0	0	1	1	3	1	2	0	1	0	0	1	1															
24	Rafael Pinzon	27:11	4-7	1-3	3-6	0	3	3	1	4	12	1	1	0	0	0	10															
22	Esahia Nywe	05:04	1-1	0-0	0-2	1	0	1	1	2	0	0	0	0	0	0	3															
12	Kolby King	01:49	0-0	0-0	0-0	0	0	0	0	0	0	0	0	0	0	0	-2															
Team						0			0			0			0			0			0			0			0			0		
Totals			30-58			2-13			23-37			8			23			31														

2022-23 UCONN GAME-BY-GAME BOX SCORES

Game #21 - UConn 86, Butler 56 January 22, 2023 - XL Center, Hartford, Conn.



Official Basketball Box Score - Final
Butler at UConn
01/22/23 XL Center, Hartford, Conn.
2022-23 Men's Basketball

Game Time: 12:00 PM
Game Duration: 1:52
Attendance: 15,564

Officials: Pat Driscoll, Paul Seale, Ray Nelli

Butler - 56

Record: 11-10 (3-7)

NO. Name	Min	FG M-A	3P M-A	FT M-A	Rebounds		Fouls		TP	AS	TO	ST	Blocks		+/-	
					OR	DR	FF	PF					BS	BA		
24 Ali Ali	21:27	0-1	0-0	0-0	0	0	2	2	0	0	1	0	0	0	-31	
41 Simas Lukosius	F 31:57	4-8	0-3	4-4	2	4	6	0	2	12	1	0	0	0	-32	
1 Jalen Thomas	C 15:16	0-5	0-1	0-0	0	3	3	1	0	0	1	0	0	1	-21	
2 Eric Hunter Jr.	G 20:04	0-4	0-3	0-0	0	2	2	0	0	0	2	0	0	0	-23	
3 Jayden Harris	G 31:21	4-12	2-4	6-6	0	0	0	0	2	4	16	3	1	5	1	-32
13 Jayden Taylor	22:43	4-9	1-2	2-2	1	4	5	4	2	11	2	2	1	0	-8	
22 Connor Turnbull	14:07	2-2	0-0	0-0	0	0	0	0	4	0	6	0	1	0	-8	
14 Pierce Thomas	05:22	0-3	0-1	0-0	1	1	2	0	0	0	0	0	0	0	-7	
0 D.J. Hughes	13:42	1-1	0-0	2-2	1	2	1	1	4	0	0	0	0	0	-5	
12 Myles Tate	11:32	1-5	0-1	2-2	0	3	1	1	4	0	1	0	0	0	-3	
11 Myles Wilmoth	12:29	1-2	1-2	0-0	0	0	0	0	3	0	0	0	0	0	-4	
Team					0	0	0	0	0	1						
Totals		17-52	6-19	16-16	4	18	22	17	12	56	8	11	6	8	4	-30

Technical Fouls: NONE

UConn - 86

Record: 16-5 (5-5)

NO. Name	Min	FG M-A	3P M-A	FT M-A	Rebounds		Fouls		TP	AS	TO	ST	Blocks		+/-	
					OR	DR	FF	PF					BS	BA		
11 Alex Karaban	F 30:27	5-9	3-4	2-2	1	4	5	1	2	15	1	0	1	0	3	35
21 Adama Sanogo	F 23:25	6-12	0-1	5-6	7	7	14	2	4	17	3	1	0	2	1	-24
2 Tristen Newton	G 24:47	3-6	0-1	5-6	0	4	4	2	3	11	2	2	1	0	0	29
24 Jordan Hawkins	G 28:19	7-14	2-8	4-5	0	6	6	0	3	20	0	0	0	0	34	
44 Andre Jackson Jr.	G 25:29	1-3	0-0	0	1	3	4	2	1	2	4	0	1	1	0	30
3 Joey Calcaterra	G 15:00	2-6	1-3	0-0	0	1	1	0	0	5	2	0	0	0	1	8
32 Donovan Clingan	13:59	2-2	0-0	0	2	2	4	0	3	4	1	1	1	0	0	12
5 Hassan Diarra	14:03	3-3	1-1	1-2	0	0	0	2	1	8	3	0	0	1	0	7
4 Nahiem Alleyne	11:33	1-3	0-0	0	1	2	3	2	0	2	2	1	1	0	0	2
35 Samson Johnson	06:30	0-1	0-0	0	2	0	2	0	0	2	1	0	0	0	0	-6
33 Apostolos Roumoglou	02:36	0-1	0-0	0	0	0	1	0	0	0	0	0	0	0	0	-6
13 Richie Springs	00:24	0-0	0-0	0	0	0	0	0	0	0	0	0	0	0	0	-3
20 Andrew Hurley	01:10	0-0	0-0	0	0	0	0	0	0	0	0	0	0	0	0	-6
30 Yarin Hasson	00:46	0-1	0-0	0	0	0	1	0	0	0	0	0	0	0	0	-3
40 Andre Johnson Jr.	00:46	0-0	0-0	0	0	0	0	0	0	0	0	0	0	0	0	-3
41 Emmett Hendry	00:46	0-0	0-0	0	0	0	0	0	0	0	0	0	0	0	0	-3
Team					3	1	4	0	0	0						
Totals		31-64	7-19	17-25	18	30	48	12	17	86	19	8	6	4	8	30

Technical Fouls: NONE

BUTLER		UCONN		Points from		BUTLER/UCONN		Period by Period Scoring		
Biggest lead	0 (1 st 20:00)	Best Scoring Run	37 (2 nd 5:10)	Turnovers	10	Paint	18	1st	2nd	TOT
Lead Changes	6 (2 nd 0:07)	Second Chance	4	BUTLER	23	Fast Breaks	6	33	33	56
Times Tied	0	Bench	28	UCONN	45	Fast Breaks	6	41	86	
Time with Lead	00:00	Bench	28	UCONN	45	Fast Breaks	6	41	86	

Game #22 - Xavier 82, UConn 79 January 25, 2023 - Gampel Pavilion, Storrs, Conn.



Official Basketball Box Score - Final
Xavier at UConn
01/25/23 Harry A. Gampel Pavilion, Storrs, Conn.
2022-23 Men's Basketball

Game Time: 6:30 PM
Game Duration: 2:15
Attendance: 10,167

Officials: Jeff Anderson, Matt Potter, Tony Chizzia

Xavier - 82

Record: 17-4 (9-1)

NO. Name	Min	FG M-A	3P M-A	FT M-A	Rebounds		Fouls		TP	AS	TO	ST	Blocks		+/-	
					OR	DR	FF	PF					BS	BA		
24 Jack Nunge	F 31:34	6-10	0-2	0-0	2	5	7	3	1	12	0	1	0	0	-1	
32 Zach Freemantle	F 20:32	2-5	1-1	4-6	0	5	5	5	3	9	1	2	2	1	0	6
0 Souley Boum	G 33:20	6-12	5-7	4-4	0	4	4	3	3	21	3	3	1	0	-7	
3 Colby Jones	G 36:28	8-16	3-6	1-1	2	0	2	2	2	20	4	6	1	0	-3	
5 Adam Kunkel	G 32:37	1-5	1-3	0-0	0	0	0	0	3	1	4	1	2	0	0	13
1 Desmond Claude	20:28	3-4	0-1	0-1	2	2	4	1	3	6	3	0	0	0	0	11
2 Jerome Hunter	25:01	5-6	0-0	1-1	1	2	3	2	2	11	2	0	0	1	0	-4
Team					1	3	4	0	0	2						
Totals		31-58	10-20	10-13	8	21	29	19	17	82	17	15	6	2	3	3

Technical Fouls: Freemantle 2nd 10:19

UConn - 79

Record: 16-6 (5-6)

NO. Name	Min	FG M-A	3P M-A	FT M-A	Rebounds		Fouls		TP	AS	TO	ST	Blocks		+/-	
					OR	DR	FF	PF					BS	BA		
11 Alex Karaban	F 35:15	2-5	1-3	0-1	1	2	3	1	2	5	1	0	1	0	0	-2
21 Adama Sanogo	F 33:11	4-7	1-1	2-2	5	4	9	2	2	11	4	1	2	0	0	2
2 Tristen Newton	G 34:38	6-12	2-5	9-11	3	1	4	3	6	23	4	5	1	0	0	5
24 Jordan Hawkins	G 36:32	8-16	5-10	7-7	2	2	4	5	4	28	1	3	0	1	0	1
44 Andre Jackson Jr.	G 25:41	3-12	0-3	0-0	2	0	2	3	1	6	2	1	1	0	0	1
4 Nahiem Alleyne	13:28	1-3	1-3	1-2	0	2	2	1	2	4	0	1	0	0	0	-11
32 Donovan Clingan	06:49	1-2	0-0	0-2	1	2	3	2	1	2	0	0	1	0	0	-6
3 Joey Calcaterra	05:35	0-3	0-3	0-0	0	0	0	0	0	0	0	0	0	0	0	1
5 Hassan Diarra	08:51	0-1	0-0	0-0	0	1	1	1	0	0	0	0	0	0	0	-6
Team					2	4	6	0	0	0						
Totals		25-61	10-28	19-25	16	18	34	18	18	79	12	12	5	3	2	-3

Technical Fouls: Clingan 2nd 10:19

XAVIER		UCONN		Points from		XAVIER/UCONN		Period by Period Scoring		
Biggest lead	17 (1 st 3:45)	Best Scoring Run	10 (2 nd 9:19)	Turnovers	7	Paint	32	1st	2nd	TOT
Lead Changes	0	Second Chance	12	BUTLER	23	Fast Breaks	2	39	43	82
Times Tied	0	Bench	17	UCONN	45	Fast Breaks	2	55	79	
Time with Lead	39:24	Bench	17	UCONN	45	Fast Breaks	2	55	79	

Game #23 - UConn 90, DePaul 76 January 31, 2023 - Wintrust Arena, Chicago, Ill.



Official Basketball Box Score - Final
UConn at DePaul
01/31/23 Wintrust Arena, Chicago, Ill.
2022-23 Men's Basketball

Game Time: 7:00 PM
Game Duration: 2:08
Attendance: 3,956

Officials: James Breeding, Bert Smith, Paul Seale

UConn - 90

Record: 17-6 (6-6)

NO. Name	Min	FG M-A	3P M-A	FT M-A	Rebounds		Fouls		TP	AS	TO	ST	Blocks		+/-	
					OR	DR	FF	PF					BS	BA		
11 Alex Karaban	F 20:25	1-3	0-1	2-2	0	4	4	1	4	5	1	0	1	1	1	
21 Adama Sanogo	F 26:04	10-13	0-0	5-6	1	8	9	5	4	25	0	0	0	1	2	5
2 Tristen Newton	G 33:24	6-12	1-4	8-8	0	0	0	2	6	21	3	0	3	0	1	19
24 Jordan Hawkins	G 38:08	6-11	2-4	12-14	1	4	5	2	5	26	1	1	0	1	0	14
44 Andre Jackson Jr.	G 26:06	1-4	0-1	0-0	2	6	8	5	1	2	4	5	1	0	0	0
4 Nahiem Alleyne	22:59	2-7	1-4	0-0	0	0	0	0	3	0	5	1	1	0	0	12
32 Donovan Clingan	19:12	1-2	0-0	3-4	5	4	9	2	2	5	0	0	0	3	0	14
5 Hassan Diarra	05:28	0-1	0-1	0-0	0	0	0	0	1	1	0	0	0	0	0	-3
35 Samson Johnson	05:14	1-2	0-1	0-0	1	0	1	0	0	2	0	1	1	0	0	6
3 Joey Calcaterra	02:34	0-0	0-0	0-0	0	0	0	0	0	0	1	1	0	0	0	1
33 Apostolos Roumoglou	00:26	0-0	0-0													

2022-23 UCONN GAME-BY-GAME BOX SCORES

Game #25 - UConn 87, Marquette 72 February 7, 2023 - XL Center, Hartford, Conn.



Official Basketball Box Score - Final
Marquette at UConn
02/07/23 XL Center, Hartford, Conn.
2022-23 Men's Basketball

Game Time: 6:30 PM
Game Duration: 2:09
Attendance: 15,564

Officials: Jeff Anderson, Tommy Morrissey, Ron Groover

Marquette - 72

Record: 19-6 (11-3)

NO. Name	Min	FG			Rebounds			Fouls			TP	AS	TO	ST	Blocks			+/-	Shooting By Period		
		M-A	M-A	M-A	OR	DR	TOT	PF	FF	FD					BS	BA	BB		1st	2nd	3rd
12 Olivier-Maxence Prosper	F 20:22	0-1	0-0	3-6	2	3	5	4	3	3	0	2	2	0	0	0	-5	1st FG%	11-30	36.7%	
13 Oso Ighodaro	F 23:58	1-5	0-0	1-2	1	0	1	0	2	3	1	1	0	0	1	-14	3PT%	2-12	16.7%		
1 Kam Jones	G 18:51	2-6	1-5	0-0	1	1	3	1	5	0	1	0	0	0	0	-20	FT%	5-7	71.4%		
4 Stevie Kolek	G 27:46	4-11	1-4	3-4	1	1	2	5	4	12	0	3	0	1	-6	2nd FG%	15-29	51.7%			
11 Tyler Kolk	G 31:32	7-14	1-2	2-2	0	1	1	0	2	17	4	1	2	0	-12	3PT%	3-9	33.3%			
5 Chase Ross	18:50	2-6	0-3	1-1	0	1	1	1	1	5	0	1	2	1	0	-1	GM FG%	10-13	76.9%		
23 David Joplin	23:28	2-5	0-3	0-0	1	3	4	0	4	0	0	1	2	1	0	-19	FT%	2-2	100%		
21 Ben Gold	16:02	4-5	2-3	2-2	0	2	2	2	2	12	0	1	0	0	-1	GM FG%	26-59	44.1%			
22 Sean Jones	19:11	4-6	0-1	3-3	0	1	0	4	1	11	2	0	0	0	0	3	3PT%	5-21	23.8%		
Team					2	4	6	0	0	0	0	0	0	0	0	0	FT%	15-20	75.0%		
Totals	26:59	5:21	15:20	9	15	24	19	19	72	7	8	11	2	4	-15						

Technical Fouls: NONE

UConn - 87

Record: 19-6 (8-6)

NO. Name	Min	FG			Rebounds			Fouls			TP	AS	TO	ST	Blocks			+/-	Shooting By Period		
		M-A	M-A	M-A	OR	DR	TOT	PF	FF	FD					BS	BA	BB		1st	2nd	3rd
11 Alex Karaban	F 35:53	5-6	3-4	0-0	2	4	6	4	5	13	2	2	1	0	1	11	1st FG%	17-31	54.8%		
21 Adama Sanogo	F 29:51	8-14	0-1	2-4	3	4	7	4	2	18	3	2	1	0	0	8	3PT%	6-11	54.5%		
2 Tristen Newton	G 35:24	4-9	1-2	3-5	3	7	10	3	5	12	12	5	2	0	0	13	FT%	6-9	66.7%		
24 Jordan Hawkins	G 28:34	6-11	5-8	3-3	0	6	6	4	3	20	0	2	0	2	0	18	2nd FG%	14-31	45.2%		
44 Andre Jackson Jr.	G 23:19	2-5	0-1	1-2	3	1	4	5	1	5	1	3	0	1	0	6	3PT%	6-12	50.0%		
4 Nahiem Alleyne	19:48	4-9	3-6	2-3	0	0	0	4	13	0	1	0	0	0	12	FT%	7-13	53.8%			
32 Donovan Clingan	10:09	1-3	0-0	2-5	7	1	8	0	4	4	1	0	0	1	0	7	GM FG%	31-62	50.0%		
3 Joey Calcaterra	09:43	1-3	0-0	0-0	1	1	2	0	0	2	1	1	0	1	0	-4	3PT%	12-23	52.2%		
5 Hassan Diarra	07:19	0-2	0-1	0-0	0	0	0	0	0	0	1	1	0	0	4	FT%	13-22	59.1%			
Team					4	4	8	0	0	0	0	1	1	0	0	4					
Totals	31:62	12:23	13:22	21	27	48	19	19	87	20	17	6	4	2	15						

Technical Fouls: NONE

MARQ		UCONN		Points from		MARQ		UCONN		Period by Period Scoring		
Biggest lead	0 (1st 20:00)	25 (2nd 10:39)	Turnovers	14	16	1st	2nd	TOT	Paint	42	32	TOT
Best Scoring Run	8 (2nd 9:15)	10 (1st 13:55)	Second Chance	8	27	MARQ	29	43	72			
Lead Changes	0		Fast Breaks	12	8	UCONN	46	41	87			
Times Tied	0		Bench	32	19							
Time with Lead	00:00	39:29										

Game #26 - Creighton 56, UConn 53 February 11, 2023 - CHI Health Center, Omaha, Neb.



Official Basketball Box Score - Final
#21 Connecticut at #23 Creighton
02/11/23 CHI Health Center Omaha, Omaha, Neb.
2022-23 Creighton Men's Basketball

Game Time: 1:07 PM
Game Duration: 2:04
Attendance: 18,286

Officials: Brian O'Connell, Pat Driscoll, Evon Burroughs

#21 Connecticut - 53

Record: 19-7 (8-7)

NO. Name	Min	FG			Rebounds			Fouls			TP	AS	TO	ST	Blocks			+/-	Shooting By Period		
		M-A	M-A	M-A	OR	DR	TOT	PF	FF	FD					BS	BA	BB		1st	2nd	3rd
11 Alex Karaban	F 34:35	2-5	1-3	0-0	2	3	5	2	1	5	1	1	0	0	0	-10	1st FG%	11-31	35.5%		
21 Adama Sanogo	F 32:47	7-17	3-7	0-0	3	7	10	2	0	17	2	1	1	0	0	-5	3PT%	4-13	30.8%		
2 Tristen Newton	G 26:15	1-4	0-1	0-0	0	0	0	1	0	2	4	3	0	0	0	-10	FT%	3-3	100%		
24 Jordan Hawkins	G 26:06	4-13	2-7	1-1	4	0	4	4	2	11	1	0	1	0	0	-6	2nd FG%	10-34	29.4%		
44 Andre Jackson Jr.	G 28:01	3-11	0-4	0-0	3	3	6	2	1	6	0	3	1	0	1	1	3PT%	3-14	21.4%		
4 Nahiem Alleyne	23:58	1-6	0-3	3-3	0	2	2	1	4	5	0	1	0	1	0	7	FT%	1-1	100%		
5 Hassan Diarra	17:01	1-2	1-1	0-0	2	1	3	1	1	3	2	1	2	0	0	8	GM FG%	7-27	25.9%		
32 Donovan Clingan	07:13	2-5	0-0	0-0	4	3	7	1	1	4	0	2	0	1	0	0	3PT%	4-4	100.0%		
3 Joey Calcaterra	04:04	0-2	0-1	0-0	0	1	1	0	0	0	0	1	0	0	0	0	FT%	4-4	100.0%		
Team					0	2	2	0	0	0	0	0	0	0	0	0					
Totals	21:65	7:27	4:4	18	22	40	14	10	53	10	13	5	2	1	-3						

Technical Fouls: NONE

#23 Creighton - 56

Record: 17-8 (11-3)

NO. Name	Min	FG			Rebounds			Fouls			TP	AS	TO	ST	Blocks			+/-	Shooting By Period		
		M-A	M-A	M-A	OR	DR	TOT	PF	FF	FD					BS	BA	BB		1st	2nd	3rd
24 Arthur Kaluma	F 25:59	0-6	0-3	2-2	0	6	6	3	1	2	2	3	2	0	1	2	1st FG%	12-27	44.4%		
11 Ryan Kalkbrenner	C 36:00	4-9	0-1	4-4	3	3	6	0	5	12	1	2	3	1	0	0	3PT%	3-12	25.0%		
2 Ryan Nembhard	G 40:00	3-11	1-3	0-0	3	5	8	0	0	7	3	2	2	0	0	-3	FT%	4-6	66.7%		
23 Trey Alexander	G 23:11	6-8	2-3	3-5	0	0	0	4	4	17	0	1	1	0	0	3	2nd FG%	7-21	33.3%		
55 Baylor Scheierman	G 37:24	4-10	1-3	2-2	1	8	2	1	11	1	2	1	0	1	1	1	3PT%	2-4	50.0%		
4 Shereef Mitchell	19:25	1-1	0-0	0-0	0	0	0	1	2	1	1	0	0	0	0	1	FT%	9-11	81.8%		
Team					0	2	2	0	0	0	0	0	0	0	0	4	GM FG%	19-48	39.6%		
Totals	19:48	5:16	13:17	8	26	34	10	14	56	8	11	9	1	2	3		3PT%	5-16	31.3%		

Technical Fouls: NONE

UCONN		CREI		Points from		UCONN		CREI		Period by Period Scoring		
Biggest lead	2 (2nd 18:33)	9 (1st 13:02)	Turnovers	8	13	1st	2nd	TOT	Paint	18	24	TOT
Best Scoring Run	5 (1st 7:05)	8 (1st 13:02)	Second Chance	13	7	UCONN	29	24	53			
Lead Changes	4		Fast Breaks	0	9	CREI	31	25	56			
Times Tied	3		Bench	12	7							
Time with Lead	00:39	34:49										

Game Notes: 20th largest home crowd in Creighton MBB history. • Creighton's 8th straight win. •

Game #27 - UConn 64, Seton Hall 55 February 18, 2023 - Gampel Pavilion, Storrs, Conn.



Official Basketball Box Score - Final
Seton Hall at UConn
02/18/23 Harry A Gampel Pavilion, Storrs, Conn.
2022-23 Men's Basketball

Game Time: 12:00 PM
Game Duration: 2:19
Attendance: 10,167

Officials: Lamar Simpson, John Gathney, Tim Clougherty

Seton Hall - 55

Record: 16-12 (9-8)

NO. Name	Min	FG			Rebounds			Fouls			TP	AS	TO	ST	Blocks			+/-	Shooting By Period		
		M-A	M-A	M-A	OR	DR	TOT	PF	FF	FD					BS	BA	BB		1st	2nd	3rd
4 Tyrese Samuel	F 30:26	6-10	1-1	4-5	2	2	4	4	5	16	1	3	1	0	0	-4	1st FG%	11-25	44.0%		
13 KC Ndefo	F 37:42	5-9	1-1	2-2	1	4	5	4	1	13	1	2	0	0	2	-5	3PT%	1-3	33.3%		
0 Kadary Richmond	G 07:03	0-2	0-0	0-0	0	1	1	1	0	0	2	0	2	0	0	0	FT%	4-6	66.7%		
2 Al-Amir Dawes	G 39:05	6-17	1-5	3-3	0	2	2	2	4	16	0	3	2	0	4	-4	2nd FG%	10-28	35.7%		
21 Femi Odukale	G 36:03	3-9	0-1	1-2	0	1	1	2	1	7	2	2	1	0	0	-9	3PT%	1-8	12.5%		
1 Tray Jackson	11:02	1-2	0-0	0-1	0	0	0	2	1	2	1	2	1	0	0	-9	FT%	7-9	77.8%		
15 Jamir Harris	28:08	0-4	0-3	1-2	1	3	4	2													

2022-23 UCONN GAME-BY-GAME BOX SCORES

Game #29 - UConn 95, St. John's 86
February 25, 2023 - Madison Square Garden, New York, N.Y.



Official Basketball Box Score - Final
UConn at St. John's (NY)
02/25/23 Madison Square Garden, New York
2022-23 Men's Basketball

Game Time: 12:00 PM
Game Duration: 2:14
Attendance: 12,241

Officials: Pat Driscoll, Jeff Clark, Tony Chiazza

UConn - 95

Record: 22-7 (11-7)

NO.	Name	Min	FG			FT			Rebounds		Fouls		TP	AS	TO	ST	Blocks		+/-	Shooting By Period		
			M-A	M-A	M-A	OR	DR	OR	DR	PF	FF	BS					BA	1st		2nd	3rd	
11	Alex Karaban	F 18:09	1-5	0-3	0-0	1	4	5	4	2	2	0	2	1	1	1	1	1	1	3	1st FG% 18-39 46.2%	
21	Adama Sanogo	F 26:08	5-9	0-1	8-10	3	6	9	3	6	18	1	2	0	1	1	1	8	3	3PT% 6-16 37.5%		
2	Tristen Newton	G 33:31	2-7	1-2	3-6	4	3	7	1	5	8	4	2	0	0	0	7	0	0	FT% 8-10 80%		
24	Jordan Hawkins	G 34:00	6-18	4-10	4-4	0	2	2	3	1	20	3	2	3	1	1	4	0	0	2nd FG% 12-25 48.0%		
44	Andre Jackson Jr.	G 38:09	5-6	1-2	4-5	1	4	5	2	3	15	3	3	0	2	0	15	0	0	3PT% 3-9 33.3%		
4	Nahiem Alleyne	G 19:14	3-6	0-3	2-2	1	1	2	2	1	8	1	0	1	1	0	3	0	0	FT% 18-23 78.3%		
32	Donovan Clingan	G 13:24	4-7	0-0	1-2	5	1	6	3	1	9	1	1	1	1	5	0	0	0	GM FG% 30-64 46.9%		
3	Joy Calcaterra	F 17:25	4-6	3-4	4-4	0	0	0	3	2	15	0	0	1	0	0	5	0	0	3PT% 9-25 36.0%		
Team						2	2	2			0									FT% 26-33 78.8%		
Totals			30-64	9-25	26-33	17	21	38	21	21	95	17	14	9	11	3	9					

Technical Fouls: Newton 1st 15:44

Dead Ball Rebounds: 5, 2

St. John's (NY) - 86

Record: 17-13 (7-12)

NO.	Name	Min	FG			FT			Rebounds		Fouls		TP	AS	TO	ST	Blocks		+/-	Shooting By Period		
			M-A	M-A	M-A	OR	DR	OR	DR	PF	FF	BS					BA	1st		2nd	3rd	
11	Joel Soriano	F 32:10	3-7	0-0	6-8	3	8	11	5	4	12	3	1	1	1	2	1	1	1	1	1st FG% 15-29 51.7%	
22	Esahia Nyiwe	F 09:06	1-2	0-0	0-0	0	0	0	3	0	2	0	1	1	0	1	1	1	1	1	3PT% 2-7 28.6%	
0	Posh Alexander	G 36:20	7-12	1-2	3-5	3	1	4	2	3	18	5	3	1	2	0	5	0	0	FT% 9-12 75%		
2	AJ Storr	G 32:48	7-15	1-3	5-8	1	2	3	0	5	20	0	3	0	1	3	0	6	0	0	2nd FG% 15-36 41.7%	
5	Dylan Addae-Wusu	G 26:38	3-8	0-2	0-0	1	2	3	1	2	6	1	0	1	0	2	0	0	0	3PT% 2-6 33.3%		
4	O'Mar Stanley	G 11:54	2-3	1-2	0-0	0	0	0	4	0	5	0	1	0	0	0	0	0	0	FT% 13-17 76.5%		
3	Arno Curbeo	G 23:03	4-7	0-0	0-0	2	1	3	4	1	8	3	1	2	0	1	0	0	0	GM FG% 30-65 46.2%		
23	David Jones	F 28:01	3-11	1-4	8-8	3	3	6	3	5	15	3	2	0	1	0	0	0	0	3PT% 4-13 30.8%		
Team						3	1	4			0									FT% 22-29 75.9%		
Totals			30-65	4-13	22-29	15	17	32	23	20	86	15	13	6	3	11	9					

Technical Fouls: Nyiwe 1st 15:44 Addae-Wusu 2nd 9:32 Team 2nd 4:22

Dead Ball Rebounds: 4, 2

		CON	SJU	Points from		CON	SJU	Period by Period Scoring		
		17 (2nd 13:32)	3 (1st 18:12)	Turnovers	13	12				
Best Scoring Run	8 (1st 15:44)	8 (2nd 0:28)	Paint	38	44	CON	50	45	95	
Lead Changes	1	Second Chance	27	16	SJU	41	45	86		
Times Tied	1	Fast Breaks	19	13						
Time with Lead	36:18	02:12	Bench	32	28					

Game #30 - UConn 88, DePaul 59
March 1, 2023 - XL Center, Hartford, Conn.



Official Basketball Box Score - Final
DePaul at UConn
03/01/23 XL Center, Hartford, Conn.
2022-23 Men's Basketball

Game Time: 7:00 PM
Game Duration: 1:49
Attendance: 15,564

Officials: James Breeding, Lamar Simpson, Mike Palus

DePaul - 59

Record: 9-21 (3-16)

NO.	Name	Min	FG			FT			Rebounds		Fouls		TP	AS	TO	ST	Blocks		+/-	Shooting By Period		
			M-A	M-A	M-A	OR	DR	OR	DR	PF	FF	BS					BA	1st		2nd	3rd	
1	Javan Johnson	F 34:13	3-11	2-4	2-2	1	2	3	1	1	10	0	1	0	2	0	0	0	0	0	1st FG% 18-39 46.2%	
11	Eral Penn	F 23:33	2-6	0-0	2-3	1	2	3	2	2	6	0	0	1	0	1	0	1	0	0	3PT% 5-11 45.5%	
14	Nick Ongenda	C 31:45	6-11	0-0	5-7	3	3	6	3	5	17	0	3	2	2	0	0	0	0	FT% 5-7 71.4%		
2	Umoja Gibson	G 20:34	2-10	1-5	0-0	1	0	1	0	1	2	0	5	2	2	0	0	0	0	2nd FG% 14-29 48.3%		
3	Jalen Terry	G 19:46	3-5	2-4	0-0	0	5	5	1	1	8	1	2	1	0	1	1	1	0	3PT% 5-11 45.5%		
10	Yor Anei	G 08:15	1-2	0-0	0-0	1	0	1	0	3	2	1	0	0	0	0	0	0	0	FT% 7-9 77.8%		
23	Caleb Murphy	G 18:39	2-6	0-0	1-2	1	1	2	0	0	5	0	2	3	0	2	0	0	0	GM FG% 21-60 35.0%		
5	Philon Gebrewhit	G 15:04	2-7	0-2	2-2	0	2	2	0	2	0	1	0	1	0	0	0	0	0	3PT% 5-15 33.3%		
0	Zion Cruz	G 15:44	0-1	0-0	0-0	0	0	0	0	0	1	0	0	1	0	0	0	0	0	FT% 12-16 75.0%		
4	K.T. Raimey	F 12:27	0-1	0-0	0-0	0	1	1	0	0	0	0	0	1	0	0	0	0	0	Dead Ball Rebounds: 4, 0		
Team						4	1	5			0											
Totals			21-60	5-15	12-16	12	17	29	13	13	59	5	14	8	4	6	29					

Technical Fouls: NONE

UConn - 88

Record: 23-7 (12-7)

NO.	Name	Min	FG			FT			Rebounds		Fouls		TP	AS	TO	ST	Blocks		+/-	Shooting By Period		
			M-A	M-A	M-A	OR	DR	OR	DR	PF	FF	BS					BA	1st		2nd	3rd	
11	Alex Karaban	F 28:44	4-9	2-4	1-1	2	4	6	1	1	11	4	2	1	2	0	0	2	0	0	1st FG% 21-37 56.8%	
21	Adama Sanogo	F 22:33	11-14	1-2	3-3	2	3	5	3	5	26	0	1	2	1	0	0	2	0	0	3PT% 6-13 46.2%	
2	Tristen Newton	G 28:29	5-7	2-3	0-0	0	5	5	2	0	12	6	2	2	1	0	0	0	0	0	FT% 3-4 75%	
24	Jordan Hawkins	G 28:56	1-9	1-6	0-0	1	1	2	0	2	3	0	0	0	1	1	0	0	0	0	2nd FG% 14-27 51.9%	
44	Andre Jackson Jr.	G 30:00	3-4	1-2	4-6	1	7	8	2	4	11	9	3	0	0	0	0	0	0	0	3PT% 4-10 40.0%	
32	Donovan Clingan	G 14:24	5-8	0-0	0-0	2	2	4	4	1	10	0	0	0	1	1	0	0	0	0	FT% 5-6 83.3%	
4	Nahiem Alleyne	G 15:13	2-4	0-0	0-0	0	0	0	0	0	4	2	0	0	0	0	0	0	0	0	GM FG% 35-64 54.7%	
3	Joy Calcaterra	F 18:56	3-5	3-5	0-0	0	2	2	0	0	9	3	3	3	0	0	0	0	0	0	3PT% 10-23 43.5%	
35	Samson Johnson	G 07:09	0-0	0-0	0-0	0	0	1	1	0	0	0	0	0	0	0	0	0	0	0	FT% 8-10 80.0%	
13	Richie Springs	G 02:05	1-1	0-0	0-0	1	0	1	0	0	0	0	0	0	0	0	0	0	0	0	Dead Ball Rebounds: 1, 0	
33	Apostolos Roumoglou	G 02:05	0-2	0-1	0-0	0	0	0	0	0	0	0	0	0	0	0	0	0	0	0		
20	Andrew Hurley	F 01:26	0-1	0-0	0-0	0	1	1	0	0	0	0	0	0	0	0	0	0	0	0		
Team						4	1	5			0											
Totals			35-64	10-23	8-10	13	27	40	13	13	88	24	13	9	6	4	29					

Technical Fouls: NONE

		DePAUL	UCONN	Points from		DePAUL	UCONN	Period by Period Scoring		
		0 (1st 20:00)	34 (1st 6:03)	Turnovers	14	18				
Best Scoring Run	5 (1st 4:36)	27 (1st 10:58)	Paint	26	46	DePAUL	19	40	59	
Lead Changes	0	Second Chance	10	16						
Times Tied	1	Fast Breaks	5	14						
Time with Lead	00:00	37:48	Bench	13	25					

Game #31 - UConn 71, Villanova 59
March 4, 2023 - Wells Fargo Center, Philadelphia, Pa.



Official Basketball Box Score - Final
UConn at Villanova
03/04/23 Wells Fargo Center, Philadelphia
2022-23 Men's Basketball

Game Time: 7:30 PM
Game Duration: 2:06
Attendance: 16,294

Officials: Brian O'Connell, John Gaffney, Earl Walton

UConn - 71

Record: 24-7 (13-7)

NO.	Name	Min	FG			FT			Rebounds		Fouls		TP	AS	TO	ST	Blocks		+/-	Shooting By Period		
			M-A	M-A	M-A	OR	DR	OR														

2022-23 UCONN GAME-BY-GAME BOX SCORES

BIG EAST TOURNAMENT SEMIFINALS

Game #33 - Marquette 70, UConn 68

March 10, 2023 - Madison Square Garden, New York, N.Y.



Official Basketball Box Score - Final
UConn at Marquette
 03/10/23 Madison Square Garden, New York
 2023 Big East Men's Tournament - Semifinal

Game Time: 6:30 PM
 Game Duration: 2:06
 Attendance: 19,812

Officials: Brian O'Connell, Jeff Anderson, Jeff Clark

UConn - 68

Record: 25-8

NO. Name	Min	FG		3P		FT		Rebounds		Fouls		TP	AS	TO	ST	Blocks			+/-
		M-A	M-A	M-A	M-A	OR	DR	PF	FF	BS	BA					BA			
11 Alex Karaban	F 34:53	4-5	2-2	0-0	1-4	5	3	0	10	1	1	0	0	0	0	0	0	0	5
21 Adama Sanogo	F 30:19	8-12	0-1	3-4	5	6	11	2	4	19	1	2	0	0	0	0	0	0	-11
2 Tristen Newton	G 31:59	2-10	0-2	3-5	4	2	6	2	8	7	6	1	0	0	0	1	0	0	-8
24 Jordan Hawkins	G 30:29	2-11	1-8	0-0	0	3	3	0	0	5	2	0	0	0	0	0	0	0	-8
44 Andre Jackson Jr.	G 14:31	1-2	0-1	0-2	0	1	1	5	1	2	2	2	0	0	0	0	0	0	-4
4 Nahiem Alleyne	22:13	4-8	2-4	0-0	0	0	0	0	0	10	1	1	2	0	0	0	0	0	9
5 Hassan Diarra	06:01	0-0	0-0	0-0	0	1	1	1	0	0	0	1	0	1	0	0	0	2	
32 Donovan Clingan	09:41	2-3	0-0	3-4	3	2	5	1	3	7	0	0	0	0	0	0	0	0	5
3 Joey Calcaterra	19:54	3-8	2-7	0-0	1	1	2	0	1	8	0	1	0	0	0	0	0	0	9
Team					2	1	3	0	0	0	0	0	0	0	0	0	0	0	0
Totals		26-59	7-25	9-15	16	21	37	14	17	68	13	9	2	2	1	2	0	0	-2

Shooting By Period	
1st FG%	14.30 46.7%
3PT%	5.11 45.5%
FT%	5.8 62.5%
2nd FG%	12.29 41.4%
3PT%	2.14 14.3%
FT%	4.7 57.1%
GM FG%	26.59 44.1%
3PT%	7.25 28.0%
FT%	9.15 60.0%

Dead Ball Rebounds: 4/0

Technical Fouls: NONE

Marquette - 70

Record: 27-6

NO. Name	Min	FG		3P		FT		Rebounds		Fouls		TP	AS	TO	ST	Blocks			+/-
		M-A	M-A	M-A	M-A	OR	DR	PF	FF	BS	BA					BA			
12 Olivier-Maxence Prosper	F 34:22	3-8	1-4	4-4	2	1	3	1	4	11	1	0	0	0	0	0	0	0	1
13 Oso Ighodaro	F 17:53	3-5	0-0	0	0	2	2	4	1	6	0	0	0	0	0	0	0	0	5
0 Logan Johnson	G 40:00	5-10	3-7	1-2	0	6	6	1	2	14	2	2	0	0	0	0	0	0	4
4 Stevie Mitchell	G 26:07	1-3	0-1	0-0	0	0	0	0	2	2	0	2	0	0	0	0	0	0	5
11 Tyler Kolek	G 28:57	6-11	2-5	3-4	0	4	4	4	5	17	6	3	2	1	0	0	0	0	9
5 Chase Ross	19:32	1-5	1-5	0-0	0	2	2	0	0	3	2	1	0	0	0	0	0	0	-4
23 David Jopin	18:03	5-7	4-5	3-3	1	2	3	1	4	17	1	0	0	0	0	0	0	0	1
22 Sean Jones	08:46	0-1	0-1	0-0	0	0	0	0	0	1	0	0	0	0	0	0	0	0	-8
21 Ben Gold	09:22	0-1	0-1	0-0	0	1	0	1	0	1	0	0	0	0	0	0	0	0	-2
Team					4	2	6	0	0	0	0	0	0	0	0	0	0	0	0
Totals		24-51	11-29	11-14	8	19	27	17	14	70	12	9	3	1	2	2	0	0	0

Shooting By Period	
1st FG%	14.26 53.6%
3PT%	5.12 41.7%
FT%	5.6 83.3%
2nd FG%	10.25 40.0%
3PT%	6.17 35.3%
FT%	6.8 75%
GM FG%	24.51 47.1%
3PT%	11.29 37.9%
FT%	11.14 78.6%

Dead Ball Rebounds: 1/0

Technical Fouls: NONE

UCONN		MARQ		Points from		UCONN		MARQ		Period by Period Scoring		
Biggest lead	5 (1st 9:16)	10 (2nd 14:45) <th>Turnovers</th> <td>7</td> <th>7 <th>1st</th> <th>2nd</th> <th>TOT</th> <th>UCONN</th> <td>38</td> <td>30</td> <td>68</td> </th>	Turnovers	7	7 <th>1st</th> <th>2nd</th> <th>TOT</th> <th>UCONN</th> <td>38</td> <td>30</td> <td>68</td>	1st	2nd	TOT	UCONN	38	30	68
Best Scoring Run	7 (1st 11:28)	6 (2nd 14:45) <th>Paint</th> <td>34</td> <th>26</th> <th>MARQ</th> <td>38</td> <td>32</td> <td>70</td>	Paint	34	26	MARQ	38	32	70			
Lead Changes	8	Second Chance	19	10								
Times Tied	6	Fast Breaks	0	2								
Time with Lead	08:56	Bench	25	20								

Game Notes: MSG Setout

NCAA CHAMPIONSHIP FIRST ROUND

Game #34 - UConn 87, Iona 63

March 17, 2023 - MVP Arena, Albany, N.Y.



Official Basketball Box Score - Final
Iona at UConn
 03/17/23 MVP Arena, Albany, NY
 2022-23 NCAA Division I Men's Basketball Championship - First Round

Game Time: 4:30 PM
 Game Duration: 2:08
 Attendance: 14,010

Officials: Jeffrey Anderson, Olands Poole, Owen Shortt

Iona - 63

Record: 27-8

NO. Name	Min	FG		3P		FT		Rebounds		Fouls		TP	AS	TO	ST	Blocks			+/-
		M-A	M-A	M-A	M-A	OR	DR	PF	FF	BS	BA					BA			
0 Berrick JeanLouis	F 30:40	5-10	2-3	1-2	0	3	2	1	13	0	0	0	0	0	0	0	0	0	-16
13 Nelly Joseph	F 33:35	4-8	0-0	0-0	1	4	5	3	1	8	0	0	0	0	0	0	0	0	-16
55 Osborn Shema	F 26:15	0-5	0-2	0-0	0	3	3	1	0	0	0	0	0	0	0	0	0	0	-21
1 Walter Clayton Jr.	G 31:00	4-10	3-6	4-4	2	2	4	3	6	15	4	2	0	1	0	0	0	0	-15
5 Daniss Jenkins	G 34:39	4-13	0-1	6-7	0	2	2	2	5	14	5	0	4	1	1	0	0	0	-28
2 Sadiku Ibime Ayo	09:17	1-4	0-1	0-0	1	1	2	0	0	2	0	0	0	0	0	0	0	0	-8
33 Silas Sunday	05:43	2-3	0-0	0-0	1	0	1	0	1	0	4	0	0	0	0	0	0	0	-6
12 Anton Brookshire	06:29	1-2	1-2	0-0	0	2	2	0	0	3	0	1	0	0	0	0	0	0	-3
23 Michael Jefferson	14:27	1-2	1-1	0-1	0	2	2	1	1	3	0	1	1	0	0	0	0	0	5
3 Cruz Davis	07:55	0-0	0-0	1-2	0	1	1	0	1	0	1	0	0	0	0	0	0	0	-8
Team					2	2	4	0	0	0	0	0	0	0	0	0	0	0	0
Totals		22-57	7-16	12-16	7	22	29	13	15	63	9	6	7	3	5	0	0	0	-24

Shooting By Period	
1st FG%	16.33 48.5%
3PT%	6.11 54.5%
FT%	1.2 50%
2nd FG%	6.24 25.0%
3PT%	1.5 20.0%
FT%	11.14 78.6%
GM FG%	22.57 38.6%
3PT%	7.16 43.8%
FT%	12.16 75.0%

Dead Ball Rebounds: 1/0

Technical Fouls: NONE

UConn - 87

Record: 26-8

NO. Name	Min	FG		3P		FT		Rebounds		Fouls		TP	AS	TO	ST	Blocks			+/-
		M-A	M-A	M-A	M-A	OR	DR	PF	FF	BS	BA					BA			
11 Alex Karaban	F 30:41	2-5	2-4	0-0	2	2	4	4	1	6	3	1	0	1	0	0	0	0	12
21 Adama Sanogo	F 24:39	13-17	0-0	2-3	6	7	13	0	2	28	0	2	0	0	0	0	0	0	16
2 Tristen Newton	G 23:35	1-5	0-2	2-2	0	4	4	3	2	4	6	0	0	0	0	0	0	0	14
24 Jordan Hawkins	G 27:33	3-11	3-7	4-4	2	2	4	3	4	13	1	0	0	0	0	0	0	0	11
44 Andre Jackson Jr.	G 33:31	4-9	2-5	0-0	2	3	5	2	4	10	7	2	1	0	0	0	0	0	23
3 Joey Calcaterra	12:35	2-4	2-3	0-0	0	1	1	1	0	6	2	0	0	0	0	0	0	0	7
4 Nahiem Alleyne	14:48	2-5	2-3	2-2	0	0	0	1	1	8	1	0	1	0	0	0	0	0	17
32 Donovan Clingan	13:47	5-7	0-0	2-3	2	7	9	0	3	12	1	1	0	2	1	0	0	0	8
5 Hassan Diarra	10:57	0-3	0-1	0-0	0	2	2	1	0	0	3	1	2	1	0	0	0	0	2
35 Samson Johnson	01:26	0-0	0-0	0-0	0	0	0	0	0	0	0	0	0	0	0	0	0	0	0
13 Richie Springs	01:34	0-0	0-0	0-0	0	1	1	0	0	0	0	1	0	0	0	0	0	0	0
20 Andrew Hurley	01:34	0-0	0-0	0-0	0	0	0	0	0	0	0	0	0	0	0	0	0	0	0
33 Apostolos Roumoglou	01:34	0-0	0-0	0-0	0	0	0	0	0	0	0	0	0	0	0	0	0	0	0
30 Yarin Hasson	00:53	0-0	0-0	0-0	0	0	0	0	0	0	0	0	0	0	0	0	0	0	0
40 Andre Johnson Jr.	00:53	0-0	0-0	0-0	0	0	0	0	0	0	0	0	0	0	0	0	0	0	0
Team					0	2	2	0	0	0	0	0	0	0	0	0	0	0	0
Totals		32-66	11-25	12-14	14	31	45	15	13	87	24	9	4	5	3	24	0	0	

2022-23 UCONN GAME-BY-GAME BOX SCORES

NCAA CHAMPIONSHIP WEST REGIONAL FINALS ELITE EIGHT

Game #37 - UConn 82 Gonzaga 54
March 25, 2023 - T-Mobile Arena, Las Vegas, Nev.



Official Basketball Box Score - Final
UConn at Gonzaga
03/25/23 T-Mobile Arena, Las Vegas
NCAA Division I Men's Basketball Championship - Elite 8

Game Time: 5:49 PM
Game Duration: 2:13
Attendance: 16,119

Officials: Keith Kinble, John Gaffney, Michael Reed

UConn - 82

Record: 29-9

NO.	Name	Min	FG		3P		FT		Rebounds		Fouls		TP	AS	TO	ST	Blocks		+/-
			M-A	M-A	M-A	M-A	OR	DR	TOT	PF	FD	BS					BA		
11	Alex Karaban	F 21:55	5-9	2-6	0-0	0	4	4	4	0	12	1	2	0	1	0	15		
21	Adama Sanogo	F 25:37	3-11	0-1	4-4	1	9	10	2	3	10	4	1	0	1	1	25		
2	Tristen Newton	G 29:05	2-7	0-3	4-6	2	5	7	2	6	8	3	1	0	0	0	26		
24	Jordan Hawkins	G 33:19	6-15	6-10	2-3	1	5	6	1	2	20	1	2	0	0	0	34		
44	Andre Jackson Jr.	G 31:16	4-9	0-2	0-0	6	3	9	2	0	8	10	0	0	0	0	31		
4	Nahiem Alleyne	16:23	3-5	1-2	1-1	0	0	0	3	1	8	0	1	1	0	0	3		
32	Donovan Clingan	12:33	3-6	0-0	0-0	1	2	3	3	0	6	0	0	0	3	0	3		
3	Joey Calcaterra	13:26	3-7	2-5	0-0	0	3	3	1	0	8	0	0	2	0	0	3		
5	Hassan Diarra	07:36	0-0	0-0	0-0	0	0	0	0	0	0	2	0	0	0	0	5		
35	Samson Johnson	03:02	0-0	0-0	0-0	1	1	2	0	0	0	0	0	0	0	0	-5		
13	Richie Springs	01:50	0-0	0-0	0-0	0	0	0	0	0	0	0	0	0	0	0	0		
20	Andrew Hurley	01:50	0-2	0-2	0-0	0	0	0	0	0	0	0	0	0	0	0	0		
33	Apostolos Roumoglou	01:50	1-1	0-0	0-0	1	0	1	0	0	2	0	0	0	0	0	0		
30	Yarin Hasson	00:09	0-0	0-0	0-0	0	0	0	0	0	0	0	0	0	0	0	0		
41	Emmett Hendry	00:09	0-0	0-0	0-0	0	0	0	0	0	0	0	0	0	0	0	0		
Team						0	3	3			0								
Totals			30-72	11-31	11-14	13	35	48	18	12	82	21	8	3	5	1	28		

Shooting By Period	
1 st FG%	15-37 40.5%
3PT%	5-16 31.3%
FT%	4-6 66.7%
2 nd FG%	15-35 42.9%
3PT%	6-15 40.0%
FT%	7-8 87.5%
GM FG%	30-72 41.7%
3PT%	11-31 35.5%
FT%	11-14 78.6%

Dead Ball Rebounds: 1, 0

Gonzaga - 54

Record: 31-6

NO.	Name	Min	FG		3P		FT		Rebounds		Fouls		TP	AS	TO	ST	Blocks		+/-
			M-A	M-A	M-A	M-A	OR	DR	TOT	PF	FD	BS					BA		
2	Drew Timme	F 31:31	5-14	0-0	2-4	3	7	10	4	3	12	4	3	0	0	1	-12		
22	Anton Watson	F 24:15	3-4	0-1	0-4	1	5	6	1	2	6	1	1	0	1	0	-29		
0	Julian Strawther	G 32:44	4-15	0-6	3-3	0	6	6	1	6	11	1	1	0	0	1	-31		
11	Nolan Hickman	G 24:36	0-5	0-4	0-0	0	0	0	2	0	0	5	2	0	0	0	-11		
45	Rasir Bolton	G 19:43	2-7	1-3	1-2	0	2	2	1	2	6	1	0	0	0	0	-22		
5	Hunter Sallis	17:38	2-5	0-2	1-2	0	1	1	2	2	5	0	2	1	0	1	-9		
13	Malachi Smith	26:21	2-4	1-1	3-4	1	2	3	0	2	8	1	0	1	0	1	-16		
33	Ben Gregg	19:32	2-5	0-2	2-3	1	6	7	1	1	6	0	0	0	0	1	-10		
15	Efion Reid	01:50	0-0	0-0	0-0	0	0	0	0	0	0	0	0	0	0	0	0		
55	Dominick Harris	01:50	0-1	0-1	0-0	0	1	1	0	0	0	0	0	0	0	0	0		
Team						3	1	4			0								
Totals			20-60	2-20	12-22	9	31	40	12	18	54	13	9	2	1	5	-28		

Shooting By Period	
1 st FG%	13-31 41.9%
3PT%	1-9 11.1%
FT%	5-8 62.5%
2 nd FG%	7-29 24.1%
3PT%	1-11 9.1%
FT%	7-14 50%
GM FG%	20-60 33.3%
3PT%	2-20 10.0%
FT%	12-22 54.5%

Dead Ball Rebounds: 6, 0


	UCN	GON	Points from	UCN	GON	Period by Period Scoring			
Biggest lead	33 (2 nd 3:48)	1 (1 st 6:33)	Turnovers	9	8	1st	2nd	TOT	
Best Scoring Run	8 (2 nd 18:58)	5 (2 nd 1:50)	Paint	36	30	UCN	39	43	82
Lead Changes	4		Second Chance	12	9	GON	32	22	54
Times Tied	4		Fast Breaks	14	5				
Time with Lead	37:01	00:47	Bench	24	19				




2022-23 UConn Huskies



TRISTEN NEWTON
Sr. G 6-5 190
El Paso, Texas




JOEY CALCATERRA
Gr. G 6-3 180
Novato, Calif.



NAHIEM ALLEYNE
Sr. G 6-4 195
Buford, Ga..




HASSAN DIARRA
Jr. G 6-2 190
Queens, N.Y..



ALEX KARABAN
R-Fr. F 6-8 210
Southborough, Mass.




RICHIE SPRINGS
R-Jr. F 6-9 235
Brooklyn, N.Y.




ANDREW HURLEY
Jr. G 6-1 170
Glastonbury, Conn.




ADAMA SANOGO
Jr. F 6-9 245
Bamako, Mali



JORDAN HAWKINS
So. G 6-5 195
Gaithersburg, Md.



YARIN HASSON
Fr. F 6-9 180
Gan Yavne, Israel



DONOVAN CLINGAN
Fr. C 7-2 265
Bristol, Conn.



**APOSTOLOS
ROUMOGLOU**
Fr. G 6-7 205
Xanthi, Greece.



SAMSON JOHNSON
So. F 6-10 215
Lome, Togo



ANDRE JOHNSON JR.
Fr. G 6-4 160
Bristol, Conn.



EMMETT HENDRY
Fr. G 6-3 155
Brooklyn, N.Y.



ANDRE JACKSON JR.
Jr. G 6-6 210
Amsterdam, N.Y.



21 - Adama Sanogo

6-9 • 245 • Junior • Forward • Bamako, Mali (The Patrick School, Hillside, N.J.)

Career Highs

Points
30 vs. Auburn (N) (11/24/21)

Field Goals Made
13 (2x), last vs. Iona (NCAA) (3/17/23)

Field Goals Attempted
25 vs. Auburn (N) (11/24/21)

Three-Pt. Field Goals Made
3 at Creighton (2/11/23)

Three-Pt. Field Goals Attempted
7 at Creighton (2/11/23)

Free Throws Made
8 (2x), last at St. John's (MSG) (2/25/23)

Free Throws Attempted
11 vs. St. John's (GP) (1/12/22)

Rebounds
18 vs. St. John's (GP) (1/12/22)

Assists
4 (2x), last vs. Gonzaga (NCAA) (3/25/23)

Steals
3 vs. New Mexico State (3/17/22)

Blocks
6 (3x), last at Creighton (3/2/22)

Minutes
40 vs. St. John's (GP) (1/12/22)

Season Highs

Points
28 vs. Iona (NCAA) (3/17/23)

Field Goals Made
13 (2x), last vs. Iona (NCAA) (3/17/23)

Field Goals Attempted
21 at Butler (12/17/22)

Three-Pt. Field Goals Made
3 at Creighton (2/11/23)

Three-Pt. Field Goals Attempted
7 at Creighton (2/11/23)

Free Throws Made
8 (2x), last at St. John's (MSG) (2/25/23)

Free Throws Attempted
10 at St. John's (MSG) (2/25/23)

Rebounds
15 vs. Boston U. (GP) (11/11/22)

Assists
4 (2x), last vs. Gonzaga (NCAA) (3/25/23)

Steals
2 (5x), last vs. DePaul (XL) (3/1/23)

Blocks
3 vs. Providence (GP) (2/22/23)

Minutes
33 (2x), last at Creighton (2/11/23)

Player Notes

- Notched 11th career double-double and first of the season with 27 points, 15 rebounds against BU.
- Game-high 25 points, with 4 reb, 2 assists, 2 blocks in win over Alabama
- Scored 27 points, grabbed 14 rebounds for 12th career double-double in win at Butler
- A 26-point, 9-rebound effort in win over Creighton
- Fifth double-double of season, 15th of career, with 17 points, 10 rebounds at Creighton
- Had seventh 25-plus point game of the season with 26 vs. DePaul
- Sixth double-double of season, 16th of career with 19 points, 11 rebounds vs. Marquette-3/10/23
- Had season-high 28 points and 13 rebounds for 7th double-double of season vs. Iona
- Game-high 24 points and 9 rebounds in NCAA second-round game vs. Saint Mary's
- 18 pts, 8 reb vs. Arkansas; 10 pts 10 reb vs. Gonzaga

Career at UConn

- Named to 2020-21 BIG EAST All-Freshman Team.
- Named to 2021 BIG EAST All-Tournament Team.
- Named 1 of 5 finalists for 2022 Kareem Abdul-Jabbar Center of the Year Award.
- Named 2021-22 First Team All-BIG EAST.
- Named to 2021-22 USBWA All-District I Team.
- Named BIG EAST Player of Week twice, named to BIG EAST Weekly Honor Roll three times during 2021-22 season.
- Named 2022-23 BIG EAST Preseason Player of Year, watch lists for NABC Player of Year, Abdul-Jabbar Center of Year Award.
- Will serve as 2022-23 team co-captain with Andre Jackson Jr.
- Scored 1,000th career point on a three-pointer at Georgetown (2/7/23)
- Named 2022-23 First Team All-BIG EAST, second consecutive season
- Named BIG EAST Player of the Week twice in 2022-23
- Named to 2023 NCAA West Regional All-Tournament Team

Career Stats

SANOGO, Adama

SEASON	TEAM	Field Goals					3-Point		F-Throws		Rebounds				Scoring						
		GP-GS	MIN	AVG	FG-FGA	FG%	3FG-3FGA	3FG%	FT-FTA	FT%	OFF	DEF	TOT	AVG	PF-FO	A	TO	BLK	STL	PTS	AVG
2020-21	UConn	23-20	391	17.0	77-139	.554	0-0	.000	15-26	.577	35	75	110	4.8	65-2	13	31	21	9	169	7.3
2021-22	UConn	29-28	847	29.2	179-355	.504	0-1	.000	70-102	.686	105	151	256	8.8	85-2	29	68	55	25	428	14.8
2022-23	UConn	37-37	980	26.5	263-437	.602	17-49	.347	90-116	.776	93	186	279	7.5	101-2	47	72	29	27	633	17.1
TOTAL		89-85	2217	24.9	519-931	.557	17-50	.340	175-244	.717	233	412	645	7.2	251-6	89	171	105	61	1230	13.8

2022-23 Game By Game

#21 SANOGO, Adama

Opponent	Date	GS	MIN	Total			3-Pointers		Free throws		Rebounds				PF	A	TO	BLK	STL	PTS	AVG
				FG-FGA	PCT	3FG-3FGA	PCT	FT-FTA	PCT	OFF	DEF	TOT	AVG								
Stonehill	11/07/2022	*	19:26	8-11	.727	0-0	.000	3-4	.750	2	4	6	6.0	3	1	2	1	1	19	19.0	
Boston U.	11/11/2022	*	27:36	12-15	.800	2-3	.667	1-2	.500	4	11	15	10.5	2	2	3	1	1	27	23.0	
Buffalo	11/15/2022	*	21:34	4-11	.364	1-1	1.000	2-2	1.000	1	5	6	9.0	3	0	2	0	2	11	19.0	
UNCW	11/18/2022	*	26:53	8-12	.667	0-2	.000	8-8	1.000	0	5	5	8.0	1	1	0	0	0	24	20.3	
Delaware St.	11/20/2022	*	23:01	10-13	.769	1-1	1.000	5-6	.833	2	6	8	8.0	4	0	0	1	2	26	21.4	
vs Oregon	11/24/2022	*	23:01	5-7	.714	2-2	1.000	0-0	.000	2	4	6	7.7	4	1	2	1	1	12	19.8	
vs Alabama	11/25/2022	*	27:37	9-16	.563	1-4	.250	6-8	.750	1	3	4	7.1	3	2	3	2	0	25	20.6	
vs Iowa St.	11/27/2022	*	21:32	1-5	.200	0-1	.000	2-2	1.000	3	3	6	7.0	4	3	0	0	1	4	18.5	
Oklahoma St.	12/01/2022	*	32:31	7-14	.500	0-2	.000	6-8	.750	3	3	6	6.9	1	0	2	1	2	20	18.7	
at Florida	12/07/2022	*	19:30	8-13	.615	0-1	.000	1-2	.500	3	4	7	6.9	4	1	3	1	1	17	18.5	
LIU	12/10/2022	*	21:19	8-12	.667	0-2	.000	0-0	.000	0	4	4	6.6	0	2	2	1	1	16	18.3	
at Butler	12/17/2022	*	30:50	13-21	.619	1-1	1.000	0-1	.000	7	7	14	7.3	3	3	2	0	1	27	19.0	
Georgetown	12/20/2022	*	30:30	6-10	.600	1-1	1.000	1-2	.500	3	4	7	7.2	3	1	2	0	2	14	18.6	
Villanova	12/28/2022	*	24:50	3-6	.500	0-1	.000	1-2	.500	0	1	1	6.8	4	1	3	0	1	7	17.8	
at Xavier	12/31/2022	*	32:55	9-17	.529	0-1	.000	0-0	.000	2	4	6	6.7	2	1	2	0	0	18	17.8	
at Providence	01/04/2023	*	26:44	5-9	.556	0-0	.000	1-2	.500	3	4	7	6.8	2	1	1	1	1	11	17.4	
Creighton	01/07/2023	*	32:11	10-20	.500	2-5	.400	4-6	.667	0	9	9	6.9	3	1	1	1	0	26	17.9	
at Marquette	01/11/2023	*	18:49	5-7	.714	0-0	.000	0-1	.000	3	0	3	6.7	1	0	5	2	0	10	17.4	
St. John's (NY)	01/15/2023	*	29:55	6-9	.667	0-1	.000	2-2	1.000	2	8	10	6.8	4	3	2	0	1	14	17.3	
at Seton Hall	01/18/2023	*	28:28	6-14	.429	0-0	.000	4-4	1.000	1	4	5	6.8	5	0	3	0	0	16	17.2	
Butler	01/22/2023	*	23:25	6-12	.500	0-1	.000	5-6	.833	7	7	14	7.1	2	3	1	2	0	17	17.2	
Xavier	01/25/2023	*	33:11	4-7	.571	1-1	1.000	2-2	1.000	5	4	9	7.2	2	4	1	0	2	11	16.9	
at DePaul	01/31/2023	*	26:04	10-13	.769	0-0	.000	5-6	.833	1	8	9	7.3	5	0	0	1	0	25	17.3	
at Georgetown	02/04/2023	*	28:58	6-11	.545	1-1	1.000	2-3	.667	4	2	6	7.2	2	0	0	0	1	15	17.2	
Marquette	02/07/2023	*	29:51	8-14	.571	0-1	.000	2-4	.500	3	4	7	7.2	4	3	2	0	1	18	17.2	
at Creighton	02/11/2023	*	32:48	7-17	.412	3-7	.429	0-0	.000	3	7	10	7.3	2	2	1	0	1	17	17.2	
Seton Hall	02/18/2023	*	24:22	3-5	.600	0-1	.000	2-2	1.000	0	6	6	7.3	4	0	3	2	0	8	16.9	
Providence	02/22/2023	*	27:39	7-9	.778	0-1	.000	2-2	1.000	4	1	5	7.2	3	2	3	3	1	16	16.8	
at St. John's (NY)	02/25/2023	*	26:08	5-9	.556	0-1	.000	8-10	.800	3	6	9	7.2	3	1	2	1	0	18	16.9	
DePaul	03/01/2023	*	22:33	11-14	.786	1-2	.500	3-3	1.000	2	3	5	7.2	3	0	1	1	2	26	17.2	
at Villanova	03/04/2023	*	26:26	4-12	.333	0-2	.000	1-1	1.000	2	7	9	7.2	4	0	3	0	1	9	16.9	
vs Providence	03/09/2023	*	27:03	5-5	1.000	0-0	.000	0-0	.000	1	4	5	7.2	3	2	5	1	0	10	16.7	
vs Marquette	03/10/2023	*	30:19	8-12	.667	0-1	.000	3-4	.750	5	6	11	7.3	2	1	2	0	0	19	16.8	
vs Iona	03/17/2023	*	24:39	13-17	.765	0-0	.000	2-3	.667	6	7	13	7.4	0	2	2	1	0	28	17.1	
vs Saint Mary's (CA)	03/19/2023	*	27:02	11-16	.688	0-0	.000	2-2	1.000	2	6	8	7.5	2	0	2	1	0	24	17.3	
vs Arkansas	03/23/2023	*	24:22	9-11	.818	0-0	.000	0-2	.000	2	6	8	7.5	2	1	3	2	0	18	17.3	
vs Gonzaga	03/25/2023	*	25:37	3-11	.273	0-1	.000	4-4	1.000	1	9	10	7.5	2	4	1	1	0	10	17.1	
Totals			37	979:39	263-437	.602	17-49	.347	90-116	.776	93	186	279	7.5	101	47	72	29	27	633	17.1



44 - Andre Jackson

6-6 • 210 • Junior • Guard • Amsterdam, N. Y. (Albany Academy)

Player Notes

- Fractured pinky finger on right hand has kept him out of season's first three games
- Had double-double with 10 points, 13 rebounds in win over Iowa State
- Made first start of the season vs. Oklahoma St. and had 11 pts, 7 reb, 6 asst., 3 steals
- Had near triple-double vs. Xavier with 14 points, 10 rebounds, 8 assists
- Third double-double of season with career-high 15 points, 10 rebounds vs. Seton Hall
- Equaled career-high with 15 points, added 5 rebounds, 3 steals vs. St. John's
- Had career-high 10 assists vs., Gonzaga in NCAA West Regional final

Career at UConn

- Hit 9 Of 10 free throws during 2020-21 season.
- Started every game for Huskies in 2021-22, except for Senior Night.
- Led 2021-22 team in steals (1.2) and defensive rebounds (5.5).
- Named 2022-23 team co-captain with Adama Sanogo
- Named to BIG EAST Weekly Honor Roll three times in 2022-23

Career Highs

Points
15 (2x), last at St. John's (MSG) (2/25/23)

Field Goals Made
5 (4x), last at St. John's (MSG) (2/25/23)

Field Goals Attempted
14 at Xavier (12/31/22)

Three-Pt. Field Goals Made
4 at Xavier (12/31/22)

Three-Pt. Field Goals Attempted
12 at Xavier (12/31/22)

Free Throws Made
5 (3x), last vs. Seton Hall (GP) (2/18/23)

Free Throws Attempted
7 vs. Seton Hall (GP) (2/18/23)

Rebounds
16 at St. John's (2/13/22)

Assists
10 vs. Gonzaga (NCAA) (3/25/23)

Steals
4 at Xavier (2/11/22)

Blocks
3 vs. LIU (GP) (11/17/21)

Minutes
38 at St. John's (MSG) (2/25/23)

Season Highs

Points
15 (2x), last at St. John's (MSG) (2/25/23)

Field Goals Made
5 (3x), last at St. John's (MSG) (2/25/23)

Field Goals Attempted
14 at Xavier (12/31/22)

Three-Pt. Field Goals Made
4 at Xavier (12/31/22)

Three-Pt. Field Goals Attempted
12 at Xavier (12/31/22)

Free Throws Made
5 vs. Seton Hall (GP) (2/18/23)

Free Throws Attempted
7 vs. Seton Hall (GP) (2/18/23)

Rebounds
13 vs. Iowa St. (N) (11/27/22)

Assists
10 vs. Gonzaga (NCAA) (3/25/23)

Steals
3 (3x), last vs. Arkansas (NCAA) (3/23/23)

Blocks
2 (4x), last at St. John's (MSG) (2/25/23)

Minutes
38 at St. John's (MSG) (2/25/23)

Career Stats

JACKSON JR., Andre

SEASON	TEAM	GP-GS	MIN/AVG	Field Goals		3-Point		F-Throws		Rebounds				PF-FO				Scoring		
				FG-FGA	FG%	3FG-3FGA	3FG%	FT-FTA	FT%	OFF	DEF	TOT	AVG	PF	FO	A	TO	BLK	STL	PTS
2020-21	UConn	16-2	256/16.0	16-39	.410	2-17	.118	9-10	.900	10	36	46	2.9	44-1	25	19	4	7	43	2.7
2021-22	UConn	33-32	962/29.2	78-183	.426	22-61	.361	45-63	.714	44	181	225	6.8	82-5	102	66	20	38	223	6.8
2022-23	UConn	34-29	991/29.2	88-206	.427	25-88	.284	30-46	.652	67	151	218	6.4	95-5	159	67	18	35	231	6.8
TOTAL		83-63	2209/26.6	182-428	.425	49-166	.295	84-119	.706	121	368	489	5.9	221-11	286	152	42	80	497	6.0

2022-23 Game By Game

., Andre

Date	GS	MIN	Total		3-Pointers		Free throws		Rebounds				PF				PTS		AVG	
			FG-FGA	PCT	3FG-3FGA	PCT	FT-FTA	PCT	OFF	DEF	TOT	AVG	PF	A	TO	BLK	STL	PTS		
/18/2022		19:30	1-2	.500	0-0	.000	0-0	.000	1	2	3	3.0	3	5	0	2	1	2	2.0	
/20/2022		12:49	1-2	.500	1-2	.500	0-0	.000	0	1	1	2.0	5	4	2	0	1	3	2.5	
/24/2022		23:33	0-3	.000	0-2	.000	0-2	.000	0	4	4	2.7	4	5	5	0	2	0	1.7	
/25/2022		26:35	2-8	.250	0-4	.000	0-0	.000	3	4	7	3.8	3	1	2	1	0	4	2.3	
/27/2022		32:32	3-8	.375	1-3	.333	3-4	.750	3	10	13	5.6	0	5	1	1	2	10	3.8	
/01/2022 *		30:32	4-7	.571	1-3	.333	2-2	1.000	2	5	7	5.8	3	6	0	0	3	11	5.0	
/07/2022 *		34:47	2-5	.400	2-5	.400	2-2	1.000	0	8	8	6.1	2	4	0	2	2	8	5.4	
/10/2022 *		23:47	3-3	1.000	0-0	.000	2-2	1.000	0	3	3	5.8	2	7	0	2	1	8	5.8	
/17/2022 *		30:50	1-5	.200	1-3	.333	0-0	.000	2	4	6	5.8	4	6	3	1	0	3	5.4	
/20/2022 *		33:05	3-5	.600	1-2	.500	0-0	.000	1	7	8	6.0	3	8	2	0	2	7	5.6	
/28/2022 *		30:06	3-11	.273	2-6	.333	2-2	1.000	2	4	6	6.0	3	2	3	1	3	10	6.0	
/31/2022 *		37:00	5-14	.357	4-12	.333	0-2	.000	4	6	10	6.3	1	8	1	0	2	14	6.7	
/04/2023 *		21:27	1-7	.143	0-3	.000	1-1	1.000	1	2	3	6.1	4	4	1	0	1	3	6.4	
/07/2023 *		33:10	2-5	.400	1-3	.333	2-2	1.000	3	6	9	6.3	3	2	0	0	0	7	6.4	
/11/2023 *		37:08	4-7	.571	1-3	.333	0-0	.000	2	2	4	6.1	3	6	3	1	1	9	6.6	
/15/2023 *		19:53	0-2	.000	0-0	.000	2-4	.500	1	5	6	6.1	5	1	2	0	1	2	6.3	
/18/2023 *		31:23	2-4	.500	1-1	1.000	0-0	.000	4	6	10	6.4	2	4	3	0	0	5	6.2	
/22/2023 *		25:29	1-3	.333	0-0	.000	0-0	.000	1	3	4	6.2	2	4	0	1	1	2	6.0	
/25/2023 *		25:41	3-12	.250	0-3	.000	0-0	.000	2	0	2	6.0	3	2	1	0	1	6	6.0	
/31/2023 *		26:06	1-4	.250	0-1	.000	0-0	.000	2	6	8	6.1	5	4	5	0	1	2	5.8	
/04/2023 *		29:59	3-7	.429	1-1	1.000	0-0	.000	3	7	10	6.3	4	7	2	0	0	7	5.9	
/07/2023 *		23:19	2-5	.400	0-1	.000	1-2	.500	3	1	4	6.2	5	1	3	1	0	5	5.8	
/11/2023 *		28:01	3-11	.273	0-4	.000	0-0	.000	3	3	6	6.2	2	0	3	0	1	6	5.8	
/18/2023 *		34:38	5-10	.500	0-4	.000	5-7	.714	4	6	10	6.3	1	3	2	1	1	15	6.2	
/22/2023 *		33:31	2-3	.667	0-0	.000	0-0	.000	3	3	6	6.3	1	4	1	0	1	4	6.1	
/25/2023 *		38:09	5-6	.833	1-2	.500	4-5	.800	1	4	5	6.3	2	3	3	2	0	15	6.5	
/01/2023 *		30:00	3-4	.750	1-2	.500	4-6	.667	1	7	8	6.3	2	9	3	0	0	11	6.6	
/04/2023 *		35:33	4-5	.800	2-3	.667	0-0	.000	3	4	7	6.4	2	5	3	2	0	10	6.8	
/09/2023 *		36:36	4-7	.571	1-4	.250	0-1	.000	2	9	11	6.5	2	6	4	0	3	9	6.8	
/10/2023 *		14:31	1-2	.500	0-1	.000	0-2	.000	0	1	1	6.3	5	2	1	0	0	2	6.7	
/17/2023 *		33:31	4-9	.444	2-5	.400	0-0	.000	2	3	5	6.3	2	7	2	0	1	10	6.8	
/19/2023 *		34:33	3-6	.500	0-2	.000	0-0	.000	0	6	6	6.3	2	7	1	0	0	6	6.8	
/23/2023 *		32:24	3-5	.600	1-1	1.000	0-0	.000	2	6	8	6.3	3	7	3	0	3	7	6.8	
/25/2023 *		31:16	4-9	.444	0-2	.000	0-0	.000	6	3	9	6.4	2	10	0	0	0	8	6.8	
TOTAL		29	991:23	88-206	.427	25-88	.284	30-46	.652	67	151	218	6.4	95	159	67	18	35	231	6.8

Points/game	FG Pct	3FG Pct	FT Pct	Rebounds/game	Assists/game	Turnovers/game	Assist/Turnover ratio	Steals/game	Blocks/game
6.8	42.7	28.4	65.2	6.4	4.7	2.0	2.4	1.0	0.5



3 - Joey Calcaterra

6-3 • 180 • Grad • Guard • Novato, Calif. (University of San Diego)

Player Notes

- Played 21 minutes off the bench in UConn debut, scoring 7 points, including two 3-pointers vs. Stonehill
- Scored season-high 15 points, including 3 three-pointers, in win over Buffalo
- Had season-high 5 rebounds vs. UNCW
- Had season-high 6 assists and equaled season-high 5 rebounds vs. Delaware St.
- Third straight double-figure scoring game against Alabama
- Had 14 points in 18 minutes vs. Gtown
- Equaled season high with 15 points against St. John's at MSG
- Had 3 three-pointers, 3 assists, 3 steals vs. DePaul

Career at UConn

- Comes to UConn after a four-year career at University of San Diego
- Scored 1,000th career point with 5 points vs. Butler on 1/22/23

Career Highs

Points
23 at Santa Clara (2/18/21)

Field Goals Made
9 at Santa Clara (2/18/21)

Field Goals Attempted
17 vs. Hofstra (11/27/19)

Three-Pt. Field Goals Made
4 (4x), last at UCLA (12/9/20)

Three-Pt. Field Goals Attempted
10 vs. LMU (1/2/20)

Free Throws Made
9 vs. Fresno State (11/12/19)

Free Throws Attempted
9 (2x), last vs. Fresno State (11/12/19)

Rebounds
8 vs. UIC (11/26/21)

Assists
6 (2x), last vs. Delaware St. (XL) (11/20/22)

Steals
4 vs. UC Irvine (11/5/19)

Blocks
2 (3x), last at Cal Poly (12/16/20)

Minutes
43.5 vs. Fresno State (11/12/19)

Season Highs

Points
15 (2x), last at St. John's (MSG) (2/25/23)

Field Goals Made
6 (2x), las vs. Georgetown (GP) (12/20/22)

Field Goals Attempted
11 vs. Georgetown (GP) (12/20/22)

Three-Pt. Field Goals Made
3 (5x), last vs. DePaul (XL) (3/1/23)

Three-Pt. Field Goals Attempted
7 vs. Marquette (MSG) (3/10/23)

Free Throws Made
4 at St. John's (MSG) (2/25/23)

Free Throws Attempted
4 (2x), last at St. John's (MSG) (2/25/23)

Rebounds
5 (2x), last vs. Delaware St. (XL) (11/20/22)

Assists
6 vs. Delaware St. (XL) (11/20/22)

Steals
3 vs. DePaul (XL) (3/1/23)

Blocks
1 vs. Iowa St. (N) (11/17/22)

Minutes
31 vs. Buffalo (XL), (11/15/22)

Career Stats

CALCATERRA, Joey

SEASON	TEAM	GP-GS	MIN/AVG	Field Goals			3-Point		F-Throws		Rebounds				Scoring					
				FG-FGA	FG%	3FG-3FGA	3FG%	FT-FTA	FT%	OFF	DEF	TOT	AVG	PF-FO	A	TO	BLK	STL	PTS	AVG
2018-19	SD	32-5	398/12.4	33-86	.384	10-32	.313	14-19	.737	1	28	29	0.9	29-0	24	16	5	9	90	2.8
2019-20	SD	32-32	901/28.1	123-320	.384	52-142	.366	67-82	.817	6	83	89	2.8	56-0	59	49	4	26	365	11.4
2020-21	SD	12-10	357/29.7	57-136	.419	20-53	.377	26-30	.867	1	36	37	3.1	17-0	22	22	4	12	160	13.3
2021-22	SD	29-23	777/26.8	90-232	.388	33-95	.347	34-39	.872	7	75	82	2.8	47-0	39	50	2	20	247	8.5
2022-23	UConn	36-0	519/14.4	69-165	.418	47-107	.439	23-26	.885	15	48	63	1.8	36-1	44	28	2	20	208	5.8
TOTAL FOR UConn		36-0	519/14.4	69-165	.418	47-107	.439	23-26	.885	15	48	63	1.8	36-1	44	28	2	20	208	5.8
TOTAL		141-70	2951/20.9	372-939	.396	162-429	.378	164-196	.837	30	270	300	2.1	185-1	188	165	17	87	1070	7.6

2022-23 Game By Game

#3 CALCATERRA, Joey

Opponent	Date	GS	MIN	Total			3-Pointers		Free throws		Rebounds				PF	A	TO	BLK	STL	PTS	AVG	
				FG-FGA	PCT	3FG-3FGA	PCT	FT-FTA	PCT	OFF	DEF	TOT	AVG									
Stonehill	11/07/2022		21:12	2-4	.500	2-3	.667	1-2	.500	1	2	3	3.0	1	0	2	0	1	7	7.0		
Boston U.	11/11/2022		22:18	1-3	.333	1-3	.333	1-2	.500	0	4	4	3.5	1	1	3	0	2	4	5.5		
Buffalo	11/15/2022		31:18	6-9	.667	3-5	.600	0-0	.000	2	0	2	3.0	0	1	2	0	2	15	8.7		
UNCW	11/18/2022		18:07	2-3	.667	0-1	.000	2-2	1.000	0	5	5	3.5	2	2	1	0	0	6	8.0		
Delaware St.	11/20/2022		20:03	4-6	.667	3-5	.600	0-0	.000	1	4	5	3.8	1	6	3	0	1	11	8.6		
vs Oregon	11/24/2022		20:30	4-5	.800	3-4	.750	0-0	.000	0	1	1	3.3	1	4	0	0	1	11	9.0		
vs Alabama	11/25/2022		18:13	3-4	.750	2-2	1.000	2-2	1.000	0	1	1	3.0	2	0	1	0	1	10	9.1		
vs Iowa St.	11/27/2022		24:25	2-5	.400	1-4	.250	3-3	1.000	1	2	3	3.0	0	1	0	1	0	8	9.0		
Oklahoma St.	12/01/2022		10:40	2-6	.333	2-2	1.000	3-4	.750	0	0	0	2.7	1	1	0	0	0	9	9.0		
at Florida	12/07/2022		17:56	4-7	.571	1-2	.500	2-2	1.000	1	2	3	2.7	1	2	0	0	1	11	9.2		
LIU	12/10/2022		18:18	3-7	.429	3-6	.500	0-0	.000	1	2	3	2.7	3	3	1	0	0	9	9.2		
at Butler	12/17/2022		11:58	1-5	.200	1-3	.333	0-0	.000	2	2	4	2.8	0	3	0	0	0	3	8.7		
Georgetown	12/20/2022		17:44	6-11	.545	1-4	.250	1-1	1.000	0	1	1	2.7	1	1	0	0	1	14	9.1		
Villanova	12/28/2022		07:03	0-2	.000	0-1	.000	0-0	.000	0	2	2	2.6	0	0	0	0	0	0	8.4		
at Xavier	12/31/2022		11:03	1-2	.500	1-2	.500	0-0	.000	0	0	0	2.5	3	1	1	0	0	3	8.1		
at Providence	01/04/2023		09:37	0-5	.000	0-4	.000	0-0	.000	1	0	1	2.4	1	0	0	0	0	0	7.6		
Creighton	01/07/2023		08:59	0-3	.000	0-2	.000	0-0	.000	0	1	1	2.3	0	0	0	0	2	0	7.1		
at Marquette	01/11/2023		14:45	1-6	.167	1-4	.250	0-0	.000	0	0	0	2.2	0	2	0	1	1	3	6.9		
St. John's (NY)	01/15/2023		13:38	2-8	.250	2-4	.500	0-0	.000	3	1	4	2.3	5	1	1	0	0	6	6.8		
at Seton Hall	01/18/2023		10:52	1-3	.333	1-2	.500	0-0	.000	0	2	2	2.3	2	2	1	0	0	3	6.7		
Butler	01/22/2023		15:00	2-6	.333	1-3	.333	0-0	.000	0	1	1	2.2	0	2	2	0	0	5	6.6		
Xavier	01/25/2023		05:35	0-3	.000	0-3	.000	0-0	.000	0	0	0	2.1	0	0	0	0	0	0	6.3		
at DePaul	01/31/2023		02:34	0-0	.000	0-0	.000	0-0	.000	0	0	0	2.0	1	1	1	0	0	0	6.0		
at Georgetown	02/04/2023		09:48	1-1	1.000	1-1	1.000	0-0	.000	1	0	1	2.0	0	1	0	0	0	3	5.9		
Marquette	02/07/2023		09:43	1-3	.333	0-0	.000	0-0	.000	0	1	1	1.9	2	1	0	0	1	2	5.7		
at Creighton	02/11/2023		04:04	0-2	.000	0-1	.000	0-0	.000	0	1	1	1.9	0	0	1	0	0	0	5.5		
Providence	02/22/2023		05:31	1-2	.500	1-1	1.000	0-0	.000	0	1	1	1.9	0	0	0	0	0	3	5.4		
at St. John's (NY)	02/25/2023		17:25	4-6	.667	3-4	.750	4-4	1.000	0	0	0	1.8	3	0	0	0	1	15	5.8		
DePaul	03/01/2023		18:56	3-5	.600	3-5	.600	0-0	.000	0	2	2	1.8	0	3	3	0	3	9	5.9		
at Villanova	03/04/2023		11:06	0-0	.000	0-0	.000	0-0	.000	0	1	1	1.8	1	1	2	0	0	0	5.7		
vs Providence	03/09/2023		16:43	2-4	.500	2-4	.500	0-0	.000	0	2	2	1.8	0	2	2	0	0	6	5.7		
vs Marquette	03/10/2023		19:54	3-8	.375	2-7	.286	0-0	.000	1	1	2	1.8	0	0	1	0	0	8	5.8		
vs Iona	03/17/2023		12:35	2-4	.500	2-3	.667	0-0	.000	0	1	1	1.8	1	2	0	0	0	0	5.8		
vs Saint Mary's (CA)	03/19/2023		15:60	1-4	.250	1-4	.250	2-2	1.000	0	1	1	1.7	2	0	0	0	0	5	5.7		
vs Arkansas	03/23/2023		11:41	1-6	.167	1-3	.333	2-2	1.000	0	1	1	1.7	0	0	0	0	0	5	5.7		
vs Gonzaga	03/25/2023		13:26	3-7	.429	2-5	.400	0-0	.000	0	3	3	1.8	1	0	0	0	2	8	5.8		
Totals				0	518:39	69-165	.418	47-107	.439	23-26	.885	15	48	63	1.8	36	44	28	2	20	208	5.8

Player Averages

Games Played	Minutes/game	Points/game	FG Pct	3FG Pct	FT Pct	Rebounds/game	Assists/game	Turnovers/game	Assist/Turnover ratio	Steals/game	Blocks/game
36	14.4	5.8	41.8	43.9	88.5	1.8	1.2	0.8	1.6	0.6	0.1



4 - Nahiem Alleyne

6-4 • 195 • Senior • Guard • Buford, Ga. (Virginia Tech)

Career Highs

Points
28 vs. Florida (N) (3/19/21)

Field Goals Made
8 (2x), last vs. Notre Dame (1/15/22)

Field Goals Attempted
18 vs. Florida (N) (3/19/21)

Three-Pt. Field Goals Made
5 (4x), last at Clemson (3/5/22)

Three-Pt. Field Goals Attempted
10 (3x), last at Clemson (3/5/22)

Free Throws Made
10 vs. Memphis (11/24/21)

Free Throws Attempted
11 (2x), last vs. Memphis (11/24/21)

Rebounds
9 at Notre Dame (1/27/21)

Assists
5 (2x), last vs. Wake Forest (2/27/21)

Steals
4 (2x), last vs. Stonehill (XL) (11/7/22)

Blocks
2 vs. Delaware State (11/20/19)

Minutes
39 (2x), last vs. Clemson (N) (3/9/22)

Season Highs

Points
13 vs. Marquette (XL) (2/7/23)

Field Goals Made
4 (7x), last vs. Marquette (MSG) (3/10/23)

Field Goals Attempted
11 (2x), last vs. Buffalo (XL) (11/15/22)

Three-Pt. Field Goals Made
3 (4x), last vs. Providence (GP) (2/22/23)

Three-Pt. Field Goals Attempted
7 vs. Buffalo (XL) (11/15/22)

Free Throws Made
4 vs. Gonzaga (NCAA) (3/25/23)

Free Throws Attempted
4 vs. Gonzaga (NCAA) (3/25/23)

Rebounds
3 (4x), last at Georgetown (2/4/23)

Assists
4 vs. Delaware St. (XL) (11/20/22)

Steals
4 vs. Stonehill (XL) (11/7/22)

Blocks
1 (2x), last at St. John's (MSG) (2/25/23)

Minutes
38.5 vs. Buffalo (XL) (11/15/22)

Player Notes

- Made first start at UConn in season opener, played a team-high 30:49, with 8 points and 4 steals vs. Stonehill.
- Had first double-figure game at UConn with 11 vs. Boston Uuniversity.
- Played season-high 38:33 and scored season-high 12 against Buffalo
- Season-high 4 assists vs. Delaware St.
- Had third double-figure game with 11 against LIU
- Came off the bench to score season-high 13 vs. Marquette
- Sixth double-figure game vs. Gonzaga

Career at UConn

- Comes to UConn with two seasons of eligibility after three-year career at Virginia Tech.

Career Stats

ALLEYNE, Nahiem

SEASON	TEAM	GP-GS		Field Goals		3-Point		F-Throws		Rebounds				Scoring												
		GP	GS	FG-FGA	FG%	3FG-3FGA	3FG%	FT-FTA	FT%	OFF	DEF	TOT	AVG	PF-FO	A	TO	BLK	STL	PTS	AVG						
2019-20	VT	32	27	832	26.0	92	237	.388	49	126	.389	48	63	.762	6	69	75	2.3	51	1	46	27	6	12	281	8.8
2020-21	VT	22	21	623	28.3	78	199	.392	42	103	.408	46	57	.807	4	54	58	2.6	47	0	37	33	2	15	244	11.1
2021-22	VT	36	36	1121	31.1	116	305	.380	62	166	.373	52	61	.852	4	97	101	2.8	53	0	53	41	1	24	346	9.6
2022-23	UConn	37	8	660	17.9	65	178	.365	32	97	.330	25	29	.862	11	30	41	1.1	55	0	30	24	2	18	187	5.1
TOTAL FOR UConn		37	8	660	17.9	65	178	.365	32	97	.330	25	29	.862	11	30	41	1.1	55	0	30	24	2	18	187	5.1
TOTAL		127	92	3236	25.5	351	919	.382	185	492	.376	171	210	.814	25	250	275	2.2	206	1	166	125	11	69	1058	8.3

2022-23 Game By Game

Opponent	Date	GS	MIN	Total		3-Pointers		Free throws		Rebounds				PF	A	TO	BLK	STL	PTS	AVG	
				FG-FGA	PCT	3FG-3FGA	PCT	FT-FTA	PCT	OFF	DEF	TOT	AVG								
Stonehill	11/07/2022	*	30:49	4-11	.364	0-4	.000	0-0	.000	0	0	0	0.0	1	0	2	0	4	8	8.0	
Boston U.	11/11/2022	*	31:50	4-9	.444	3-6	.500	0-0	.000	0	0	0	0.0	2	0	1	0	0	11	9.5	
Buffalo	11/15/2022	*	38:33	4-11	.364	1-7	.143	3-3	1.000	2	1	3	1.0	2	2	1	0	0	12	10.3	
UNCW	11/18/2022	*	24:04	3-7	.429	2-4	.500	0-0	.000	0	1	1	1.0	4	1	1	0	0	8	9.8	
Delaware St.	11/20/2022	*	28:35	3-5	.600	1-2	.500	2-2	1.000	1	1	2	1.2	3	4	0	0	0	9	9.6	
vs Oregon	11/24/2022	*	13:43	2-5	.400	0-2	.000	0-0	.000	2	0	2	1.3	4	2	0	0	0	4	8.7	
vs Alabama	11/25/2022	*	12:58	0-5	.000	0-3	.000	0-0	.000	0	3	3	1.6	2	0	0	0	0	0	7.4	
vs Iowa St.	11/27/2022	*	17:49	1-3	.333	0-1	.000	0-0	.000	0	3	3	1.8	1	2	3	0	1	2	6.8	
Oklahoma St.	12/01/2022		09:53	0-2	.000	0-1	.000	0-0	.000	1	1	2	1.8	1	1	0	0	0	0	6.0	
at Florida	12/07/2022		15:27	0-2	.000	0-0	.000	0-0	.000	0	1	1	1.7	0	0	0	0	2	0	5.4	
LIU	12/10/2022		21:22	4-6	.667	2-3	.667	1-2	.500	0	0	0	1.5	2	1	2	0	1	11	5.9	
at Butler	12/17/2022		21:51	3-8	.375	3-5	.600	0-0	.000	0	2	2	1.6	1	1	0	0	0	9	6.2	
Georgetown	12/20/2022		14:46	0-2	.000	0-2	.000	2-2	1.000	0	1	1	1.5	1	0	0	0	0	2	5.8	
Villanova	12/28/2022		16:16	1-2	.500	0-1	.000	0-0	.000	0	0	0	1.4	1	1	0	0	0	2	5.6	
at Xavier	12/31/2022		14:09	2-5	.400	2-4	.500	0-0	.000	0	0	0	1.3	1	0	2	0	0	6	5.6	
at Providence	01/04/2023		11:18	1-3	.333	0-0	.000	0-0	.000	0	0	0	1.3	2	0	0	0	1	2	5.4	
Creighton	01/07/2023		10:34	0-3	.000	0-1	.000	0-0	.000	0	0	0	1.2	2	0	0	0	0	0	5.1	
at Marquette	01/11/2023		09:52	0-1	.000	0-1	.000	0-0	.000	1	0	1	1.2	2	3	0	0	0	0	4.8	
St. John's (NY)	01/15/2023		14:07	0-4	.000	0-4	.000	1-2	.500	0	2	2	1.2	2	0	1	0	0	1	4.6	
at Seton Hall	01/18/2023		07:19	0-2	.000	0-1	.000	0-0	.000	0	0	0	1.2	0	1	0	0	0	0	4.4	
Butler	01/22/2023		11:33	1-3	.333	0-0	.000	0-0	.000	1	2	3	1.2	2	2	1	0	1	2	4.2	
Xavier	01/25/2023		13:28	1-3	.333	1-3	.333	1-2	.500	0	2	2	1.3	1	1	0	0	0	4	4.2	
at DePaul	01/31/2023		22:59	2-7	.286	1-4	.250	0-0	.000	0	0	0	1.2	3	1	1	0	0	5	4.3	
at Georgetown	02/04/2023		16:09	1-4	.250	1-2	.500	0-0	.000	1	2	3	1.3	2	0	1	0	0	3	4.2	
Marquette	02/07/2023		19:48	4-9	.444	3-6	.500	2-3	.667	0	0	0	1.2	0	0	1	0	0	13	4.6	
at Creighton	02/11/2023		23:58	1-6	.167	0-3	.000	3-3	1.000	0	2	2	1.3	1	0	1	1	0	5	4.6	
Seton Hall	02/18/2023		17:18	0-2	.000	0-1	.000	0-0	.000	0	0	0	1.2	1	0	0	0	1	0	4.4	
Providence	02/22/2023		17:26	3-4	.750	3-3	1.000	0-0	.000	1	1	2	1.3	1	0	1	0	1	9	4.6	
at St. John's (NY)	02/25/2023		19:14	3-6	.500	0-3	.000	2-2	1.000	1	1	2	1.3	2	1	0	1	1	8	4.7	
DePaul	03/01/2023		15:13	2-4	.500	0-0	.000	0-0	.000	0	0	0	1.2	0	2	0	0	0	4	4.7	
at Villanova	03/04/2023		12:27	1-5	.200	0-3	.000	1-1	1.000	0	2	2	1.3	1	1	0	0	0	3	4.6	
vs Providence	03/09/2023		12:09	2-4	.500	1-2	.500	0-0	.000	0	0	0	1.2	0	0	1	0	0	5	4.6	
vs Marquette	03/10/2023		22:13	4-8	.500	2-4	.500	0-0	.000	0	0	0	1.2	0	1	1	0	2	10	4.8	
vs Iona	03/17/2023		14:48	2-5	.400	2-3	.667	2-2	1.000	0	0	0	1.1	1	1	0	0	1	8	4.9	
vs Saint Mary's (CA)	03/19/2023		21:32	1-3	.333	1-3	.333	0-0	.000	0	1	1	1.1	2	0	1	0	0	3	4.8	
vs Arkansas	03/23/2023		18:34	2-4	.500	2-3	.667	4-4	1.000	0	1	1	1.1	1	2	0	0	1	10	5.0	
vs Gonzaga	03/25/2023		16:24	3-5	.600	1-2	.500	1-1	1.000	0	0	0	1.1	3	0	1	0	1	8	5.1	
Totals			8	660:27	65-178	.365	32-97	.330	25-29	.862	11	30	41	1.1	55	30	24	2	18	187	5.1

Player Averages

Games Played	Minutes/game	Points/game	FG Pct	3FG Pct	FT Pct	Rebounds/game	Assists/game	Turnovers/game	Assist/Turnover ratio	Steals/game	Blocks/game
37	17.9	5.1	36.5	33.0	86.2	1.1	0.8	0.6	1.3	0.5	0.1



2- Tristen Newton

6-5 • 190 • Senior • Guard • El Paso, Texas (East Carolina University)

Career Highs

Points
32 vs. Tulane (1/5/22)

Field Goals Made
11 vs. Tulane (1/5/22)

Field Goals Attempted
19 (2x), UCF (1/18/22)

Three-Pt. Field Goals Made
5 (4x), last vs. Oregon (N) (11/24/22)

Three-Pt. Field Goals Attempted
10 vs. UCF (1/18/22)

Free Throws Made
14 vs. Buffalo (XL) (11/15/22)

Free Throws Attempted
17 vs. Buffalo (XL) (11/15/22)

Rebounds
13 at Memphis (2/19/20)

Assists
12 vs. Marquette (XL) (2/7/23)

Steals
4 (3x), last vs. Alabama (N) (11/25/22)

Blocks
2 vs. Creighton (GP) (1/7/23)

Minutes
40 at Memphis (1/27/22)

Season Highs

Points
23 (2x), last vs. Xavier (GP) (1/25/23)

Field Goals Made
7 vs. Oregon (N) (11/24/22)

Field Goals Attempted
14 vs. Buffalo (XL) (11/15/22)

Three-Pt. Field Goals Made
5 vs. Oregon (N) (11/24/22)

Three-Pt. Field Goals Attempted
6 (2x), last vs. Marquette (MSG) (3/10/23)

Free Throws Made
14 vs. Buffalo (XL) (11/15/22)

Free Throws Attempted
17 vs. Buffalo (XL) (11/15/22)

Rebounds
10 (2x), last vs. Marquette (XL) (2/7/23)

Assists
12 vs. Marquette (XL) (2/7/23)

Steals
4 (2x), last vs. Alabama (N) (11/25/22)

Blocks
2 vs. Creighton (GP) (1/7/23)

Minutes
36 vs. Buffalo (XL) (11/15/22)

Player Notes

- Started in UConn debut, playing 21 minutes, hitting 9 free throws, grabbed 6 rebounds, and handed out 3 assists in win over Stonehill.
- Recorded the 12th triple-double in UConn history with 22 points, 10 rebounds, 11 assists vs. Buffalo
- Season-high 23 points, with season-high 5 three-pointers, and 6 assists vs. Oregon
- Had 17 points, 7 assists in win over Georgetown
- Equaled season-high with 23 points, with 4 assists, vs. Xavier
- Had second straight 20-point game (21) with 3 assists and 3 steals at DePaul
- Had second triple-double of season (12-10-12) vs. Marquette
- Had 16 points, 4 rebounds, 7 assists in BE tourney vs. Providence

Career at UConn

- Comes to UConn with two years of eligibility remaining after a three-year career at East Carolina.
- Only UConn player to ever have 2 triple-doubles in same season
- Named to BIG EAST Weekly Honor Roll on Nov. 28

Career Stats

NEWTON, Tristen

SEASON	TEAM	GP-GS		Field Goals		3-Point		F-Throws		Rebounds				PF-FO		TO		BLK		STL		PTS		AVG	
				FG-FGA	FG%	3FG-3FGA	3FG%	FT-FTA	FT%	OFF	DEF	TOT	AVG	A											
2019-20	ECU	31-19	928/29.9	103-264	.390	33-102	.324	101-126	.802	16	123	139	4.5	62-1	114	59	10	37	340	11.0					
2020-21	ECU	17-16	533/31.3	49-141	.348	16-61	.262	34-38	.895	18	55	73	4.3	33-0	72	38	5	21	148	8.7					
2021-22	ECU	30-30	1040/34.7	165-379	.435	48-144	.333	152-173	.879	25	119	144	4.8	71-1	151	104	9	43	530	17.7					
2022-23	UConn	37-36	1057/28.6	100-267	.375	43-117	.368	123-153	.804	42	118	160	4.3	76-0	173	85	10	40	366	9.9					
TOTAL FOR UConn		37-36	1057/28.6	100-267	.375	43-117	.368	123-153	.804	42	118	160	4.3	76-0	173	85	10	40	366	9.9					
TOTAL		115-101	3558/30.9	417-1051	.397	140-424	.330	410-490	.837	101	415	516	4.5	242-2	510	286	34	141	1384	12.0					

2022-23 Game By Game

#2 NEWTON, Tristen

Opponent	Date	GS	MIN	Total		3-Pointers		Free throws		Rebounds				PF	A	TO	BLK	STL	PTS	AVG	
				FG-FGA	PCT	3FG-3FGA	PCT	FT-FTA	PCT	OFF	DEF	TOT	AVG								
Stonehill	11/07/2022	*	21:14	0-5	.000	0-3	.000	9-12	.750	1	5	6	6.0	3	3	2	1	1	9	9.0	
Boston U.	11/11/2022	*	31:40	4-10	.400	2-4	.500	1-2	.500	0	6	6	6.0	3	1	4	0	0	11	10.0	
Buffalo	11/15/2022	*	35:50	4-14	.286	0-5	.000	14-17	.824	1	9	10	7.3	0	11	3	1	4	22	14.0	
UNCW	11/18/2022	*	20:44	2-4	.500	0-1	.000	4-5	.800	1	2	3	6.3	3	4	0	0	0	8	12.5	
Delaware St.	11/20/2022	*	19:21	2-4	.500	2-4	.500	0-1	.000	1	1	2	5.4	0	1	2	0	1	6	11.2	
vs Oregon	11/24/2022	*	28:56	7-10	.700	5-6	.833	4-5	.800	0	4	4	5.2	1	6	0	0	2	23	13.2	
vs Alabama	11/25/2022	*	34:17	1-6	.167	1-2	.500	6-6	1.000	1	3	4	5.0	3	8	1	1	4	9	12.6	
vs Iowa St.	11/27/2022	*	26:40	3-6	.500	2-4	.500	5-6	.833	3	1	4	4.9	2	3	8	0	0	13	12.6	
Oklahoma St.	12/01/2022	*	28:21	1-5	.200	0-2	.000	0-0	.000	1	1	2	4.6	2	1	2	0	2	2	11.4	
at Florida	12/07/2022	*	31:12	2-6	.333	1-2	.500	0-0	.000	1	4	5	4.6	1	3	5	0	0	5	10.8	
LIU	12/10/2022	*	25:55	0-5	.000	0-4	.000	2-2	1.000	0	2	2	4.4	1	7	2	0	1	2	10.0	
at Butler	12/17/2022	*	32:06	1-7	.143	1-5	.200	2-2	1.000	1	7	8	4.7	1	3	2	1	0	5	9.6	
Georgetown	12/20/2022	*	27:24	4-6	.667	2-4	.500	7-8	.875	0	2	2	4.5	1	7	2	0	1	17	10.2	
Villanova	12/28/2022	*	26:40	0-2	.000	0-1	.000	6-6	1.000	0	1	1	4.2	3	4	1	0	0	6	9.9	
at Xavier	12/31/2022	*	32:52	2-5	.400	2-3	.667	0-0	.000	2	5	7	4.4	4	7	4	1	1	6	9.6	
at Providence	01/04/2023	*	33:59	3-11	.273	0-3	.000	0-1	.000	1	1	2	4.3	4	5	2	0	0	6	9.4	
Creighton	01/07/2023	*	23:31	3-7	.429	2-3	.667	5-6	.833	1	3	4	4.2	2	1	0	2	1	13	9.6	
at Marquette	01/11/2023	*	27:39	3-8	.375	1-5	.200	0-0	.000	0	3	3	4.2	2	2	1	0	0	7	9.4	
St. John's (NY)	01/15/2023	*	18:17	0-1	.000	0-1	.000	0-2	.000	0	1	1	4.0	1	1	1	0	0	0	8.9	
at Seton Hall	01/18/2023	*	29:07	2-5	.400	1-4	.250	6-6	1.000	1	2	3	4.0	2	4	3	0	1	11	9.1	
Butler	01/22/2023	*	24:47	3-6	.500	0-1	.000	5-6	.833	0	4	4	4.0	2	2	0	1	1	11	9.1	
Xavier	01/25/2023	*	34:38	6-12	.500	2-5	.400	9-11	.818	3	1	4	4.0	3	4	5	0	1	23	9.8	
at DePaul	01/31/2023	*	33:24	6-12	.500	1-4	.250	8-8	1.000	0	0	0	3.8	2	3	0	0	3	21	10.3	
at Georgetown	02/04/2023	*	33:09	6-14	.429	3-5	.600	0-2	.000	3	5	8	4.0	1	6	1	1	3	15	10.5	
Marquette	02/07/2023	*	35:24	4-9	.444	1-2	.500	3-5	.600	3	7	10	4.2	3	12	5	0	2	12	10.5	
at Creighton	02/11/2023	*	26:15	1-4	.250	0-1	.000	0-0	.000	0	0	0	4.0	1	4	3	0	0	2	10.2	
Seton Hall	02/18/2023	*	18:43	1-4	.250	0-2	.000	4-4	1.000	1	2	3	4.0	3	2	4	0	0	6	10.0	
Providence	02/22/2023	*	33:05	3-10	.300	1-2	.500	5-5	1.000	1	6	7	4.1	0	7	1	0	2	12	10.1	
at St. John's (NY)	02/25/2023	*	33:30	2-7	.286	1-2	.500	3-6	.500	4	3	7	4.2	1	8	4	0	2	8	10.0	
DePaul	03/01/2023	*	28:29	5-7	.714	2-3	.667	0-0	.000	0	5	5	4.2	2	6	2	1	2	12	10.1	
at Villanova	03/04/2023	*	35:25	3-9	.333	1-4	.250	2-2	1.000	1	2	3	4.2	3	3	2	0	3	9	10.1	
vs Providence	03/09/2023	*	26:57	5-11	.455	4-6	.667	2-2	1.000	3	1	4	4.2	3	7	1	0	1	16	10.3	
vs Marquette	03/10/2023	*	31:59	2-10	.200	0-2	.000	3-5	.600	4	2	6	4.2	2	6	1	0	0	7	10.2	
vs Iona	03/17/2023	*	23:35	1-5	.200	0-2	.000	2-2	1.000	0	4	4	4.2	3	6	0	0	0	4	10.0	
vs Saint Mary's (CA)	03/19/2023	*	27:24	4-7	.571	3-4	.750	2-2	1.000	0	3	3	4.2	2	5	4	1	1	13	10.1	
vs Arkansas	03/23/2023	*	31:03	2-6	.333	2-3	.667	0-0	.000	1	5	6	4.3	4	7	4	0	0	6	9.9	
vs Gonzaga	03/25/2023	*	29:05	2-7	.286	0-3	.000	4-6	.667	2	5	7	4.3	2	3	1	0	0	8	9.9	
Totals			36	1056:45	100-267	.375	43-117	.368	123-153	.804	42	118	160	4.3	76	173	85	10	40	366	9.9

Player Averages

Games Played	Minutes/game	Points/game	FG Pct	3FG Pct	FT Pct	Rebounds/game	Assists/game	Turnovers/game	Assist/Turnover ratio	Steals/game	Blocks/game
37	28.6	9.9	37.5	36.8	80.4	4.3	4.7	2.3	2.0	1.1	0.3



5 - Hassan Diarra

6-2 • 190 • Junior • Guard • Queens, N. Y. (Texas A&M University)

Player Notes

- Came off the bench to hand out a career-high 7 assists to go with 11 points and 5 rebounds in the season opener vs. Stonehill.
- Made first start against Boston University and contributed 6 points and 6 assists
- Provided huge defensive spark off the bench in wins over Georgetown and Villanova (4 steals)
- Scored 8 points and had 3 assists in 14 minutes vs. Butler
- Made third start of UConn career vs. Providence in BE Tournament

Career at UConn

- Comes to UConn with three years of eligibility remaining after two seasons at Texas A&M.

Career Highs

Points
17 vs. Notre Dame (N) (11/24/21)

Field Goals Made
5 (2x), last vs. Stonehill (XL) (11/7/22)

Field Goals Attempted
12 vs. Northwestern State (12/21/21)

Three-Pt. Field Goals Made
4 vs. Dallas Christian (12/27/21)

Three-Pt. Field Goals Attempted
8 vs. Dallas Christian (12/27/21)

Free Throws Made
8 vs. Alcorn (3/15/22)

Free Throws Attempted
11 vs. Notre Dame (N), (11/24/21)

Rebounds
7 vs. A&M Corpus Christi (11/14/21)

Assists
7 vs. Stonehill (XL) (11/7/22)

Steals
6 vs. New Orleans (11/29/20)

Blocks
1 (15x), last vs. Seton Hall (GP) (2/18/23)

Minutes
35 vs. Wofford (12/21/20)

Season Highs

Points
11 vs. Stonehill (XL) (11/7/22)

Field Goals Made
5 vs. Stonehill (XL) (11/7/22)

Field Goals Attempted
9 vs. Stonehill (XL) (11/7/22)

Three-Pt. Field Goals Made
1 (6x), last vs. Butler (XL) (1/22/23)

Three-Pt. Field Goals Attempted
4 vs. Iowa St. (N) (11/27/22)

Free Throws Made
4 vs. Villanova (XL) (12/28/22)

Free Throws Attempted
6 (2x), last vs. Villanova (XL) (12/28/22)

Rebounds
5 vs. Stonehill (XL) (11/7/22)

Assists
7 vs. Stonehill (XL) (11/7/22)

Steals
4 vs. Villanova (XL) (12/28/22)

Blocks
1 (5x), last vs. Seton Hall (GP) (2/18/23)

Minutes
33 vs. Boston U. (GP) (11/11/22)

Career Stats

DIARRA, Hassan

SEASON	TEAM	GP-GS	MIN/AVG	Field Goals			3-Point		F-Throws		Rebounds				Scoring					
				FG-FGA	FG%	3FG-3FGA	3FG%	FT-FTA	FT%	OFF	DEF	TOT	AVG	PF-FO	A	TO	BLK	STL	PTS	AVG
2020-21	TA&M	18-6	354/19.7	36-103	.350	14-46	.304	19-30	.633	7	30	37	2.1	33-0	30	38	2	19	105	5.8
2021-22	TA&M	40-3	614/15.4	78-211	.370	34-105	.324	56-78	.718	7	64	71	1.8	54-0	56	52	8	28	246	6.2
2022-23	UConn	34-3	452/13.3	25-83	.301	7-37	.189	19-37	.514	12	35	47	1.4	44-0	66	37	8	28	76	2.2
TOTAL FOR UConn		34-3	452/13.3	25-83	.301	7-37	.189	19-37	.514	12	35	47	1.4	44-0	66	37	8	28	76	2.2
TOTAL		92-12	1420/15.4	139-397	.350	55-188	.293	94-145	.648	26	129	155	1.7	131-0	152	127	18	75	427	4.6

2022-23 Game By Game

#5 DIARRA, Hassan

Opponent	Date	GS	MIN	Total		3-Pointers		Free throws		Rebounds				PF			STL		PTS		AVG
				FG-FGA	PCT	3FG-3FGA	PCT	FT-FTA	PCT	OFF	DEF	TOT	AVG	PF	A	TO	BLK	STL	PTS		
Stonehill	11/07/2022		27:21	5-9	.556	1-3	.333	0-2	.000	1	4	5	5.0	2	7	3	0	3	11	11.0	
Boston U.	11/11/2022	*	33:25	1-3	.333	1-2	.500	3-6	.500	0	3	3	4.0	2	6	2	0	0	6	8.5	
Buffalo	11/15/2022	*	16:25	1-3	.333	0-1	.000	1-2	.500	0	1	1	3.0	3	2	2	0	2	3	6.7	
UNCW	11/18/2022		14:35	0-3	.000	0-0	.000	0-0	.000	1	1	2	2.8	3	3	3	0	0	0	5.0	
Delaware St.	11/20/2022		21:25	1-2	.500	0-1	.000	1-2	.500	0	1	1	2.4	0	5	3	0	2	3	4.6	
vs Oregon	11/24/2022		10:44	0-2	.000	0-2	.000	0-0	.000	2	2	4	2.7	2	1	0	0	0	0	3.8	
vs Alabama	11/25/2022		14:47	0-2	.000	0-0	.000	2-2	1.000	0	1	1	2.4	1	2	0	1	1	2	3.6	
vs Iowa St.	11/27/2022		15:11	2-6	.333	1-4	.250	2-3	.667	1	1	2	2.4	1	1	1	0	0	7	4.0	
Oklahoma St.	12/01/2022		08:25	0-3	.000	0-1	.000	0-1	.000	0	1	1	2.2	0	0	1	0	0	0	3.6	
at Florida	12/07/2022		13:17	0-1	.000	0-1	.000	0-0	.000	0	2	2	2.2	1	2	3	1	0	0	3.2	
LIU	12/10/2022		13:58	1-5	.200	0-2	.000	0-0	.000	0	1	1	2.1	2	3	2	0	2	2	3.1	
at Butler	12/17/2022		07:54	0-0	.000	0-0	.000	0-0	.000	0	2	2	2.1	1	1	0	0	1	0	2.8	
Georgetown	12/20/2022		12:14	2-4	.500	1-3	.333	0-0	.000	0	0	0	1.9	1	2	0	1	1	5	3.0	
Villanova	12/28/2022		20:24	1-3	.333	0-2	.000	4-6	.667	0	2	2	1.9	0	3	0	0	4	6	3.2	
at Xavier	12/31/2022		12:04	2-3	.667	1-2	.500	0-0	.000	0	1	1	1.9	1	1	2	0	1	5	3.3	
at Providence	01/04/2023		13:51	0-4	.000	0-0	.000	1-4	.250	2	0	2	1.9	3	0	0	0	1	1	3.2	
Creighton	01/07/2023		16:29	0-3	.000	0-2	.000	0-0	.000	0	1	1	1.8	1	1	1	0	1	0	3.0	
at Marquette	01/11/2023		06:32	1-1	1.000	0-0	.000	0-0	.000	0	0	0	1.7	1	1	1	0	0	2	2.9	
St. John's (NY)	01/15/2023		19:42	1-4	.250	0-0	.000	2-3	.667	0	0	0	1.6	2	4	3	0	1	4	3.0	
at Seton Hall	01/18/2023		15:02	1-3	.333	0-2	.000	0-0	.000	2	1	3	1.7	4	1	1	0	0	2	3.0	
Butler	01/22/2023		14:03	3-3	1.000	1-1	1.000	1-2	.500	0	0	0	1.6	2	3	0	1	1	8	3.2	
Xavier	01/25/2023		08:51	0-1	.000	0-0	.000	0-0	.000	0	1	1	1.6	1	0	0	1	0	0	3.0	
at DePaul	01/31/2023		05:28	0-1	.000	0-1	.000	0-0	.000	0	0	0	1.5	1	0	1	0	0	0	2.9	
at Georgetown	02/04/2023		05:10	1-1	1.000	0-0	.000	0-0	.000	0	0	0	1.5	0	0	2	0	0	2	2.9	
Marquette	02/07/2023		07:19	0-2	.000	0-1	.000	0-0	.000	0	0	0	1.4	0	0	1	0	1	0	2.8	
at Creighton	02/11/2023		17:01	1-2	.500	1-1	1.000	0-0	.000	2	1	3	1.5	1	2	1	0	2	3	2.8	
Seton Hall	02/18/2023		24:16	1-3	.333	0-1	.000	2-4	.500	1	2	3	1.5	1	4	0	1	1	4	2.8	
Providence	02/22/2023		09:21	0-1	.000	0-1	.000	0-0	.000	0	0	0	1.5	3	2	0	0	0	0	2.7	
vs Providence	03/09/2023	*	13:01	0-1	.000	0-1	.000	0-0	.000	0	1	1	1.4	2	2	2	0	1	0	2.6	
vs Marquette	03/10/2023		06:01	0-0	.000	0-0	.000	0-0	.000	0	1	1	1.4	1	1	1	0	1	0	2.5	
vs Iona	03/17/2023		10:57	0-3	.000	0-1	.000	0-0	.000	0	2	2	1.5	1	3	1	1	2	0	2.5	
vs Saint Mary's (CA)	03/19/2023		04:46	0-1	.000	0-1	.000	0-0	.000	0	1	1	1.4	0	1	0	0	0	0	2.4	
vs Arkansas	03/23/2023		04:20	0-0	.000	0-0	.000	0-0	.000	0	1	1	1.4	0	1	0	0	0	0	2.3	
vs Gonzaga	03/25/2023		07:36	0-0	.000	0-0	.000	0-0	.000	0	0	0	1.4	0	2	0	0	0	0	2.2	
Totals			3 451:56	25-83	.301	7-37	.189	19-37	.514	12	35	47	1.4	44	66	37	8	28	76	2.2	



13 - Richie Springs

6-9 • 235 • R-Junior • Forward • Brooklyn, N.Y. (MacDuffie School)

Player Notes

- Saw action in season opener vs. Stonehill, grabbing 2 rebounds in the win.
- Played a career-high 10:25 against Boston University and scored 5 points.
- Played just over 4:00 vs. Buffalo and grabbed 3 rebounds
- Scored and handed out an assist vs. LIU
- Saw first BIG EAST action vs. Providence
- Logged playing time and scored vs. DePaul
- Scored against Arkansas in NCAA tourney

Career at UConn

- Fourth year at UConn
- Sat out 2019-20 season as an academic redshirt, but was allowed to practice with the Huskies, using the time to learn the UConn system.
- Had career-highs of 6 points and 4 rebounds vs. LIU in 2021-22.

Career Highs

Points
6 vs. LIU (GP) (11/17/21)

Field Goals Made
2 vs. Boston U. (GP) (11/11/22)

Field Goals Attempted
3 vs. Boston U. (GP) (11/11/22)

Three-Pt. Field Goals Made
--

Three-Pt. Field Goals Attempted
1 vs. DePaul (MSG) (3/11/21)

Free Throws Made
4 vs. LIU (GP) (11/17/21)

Free Throws Attempted
6 vs. LIU (GP) (11/17/21)

Rebounds
4 vs. LIU (GP) (11/17/21)

Assists
2 vs. Boston U. (GP) (11/11/22)

Steals
--

Blocks
--

Minutes
10.5 vs. Boston U. (GP) (11/11/22)

Season Highs

Points
5 vs. Boston U. (GP) (11/11/22)

Field Goals Made
2 vs. Boston U. (GP) (11/11/22)

Field Goals Attempted
3 vs. Boston U. (GP) (11/11/22)

Three-Pt. Field Goals Made
--

Three-Pt. Field Goals Attempted
--

Free Throws Made
2 vs. UNCW (GP) (11/18/22)

Free Throws Attempted
3 vs. Boston U. (GP) (11/11/22)

Rebounds
3 vs. Buffalo (XL) (11/15/22)

Assists
2 vs. Boston U. (GP) (11/11/22)

Steals
--

Blocks
--

Minutes
10.5 vs. Boston U. (GP) (11/11/22)

Career Stats

SPRINGS, Richie

SEASON	TEAM	GP-GS	MIN/AVG	Field Goals		3-Point		F-Throws		Rebounds				Steals			Scoring			
				FG-FGA	FG%	3FG-3FGA	3FG%	FT-FTA	FT%	OFF	DEF	TOT	AVG	PF	FO	A	TO	BLK	STL	PTS
2020-21	UConn	5-0	12/2.5	2-3	.667	0-1	.000	1-2	.500	2	3	5	1.0	3-0	0	0	0	0	5	1.0
2021-22	UConn	8-0	28/3.5	3-7	.429	0-0	.000	4-6	.667	5	4	9	1.1	3-0	1	1	0	0	10	1.3
2022-23	UConn	17-0	38/2.2	6-9	.667	0-0	.000	3-5	.600	3	8	11	0.6	4-0	3	1	0	0	15	0.9
TOTAL		30-0	78/2.6	11-19	.579	0-1	.000	8-13	.615	10	15	25	0.8	10-0	4	2	0	0	30	1.0

2022-23 Game By Game

#13 SPRINGS, Richie

Opponent	Date	GS	MIN	Total		3-Pointers		Free throws		Rebounds				PF	A	TO	BLK	STL	PTS	AVG
				FG-FGA	PCT	3FG-3FGA	PCT	FT-FTA	PCT	OFF	DEF	TOT	AVG							
Stonehill	11/07/2022		01:23	0-0	.000	0-0	.000	0-0	.000	0	2	2	2.0	0	0	0	0	0	0	0.0
Boston U.	11/11/2022		10:25	2-3	.667	0-0	.000	1-3	.333	1	0	1	1.5	2	2	0	0	0	5	2.5
Buffalo	11/15/2022		04:23	0-2	.000	0-0	.000	0-0	.000	1	2	3	2.0	1	0	0	0	0	1.7	
UNCW	11/18/2022		01:25	1-1	1.000	0-0	.000	2-2	1.000	0	2	2	2.0	0	0	0	0	0	4	2.3
Delaware St.	11/20/2022		02:21	0-0	.000	0-0	.000	0-0	.000	0	0	0	1.6	0	0	0	0	0	1.8	
vs Oregon	11/24/2022		02:43	0-0	.000	0-0	.000	0-0	.000	0	0	0	1.3	1	0	0	0	0	1.5	
vs Alabama	11/25/2022		00:29	0-0	.000	0-0	.000	0-0	.000	0	0	0	1.1	0	0	0	0	0	1.3	
at Florida	12/07/2022		01:04	0-0	.000	0-0	.000	0-0	.000	0	0	0	1.0	0	0	0	0	0	1.1	
LIU	12/10/2022		04:25	1-1	1.000	0-0	.000	0-0	.000	0	1	1	1.0	0	1	0	0	2	1.2	
Butler	01/22/2023		00:24	0-0	.000	0-0	.000	0-0	.000	0	0	0	0.9	0	0	0	0	0	1.1	
Providence	02/22/2023		01:08	0-0	.000	0-0	.000	0-0	.000	0	0	0	0.8	0	0	0	0	0	1.0	
DePaul	03/01/2023		02:05	1-1	1.000	0-0	.000	0-0	.000	1	0	1	0.8	0	0	0	0	2	1.1	
at Villanova	03/04/2023		00:10	0-0	.000	0-0	.000	0-0	.000	0	0	0	0.8	0	0	0	0	0	1.0	
vs Iona	03/17/2023		01:34	0-0	.000	0-0	.000	0-0	.000	0	1	1	0.8	0	0	1	0	0	0.9	
vs Saint Mary's (CA)	03/19/2023		00:36	0-0	.000	0-0	.000	0-0	.000	0	0	0	0.7	0	0	0	0	0	0.9	
vs Arkansas	03/23/2023		01:23	1-1	1.000	0-0	.000	0-0	.000	0	0	0	0.7	0	0	0	0	2	0.9	
vs Gonzaga	03/25/2023		01:50	0-0	.000	0-0	.000	0-0	.000	0	0	0	0.6	0	0	0	0	0	0.9	
Totals			0 37:49	6-9	.667	0-0	.000	3-5	.600	3	8	11	0.6	4	3	1	0	0	15	0.9

Player Averages

Games Played	Minutes/game	Points/game	FG Pct	3FG Pct	FT Pct	Rebounds/game	Assists/game	Turnovers/game	Assist/Turnover ratio	Steals/game	Blocks/game
17	2.2	0.9	66.7	0.0	60.0	0.6	0.2	0.1	3.0	0.0	0.0



24 - Jordan Hawkins

6-5 • 195 • Sophomore • Guard • Gaithersburg, Md. (DeMatha Catholic)

Career Highs

Points
31 vs. St. John's (XL) (1/15/23)

Field Goals Made
9 vs. St. John's (XL) (1/15/23)

Field Goals Attempted
18 at St. John's (MSG) (2/25/23)

Three-Pt. Field Goals Made
6 vs. LIU (GP) (12/10/22)

Three-Pt. Field Goals Attempted
11 (3x), last at Villanova (3/4/23)

Free Throws Made
12 at DePaul (1/31/23)

Free Throws Attempted
14 at DePaul (1/31/23)

Rebounds
9 vs. Delaware St. (XL) (11/20/22)

Assists
3 (5x), last vs. Arkansas (NCAA) (3/23/23)

Steals
3 (2x), last at St. John's (MSG) (2/25/23)

Blocks
3 vs. Michigan State (N) (11/25/21)

Minutes
38 at DePaul (1/31/23)

Season Highs

Points
31 vs. St. John's (XL) (1/15/23)

Field Goals Made
9 vs. St. John's (XL) (1/15/23)

Field Goals Attempted
18 at St. John's (MSG) (2/25/23)

Three-Pt. Field Goals Made
6 vs. LIU (GP) (12/10/22)

Three-Pt. Field Goals Attempted
11 (3x), last at Villanova (3/4/23)

Free Throws Made
12 at DePaul (1/31/23)

Free Throws Attempted
14 at DePaul (1/31/23)

Rebounds
9 vs. Delaware St. (XL) (11/20/22)

Assists
3 (5x), last vs. Arkansas (NCAA) (3/23/23)

Steals
3 at St. John's (MSG) (2/25/23)

Blocks
2 (4x), last vs. Marquette (XL) (2/7/23)

Minutes
38 at DePaul (1/31/23)

Player Notes

- Had 2 points and 3 rebounds in season opener before suffering a hard fall with 11:00 elapsed and sitting out the rest of the game.
- Returned to action vs. UNCW and scored career-high 20 points.
- Scored career-high 26 points, including 5 three-pointers, vs. Oklahoma St.
- Had career-high 31 points vs. St. John's
- Had 28 points, 26 in the second half, including 5 three-pointers, vs. Xavier.
- Third straight 20-plus game with 5 rebounds at DePaul... missed a free throw, breaking a streak of 18 straight
- 19 points, 4 rebounds vs. Providence at MSG
- Had 24 pts, 9-of-9 from foul line vs. Arkansas
- 20 pts, 6 reb against Gonzaga

Career at UConn

- Named to 2021-22 BIG EAST All-Freshman Team
- Named to BIG EAST Weekly Honor Roll on Dec. 5, 2022
- Named First Team All-BIG EAST for 2022-23
- One of 5 finalists for Jerry West Shooting Guard of the Year award
- Named MOP of NCAA West Regional.

Career Stats

HAWKINS, Jordan

		Field Goals		3-Point		F-Throws		Rebounds				Scoring								
SEASON	TEAM	GP-GS	MIN/AVG	FG-FGA	FG%	3FG-3FGA	3FG%	FT-FTA	FT%	OFF	DEF	TOT	AVG	PF-FO	A	TO	BLK	STL	PTS	AVG
2021-22	UConn	27-4	396/14.7	49-139	.353	27-81	.333	32-39	.821	12	41	53	2.0	28-0	14	26	9	9	157	5.8
2022-23	UConn	35-35	1032/29.5	174-428	.407	104-270	.385	117-132	.886	35	98	133	3.8	79-1	47	48	17	25	569	16.3
TOTAL		62-39	1428/23.0	223-567	.393	131-351	.373	149-171	.871	47	139	186	3.0	107-1	61	74	26	34	726	11.7

2022-23 Game By Game

#24 HAWKINS, Jordan

Opponent	Date	GS	MIN	Total		3-Pointers		Free throws		Rebounds				PF	A	TO	BLK	STL	PTS	AVG	
				FG-FGA	PCT	3FG-3FGA	PCT	FT-FTA	PCT	OFF	DEF	TOT	AVG								
Stonehill	11/07/2022	*	08:43	0-4	.000	0-3	.000	0-0	.000	2	1	3	3.0	0	2	1	1	0	0	0.0	
UNCW	11/18/2022	*	24:35	7-13	.538	5-8	.625	1-2	.500	0	1	1	2.0	0	2	2	0	2	20	10.0	
Delaware St.	11/20/2022	*	27:55	4-13	.308	3-10	.300	0-0	.000	0	9	9	4.3	1	3	1	2	0	11	10.3	
vs Oregon	11/24/2022	*	27:19	6-16	.375	5-14	.357	1-1	1.000	1	1	2	3.8	2	1	1	1	1	18	12.3	
vs Alabama	11/25/2022	*	26:29	5-10	.500	3-6	.500	3-4	.750	0	2	2	3.4	4	1	2	0	0	16	13.0	
vs Iowa St.	11/27/2022	*	05:33	1-4	.250	0-3	.000	0-0	.000	0	0	0	2.8	4	0	1	0	1	2	11.2	
Oklahoma St.	12/01/2022	*	35:36	6-13	.462	5-9	.556	9-12	.750	1	1	2	2.7	2	1	0	1	0	26	13.3	
at Florida	12/07/2022	*	34:05	5-12	.417	2-6	.333	3-3	1.000	0	4	4	2.9	2	3	2	0	2	15	13.5	
LIU	12/10/2022	*	22:36	7-11	.636	6-9	.667	2-2	1.000	1	2	3	2.9	3	2	0	0	1	22	14.4	
at Butler	12/17/2022	*	26:20	5-13	.385	2-5	.400	0-1	.000	1	2	3	2.9	3	0	0	0	0	12	14.2	
Georgetown	12/20/2022	*	32:38	5-15	.333	3-9	.333	2-2	1.000	1	2	3	2.9	2	3	0	0	1	15	14.3	
Villanova	12/28/2022	*	33:26	6-14	.429	4-11	.364	6-7	.857	1	6	7	3.3	4	0	2	1	2	22	14.9	
at Xavier	12/31/2022	*	32:34	3-9	.333	1-5	.200	4-7	.571	0	5	5	3.4	4	2	3	0	2	11	14.6	
at Providence	01/04/2023	*	33:02	5-14	.357	2-7	.286	3-3	1.000	5	1	6	3.6	3	2	0	0	1	15	14.6	
Creighton	01/07/2023	*	34:43	4-13	.308	3-7	.429	6-6	1.000	0	1	1	3.4	3	1	0	2	2	17	14.8	
at Marquette	01/11/2023	*	30:16	1-8	.125	1-4	.250	5-5	1.000	2	4	6	3.6	0	1	2	1	1	8	14.4	
St. John's (NY)	01/15/2023	*	37:13	9-16	.563	4-9	.444	9-9	1.000	3	2	5	3.6	3	2	7	0	1	31	14.4	
at Seton Hall	01/18/2023	*	33:39	4-8	.500	3-6	.500	2-2	1.000	0	6	6	3.8	1	2	1	0	2	13	15.2	
Butler	01/22/2023	*	28:19	7-14	.500	2-8	.250	4-5	.800	0	6	6	3.9	0	0	0	0	0	20	15.5	
Xavier	01/25/2023	*	36:32	8-16	.500	5-10	.500	7-7	1.000	2	2	4	3.9	5	1	3	1	0	28	16.1	
at DePaul	01/31/2023	*	38:08	6-11	.545	2-4	.500	12-14	.857	1	4	5	4.0	2	1	1	1	0	26	16.6	
at Georgetown	02/04/2023	*	35:06	4-13	.308	2-7	.286	0-0	.000	2	0	2	3.9	3	0	3	2	0	10	16.3	
Marquette	02/07/2023	*	28:34	6-11	.545	5-8	.625	3-3	1.000	0	6	6	4.0	4	0	2	2	0	20	16.4	
at Creighton	02/11/2023	*	26:06	4-13	.308	2-7	.286	1-1	1.000	4	0	4	4.0	4	1	0	0	1	11	16.2	
Seton Hall	02/18/2023	*	35:08	7-17	.412	3-11	.273	3-3	1.000	1	4	5	4.0	2	1	1	0	0	20	16.4	
Providence	02/22/2023	*	29:51	7-14	.500	3-9	.333	3-3	1.000	1	5	6	4.1	1	2	4	0	0	20	16.5	
at St. John's (NY)	02/25/2023	*	34:00	6-18	.333	4-10	.400	4-4	1.000	0	2	2	4.0	3	3	2	1	3	20	16.6	
DePaul	03/01/2023	*	28:56	1-9	.111	1-6	.167	0-0	.000	1	1	2	3.9	0	0	0	1	0	3	16.1	
at Villanova	03/04/2023	*	32:25	7-17	.412	3-11	.273	7-8	.875	1	3	4	3.9	2	1	1	0	1	24	16.4	
vs Providence	03/09/2023	*	33:05	7-13	.538	3-9	.333	2-2	1.000	1	3	4	3.9	2	1	1	0	0	19	16.5	
vs Marquette	03/10/2023	*	30:29	2-11	.182	1-8	.125	0-0	.000	0	3	3	3.9	0	2	0	0	0	5	16.1	
vs Iona	03/17/2023	*	27:33	3-11	.273	3-7	.429	4-4	1.000	2	2	4	3.9	3	1	0	0	0	13	16.0	
vs Saint Mary's (CA)	03/19/2023	*	19:58	4-6	.667	4-5	.800	0-0	.000	0	0	0	3.8	4	0	2	0	0	12	15.9	
vs Arkansas	03/23/2023	*	27:55	6-13	.462	3-9	.333	9-9	1.000	0	2	2	3.7	2	3	1	0	1	24	16.1	
vs Gonzaga	03/25/2023	*	33:19	6-15	.400	6-10	.600	2-3	.667	1	5	6	3.8	1	1	2	0	0	20	16.3	
Totals			35	1032:06	174-428	.407	104-270	.385	117-132	.886	35	98	133	3.8	79	47	48	17	25	569	16.3

Player Averages

Games Played	Minutes/game	Points/game	FG Pct	3FG Pct	FT Pct	Rebounds/game	Assists/game	Turnovers/game	Assist/Turnover ratio	Steals/game	Blocks/game
35	29.5	16.3	40.7	38.5	88.6	3.8	1.3	1.4	1.0	0.7	0.5



35 - Samson Johnson

6-10 • 215 • Sophomore • Forward • Lomé, Togo (The Patrick School)

Player Notes

- Made first start of his career in season opener and contributed 7 points and 3 rebounds in 16 minutes.
- Right foot stress reaction has caused him to miss 19 games after season opener
- Returned to action on 1/22 vs. Butler
- Had 2 rebounds vs. Gonzaga in NCAA tourney

Career at UConn

- High school teammate of UConn junior co-captain Adama Sanogo.
- Consensus Top 50 recruit.

Career Highs

Points

7 vs. Stonehill (XL) (11/7/22)

Field Goals Made

2 (4x), last vs. Stonehill (XL) (11/7/22)

Field Goals Attempted

5 vs. Grambling State (GP) (12/4/21)

Three-Pt. Field Goals Made

1 vs. Grambling State (GP) (12/4/21)

Three-Pt. Field Goals Attempted

2 vs. Coppin State (XL) 3(11/13/21)

Free Throws Made

3 vs. Stonehill (XL) (11/7/22)

Free Throws Attempted

3 vs. Stonehill (XL) (11/7/22)

Rebounds

6 vs. Grambling State (GP) (12/4/21)

Assists

1 vs. Butler (XL) (1/22/23)

Steals

1 (3x), last vs. DePaul (XL) (3/1/23)

Blocks

3 vs. Grambling State (GP) (12/4/21)

Minutes

20 vs. Grambling St. (GP) (12/4/21)

Season Highs

Points

7 vs. Stonehill (Grambling State (GP) (12/4/21)

Field Goals Made

2 vs. Stonehill (XL) (11/7/22)

Field Goals Attempted

4 vs. Butler (XL) (1/22/23)

Three-Pt. Field Goals Made

--

Three-Pt. Field Goals Attempted

1 (2x), last at DePaul (1/31/23)

Free Throws Made

3 vs. Stonehill (XL) (11/7/22)

Free Throws Attempted

3 vs. Stonehill (XL) (11/7/22)

Rebounds

3 vs. Stonehill (XL) (11/7/22)

Assists

1 vs. Butler (XL) (1/22/23)

Steals

1 (2x), last vs. DePaul (XL) (3/1/23)

Blocks

--

Minutes

16 vs. Stonehill (XL) (11/7/22)

Career Stats

JOHNSON, Samson

		Field Goals		3-Point		F-Throws		Rebounds				Scoring								
SEASON	TEAM	GP-GS	MIN/AVG	FG-FGA	FG%	3FG-3FGA	3FG%	FT-FTA	FT%	OFF	DEF	TOT	AVG	PF-FO	A	TO	BLK	STL	PTS	AVG
2021-22	UConn	13-0	69/5.3	10-18	.556	1-5	.200	1-2	.500	8	6	14	1.1	15-0	0	2	3	1	22	1.7
2022-23	UConn	10-1	45/4.5	4-8	.500	0-2	.000	3-3	1.000	6	3	9	0.9	6-0	1	2	0	2	11	1.1
TOTAL		23-1	114/5.0	14-26	.538	1-7	.143	4-5	.800	14	9	23	1.0	21-0	1	4	3	3	33	1.4

2021-22 Game By Game

#35 JOHNSON, Samson

Opponent	Date	GS	MIN	Total		3-Pointers		Free throws		Rebounds				PF	A	TO	BLK	STL	PTS	AVG		
				FG-FGA	PCT	3FG-3FGA	PCT	FT-FTA	PCT	OFF	DEF	TOT	AVG									
Stonehill	11/07/2022	*	16:19	2-2	1.000	0-0	.000	3-3	1.000	2	1	3	3.0	4	0	0	0	0	7	7.0		
Butler	01/22/2023		06:30	1-4	.250	0-1	.000	0-0	.000	2	0	2	2.5	0	1	1	0	0	2	4.5		
at DePaul	01/31/2023		05:14	1-2	.500	0-1	.000	0-0	.000	1	0	1	2.0	0	0	1	0	1	2	3.7		
at Georgetown	02/04/2023		02:20	0-0	.000	0-0	.000	0-0	.000	0	0	0	1.5	0	0	0	0	0	0	2.8		
DePaul	03/01/2023		07:09	0-0	.000	0-0	.000	0-0	.000	0	1	1	1.4	1	0	0	0	1	0	2.2		
at Villanova	03/04/2023		00:10	0-0	.000	0-0	.000	0-0	.000	0	0	0	1.2	0	0	0	0	0	0	1.8		
vs Iona	03/17/2023		01:27	0-0	.000	0-0	.000	0-0	.000	0	0	0	1.0	0	0	0	0	0	0	1.6		
vs Saint Mary's (CA)	03/19/2023		01:11	0-0	.000	0-0	.000	0-0	.000	0	0	0	0.9	0	0	0	0	0	0	1.4		
vs Arkansas	03/23/2023		01:56	0-0	.000	0-0	.000	0-0	.000	0	0	0	0.8	1	0	0	0	0	0	1.2		
vs Gonzaga	03/25/2023		03:02	0-0	.000	0-0	.000	0-0	.000	1	1	2	0.9	0	0	0	0	0	0	1.1		
Totals				1	45:17	4-8	.500	0-2	.000	3-3	1.000	6	3	9	0.9	6	1	2	0	2	11	1.1

Player Averages

Games Played	Minutes/game	Points/game	FG Pct	3FG Pct	FT Pct	Rebounds/game	Assists/game	Turnovers/game	Assist/Turnover ratio	Steals/game	Blocks/game
10	4.5	1.1	50.0	0.0	100.0	0.9	0.1	0.2	0.5	0.2	0.0



11 - Alex Karaban

6-8 • 210 • R-Freshman • Forward • Southborough, Mass. (IMG Academy)

Career Highs

Points
19 vs. LIU (GP) (12/10/22)

Field Goals Made
7 (2x), last vs. Providence (GP) (2/22/23)

Field Goals Attempted
12 vs. Providence (GP) (2/22/23)

Three-Pt. Field Goals Made
3 (8x), last vs. Marquette (XL) (2/7/23)

Three-Pt. Field Goals Attempted
8 at Xavier (12/31/22)

Free Throws Made
4 vs. St. John's (XL) (1/15/23)

Free Throws Attempted
5 (2x), last vs. St. John's (XL) (1/15/23)

Rebounds
8 (2x), last vs. Providence (GP) (2/22/23)

Assists
5 at DePaul (1/31/23)

Steals
2 (3x), last vs. Arkansas (NCAA) (3/23/23)

Blocks
3 (2x), last at Villanova (3/4/23)

Minutes
38 vs. Iowa St. (N) (11/27/22)

Season Highs

Points
19 vs. LIU (GP) (12/10/22)

Field Goals Made
7 (2x), last vs. Providence (GP) (2/22/23)

Field Goals Attempted
12 vs. Providence (GP) (2/22/23)

Three-Pt. Field Goals Made
3 (8x), last vs. Marquette (XL) (2/7/23)

Three-Pt. Field Goals Attempted
8 at Xavier (12/31/22)

Free Throws Made
4 vs. St. John's (XL) (1/15/23)

Free Throws Attempted
5 (2x), last vs. St. John's (XL) (1/15/23)

Rebounds
8 (2x), last vs. Providence (GP) (2/22/23)

Assists
5 at DePaul (1/31/23)

Steals
2 (3x), last vs. Arkansas (NCAA) (2/23/23)

Blocks
3 (2x), last at Villanova (3/4/23)

Minutes
38 vs. Iowa St. (N) (11/27/22)

Player Notes

- In his college debut, came off the bench to play just shy of 30 minutes, recorded 13 points, 4 rebounds and 3 assists in the win over Stonehill.
- Had career-highs of 19 points, 8 rebounds vs. LIU
- Had 17 points, 7 rebounds at Marquette
- Had 16 points, 5 rebounds vs. St. John's, 15 points, 5 rebounds vs. Butler
- Two 3-pointers in final 3:00 clinched win at Georgetown
- Had 16 points, 6 rebounds, 4 assists, 3 blocked shots at Villanova
- Had double-figure games against Arkansas (11) and Gonzaga (12)

Career at UConn

- Joined Huskies in second semester of 2021-22 as a redshirt. Practiced with team through second semester.
- Named to 2022 PKI All-Tournament Team
- Named to BIG EAST All-Freshman Team (unanimous pick)
- Named BIG EAST Freshman of the Week six times

Career Stats

KARABAN, Alex

SEASON	TEAM	GP-GS	MIN/AVG	Field Goals		3-Point		F-Throws		Rebounds			Scoring							
				FG-FGA	FG%	3FG-3FGA	3FG%	FT-FTA	FT%	OFF	DEF	TOT	PF-FO	A	TO	BLK	STL	PTS	AVG	
2022-23	UConn	37-36	1065/28.8	126-260	.485	63-155	.406	36-43	.837	58	104	162	4.4	92-1	64	42	24	20	351	9.5
TOTAL		37-36	1065/28.8	126-260	.485	63-155	.406	36-43	.837	58	104	162	4.4	92-1	64	42	24	20	351	9.5

2022-23 Game By Game

#11 KARABAN, Alex

Opponent	Date	GS	MIN	Total		3-Pointers		Free throws		Rebounds			PF	A	TO	BLK	STL	PTS	AVG	
				FG-FGA	PCT	3FG-3FGA	PCT	FT-FTA	PCT	OFF	DEF	TOT								AVG
Stonehill	11/07/2022		29:35	4-10	.400	2-7	.286	3-4	.750	2	2	4	4.0	2	3	1	0	1	13	13.0
Boston U.	11/11/2022	*	23:50	3-5	.600	1-3	.333	3-5	.600	2	2	4	4.0	3	4	0	0	1	10	11.5
Buffalo	11/15/2022	*	32:56	4-8	.500	1-4	.250	1-2	.500	2	2	4	4.0	1	1	3	3	0	10	11.0
UNCW	11/18/2022	*	30:41	3-6	.500	3-6	.500	3-4	.750	1	4	5	4.3	1	2	1	1	0	12	11.3
Delaware St.	11/20/2022	*	22:15	3-5	.600	1-2	.500	3-3	1.000	0	1	1	3.6	4	2	1	0	0	10	11.0
vs Oregon	11/24/2022	*	24:58	2-5	.400	2-4	.500	0-0	.000	0	3	3	3.5	3	0	2	1	0	6	10.2
vs Alabama	11/25/2022	*	27:19	4-7	.571	2-3	.667	2-2	1.000	2	1	3	3.4	3	4	1	1	1	12	10.4
vs Iowa St.	11/27/2022	*	37:50	4-10	.400	2-6	.333	0-0	.000	3	1	4	3.5	1	1	2	0	0	10	10.4
Oklahoma St.	12/01/2022	*	36:49	1-4	.250	0-3	.000	2-2	1.000	0	6	6	3.8	4	1	1	1	1	4	9.7
at Florida	12/07/2022	*	11:46	1-3	.333	1-2	.500	0-0	.000	0	1	1	3.5	4	1	1	0	0	3	9.0
LIU	12/10/2022	*	20:57	7-9	.778	3-5	.600	2-2	1.000	3	5	8	3.9	2	2	1	1	0	19	9.9
at Butler	12/17/2022	*	29:01	2-10	.200	1-7	.143	0-0	.000	3	3	6	4.1	0	2	2	0	0	5	9.5
Georgetown	12/20/2022	*	22:14	3-6	.500	2-5	.400	0-0	.000	0	0	0	3.8	2	1	0	0	1	8	9.4
Villanova	12/28/2022	*	33:09	5-9	.556	3-7	.429	2-2	1.000	2	4	6	3.9	3	1	1	1	2	15	9.8
at Xavier	12/31/2022	*	20:18	2-9	.222	2-8	.250	0-0	.000	3	2	5	4.0	5	1	0	0	0	6	9.5
at Providence	01/04/2023	*	29:19	4-6	.667	3-5	.600	0-0	.000	2	3	5	4.1	4	1	3	0	0	11	9.6
Creighton	01/07/2023	*	32:34	1-3	.333	0-1	.000	0-0	.000	3	0	3	4.0	2	2	0	1	0	2	9.2
at Marquette	01/11/2023	*	33:54	6-11	.545	2-5	.400	3-3	1.000	3	4	7	4.2	3	1	0	1	0	17	9.6
St. John's (NY)	01/15/2023	*	37:10	5-11	.455	2-7	.286	4-5	.800	2	3	5	4.2	4	1	0	0	0	16	9.9
at Seton Hall	01/18/2023	*	32:40	3-9	.333	3-7	.429	0-0	.000	1	2	3	4.2	1	2	2	0	1	9	9.9
Butler	01/22/2023	*	30:27	5-9	.556	3-4	.750	2-2	1.000	1	4	5	4.2	1	1	0	0	1	15	10.1
Xavier	01/25/2023	*	35:15	2-5	.400	1-3	.333	0-1	.000	1	2	3	4.1	1	1	0	0	1	5	9.9
at DePaul	01/31/2023	*	20:25	1-3	.333	0-1	.000	2-2	1.000	0	4	4	4.1	4	5	1	1	0	4	9.7
at Georgetown	02/04/2023	*	28:36	4-10	.400	3-7	.429	0-0	.000	2	2	4	4.1	0	4	1	1	1	11	9.7
Marquette	02/07/2023	*	35:53	5-6	.833	3-4	.750	0-0	.000	1	3	4	4.1	1	2	2	0	1	13	9.8
at Creighton	02/11/2023	*	34:36	2-5	.400	1-3	.333	0-0	.000	2	3	5	4.2	2	1	1	0	0	5	9.7
Seton Hall	02/18/2023	*	30:33	2-7	.286	1-2	.500	0-0	.000	3	1	4	4.1	2	1	2	2	2	5	9.5
Providence	02/22/2023	*	30:07	7-12	.583	2-4	.500	0-0	.000	2	6	8	4.3	3	2	1	0	1	16	9.7
at St. John's (NY)	02/25/2023	*	18:09	1-5	.200	0-3	.000	0-0	.000	1	4	5	4.3	4	0	2	1	1	2	9.4
DePaul	03/01/2023	*	28:44	4-9	.444	2-4	.500	1-1	1.000	2	4	6	4.4	1	4	2	2	1	11	9.5
at Villanova	03/04/2023	*	33:33	6-8	.750	2-4	.500	2-2	1.000	1	5	6	4.4	2	4	1	3	1	16	9.7
vs Providence	03/09/2023	*	21:41	3-6	.500	2-4	.500	0-0	.000	1	0	1	4.3	4	0	1	1	0	8	9.7
vs Marquette	03/10/2023	*	34:53	4-5	.800	2-2	1.000	0-0	.000	1	4	5	4.3	3	1	1	0	0	10	9.7
vs Iona	03/17/2023	*	30:41	2-5	.400	2-4	.500	0-0	.000	2	2	4	4.3	4	3	1	1	0	6	9.6
vs Saint Mary's (CA)	03/19/2023	*	32:12	1-5	.200	1-3	.333	0-0	.000	1	3	4	4.3	0	1	0	0	0	3	9.4
vs Arkansas	03/23/2023	*	27:59	5-5	1.000	0-0	.000	1-1	1.000	3	4	7	4.4	4	1	1	0	2	11	9.4
vs Gonzaga	03/25/2023	*	21:54	5-9	.556	2-6	.333	0-0	.000	0	4	4	4.4	4	1	2	1	0	12	9.5
Totals		36	1064:51	126-260	.485	63-155	.406	36-43	.837	58	104	162	4.4	92	64	42	24	20	351	9.5

Player Averages

Games Played	Minutes/game	Points/game	FG Pct	3FG Pct	FT Pct	Rebounds/game	Assists/game	Turnovers/game	Assist/Turnover ratio	Steals/game	Blocks/game
37	28.8	9.5	48.5	40.6	83.7	4.4	1.7	1.1	1.5	0.5	0.6



32 - Donovan Clingan

7-2 • 265 • Freshman • Center • Bristol, Conn. (Bristol Central HS)

Career Highs

Points
21 vs. LIU (GP) (12/10/22)

Field Goals Made
10 vs. LIU (GP) (12/10/22)

Field Goals Attempted
11 at Marquette (1/11/23)

Three-Pt. Field Goals Made
--

Three-Pt. Field Goals Attempted
1 vs. Oregon (N) (11/24/22)

Free Throws Made
5 vs. Iowa St. (N) (11/27/22)

Free Throws Attempted
8 at Providence (1/4/23)

Rebounds
11 (2x), last at Providence (1/4/23)

Assists
2 (3x), last at Georgetown (2/4/23)

Steals
2 (3x), last at Marquette (1/11/23)

Blocks
5 (2x), last at St. John's (MSG) (2/25/23)

Minutes
21 (2x), last at Marquette (1/11/23)

Season Highs

Points
21 vs. LIU (GP) (12/10/22)

Field Goals Made
10 vs. LIU (GP) (12/10/22)

Field Goals Attempted
11 at Marquette (1/11/23)

Three-Pt. Field Goals Made
--

Three-Pt. Field Goals Attempted
1 vs. Oregon (N) (11/24/22)

Free Throws Made
5 vs. Iowa St. (N) (11/27/22)

Free Throws Attempted
8 at Providence (1/4/23)

Rebounds
11 (2x), last at Providence (1/4/23)

Assists
2 (3x), last at Georgetown (2/4/23)

Steals
2 (3x), last at Marquette (1/11/23)

Blocks
5 (2x), last at St. John's (MSG) (2/25/23)

Minutes
21 (2x), last at Marquette (1/11/23)

Player Notes

- Made an impact in his debut in the season opener with 9 pts, 7 rebs, and 4 blocks in just over 18 minutes against Stonehill.
- First career double-double with 15 points, 10 rebounds vs. Iowa State
- Equaled career-high with 16 points and added 8 rebounds at Florida
- Career-high 21 points on 10-of-10 shooting, and 11 rebounds vs. LIU
- Second 20-point game with 20 points, 10 rebounds at Marquette
- Equaled season-high with 5 blocks vs. St. John's at MSG
- Scored 12 pts, grabbed 9 reb, blocked 2 shots in NCAA game vs. Iona

Career at UConn

- Two-time Connecticut State High School Player of the Year.
- Named MVP of 2022 PKI Tournament after double-double in championship game
- Named to BIG EAST All-Freshman Team
- Named BIG EAST Freshman of the Week twice

Career Stats

CLINGAN, Donovan

SEASON	TEAM	Field Goals		3-Point		F-Throws		Rebounds				Scoring								
		GP-GS	MIN/AVG	FG-FGA	FG%	3FG-3FGA	3FG%	FT-FTA	FT%	OFF	DEF	TOT	AVG	PF-FO	A	TO	BLK	STL	PTS	AVG
2022-23	UConn	37-0	488/13.2	108-165	.655	0-1	.000	45-86	.523	82	128	210	5.7	70-0	17	39	68	14	261	7.1
TOTAL		37-0	488/13.2	108-165	.655	0-1	.000	45-86	.523	82	128	210	5.7	70-0	17	39	68	14	261	7.1

2022-23 Game By Game

#32 CLINGAN, Donovan

Opponent	Date	GS	MIN	Total		3-Pointers		Free throws		Rebounds				PF	A	TO	BLK	STL	PTS	AVG	
				FG-FGA	PCT	3FG-3FGA	PCT	FT-FTA	PCT	OFF	DEF	TOT	AVG								
Stonehill	11/07/2022		18:28	4-6	.667	0-0	.000	1-2	.500	3	4	7	7.0	3	0	2	4	0	9	9.0	
Boston U.	11/11/2022		11:57	3-5	.600	0-0	.000	4-6	.667	4	2	6	6.5	2	1	1	2	0	10	9.5	
Buffalo	11/15/2022		18:26	5-5	1.000	0-0	.000	1-2	.500	3	5	8	7.0	3	0	2	2	1	11	10.0	
UNCW	11/18/2022		12:09	1-1	1.000	0-0	.000	0-0	.000	1	5	6	6.8	2	0	1	2	0	2	8.0	
Delaware St.	11/20/2022		16:05	7-9	.778	0-0	.000	2-5	.400	2	3	5	6.4	1	0	0	3	2	16	9.6	
vs Oregon	11/24/2022		19:09	4-10	.400	0-1	.000	1-3	.333	4	4	8	6.7	3	2	0	4	2	9	9.5	
vs Alabama	11/25/2022		10:47	2-2	1.000	0-0	.000	0-0	.000	1	4	5	6.4	2	0	1	1	1	4	8.7	
vs Iowa St.	11/27/2022		18:28	5-6	.833	0-0	.000	5-7	.714	4	6	10	6.9	2	0	1	0	0	15	9.5	
Oklahoma St.	12/01/2022		07:13	0-2	.000	0-0	.000	2-4	.500	2	0	2	6.3	2	0	0	0	0	2	8.7	
at Florida	12/07/2022		19:26	8-9	.889	0-0	.000	0-0	.000	3	5	8	6.5	3	0	1	3	1	16	9.4	
LIU	12/10/2022		15:17	10-10	1.000	0-0	.000	1-3	.333	4	7	11	6.9	0	0	0	2	1	21	10.5	
at Butler	12/17/2022		09:10	2-2	1.000	0-0	.000	0-0	.000	2	6	8	7.0	2	1	3	1	0	4	9.9	
Georgetown	12/20/2022		09:27	1-2	.500	0-0	.000	0-0	.000	0	4	4	6.8	2	1	1	2	0	2	9.3	
Villanova	12/28/2022		13:59	2-4	.500	0-0	.000	2-2	1.000	0	1	1	6.4	0	0	0	1	0	6	9.1	
at Xavier	12/31/2022		07:05	2-3	.667	0-0	.000	0-0	.000	0	2	2	6.0	0	2	1	1	0	4	8.7	
at Providence	01/04/2023		20:43	4-4	1.000	0-0	.000	4-8	.500	2	9	11	6.4	4	0	1	4	1	12	8.9	
Creighton	01/07/2023		07:49	1-3	.333	0-0	.000	2-3	.667	2	1	3	6.2	3	0	0	2	0	4	8.6	
at Marquette	01/11/2023		21:06	8-11	.727	0-0	.000	4-6	.667	3	7	10	6.4	2	0	1	5	2	20	9.3	
St. John's (NY)	01/15/2023		09:08	0-0	.000	0-0	.000	0-0	.000	0	5	5	6.3	4	0	3	1	0	0	8.8	
at Seton Hall	01/18/2023		11:30	3-8	.375	0-0	.000	1-2	.500	3	3	6	6.3	4	0	3	2	0	7	8.7	
Butler	01/22/2023		13:59	2-2	1.000	0-0	.000	0-4	.000	2	2	4	6.2	0	1	1	0	1	4	8.5	
Xavier	01/25/2023		06:49	1-2	.500	0-0	.000	0-2	.000	1	2	3	6.0	2	0	1	1	0	2	8.2	
at DePaul	01/31/2023		19:12	1-2	.500	0-0	.000	3-4	.750	5	4	9	6.2	2	0	0	3	0	5	8.0	
at Georgetown	02/04/2023		10:46	1-3	.333	0-0	.000	0-0	.000	1	1	2	6.0	2	2	0	1	0	2	7.8	
Marquette	02/07/2023		10:09	1-3	.333	0-0	.000	2-5	.400	7	1	8	6.1	0	1	0	1	0	4	7.6	
at Creighton	02/11/2023		07:12	2-5	.400	0-0	.000	0-0	.000	4	3	7	6.1	1	0	2	1	0	4	7.5	
Seton Hall	02/18/2023		15:02	3-4	.750	0-0	.000	0-2	.000	3	3	6	6.1	1	0	3	1	0	6	7.4	
Providence	02/22/2023		12:21	2-5	.400	0-0	.000	3-4	.750	2	1	3	6.0	2	1	1	1	0	7	7.4	
at St. John's (NY)	02/25/2023		13:24	4-7	.571	0-0	.000	1-2	.500	5	1	6	6.0	3	1	1	5	1	9	7.5	
DePaul	03/01/2023		14:24	5-8	.625	0-0	.000	0-0	.000	2	2	4	5.9	4	0	2	1	0	10	7.6	
at Villanova	03/04/2023		12:35	0-0	.000	0-0	.000	0-0	.000	0	2	2	5.8	2	0	0	0	1	0	7.3	
vs Providence	03/09/2023		12:45	0-2	.000	0-0	.000	0-0	.000	1	3	4	5.8	0	1	1	1	0	0	7.1	
vs Marquette	03/10/2023		09:41	2-3	.667	0-0	.000	3-4	.750	3	2	5	5.7	1	0	1	1	0	7	7.1	
vs Iona	03/17/2023		13:47	5-7	.714	0-0	.000	2-3	.667	2	7	9	5.8	0	1	1	2	0	12	7.2	
vs Saint Mary's (CA)	03/19/2023		12:22	2-2	1.000	0-0	.000	0-0	.000	0	5	5	5.8	1	2	0	3	0	4	7.1	
vs Arkansas	03/23/2023		13:27	2-2	1.000	0-0	.000	1-3	.333	0	4	4	5.8	2	0	3	1	0	5	7.1	
vs Gonzaga	03/25/2023		12:33	3-6	.500	0-0	.000	0-0	.000	1	2	3	5.7	3	0	0	3	0	6	7.1	
Totals			0	487:49	108-165	.655	0-1	.000	45-86	.523	82	128	210	5.7	70	17	39	68	14	261	7.1

Player Averages

Games Played	Minutes/game	Points/game	FG Pct	3FG Pct	FT Pct	Rebounds/game	Assists/game	Turnovers/game	Assist/Turnover ratio	Steals/game	Blocks/game
37	13.2	7.1	65.5	0.0	52.3	5.7	0.5	1.1	0.4	0.4	1.8



33 - Apostolos Roumoglou

6-7 • 205 • Freshman • Guard • Xanthi, Greece (Arion, Xanthi)

Career Highs

Points
2 (3x), last vs. Gonzaga (NCAA) (2/25/23)

Field Goals Made
1 (2x), Last vs. Gonzaga (NCAA)(3/23/23)

Field Goals Attempted
2 vs. Boston U. (GP) (11/11/22)

Three-Pt. Field Goals Made
--

Three-Pt. Field Goals Attempted
1 vs. Arkansas (NCAA) (2/23/23)

Free Throws Made
2 vs. Stonehill (XL) (11/7/22)

Free Throws Attempted
2 vs. Stonehill (XL) (11/7/22)

Rebounds
2 vs. LIU (GP) (12/10/22)

Assists
1 vs. LIU (GP) (12/10/22)

Steals
1 vs. LIU (GP) (12/10/22)

Blocks
--

Minutes
3.5 vs. LIU (GP) (12/10/22)

Season Highs

Points
2 (3x), last vs. Gonzaga (NCAA) (2/25/23)

Field Goals Made
1 (2x), last vs. Gonzaga (NCAA) (3/25/23)

Field Goals Attempted
2 vs. Boston U. (GP) (11/11/22)

Three-Pt. Field Goals Made
--

Three-Pt. Field Goals Attempted
1 vs. Arkansas (NCAA) (3/23/23)

Free Throws Made
2 vs. Stonehill (XL) (11/7/22)

Free Throws Attempted
2 vs. Stonehill (XL) (11/7/22)

Rebounds
2 vs. LIU (GP) (12/10/22)

Assists
1 vs. LIU (GP) (12/10/22)

Steals
1 vs. LIU (GP) (12/10/22)

Blocks
--

Minutes
3.5 vs. LIU (GP) (12/10/22)

Player Notes (2022-23)

- Made college debut in season opener against Stonehill, hit 2 free throws and grabbed 1 rebound.
- Scored first field goal in win over Boston University
- Saw playing time vs. Buffalo, UNCW, Delaware St., Oregon, Alabama, Florida
- Had 2 rebounds, 1 assist, 1 steal vs. LIU
- Saw first BIG EAST action against St. John's
- Logged playing time vs. DePaul
- Saw NCAA tourney action vs. Iona, Saint Mary's
- Scored against Gonzaga in NCAA tourney

Career at UConn

- Late arrival to UConn in early September

Career Stats

ROUMOGLOU, Apostolos

SEASON	TEAM	GP-GS	MIN	AVG	FG-FGA	FG%	3FG-3FGA	3FG%	FT-FTA	FT%	OFF	DEF	TOT	AVG	PF	FO	A	TO	BLK	STL	PTS	AVG
2022-23	UConn	18-0	28/1.6	2-7	.286	0-2	.000	2-3	.667		2	5	7	0.4	4-0	1	2	0	1	6	0.3	
TOTAL		18-0	28/1.6	2-7	.286	0-2	.000	2-3	.667		2	5	7	0.4	4-0	1	2	0	1	6	0.3	

2022-23 Game By Game

#33 ROUMOGLOU, Apostolos

Opponent	Date	GS	MIN	Total		3-Pointers		Free throws		Rebounds			PF	A	TO	BLK	STL	PTS	AVG		
				FG-FGA	PCT	3FG-3FGA	PCT	FT-FTA	PCT	OFF	DEF	TOT								AVG	
Stonehill	11/07/2022		01:28	0-0	.000	0-0	.000	2-2	1.000	1	0	1	1.0	0	0	0	0	2	2.0		
Boston U.	11/11/2022		02:21	1-2	.500	0-0	.000	0-0	.000	0	1	1	1.0	0	0	0	0	2	2.0		
Buffalo	11/15/2022		00:35	0-0	.000	0-0	.000	0-0	.000	0	0	0	0.7	0	0	0	0	0	1.3		
UNCW	11/18/2022		02:23	0-0	.000	0-0	.000	0-0	.000	0	0	0	0.5	0	0	1	0	0	1.0		
Delaware St.	11/20/2022		02:16	0-0	.000	0-0	.000	0-0	.000	0	0	0	0.4	1	0	0	0	0	0.8		
vs Oregon	11/24/2022		01:56	0-0	.000	0-0	.000	0-0	.000	0	1	1	0.5	0	0	1	0	0	0.7		
vs Alabama	11/25/2022		00:29	0-0	.000	0-0	.000	0-0	.000	0	0	0	0.4	0	0	0	0	0	0.6		
at Florida	12/07/2022		00:45	0-0	.000	0-0	.000	0-0	.000	0	0	0	0.4	1	0	0	0	0	0.5		
LIU	12/10/2022		03:24	0-0	.000	0-0	.000	0-0	.000	0	2	2	0.6	1	1	0	1	0	0.4		
St. John's (NY)	01/15/2023		00:57	0-0	.000	0-0	.000	0-0	.000	0	0	0	0.5	0	0	0	0	0	0.4		
Butler	01/22/2023		02:36	0-1	.000	0-0	.000	0-0	.000	0	0	0	0.5	1	0	0	0	0	0.4		
at DePaul	01/31/2023		00:26	0-0	.000	0-0	.000	0-0	.000	0	0	0	0.4	0	0	0	0	0	0.3		
DePaul	03/01/2023		02:05	0-2	.000	0-1	.000	0-0	.000	0	0	0	0.4	0	0	0	0	0	0.3		
at Villanova	03/04/2023		00:10	0-0	.000	0-0	.000	0-0	.000	0	0	0	0.4	0	0	0	0	0	0.3		
vs Iona	03/17/2023		01:34	0-0	.000	0-0	.000	0-0	.000	0	0	0	0.3	0	0	0	0	0	0.3		
vs Saint Mary's (CA)	03/19/2023		00:36	0-0	.000	0-0	.000	0-1	.000	0	1	1	0.4	0	0	0	0	0	0.3		
vs Arkansas	03/23/2023		02:11	0-1	.000	0-1	.000	0-0	.000	0	0	0	0.4	0	0	0	0	0	0.2		
vs Gonzaga	03/25/2023		01:50	1-1	1.000	0-0	.000	0-0	.000	1	0	1	0.4	0	0	0	0	2	0.3		
Totals		0	28:02	2-7	.286	0-2	.000	2-3	.667		2	5	7	0.4	4	1	2	0	1	6	0.3

Player Averages

Games Played	Minutes/game	Points/game	FG Pct	3FG Pct	FT Pct	Rebounds/game	Assists/game	Turnovers/game	Assist/Turnover ratio	Steals/game	Blocks/game
18	1.6	0.3	28.6	0.0	66.7	0.4	0.1	0.1	0.5	0.1	0.0



30 - Yarín Hassón

6-9 • 180 • Freshman • Forward • Gan Yavne, Israel (Gimnasia Realit)

Career Highs

Points
--

Field Goals Made
--

Field Goals Attempted
1 (2x) last vs. Butler (XL) (1/22/23)

Three-Pt. Field Goals Made
--

Three-Pt. Field Goals Attempted
1 vs. Delaware St. (XL) (11/20/22)

Free Throws Made
--

Free Throws Attempted
--

Rebounds
1 vs. Butler (XL) (1/22/23)

Assists
--

Steals
--

Blocks
1 vs. Stonehill (XL) (11/7/22)

Minutes
1.5 vs. Stonehill (XL) (11/7/22)

Season Highs

Points
--

Field Goals Made
--

Field Goals Attempted
1 (2x) last vs. Butler (XL) (1/22/23)

Three-Pt. Field Goals Made
--

Three-Pt. Field Goals Attempted
1 vs. Delaware St. (XL) (11/20/22)

Free Throws Made
--

Free Throws Attempted
--

Rebounds
1 vs. Butler (XL) (1/22/23)

Assists
--

Steals
--

Blocks
1 vs. Stonehill (XL) (11/7/22)

Minutes
1.5 vs. Stonehill (XL) (11/7/22)

Player Notes (2022-23)

- Made first college appearance in season-opening win against Stonehill and had 1 blocked shot.
- Saw action against Boston University.
- Had first shot attempt, a three-pointer, vs. Delaware St.
- Saw action vs. LIU
- Saw first BIG EAST action vs. Butler
- Appeared in NCAA Tourney games vs. Iona, Saint Mary's
- Saw action vs. Arkansas and Gonzaga in NCAA Tournament

Career at UConn

- Fifth player from Israel to play for UConn.
- Member of Israeli U18 National Team

Career Stats

HASSON, Yarín

		Field Goals		3-Point		F-Throws		Rebounds				Scoring								
SEASON	TEAM	GP-GS	MIN/AVG	FG-FGA	FG%	3FG-3FGA	3FG%	FT-FTA	FT%	OFF	DEF	TOT	AVG	PF-FO	A	TO	BLK	STL	PTS	AVG
2022-23	UConn	11-0	10/0.9	0-2	.000	0-1	.000	0-0	.000	1	0	1	0.1	3-0	0	0	1	0	0	0.0
TOTAL		11-0	10/0.9	0-2	.000	0-1	.000	0-0	.000	1	0	1	0.1	3-0	0	0	1	0	0	0.0

2022-23 Game By Game

#30 HASSON, Yarín

Opponent	Date	GS	MIN	Total		3-Pointers		Free throws		Rebounds				PF	A	TO	BLK	STL	PTS	AVG	
				FG-FGA	PCT	3FG-3FGA	PCT	FT-FTA	PCT	OFF	DEF	TOT	AVG								
Stonehill	11/07/2022		01:23	0-0	.000	0-0	.000	0-0	.000	0	0	0	0.0	1	0	0	1	0	0	0.0	
Boston U.	11/11/2022		01:00	0-0	.000	0-0	.000	0-0	.000	0	0	0	0.0	1	0	0	0	0	0	0.0	
UNCW	11/18/2022		00:58	0-0	.000	0-0	.000	0-0	.000	0	0	0	0.0	0	0	0	0	0	0	0.0	
Delaware St.	11/20/2022		00:54	0-1	.000	0-1	.000	0-0	.000	0	0	0	0.0	0	0	0	0	0	0	0.0	
vs Oregon	11/24/2022		00:52	0-0	.000	0-0	.000	0-0	.000	0	0	0	0.0	0	0	0	0	0	0	0.0	
LIU	12/10/2022		02:15	0-0	.000	0-0	.000	0-0	.000	0	0	0	0.0	1	0	0	0	0	0	0.0	
Butler	01/22/2023		00:46	0-1	.000	0-0	.000	0-0	.000	1	0	1	0.1	0	0	0	0	0	0	0.0	
vs Iona	03/17/2023		00:53	0-0	.000	0-0	.000	0-0	.000	0	0	0	0.1	0	0	0	0	0	0	0.0	
vs Saint Mary's (CA)	03/19/2023		00:36	0-0	.000	0-0	.000	0-0	.000	0	0	0	0.1	0	0	0	0	0	0	0.0	
vs Arkansas	03/23/2023		00:41	0-0	.000	0-0	.000	0-0	.000	0	0	0	0.1	0	0	0	0	0	0	0.0	
vs Gonzaga	03/25/2023		00:09	0-0	.000	0-0	.000	0-0	.000	0	0	0	0.1	0	0	0	0	0	0	0.0	
Totals			0	10:26	0-2	.000	0-1	.000	0-0	.000	1	0	1	0.1	3	0	0	1	0	0	0.0

Player Averages

Games Played	Minutes/game	Points/game	FG Pct	3FG Pct	FT Pct	Rebounds/game	Assists/game	Turnovers/game	Assist/Turnover ratio	Steals/game	Blocks/game
11	0.9	0.0	0.0	0.0	0.0	0.1	0.0	0.0	0.0	0.0	0.1



20 - Andrew Hurley

6-1 • 170 • Junior • Guard • Glastonbury, Conn. (East Catholic HS)

Player Notes (2022-23)

- Made appearance in season-opening win over Stonehill, attempted one 3-pointer
- Saw action against Boston University
- Had shot attempt vs. Delaware St.
- Scored first points of season on steal and breakaway layup vs. LIU
- Saw first BIG EAST action of season vs. Butler
- Saw playing time vs. DePaul, grabbing 1 rebound
- Logged playing time in NCAA tourney vs. Iona and Saint Mary's (1 steal)
- Saw NCAA tourney action vs. Arkansas, Gonzaga

Career at UConn

- Named to 2020-21 BIG EAST All-Academic Team.
- Took 1 shot as a freshman and hit a three-pointer vs. DePaul in BIG EAST Tournament.

Career Highs

Points
3 vs. DePaul (MSG) (3/11/21)

Field Goals Made
1 (2x), last vs. LIU (GP) (12/10/22)

Field Goals Attempted
2 vs. Gonzaga (NCAA) (3/25/23)

Three-Pt. Field Goals Made
1 vs. DePaul (MSG) (3/11/21)

Three-Pt. Field Goals Attempted
2 vs. Gonzaga (NCAA) (3/25/23)

Free Throws Made
--

Free Throws Attempted
--

Rebounds
1 (4x), last vs. Arkansas (NCAA) (3/25/23)

Assists
--

Steals
1 vs. LIU (GP) (12/10/22)

Blocks
--

Minutes
3 (3x), last vs. LIU (GP) (12/10/22)

Season Highs

Points
2 vs. LIU (GP) (12/10/22)

Field Goals Made
1 vs. LIU (GP) (12/10/22)

Field Goals Attempted
2 vs. Gonzaga (NCAA) (3/25/23)

Three-Pt. Field Goals Made
--

Three-Pt. Field Goals Attempted
2 vs. Gonzaga (NCAA) (2/25/23)

Free Throws Made
--

Free Throws Attempted
--

Rebounds
1 (2x) last vs. Arkansas (NCAA) (3/23/23)

Assists
--

Steals
1 vs. LIU (GP) (12/10/22)

Blocks
--

Minutes
3 vs. LIU (GP) (12/10/22)

Career Stats

HURLEY, Andrew

				Field Goals		3-Point		F-Throws		Rebounds				Scoring						
SEASON	TEAM	GP-GS	MIN/AVG	FG-FGA	FG%	3FG-3FGA	3FG%	FT-FTA	FT%	OFF	DEF	TOT	AVG	PF-FO	A	TO	BLK	STL	PTS	AVG
2020-21	UConn	4-0	6/1.4	1-1	1.000	1-1	1.000	0-0	.000	0	0	0	0.0	0-0	0	0	0	0	3	0.8
2021-22	UConn	6-0	11/1.8	0-2	.000	0-2	.000	0-0	.000	0	2	2	0.3	1-0	0	0	0	0	0	0.0
2022-23	UConn	13-0	18/1.4	1-7	.143	0-3	.000	0-0	.000	0	2	2	0.2	1-0	0	2	0	2	2	0.2
TOTAL		23-0	34/1.5	2-10	.200	1-6	.167	0-0	.000	0	4	4	0.2	2-0	0	2	0	2	5	0.2

2022-23 Game By Game

#20 HURLEY, Andrew

Opponent	Date	GS	MIN	Total		3-Pointers		Free throws		Rebounds				PF	A	TO	BLK	STL	PTS	AVG
				FG-FGA	PCT	3FG-3FGA	PCT	FT-FTA	PCT	OFF	DEF	TOT	AVG							
Stonehill	11/07/2022		01:23	0-1	.000	0-1	.000	0-0	.000	0	0	0	0.0	0	0	0	0	0	0	0.0
Boston U.	11/11/2022		01:38	0-0	.000	0-0	.000	0-0	.000	0	0	0	0.0	0	0	0	0	0	0	0.0
UNCW	11/18/2022		01:29	0-0	.000	0-0	.000	0-0	.000	0	0	0	0.0	0	0	0	0	0	0	0.0
Delaware St.	11/20/2022		01:12	0-1	.000	0-0	.000	0-0	.000	0	0	0	0.0	0	0	0	0	0	0	0.0
vs Oregon	11/24/2022		00:52	0-0	.000	0-0	.000	0-0	.000	0	0	0	0.0	0	0	0	0	0	0	0.0
at Florida	12/07/2022		00:45	0-0	.000	0-0	.000	0-0	.000	0	0	0	0.0	0	0	0	0	0	0	0.0
LIU	12/10/2022		02:52	1-2	.500	0-0	.000	0-0	.000	0	0	0	0.0	0	1	0	1	2	0.3	
Butler	01/22/2023		01:10	0-0	.000	0-0	.000	0-0	.000	0	0	0	0.0	0	0	0	0	0	0	0.3
DePaul	03/01/2023		01:26	0-1	.000	0-0	.000	0-0	.000	0	1	1	0.1	0	0	0	0	0	0	0.2
vs Iona	03/17/2023		01:34	0-0	.000	0-0	.000	0-0	.000	0	0	0	0.1	0	0	0	0	0	0	0.2
vs Saint Mary's (CA)	03/19/2023		00:36	0-0	.000	0-0	.000	0-0	.000	0	0	0	0.1	1	0	1	0	1	0	0.2
vs Arkansas	03/23/2023		01:23	0-0	.000	0-0	.000	0-0	.000	0	1	1	0.2	0	0	0	0	0	0	0.2
vs Gonzaga	03/25/2023		01:50	0-2	.000	0-2	.000	0-0	.000	0	0	0	0.2	0	0	0	0	0	0	0.2
Totals			0 18:10	1-7	.143	0-3	.000	0-0	.000	0	2	2	0.2	1	0	2	0	2	2	0.2

Player Averages

Games Played	Minutes/game	Points/game	FG Pct	3FG Pct	FT Pct	Rebounds/game	Assists/game	Turnovers/game	Assist/Turnover ratio	Steals/game	Blocks/game
13	1.4	0.2	14.3	0.0	0.0	0.2	0.0	0.2	0.0	0.2	0.0



41 - Emmett Hendry

6-3 • 155 • Freshman • Guard • Brooklyn, N.Y. (Montverde Academy)

Player Notes (2022-23)

- Made first appearance in season-opening win over Stonehill.
- Also saw action vs. Boston University, UNCW, Delaware St., Oregon and LIU
- Saw first BIG EAST action vs. Butler
- Logged playing time in NCAA tourney game vs. Saint Mary's
- Saw NCAA Tournament action vs. Gonzaga

Career at UConn

Career Highs

Points
--
Field Goals Made
--
Field Goals Attempted
--
Three-Pt. Field Goals Made
--
Three-Pt. Field Goals Attempted
--
Free Throws Made
--
Free Throws Attempted
--
Rebounds
--
Assists
--
Steals
--
Blocks
--
Minutes
1 (5x), last vs. LIU (GP) (12/10/22)

Season Highs

Points
--
Field Goals Made
--
Field Goals Attempted
--
Three-Pt. Field Goals Made
--
Three-Pt. Field Goals Attempted
--
Free Throws Made
--
Free Throws Attempted
--
Rebounds
--
Assists
--
Steals
--
Blocks
--
Minutes
1 (5x), last vs. LIU (GP) (12/10/22)

Career Stats

HENDRY, Emmett

SEASON	TEAM	GP-GS	MIN/AVG	Field Goals		3-Point		F-Throws		Rebounds			Scoring							
				FG-FGA	FG%	3FG-3FGA	3FG%	FT-FTA	FT%	OFF	DEF	TOT	AVG	PF-FO	A	TO	BLK	STL	PTS	AVG
2022-23	UConn	9-0	7/0.8	0-0	.000	0-0	.000	0-0	.000	0	0	0	0.0	0-0	0	1	0	0	0	0.0
TOTAL		9-0	7/0.8	0-0	.000	0-0	.000	0-0	.000	0	0	0	0.0	0-0	0	1	0	0	0	0.0

2022-23 Game By Game

#41 HENDRY, Emmett

Opponent	Date	GS	MIN	Total			3-Pointers		Free throws		Rebounds			PF	A	TO	BLK	STL	PTS	AVG
				FG-FGA	PCT	3FG-3FGA	PCT	FT-FTA	PCT	OFF	DEF	TOT	AVG							
Stonehill	11/07/2022		00:23	0-0	.000	0-0	.000	0-0	.000	0	0	0	0.0	0	0	0	0	0	0.0	
Boston U.	11/11/2022		01:00	0-0	.000	0-0	.000	0-0	.000	0	0	0	0.0	0	0	0	0	0	0.0	
UNCW	11/18/2022		00:58	0-0	.000	0-0	.000	0-0	.000	0	0	0	0.0	0	0	0	0	0	0.0	
Delaware St.	11/20/2022		00:54	0-0	.000	0-0	.000	0-0	.000	0	0	0	0.0	0	0	0	0	0	0.0	
vs Oregon	11/24/2022		00:52	0-0	.000	0-0	.000	0-0	.000	0	0	0	0.0	0	0	0	0	0	0.0	
LIU	12/10/2022		01:20	0-0	.000	0-0	.000	0-0	.000	0	0	0	0.0	0	0	0	0	0	0.0	
Butler	01/22/2023		00:46	0-0	.000	0-0	.000	0-0	.000	0	0	0	0.0	0	0	0	0	0	0.0	
vs Saint Mary's (CA)	03/19/2023		00:36	0-0	.000	0-0	.000	0-0	.000	0	0	0	0.0	0	1	0	0	0	0.0	
vs Gonzaga	03/25/2023		00:09	0-0	.000	0-0	.000	0-0	.000	0	0	0	0.0	0	0	0	0	0	0.0	
Totals			06:58	0-0	.000	0-0	.000	0-0	.000	0	0	0	0.0	0	1	0	0	0	0.0	

Player Averages

Games Played	Minutes/game	Points/game	FG Pct	3FG Pct	FT Pct	Rebounds/game	Assists/game	Turnovers/game	Assist/Turnover ratio	Steals/game	Blocks/game
9	0.8	0.0	0.0	0.0	0.0	0.0	0.0	0.1	0.0	0.0	0.0

ALL-TIME NATIONAL POSTSEASON TOURNAMENT RESULTS

Year	Coach	Record	Opponent--Date	Site	Result
1950-51--NCAA	Hugh Greer	22-4	St. John's-- 3/20/51	New York, NY	L, 52-63
1953-54--NCAA	Hugh Greer	23-3	Navy-- 3/8/54	Buffalo, NY	L, 80-85
1954-55-- NIT	Hugh Greer	20-5	St. Louis-- 3/12/55	New York, NY	L, 103-110
1955-56--NCAA (Sweet 16)	Hugh Greer	17-11	Manhattan-- 3/13/56	New York, NY	W, 84-75
			Temple-- 3/16/56	Philadelphia, PA	L, 59-65
			Dartmouth-- 3/17/56	Philadelphia, PA	L, 64-85
1956-57--NCAA	Hugh Greer	17-8	Syracuse-- 3/12/57	New York, NY	L, 76-82
1957-58--NCAA	Hugh Greer	17-10	Dartmouth-- 3/11/58	New York, NY	L, 64-75
1958-59--NCAA	Hugh Greer	17-7	Boston University-- 3/10/59	New York, NY	L, 58-60
1959-60--NCAA	Hugh Greer	17-9	New York University-- 3/8/60	New York, NY	L, 59-78
1962-63--NCAA	Hugh Greer/George Wigton	18-7	West Virginia-- 3/11/63	Philadelphia, PA	L, 71-77
1963-64--NCAA (Elite Eight)	Fred Shabel	16-11	Temple-- 3/9/64	Philadelphia, PA	W, 53-48
			Princeton-- 3/14/64	Raleigh, NC	W, 52-50
			Duke-- 3/16/64	Raleigh, NC	L, 54-101
1964-65--NCAA	Fred Shabel	23-3	St. Joseph's-- 3/8/65	Philadelphia, PA	L, 61-67
1966-67--NCAA	Fred Shabel	17-7	Boston College-- 3/11/67	Kingston, RI	L, 42-48
1973-74-- NIT	Dee Rowe	19-8	St. John's -- 3/17/74	New York, NY	W, 82-70
(NIT Quarterfinals)			Boston College-- 3/21/74	New York, NY	L, 75-76
1974-75-- NIT	Dee Rowe	18-10	South Carolina-- 3/16/75	New York, NY	L, 61-71
1975-76--NCAA (Sweet 16)	Dee Rowe	19-10	Hofstra-- 3/13/76	Providence, RI	W, 80-78 (ot)
			Rutgers-- 3/18/76	Greensboro, NC	L, 79-93
1978-79--NCAA	Dom Perno	21-8	Syracuse-- 3/10/79	Providence, RI	L, 81-89
1979-80-- NIT	Dom Perno	20-9	St. Peter's-- 3/5/80	Storrs, CT	L, 56-71
1980-81-- NIT	Dom Perno	20-9	South Florida-- 3/12/81	Tampa, FL	W, 65-55
			Minnesota-- 3/16/81	Hartford, CT	L, 66-84
1981-82-- NIT	Dom Perno	17-11	Dayton-- 3/10/82	Dayton, OH	L, 75-76 (ot)
1987-88-- NIT (NIT Champions)	Jim Calhoun	20-14	West Virginia-- 3/17/88	Morgantown, WV	W, 62-57 (ot)
			Louisiana Tech-- 3/21/88	Hartford, CT	W, 65-59
			Virginia Commonwealth-- 3/25/88	Storrs, CT	W, 72-61
			Boston College-- 3/29/88	New York, NY	W, 73-67
			Ohio State-- 3/30/88	New York, NY	W, 72-67
1988-89-- NIT (NIT Quarterfinals)	Jim Calhoun	18-13	UNC Charlotte-- 3/15/89	Charlotte, NC	W, 67-62
			California-- 3/20/89	Hartford, CT	W, 73-72
			Ala.-Birmingham-- 3/22/89	Storrs, CT	L, 79-85
1989-90--NCAA (Elite Eight)	Jim Calhoun	31-6	Boston University-- 3/15/90	Hartford, CT	W, 76-52
			California-- 3/17/90	Hartford, CT	W, 74-54
			Clemson-- 3/22/90	East Rutherford, NJ	W, 71-70
			Duke-- 3/24/90	East Rutherford, NJ	L, 78-79 (ot)
1990-91--NCAA (Sweet 16)	Jim Calhoun	20-11	Louisiana State-- 3/14/91	Minneapolis, MN	W, 79-62
			Xavier-- 3/16/91	Minneapolis, MN	W, 66-50
			Duke-- 3/22/91	Pontiac, MI	L, 81-67
1991-92--NCAA	Jim Calhoun	20-10	Nebraska-- 3/19/92	Cincinnati, OH	W, 86-65
			Ohio State-- 3/21/92	Cincinnati, OH	L, 55-78
1992-93-- NIT	Jim Calhoun	15-13	Jackson State-- 3/19/93	Storrs, CT	L, 88-90 (ot)
1993-94--NCAA (Sweet 16)	Jim Calhoun	29-5	Rider-- 3/17/94	Uniondale, NY	W, 64-46
			George Washington-- 3/19/94	Uniondale, NY	W, 75-63
			Florida-- 3/25/94	Miami, FL	L, 60-69 (ot)
1994-95--NCAA (Elite Eight)	Jim Calhoun	28-5	Tenn.-Chattanooga-- 3/16/95	Salt Lake City, UT	W, 100-71
			Cincinnati-- 3/18/95	Salt Lake City, UT	W, 96-91
			Maryland-- 3/23/95	Oakland, CA	W, 99-89
			UCLA-- 3/25/95	Oakland, CA	L, 96-102
*1995-96--NCAA (Sweet 16)	Jim Calhoun	30-2	*Colgate-- 3/14/96	Indianapolis, IN	W, 68-59
			*Eastern Michigan-- 3/16/96	Indianapolis, IN	W, 95-81
			*Mississippi State-- 3/22/96	Lexington, KY	L, 55-60
*-- results declared null and void by the NCAA					
1996-97-- NIT (NIT Semifinals--Third Place)	Jim Calhoun	18-15	Iona-- 3/12/97	Storrs, CT	W, 71-66
			Bradley-- 3/18/97	Storrs, CT	W, 63-47
			Nebraska-- 3/21/97	Storrs, CT	W, 76-67
			Florida State-- 3/25/97	New York, NY	L, 66-71 (ot)
			Arkansas-- 3/27/97	New York, NY	W, 74-64
1997-98--NCAA (Elite Eight)	Jim Calhoun	32-5	Fairleigh Dickinson-- 3/12/98	Washington, DC	W, 93-85
			Indiana-- 3/14/98	Washington, DC	W, 78-68
			Washington-- 3/19/98	Greensboro, NC	W, 75-74
			North Carolina-- 3/21/98	Greensboro, NC	L, 64-75
1998-99--NCAA (NCAA National Champions)	Jim Calhoun	34-2	Texas/San Antonio- 3/11/99	Denver, CO	W, 91-66
			New Mexico- 3/13/99	Denver, CO	W, 78-56
			Iowa- 3/18/99	Phoenix, AZ	W, 78-68
			Gonzaga- 3/20/99	Phoenix, AZ	W, 67-62
			Ohio State- 3/27/99	St. Petersburg, FL	W, 64-58
			Duke- 3/29/99	St. Petersburg, FL	W, 77-74
1999-00--NCAA	Jim Calhoun	25-10	Utah State- 3/17/00	Birmingham, AL	W, 75-67
			Tennessee- 3/19/00	Birmingham, AL	L, 65-51
2000-01- - NIT	Jim Calhoun	20-12	South Carolina- 3/14/01	Storrs, CT	W, 72-65
			Detroit Mercy- 3/18/01	Storrs, CT	L, 67-61

ALL-TIME NATIONAL POSTSEASON TOURNAMENT RESULTS

2001-02--NCAA (Elite Eight)	Jim Calhoun	27-7	Hampton- 3/15/02 North Carolina State- 3/17/02 Southern Illinois- 3/22/02 Maryland- 3/24/02	Washington, DC Washington, DC Syracuse, NY Syracuse, NY	W, 78-67 W, 77-74 W, 71-59 L, 90-82
2002-03--NCAA (Sweet 16)	Jim Calhoun	23-10	Brigham Young- 3/20/03 Stanford- 3/22/03 Texas- 3/28/03	Spokane, WA Spokane, WA San Antonio, TX	W, 58-53 W, 85-74 L, 82-78
2003-04--NCAA (NCAA National Champions)	Jim Calhoun	33-6	Vermont- 3/18/03 DePaul- 3/20/03 Vanderbilt- 3/25/04 Alabama- 3/27/04 Duke- 4/3/04 Georgia Tech- 4/5/04	Buffalo, NY Buffalo, NY Phoenix, AZ Phoenix, AZ San Antonio, TX San Antonio, TX	W, 70-53 W, 72-55 W, 73-53 W, 87-71 W, 79-78 W, 82-73
2004-05--NCAA	Jim Calhoun	23-8	Central Florida- 3/18/05 North Carolina State- 3/20/05	Worcester, MA Worcester, MA	W, 77-71 L, 62-65
2005-06--NCAA (Elite Eight)	Jim Calhoun	30-4	Albany-3/17/06 Kentucky- 3/19/06 Washington- 3/24/06 George Mason- 3/26/06	Philadelphia, PA Philadelphia, PA Washington, DC Washington, DC	W, 72-59 W, 87-83 W, 98-92 (ot) L, 84-86 (ot)
2007-08--NCAA	Jim Calhoun	24-9	San Diego - 3/21/08	Tampa, FL	L, 69-70 (ot)
2008-09--NCAA (Final Four)	Jim Calhoun	31-5	Chattanooga - 3/19/09 Texas A & M - 3/21/09 Purdue - 3/26/09 Missouri - 3/28/09	Philadelphia, PA Philadelphia, PA Glendale, AZ Glendale, AZ	W, 103-47 W, 92-66 W, 72-60 W, 82-75
2009-10--NIT	Jim Calhoun	18-16	Michigan State - 4/4/09 Northeastern - 3/16/10 Virginia Tech - 3/22/10	Detroit, Mich. Storrs, CT Blacksburg, VA	L, 73-82 W, 59-57 L, 63-65
2010-11--NCAA (NCAA National Champions)	Jim Calhoun	32-9	Bucknell - 3/17/11 Cincinnati - 3/19/11 San Diego State - 3/24/11 Arizona -3/26/11 Kentucky - 4/2/11 Butler - 4/4/11	Washington, DC Washington, DC Anaheim, CA Anaheim, CA Houston, TX Houston, TX	W, 81-52 W, 69-58 W, 74-67 W, 65-63 W, 56-55 W, 53-41
2011-12--NCAA	Jim Calhoun	20-14	Iowa State - 3/15/12	Louisville, KY	L, 64-77
2013-14--NCAA (NCAA National Champions)	Kevin Ollie	32-8	Saint Joseph's - 3/20/14 Villanova - 3/22/14 Iowa State - 3/28/14 Michigan State - 3/30/14 Florida - 4/5/14 Kentucky - 4/7/14	Buffalo, N.Y. Buffalo, N.Y. New York, N.Y. New York, N.Y. Arlington, Texas Arlington, Texas	W, 89-81 ot W, 77-65 W, 81-76 W, 60-54 W, 63-53 W, 60-54
2014-15--NIT	Kevin Ollie	20-15	Arizona State - 3/18/15	Storrs, CT	L, 61-68
2015-16--NCAA	Kevin Ollie	25-11	Colorado - 3/17/16 Kansas - 3/19/16 Maryland - 3/20/21 New Mexico State - 3/17/22	Des Moines, Iowa Des Moines, Iowa Weat Lafayette, Ind. Buffalo, N.Y.	W, 74-67 L, 61-73 L, 54-63 L, 63-70
2020-21--NCAA	Dan Hurley	15-8	Iona - 3/17/23	Albany, N.Y.	W, 87-63
2021-22--NCAA	Dan Hurley	23-10	Saint Mary's - 3/19/23	Albany, N.Y.	W, 70-55
2022-23--NCAA	Dan Hurley	27-8	Arkansas - 3/23/23	Las Vegas, Nev.	W, 88-65
	Dan Hurley	28-8	Gonzaga - 3/25/23	Las Vegas, Nev.	W, 82-54

NCAA Tournament Appearances (36); Record: 63-32 ^ *

1951, 1954, 1956, 1957, 1958, 1959, 1960, 1963, 1964, 1965, 1967, 1976, 1979, 1990, 1991, 1992, 1994, 1995, 1996, 1998, 1999, 2000, 2002, 2003, 2004, 2005, 2006, 2008, 2009, 2011, 2012, 2014, 2016, 2021, 2022, 2023

NCAA National Championship Game Appearances (4); Record: 4-0

1999, 2004, 2011, 2014

NCAA Final Four Appearances (6); Record: 8-1 *

1999, 2004, 2009, 2011, 2014, 2023

NCAA Elite Eight Appearances (12); Record: 6-6

1964, 1990, 1995, 1998, 1999, 2002, 2004, 2006, 2009, 2011, 2014, 2023

NCAA Sweet 16 Appearances (18); Record: 12-6

1956, 1964, 1976, 1990, 1991, 1994, 1995, 1996, 1998, 1999, 2002, 2003, 2004, 2006, 2009, 2011, 2014, 2023

* -- Pending 2023 outcome; ^-- According to NCAA record book, 61-31, after 1996 win-loss result declared null and void by NCAA.

NIT Appearances (13); Record: 15-12

1955, 1974, 1975, 1980, 1981, 1982, 1988, 1989, 1993, 1997, 2001, 2010, 2015

NIT Championship Game Appearances (1); Record: 1-0

1988

NIT Semifinal Appearances (2); Record: 1-1

1988, 1997

NIT Quarterfinal Appearances (4); Record: 2-2

1974, 1988, 1989, 1997

NCAA TOURNAMENT GAME-BY-GAME STATISTICS

		Pts.	FG-FGA	Pct.	3FG/A	Pct.	FT/A	Pct.	O-D	Total	PF	Ast.	TO	Blk	Stl.
Connecticut St. John's	(1951)	52	19-63	.302	-	-	14-21	.667	--	21	16	15	--	--	--
		63	24-63	.381	-	-	15-20	.750	--	56	19	15	--	--	--
Connecticut Navy	(1954)	80	29-NA	.NA	-	-	22-30	.733	--	--	22	--	--	--	--
		85	31-NA	.NA	-	-	23-32	.719	--	--	22	--	--	--	--
Connecticut Manhattan	(1956)	84	32-NA	.NA	-	-	20-25	.800	--	--	14	--	--	--	--
		75	31-NA	.NA	-	-	13-25	.520	--	--	14	--	--	--	--
Connecticut Temple	(1956)	59	23-83	.277	-	-	13-24	.542	--	46	13	10	--	--	--
		65	27-81	.333	-	-	11-19	.579	--	76	16	18	--	--	--
Connecticut Dartmouth	(1956)	64	23-77	.299	-	-	18-28	.643	--	49	18	10	--	--	--
		85	32-66	.485	-	-	21-30	.700	--	46	16	18	--	--	--
Connecticut Syracuse	(1957)	76	29-NA	.NA	-	-	18-24	.750	--	--	12	--	--	--	--
		82	33-NA	.NA	-	-	16-25	.640	--	--	14	--	--	--	--
Connecticut Dartmouth	(1958)	64	24-70	.343	-	-	16-22	.727	--	36	16	--	--	--	--
		75	31-67	.463	-	-	13-22	.591	--	40	16	--	--	--	--
Connecticut BU	(1959)	58	18-NA	.NA	-	-	22-29	.759	--	NA	21	--	--	--	--
		60	18-NA	.NA	-	-	24-33	.727	--	NA	22	--	--	--	--
Connecticut NYU	(1960)	59	21-75	.280	-	-	17-22	.773	--	42	15	4	--	--	--
		78	30-64	.468	-	-	18-23	.783	--	57	18	12	--	--	--
Connecticut West Virginia	(1963)	71	26-75	.347	-	-	19-29	.655	--	54	20	8	--	--	--
		77	28-61	.459	-	-	21-29	.724	--	46	19	12	--	--	--
Connecticut Temple	(1964)	53	23-66	.349	-	-	7-15	.467	--	50	7	11	--	--	--
		48	20-62	.323	-	-	8-11	.727	--	46	13	7	--	--	--
Connecticut Princeton	(1964)	52	19-44	.432	-	-	14-19	.737	--	28	11	4	--	--	--
		50	20-48	.417	-	-	10-11	.909	--	25	13	3	--	--	--
Connecticut Duke	(1964)	54	21-69	.304	-	-	12-23	.522	--	32	18	9	22	--	--
		101	43-75	.573	-	-	15-21	.714	--	41	21	22	12	--	--
Connecticut St. Joseph's	(1965)	61	26-63	.413	-	-	9-16	.563	--	46	13	11	--	--	--
		67	28-63	.444	-	-	11-15	.733	--	37	14	16	--	--	--
Connecticut BC	(1967)	42	16-35	.457	-	-	10-14	.714	--	20	16	NA	--	--	--
		48	16-26	.615	-	-	16-25	.640	--	22	15	NA	--	--	--
Connecticut (OT) Hofstra	(1976)	80	32-64	.500	-	-	16-26	.615	--	40	19	20	--	--	--
		78	33-63	.524	-	-	12-20	.600	--	33	24	15	--	--	--
Connecticut Rutgers	(1976)	79	30-73	.411	-	-	19-22	.864	--	44	19	5	--	--	--
		93	39-82	.476	-	-	15-23	.652	--	45	22	11	--	--	--
Connecticut Syracuse	(1979)	81	27-80	.338	-	-	27-31	.871	--	46	21	14	17	3	14
		89	37-62	.597	-	-	15-22	.682	--	43	23	22	27	2	9
Connecticut BU	(1990)	76	27-69	.391	5-13	.385	17-26	.654	22-22	44	12	12	11	2	19
		52	22-51	.431	4-7	.571	4-8	.500	10-27	37	18	13	27	3	4
Connecticut California	(1990)	74	24-63	.381	7-17	.412	19-25	.760	15-17	32	21	11	11	6	16
		54	19-39	.487	2-12	.167	14-22	.636	7-26	33	19	11	28	3	2
Connecticut Clemson	(1990)	71	28-64	.438	4-10	.400	11-15	.733	16-20	36	23	16	19	1	7
		70	25-56	.446	4-12	.333	16-25	.640	17-23	40	16	11	20	4	9
Connecticut (OT) Duke	(1990)	78	32-68	.471	3-14	.214	11-12	.917	13-32	45	26	16	19	6	6
		79	25-64	.391	4-13	.308	25-32	.781	12-24	36	16	15	12	3	9
Connecticut LSU	(1991)	79	31-59	.525	4-8	.500	13-24	.542	13-31	44	16	21	14	5	9
		62	24-75	.320	4-19	.211	10-15	.667	24-22	46	19	13	14	6	7
Connecticut Xavier	(1991)	66	24-51	.471	3-11	.273	15-24	.625	10-24	34	13	10	16	4	14
		50	20-58	.345	4-18	.222	6-11	.546	18-19	37	19	11	21	1	7
Connecticut Duke	(1991)	67	24-60	.400	9-20	.450	10-18	.556	16-16	32	26	14	18	1	7
		81	25-45	.556	7-12	.583	24-33	.727	17-22	39	19	16	21	5	5
Connecticut Nebraska	(1992)	86	36-73	.493	7-18	.389	7-11	.636	11-29	40	18	13	6	3	5
		65	25-72	.347	4-15	.267	11-20	.550	21-28	49	12	14	15	5	2
Connecticut Ohio St.	(1992)	55	25-68	.368	0-10	.000	5-8	.625	18-23	42	19	2	17	4	7
		78	23-66	.439	6-15	.400	14-21	.667	16-25	41	13	12	13	0	6

NCAA TOURNAMENT GAME-BY-GAME STATISTICS

		Pts.	FG-FGA	Pct.	3FG/A	Pct.	FT/A	Pct.	O-D	Total	PF	Ast.	TO	Blk	Stl.
Connecticut Rider	(1994)	64	23-50	.460	2-8	.250	16-22	.727	17-21	38	15	8	17	2	9
		46	19-55	.346	2-15	.133	6-8	.750	16-14	30	20	9	19	1	4
Connecticut George Wash.	(1994)	75	22-57	.386	5-12	.417	26-32	.813	15-33	48	20	17	12	3	6
		63	21-73	.288	5-28	.179	16-21	.762	23-22	45	23	5	9	1	5
Connecticut (OT) Florida	(1994)	60	21-55	.382	2-17	.118	16-22	.727	11-32	43	20	15	23	10	6
		69	25-67	.373	3-12	.250	16-25	.640	15-25	40	16	14	16	1	12
Connecticut UT-Chattanooga	(1995)	100	32-63	.508	7-15	.467	29-34	.853	13-41	54	24	23	19	6	9
		71	22-81	.272	5-38	.132	22-27	.815	21-20	41	23	11	11	3	7
Connecticut Cincinnati	(1995)	96	35-62	.565	6-13	.462	20-24	.833	13-22	35	14	20	13	2	7
		91	34-71	.479	15-30	.500	8-10	.800	17-16	33	21	22	15	3	3
Connecticut Maryland	(1995)	99	36-74	.487	6-14	.429	21-33	.636	20-23	43	15	22	9	2	6
		89	38-83	.458	4-20	.200	9-14	.643	25-24	49	24	22	16	2	3
Connecticut UCLA	(1995)	96	33-76	.434	7-22	.318	23-27	.852	20-25	45	26	17	17	0	5
		102	36-66	.546	2-11	.182	28-39	.718	10-24	34	22	23	9	2	9
Connecticut Colgate	(1996)	68	28-64	.438	6-15	.400	6-13	.462	16-25	41	12	16	13	10	8
		59	22-63	.349	9-21	.429	6-9	.667	15-21	36	13	9	17	7	2
Connecticut E. Michigan	(1996)	95	34-63	.540	7-14	.500	20-28	.714	22-23	45	11	19	14	6	3
		81	31-66	.470	9-23	.391	10-15	.667	15-12	27	26	11	10	4	8
Connecticut Miss. St.	(1996)	55	22-68	.324	7-20	.350	4-6	.667	23-22	45	14	11	12	4	3
		60	23-56	.411	7-15	.467	7-10	.700	11-24	35	13	14	10	7	5
Connecticut FDU	(1998)	93	27-61	.443	7-14	.500	32-43	.744	15-25	40	21	14	12	3	11
		85	28-62	.452	10-28	.357	19-30	.633	15-23	38	16	14	11	1	8
Connecticut Indiana	(1998)	78	29-59	.492	7-20	.350	13-18	.722	14-20	34	17	17	12	0	4
		68	24-50	.480	4-14	.286	16-18	.889	6-20	26	16	14	11	1	8
Connecticut Washington	(1998)	75	25-52	.481	4-14	.286	21-23	.913	9-23	32	23	9	15	4	5
		74	28-62	.452	2-10	.200	16-20	.800	14-19	33	17	12	11	3	2
Connecticut North Carolina	(1998)	64	23-58	.397	8-24	.333	10-15	.667	12-18	30	14	11	12	1	4
		75	31-63	.492	4-14	.286	9-11	.818	14-25	39	10	17	8	5	4
Connecticut TX-San Antonio	(1999)	91	37-67	.552	5-13	.385	12-15	.800	11-32	43	19	23	15	10	12
		66	25-61	.410	3-17	.176	13-26	.500	13-20	33	14	11	18	4	8
Connecticut New Mexico	(1999)	78	28-62	.452	6-17	.353	16-20	.800	13-32	45	16	12	10	3	2
		56	15-57	.263	4-21	.190	22-25	.880	10-23	33	16	8	10	2	4
Connecticut Iowa	(1999)	78	26-48	.542	6-13	.462	20-24	.833	5-21	26	16	18	12	2	5
		68	25-61	.410	8-23	.348	10-16	.625	16-16	32	21	11	15	0	6
Connecticut Gonzaga	(1999)	67	24-65	.369	0-9	.000	19-27	.704	21-26	47	18	12	11	2	5
		62	20-57	.351	5-21	.238	17-22	.773	13-20	33	23	10	12	5	8
Connecticut Ohio State	(1999)	64	26-55	.473	1-6	.167	11-15	.733	11-28	39	21	9	14	3	6
		58	23-63	.365	3-14	.214	9-18	.500	17-18	35	16	14	11	6	5
Connecticut Duke	(1999)	77	32-61	.525	3-8	.375	10-18	.556	14-27	41	20	11	16	6	4
		74	23-56	.411	7-19	.368	21-27	.778	10-21	31	19	10	12	4	6
Connecticut Utah State	(2000)	75	28-58	.483	3-8	.375	16-22	.727	15-22	37	10	8	14	3	10
		67	25-55	.455	6-17	.353	11-12	.917	8-14	22	17	11	15	0	6
Connecticut Tennessee	(2000)	51	22-57	.386	4-12	.333	3-4	.750	14-23	37	20	4	15	1	1
		65	21-47	.447	7-17	.412	16-23	.696	6-20	26	9	15	8	3	7
Connecticut Hampton	(2002)	78	28-55	.509	6-14	.429	16-24	.667	11-32	43	13	17	15	7	5
		67	24-68	.353	9-22	.409	10-14	.714	14-20	34	19	17	8	0	10
Connecticut N. Carolina St.	(2002)	77	26-42	.619	4-8	.500	21-22	.955	7-23	30	13	14	21	8	8
		74	26-64	.406	11-26	.423	11-15	.733	17-10	27	17	14	11	0	9
Connecticut Southern Illinois	(2002)	71	24-52	.462	5-9	.556	18-30	.600	13-25	38	22	14	14	2	6
		59	23-60	.383	1-14	.071	12-21	.571	18-22	40	27	11	12	1	5
Connecticut Maryland	(2002)	82	25-55	.455	7-17	.412	25-34	.735	14-17	31	23	12	14	5	3
		90	27-53	.509	5-9	.556	31-35	.886	10-23	33	23	14	13	2	7

NCAA TOURNAMENT GAME-BY-GAME STATISTICS

		Pts.	FG-FGA	Pct.	3FG/A	Pct.	FT/A	Pct.	O-D	Total	PF	Ast.	TO	Blk	Stl.
Connecticut	(2003)	58	17-52	32.7	4-14	28.6	20-27	74.1	12-29	41	16	8	14	8	3
		53	20-64	31.3	2-17	11.8	11-13	84.6	15-26	41	22	11	11	4	8
Connecticut	(2003)	85	31-68	45.6	6-10	60.0	17-21	81.0	17-26	43	13	12	9	1	4
		74	27-62	43.5	8-23	34.8	12-17	70.6	11-22	33	18	12	11	6	2
Connecticut	(2003)	78	30-71	42.3	4-13	30.8	14-25	56.0	14-27	41	21	13	11	8	7
		82	24-69	34.8	5-18	27.8	29-36	80.6	21-31	52	21	13	10	5	5
Connecticut	(2004)	70	26-52	50.0	6-14	42.9	12-23	52.2	11-31	42	8	13	13	3	6
		53	19-60	31.7	11-32	34.4	4-6	66.7	11-18	29	19	10	12	1	7
Connecticut	(2004)	72	26-60	43.3	5-16	31.3	15-23	65.2	13-31	44	15	15	5	5	5
		55	20-59	33.9	5-15	33.3	10-13	76.9	9-26	35	20	12	8	0	1
Connecticut	(2004)	73	27-51	52.9	6-17	35.3	13-15	86.7	11-33	44	10	14	18	4	6
		53	20-57	35.1	8-24	33.3	5-8	62.5	6-15	21	14	11	11	0	8
Connecticut	(2004)	87	29-60	48.3	10-17	58.8	19-29	65.5	15-25	40	18	17	7	7	3
		71	25-60	41.7	6-19	31.6	15-18	83.3	12-21	33	23	14	9	5	2
Connecticut	(2004)	79	26-52	50.0	6-11	54.5	21-32	65.6	13-31	44	20	9	18	6	5
		78	29-71	40.8	6-22	27.3	14-23	60.9	17-20	37	24	11	9	3	8
Connecticut	(2004)	82	26-61	42.6	5-17	29.4	25-39	64.1	18-32	50	18	10	16	2	5
		73	27-71	38.0	7-22	31.8	12-21	57.1	18-25	43	26	9	14	1	10
Connecticut	(2005)	77	29-58	50.0	3-6	50.0	16-25	64.0	14-29	43	13	17	13	6	7
		71	21-61	34.4	11-28	39.3	18-21	85.7	12-17	29	21	16	10	6	10
Connecticut	(2005)	62	22-52	42.3	2-14	14.3	16-18	88.9	9-22	31	16	9	14	4	3
		65	20-50	40.0	10-20	40.0	15-17	88.2	7-9	26	18	13	13	4	10
Connecticut	(2006)	72	27-46	58.7	8-16	50.0	10-13	76.9	7-21	28	9	17	16	5	6
		59	24-52	46.2	4-15	26.7	7-8	87.5	8-14	22	14	12	12	1	11
Connecticut	(2006)	87	31-62	50.0	4-13	30.8	21-30	70.0	13-22	35	16	16	12	1	7
		83	29-62	46.8	8-24	33.3	17-18	94.4	11-23	34	21	15	14	1	7
Connecticut (OT)	(2006)	98	27-51	52.9	10-19	52.6	34-47	72.3	10-32	42	21	15	26	5	7
		92	34-80	42.5	6-20	30.0	18-23	78.3	17-21	38	33	9	17	3	19
Connecticut (OT)	(2006)	84	31-66	47.0	7-22	31.8	15-19	78.9	14-20	34	20	15	9	7	6
		86	30-60	50.0	9-18	50.0	17-25	68.0	15-22	37	17	13	11	2	6
Connecticut (OT)	(2008)	69	25-58	43.1	3-6	50.0	16-20	80.0	16-26	42	16	14	15	4	5
		70	31-65	47.7	4-12	33.3	4-7	57.1	11-19	30	21	13	11	4	11
Connecticut	(2009)	103	37-71	52.1	6-24	25.0	23-39	59.0	17-41	58	11	28	10	6	12
		47	17-66	25.8	5-25	20.0	8-10	80.0	9-25	34	28	11	19	2	5
Connecticut	(2009)	92	33-57	57.9	5-10	50.0	21-27	77.8	12-27	39	16	20	9	5	3
		66	26-63	41.3	3-15	20.0	11-17	64.7	12-16	28	22	17	7	3	3
Connecticut	(2009)	72	25-56	44.6	3-8	37.5	19-30	63.3	14-34	48	12	19	13	6	6
		60	24-66	36.4	6-23	26.1	6-11	54.5	9-24	33	26	12	9	2	7
Connecticut	(2009)	82	27-53	50.9	2-12	16.7	26-32	81.3	11-36	47	13	15	17	8	3
		75	32-76	42.1	5-18	27.8	6-12	50.0	12-20	32	24	21	6	1	10
Connecticut	(2009)	73	25-59	42.4	2-6	33.3	21-33	63.6	16-26	42	18	8	16	7	5
		82	31-72	43.1	6-19	31.6	14-20	70.0	18-24	42	25	18	11	3	11
Connecticut	(2011)	81	32-66	48.5	9-24	37.5	8-9	88.9	13-36	49	13	20	6	6	5
		52	16-51	31.4	7-21	33.3	13-15	86.7	1-22	23	10	6	5	1	3
Connecticut	(2011)	69	19-44	43.2	6-16	37.5	25-30	83.3	9-26	35	13	10	9	3	3
		58	22-55	40.0	4-14	28.6	10-14	71.4	9-16	25	19	12	8	2	5
Connecticut	(2011)	74	27-57	47.4	8-16	50.0	12-16	75.0	9-26	35	16	13	9	3	5
		67	27-64	42.2	7-22	31.8	6-13	46.2	15-22	37	14	14	9	1	4
Connecticut	(2011)	65	23-56	41.1	5-17	29.4	14-18	77.8	11-20	31	15	10	5	6	5
		63	24-61	39.3	4-21	19.0	11-16	68.8	19-23	42	12	14	9	1	3

NCAA TOURNAMENT GAME-BY-GAME STATISTICS

		Pts.	FG-FGA	Pct.	3FG/A	Pct.	FT/A	Pct.	O-D	Total	PF	Ast.	TO	Blk	Stl.
Connecticut Kentucky	(2011)	56	23-49	46.9	1-12	08.3	9-11	81.8	6-32	38	13	16	15	3	5
		55	21-62	33.9	9-27	33.3	4-12	33.3	15-22	37	12	12	10	3	11
Connecticut Butler	(2011)	53	19-55	34.5	1-11	09.1	14-16	87.5	17-36	53	15	6	11	10	4
		41	12-64	18.8	9-33	27.3	8-14	57.1	20-21	41	17	5	6	2	8
Connecticut Iowa State	(2012)	64	21-56	37.5	7-19	36.8	15-22	68.2	8-16	24	17	8	4	5	7
		77	26-54	48.1	6-16	37.5	19-20	95.0	12-29	41	15	10	11	4	2
Connecticut Saint Joseph's	(2014)	89	30-66	45.5	11-24	45.8	18-20	90.0	12-22	34	21	13	9	2	6
		81, ot	27-54	50.0	7-21	33.3	20-27	74.1	9-24	33	22	12	14	2	3
Connecticut Villanova	(2014)	77	23-52	44.2	9-20	45.0	22-28	78.6	7-29	36	17	10	11	2	11
		65	18-51	35.3	11-31	35.5	18-24	75.0	6-24	30	24	10	16	2	6
Connecticut Iowa State	(2014)	81	26-50	52.0	9-19	47.4	20-22	90.9	5-26	31	15	9	9	4	5
		76	32-69	46.4	6-16	37.5	6-15	40.0	17-19	36	17	14	9	3	4
Connecticut Michigan State	(2014)	60	17-49	34.7	5-22	22.7	21-22	95.5	7-23	30	12	8	8	3	7
		54	18-46	39.1	11-29	37.9	7-8	87.5	6-26	32	16	13	16	3	5
Connecticut Florida	(2014)	63	24-43	55.8	5-12	41.7	10-13	76.9	5-23	28	16	12	13	4	6
		53	19-49	38.8	1-10	10.0	14-20	70.0	12-15	27	14	3	11	1	3
Connecticut Kentucky	(2014)	60	22-53	41.5	6-19	31.6	10-10	100.0	8-26	34	17	8	10	4	9
		54	18-46	39.1	5-16	31.3	13-24	54.2	10-23	33	10	11	13	5	6
Connecticut Colorado	(2016)	74	23-58	39.7	6-17	35.3	22-23	95.7	11-25	36	26	8	10	8	8
		67	23-51	45.1	2-10	20.0	19-30	63.3	9-24	33	22	8	12	3	5
Connecticut Kansas	(2016)	61	21-62	33.9	10-22	45.5	9-11	81.8	5-19	24	19	11	6	4	7
		73	25-51	49.0	6-17	35.3	17-22	77.3	8-36	44	13	14	13	7	3
Connecticut Maryland	(2021)	54	21-65	32.3	7-23	30.4	5-12	41.7	22-18	40	17	10	10	5	6
		63	22-43	51.2	9-18	50.0	10-14	71.4	4-25	29	14	13	11	4	4
Connecticut New Mexico State	(2022)	63	22-51	43.1	7-23	30.4	12-13	92.3	8-17	25	17	15	8	4	5
		70	23-50	46.0	11-17	64.7	13-13	100.0	8-18	26	16	12	11	1	4
Connecticut Iona	(2023)	87	32-66	48.5	11-25	44.0	12-14	85.7	14-31	45	15	24	9	5	4
		63	22-57	38.6	7-16	43.8	12-16	75.0	7-22	29	15	9	6	3	7
Connecticut Saint Mary's	(2023)	70	27-50	54.0	10-22	45.5	6-7	85.7	4-27	31	16	15	14	5	2
		55	19-49	38.8	4-14	28.6	13-19	68.4	3-19	22	13	9	9	1	6
Connecticut Arkansas	(2023)	88	31-54	57.4	9-20	45.0	17-21	81.0	11-32	43	19	22	17	3	7
		65	20-63	31.7	5-16	31.3	20-27	74.1	16-15	31	19	7	10	2	8
Connecticut Gonzaga	(2023)	82	30-72	41.7	11-31	35.5	11-14	78.6	13-35	48	18	21	8	5	3
		54	20-60	33.3	2-20	10.0	12-22	54.5	9-31	40	12	13	9	1	2

ALL-TIME NCAA TOURNAMENT INDIVIDUAL STATISTICS

NAME	G	FG	FGA	PCT.	3FG	3FGA	PCT	FT	FTA	PCT	REB	Avg.	PF	TP	Avg.	A	MIN
Jim Abromaitis	2	2	8	.250	-	-	-	0	0	.000	10	5.0	5	4	2.0	1	-
Jalen Adams	2	6	18	.333	2	3	.667	2	2	1.000	4	2.0	3	16	8.0	4	45
Jeff Adrien	10	47	85	.553	0	0	.000	20	42	.476	72	7.2	18	115	11.5	16	269
Jim Ahearn	1	2	-	-	-	-	-	2	4	.500	-	-	2	6	6.0	-	-
Akok Akok	1	1	1	1.000	0	0	.000	0	0	.000	0	0.0	1	2	2.0	0	3
Ray Allen	10	71	159	.447	25	56	.446	28	43	.651	70	7.0	16	195	19.5	24	321
Nahiem Alleyne	4	8	17	.471	6	11	.545	7	7	1.000	2	0.5	7	29	7.3	3	71
Sami Ameziane	2	0	1	.000	0	1	.000	0	0	.000	0	0.0	0	0	0.0	0	1
Rashad Anderson	15	55	129	.426	37	88	.420	22	28	.786	44	2.9	22	169	11.3	19	353
Beau Archibald	1	0	0	.000	0	0	.000	0	0	.000	0	0.0	2	0	0.0	0	1
Hilton Armstrong	15	20	34	.588	0	1	.000	12	24	.500	50	3.3	25	52	3.5	5	209
Richie Ashmeade	2	1	1	1.000	0	0	.000	0	0	.000	0	0.0	0	2	1.0	0	2
Craig Austrie	10	13	38	.342	4	16	.250	24	25	.960	23	2.3	12	54	5.4	26	235
Kyle Bailey	1	0	0	.000	0	0	.000	0	0	.000	0	0.0	0	0	0.0	0	1
Johnnie Bird	2	0	1	.000	0	0	.000	0	0	.000	1	0.5	0	0	0.0	0	3
Donnell Beverly	12	7	11	.636	1	4	.250	0	0	.000	2	0.2	4	15	1.3	6	39
Wes Bialosuknia	2	10	33	.303	-	-	-	8	9	.889	3	1.3	6	28	14.0	-	-
Ryan Boatright	7	29	68	.426	9	25	.360	24	28	.857	25	3.6	8	91	13.0	16	248
Josh Boone	12	34	59	.576	0	0	.000	18	45	.400	66	5.5	26	86	7.2	7	332
James Bouknight	1	6	16	.375	1	6	.167	2	6	.333	5	5.0	2	15	15.0	1	40
Ernie Braverman	1	-	-	-	-	-	-	0	0	.000	0	0.0	0	0	0.0	-	-
Amida Brimah	8	10	20	.500	0	0	.000	5	7	.714	23	2.9	27	25	3.1	2	147
Clyde Brouker	1	0	2	.000	-	-	-	0	0	.000	1	1.0	-	1	1.0	-	-
Burt Brown	1	0	2	.000	-	-	-	1	2	.500	0	0.0	0	1	1.0	-	-
Denham Brown	15	38	90	.422	8	29	.276	23	32	.719	48	3.2	19	107	7.1	17	305
Justin Brown	7	1	6	.167	0	0	.000	0	0	.000	4	0.6	3	2	0.3	0	25
Taliek Brown	13	39	94	.415	3	7	.429	31	47	.660	55	4.2	28	112	8.6	63	451
Don Burns	3	8	-	-	-	-	-	1	2	.500	-	-	2	17	5.7	-	-
Scott Burrell	9	38	90	.422	6	22	.272	15	22	.682	68	7.5	30	96	10.7	14	283
Ron Bushwell	4	14	-	-	-	-	-	14	16	.875	-	-	13	42	10.5	-	-
Caron Butler	4	32	58	.552	8	16	.500	34	40	.850	29	7.3	10	106	26.5	16	149
Joey Calcaterra	4	7	21	.333	6	15	.400	4	4	1.000	6	1.5	4	24	6.0	2	54
Omar Calhoun	4	2	4	.500	1	1	1.000	0	0	.000	0	0.0	3	5	1.3	1	16
Tom Capiga	1	1	4	.250	-	-	-	0	0	.000	1	1.0	3	2	2.0	0	8
Jeff Carr	3	13	26	.500	-	-	-	12	20	.600	29	9.7	8	38	12.7	2	-
Dion Carson	3	0	2	.000	0	0	.000	1	2	.500	1	0.3	0	0	0.3	0	8
Josh Carlton	1	0	0	.000	0	0	.000	0	0	.000	1	1.0	2	0	0.0	0	2
Sam Cassell Jr.	1	0	1	.000	0	1	.000	0	0	.000	0	0.0	0	0	0.0	0	2
Kyle Chapman	1	0	0	.000	0	0	.000	0	0	.000	0	0.0	0	0	0.0	0	1
Bob Cherepy	2	2	3	.667	-	-	-	0	1	.000	2	1.0	1	4	2.0	0	-
Bill Clark	1	1	6	.167	-	-	-	0	1	.000	3	3.0	3	2	2.0	2	-
Donovan Clingan	4	12	17	.706	-	-	-	3	6	.500	21	5.3	6	27	6.8	3	52
Uri Cohen-Mintz	1	2	3	.667	2	3	.667	0	0	.000	1	1.0	2	6	6.0	0	5
R.J. Cole	2	10	27	.370	5	13	.385	4	4	1.000	7	3.5	2	29	14.5	7	66
Dale Comey	1	8	17	.471	-	-	-	1	3	.333	1	1.0	3	17	17.0	0	-
Jamal Coombs-McDaniel	6	4	19	.211	1	9	.111	3	5	.600	14	2.3	4	12	2.0	1	77
Al Cooper	3	17	-	-	-	-	-	7	9	.778	-	-	9	41	13.7	-	-
Bill Corley	1	3	3	1.000	-	-	-	0	3	.000	6	6.0	5	6	6.0	-	-
Bob Countryman	2	2	-	-	-	-	-	0	2	.000	-	-	4	4	2.0	-	-
Marcus Cox	2	0	3	.000	0	1	.000	0	0	.000	0	0.0	0	0	0.0	0	7
Glenn Cross	1	1	1	1.000	-	-	-	2	2	1.000	0	0.0	0	4	4.0	-	-
P.J. Curran	2	0	1	.000	-	-	-	0	1	.000	0	0.0	2	0	0.0	-	-
Dan Cyrulik	9	11	20	.550	0	1	.000	1	4	.250	14	1.6	15	23	2.6	4	78
Andy Czuchry	1	0	2	.000	-	-	-	2	2	1.000	0	0.0	0	2	2.0	1	-
DeAndre Daniels	7	37	76	.487	10	28	.357	12	14	.857	43	6.1	16	96	13.7	1	205
Wayne Davis	3	5	-	-	-	-	-	2	7	.286	-	-	7	12	4.0	-	-
Bill Della Sala	3	12	21	.571	-	-	-	1	2	.500	12	4.0	5	25	8.3	4	-
Pete Demir	1	0	0	.000	-	-	-	0	0	.000	0	0.0	1	0	0.0	0	-
Ajou Deng	2	2	13	.154	0	0	.000	3	4	.750	8	4.0	1	7	3.5	0	30
Lyman DePriest	7	11	21	.524	0	0	.000	1	4	.250	17	2.4	16	23	3.3	7	133
Hassan Diarra	4	0	4	.000	0	2	.000	0	0	.000	4	1.0	1	0	0.0	7	28
Andre Drummond	1	1	4	.250	0	0	.000	0	0	.000	3	3.0	5	2	2.0	0	26
Bob Dube	1	0	3	.000	-	-	-	0	0	.000	1	1.0	0	0	0.0	0	1

ALL-TIME NCAA TOURNAMENT INDIVIDUAL STATISTICS

NAME	G	FG	FGA	PCT.	3FG	3FGA	PCT	FT	FTA	PCT	REB	Avg.	PF	TP	Avg.	A	MIN
Bobby Dulin	1	1	6	.167	-	-	-	3	3	1.000	0	0.0	4	5	5.0	2	-
Jerome Dyson	1	4	9	.444	0	1	.000	6	6	1.000	2	2.0	4	14	14.0	1	28
Bill Ebel	1	5	12	.417	-	-	-	2	3	.667	4	4.0	1	12	12.0	0	-
Gavin Edwards	6	8	12	.667	0	0	.000	7	8	.875	24	4.0	12	23	3.8	4	80
Khalid El-Amin	12	67	159	.421	18	56	.321	42	51	.824	41	3.4	29	194	16.2	50	346
Shawn Ellison	1	0	0	.000	0	0	.000	0	0	.000	0	0.0	0	0	0.0	0	1
Steve Emt	1	0	0	.000	0	0	.000	0	0	.000	0	0.0	0	0	0.0	0	1
Steven Enoch	2	0	1	.000	0	0	.000	0	1	.000	1	0.5	1	0	0.0	0	11
Kentan Facey	3	1	5	.200	0	0	.000	0	0	.000	4	1.3	4	2	0.7	0	18
Brian Fair	9	12	38	.316	7	18	.389	4	9	.444	6	0.7	9	35	3.9	7	117
Jim Fearon	1	3	4	.750	-	-	-	0	0	-	3	3.0	3	6	6.0	1	-
Bob Fleischman	1	0	2	.000	-	-	-	0	0	.000	0	0.0	0	0	0.0	0	-
Kevin Freeman	12	50	90	.556	0	0	.000	28	38	.737	79	6.6	24	130	10.8	2	391
Jalen Gaffney	2	4	8	.500	1	3	.333	3	4	.750	2	1.0	4	12	6.0	2	26
Rob Garrison	1	0	0	.000	0	0	.000	0	0	.000	0	0.0	0	0	0.0	0	1
Ernie Gates	1	3	17	.177	-	-	-	1	3	.333	1	1.0	2	7	7.0	3	-
Rudy Gay	6	31	61	.508	3	8	.375	15	19	.789	24	4.0	16	80	13.3	5	198
Tate George	4	17	39	.436	1	6	.167	5	7	.714	9	2.3	8	40	10.0	16	129
Sterling Gibbs	2	7	21	.333	6	15	.400	12	13	.923	4	2.0	6	32	16.0	3	68
Niels Giffey	13	19	46	.413	5	20	.250	13	13	1.000	50	3.8	17	56	4.3	6	247
Ben Gordon	13	63	159	.396	27	66	.409	63	73	.863	41	3.2	23	216	16.6	40	407
Walt Griffin	1	2	10	.200	-	-	-	6	8	.750	9	9.0	4	10	10.0	1	-
John Gwynn	7	32	86	.372	5	16	.313	15	21	.714	19	2.7	12	84	12.0	8	149
Bob Haines	1	0	3	.000	-	-	-	0	0	.000	3	3.0	1	0	0.0	0	-
Daniel Hamilton	2	10	26	.385	3	7	.429	5	5	1.000	21	10.5	3	28	14.0	6	69
Richard Hamilton	10	87	187	.465	21	58	.362	40	50	.800	47	4.7	19	235	23.5	21	288
Tony Hanson	2	15	27	.556	-	-	-	5	6	.833	18	9.0	9	35	17.4	2	-
Monquencio Hardnett	4	2	7	.286	0	1	.000	6	8	.750	7	1.8	8	10	2.5	9	47
Scottie Haralson	3	0	3	.000	0	3	.000	0	0	.000	2	0.7	0	0	0.0	2	9
Bill Harris	2	1	4	.250	-	-	-	2	2	1.000	0	0.0	0	4	2.0	-	-
E. J. Harrison	6	5	10	.500	2	3	.667	3	4	.750	4	0.7	7	15	2.5	5	57
Yarin Hasson	4	0	0	.000	0	0	.000	0	0	.000	0	0.0	0	0	0.0	0	2
Jordan Hawkins	4	19	45	.422	16	31	.516	15	16	.938	12	3.0	10	69	17.3	5	109
Mike Hayes	7	5	12	.417	0	0	.000	8	15	.533	16	2.3	13	18	2.6	2	94
Eric Hayward	10	16	21	.762	0	0	.000	13	22	.591	45	4.5	16	45	4.5	4	176
Scott Hazelton	3	0	0	.000	0	0	.000	1	2	.500	0	0.0	1	1	0.3	1	4
Emmett Hendry	2	0	0	.000	0	0	.000	0	0	.000	0	0.0	0	0	0.0	0	1
Nadav Henefeld	4	17	36	.472	3	9	.333	9	11	.818	19	4.8	12	46	11.5	11	124
Dan Hesford	4	16	32	.500	-	-	-	6	8	.750	16	4.0	8	38	9.5	10	-
Bill Holowaty	1	3	7	.429	-	-	-	2	2	1.000	9	9.0	1	8	8.0	-	-
Bill Hulteen	1	1	6	.167	-	-	-	4	4	1.000	3	3.0	3	6	6.0	0	-
Andrew Hurley	4	0	2	.000	0	2	.000	0	0	.000	1	0.3	1	0	0.0	1	5
Ruslan Inyatkin	2	0	1	.000	0	0	.000	0	0	.000	1	0.5	1	0	0.0	2	4
Andre Jackson Jr.	6	16	33	.485	3	12	.250	2	2	1.000	33	5.5	18	37	6.2	36	168
Andre Johnson Jr.	2	0	0	.000	0	0	.000	0	0	.000	0	0	0.0	0	0.0	0	2
Clay Johnson	1	1	7	.143	-	-	-	0	0	.000	1	1.0	2	2	2.0	4	-
Marcus Johnson	1	0	0	.000	0	0	.000	0	0	.000	0	0.0	0	0	0.0	0	1
Rudy Johnson	9	12	29	.414	0	1	.000	3	3	1.000	26	2.9	15	27	3.0	8	115
Samson Johnson	4	0	0	.000	0	0	.000	0	0	.000	2	0.5	1	0	0.0	0	8
Phil Jones	1	2	-	-	-	-	-	1	1	1.000	0	0.0	1	5	5.0	-	-
Rashamel Jones	13	15	36	.416	1	5	.200	10	16	.625	33	2.5	7	41	3.2	4	137
Pete Kane	1	0	0	.000	0	0	.000	0	0	.000	0	0.0	0	0	0.0	0	1
Alex Karaban	4	13	24	.542	5	13	.385	1	1	1.000	19	4.8	12	32	8.0	5	113
Paul Kaspar	4	22	-	-	-	-	-	12	21	.571	-	-	13	56	14.0	-	-
Gilad Katz	1	0	1	.000	0	1	.000	0	0	.000	0	0.0	0	0	0.0	0	1
Larry Kelly	2	0	3	.000	-	-	-	0	1	.000	2	1.0	1	0	0.0	0	-
Pete Kelly	2	0	0	.000	-	-	-	0	0	.000	0	0.0	1	0	0.0	-	-
Dick Kiernan	1	0	0	.000	-	-	-	0	0	.000	1	1.0	0	0	0.0	0	0
Toby Kimball	5	35	82	.427	-	-	-	16	30	.533	92	18.4	13	86	17.2	4	-
Dave King	1	1	2	.500	-	-	-	0	1	.000	2	2.0	-	2	2.0	1	-
Kirk King	9	16	29	.552	0	0	.000	4	5	.800	25	2.8	18	36	4.0	3	117
Antric Klaiber	8	0	0	.000	0	0	.000	0	0	.000	3	0.4	2	0	0.0	0	23
Mel Kleckner	1	1	3	.333	-	-	-	0	0	.000	3	3.0	1	2	2.0	4	-

ALL-TIME NCAA TOURNAMENT INDIVIDUAL STATISTICS

NAME	G	FG	FGA	PCT.	3FG	3FGA	PCT	FT	FTA	PCT	REB	Avg.	PF	TP	Avg.	A	MIN
Travis Knight	10	32	54	.593	0	0	.000	10	17	.588	68	6.8	32	74	7.4	9	208
Lasan Kromah	6	6	18	.333	2	6	.333	8	8	1.000	8	1.3	6	22	3.7	5	102
Jeremy Lamb	7	42	77	.545	14	25	.560	18	23	.783	33	4.7	8	116	16.6	10	248
Randy LaVigne	3	8	19	.421	-	-	-	1	1	1.000	4	1.3	1	17	5.7	4	-
Ken Libertoff	1	0	5	.000	-	-	-	1	3	.333	2	2.0	2	1	1.0	1	9
John Lindner	2	0	0	.000	0	0	.000	0	2	.000	1	0.5	0	0	0.0	0	3
Oliver Macklin	3	0	1	.000	0	0	.000	1	2	.500	1	0.3	0	1	0.3	0	3
Bill Madison	1	1	3	.333	-	-	-	0	0	.000	0	0.0	0	2	2.0	0	-
Jonathan Mandeldove	2	0	1	.000	0	0	.000	0	0	.000	1	0.5	0	0	0.0	0	4
Gerry Manning	1	4	13	.308	-	-	-	1	2	.500	10	10.0	2	9	9.0	2	-
Donny Marshall	9	41	88	.466	6	16	.375	45	53	.849	53	5.9	19	133	14.8	10	251
Donyell Marshall	5	34	74	.460	4	16	.250	14	20	.700	52	10.4	12	86	17.2	8	131
Mike McKay	1	4	17	.235	-	-	-	13	14	.929	8	8.0	4	21	21.0	2	-
Ed Martin	2	2	5	.400	-	-	-	0	1	.000	3	1.5	3	4	2.0	-	-
Tyrese Martin	2	3	17	.176	2	4	.500	3	4	.750	16	8.0	3	11	5.5	3	68
Shonn Miller	2	2	10	.200	0	0	.000	4	4	1.000	4	2.0	7	8	4.0	1	47
Ricky Moore	11	24	58	.414	6	20	.300	20	28	.714	38	3.5	21	56	5.1	32	345
Albert Mouring	8	18	43	.419	7	17	.411	5	6	.833	15	1.9	5	48	6.0	6	126
Shabazz Napier	13	54	130	.415	26	65	.400	45	52	.865	54	4.2	27	179	13.8	53	412
Steve Naracci	2	0	2	.000	-	-	-	0	0	.000	0	0.0	2	0	0.0	0	-
Ed Nelson	6	5	8	.625	0	0	.000	6	8	.750	12	2.0	8	16	2.7	0	51
Tristen Newton	4	9	25	.360	5	12	.417	8	10	.800	20	5.0	11	31	7.8	21	111
Phillip Nolan	8	5	15	.333	0	0	.000	2	4	.500	14	1.8	22	12	1.5	3	113
Bob O'Brien	1	0	-	-	-	-	-	0	0	.000	0	0.0	1	0	0.0	-	-
Jim O'Connor	5	14	-	-	-	-	-	6	10	.600	-	-	7	34	6.8	-	-
Emeka Okafor	13	72	120	.600	0	0	.000	31	50	.620	141	10.8	38	175	13.5	11	392
Charles Okwandu	6	8	13	.615	0	0	.000	2	4	.500	11	1.8	12	18	3.0	1	93
Tyler Olander	10	5	12	.417	0	0	.000	1	2	.500	8	0.8	9	11	1.1	1	66
Bill O'Leary	3	1	-	-	-	-	-	1	2	.500	0	0.0	2	3	1.0	-	-
Kevin Ollie	9	14	41	.341	1	7	.143	18	20	.900	23	2.6	14	47	5.2	47	254
Alex Oriakhi	7	19	42	.452	0	0	.000	8	13	.615	62	8.9	18	46	6.6	5	180
Bob Osborn	4	10	-	-	-	-	-	11	14	.786	-	-	4	31	7.8	-	-
Worthy Patterson	1	7	-	-	-	-	-	7	8	.875	-	-	5	21	21.0	-	-
Tom Penders	2	4	9	.444	-	-	-	3	6	.500	4	2.0	7	11	5.5	-	-
Dom Perno	4	10	44	.227	-	-	-	13	19	.684	11	2.8	8	33	8.3	15	-
Steve Pikiell	5	3	6	.500	2	3	.667	2	6	.333	4	0.8	4	10	2.0	3	62
John Pipczynski	3	6	-	-	-	-	-	5	6	.833	-	-	-	17	5.7	-	-
Tyler Polley	2	4	12	.333	4	12	.333	1	1	1.000	0	0.0	3	13	6.5	0	41
A.J. Price	6	31	84	.369	11	30	.367	22	31	.710	25	4.2	11	95	15.8	23	169
Rodney Purvis	2	13	26	.500	4	12	.333	6	7	.857	8	4.0	5	36	18.0	2	60
Art Quimby	1	8	-	-	-	-	-	3	7	.429	-	-	1	19	19.0	-	-
Fran Quinn	4	19	-	-	-	-	-	9	12	.750	-	-	9	47	11.8	-	-
John Risley	3	1	-	-	-	-	-	2	2	1.000	-	-	1	4	1.3	-	-
Al Ritter	3	9	18	.500	-	-	-	0	0	.000	1	0.3	2	18	6.0	0	-
Ron Ritter	2	5	14	.357	-	-	-	1	2	.500	2	1.0	2	11	5.5	-	-
Tony Robertson	9	28	67	.418	7	20	.350	17	20	.850	19	2.1	20	80	8.9	10	224
Stanley Robinson	6	32	55	.581	2	7	.286	14	16	.875	58	9.7	7	80	13.3	6	208
Jack Rose	3	18	-	-	-	-	-	24	27	.889	-	-	8	60	20.0	-	-
Apostolos Roumoglou	4	1	2	.500	0	1	.000	0	1	.000	2	0.5	0	2	0.5	0	6
Gordon Ruddy	4	21	-	-	-	-	-	17	25	.680	-	-	10	59	14.8	-	-
Terrence Samuel	6	8	14	.571	0	0	.000	11	12	.917	8	1.3	5	27	4.5	4	82
Adama Sanogo	6	42	71	.592	0	1	.000	10	13	.615	51	8.5	10	94	15.7	8	153
Edmund Saunders	8	23	37	.622	0	0	.000	10	19	.526	45	5.6	19	56	7.0	3	156
Bill Schmidt	2	5	-	-	-	-	-	6	8	.750	-	-	3	16	8.0	-	-
Rod Sellers	7	17	31	.549	0	0	.000	12	20	.600	42	6.0	18	46	6.6	7	166
Johnnie Selvie	4	13	28	.464	0	0	.000	9	17	.529	24	6.0	10	35	8.8	4	123
Doron Sheffer	10	53	122	.434	11	36	.306	38	45	.844	58	5.8	23	155	15.5	48	345
Rollie Sheldon	1	2	11	.182	-	-	-	1	1	1.000	4	4.0	2	5	5.0	0	-
Howard Silverstein	1	0	1	.000	-	-	-	0	0	.000	0	0.0	0	0	0.0	0	-
Ed Slomcenski	4	8	26	.308	-	-	-	9	12	.750	37	9.3	9	25	6.3	3	-
Richie Springs	4	1	1	1.000	-	-	-	-	-	-	1	0.3	0	2	0.5	0	5
Chris Smith	9	57	149	.383	24	60	.400	32	41	.780	27	3.0	17	170	18.9	31	324
Roscoe Smith	7	16	37	.432	4	14	.286	3	3	1.000	38	5.4	16	39	5.6	2	187
Justin Srb	1	0	0	.000	0	0	.000	1	2	.500	1	1.0	1	1	1.0	0	1

ALL-TIME NCAA TOURNAMENT INDIVIDUAL STATISTICS

NAME	G	FG	FGA	PCT.	3FG	3FGA	PCT	FT	FTA	PCT	REB	Avg.	PF	TP	Avg.	A	MIN
Dennis Stanek	1	0	0	.000	0	0	.000	0	1	.000	0	0.0	0	0	0.0	0	3
Benjamin Stewart	1	1	2	.500	0	0	.000	0	0	.000	1	1.0	0	2	2.0	0	1
Marc Suhr	2	1	2	.500	0	0	.000	0	0	.000	2	1.0	0	2	1.0	0	3
Jim Sullivan	1	0	2	.000	-	-	-	0	0	.000	1	1.0	2	0	0.0	1	-
Charlie Talbott	1	0	1	.000	-	-	-	0	0	.000	1	1.0	0	0	0.0	0	4
Hasheem Thabeet	6	26	44	.591	0	0	.000	25	39	.641	57	9.5	14	77	12.8	3	175
John Thomas	2	3	11	.273	-	-	-	5	8	.625	30	15.0	6	11	5.5	7	-
Marcus Thomas	3	0	0	.000	0	0	.000	0	0	.000	0	0.0	0	0	0.0	0	5
Corny Thompson	1	7	18	.389	-	-	-	4	4	1.000	12	12.0	1	18	18.0	1	-
Dick Thompson	2	1	4	.250	-	-	-	2	3	.667	2	1.0	1	4	2.0	-	-
Ryan Thompson	2	1	2	.500	0	1	.000	0	0	.000	1	0.5	0	2	1.0	1	18
Leon Tolksdorf	2	0	0	.000	0	0	.000	1	2	.500	1	0.5	0	1	0.5	0	2
Shamon Tooles	9	0	1	.000	0	0	.000	0	2	.000	2	0.2	4	0	0.0	0	12
George Uhl	1	2	4	.500	-	-	-	3	3	1.000	3	3.0	4	7	7.0	2	-
Jim Veronick	3	1	1	1.000	0	0	.000	0	0	.000	2	0.7	0	2	0.7	0	3
Charlie Villanueva	8	26	47	.553	5	9	.556	7	11	.636	43	5.4	16	64	8.0	7	146
Jake Voskuhl	12	26	44	.590	0	0	.000	12	16	.750	75	6.3	43	65	5.4	12	284
Kemba Walker	11	59	136	.434	12	42	.286	62	76	.816	51	4.6	15	192	17.5	55	344
Toraino Walker	9	19	32	.594	0	0	.000	5	10	.500	34	3.8	25	43	4.8	8	155
Souleymane Wane	11	10	23	.435	0	0	.000	1	2	.500	28	2.5	24	17	1.5	3	94
Dick Watson	1	2	-	-	-	-	-	2	2	1.000	-	-	4	6	6.0	-	-
Al Weston	2	14	29	.483	-	-	-	14	14	1.000	5	2.5	6	42	21.0	5	-
Isaiah Whaley	2	7	15	.467	1	6	.167	0	2	.000	10	5.0	4	15	7.5	4	69
Doug Wiggins	1	2	5	.400	1	1	1.000	0	0	.000	4	4.0	4	5	5.0	5	23
Marcus Williams	6	32	68	.471	10	22	.455	37	41	.902	24	4.0	14	111	18.5	44	217
Murray Williams	4	0	2	.000	0	0	.000	0	0	.000	1	0.3	2	0	0.0	1	23
Joey Whelton	2	17	36	.472	-	-	-	3	6	.500	2	1.0	5	37	18.5	6	-
Marcus White	3	3	12	.250	0	0	.000	10	13	.769	18	6.0	5	16	5.3	1	75
Ken Whitney	2	0	3	.000	-	-	-	1	3	.333	0	0.0	1	1	0.5	0	12
Wally Widholm	1	2	5	.400	-	-	-	3	3	1.000	6	6.0	5	7	7.0	3	-
Nantambu Willingham	7	0	3	.000	0	0	.000	2	2	1.000	6	0.9	3	2	0.3	0	18
Chris Witcomb	1	1	4	.250	-	-	-	0	1	.000	1	1.0	0	2	2.0	0	12
Enosch Wolf	1	0	0	.000	0	0	.000	0	0	.000	0	0.0	0	0	0.0	0	2
Doug Wrenn	2	0	2	.000	0	0	.000	0	0	.000	1	0.5	2	0	0.0	0	12
Greg Yeomans	1	0	0	.000	0	0	.000	0	0	.000	0	0.0	1	0	0.0	0	3
Vin Yokabaskas	1	7	15	.467	-	-	-	8	11	.727	3	3.0	2	22	22.0	3	-
Stan Zima	1	2	-	-	-	-	-	2	2	1.000	0	0.0	1	6	6.0	-	-

ALL-TIME NCAA TOURNAMENT TOP PERFORMANCES

NCAA Tournament Individual Career Records (2023 not included)

Games	Years	Total
1. Rashad Anderson	03-06	15
Hilton Armstrong	03-06	15
Denham Brown	03-06	15
4. Shabazz Napier	11-14	13
Niels Giffey	11-14	13
Rashamel Jones	96-99	13
Taliek Brown	01-04	13
Ben Gordon	02-04	13
Emeka Okafor	02-04	13

FGM	Years	Total
1. Richard Hamilton	97-99	87
2. Emeka Okafor	02-04	72
3. Ray Allen	94-96	71
4. Khalid El-Amin	98-00	67
5. Ben Gordon	02-04	63

FG% (min. 25 FGA)	Years	Total
1. Edmund Saunders	99-01	62.2
2. Emeka Okafor	02-04	60.0
3. Travis Knight	93-96	59.3
4. Hasheem Thabeet	07-09	59.1
5. Kake Voskuhl	97-00	59.0

3-PT. FGM	Years	Total
1. Rashad Anderson	03-06	37
2. Ben Gordon	02-04	27
3. Shabazz Napier	11-14	26
4. Ray Allen	94-96	25
5. Chris Smith	89-92	24

3-PT. FG% (min. 10 3FGA)	Years	Total
1. Jeremy Lamb	11-12	56.0
2. Caron Butler	02	50.0
3. Marcus Williams	03-06	45.5
4. Ray Allen	94-96	44.6
5. Rashad Anderson	03-06	42.0

FTM	Years	Total
1. Ben Gordon	02-04	63
2. Kemba Walker	09-11	62
3. Shabazz Napier	11-14	45
3. Donny Marshall	92-95	45
5. Khalid El-Amin	98-00	42

FT% (min 10 FTA)	Years	Total
1. Niels Giffey	11-14	100.0
1. Al Weston	73-76	100.0
3. Craig Austrie	06-09	96.0
4. Mike McKay	79-82	92.9
5. Sterling Gibbs	2016	92.3
6. Terrence Samuel	2014	91.7
7. Marcus Williams	04-06	90.2
8. Kevin Ollie	92-95	90.0

Rebounds	Years	Total
1. Emeka Okafor	02-04	141
2. Toby Kimball	63-65	92
3. Kevin Freeman	97-00	79
4. Jake Voskuhl	97-00	75
5. Ray Allen	94-96	70

Rebound Avg.	Years	Total	Avg
1. Toby Kimball	63-65	18.4	18.4
2. John Thomas	73-75	15.0	15.0
3. Corny Thompson	79-82	12.0	12.0
4. Emeka Okafor	02-04	10.8	10.8
5. Daniel Hamilton	2016	10.5	10.5

Assists	Years	Total	Avg
1. Taliek Brown	01-04	63	63
2. Shabazz Napier	11-14	53	53
3. Khalid El-Amin	98-00	50	50
4. Doron Sheffer	94-96	48	48
5. Kevin Ollie	92-95	47	47
6. Marcus Williams	04-06	44	44

Points	Years	Total	Avg
1. Richard Hamilton	97-99	235	235
2. Ben Gordon	02-04	216	216
2. Ray Allen	94-96	195	195
4. Khalid El-Amin	98-00	194	194
5. Kemba Walker	09-11	192	192

Pts. Avg.	Years	Total	Avg
1. Caron Butler	02	26.5	26.5
2. Richard Hamilton	97-99	23.5	23.5
3. Vin Yokabauskas	50-52	22.0	22.0
4. Al Weston	73-76	21.0	21.0
5. Jack Rose	58-60	21.0	21.0
6. Worthy Patterson	52-54	21.0	21.0



Richard Hamilton is UConn's all-time leading scorer in NCAA Tournament play with 235 points.

Best Single-Game Performances in NCAA Tournament Play

Most Points by a UConn Player

Player	Points	Date	Tournament Stage
Kemba Walker vs. San Diego State	36	3/24/11	Sweet 16
Ben Gordon vs. Alabama	36	3/27/04	Final Eight
Ray Allen vs. UCLA	36	3/23/95	Final Eight
Caron Butler vs. NC State	34	3/17/02	2nd Round
Kemba Walker vs. Cincinnati	33	3/19/11	3rd Round
Caron Butler vs. Maryland	32	3/24/02	Final Eight
Richard Hamilton vs. Fairleigh Dickinson	30	3/12/98	1st Round
Ben Gordon vs. Stanford	29	3/22/03	2nd Round
Rashad Anderson vs. Alabama	28	3/27/04	Final Eight
Richard Hamilton vs. Texas-San Antonio	28	3/11/99	1st Round
Khalid El-Amin vs. Fairleigh Dickinson	28	3/12/98	1st Round
Jack Rose vs. Boston U.	28	3/10/59	1st Round
Adama Sanogo vs. Iona	28	3/17/23	1st Round
A.J. Price vs. Texas A & M	27	3/21/09	2nd Round
Richard Hamilton vs. Duke	27	3/29/99	Nat'l Champ.
Doron Sheffer vs. Eastern Michigan	27	3/16/96	2nd Round
Donny Marshall vs. Maryland	27	3/23/95	Sweet 16
DeAndre Daniels vs. Iowa State	27	3/28/14	Sweet 16
Marcus Williams vs. Washington	26	3/24/06	Sweet 16
Ray Allen vs. Cincinnati	25	3/18/95	2nd Round
Donny Marshall vs. Cincinnati	25	3/18/95	2nd Round
Chris Smith vs. LSU	25	3/14/91	1st Round
Shabazz Napier vs. Villanova	25	3/22/14	Round of 32
Shabazz Napier vs. Michigan State	25	3/30/14	Final Eight

Most Assists by a UConn Player

Player	Assists	Date	Tournament Stage
Kemba Walker vs. Bucknell	12	3/17/11	2nd Round
Marcus Williams vs. George Mason	11	3/26/06	Elite Eight
Kevin Ollie vs. Tennessee-Chattanooga	11	3/16/95	1st Round
Taliek Brown vs. Alabama	10	3/27/04	Final Eight
Khalid El-Amin vs. Texas-San Antonio	10	3/11/99	1st Round
Andre Jackson Jr. vs. Gonzaga	10	3/25/23	Elite Eight

Most Rebounds by a UConn Player

Player	Rebounds	Date	Tournament Stage
Toby Kimball vs. St. Joseph's	29	3/8/65	1st Round
Toby Kimball vs. West Virginia	19	3/11/63	1st Round
John Thomas vs. Rutgers	19	3/18/76	Sweet 16
Emeka Okafor vs. Texas	17	3/28/03	Sweet 16
Toby Kimball vs. Temple	17	3/6/64	1st Round
Jeff Adrien vs. Chattanooga	16	3/19/09	1st Round
Donyell Marshall vs. Ohio St.	16	3/21/92	2nd Round
John Pipczynski vs. New York U.	16	3/8/60	1st Round
Hasheem Thabeet vs. Purdue	15	3/26/09	Sweet 16
Emeka Okafor vs. Georgia Tech	15	4/5/04	Nat'l Champ.
Emeka Okafor vs. Stanford	15	3/22/03	2nd Round
Emeka Okafor vs. Hampton	15	3/15/02	1st Round
Kevin Freeman vs. Gonzaga	15	3/20/99	Final Eight
Scott Burrell vs. Clemson	15	3/22/90	Sweet 16
Robert Osborn vs. Temple	15	3/16/56	Sweet 16

Best Single Tournament Totals and Averages in NCAA Tournament Play (2023 not included)

Points	Total	Average
1. Richard Hamilton	145	1999
2. Kemba Walker	141	2011
3. Ben Gordon	127	2004
3. Shabazz Napier	127	2014
5. Caron Butler	106	2002
6. Rashad Anderson	104	2004

Points Average (min. 3 games)	Total	Average
1. Caron Butler	26.5 (4 games)	2002
2. Richard Hamilton	24.2 (6 games)	1999
3. Ray Allen	24.0 (4 games)	1995
4. Ray Allen	23.7 (3 games)	1996
5. Kemba Walker	23.5 (6 games)	2011

Rebound Average (min. 3 games)	Total	Average
1. Toby Kimball	14.7 (3 games)	1964
2. Emeka Okafor	13.3 (3 games)	2003
3. Emeka Okafor	11.3 (6 games)	2004
4. Hasheem Thabeet	10.2 (5 games)	2009
5. Alex Oriakhi	9.8 (6 games)	2011

Assist Average (min. 3 games)	Total	Average
1. Marcus Williams	8.8 (4 games)	2006
2. Kevin Ollie	8.0 (4 games)	1995
3. Doron Sheffer	5.8 (4 games)	2004
4. Kemba Walker	5.7 (6 games)	2011
5. Taliek Brown	5.5 (6 games)	2004

Three-Pointers in a Tournament	Total	Average
1. Rashad Anderson	21	2004
2. Shabazz Napier	20	2014
3. Ben Gordon	14	2004
3. Richard Hamilton	14	1998
3. Chris Smith	14	1990
6. Ray Allen	13	1996

UCONN'S NCAA TOURNAMENT HISTORY

ALL-TIME NCAA TOURNAMENT BOX SCORES & RECAPS

2023 NCAA Tournament
Saturday, March 25, 2023, T-Mobile Arena, Las Vegas, Nev.
#4 seed Connecticut 82, #3 seed Gonzaga 54

Official Basketball Box Score - Final
UConn at Gonzaga
03/25/23 T-Mobile Arena, Las Vegas
NCAA Division I Men's Basketball Championship - Elite 8
Game Time: 5:49 PM
Game Duration: 2:13
Attendance: 18,119
Officials: Keith Kimble, John Gaffney, Michael Reed

UConn - 82		Record: 29-8													
NO.	Name	Min	FG	3P	FT	Rebounds	Fouls	TP	AS	TO	ST	Blocks	+	-	
			M/A	M/A	M/A	OR	DR	PF	FD			BS	BA		
11	Alex Karaban	F 21:55	5-9	2-6	0-0	0	4	4	0	12	1	2	0	1	15
21	Adama Sanogo	F 25:37	3-11	0-1	4-4	1	9	10	2	3	10	4	1	0	1
2	Tristen Newton	G 29:05	2-7	0-3	4-6	2	5	7	2	6	9	3	1	0	0
24	Jordan Hawkins	G 33:19	6-15	6-10	2-3	1	5	6	1	2	20	1	2	0	0
44	Andre Jackson Jr.	G 31:16	4-9	0-2	0-0	6	3	9	2	0	8	10	0	0	0
4	Nahiem Alleyne	16:23	3-5	1-2	1-1	0	0	0	3	1	8	0	1	1	0
32	Donovan Clingan	12:33	3-6	0-0	0-0	1	2	3	0	0	6	0	0	0	3
3	Joey Calcaterra	13:26	3-7	2-5	0-0	0	3	3	1	0	8	0	0	2	0
5	Hassan Diarra	07:36	0-0	0-0	0-0	0	0	0	0	0	0	2	0	0	0
35	Samson Johnson	03:02	0-0	0-0	0-0	1	1	2	0	0	0	0	0	0	0
13	Richie Springs	01:50	0-0	0-0	0-0	0	0	0	0	0	0	0	0	0	0
20	Andrew Hurley	01:50	0-2	0-2	0-0	0	0	0	0	0	0	0	0	0	0
33	Apostolos Roumoglou	01:50	1-1	0-0	0-0	1	0	1	0	0	0	0	0	0	0
30	Yarin Hasson	00:09	0-0	0-0	0-0	0	0	0	0	0	0	0	0	0	0
41	Emmett Hendry	00:09	0-0	0-0	0-0	0	0	0	0	0	0	0	0	0	0
Team						3	1	4	0	0	0	0	0	0	0
Totals		30:72	11-31	11-14	13	35	48	18	12	82	21	8	3	5	1

Shooting By Period	
1st FG%	15-37 40.5%
3PT%	5-16 31.3%
FT%	4-6 66.7%
2nd FG%	15-35 42.9%
3PT%	6-15 40.0%
FT%	7-8 87.5%
GM FG%	30-72 41.7%
3PT%	11-31 35.5%
FT%	11-14 78.6%

Dead Ball Rebounds: 1.0

Gonzaga - 54		Record: 31-6													
NO.	Name	Min	FG	3P	FT	Rebounds	Fouls	TP	AS	TO	ST	Blocks	+	-	
			M/A	M/A	M/A	OR	DR	PF	FD			BS	BA		
2	Drew Timme	F 31:31	5-14	0-0	2-4	3	7	10	4	3	12	4	3	0	0
22	Anton Watson	F 24:15	3-4	0-1	0-4	1	5	6	1	2	6	1	1	0	0
0	Julian Strawther	G 32:44	4-15	0-6	3-3	0	6	6	1	6	11	1	1	0	0
11	Nolan Hickman	G 24:36	0-5	0-4	0-0	0	0	0	0	2	0	0	0	0	0
45	Rasir Bolton	G 19:43	2-7	1-3	1-2	0	2	2	1	2	6	1	0	0	0
5	Hunter Sallis	17:58	2-5	0-2	1-2	1	1	3	1	2	5	0	2	1	0
13	Malachi Smith	25:21	2-4	1-1	3-4	1	0	1	0	0	0	1	0	1	0
33	Ben Gregg	19:32	2-5	0-2	2-3	1	6	7	1	1	6	0	0	0	0
15	Eton Foulds	01:50	0-0	0-0	0-0	0	0	0	0	0	0	0	0	0	0
55	Dominick Harris	01:50	0-1	0-1	0-0	0	1	1	0	0	0	0	0	0	0
Team						3	1	4	0	0	0	0	0	0	0
Totals		20:60	2-20	12-22	9	31	40	12	18	54	13	9	2	1	5

Shooting By Period	
1st FG%	13-31 41.9%
3PT%	1-9 11.1%
FT%	5-8 62.5%
2nd FG%	7-29 24.1%
3PT%	1-11 9.1%
FT%	7-14 50%
GM FG%	20-60 33.3%
3PT%	2-20 10.0%
FT%	12-22 54.5%

Dead Ball Rebounds: 6.0

UCN		GON		Points from		Turnovers		Paint		Second Chance		Fast Breaks		Bench		
Biggest lead	33 (2 nd 3:48)	1 (1 st 8:33)	UCN	9	GON	8	1st	39	2nd	43	TOT	82	UCN	32	GON	22
Best Scoring Run	8 (2 nd 18:58)	5 (2 nd 1:50)	UCN	36	GON	30	UCN	39	GON	43	UCN	82	GON	32	UCN	22
Lead Changes	4		UCN	12	GON	9	UCN	39	GON	43	UCN	82	GON	32	UCN	22
Times Tied	4		UCN	14	GON	5	UCN	32	GON	22	UCN	82	GON	32	UCN	22
Time with Lead	37:01	00:47	UCN	24	GON	19	UCN	46	GON	42	UCN	88	GON	29	UCN	36

2023 NCAA Tournament
Thursday, March 23, 2011, T-Mobile Arena, Las Vegas, Nev.
#4 seed Connecticut 88, #8 seed Arkansas 65

Official Basketball Box Score - Final
Arkansas at UConn
03/23/11 T-Mobile Arena, Las Vegas
NCAA Division I Men's Basketball Championship - Sweet 16
Game Time: 4:15 PM
Game Duration: 2:15
Officials: Terry Oophey, Ray Natt, Lamar Simpson

Arkansas - 65		Record: 22-14												
NO.	Name	Min	FG	3P	FT	Rebounds	Fouls	TP	AS	TO	ST	Blocks	+	-
			M/A	M/A	M/A	OR	DR	PF	FD			BS	BA	
20	Kamari Johnson	F 17:26	0-3	0-0	0-0	4	1	5	2	0	3	0	0	0
0	Anthony Black	G 36:54	5-12	1-3	9-11	2	2	4	2	6	20	1	2	5
1	Ricky Council IV	G 33:51	4-12	1-3	8-9	1	2	3	2	5	17	2	2	0
3	Nick Smith Jr.	G 24:27	4-9	2-3	1-1	0	2	2	1	11	0	0	1	0
4	Davonte Davis	G 29:21	1-10	1-3	0-0	1	3	4	0	3	0	3	0	0
13	Jordan Walsh	20:34	1-5	0-2	0-1	0	0	0	1	1	2	0	1	1
15	Makhi Mitchell	10:49	1-4	0-0	0-0	0	0	0	0	0	2	0	1	0
22	Makhi Mitchell	03:18	0-0	0-0	0-0	0	0	0	0	0	0	0	0	0
11	Jalen Graham	08:41	2-2	0-0	1-3	2	2	2	2	5	0	0	1	1
23	Derrian Ford	04:58	0-1	0-0	1-2	1	0	1	1	1	1	0	0	0
5	Joseph Pinion	04:18	0-2	0-2	0-0	1	1	1	0	0	0	0	0	0
12	Barry Dunning Jr.	02:37	2-3	0-0	0-0	1	0	0	0	0	4	0	0	0
21	Cade Arbogast	01:23	0-0	0-0	0-0	0	0	0	0	0	0	0	0	0
45	Lawson Blake	01:23	0-0	0-0	0-0	0	0	0	0	0	0	0	0	0
Team						4	2	6	0	0	0	0	0	0
Totals		20:63	5-16	20-27	16	15	31	19	18	65	17	10	8	2

Shooting By Period	
1st FG%	17-28 60.7%
3PT%	4-9 44.4%
FT%	8-8 100%
2nd FG%	10-33 30.3%
3PT%	2-9 22.2%
FT%	14-21 66.7%
GM FG%	20-63 31.7%
3PT%	5-16 31.3%
FT%	20-27 74.1%

Dead Ball Rebounds: 2.0

UConn - 88		Record: 28-8												
NO.	Name	Min	FG	3P	FT	Rebounds	Fouls	TP	AS	TO	ST	Blocks	+	-
			M/A	M/A	M/A	OR	DR	PF	FD			BS	BA	
11	Alex Karaban	F 27:59	5-5	0-0	1-1	3	4	7	4	4	11	1	1	2
21	Adama Sanogo	F 24:22	9-11	0-0	0-2	2	6	8	2	5	18	1	3	0
2	Tristen Newton	G 31:03	2-6	2-3	0-0	1	5	6	4	0	6	7	4	0
24	Jordan Hawkins	G 27:55	6-13	3-9	9-9	0	2	2	2	4	24	3	1	1
44	Andre Jackson Jr.	G 32:24	3-5	1-1	0-0	2	6	8	3	1	7	7	3	0
4	Nahiem Alleyne	18:34	2-4	2-3	4-4	0	1	1	1	2	10	2	0	1
32	Donovan Clingan	13:27	2-2	0-0	1-3	0	4	4	2	2	5	0	3	0
3	Joey Calcaterra	11:41	1-6	1-3	2-2	0	1	1	0	1	5	0	0	0
5	Hassan Diarra	04:29	0-0	0-0	0-0	0	1	1	0	0	0	1	0	0
35	Samson Johnson	01:56	0-0	0-0	0-0	0	0	0	0	0	0	0	0	0
33	Apostolos Roumoglou	02:11	0-1	0-1	0-0	0	0	0	0	0	0	0	0	0
13	Richie Springs	01:23	1-1	0-0	0-0	0	0	0	0	0	2	0	0	0
20	Andrew Hurley	01:23	0-0	0-0	0-0	1	1	0	0	0	0	0	0	0
30	Yarin Hasson	00:41	0-0	0-0	0-0	0	0	0	0	0	0	0	0	0
40	Andre Johnson Jr.	00:41	0-0	0-0	0-0	0	0	0	0	0	0	0	0	0
Team						3	1	4	0	0	2	0	0	0
Totals		31:54	9-20	17-21	11	32	43	19	19	88	22	17	7	3

Shooting By Period	
1st FG%	17-28 60.7%
3PT%	4-9 44.4%
FT%	8-8 100%
2nd FG%	14-26 53.8%
3PT%	5-11 45.5%
FT%	9-13 69.2%
GM FG%	31-54 57.4%
3PT%	9-20 45.0%
FT%	17-21 81.0%

Dead Ball Rebounds: 1.0

ARK		UCN		Points from		Turnovers		Paint		Second Chance		Fast Breaks		Bench		
Biggest lead	0 (1 st 20:00)	29 (2 nd 15:44)	ARK	24	UCN	14	1st	29	2nd	36	TOT	65	ARK	46	UCN	42
Best Scoring Run	10 (2 nd 13:24)	14 (1 st 7:42)	ARK	18	UCN	14	ARK	29								

UCONN'S NCAA TOURNAMENT HISTORY

ALL-TIME NCAA TOURNAMENT BOX SCORES & RECAPS

2023 NCAA Tournament
 Sunday, March 19, 2023, MVP Arena, Albany, N.Y.
 #4 seed Connecticut 70, #5 seed St. Mary's 55



Official Basketball Box Score - Final
Saint Mary's (CA) at UConn
 03/19/23 MVP Arena, Albany, NY
 2022-23 NCAA Division I Men's Basketball Championship - Second Round

Game Time: 6:10 PM
 Game Duration: 2:06
 Officials: Doug Shows, Keith Kimble, Kelly Pfeifer

Saint Mary's (CA) - 55

Record: 27-8

NO.	Name	Min	FG	3P	FT	Rebounds	Fouls	TP	AS	TO	ST	Blocks	+/-
			M/A	M/A	M/A	OR DR TOT	PF FD					BS BA	
14	Kyle Bowen	F 35:17	2-6	1-3	2-2	0 6 6	2 2	7	1	2	0	0	-14
11	Mitchell Saxen	C 22:33	3-3	0-0	0-0	3 3 6	4 0	6	10	1	0	1	0
0	Logan Johnson	G 40:00	3-15	0-1	3-3	1 6 7	4 3	9	4	2	4	0	-15
20	Aidan Mahaney	G 36:25	4-13	1-5	0-2	0 0 0	1 2	9	11	2	1	0	-12
44	Alex Ducas	G 15:08	3-4	2-3	0-0	0 1 1	0 1	8	1	0	0	0	-1
1	Harry Westess	15:25	1-1	0-0	2-2	1 1 2	1 1	4	0	0	0	0	-17
3	Augustas Marciulonis	22:01	3-6	1-1	1-4	0 0 0	1 4	7	2	1	0	0	-14
3	Luke Barrett	05:15	0-1	0-1	3-4	0 0 0	0 2	3	0	0	0	0	-5
5	Joshua Jefferson	06:09	0-0	0-0	2-2	1 2 3	0 1	2	0	0	1	0	0
15	Chris Howell	01:47	0-0	0-0	0-0	0 0 0	0 0	0	0	0	0	0	2
Team						0 0 0	0 0	0	0	1			
Totals			19-49	4-14	13-19	3 19 22	13 16	55	9	6	1	5	-15

Shooting By Period			
1st FG%	12-27	44.4%	
3PT%	3-6	50.0%	
FT%	3-5	60%	
2nd FG%	7-22	31.8%	
3PT%	1-8	12.5%	
FT%	10-14	71.4%	
GM FG%	19-49	38.8%	
3PT%	4-14	28.6%	
FT%	13-19	68.4%	
Dead Ball Rebounds: 0			

UConn - 70

Record: 27-8

NO.	Name	Min	FG	3P	FT	Rebounds	Fouls	TP	AS	TO	ST	Blocks	+/-
			M/A	M/A	M/A	OR DR TOT	PF FD					BS BA	
11	Alex Karaban	F 32:12	1-5	1-3	0-0	1 3 4	0 0	3	0	1	0	0	13
21	Adama Sanogo	F 27:02	11-16	0-0	2-2	2 6 8	2 3	24	0	2	0	1	0
2	Tristan Newton	G 27:24	4-7	3-4	2-2	0 3 3	2 2	13	5	4	1	1	10
24	Jordan Hawkins	G 19:58	4-6	4-5	0-0	0 0 0	4 2	12	0	2	0	0	3
44	Andre Jackson Jr.	G 34:33	3-6	0-2	0-0	0 6 6	2 1	6	7	1	0	0	10
4	Nahiem Alleyne	21:32	1-3	1-3	0-0	0 1 1	2 0	3	0	1	0	0	20
32	Donovan Clingan	12:22	2-2	0-0	0-0	5 5 1	1 2	4	2	0	0	3	0
5	Hassan Diarra	04:46	0-1	0-1	0-0	1 1 0	0 0	0	1	0	0	0	2
3	Joey Calaterra	16:00	1-4	1-4	2-2	0 1 1	2 2	5	0	0	0	0	11
35	Samson Johnson	01:11	0-0	0-0	0-0	0 0 0	0 0	0	0	0	0	0	-1
13	Richie Springs	00:36	0-0	0-0	0-0	0 0 0	0 0	0	0	0	0	0	-2
20	Andrew Hurley	00:36	0-0	0-0	0-0	0 0 0	1 0	0	0	1	1	0	-2
30	Yarin Hasson	00:36	0-0	0-0	0-0	0 0 0	0 0	0	0	0	0	0	-2
33	Apostolos Roumoglou	00:36	0-0	0-0	0-1	0 1 0	0 0	0	0	0	0	0	-2
41	Emmett Hendry	00:36	0-0	0-0	0-0	0 0 0	0 0	0	0	1	0	0	-2
Team						1 0 1	0 1	0	1				
Totals			27-50	10-22	6-7	4 27 31	16 13	70	15	14	2	5	15

Shooting By Period			
1st FG%	12-27	44.4%	
3PT%	5-13	38.5%	
FT%	2-2	100%	
2nd FG%	15-23	65.2%	
3PT%	5-9	55.6%	
FT%	4-5	80%	
GM FG%	27-50	54.0%	
3PT%	10-22	45.5%	
FT%	6-7	85.7%	
Dead Ball Rebounds: 1			

	SMC		UConn		Points from Turnovers	SMC	UConn	Period by Period Scoring			
	1st	2nd	TOT	1st				2nd	TOT		
Biggest lead	8 (1st 13:15)	18 (2nd 2:37)			15	9					
Best Scoring Run	7 (1st 13:15)	10 (2nd 11:28)			30	34					
Lead Changes	7				7	9	SMC	30	25	55	
Times Tied	3				5	9	UConn	31	39	70	
Time with Lead	15:30	20:49			16	12					

ALBANY, N.Y. (AP) — Adama Sanogo scored 24 points and Jordan Hawkins delivered from the 3-point line in the second half as UConn pulled away from Saint Mary's for a 70-55 win on Sunday that put the Huskies in the Sweet 16 for the first time in nine years.

No. 4 seed UConn (27-8) advanced to the West Regional in Las Vegas on Thursday. Next up is eighth-seeded Arkansas, which knocked off No. 1 seed Kansas.

Sanogo followed up his 28-point game in the Huskies' NCAA tourney opener against Iona with another powerful and efficient performance in the paint. The 245-pound junior was 11 for 16 from the floor and grabbed eight rebounds, dominating a big-man matchup with Mitchell Saxen (six points, three rebounds and four fouls).

Saint Mary's (27-8) of the West Coast Conference failed to get out of the first weekend of the tournament for the second straight season as a No. 5 seed.

Aidan Mahaney and Logan Johnson each scored nine for the Gaels, who played the final 25 minutes without third-leading scorer Alex Ducas. The senior left with an apparent back injury.

UConn used a 14-2 spurt, highlighted by a 3 from Hawkins with 11:28 left in the second half, to go up 51-40.

Hawkins had been scoreless to that point, but he added another 3 coming off a screen moments later to make it 56-45, and the "Let's Go Huskies!" chants started to reverberate throughout MVP Arena. Hawkins wasn't done, making back-to-back 3s to make it 62-47 with 6:38 left. He finished with 12 points.

Meanwhile, the Huskies defense was clamping down on the Gaels, who were held under 60 points for just the fourth time this season.

The Gaels and Huskies played a practically even first half, with both shooting 44.4% from the field, and closing strong. Mahaney made a 3 with 21 seconds left to put Saint Mary's up 30-28 and Newton responded with a 3-pointer 18 seconds later that put the Huskies up 31-30 at half and brought the pro-UConn crowd to its feet.

The Huskies' last title run came out of the American Athletic Conference, the league birthed from the Big East's football-basketball breakup in 2013.

UConn went with the football schools and played seven years in the AAC, where its football program flourished while its vaunted men's basketball slipped into irrelevance.

The Huskies returned to their Big East roots, hiring former Seton Hall point guard Dan Hurley as coach five years ago and rejoining the conference three seasons ago, and they have been on the rise ever since.

2023 NCAA Tournament
 Friday, March 17, 2023, MVP Arena, Albany, N.Y.
 #4 seed Connecticut 87, #13 seed Iona 63



Official Basketball Box Score - Final
Iona at UConn
 03/17/23 MVP Arena, Albany, NY
 2022-23 NCAA Division I Men's Basketball Championship - First Round

Game Time: 4:30 PM
 Game Duration: 2:08
 Attendance: 14,010
 Officials: Jeffrey Anderson, Olanids Poole, Owen Shortt

Iona - 63

Record: 26-8

NO.	Name	Min	FG	3P	FT	Rebounds	Fouls	TP	AS	TO	ST	Blocks	+/-
			M/A	M/A	M/A	OR DR TOT	PF FD					BS BA	
0	Berrick JeanLouis	F 30:40	5-10	2-3	1-2	0 3 3	2 1	13	0	0	0	1	-16
13	Nelly Joseph	F 33:35	4-8	0-0	0-0	1 4 5	3 1	8	0	1	0	0	-16
15	Osborn Shema	F 26:15	0-5	0-2	0-0	1 4 5	3 1	0	0	0	2	1	-21
1	Walter Clayton Jr.	G 31:00	4-10	3-6	4-4	2 2 4	3 6	15	4	2	0	1	-15
5	Daniss Jenkins	G 34:39	4-13	0-1	6-7	0 2 2	2 5	14	5	0	4	1	-28
2	Sadiku Ibne Ayo	09:17	1-4	0-1	0-0	1 1 2	0 0	2	0	0	0	0	-8
33	Silas Sunday	05:43	2-3	0-0	0-0	1 0 1	1 0	4	0	0	0	0	-6
12	Anton Brookshire	06:29	1-2	1-2	0-0	0 2 2	0 0	3	0	1	0	0	-3
23	Michael Jefferson	14:27	1-2	1-1	0-1	0 2 2	1 1	3	0	1	0	0	5
3	Cruz Davis	07:55	0-0	0-0	1-2	0 1 1	0 1	1	0	1	0	0	-8
Team						2 2 4	0 0	0					
Totals			22-57	7-16	12-16	7 22 29	13 15	63	9	6	7	3	-24

Shooting By Period			
1st FG%	14-36	38.9%	
3PT%	6-11	54.5%	
FT%	1-2	50%	
2nd FG%	6-24	25.0%	
3PT%	1-5	20.0%	
FT%	11-14	78.6%	
GM FG%	22-57	38.6%	
3PT%	7-16	43.8%	
FT%	12-16	75.0%	
Dead Ball Rebounds: 1			

UConn - 87

Record: 26-8

NO.	Name	Min	FG	3P	FT	Rebounds	Fouls	TP	AS	TO	ST	Blocks	+/-
			M/A	M/A	M/A	OR DR TOT	PF FD					BS BA	
11	Alex Karaban	F 30:41	2-5	2-4	0-0	2 2 4	4 1	6	3	1	0	1	12
21	Adama Sanogo	F 24:39	13-17	0-0	2-3	6 7 13	0 3	2	0	2	0	1	0
2	Tristan Newton	G 23:35	1-5	0-2	2-2	0 4 4	3 2	4	6	0	0	0	14
24	Jordan Hawkins	G 27:33	3-11	3-7	4-4	2 2 4	3 4	13	1	0	0	0	11
44	Andre Jackson Jr.	G 33:31	4-9	2-5	0-0	2 3 5	2 0	10	7	2	1	0	23
3	Joey Calaterra	12:35	2-4	2-3	0-0	0 1 1	1 0	6	2	0	0	0	7
4	Nahiem Alleyne	14:48	2-5	2-3	2-2	0 0 0	1 1	8	1	0	1	0	17
32	Donovan Clingan	13:47	5-7	0-0	2-3	2 7 9	0 3	12	1	1	0	2	1
5	Hassan Diarra	10:57	0-3	0-1	0-0	2 2 1	0 0	0	0	3	1	2	10
35	Samson Johnson	01:26	0-0	0-0	0-0	0 0 0	0 0	0	0	0	0	0	-2
13	Richie Springs	01:34	0-0	0-0	0-0	0 1 1	0 0	0	0	0	1	0	0
20	Andrew Hurley	01:34	0-0	0-0	0-0	0 0 0	0 0	0	0	0	0	0	0
33	Apostolos Roumoglou	01:34	0-0	0-0	0-0	0 0 0	0 0	0	0	0	0	0	0
30	Yarin Hasson	00:53	0-0	0-0	0-0	0 0 0	0 0	0	0	0	0	0	0
40	Andre Johnson Jr.	00:53	0-0	0-0	0-0	0 0 0	0 0	0	0	0	0	0	0
Team						0 2 2	0 0	0	1				
Totals			32-66	11-25	12-14	14 31 45	15 13	87	24	9	4	5	24

Shooting By Period			

UCONN'S NCAA TOURNAMENT HISTORY

ALL-TIME NCAA TOURNAMENT BOX SCORES & RECAPS

2022 NCAA Tournament
Thursday, March 17, 2022, KeyBank Center, Buffalo, N.Y.
#12 seed New Mexico State 70, #5 seed Connecticut 63

Official Basketball Box Score - Final
New Mexico St. at UConn
 03/17/22 KeyBank Center, Buffalo
 2021-22 Men's Basketball
 Game Time: 6:50 PM
 Game Duration: 2:09
 Officials: Jeffery Clark, William Henderson, D.G. Nelson

New Mexico St. - 70 **Record: 27-6**

NO. Name	Min	FG			3P			FT			Rebounds			Fouls			TP	AS	TO	ST	Blocks			+/-
		M-A	M-A	M-A	M-A	M-A	OR	DR	TOT	PF	FD	OR	DR	TOT	BS	BA					BA			
13 Will McNair Jr.	F 32:49	2-6	0-0	0-0	0	3	3	2	1	4	0	0	0	0	0	0	0	0	1	0	0	-2		
35 Johnny McCants	F 34:09	2-2	1-1	0-0	0	2	2	3	1	5	2	1	2	0	0	0	0	0	0	0	0	9		
0 Teddy Allen	G 38:43	10-24	4-7	13-13	3	3	6	1	13	37	3	2	2	2	0	2	7							
5 Clayton Henry	G 29:27	3-4	2-2	0-0	0	2	4	3	0	8	2	1	0	0	0	1	10							
10 Sir Jabari Rice	G 34:50	3-8	3-6	0-0	0	2	2	1	1	9	4	2	0	0	0	0	11							
4 Mario McKinney Jr.	F 17:19	1-3	0-0	0-0	1	2	3	3	0	2	1	1	0	0	1	3								
15 Mike Peake	G 09:12	1-1	1-1	0-0	1	0	1	1	1	3	0	0	0	0	0	0	5							
42 Yuat Alik	G 03:31	1-2	0-0	0-0	0	0	0	2	0	2	0	0	0	0	0	0	8							
Team																								
Totals		23-50	11-17	13-13	8	18	26	16	17	70	12	11	4	1	4	7								

Shooting By Period

1st FG%	12-26	46.2%
3PT%	5-8	62.5%
FT%	3-3	100%
2nd FG%	11-24	45.8%
3PT%	6-9	66.7%
FT%	10-10	100%
GM FG%	23-50	46.0%
3PT%	11-17	64.7%
FT%	13-13	100.0%

Dead Ball Rebounds: 2, 0

UConn - 63 **Record: 23-10**

NO. Name	Min	FG			3P			FT			Rebounds			Fouls			TP	AS	TO	ST	Blocks			+/-
		M-A	M-A	M-A	M-A	M-A	OR	DR	TOT	PF	FD	OR	DR	TOT	BS	BA					BA			
5 Isaiah Whaley	F 33:47	4-7	1-4	0-0	0	3	3	3	0	9	0	3	0	4	0	-1								
21 Adama Sanogo	F 34:45	4-9	0-0	2-2	2	6	8	2	9	10	3	1	3	0	0	-7								
2 RJ Cole	G 36:05	7-15	2-6	4-4	0	1	1	1	3	20	4	2	0	0	1	-7								
4 Tyrese Martin	G 39:10	2-7	2-4	3-4	2	3	5	2	3	9	3	2	0	0	0	-5								
44 Andre Jackson	G 27:47	2-3	0-1	2-2	0	2	2	5	1	6	4	0	1	0	0	4								
12 Tyler Polley	F 19:42	2-7	2-7	1-1	0	0	0	2	0	7	0	0	0	0	0	-10								
0 Jalen Gaffney	G 05:44	0-2	0-1	0-0	0	0	0	1	0	1	0	1	0	0	0	-3								
11 Akok Akok	G 03:00	1-1	0-0	0-0	0	0	0	1	0	2	0	0	0	0	0	-6								
Team																								
Totals		22-51	7-23	12-13	8	17	25	17	16	63	15	8	5	4	1	-7								

Shooting By Period

1st FG%	9-26	34.6%
3PT%	2-11	18.2%
FT%	2-2	100%
2nd FG%	13-25	52.0%
3PT%	5-12	41.7%
FT%	10-11	90.9%
GM FG%	22-51	43.1%
3PT%	7-23	30.4%
FT%	12-13	92.3%

Dead Ball Rebounds: 4, 0

Technical Fouls: NONE

		NMSt	UConn
Biggest lead	14 (2nd 18:22)	4 (1st 11:13)	
Best Scoring Run	10 (1st 1:29)	8 (2nd 8:20)	
Lead Changes	4		
Times Tied	5		
Time with Lead	29:52	05:49	

		NMSt	UConn
Points from Turnovers	12	17	
Paint	14	20	
Second Chance	8	4	
Fast Breaks	3	10	
Bench	7	9	

		Period by Period Scoring		
		1st	2nd	TOT
NMSt		32	38	70
UConn		22	41	63

For the first time since 20211 and 2012, UConn made a second consecutive NCAA appearance, earning a #5 seed in the West Region after a 22-8 regular season, a 13-6 record in the BIG EAST to finish third in the standings, a semifinal finish in the BIG EAST Tournament, and a No. 21 ranking in the final AP Top 25.

UConn was pitted against 12th-seeded New Mexico State (Western Athletic Conference) in the first round at KeyBank Center in Buffalo, N.Y.

Both teams got off to slow offensive starts, UConn missing 8 of its first 11 shots and New Mexico State missing 12 of its first 14. The offenses warmed up a bit midway through the first half, but after a 20-20 tie with 4:14 remaining, guard Teddy Allen led the Aggies on a 12-2 run to finish the half with a 32-22 advantage.

New Mexico State widened the gap to 38-24 before UConn began to fight back on consecutive three-pointers by R.J. Cole and Isaiah Whaley. The Huskies battled to come within 47-46, 49-48, before finally tying the game, 52-52, with 5:08 to go.

It was 58-58 at the 2:00 mark, but Allen scored eight straight points for the Aggies and UConn could not respond down the stretch. Allen scored the last 15 points for New Mexico State to finish with 37 -- the most ever scored against UConn in an NCAA Tournament game -- and secure the 70-63 first-round victory.

Cole scored 20 points, his ninth 20-point game of the season, to lead the Huskies, while sophomore Adama Sanogo added 10 points and led the rebounding effort with 8. Besides Allen, none of the Aggies was in double figures.

With a hot-shooting 52.0 percent second half, UConn shot 43.1 percent overall for the game, but just 30.4 percent from three-point range. New Mexico State countered with 46.0 percent overall, but the key statistic was the Aggies' 64.7 percent (11 of 17) from beyond the arc.

2021 NCAA Tournament
Saturday, March 20, 2021, Mackey Arena, West Lafayette, Ind.
#10 seed Maryland 63, #7 seed Connecticut 54

Official Basketball Box Score - Final
Maryland at UConn
 03/20/21 Mackey Arena, West Lafayette
 NCAA Division I Men's Basketball Championship - First Round
 Game Time: 7:10 PM
 Game Duration: 2:18
 Officials: Ron Groover, Paul Szele, A.J. Pasal

Maryland - 63 **Record: 17-13**

NO. Name	Min	FG			3P			FT			Rebounds			Fouls			TP	AS	TO	ST	Blocks			+/-
		M-A	M-A	M-A	M-A	M-A	OR	DR	TOT	PF	FD	OR	DR	TOT	BS	BA					BA			
24 Donta Scott	F 32:39	4-7	1-2	3-4	0	4	4	1	4	12	1	1	0	2	0	8								
2 Aaron Wiggins	G 33:05	5-9	4-6	0-0	0	5	5	4	2	14	1	3	1	2	2	9								
5 Eric Ayala	G 34:18	8-14	3-5	4-4	1	4	5	2	4	23	2	2	3	0	0	9								
11 Darryl Morsell	G 35:44	2-5	1-2	2-2	0	7	7	5	3	7	4	1	0	0	0	2								
13 Hakim Hart	G 35:43	3-5	0-1	0-0	1	4	5	0	1	6	4	2	0	0	0	10								
25 Jarius Hamilton	F 16:36	0-2	0-2	0-2	0	0	0	1	1	0	0	0	0	0	0	4								
30 Galin Smith	G 07:21	0-1	0-0	1-2	1	0	1	2	1	0	1	0	0	0	1	1								
12 Reese Mona	G 04:34	0-0	0-0	0-0	0	0	0	0	0	0	1	0	0	0	0	2								
Team																								
Totals		22-43	9-18	10-14	4	25	29	14	17	63	13	11	4	4	5	9								

Shooting By Period

1st FG%	9-39	23.1%
3PT%	4-12	33.3%
FT%	0-2	0%
2nd FG%	10-20	50.0%
3PT%	3-10	30.0%
FT%	7-10	70%
GM FG%	22-43	51.2%
3PT%	9-18	50.0%
FT%	10-14	71.4%

Dead Ball Rebounds: 2, 1

UConn made its first NCAA Tournament appearance in five years after a pandemic-plagued shortened season that included two lengthy pauses due to COVID-19 issues and 10 scheduled games either postponed or canceled. The Huskies managed to play 20 regular-season games (14-6) and finish third (11-6) in their first season returning to the BIG EAST Conference. After a loss in the BIG EAST Tournament semifinals to Creighton, the Huskies earned a No. 7 seed in the East Region of the NCAA Tournament.

Due to COVID concerns, the entire NCAA Tournament was played in the Indianapolis area with all teams adhering to a strict bubble environment. The UConn-Maryland game was played on the campus of Purdue University, some 90 minutes away from the teams' Indianapolis hotel.

Hyped as a showdown between the offense of UConn sophomore James Bouknight, a First Team All-BIG EAST pick, and Maryland senior Darryl Morsell, the Big Ten Defensive Player of the Year, the real key to the Terrapins' 63-54 victory was junior guard Eric Ayala, who scored a game-high 23 points, grabbed 5 rebounds, handed out 2 assists and had 3 steals.

The game remained close throughout the opening 12 minutes and UConn had a 19-18 edge with 7:55 remaining in the first half. But the Huskies would score just three more points, on a Tyler Polley three-pointer, for the rest of the half, while Maryland hit four three-pointers on its way to a 15-3 run and a 33-22 halftime lead.

Maryland's second-half lead got as wide as 50-37 at the 9:19 mark, but UConn managed to whittle it to five, 53-48, with 2:53 to go. That was as close as the Huskies would get, however, as the Terps hit six straight free throws down the stretch to fight off the UConn threat and end the Huskies tournament ride.

The Huskies shot just 32.3 percent overall and 30.4 percent from three-point range as compared to Maryland's 51.2 percent and 50.0 percent, respectively. Bouknight did lead UConn in scoring (15), with sophomore Jalen Gaffney the only other Husky in double figures (12). Junior Tyrese Martin grabbed 11 rebounds and blocked 3 shots.

UConn - 54 **Record: 15-8**

NO. Name	Min	FG			3P			FT			Rebounds			Fouls			TP	AS	TO	ST	Blocks			+/-
		M-A	M-A	M-A	M-A	M-A	OR	DR	TOT	PF	FD	OR	DR	TOT	BS	BA					BA			
5 Isaiah Whaley	F 34:56	3-8	0-2	0-2	5	2	7	1	2	6	4	0	2	2	0	-9								
21 Adama Sanogo	F 16:08	2-7	0-0	0-0	4	0	4	2	1	4	0	1	0	0	0	1	-5							
1 RJ Cole	G 29:34	3-12	3-7	0-0	3	3	6	1	2	9	3	0	0	0	0	-11								
2 James Bouknight	G 39:40	6-16	1-6	2-6	1	4	5	2	7	15	1	3	0	0	0	-6								
4 Tyrese Martin	G 29:16	1-10	0-0	0-0	7	4	11	1	0	2	0	1	0	0	0	-9								
12 Tyler Polley	G 20:43	2-5	2-5	0-0	0	0	0	1	0	6	0	0	0	0	0	2								
0 Jalen Gaffney	G 20:04	4-6	1-2	3-4	0	2	2	3	2	12	1	3	3	0	0	-4								
25 Josh Carlton	G 02:04	0-0	0-0	0-0	1	1	2	0	0	0	1	1	0	0	0	-1								
44 Andre Jackson	G 07:35	0-1	0-1	0-0	1	2	3	4	0	0	1	1	0	0	0	-4								
Team																								
Totals		21-65	7-23	5-12	22	18	40	17	14	54	10	10	6	5	4	-9								

Shooting By Period

1st FG%	9-39	23.1%
3PT%	4-12	33.3%
FT%	0-2	0%
2nd FG%	10-26	38.5%
3PT%		

UCONN'S NCAA TOURNAMENT HISTORY

ALL-TIME NCAA TOURNAMENT BOX SCORES & RECAPS

2016 NCAA Tournament

Saturday, March 19, 2016, Wells Fargo Arena, Des Moines, Iowa
#1 seed Kansas 73, #9 seed Connecticut 61

UConn 61 • (9) 25-11

#	Player	Total			3-Ptr			Rebounds			PF	TP	A	TO	Blk	Stl	Min
		FG-FGA	FG-FGA	FT-FTA	FG-FGA	FG-FGA	FT-FTA	Off	Def	Tot							
00	NOLAN, Phillip	0-2	0-0	0-0	1	0	1	1	0	0	0	0	0	0	0	9	
04	GIBBS, Sterling	5-12	4-9	6-7	0	2	2	4	20	1	2	0	1	0	1	35	
05	HAMILTON, Daniel	4-14	3-5	0-0	0	8	8	1	11	6	1	0	1	1	31		
32	MILLER, Shonn	1-7	0-0	0-0	0	0	0	2	2	1	0	1	1	1	31		
44	PURVIS, Rodney	6-13	2-7	3-4	0	3	3	3	17	2	1	0	0	1	35		
02	ADAMS, Jalen	3-10	1-1	0-0	1	2	3	3	7	1	0	1	0	2	21		
12	FACEY, Kentan	0-0	0-0	0-0	0	1	1	1	0	0	1	0	0	0	9		
13	ENOCH, Steven	0-1	0-0	0-0	1	0	1	0	0	0	0	0	0	0	8		
21	CALHOUN, Omar	0-1	0-0	0-0	0	0	0	0	0	0	0	0	0	0	3		
35	BRIMAH, Amida	2-2	0-0	0-0	0	2	2	4	4	0	0	3	1	1	18		
Team					2	1	3										
Totals		21-62	10-22	9-11	5	19	24	19	61	11	6	4	7	200			
FG % 1st Half: 8-31		25.8%	2nd half: 13-31	41.9%	Game: 21-62		33.9%	Deadball									
3FG % 1st Half: 5-10		50.0%	2nd half: 6-12	41.7%	Game: 10-22		45.5%	Rebounds									
FT % 1st Half: 3-4		75.0%	2nd half: 5-7	85.7%	Game: 9-11		81.8%	2									

Kansas 73 • (1) 32-4

#	Player	Total			3-Ptr			Rebounds			PF	TP	A	TO	Blk	Stl	Min
		FG-FGA	FG-FGA	FT-FTA	FG-FGA	FG-FGA	FT-FTA	Off	Def	Tot							
00	Mason III, Frank	1-8	0-4	6-6	0	5	5	4	8	4	4	0	1	0	36		
01	Selden Jr., Wayne	8-15	2-5	4-6	2	5	7	0	22	3	2	1	0	35			
04	Graham, Devonte	4-8	2-5	3-4	0	5	5	2	13	2	2	0	1	34			
33	Lucas, Landen	2-4	0-0	2-2	1	11	12	2	6	4	1	3	1	34			
34	Ellis, Perry	9-12	2-3	1-2	0	8	8	1	21	1	1	0	0	32			
10	Mykhaliuk, Svi	0-1	0-0	1-2	0	0	0	1	1	0	1	0	0	6			
14	Greene, Brannen	0-0	0-0	0-0	0	1	1	1	0	0	0	0	0	9			
15	Bragg Jr., Carlton	1-2	0-0	0-0	2	0	2	0	2	0	0	0	0	4			
31	Traylor, Jamari	0-1	0-0	0-0	1	1	2	2	0	0	1	3	0	10			
Team					2	0	2										
Totals		25-51	6-17	17-22	8	36	44	13	73	14	13	7	3	200			
FG % 1st Half: 15-27		55.6%	2nd half: 10-24	41.7%	Game: 25-51		49.0%	Deadball									
3FG % 1st Half: 6-11		54.5%	2nd half: 0-6	0.0%	Game: 6-17		35.3%	Rebounds									
FT % 1st Half: 8-12		66.7%	2nd half: 9-10	90.0%	Game: 17-22		77.3%	4									

Officials: Pat Adams, Tim Clougherty, Bert Smith
Technical fouls: UConn-GIBBS, Sterling, Kansas-None.

Attendance: 16824

2016 NCAA Men's Basketball Championship - Second Round (South Region)

Fouled Out: None

Score by periods	1st	2nd	Total
UConn	24	37	61
Kansas	44	29	73

Points	In Paint	Off T/O	2nd Chance	Fast Break	Bench
UConn	22	8	9	13	11
KU	28	8	8	4	3

Last FG - UConn 2nd-00:49, KU 2nd-01:38.

Largest lead - UConn by 3 1st-18:10, KU by 24 1st-03:48.

UConn led for 00:27, KU led for 37:13. Game was tied for 02:20.

Score tied - 2 times.
Lead changed - 1 time.

2016 NCAA Tournament

Thursday, March 17, 2016, Wells Fargo Arena, Des Moines, Iowa
#9 seed Connecticut 74, #8 seed Colorado 67

UConn 74 • (9) 25-10

#	Player	Total			3-Ptr			Rebounds			PF	TP	A	TO	Blk	Stl	Min
		FG-FGA	FG-FGA	FT-FTA	FG-FGA	FG-FGA	FT-FTA	Off	Def	Tot							
00	NOLAN, Phillip	0-0	0-0	0-0	1	1	2	4	0	2	1	0	0	0	18		
04	GIBBS, Sterling	2-9	2-6	6-6	0	2	2	2	12	2	3	0	2	33			
05	HAMILTON, Daniel	6-12	0-2	5-5	1	9	10	2	17	0	3	1	1	38			
32	MILLER, Shonn	1-3	0-0	4-4	0	4	4	5	6	0	0	1	0	16			
44	PURVIS, Rodney	7-13	2-5	3-3	0	5	5	2	19	0	0	0	2	25			
02	ADAMS, Jalen	3-8	1-2	2-2	0	1	1	2	9	3	2	0	2	24			
10	CASELL JR., Sam	0-1	0-1	0-0	0	0	0	0	0	0	0	0	0	2			
12	FACEY, Kentan	1-5	0-0	0-0	3	0	3	3	2	0	0	1	1	8			
13	ENOCH, Steven	0-0	0-0	0-1	0	0	0	1	0	0	0	0	0	3			
21	CALHOUN, Omar	2-3	1-1	0-0	0	0	0	2	5	1	0	0	0	9			
35	BRIMAH, Amida	1-4	0-0	2-2	4	3	7	3	4	0	1	5	0	24			
Team					2	0	2										
Totals		23-58	6-17	22-23	11	25	36	26	74	8	10	8	8	200			
FG % 1st Half: 10-30		33.3%	2nd half: 13-28	46.4%	Game: 23-58		39.7%	Deadball									
3FG % 1st Half: 3-11		27.3%	2nd half: 3-6	50.0%	Game: 6-17		35.3%	Rebounds									
FT % 1st Half: 4-4		100.0%	2nd half: 18-19	94.7%	Game: 22-23		95.7%	1,1									

Colorado 67 • (8) 22-12

#	Player	Total			3-Ptr			Rebounds			PF	TP	A	TO	Blk	Stl	Min
		FG-FGA	FG-FGA	FT-FTA	FG-FGA	FG-FGA	FT-FTA	Off	Def	Tot							
01	Gordon, Wesley	4-8	0-0	1-4	3	6	9	4	9	2	2	2	0	32			
03	Talton, Xavier	2-6	1-5	2-2	1	4	5	4	7	1	0	0	0	25			
15	Collier, Dominique	3-6	0-2	2-2	0	0	0	5	8	3	1	0	1	19			
24	King, George	2-6	1-2	0-2	0	0	0	2	5	0	0	1	0	26			
40	Scott, Josh	5-10	0-0	13-18	3	8	11	1	23	0	0	0	1	36			
00	Akyazili, Thomas	0-4	0-1	0-0	0	1	1	1	0	1	2	0	1	15			
10	Fletcher, Tre'Shaun	2-2	0-0	0-0	0	1	1	2	4	0	1	0	0	14			
14	Miller, Tory	2-4	0-0	0-0	1	1	2	2	4	0	0	0	0	12			
44	Fortune, Josh	3-5	0-0	1-2	0	3	3	1	7	1	5	0	2	21			
Team					1	0	1										
Totals		23-51	2-10	19-30	9	24	33	22	67	8	12	3	5	200			
FG % 1st Half: 13-26		50.0%	2nd half: 10-25	40.0%	Game: 23-51		45.1%	Deadball									
3FG % 1st Half: 2-6		33.3%	2nd half: 0-4	0.0%	Game: 2-10		20.0%	Rebounds									
FT % 1st Half: 8-13		61.5%	2nd half: 11-17	64.7%	Game: 19-30		63.3%	4									

Officials: James Breeding, Karl Hess, Sean Hull
Technical fouls: UConn-None, Colorado-None.

Attendance:

2016 NCAA Men's Basketball Championship - First Round (South Region)

Fouled Out: UConn: #32 Miller @ 1:43 CU #15 Collier @ 14:2

Score by periods	1st	2nd	Total
UConn	27	47	74
Colorado	36	31	67

Points	In Paint	Off T/O	2nd Chance	Fast Break	Bench
UConn	28	18	11	8	20
COLO	28	13	12	2	15

Last FG - UConn 2nd-03:05, COLO 2nd-00:17.

Largest lead - UConn by 13 2nd-03:05, COLO by 11 1st-03:01.

UConn led for 11:35, COLO led for 26:29. Game was tied for 01:56.

Score tied - 3 times.
Lead changed - 1 time.

After losing in the second round of the NCAA Tournament in each of the past two years, Kansas, the overall No. 1 seed in the 2016 tourney, was determined not to make an early exit this time. Veteran Jayhawks Perry Ellis and Wayne Selden made sure of it.

The Kansas duo combined for 43 points as the Jayhawks took an early commanding lead and never gave it up, defeating No. 9 seed UConn, 73-61, in the South Region second round. It was the first NCAA Tournament loss as head coach for UConn coach Kevin Ollie after seven straight victories.

Selden had 22 points and seven rebounds while Ellis scored 21 points and grabbed eight rebounds for the 32-4 Jayhawks. Sterling Gibbs had 20 points for the No. 9 seed Huskies (25-11), who fell into an irreparable deficit that reached 24 points in the first half. Kansas had scoring surges of 16-0 early and 19-0 late to cruise into the intermission in full control with a 44-24 lead.

The Jayhawks made six of their first nine tries from 3-point range. When the jumpers didn't fall, the long arms of Landen Lucas, Jamari Traylor and Ellis were there to snag them. The final rebounds tally was 44-24, Jayhawks.

UConn came within nine points around the midpoint of the second half, but Ellis and Selden got going again to stop the threat. UConn did outscore Kansas, 37-29, in the second half, but it was far from enough.

The Huskies were out of sorts in their half-court offense. Daniel Hamilton was hounded anytime he was inside the arc, forcing multiple off-kilter shots and finishing 4 for 14 for 11 points with eight rebounds and six assists. Rodney Purvis had 17 points but went just 2 for 7 from 3-point range.

Gibbs, the fifth-year senior transfer who played at Texas and Seton Hall before coming to UConn, couldn't get his answer out when asked at the postgame news conference to reflect on his season with the Huskies. He tearfully bowed his head, and Ollie reassuringly reached over to pat his neck.

It was the sixth consecutive 20-win season for the Huskies, the fourth straight since Ollie took over as head coach in 2012-13.

Rodney Purvis, Daniel Hamilton, a stifling defense and 96 percent shooting from the line carried Connecticut back from an 11-point first-half deficit, as the Huskies beat Colorado 74-67 in the first round Thursday, keeping Kevin Ollie unbeaten as a head coach in the NCAA Tournament.

The No. 9 seed Huskies (25-10) went 22 of 23 from the foul line, including six straight by Sterling Gibbs in the final minute to secure the lead and pad their nation-leading percentage of 79.3.

"We just try to relax," said Purvis, who scored 15 of his 19 points after halftime.

Hamilton had 17 points and 10 rebounds, Amida Brimah blocked five shots and the Huskies even outrebounded the Buffaloes 36-33 on their way to the second round of the South Region. Colorado entered the tournament ranked fourth in the country in rebounding.

Josh Scott had 23 points and 11 rebounds for the No. 8 seed Buffaloes (22-12), finishing 0-3 in the NCAA Tournament in his career. He had five of Colorado's 11 misses in 30 free-throw attempts, helping UConn stay within striking distance. Scott made four straight foul shots to bring the Buffaloes within 66-63 with a minute to go, but they couldn't make it closer.

The Huskies, who won the title as a No. 7 seed two years ago before missing the tournament last season, were called for 26 of the 48 fouls.

Scott's jump shot in the paint with 3:01 left before halftime gave the Buffaloes their biggest lead at 33-22, but the bricks they were flinging from the foul line left room for the Huskies to rally.

The Huskies took their first lead at 47-46 with a 3-pointer by Jalen Adams, the freshman point guard who banked in the beyond-half-court shot to force a fourth overtime last week in UConn's win over Cincinnati in the American Athletic Conference quarterfinals.

Purvis swished a 3-pointer right in front of UConn's bench to make it 52-48 before turning to playfully pat Ollie on the chest with the back of his hand.

"I think he was saying, 'Bad shot!' and I was like, 'I got you,'" Purvis said.

UCONN'S NCAA TOURNAMENT HISTORY

ALL-TIME NCAA TOURNAMENT BOX SCORES & RECAPS

2014 NCAA Tournament
Monday, April 7, 2014, AT&T Stadium, North Texas
#7 seed Connecticut 60, # 8 seed Kentucky 54



Official Basketball Box Score - Game Totals - Final Statistics
KENTUCKY vs UConn
4/7/14 8:10PM CT at AT&T Stadium, North Texas



KENTUCKY 54 • 29-11

#	Player	Total			3-Ptr			Rebounds			PF	TP	A	TO	Blk	Stl	Min
		FG	FGA	FT	FTA	Off	Def	Total									
01	Young, James	f	5-13	2-5	8-9	2	5	7	0	20	0	3	0	0	0	35	
30	Randle, Julius	f	3-7	0-0	4-7	1	5	6	0	10	4	2	1	0	0	34	
44	Johnson, Dakari	c	2-5	0-0	1-4	2	2	4	1	5	2	0	2	1	0	25	
02	Harrison, Aaron	g	3-7	1-5	0-1	1	3	4	2	7	0	3	1	2	39		
06	Harrison, Andrew	g	3-9	2-4	0-0	1	4	5	2	8	5	4	1	3	37		
00	Lee, Marcus	g	0-0	0-0	0-0	0	0	0	1	0	0	0	0	0	6		
22	Poythress, Alex	g	2-5	0-0	0-1	2	3	5	4	4	0	1	0	0	17		
25	Hawkins, Dominique	g	0-0	0-0	0-2	1	0	1	0	0	0	0	0	0	7		
Team						0	1	1									
Totals			18-46	5-16	13-24	10	23	33	10	54	11	13	5	6	200		

FG % 1st Half: 11-25 44.0% 2nd half: 7-21 33.3% Game: 18-46 39.1%
3FG % 1st Half: 4-9 44.4% 2nd half: 1-7 14.3% Game: 5-16 31.3%
FT % 1st Half: 5-9 55.6% 2nd half: 8-15 53.3% Game: 13-24 54.2%

UConn 60 • 32-8

#	Player	Total			3-Ptr			Rebounds			PF	TP	A	TO	Blk	Stl	Min
		FG	FGA	FT	FTA	Off	Def	Total									
00	NOLAN, Phillip	f	0-3	0-0	0-0	1	0	1	4	0	0	0	0	1	19		
02	DANIELS, DeAndre	f	4-14	0-4	0-0	2	4	6	3	8	0	0	2	0	29		
06	GIFFEY, Niels	f	3-7	2-4	2-2	2	3	5	2	10	0	0	1	0	37		
11	BOATRIGHT, Ryan	g	5-6	0-1	4-4	0	4	4	2	14	3	3	0	3	32		
13	NAPIER, Shabazz	g	8-16	4-9	2-2	0	6	6	1	22	3	4	0	3	39		
03	SAMUEL, Terrence	g	1-1	0-0	0-0	0	1	1	0	2	0	1	0	1	11		
20	KROMAH, Lasan	g	1-4	0-1	2-2	1	5	6	1	4	2	1	0	1	20		
35	BRIMAH, Amida	g	0-2	0-0	0-0	1	3	4	4	0	0	0	1	0	13		
Team						1	0	1			1						
Totals			22-53	6-19	10-10	8	26	34	17	60	8	10	4	9	200		

FG % 1st Half: 14-28 50.0% 2nd half: 8-25 32.0% Game: 22-53 41.5%
3FG % 1st Half: 3-10 30.0% 2nd half: 3-9 33.3% Game: 6-19 31.6%
FT % 1st Half: 4-4 100.0% 2nd half: 6-6 100.0% Game: 10-10 100.0%

Officials: Verne Harris, Joe DeRosas, Doug Shoves
Technical fouls: KENTUCKY-None, UConn-None.
Attendance: 79,238
2014 NCAA National Championship
Final Four Championship game record 79,238
Final Four two-session record of 158,642

Score by periods	1st	2nd	Total
KENTUCKY	31	23	54
UConn	35	25	60

Points	In	Off	2nd	Fast	Bench
UK	Paint	T/O	Chance	Break	
UConn	24	19	7	4	6
UConn	20	17	4	4	6

Last FG - UK 2nd-01:06, UConn 2nd-02:47.
Largest lead - UK None, UConn by 15 1st-06:59.

Score tied - 2 times.
Lead changed - 0 times.

2014 NCAA Tournament
Saturday, April 5, 2014, AT&T Stadium, North Texas
#7 seed Connecticut 63, # 1 seed Florida 53



Official Basketball Box Score - Game Totals - Final Statistics
UConn vs FLORIDA
4/5/14 5:15PM CT at AT&T Stadium, North Texas



UConn 63 • 31-8

#	Player	Total			3-Ptr			Rebounds			PF	TP	A	TO	Blk	Stl	Min
		FG	FGA	FT	FTA	Off	Def	Total									
00	NOLAN, Phillip	f	0-1	0-0	1-2	0	1	1	4	1	0	1	1	0	15		
02	DANIELS, DeAndre	f	9-14	2-5	0-0	0	10	10	3	20	1	5	1	1	40-		
06	GIFFEY, Niels	f	4-7	0-2	3-3	3	1	4	3	11	0	0	0	0	23		
11	BOATRIGHT, Ryan	g	5-9	1-2	2-2	0	6	6	0	13	3	1	0	1	38		
13	NAPIER, Shabazz	g	3-6	2-3	4-4	0	3	3	0	12	6	2	0	4	38		
03	SAMUEL, Terrence	g	2-2	0-0	0-0	0	1	1	0	4	1	1	0	0	18		
20	OLANDER, Tyler	g	0-1	0-0	0-0	0	0	0	2	0	0	0	0	0	5		
30	KROMAH, Lasan	g	0-1	0-0	0-0	0	0	0	0	0	0	1	0	0	11		
36	BRIMAH, Amida	g	1-2	0-0	0-2	1	0	1	4	2	1	2	0	0	12		
Team						1	1	2			1						
Totals			24-43	5-12	10-13	5	23	28	16	63	12	13	4	6	200		

FG % 1st Half: 10-21 47.6% 2nd half: 14-22 63.6% Game: 24-43 55.8%
3FG % 1st Half: 4-7 57.1% 2nd half: 1-5 20.0% Game: 5-12 41.7%
FT % 1st Half: 1-1 100.0% 2nd half: 9-12 75.0% Game: 10-13 76.9%

FLORIDA 53 • 36-3

#	Player	Total			3-Ptr			Rebounds			PF	TP	A	TO	Blk	Stl	Min
		FG	FGA	FT	FTA	Off	Def	Total									
18	Yeguete, Will	f	0-2	0-1	2-2	1	2	3	2	2	0	0	0	0	23		
24	Prather, Casey	f	6-10	0-0	3-5	4	2	6	1	15	1	2	0	0	30		
04	Young, Patric	c	7-13	0-0	5-8	2	3	5	0	19	0	1	1	0	32		
05	Wilbekin, Scottie	g	2-9	0-3	0-0	0	1	1	4	4	1	3	0	2	34		
20	Frazier, Michael	g	1-3	1-3	0-0	1	2	3	1	3	0	1	0	0	32		
00	Hill, Kasey	g	2-6	0-0	3-4	2	0	2	4	7	0	4	0	0	15		
30	Finnerty-Smith, Dorian	g	1-6	0-3	1-1	1	4	5	3	1	0	0	1	0	27		
23	Walker, Chris	g	0-0	0-0	0-0	0	0	0	0	0	0	0	0	0	2		
26	Walker, DeVon	g	0-0	0-0	0-0	0	0	0	0	0	0	0	0	0	5		
Team						1	1	2			1						
Totals			19-49	1-10	14-20	12	15	27	14	53	3	11	1	3	200		

FG % 1st Half: 8-23 34.8% 2nd half: 11-26 42.3% Game: 19-49 38.8%
3FG % 1st Half: 1-7 14.3% 2nd half: 0-3 0.0% Game: 1-10 10.0%
FT % 1st Half: 5-9 55.6% 2nd half: 9-11 81.8% Game: 14-20 70.0%

Officials: John Higgins, Michael Stephens, Doug Simmons
Technical fouls: UConn-None, FLORIDA-None.
Attendance: 79,238
2014 NCAA National Semifinal

Score by periods	1st	2nd	Total
UConn	25	38	63
FLORIDA	22	31	53

Points	In	Off	2nd	Fast	Bench
UConn	Paint	T/O	Chance	Break	
UConn	26	13	2	6	6
UConn	24	16	3	0	10

Last FG - UConn 2nd-01:45, UF 2nd-00:26.
Largest lead - UConn by 12 2nd-02:04, UF by 12 1st-09:46.

Score tied - 1 time.
Lead changed - 3 times.

University of Connecticut senior guard Shabazz Napier turned in another all-court masterpiece Monday night to lift the Huskies to a 60-54 win over Kentucky's freshmen in the final game of 2014 NCAA Division I Men's Basketball Championship. The game was played before a record crowd of 79,238 at AT&T Stadium.

UConn has now four NCAA championships (1999, 2004, 2011 and 2014) and joins an elite group of six programs that have won four or more titles that also includes UCLA, Kentucky, Indiana, North Carolina and Duke. UConn also has an all-time Final Four record of 8-1 for an 88.9 winning percentage - the best in tournament history, easily outdistancing North Carolina State at 83.3.

Connecticut, which finished the season with a 32-8 record, never trailed in the championship game. The Huskies led by as many as 15 in the first half and watched the Wildcats, who finish at 29-11, trim the deficit to one with 8:13 left. Aaron Harrison, Kentucky's big-moment shooter in the last three games, then missed a three-pointer from the left corner that would've given Kentucky the lead and the Wildcats never got closer.

The Huskies were one step ahead of Kentucky all night, holding off furious rally after furious rally.

Kentucky's biggest push started when James Young (20 points, seven rebounds) posterized UConn freshman center Amida Brimah with a monster dunk to start a three-point play and trigger an 8-0 run.

In the middle of that, Boatright, who shut down Harrison's twin brother, Andrew, most of the night, twisted his left ankle while receiving an innocuous-looking pass from Napier. He called a timeout, got it worked on and came back out.

Napier was named the Final Four's Most Outstanding Player and he earned it on both ends of the court, keeping a hand in Aaron Harrison's face most of the night and holding him to a three-for-seven, seven-point, no-damage night. Boatright was a member of the NCAA All-Final Four team as was junior forward DeAndre Daniels.

The University of Connecticut men's basketball team took another step to its fourth NCAA title on Saturday with a 63-54 win over Florida in a Final Four semifinal at AT&T Stadium before a crowd of 79,444. Connecticut now plays Kentucky for this year's championship on Monday at 9:10 p.m. on CBS and the UConn IMG Radio Network.

The win by the Huskies ended Florida's 30-game winning streak, which began after the Huskies beat the Gators 65-64 on Dec. 2 on a buzzer-beating jumper by senior guard Shabazz Napier.

Napier helped seal this game with about two minutes to play when he made two free throws for a 59-47 lead. That margin was the deficit the Huskies faced in the opening minutes after a cold shooting start.

With second-year coach Kevin Ollie in a defensive stance himself most of the game, the Huskies sidetracked the Florida offense by shutting down point guard Scottie Wilbekin and three-point specialist Michael Frazier II, who scored a combined seven points.

The Huskies were impressive on offense, shooting 55.8 percent (24 of 43) from the field against a team that allowed opponents to shoot 39.9 percent this season.

Junior forward DeAndre Daniels had 20 points and 10 rebounds for Connecticut, and it was his two three-pointers in a span of 1:43 that helped ignite the Huskies after they had fallen behind 16-4. Daniels was nine of 14 from the field and played the entire game.

Florida's defense - which was third in the nation - was suffocating early and the Gators took a 16-4 lead with a 7-0 run that was capped by a drive by Wilbekin with 9:47 to play.

The Huskies suddenly found their shooting touch. Connecticut made four straight shots and three of them were from beyond the 3-point line - two by Daniels and another by junior guard Ryan Boatright. A three by Napier brought Connecticut within 20-18 and a three-point play by senior forward Niels Giffey gave the Huskies their first lead of the game, 21-20 with 3:18 left in the half and they never trailed again.

In the second half, the Huskies stretched the lead to 37-27 with 13:10 left after a Boatright driving layup. They fought off every rally by Florida, which cut it to 43-40 with 8:03 left, but never threatened again.

UCONN'S NCAA TOURNAMENT HISTORY

ALL-TIME NCAA TOURNAMENT BOX SCORES & RECAPS

2014 NCAA Tournament
 Sunday, March 30, 2014, Madison Square Garden, New York, N.Y.
 #7 seed Connecticut 60, # 4 seed Michigan State 54



Official Basketball Box Score - Game Totals - Final Statistics
UCONN vs MICHIGAN STATE
 3:30PM 2:20pm at Madison Square Garden, New York, NY



UCONN 60 • 30-8

#	Player	Pos	Total			3-Ptr			Rebounds			PF	TP	A	TO	Blk	Stl	Min
			FG	FGA	FT	FTA	FG	FGA	FT	FTA	Off							
02	DANIELS, DEANDRE	F	4-10	0-2	4-5	1	7	8	2	12	0	2	2	2	36			
05	GIFFEY, NIELS	F	2-10	0-5	2-2	1	4	5	0	6	2	1	0	0	35			
00	NOLAN, PHILLIP	C	2-4	0-0	0-0	1	3	4	3	4	1	0	1	0	27			
11	BOATRIGHT, RYAN	G	3-9	1-5	4-4	0	2	2	2	11	1	1	0	4	38			
13	NAPIER, SHABAZZ	G	6-14	4-9	9-9	1	5	6	2	25	4	2	0	1	37			
03	SAMUEL, TERENCE	G	0-0	0-0	0-0	0	0	0	0	0	0	0	0	0	4			
10	OLANDER, TYLER	G	0-0	0-0	0-0	0	0	0	0	0	0	0	0	0	3			
20	KROMAH, LASAN	G	0-2	0-1	2-2	0	0	0	0	2	0	0	0	0	10			
36	BRIMAH, AMIDA	G	0-0	0-0	0-0	0	0	0	3	0	0	0	0	0	10			
Team																		
Totals			17-49	5-22	21-22	7	23	30	12	60	8	8	3	7	200			

FG % 1st Half: 8-29 27.6% 2nd half: 9-20 45.0% Game: 17-49 34.7%
 3FG % 1st Half: 2-12 16.7% 2nd half: 3-10 30.0% Game: 5-22 22.7%
 FT % 1st Half: 3-4 75.0% 2nd half: 18-18 100.0% Game: 21-22 95.5%

MICHIGAN STATE 54 • 29-9

#	Player	Pos	Total			3-Ptr			Rebounds			PF	TP	A	TO	Blk	Stl	Min
			FG	FGA	FT	FTA	FG	FGA	FT	FTA	Off							
05	PAYNE, ADREIAN	F	4-14	3-10	2-2	1	8	9	1	13	3	2	1	1	35			
22	DAWSON, BRANDEN	F	1-3	0-0	3-4	1	7	8	3	5	0	3	1	1	34			
11	APPLING, KEITH	F	1-3	0-1	0-0	0	0	0	5	2	2	4	0	0	28			
14	HARRIS, GARY	G	8-14	4-9	2-2	0	2	2	1	22	2	2	0	0	37			
46	VALENTINE, DENZEL	G	3-6	3-4	0-0	2	6	8	4	9	2	4	0	2	37			
10	COSTELLO, MATT	G	0-0	0-0	0-0	0	0	0	0	0	2	0	1	1	5			
20	TRICE, TRAVIS	G	0-4	0-3	0-0	0	1	1	1	0	2	1	0	0	18			
30	KAMINSKI, KENNY	G	0-1	0-1	0-0	0	0	0	0	0	0	0	0	0	6			
40	CHAPMAN, DAN	G	1-1	1-1	0-0	0	0	0	0	3	0	0	0	0	0+			
Team																		
Totals			18-46	11-29	7-8	6	26	32	16	54	13	16	3	5	200			

FG % 1st Half: 9-24 37.5% 2nd half: 9-22 40.9% Game: 18-46 39.1%
 3FG % 1st Half: 6-15 40.0% 2nd half: 5-14 35.7% Game: 11-29 37.9%
 FT % 1st Half: 1-2 50.0% 2nd half: 6-6 100.0% Game: 7-8 87.5%

Officials: John Higgins, Michael Roberts, Tom Eades
 Technical fouls: UCONN-None. MICHIGAN STATE-None.
 Attendance: 19499
 2014 NCAA Division I Men's East Regional Basketball Championship
 East Regional All-Tournament: DeAndre Daniels-UCONN, Gary Harris-MSU
 Adreian Payne-MSU, Dustin Hoque-Iowa St.
MOST OUTSTANDING PLAYER - Shabazz Napier-UCONN

Score by periods	1st	2nd	Total
UCONN	21	39	60
MICHIGAN STATE	25	29	54

Points	In Paint	Off T/O	2nd Chance	Fast Break	Bench
UCONN	16	8	14	2	8
MSU	16	14	2	8	5

Score tied - 1 time.
 Lead changed - 2 times.

Left FG - UCONN 2nd-09:15, MSU 2nd-00:00.
 Largest lead - UCONN by 19 1st-16:12, MSU by 9 2nd-16:33.

2014 NCAA Tournament
 Friday, March 28, 2014, Madison Square Garden, New York, N.Y.
 #7 seed Connecticut 81, # 3 seed Iowa State 76



Official Basketball Box Score - Game Totals - Final Statistics
UCONN vs IOWA STATE
 03:28PM 7:27pm at Madison Square Garden, New York, NY



UCONN 81 • 29-8

#	Player	Pos	Total			3-Ptr			Rebounds			PF	TP	A	TO	Blk	Stl	Min
			FG	FGA	FT	FTA	FG	FGA	FT	FTA	Off							
02	DANIELS, DEANDRE	F	10-15	2-6	5-6	1	9	10	3	27	0	1	2	0	36			
05	GIFFEY, NIELS	F	2-5	1-3	0-0	0	7	7	3	5	0	0	0	1	29			
00	NOLAN, PHILLIP	C	0-0	0-0	0-0	0	0	1	1	0	0	0	0	0	9			
11	BOATRIGHT, RYAN	G	4-10	2-3	6-6	0	2	2	0	16	2	2	0	2	35			
13	NAPIER, SHABAZZ	G	5-11	4-6	5-6	1	4	5	3	19	5	5	0	2	37			
03	SAMUEL, TERENCE	G	3-4	0-0	4-4	1	2	3	1	10	2	0	0	0	23			
20	KROMAH, LASAN	G	0-2	0-1	0-0	0	0	0	2	0	0	1	0	0	8			
21	CALHOUN, OMAR	G	0-0	0-0	0-0	0	0	0	0	0	0	0	0	0	3			
22	TOLKSDORF, LEON	G	0-0	0-0	0-0	0	0	0	0	0	0	0	0	0	0+			
25	WATTS, TOR	G	0-0	0-0	0-0	0	0	0	0	0	0	0	0	0	0+			
36	BRIMAH, AMIDA	G	2-3	0-0	0-0	1	1	2	2	4	0	0	2	0	20			
Team																		
Totals			26-50	9-19	20-22	5	26	31	15	81	9	9	4	5	200			

FG % 1st Half: 14-27 51.9% 2nd half: 12-23 52.2% Game: 26-50 52.0%
 3FG % 1st Half: 7-12 58.3% 2nd half: 2-7 28.6% Game: 9-19 47.4%
 FT % 1st Half: 1-2 50.0% 2nd half: 19-20 95.0% Game: 20-22 90.9%

IOWA STATE 76 • 28-8

#	Player	Pos	Total			3-Ptr			Rebounds			PF	TP	A	TO	Blk	Stl	Min
			FG	FGA	FT	FTA	FG	FGA	FT	FTA	Off							
03	EIIM, MELVIN	F	3-13	1-2	0-0	2	6	8	4	7	1	2	0	0	34			
22	HOGUE, DUSTIN	F	15-19	0-1	4-6	3	3	6	3	34	0	2	0	2	37			
42	EDOZIE, DANIEL	F	0-0	0-0	0-0	0	0	0	0	0	0	0	0	0	7			
11	MORRIS, MONTA	G	5-8	2-2	0-0	1	2	3	2	12	4	2	2	2	37			
30	KANE, DEANDRE	G	6-18	2-4	2-9	5	3	8	3	16	9	2	1	0	40			
15	LONG, NAZ	G	3-9	1-6	0-0	0	3	3	4	7	0	0	0	0	27			
21	THOMAS, MATT	G	0-1	0-1	0-0	0	0	0	1	0	0	1	0	0	14			
24	GIBSON, PERCY	G	0-1	0-0	0-0	1	0	1	0	0	0	0	0	0	4			
Team																		
Totals			32-69	6-16	6-15	17	19	36	17	76	14	9	3	4	200			

FG % 1st Half: 9-29 31.0% 2nd half: 23-40 57.5% Game: 32-69 46.4%
 3FG % 1st Half: 2-6 33.3% 2nd half: 4-10 40.0% Game: 6-16 37.5%
 FT % 1st Half: 6-10 60.0% 2nd half: 0-5 0.0% Game: 6-15 40.0%

Officials: Verne Harris, Michael Reed, Tony Padilla
 Technical fouls: UCONN-None. IOWA STATE-None.
 Attendance:
 2014 NCAA Division I Men's Basketball East Regional Semifinal

Score by periods	1st	2nd	Total
UCONN	36	45	81
IOWA STATE	26	50	76

Points	In Paint	Off T/O	2nd Chance	Fast Break	Bench
UCONN	28	12	4	5	14
ISU	42	9	14	8	7

Score tied - 1 time.
 Lead changed - 2 times.

Left FG - UCONN 2nd-01:44, ISU 2nd-00:02.
 Largest lead - UCONN by 17 2nd-14:19, ISU by 1 1st-18:43.

Senior guard Shabazz Napier scored 17 of his 25 points in the second half to lead the University of Connecticut men's basketball team to a 60-54 victory over Michigan State in the East Region final of the NCAA Championship on Sunday before a crowd of 19,449 at Madison Square Garden.

The Huskies now advance to the NCAA Final Four at AT&T Stadium in Arlington, Texas. UConn will play Florida in the national semifinals on Saturday at 6:09 p.m. on CBS and the UConn IMG Sports Radio Network. The winner of that game plays in the national championship game on Monday, April 7. Florida has won 30-straight games entering the NCAA Final four, but their last loss was to UConn, 65-64 on Dec. 2.

The Huskies are now 30-8 on the season while Michigan State finishes 29-9. UConn will be playing in its fifth NCAA Final Four and its third in the past six years. UConn won the NCAA Championship in 1999, 2004 and 2011.

Napier, the East Regional's Most Outstanding Player, hit three huge free throws with 37.6 seconds left, making clutch shot after clutch shot just as Kemba Walker did when Napier was a freshman. The Huskies rallied from a nine-point second-half deficit to become the first No. 7 seed to reach the Final Four since the tournament expanded to 64 teams in 1985.

UConn dared Michigan State to shoot three-pointers, and the Spartans nearly made enough, going 11 for 29 from behind the arc. Harris was four for nine on threes, but his teammates were a combined 10 for 32 from the floor.

Trailing 51-49 with more than two minutes left, Michigan State had a chance to tie or take the lead. Adreian Payne fumbled the ball away, and Napier drilled a jumper on the other end.

After Payne's free throws pulled the Spartans back within two, Keith Appling was whistled for a foul - his fifth - for contact with Napier on a three-point attempt.

Napier extended the lead to 56-51, and after Travis Trice missed a three, sophomore forward Phillip Nolan slipped free for a dunk that clinched the victory.

University of Connecticut junior forward DeAndre Daniels was going to keep getting the ball from his teammates until he cooled off. By the time that happened, it was too late for Iowa State.

Daniels scored 19 of his 27 points in the second half to lead UConn to an 81-76 victory over Iowa State on Friday night in the East Regional Semifinals of the NCAA Championship at Madison Square Garden before a crowd of 19,314. UConn improves to 29-8 on the season, while Iowa State finishes at 28-8.

The Huskies, who are the No. 7 seed in the East region, now play No. 4 seed Michigan State on Sunday at 2:20 p.m. for a trip to next weekend's Final Four in North Texas. The Huskies and the Spartans last met in NCAA tournament play in the 2009 Final Four in Detroit as MSU topped UConn in the national semifinals.

The third-seeded Cyclones rallied late, pulling within 67-63 with two-and-a-half minutes remaining, but UConn senior Niels Giffey hit a three in the corner for his first points since the game's opening moments. The Huskies made their free throws in the final minute and the UConn fans packing MSG began to celebrate.

With UConn clinging to a 70-65 lead and less than a minute left, Iowa State's Naz Long missed a three-pointer, and the 6-1 Napier pulled down the rebound and was fouled by Hogue. The guard calmly drilled both free throws.

UConn was 20 of 22 from the foul line, while Iowa State was six of 15.

Napier, the American Athletic Conference player of the year, drained four early three-pointers, then made only one more field goal the rest of the way. The quick start by Napier and junior guard Ryan Boatright opened up space for Daniels.

Since a stretch in late February and early March when he failed to reach double figures in four straight games, Daniels had averaged 15 in his last six outings before Friday. Against Iowa State, he shot 10 of 15 and pulled down 10 rebounds.

"With our seniors on this team, I just want them to go out with a bang," Daniels said.

UCONN'S NCAA TOURNAMENT HISTORY

ALL-TIME NCAA TOURNAMENT BOX SCORES & RECAPS

2014 NCAA Tournament
 Saturday, March 22, 2014, First Niagara Center, Buffalo, N.Y.
 #7 seed Connecticut 77, # 2 seed Villanova 65

Official Basketball Box Score - Game Totals - Final Statistics UConn vs Villanova 03/22/14 00:01 PM at First Niagara Center (Buffalo, N.Y.)

UConn 77 • 28-8

#	Player	Total			3-Ptr			Rebounds			PF	TP	A	TO	Blk	Stl	Min
		FG	FGA	FT	FTA	FG	FGA	FT	FTA	Off							
02	DANIELS, DeAndre	f	4-12	3-5	0-0	2	3	5	1	11	0	1	0	0	28		
05	GIFFEY, Niels	f	1-3	0-1	2-2	2	9	11	2	4	2	2	1	2	37		
00	NOLAN, Phillip	g	0-0	0-0	0-0	0	1	1	1	0	0	0	0	1	6		
11	BOATRRIGHT, Ryan	g	3-10	0-3	5-8	2	5	7	2	11	3	2	0	1	37		
13	NAPIER, Shabazz	g	9-13	4-8	3-4	0	5	5	3	25	3	4	0	2	25		
03	SAMUEL, Terrence	g	2-5	0-0	7-8	0	1	1	3	11	1	0	0	1	21		
32	FACEY, Kantan	g	0-0	0-0	0-0	0	0	0	0	0	0	0	0	0	0+		
20	KROMAH, Lasan	g	3-6	2-3	4-4	0	1	1	2	12	1	2	0	4	26		
22	TOLKSDORF, Leon	g	0-0	0-0	1-2	0	1	1	0	1	0	0	0	0	0+		
25	WATTS, Tor	g	0-0	0-0	0-0	0	0	0	0	0	0	0	0	0	0+		
36	BRIMAH, Amida	g	1-3	0-0	0-0	0	1	1	3	2	0	0	1	0	20		
	Team					1	2	3									
	Totals		23-52	9-20	22-28	7	29	36	17	77	10	11	2	11	200		
	FG % 1st Half: 10-29 34.5%	2nd half: 13-23 56.5%	Game: 23-52 44.2%														
	3FG % 1st Half: 3-9 33.3%	2nd half: 6-11 54.5%	Game: 9-20 45.0%														
	FT % 1st Half: 2-4 50.0%	2nd half: 20-24 83.3%	Game: 22-28 78.6%												Deatball Rebounds 8		

Villanova 65 • 29-5

#	Player	Total			3-Ptr			Rebounds			PF	TP	A	TO	Blk	Stl	Min
		FG	FGA	FT	FTA	FG	FGA	FT	FTA	Off							
22	PINKSTON, JayVaughn	f	4-10	0-1	3-6	1	3	4	3	11	2	1	0	0	25		
23	OCHFEE, Daniel	f	1-3	0-0	2-2	1	7	8	2	4	0	1	1	1	26		
04	HILLIARD, Darrun	g	3-7	3-6	4-5	0	4	4	5	13	2	6	0	2	35		
15	ARCIDIACONO, Ryan	g	4-10	3-7	7-9	1	2	3	18	6	4	0	2	37			
32	BELL, James	g	4-11	4-10	2-2	0	5	5	14	0	1	0	0	33			
02	JENKINS, Kris	g	1-2	1-2	0-0	0	1	1	3	0	0	0	0	10			
03	HART, Josh	g	0-3	0-2	0-0	1	2	2	0	0	1	0	1	24			
05	CHEMNAULT, Tony	g	0-2	0-1	0-0	1	0	1	0	0	1	0	0	4			
31	ENNIS, Dylan	g	1-3	0-2	0-0	0	0	0	3	2	0	1	1	6			
	Team					1	0	1									
	Totals		18-51	11-31	18-24	6	24	30	24	65	10	16	2	6	200		
	FG % 1st Half: 7-23 30.4%	2nd half: 11-28 39.3%	Game: 18-51 35.3%														
	3FG % 1st Half: 4-11 36.4%	2nd half: 7-20 35.0%	Game: 11-31 35.5%														
	FT % 1st Half: 6-9 66.7%	2nd half: 12-15 80.0%	Game: 18-24 75.0%												Deatball Rebounds 41		

Officials: Jamie Lucie, Antonio Petty, Kip Kissinger
 Technical fouls: UConn-None, Villanova-None.
 Attendance: 19290
 NCAA Division I Men's Basketball Championship Third Round Game
 UConn: Nolan F1 (18:50 1st half), Samuel JF (29.9 1st half)
 UConn: Giffey career high rebounds (11).

Score by periods	1st	2nd	Total
UConn	25	52	77
Villanova	24	41	65

2014 NCAA Tournament
 Thursday, March 20, 2014, First Niagara Center, Buffalo, N.Y.
 #7 seed Connecticut 89, # 10 seed Saint Joseph's 81 (OT)

Official Basketball Box Score - Game Totals - Final Statistics Saint Joseph's vs UConn 03/20/14 6:56 p.m. at First Niagara Center (Buffalo, N.Y.)

Saint Joseph's 81 • 24-10

#	Player	Total			3-Ptr			Rebounds			PF	TP	A	TO	Blk	Stl	Min
		FG	FGA	FT	FTA	FG	FGA	FT	FTA	Off							
13	ROBERTS, Ronald	f	6-9	0-0	3-4	5	5	10	1	15	0	2	1	0	42		
43	REMBRY, DeAndre	f	5-11	0-3	6-8	2	2	4	3	16	2	4	0	0	45		
46	KANACEVIC, Halil	f	4-10	1-4	3-4	1	6	7	5	12	5	2	1	0	41		
10	GALLOWAY, Langston	g	8-13	4-7	5-6	1	2	3	3	25	3	2	0	1	45		
24	WILSON, Chris	g	4-9	2-5	3-5	0	5	5	13	1	2	0	0	1	43		
00	MASCHMEYER, Evan	g	0-0	0-0	0-0	0	0	0	0	0	0	0	0	0	0+		
11	QUARLES, Daryus	g	0-0	0-0	0-0	0	1	1	1	0	0	1	0	1	3		
32	NDAO, Papa	g	0-2	0-2	0-0	0	0	0	4	0	1	0	0	0	6		
41	KELLY, Colin	g	0-0	0-0	0-0	0	0	0	0	0	0	0	0	0	0+		
	Team					0	3	3			1						
	Totals		27-54	7-21	20-27	9	24	33	22	81	12	14	2	3	225		
	FG % 1st Half: 14-25 56.0%	2nd half: 10-22 45.3%	OT: 3-7 42.9%	Game: 27-54 50.0%													
	3FG % 1st Half: 4-10 40.0%	2nd half: 1-6 16.7%	OT: 2-5 40.0%	Game: 7-21 33.3%													
	FT % 1st Half: 8-10 80.0%	2nd half: 9-11 81.8%	OT: 3-6 50.0%	Game: 20-27 74.1%											Deatball Rebounds 21		

UConn 89 • 27-8

#	Player	Total			3-Ptr			Rebounds			PF	TP	A	TO	Blk	Stl	Min
		FG	FGA	FT	FTA	FG	FGA	FT	FTA	Off							
02	DANIELS, DeAndre	f	6-11	3-6	3-3	0	4	4	4	18	0	0	1	1	34		
05	GIFFEY, Niels	f	4-9	2-4	0-0	2	2	4	4	10	1	0	0	1	31		
00	NOLAN, Phillip	g	3-5	0-0	1-2	0	3	3	4	7	0	1	0	0	10		
11	BOATRRIGHT, Ryan	g	5-10	4-6	3-4	0	1	1	1	17	3	1	0	0	42		
13	NAPIER, Shabazz	g	7-22	2-8	8-8	1	7	8	1	24	6	4	0	3	42		
03	SAMUEL, Terrence	g	0-2	0-0	0-0	1	1	2	1	0	0	0	0	0	5		
30	DLANDER, Tyler	g	0-0	0-0	0-0	0	0	0	0	0	0	0	0	0	3		
20	KROMAH, Lasan	g	2-3	0-0	0-0	1	0	1	1	4	2	0	0	1	27		
21	CALHOUN, Ormar	g	0-0	0-0	0-0	0	0	0	0	1	0	0	0	0	1		
35	BRIMAH, Amida	g	3-4	0-0	3-3	4	2	6	4	9	1	1	1	0	30		
	Team					3	2	5			1						
	Totals		30-66	11-24	18-20	12	22	34	21	89	13	9	2	6	225		
	FG % 1st Half: 14-31 45.2%	2nd half: 14-31 45.2%	OT: 2-4 50.0%	Game: 30-66 45.5%													
	3FG % 1st Half: 6-11 54.5%	2nd half: 5-12 41.7%	OT: 0-1 0.0%	Game: 11-24 45.8%													
	FT % 1st Half: 1-2 50.0%	2nd half: 2-2 100.0%	OT: 15-16 93.8%	Game: 18-20 90.0%											Deatball Rebounds 11		

Officials: Antonio Petty, Jeffrey Anderson, Gary Maxwell
 Technical fouls: Saint Joseph's-None, UConn-None.
 Attendance:

Score by periods	1st	2nd	OT	Total
Saint Joseph's	40	30	11	81
UConn	35	35	19	89

Points	In Pkt	Off T/O	2nd Chance	Fast Break	Bench
SJU	82	9	12	2	0
UConn	88	21	15	6	13

Low: FO - SJU OT-00:30, UCONN OT-01:20.
 Largest lead - SJU by 10 1st-08:16, UCONN by 8 OT-00:55.

Score tied - 4 times.
 Lead changed - 13 times.

In a span of three days, senior guard Shabazz Napier and Connecticut knocked out both Philadelphia schools in the NCAA tournament.

Now, the seventh-seeded Huskies are off to the East Regional semifinals in New York City. Second-seeded Villanova became the highest seed to fall so far after Napier scored 25 points in leading UConn to a 77-65 victory Saturday night.

UConn was better thanks to Napier, who scored 24 points two days earlier in an 89-81 overtime win against Philadelphia's other tournament entry, Saint Joseph's.

Napier had 21 points in the second half and helped put the game away by hitting three consecutive 3-pointers to give the Huskies a 54-45 lead with 6:08 remaining.

UConn guard Lasan Kromah scored 12 points for the Huskies, while junior forward DeAndre Daniels, junior guard Ryan Boatright and freshman guard Terrence Samuel (Brooklyn, N.Y.) each had 11.

Connecticut advanced to face the winner of Sunday's game between third-seeded Iowa State and No. 6 seed North Carolina.

The Huskies are marching on to Madison Square Garden in their first season as members of the American Athletic Conference after the Big East was realigned following a series of defections.

The teams traded leads four times in the opening 5:25 of the second half, with Daniels putting UConn ahead for good, 37-36, with a layup.

Poor shooting continued to haunt the Wildcats, who were coming off a 75-53 win over Milwaukee on Thursday.

After hitting five of their first eight attempts through the first 6:11, the Wildcats closed the half going 2 of 15. Their offense went stone cold after Hilliard hit a 3 to put them up 19-9 with 11:30 left.

Villanova went 11:24 without a field goal, missing 10 straight shots before Arcidiacono hit a 3-pointer with 5.9 seconds left in the first half that cut the Huskies' lead to 25-24.

With Jim Calhoun watching from the stands, University of Connecticut senior guard Shabazz Napier capped Connecticut coach Kevin Ollie's first NCAA tournament appearance with a win.

Shaking off a 23-foot miss at the second-half buzzer, Napier scored nine of his 24 points in overtime to lead seventh-seeded UConn (27-8) to an 89-81 win over 10th-seeded Saint Joseph's (24-10) in the second round of the NCAA tournament on Thursday night. The Huskies improve to 27-8 overall with the win.

UConn junior forward DeAndre Daniels scored 18 while freshman center Amida Brimah forced overtime by completing a three-point play in the final minute.

The game turned in the final minute of regulation and after Hawks guard Chris Wilson hit two free throws to put Saint Joe's up 70-67 with 49.2 seconds left.

Napier missed on a drive at the other end, but Brimah got the rebound to the left of the basket, and was fouled while putting it back. He tied the game by hitting the free throw.

Taking over with 39 seconds left, the Hawks never got a shot off on what became their final possession of regulation. Galloway twice lost the ball on the dribble, but got it back both times, before launching a desperation shot that hit off the side of the backboard as the shot clock expired.

With the game tied at 70 entering overtime, Daniels opened the scoring by completed a three-point play with 3:47 left during a 5-minute period the Huskies never trailed. Napier then scored seven straight points -- five of them coming from the line -- to put the Huskies up 82-74 with 55 seconds remaining.

UConn advances to the Round of 32 and plays No. 2 seed Villanova on Saturday at 9:40 p.m. The game will rematch one of the top rivalries from the former Big East Conference. That game will be televised on TBS and heard on the UConn IMG Sports Radio Network.

UCONN'S NCAA TOURNAMENT HISTORY

ALL-TIME NCAA TOURNAMENT BOX SCORES & RECAPS

2012 NCAA Tournament
 Thursday, March 15, 2012, KFC Yum! Center, Louisville, Ky.
 #8 seed Iowa State 77, # 9 seed Connecticut 64

Connecticut 64 • 20-14

#	Player	Total		3-Ptr		Rebounds			PF	TP	A	TO	Blk	Stl	Min
		FG-FGA	FG-FGA	FT-FTA	Off	Def	Tot								
22	SMITH, Roscoe	f	2-5	1-3	0-0	2	3	5	2	5	0	0	0	1	33
34	ORIAKHI, Alex	f	1-4	0-0	0-0	1	2	3	0	2	1	0	1	1	23
12	DRUMMOND, Andre	c	1-4	0-0	0-0	0	3	3	5	2	0	0	4	1	26
03	LAMB, Jeremy	g	6-15	2-6	5-7	1	3	4	1	19	0	2	0	2	39
13	NAPIER, Shabazz	g	6-13	3-5	7-11	1	1	2	4	22	6	1	0	1	39
02	DANIELS, Deandre		0-0	0-0	0-0	0	0	0	0	0	0	0	0	0	2
06	GFFEY, Niels		1-1	0-0	2-2	1	0	1	3	4	0	0	0	0	7
10	OLANDER, Tyler		0-0	0-0	1-2	0	0	0	1	1	0	0	0	0	5
11	BOATRRIGHT, Ryan		4-14	1-5	0-0	1	2	3	1	9	1	1	0	1	26
	Team					1	2	3							
Totals			21-56	7-19	15-22	8	16	24	17	64	8	4	5	7	200

FG % 1st Half: 11-29 37.9% 2nd half: 10-27 37.0% Game: 21-56 37.5% Deadball
 3FG % 1st Half: 3-9 33.3% 2nd half: 4-10 40.0% Game: 7-19 36.8% Rebounds
 FT % 1st Half: 7-10 70.0% 2nd half: 8-12 66.7% Game: 15-22 68.2% 4

Iowa State 77 • 23-10

#	Player	Total		3-Ptr		Rebounds			PF	TP	A	TO	Blk	Stl	Min
		FG-FGA	FG-FGA	FT-FTA	Off	Def	Tot								
03	Ejim, Melvin	f	3-6	0-0	5-5	3	2	5	4	11	0	1	0	0	29
30	White, Royce	f	6-9	0-0	3-4	1	12	13	2	15	2	1	1	0	38
02	Babb, Chris	g	1-3	0-2	0-0	1	6	7	3	2	3	1	0	1	31
04	Allen, Chris	g	6-12	3-8	5-5	2	1	3	4	20	2	4	0	0	35
11	Christopherson, Scott	g	4-11	3-3	4-4	0	2	2	1	15	2	2	0	0	31
01	Palo, Bubu		2-3	0-0	2-2	1	2	3	0	6	0	0	0	0	16
22	Booker, Anthony		3-7	0-1	0-0	3	2	5	1	6	0	2	2	1	11
25	McGee, Tyrus		1-3	0-2	0-0	0	2	2	0	2	1	0	1	0	9
	Team					1	0	1							
Totals			26-54	6-16	19-20	12	29	41	15	77	10	11	4	2	200

FG % 1st Half: 17-33 51.5% 2nd half: 9-21 42.9% Game: 26-54 48.1% Deadball
 3FG % 1st Half: 6-12 50.0% 2nd half: 0-4 0.0% Game: 6-16 37.5% Rebounds
 FT % 1st Half: 2-2 100.0 2nd half: 17-18 94.4% Game: 19-20 95.0% 1.3

Officials: Mike Reed, Michael Greenstein, Robert Staffin
 Technical fouls: Connecticut: None. Iowa State: None.
 Attendance: 22131

Score by periods	1st	2nd	Total
Connecticut	32	32	64
Iowa State	42	35	77

	In	Off	2nd	Fast	Bench
Points	Paint	T/O	Chance	Break	
UCONN	20	11	11	0	14
ISU	34	4	30	4	14

Lost PG - UCONN 2nd-00:27, ISU 2nd-04:16.
 Largest lead - UCONN by 1 1st-16:07, ISU by 22 3rd-07:54.

Score tied - 1 time.
 Lead changed - 2 times.

UConn guards Shabazz Napier and Jeremy Lamb combined for 41 points in a losing effort for the Huskies, who fell to Iowa State, 77-64, in the Second Round of the 2012 NCAA Championship before a crowd of 22,131 at the KFC Yum! Center. Connecticut ends the season with a record of 20-14 while Iowa State (23-10) moves on to face Kentucky in the Third Round on Saturday.

Chris Allen led four Cyclones in double-figures with 20 points and Iowa State scored its last 14 at the free-throw line to beat the Huskies. For the eighth-seeded Cyclones, meanwhile, it's their biggest victory in a season of them, having knocked off Kansas and Baylor during Big 12 play.

After leading by as much as 22 in the first half, Iowa State withstood a UConn rally in the second half. Freshman Ryan Boatright went on a one-man tear, making three straight baskets to pull Connecticut within 58-52 with 8:24 to play. But the Huskies couldn't get any closer, missing their next four shots and going scoreless for more than five-and-a-half minutes.

Allen has played more NCAA tournament games than any player in the 68-team field after making back-to-back Final Fours with Michigan State in 2009 and 2010, and his experience showed. He chased down his miss on a three-pointer from the corner and went up and under the basket, scoring to put Iowa State back in front 63-52 with 4:15 to play.

UConn could never make another run, and all the Cyclones had to do was convert their free throws.

UCONN'S NCAA TOURNAMENT HISTORY

ALL-TIME NCAA TOURNAMENT BOX SCORES & RECAPS

2011 NCAA Tournament
Monday, April 4, 2011, Reliant Stadium, Houston, Texas
#3 seed Connecticut 53, # 8 seed Butler 41

Official Basketball Box Score — Game Totals — Final Statistics BUTLER vs UConn

4-4-11 8:23PM at RELIANT STADIUM, HOUSTON, TX

BUTLER 41 • 28-10

#	Player	Total		3-Ptr		Rebounds			PF	TP	A	TO	BLK	STL	Min			
		FG-FGA	FG-FGA	FT-FTA	OFF	DEF	TOT											
64	HOWARD, Matt	f	1-13	1-6	4-4	2	4	6	2	7	0	0	0	1	37			
44	SMITH, Andrew	c	2-9	0-0	1-2	6	3	9	3	5	1	1	1	1	29			
01	MACK, Shelvin	q	4-15	4-11	1-2	4	5	9	1	13	1	3	1	0	36			
02	VANZANT, Shawn	g	2-10	1-5	0-0	2	6	8	1	5	2	2	0	3	36			
30	STIGALL, Chase	g	3-11	3-9	0-0	1	1	2	1	9	1	0	0	1	16			
03	HAHN, Zach	g	0-2	0-1	0-0	0	0	0	2	0	0	0	0	0	7			
06	NORED, Ronald	g	0-2	0-1	2-4	3	1	4	4	2	0	0	0	2	26			
20	HOPKINS, Chrishawn	g	0-0	0-0	0-0	0	0	0	1	0	0	0	0	0	4			
28	MARSHALL, Khye	g	0-2	0-0	0-2	1	1	2	2	0	0	0	0	0	8			
32	BUTCHER, Garrett	g	0-0	0-0	0-0	0	0	0	0	0	0	0	0	0	1			
Team						1	0	1										
Totals			12-64	9-33	8-14	20	21	41	17	41	5	6	2	8	200			
FG % 1st Half: 6-27 22.2%		2nd half: 6-37 16.2%		Game: 12-64 18.8%		3FG % 1st Half: 5-14 35.7%		2nd half: 4-19 21.1%		Game: 9-33 27.3%		FT % 1st Half: 5-8 62.5%		2nd half: 3-6 50.0%		Game: 8-14 57.1%		Deadball Rebounds: 2

UConn 53 • 32-9

#	Player	Total		3-Ptr		Rebounds			PF	TP	A	TO	BLK	STL	Min			
		FG-FGA	FG-FGA	FT-FTA	OFF	DEF	TOT											
10	OLANDER, Tyler	f	1-3	0-0	0-0	2	1	3	1	2	1	0	0	0	7			
22	SMITH, Roscoe	f	0-2	0-1	0-0	1	3	4	4	0	0	2	4	0	22			
34	ORIAKHI, Alex	c	5-6	0-0	1-1	2	9	11	2	11	0	0	4	0	25			
03	LAMB, Jeremy	g	4-8	1-2	3-4	1	6	7	2	12	2	1	1	1	31			
48	WALKER, Kemba	q	5-19	0-4	6-7	1	8	9	2	16	0	2	0	1	37			
02	BEVERLY, Donnell	g	1-2	0-0	0-0	0	0	0	2	1	1	0	0	0	8			
04	COOMBS-MCDANIEL, J	g	0-3	0-1	0-0	1	1	2	0	0	0	0	0	0	6			
05	GIFFEY, Niels	g	1-3	0-1	2-2	3	3	6	1	4	0	2	0	0	24			
13	NAPIER, Shabazz	g	1-6	0-2	2-2	0	4	4	1	4	2	3	0	2	27			
28	OKWANDU, Charles	g	1-3	0-0	0-0	4	1	5	2	2	0	0	1	0	13			
Team						2	0	2										
Totals			19-55	1-11	14-16	17	36	53	15	53	6	11	10	4	200			
FG % 1st Half: 9-31 29.0%		2nd half: 10-24 41.7%		Game: 19-55 34.5%		3FG % 1st Half: 0-5 0.0%		2nd half: 1-6 16.7%		Game: 1-11 9.1%		FT % 1st Half: 1-1 100.0%		2nd half: 13-15 86.7%		Game: 14-16 87.5%		Deadball Rebounds: 0

Officials: John Cahill, Verne Harris, Daug Shoves
Technical fouls: BUTLER-None, UConn-None.
Attendance: 70376
2011 NCAA Championship National Title Game

Score by periods	1st	2nd	Total
BUTLER	22	19	41
UConn	19	34	53

Last FG - BU 2nd-01:41, UCONN 2nd-05:05.
Largest lead - BU by 6 2nd-19:40, UCONN by 14 2nd-05:49.

Score tied - 4 times.
Lead changed - 8 times.

The only thing that could stop Kemba Walker and Connecticut's amazing run was the final buzzer.

On a night when the massive arena felt like a dusty old gym, UConn made Butler look like the underdog it really was, winning the national championship Monday night with an old-fashioned, grinding 53-41 beatdown of the Bulldogs.

Walker finished with 16 points for the Huskies (32-9), who won their 11th straight game since closing the regular season with a 9-9 Big East record that foreshadowed none of this.

They closed it out with a defensive showing for the ages, holding Butler to a 12-for-64 shooting. That's 18.8 percent, the worst ever in a title game.

At age 68, Jim Calhoun became the oldest coach to win the NCAA championship and joined John Wooden, Adolph Rupp, Mike Krzyzewski and Bob Knight as only the fifth coach to win three NCAA titles.

Calhoun coaxed this win out of his team by accepting the reality that the rim looked about as wide as a pancake on a defensive-minded night in Houston. He did it by making his players pound the ball inside and insisting on the kind of defense that UConn played during this remarkable run, but which often got overshadowed by Walker's theatrics.

UConn trailed 22-19 after a first half that came straight out of the '40s.

Connecticut outscored Butler by an unthinkable 26-2 in the paint. The Bulldogs (28-10), in their second straight title game and hoping to put the closing chapter on the ultimate "Hoosiers" story, went a mind-numbing 13 minutes, 26 seconds in the second half making only one field goal.

During that time, a 25-19 lead turned into a 41-28 deficit. This for a team that never trailed Duke by more than six during last year's epic final.

That time, Gordon Hayward's desperation halfcourt heave bounced off the backboard and rim, barely missing. This time, UConn was celebrating before the buzzer sounded, Calhoun pumping his fists and hugging an assistant while the Huskies ran to the sideline and soaked in the confetti.

2011 NCAA Tournament

Saturday, April 2, 2011, Reliant Stadium, Houston, Texas
#3 seed Connecticut 56, # 4 seed Kentucky 55

Official Basketball Box Score — Game Totals — Final Statistics Kentucky vs UConn

4-2-11 8:08PM at RELIANT STADIUM, HOUSTON, TX

Kentucky 55 • 29-9

#	Player	Total		3-Ptr		Rebounds			PF	TP	A	TO	BLK	STL	Min			
		FG-FGA	FG-FGA	FT-FTA	OFF	DEF	TOT											
03	JONES, Terrence	f	5-8	1-2	0-5	4	11	15	1	11	1	2	1	4	38			
55	HARRRELLSON, Josh	f	3-6	0-0	0-1	3	1	4	3	6	2	0	0	2	28			
01	MILLER, Darin	q	1-7	1-4	1-2	1	2	3	4	2	2	0	0	2	26			
12	KNIGHT, Brandon	g	6-23	3-11	2-2	2	6	8	1	17	5	3	0	2	40			
34	LIGGINS, Desandre	g	1-7	1-5	1-2	0	0	0	4	4	2	1	2	2	34			
20	LAMB, Doron	g	5-10	3-5	0-0	0	0	0	1	13	0	2	0	0	27			
30	VARGAS, Eloy	g	0-1	0-0	0-0	3	2	5	0	0	0	0	0	0	7			
Team						2	0	2										
Totals			21-62	9-27	4-12	15	22	37	12	55	12	10	3	11	200			
FG % 1st Half: 9-32 28.1%		2nd half: 12-30 40.0%		Game: 21-62 33.9%		3FG % 1st Half: 2-12 16.7%		2nd half: 7-13 46.7%		Game: 9-27 33.3%		FT % 1st Half: 1-5 20.0%		2nd half: 3-7 42.9%		Game: 4-12 33.3%		Deadball Rebounds: 1

UConn 56 • 31-9

#	Player	Total		3-Ptr		Rebounds			PF	TP	A	TO	BLK	STL	Min			
		FG-FGA	FG-FGA	FT-FTA	OFF	DEF	TOT											
10	OLANDER, Tyler	f	1-1	0-0	0-0	0	1	1	0	2	0	1	0	0	5			
22	SMITH, Roscoe	f	3-6	0-0	0-0	1	7	8	2	6	0	2	1	0	29			
34	ORIAKHI, Alex	c	4-6	0-0	0-0	2	8	10	2	8	1	1	1	0	27			
03	LAMB, Jeremy	g	5-8	0-2	2-2	1	8	9	1	12	4	2	0	0	38			
16	WALKER, Kemba	g	6-15	1-5	5-6	1	5	6	1	18	7	4	1	2	40			
02	BEVERLY, Donnell	g	0-0	0-0	0-0	0	0	0	0	0	0	0	0	0	1			
04	COOMBS-MCDANIEL, J	g	1-3	0-1	0-1	0	0	0	1	2	0	0	0	0	9			
05	GIFFEY, Niels	g	0-0	0-0	0-0	1	0	1	0	0	0	1	0	1	6			
13	NAPIER, Shabazz	g	1-7	0-4	2-2	0	2	2	3	4	4	3	0	0	27			
28	OKWANDU, Charles	g	2-3	0-0	0-0	0	1	1	2	4	0	2	1	2	16			
Team						0	0	0										
Totals			23-49	1-12	9-11	6	32	38	13	56	16	15	3	5	200			
FG % 1st Half: 14-27 51.9%		2nd half: 9-22 40.9%		Game: 23-49 46.9%		3FG % 1st Half: 1-6 16.7%		2nd half: 0-6 0.0%		Game: 1-12 8.3%		FT % 1st Half: 2-4 50.0%		2nd half: 7-7 100.0%		Game: 9-11 81.8%		Deadball Rebounds: 0.1

Officials: Les Jones, John M. Higgins, Mark B. Whitehead
Technical fouls: Kentucky-None, UConn-None.
Attendance: 75421
2011 NCAA Championship National Semifinal

Score by periods	1st	2nd	Total
Kentucky	21	34	55
UConn	31	25	56

Last FG - UK 2nd-00:00, UCONN 2nd-02:30.
Largest lead - UK by 3 1st-12:42, UCONN by 10 1st-08:28.

Score tied - 9 times.
Lead changed - 6 times.

When the options boil down to winning or heading home, nobody's better than Kemba and Connecticut.

Kemba Walker scored 18 points Saturday night to lift UConn to its 10th straight victory since finishing off a .500 BIG EAST regular season, a 56-55 win over cold-shooting Kentucky that moved the Huskies a victory away from their third, and most improbable, NCAA title.

Walker, a quick-handed junior from the Bronx, added seven assists and six rebounds to help the young UConn team (31-9) extend a winning streak that started with a five-wins-in-five-nights leg-drafter at the conference tournament and now includes five more at the tournament that really counts.

The third-seeded Huskies - the best seed left in a tournament that has been as unpredictable as any in history - will face No. 8 Butler, a 70-62 winner over 11th-seeded VCU in the first semifinal, on Monday at 9:23 p.m. ET on CBS.

But this win, which improved Calhoun to 5-1 in his four Final Four appearances, was not a work of art on either end.

Fourth-seeded Kentucky (29-9) shot 33.9 percent for the game and went 5-39 without a point late in the second half. UConn wasn't much better, but Walker, Alex Oriakhi and Shabazz Napier all made baskets to turn a 48-48 tie into a 54-48 lead with 2:29 left.

DeAndre Liggins made a 3-pointer for the Wildcats to cut the deficit to three, and Kentucky had its chances. But Brandon Knight, one of John Calipari's three sensational freshmen, barely drew iron on a 3-pointer. After Kentucky got the rebound, Liggins drew a foul but only hit one of two free throws.

Kentucky forced one more turnover and went for the win, but this time, it was Liggins whose 3-pointer was short.

Napier made two free throws to make it 56-52, then Knight ended the game with a 3-pointer at the buzzer - a meaningless make and a cruel close to what has otherwise been a remarkable season for Calipari and Co. - Kentucky's first trip to the Final Four since winning it all in 1998.

The Huskies have won by one, by two, by three, by five and more on this unexpected postseason run. Before that, Calhoun's roster full of freshmen lived down to expectations by going 9-9 in their conference. But the Huskies haven't lost since falling to Notre Dame to close the regular season on Feb. 5.

Next up: A meeting with Butler, the small school from Indianapolis that was last year's runner-up. But after this one, it was UConn sounding like the plucky underdog.

UCONN'S NCAA TOURNAMENT HISTORY

ALL-TIME NCAA TOURNAMENT BOX SCORES & RECAPS

2011 NCAA Tournament
Saturday, March 26, 2011, Honda Center, Anaheim, Calif.
#3 seed Connecticut 65, #5 seed Arizona 63

Official Basketball Box Score - Game Totals - Final Statistics Arizona vs UConn

3-26-11 4:05 pm at Anaheim, CA

Arizona 63 • 30-8

#	Player	Total			3-Ptr			Rebounds			PF	TP	A	TO	BLK	STL	Min
		FG	FGA	FT	FTA	FG	FGA	FT	FTA	Off							
23	Williams, Derrick	f	5-13	1-6	9-12	1	4	5	3	20	1	3	0	0	0	26	
33	Perry, Jesse	f	7-9	0-1	0-0	2	5	7	0	14	1	0	0	0	1	26	
44	Hill, Solomon	f	1-6	0-1	0-0	6	4	10	3	2	4	2	0	0	0	28	
12	Jones, Lamont	g	4-9	0-1	0-0	1	0	1	0	8	2	2	0	0	0	27	
21	Fogg, Kyle	g	4-8	2-3	1-2	1	2	3	2	11	2	0	0	0	0	33	
01	Nasyazhko, Kyryl	g	0-0	0-0	0-0	0	1	1	0	0	0	0	0	0	0	12	
03	Parron, Kevin	g	1-4	0-1	0-0	4	2	6	0	2	0	0	1	1	1	15	
20	Mayes, Jordan	g	1-4	0-3	0-0	0	1	1	0	2	3	0	0	0	0	12	
24	Lavender, Brandon	g	0-1	0-1	0-0	0	0	0	2	0	1	0	0	1	7		
42	Horne, Jamelle	g	1-7	1-4	1-2	1	4	5	2	4	0	2	0	0	0	14	
	Team					3	0	3									
	Totals		24-61	4-21	11-16	19	23	42	12	63	14	9	1	3	200		

FG % 1st Half: 11-37 29.7% 2nd half: 13-24 54.2% Game: 24-61 39.3%
3FG % 1st Half: 1-11 9.1% 2nd half: 3-10 30.0% Game: 4-21 19.0%
FT % 1st Half: 2-4 50.0% 2nd half: 9-12 75.0% Game: 11-16 68.8%

Deedball
Rebounds
8

UConn 65 • 30-9

#	Player	Total			3-Ptr			Rebounds			PF	TP	A	TO	BLK	STL	Min
		FG	FGA	FT	FTA	FG	FGA	FT	FTA	Off							
10	OLANDER, Tyler	f	0-1	0-0	0-0	0	0	0	1	0	0	0	1	0	5		
22	SMITH, Roscoe	f	1-5	0-2	2-2	1	4	5	3	4	0	1	0	0	29		
34	ORIAKHI, Alex	c	3-4	0-0	1-2	4	2	6	4	7	0	1	1	0	20		
03	LAMB, Jeremy	g	7-19	2-4	3-4	1	3	4	0	19	1	0	1	2	40		
15	WALKER, Kerma	g	7-17	1-7	5-6	0	4	4	0	20	7	2	0	1	40		
02	BEVERLY, Niels	g	1-1	0-0	0-0	1	0	1	0	2	0	0	0	0	4		
04	COOMBS-MCDANIEL, J	g	0-1	0-1	0-0	1	1	2	0	0	0	0	0	0	7		
05	GIFFEY, Niels	g	0-0	0-0	0-0	0	0	0	0	0	0	0	0	0	1		
13	NAPIER, Shabazz	g	3-6	2-3	2-2	1	3	4	3	10	2	0	1	2	30		
35	OKWANDU, Charles	g	1-2	0-0	1-2	1	1	2	4	3	0	1	2	0	24		
	Team					1	2	3									
	Totals		23-56	5-17	14-18	11	20	31	15	65	10	5	6	5	200		

FG % 1st Half: 10-26 38.5% 2nd half: 13-30 43.3% Game: 23-56 41.1%
3FG % 1st Half: 3-10 30.0% 2nd half: 2-7 28.6% Game: 5-17 29.4%
FT % 1st Half: 9-12 75.0% 2nd half: 5-6 83.3% Game: 14-18 77.8%

Deedball
Rebounds
8

Officials: Doug Shows (R), Doug Simmes, Antonio Petty
Technical fouls: Arizona-None, UConn-None.
Attendance: 1786
2011 Men's Basketball West Region Final

Score by periods	1st	2nd	Total
Arizona	25	38	63
UConn	32	33	65

Jim Calhoun could scarcely watch when the most improbable postseason run of his coaching life at Connecticut came down to an open 3-point attempt by Arizona's Jamelle Horne.

The shot clanged off the back rim. The clock hit zeros. Nine victories in just 19 days. Calhoun has seen just about everything, but nothing like this - and now his Huskies will keep running all the way to Houston.

Kemba Walker scored 20 points, freshman Jeremy Lamb added 19 and UConn earned its second Final Four berth in three years, beating Arizona 65-63 Saturday to win the West regional.

After missing the NCAA tournament entirely last year, Calhoun's tireless team is headed to the Huskies' fourth Final Four, punctuated by an ebullient on-court celebration in a building packed with Arizona fans.

UConn simply hasn't lost since a .500 Big East regular season, winning five games in five days at the conference tournament before this NCAA run. Walker claims he isn't surprised by this sprint through the postseason, while Lamb has nothing to compare it to, leaving Calhoun alone in his grateful disbelief.

UConn also made the Final Four in 1999, 2004 and 2009 - all three times out of the West. The Huskies will next face East regional champion and fourth-seeded Kentucky on Saturday on CBS at approximately 8:49 p.m. ET.

Derrick Williams and Horne missed go-ahead 3-pointers in the final seconds for Arizona, allowing the third-seeded Huskies (30-9) to hang on after Lamb scored six key points down the stretch when Walker encouraged the Huskies to run plays for the fearless freshman.

The Huskies led 50-41 until the Wildcats made a 12-2 run that included two rim-ripping dunks by Williams and the go-ahead slam by Perry with 7:17 left. With Honda Center rocking in Arizona red, Lamb smoothly put the Huskies ahead before following Alex Oriakhi's putback layup with a steal and a dunk with 3:08 left for a one-point lead.

UConn just keeps rolling in what has shaped up as a magnificent season after last year's disappointing NIT trip. The Huskies roared through the league tournament with an unprecedented display of endurance at Madison Square Garden.

2011 NCAA Tournament
Thursday, March 24, 2011, Honda Center, Anaheim, Calif.
#3 seed Connecticut 74, #2 seed San Diego State 67

Official Basketball Box Score - Game Totals - Final Statistics UConn vs San Diego State

3-24-11 4:15 pm at Anaheim, CA

UConn 74 • 29-9

#	Player	Total			3-Ptr			Rebounds			PF	TP	A	TO	BLK	STL	Min
		FG	FGA	FT	FTA	FG	FGA	FT	FTA	Off							
10	OLANDER, Tyler	f	1-2	0-0	0-0	0	1	1	0	2	0	0	0	0	5		
22	SMITH, Roscoe	f	2-4	1-2	0-0	1	7	8	3	5	1	1	2	1	32		
34	ORIAKHI, Alex	c	2-7	0-0	1-2	4	5	9	3	5	2	2	1	0	35		
03	LAMB, Jeremy	g	9-11	3-3	3-4	0	2	2	3	24	1	1	0	1	30		
15	WALKER, Kerma	g	12-25	4-8	8-10	0	3	3	1	36	3	4	0	2	40		
02	BEVERLY, Niels	g	0-0	0-0	0-0	0	0	0	2	0	0	0	0	0	3		
04	COOMBS-MCDANIEL, J	g	0-3	0-1	0-0	0	4	4	1	0	0	0	0	0	24		
05	GIFFEY, Niels	g	0-0	0-0	0-0	0	0	0	1	0	0	0	0	0	1		
13	NAPIER, Shabazz	g	1-5	0-2	0-0	0	3	3	2	2	6	1	0	1	21		
35	OKWANDU, Charles	g	0-0	0-0	0-0	0	0	0	0	0	0	0	0	0	9		
	Team					4	1	5									
	Totals		27-57	8-16	12-16	9	26	35	16	74	13	9	3	5	200		

FG % 1st Half: 13-29 44.8% 2nd half: 14-28 50.0% Game: 27-57 47.4%
3FG % 1st Half: 5-10 50.0% 2nd half: 3-6 50.0% Game: 8-16 50.0%
FT % 1st Half: 5-8 62.5% 2nd half: 7-8 87.5% Game: 12-16 75.0%

Deedball
Rebounds
8

San Diego State 67 • 34-3

#	Player	Total			3-Ptr			Rebounds			PF	TP	A	TO	BLK	STL	Min
		FG	FGA	FT	FTA	FG	FGA	FT	FTA	Off							
04	THOMAS, Malcolm	f	6-11	0-0	1-1	2	6	8	2	13	3	0	0	0	33		
15	LEONARD, Kawhi	f	5-12	1-4	1-2	1	8	9	4	12	4	2	0	0	29		
32	WHITE, Billy	f	6-8	0-0	2-4	3	1	4	2	14	2	1	0	1	39		
22	TAPLEY, Chase	g	2-10	1-7	0-0	1	2	3	3	5	2	2	1	0	32		
28	GAY, D.J.	g	5-15	4-9	2-3	1	3	4	1	15	0	3	0	2	35		
05	CARWELL, Brian	g	1-3	0-0	0-0	1	0	1	0	2	0	0	0	0	7		
00	SHELTON, Tirm	g	0-0	0-0	0-0	0	0	0	0	0	0	0	0	0	1		
11	RAHON, James	g	1-4	1-2	0-0	1	0	1	0	3	2	0	0	0	18		
21	FRANKLIN, Jamaal	g	1-1	0-0	0-0	2	2	2	2	2	1	1	0	1	6		
	Team					3	2	5									
	Totals		27-64	7-22	6-13	15	22	37	14	67	14	9	1	4	200		

FG % 1st Half: 12-31 38.7% 2nd half: 15-33 45.5% Game: 27-64 42.2%
3FG % 1st Half: 2-6 33.3% 2nd half: 3-16 31.3% Game: 7-22 31.8%
FT % 1st Half: 1-2 50.0% 2nd half: 3-11 45.5% Game: 6-13 46.2%

Deedball
Rebounds
8

Officials: Tom O'Neill (R), Steve Olson, Patrick Adams
Technical fouls: UConn-None, San Diego State-LEONARD, Kawhi; FRANKLIN, Jamaal.
Attendance: 1786
2011 NCAA Men's Basketball West Regional Semifinal

Score by periods	1st	2nd	Total
UConn	36	38	74
San Diego State	27	40	67

When Kemba Walker led Connecticut back into a very hostile gym for the second half of its eighth game in 17 days, Jim Calhoun wondered whether this frenetic March run finally had drained the fight out of his team.

With resilience and brilliance to spare, these Huskies just kept thrilling their veteran coach - and their lead dog is turning into the biggest star of the NCAA tournament.

Walker scored 22 of his 36 points in the second half of yet another dynamic postseason performance, driving UConn through a tight second half Thursday night for a 74-67 victory over second-seeded San Diego State in the West regional semifinal.

Freshman Jeremy Lamb tied a season high with 24 points as the third-seeded Huskies (29-9) advanced to face fifth-seeded Arizona, 93-77 victors over top-seeded Duke, on Saturday at 7:05 p.m. ET on CBS.

After making a regional final for the 10th time by ending the best season in San Diego State history, UConn will go after its fourth trip to the Final Four - much to the pleasant surprise of a coach who thought he had seen everything.

Walker scored 12 consecutive points down the stretch in his duel with Aztecs point guard D.J. Gay. He hit four 3-pointers, led the Huskies in assists and even drew a momentum-killing technical foul out of Jamaal Franklin by falling to the court when the two bumped shoulders on the way to their benches with 9:19 to play.

Walker wasn't hurt, and he certainly wasn't tired. UConn has been streaking ever since its regular season ended with four losses in five games. Walker, their fearless playmaker from the Bronx, drove them to the BIG EAST tournament title with five wins in five days.

The Huskies then knocked off Bucknell and Cincinnati in the first two NCAA rounds to earn a trip into the backyard of the Aztecs (34-3), who hadn't lost to anybody but BYU all year long.

UCONN'S NCAA TOURNAMENT HISTORY

ALL-TIME NCAA TOURNAMENT BOX SCORES & RECAPS

2011 NCAA Tournament
Saturday, March 19, 2011, Verizon Center, Washington, D.C.
#3 seed Connecticut 69, # 6 seed Cincinnati 58

Cincinnati vs UConn
3-19-11 9:53 p.m. at Verizon Center, Washington D.C.
Cincinnati 58 • 26-9

#	Player	Pos	Total			3-Ptr			Rebounds			PF	TP	A	TO	Blk	Stl	Min
			FG	FGA	FT	FTA	FG	FGA	FT	FTA	Off							
22	BISHOP, Rashad	f	8-13	4-7	2-2	0	1	1	1	22	0	2	1	1	31			
24	GATES, Yancy	f	4-11	0-0	3-5	2	4	6	1	11	0	0	0	0	36			
2	THOMAS, Ibrahima	c	3-4	0-0	0-0	0	3	3	5	6	0	2	0	0	14			
01	WRIGHT, Cashmere	g	3-10	0-1	2-3	0	2	2	3	8	6	2	0	2	30			
03	DIXON, Dion	g	1-2	0-1	3-3	0	0	0	0	5	2	1	0	0	27			
02	TYREE, Eddie	g	0-1	0-0	0-0	0	0	0	0	0	0	0	0	0	0+			
05	JACKSON, Justin	g	0-0	0-0	0-0	0	0	0	3	0	0	1	0	0	10			
11	DAVIS, Larry	g	0-3	0-1	0-0	0	1	1	0	0	0	0	0	0	8			
5	WILKS, Darnell	f	1-3	0-1	0-0	1	1	2	3	2	0	1	1	0	21			
23	KILPATRICK, Sean	g	1-4	0-2	0-1	2	3	5	3	2	4	0	0	2	19			
30	McCLAIN, Anthony	g	0-2	0-0	0-0	2	0	2	0	0	0	0	0	0	0+			
44	PARKER, JaQuon	g	1-2	0-1	0-0	0	0	0	0	2	0	0	0	0	4			
	Team					2	1	3			1							
	Totals		22-55	4-14	10-14	9	16	25	19	58	12	8	2	5	200			
	FG % 1st Half: 11-27	40.7%	2nd half: 11-28	39.3%	Game: 22-55	40.0%												
	3FG % 1st Half: 2-5	40.0%	2nd half: 2-9	22.2%	Game: 4-14	28.6%												
	FT % 1st Half: 4-4	100.0%	2nd half: 6-10	60.0%	Game: 10-14	71.4%												

UConn 69 • 28-9

#	Player	Pos	Total			3-Ptr			Rebounds			PF	TP	A	TO	Blk	Stl	Min
			FG	FGA	FT	FTA	FG	FGA	FT	FTA	Off							
10	OLANDER, Tyler	f	0-0	0-0	0-0	0	1	1	2	0	0	0	0	0	10			
22	SMITH, Roscoe	f	1-2	0-1	0-0	0	1	1	2	2	0	1	1	0	15			
34	ORIAKHI, Alex	c	0-6	0-0	4-6	3	8	11	4	4	0	0	0	0	31			
03	LAMB, Jeremy	g	5-7	2-3	2-2	0	5	5	1	14	1	1	1	1	38			
15	WALKER, Kemba	g	8-20	3-9	14-14	1	5	6	0	33	5	2	0	1	39			
02	BEVERLY, Donnell	g	0-0	0-0	0-0	0	0	0	0	0	0	0	0	0	3			
04	COOMBS-MCDANIEL, J	g	3-5	1-1	3-4	1	2	3	1	10	0	3	0	1	19			
05	GIFFEY, Niels	g	0-0	0-0	0-0	0	1	1	0	0	0	0	0	0	3			
13	NAPIER, Shabazz	g	1-3	0-2	1-2	3	2	5	1	3	4	0	1	0	29			
35	OKWANDU, Charles	g	1-1	0-0	1-2	1	0	1	2	3	0	1	0	0	13			
	Team					0	1	1			1							
	Totals		19-44	6-16	25-30	9	26	35	13	69	10	9	3	3	200			
	FG % 1st Half: 10-22	45.5%	2nd half: 9-22	40.9%	Game: 19-44	43.2%												
	3FG % 1st Half: 3-7	42.9%	2nd half: 3-9	33.3%	Game: 6-16	37.5%												
	FT % 1st Half: 13-16	81.3%	2nd half: 12-14	85.7%	Game: 25-30	83.3%												

Officials: Mike Eades, Mike Reed, Chris Rastatter
Technical fouls: Cincinnati-None, UConn-None.
Attendance: 18604
Cincinnati #5 foul at 4:25 in 1st half was intentional

Score by periods	1st	2nd	Total
Cincinnati	28	30	58
UConn	36	33	69

The most improbable of Big East champions is flying the league's banner in the NCAA tournament, even as the contingent from the conference keeps shrinking.

The Big East finally landed a team in the round of 16 on Saturday night, but only by beating up on itself. Kemba Walker scored 33 points, including 16 over the final 10 minutes, as Connecticut knocked off conference foe Cincinnati 69-58.

Third-seeded UConn (28-9) advanced to play second-seeded San Diego State in the West regional in Anaheim, Calif., on Thursday, while sixth-seeded Cincinnati (26-9) became the seventh of the Big East's record 11 NCAA tournament teams to be eliminated. Another one will exit Sunday when Marquette plays Syracuse in the East regional.

UConn will join the Marquette-Syracuse winner and possibly Notre Dame (which plays Florida State on Sunday) as the conference's only teams to advance to the regional semifinals.

It only makes sense that the Huskies are one of the teams still alive, given their unprecedented five victories in five days to win the Big East tournament. Calhoun said his team still has the momentum from that busy week, and it made a difference late in the game against Cincinnati.

Walker, despite hurting his wrist in the first half and his thigh in the second half, was the difference down the stretch. The score was tied at 45 with 10 minutes to play before UConn ended the game with a 24-13 run. Among the highlights: Walker's steal and assist to set up Roscoe Smith's dunk that pushed the lead to eight with 1:35 to play.

Walker finished 8 for 20 from the field and 14 of 14 at the free throw line in his 10th 30-point game of the season.

Rashad Bishop scored 22 points to lead the Bearcats (26-9). The loss brought to a close a Cincinnati season in which the school completed a long road to return to the NAAs six years after the messy departure of longtime coach Bob Huggins.

It was the first time in NCAA history two teams from the same conference have met this early in the tournament - a necessity because so many Big East teams made the field - and the familiar foes put on a competitive show, led by Walker and Bishop.

2011 NCAA Tournament
Thursday, March 17, 2011, Verizon Center, Washington, D.C.
#3 seed Connecticut 81, # 14 seed Bucknell 52

Official Basketball Box Score - Game Totals - Final Statistics
Bucknell vs UConn
3-17-11 7:20 p.m. at Verizon Center, Washington, D.C.

Bucknell 52 • 25-9

#	Player	Pos	Total			3-Ptr			Rebounds			PF	TP	A	TO	Blk	Stl	Min
			FG	FGA	FT	FTA	FG	FGA	FT	FTA	Off							
41	William, Joe	f	0-4	0-0	0-0	0	1	2	1	0	0	0	0	1	13			
21	Muscala, Mike	c	5-12	0-1	4-4	0	4	4	3	14	0	2	0	1	32			
12	Johnson, Bryson	g	3-9	3-8	2-2	0	1	1	0	11	2	0	0	1	34			
13	Shazier, Darryl	g	1-4	1-4	3-3	0	4	4	1	6	0	1	0	0	32			
22	Cohen, Bryan	g	1-6	1-2	3-4	0	3	3	2	6	2	0	0	0	22			
01	Leo, Prohese	g	0-0	0-0	0-0	0	0	0	0	0	0	0	0	0	1			
05	Klobon, Colin	g	1-1	0-0	0-0	0	1	1	0	2	0	0	0	0	2			
15	Tyree, Stephen	g	0-0	0-0	1-2	0	2	2	2	1	0	1	0	0	4			
21	Boon, G.W.	g	2-6	1-4	0-0	0	1	1	1	5	0	1	0	0	23			
24	Hill, Ryan	g	0-0	0-0	0-0	0	1	1	0	0	0	1	0	0	3			
32	Andoh, Enoch	g	1-2	0-0	0-0	0	1	1	0	2	0	0	0	0	10			
33	Brackney, Ben	g	0-0	0-0	0-0	0	0	0	0	0	0	0	0	0	1			
42	Ayers, Cameron	g	2-7	1-2	0-0	0	1	1	0	3	2	0	0	0	22			
	Team					0	2	2										
	Totals		16-51	7-21	13-15	1	22	23	10	52	6	5	1	3	200			
	FG % 1st Half: 8-25	32.0%	2nd half: 8-26	30.8%	Game: 16-51	31.4%												
	3FG % 1st Half: 4-8	50.0%	2nd half: 3-13	23.1%	Game: 7-21	33.3%												
	FT % 1st Half: 2-2	100.0%	2nd half: 11-13	84.6%	Game: 13-15	86.7%												

UConn 81 • 27-9

#	Player	Pos	Total			3-Ptr			Rebounds			PF	TP	A	TO	Blk	Stl	Min
			FG	FGA	FT	FTA	FG	FGA	FT	FTA	Off							
34	OLANDER, Tyler	f	2-4	0-0	0-0	0	2	2	2	4	0	0	0	0	18			
22	SMITH, Roscoe	f	7-13	2-5	1-1	1	6	7	0	17	1	0	2	0	27			
34	ORIAKHI, Alex	c	4-9	0-0	1-2	5	7	12	3	9	1	0	2	0	19			
03	LAMB, Jeremy	g	6-9	4-5	0-0	1	1	2	0	16	1	0	0	0	32			
15	WALKER, Kemba	g	5-11	2-5	6-6	1	7	8	2	18	12	2	0	2	35			
01	WOLF, Enoch	g	0-0	0-0	0-0	0	0	0	0	0	0	0	0	0	2			
02	BEVERLY, Donnell	g	0-1	0-1	0-0	0	0	0	0	0	0	0	0	1	2			
04	COOMBS-MCDANIEL, J	g	0-4	0-4	0-0	0	3	3	1	0	1	0	0	1	12			
05	GIFFEY, Niels	g	1-1	0-0	0-0	3	2	5	0	2	1	1	0	0	11			
13	NAPIER, Shabazz	g	3-8	1-4	0-0	0	1	1	3	7	2	2	0	1	21			
21	BAILEY, Kyle	g	0-0	0-0	0-0	0	0	0	0	0	0	0	0	0	1			
23	STEWART, Benjamin	g	1-2	0-0	0-0	1	0	1	0	2	0	0	0	0	1			
36	OKWANDU, Charles	g	3-4	0-0	0-0	0	2	2	2	6	1	1	2	0	18			
	Team					1	5	6										
	Totals		32-66	9-24	8-9	13	36	49	13	81	20	6	6	5	200			
	FG % 1st Half: 15-29	51.7%	2nd half: 17-37	45.9%	Game: 32-66	48.5%												
	3FG % 1st Half: 5-14	35.7%	2nd half: 4-10	40.0%	Game: 9-24	37.5%												

UCONN'S NCAA TOURNAMENT HISTORY
ALL-TIME NCAA TOURNAMENT BOX SCORES & RECAPS

2009 NCAA Final Four
 Saturday, April 4, 2009, Ford Field, Detroit, Mich.
 #2 seed Michigan St. 82, #1 seed Connecticut 73

VISITORS: Michigan State 31-6

#	Player Name	TOT-FG		3-PT		REBOUNDS			PF	TP	A	TO	BLK	S	MIN
		FG-FGA	FG-FGA	FT-FTA	OF	DE	TOT								
02	MORGAN, Raymar.....	f	7-13	0-0	4-6	3	6	9	3	18	1	0	0	5	30
10	ROE, De'von.....	f	2-4	0-0	0-0	4	4	8	2	4	0	2	0	2	21
14	SUTON, Goran.....	c	2-5	0-1	0-0	2	5	7	4	4	2	3	1	2	28
01	LUCAS, Kalin.....	g	7-15	3-6	4-6	0	2	2	1	21	5	3	0	0	33
05	WALTON, Travis.....	g	1-6	0-0	0-0	0	0	0	3	2	8	0	0	2	23
00	IBOK, Idong.....	g	0-0	0-0	0-0	1	1	2	3	0	0	1	0	0	6
03	ALLEN, Chris.....	g	1-6	0-2	0-0	1	1	2	1	2	0	1	0	0	9
15	SUMMERS, Durrell.....	g	4-9	1-5	1-1	3	3	6	2	10	1	1	0	1	23
23	GREEN, Draymond.....	g	3-4	0-0	2-4	1	1	2	5	8	1	1	0	1	12
34	LUCIOUS, Korie.....	g	3-8	2-5	3-3	0	0	0	0	11	0	0	0	0	9
41	GRAY, Marquise.....	g	1-2	0-0	0-0	1	1	2	1	2	0	1	0	0	6
TEAM.....						2	2	2							
Totals.....			31-72	6-19	14-20	18	24	42	25	82	18	11	3	11	200
TOTAL FG% 1st Half: 15-38			39.5%	2nd Half: 16-34		47.1%	Game: 43.1%		DEADB						
3-Pt. FG% 1st Half: 4-14			28.6%	2nd Half: 2-5		40.0%	Game: 31.6%		REBS						
F Throw % 1st Half: 4-5			80.0%	2nd Half: 10-15		66.7%	Game: 70.0%		3						

HOME TEAM: Connecticut 31-5

#	Player Name	TOT-FG		3-PT		REBOUNDS			PF	TP	A	TO	BLK	S	MIN
		FG-FGA	FG-FGA	FT-FTA	OF	DE	TOT								
04	ADRIEN, Jeff.....	f	5-10	0-0	3-7	3	4	7	2	13	1	2	2	0	32
21	ROBINSON, Stanley...	f	5-6	1-1	4-4	3	10	13	3	15	0	5	2	0	31
34	THABEET, Hasheem....	c	6-13	0-0	5-7	3	3	6	3	17	1	2	1	2	36
12	PRICE, A.J.....	g	5-20	1-3	4-4	1	5	6	3	15	1	2	0	0	32
24	AUSTRIE, Craig.....	g	2-4	0-2	2-2	2	1	3	2	6	2	1	0	0	37
02	BEVERLY, Donnell....	g	0-0	0-0	0-0	0	0	0	0	0	0	0	0	0	2
15	WALKER, Kemba.....	g	1-5	0-0	3-9	1	1	2	4	5	2	4	0	1	20
33	EDWARDS, Gavin.....	g	1-1	0-0	0-0	2	2	4	1	2	1	1	1	1	10
TEAM.....						1	1	1							
Totals.....			25-59	2-6	21-33	16	26	42	18	73	8	16	7	5	200
TOTAL FG% 1st Half: 13-25			52.0%	2nd Half: 12-34		35.3%	Game: 42.4%		DEADB						
3-Pt. FG% 1st Half: 2-3			66.7%	2nd Half: 0-3		0.0%	Game: 33.3%		REBS						
F Throw % 1st Half: 8-13			61.5%	2nd Half: 13-20		65.0%	Game: 63.6%		6						

Officials: John Cahill, Leslie Jones, Michael Stuart
 Technical fouls: Michigan State-None. Connecticut-None.
 Attendance: 72456
 Score by Periods: 1st 2nd Total
 Michigan State..... 38 44 - 82
 Connecticut..... 36 37 - 73
 Points in the paint-MSU 34, UCONN 42. Points off turnovers-MSU 21, UCONN 19.
 2nd chance points-MSU 13, UCONN 14. Fast break points-MSU 22, UCONN 10.
 Bench points-MSU 33, UCONN 7. Score tied-9 times. Lead changed-6 times.
 Last FG-MSU 2nd-01:00, UCONN 2nd-00:29.
 Largest Lead-MSU by 11 2nd-03:18, UCONN by 5 1st-10:55.

2009 NCAA Championship West Region Championship
 Saturday, March 28, 2009, University of Phoenix Stadium, Glendale, Ariz.
 #1 seed Connecticut 82, #3 seed Missouri 75

VISITORS: Missouri 31-7

#	Player Name	TOT-FG		3-PT		REBOUNDS			PF	TP	A	TO	BLK	S	MIN
		FG-FGA	FG-FGA	FT-FTA	OF	DE	TOT								
01	CARROLL, DeMarre....	f	6-14	0-3	0-0	1	3	4	4	12	0	0	0	0	24
05	LYONS, Leo.....	g	3-11	0-1	3-4	0	2	2	4	13	4	3	0	2	25
04	TILLER, J.T.....	g	3-4	0-0	2-4	1	4	5	5	8	5	0	0	2	26
11	TAYLOR, Zaire.....	g	3-13	1-4	1-2	1	1	2	2	8	4	0	0	2	36
33	LAWRENCE, Matt.....	g	5-12	3-7	0-0	1	2	3	1	13	2	1	0	1	27
03	PAUL, Miguel.....	g	1-2	0-0	0-0	0	0	0	0	2	1	0	0	0	5
12	DENMON, Marcus.....	g	1-3	0-1	0-0	1	1	2	2	2	2	0	0	0	14
13	ANDERSON, Michael...	g	0-0	0-0	0-0	0	0	0	1	0	0	0	0	0	1
15	RAMSEY, Keith.....	g	4-5	0-0	0-1	1	2	3	3	8	3	1	1	2	17
21	BOWERS, Laurence....	g	0-0	0-0	0-0	0	0	0	0	0	0	0	0	0	2
23	SAFFORD, Justin.....	g	4-8	1-2	0-1	2	1	3	1	9	0	0	0	0	15
24	ENGLISH, Kim.....	g	0-4	0-0	0-0	1	1	2	1	0	0	1	0	0	8
TEAM.....						3	3	6							
Totals.....			32-76	5-18	6-12	12	20	32	24	75	21	6	1	10	200
TOTAL FG% 1st Half: 16-36			44.4%	2nd Half: 16-40		40.0%	Game: 42.1%		DEADB						
3-Pt. FG% 1st Half: 3-8			37.5%	2nd Half: 2-10		20.0%	Game: 27.8%		REBS						
F Throw % 1st Half: 3-5			60.0%	2nd Half: 3-7		42.9%	Game: 50.0%		2						

HOME TEAM: CONNECTICUT 31-4

#	Player Name	TOT-FG		3-PT		REBOUNDS			PF	TP	A	TO	BLK	S	MIN
		FG-FGA	FG-FGA	FT-FTA	OF	DE	TOT								
04	ADRIEN, Jeff.....	f	5-8	0-0	2-2	1	9	10	2	12	4	4	3	2	39
21	ROBINSON, Stanley...	f	4-7	0-1	5-6	2	4	6	2	13	0	1	4	0	34
34	THABEET, Hasheem....	c	2-4	0-0	1-3	6	7	13	3	5	2	2	0	0	26
12	PRICE, A.J.....	g	6-17	1-6	5-7	0	3	3	1	18	3	4	0	0	34
24	AUSTRIE, Craig.....	g	1-4	1-4	4-4	0	1	1	2	7	1	3	0	1	27
02	BEVERLY, Donnell....	g	1-1	0-0	0-0	0	0	0	1	2	0	0	0	0	2
15	WALKER, Kemba.....	g	7-9	0-1	9-10	0	5	5	1	23	5	2	0	0	25
33	EDWARDS, Gavin.....	g	1-3	0-0	0-0	0	7	7	1	2	0	1	1	0	13
TEAM.....						2	2	2							
Totals.....			27-53	2-12	26-32	11	36	47	13	82	15	17	8	3	200
TOTAL FG% 1st Half: 19-27			70.4%	2nd Half: 8-26		30.8%	Game: 50.9%		DEADB						
3-Pt. FG% 1st Half: 1-4			25.0%	2nd Half: 1-8		12.5%	Game: 16.7%		REBS						
F Throw % 1st Half: 5-6			83.3%	2nd Half: 21-26		80.8%	Game: 81.3%		1						

Officials: John Cahill, Les Jones, Mike Littlewood
 Technical fouls: Missouri-None. CONNECTICUT-None.
 Attendance: 18886
 Score by Periods: 1st 2nd Total
 Missouri..... 38 37 - 75
 CONNECTICUT..... 44 38 - 82
 Points in the paint-MIZZ 36, UCONN 32. Points off turnovers-MIZZ 13, UCONN 7.
 2nd chance points-MIZZ 9, UCONN 9. Fast break points-MIZZ 2, UCONN 2.
 Bench points-MIZZ 21, UCONN 27. Score tied-3 times. Lead changed-2 times.
 Last FG-MIZZ 2nd-00:09, UCONN 2nd-01:35.
 Largest Lead-MIZZ by 1 2nd-13:36, UCONN by 11 1st-16:57.

Raymar Morgan broke out of his late-season slump with 18 points, Kalin Lucas added 21 and the smaller Spartans ran roughshod over Hasheem Thabeet and Connecticut in an 82-73 upset in the Final Four on Saturday night. The Spartans will play the winner of Villanova-North Carolina for the NCAA title Monday night, a much-needed boost for a city and state hit harder than most by the economic crisis.

Flashbulbs were popping as the final seconds ticked down. After shaking hands with the UConn players, the Spartans went to center court and saluted the crowd of 72,456, the largest-ever for a Final Four, about two-thirds of which were wearing green. Lucas bearhugged coach Tom Izzo.

The loss snapped Calhoun and Connecticut's perfect run in the Final Four. They'd made it twice before--1999 and 2004--and went on to win the title each time.

The UConn players walked slowly off the court, looking shell-shocked that their season had ended.

This was expected to be a battle of big men. UConn's Thabeet had been a one-man swat team, averaging a double-double and winning defensive player of the year in the burly Big East for a second straight year. Michigan State's Goran Suton led the equally gruff Big Ten in rebounding and had averaged a double-double in the NCAA tournament.

But the matchup never developed, with neither a factor. Izzo had said all week the Spartans planned to make the game a sprint to keep Thabeet out of his comfort zone. The 7-foot-3 junior certainly couldn't keep up. He looked gassed from the opening tipoff, leaning over, tugging on his shorts and gasping for air not even six minutes into the game.

He finished with 17 points and six rebounds. Suton, who had the main job of corraling Thabeet, didn't score his first field goal until early in the second half and finished with four points and seven boards.

Stanley Robinson and A.J. Price had 15 each for Connecticut, and Robinson added 13 rebounds.

For all that's been made of Connecticut's defense, Michigan State is just as stingy, and it made for a physical first half.

UConn did manage to get within 3 with a minute to go, but the outcome was never really in doubt and Summers converted a 3-point play to put the game out of reach.

Connecticut is making another trip from the desert to the Final Four. The wait goes on for Missouri. Freshman Kemba Walker scored 23 points as the top-seeded Huskies held off Missouri 82-75 on Saturday to earn a trip to Detroit and extend the Big East's dominance of the NCAA tournament.

The Huskies blew an early 11-point lead but survived against the frenetic third-seeded Tigers, who were denied their first Final Four berth.

UConn clinched the victory by going 10-for-10 from the line in the final 1:02. The Huskies are still in the hunt for their third national title - the first two went through regionals in Phoenix in 1999 and 2004.

When it ended, UConn coach Jim Calhoun made an exaggerated fist pump and the Huskies mobbed each other at center court.

"It's an amazing feeling," said A.J. Price, who added 18 points for the Huskies (31-4). "It was a total team effort."

Leo Lyons and Matt Lawrence each had 13 points for Missouri (31-7), which overcame an early 13-2 deficit but couldn't match the muscular Huskies on the boards. UConn outrebounded Mizzou 47-32.

Down 67-59 with 4:15 to play, the Tigers edged within 68-65 on Justin Stafford's tip-in with 2:42 to go.

Walker answered with an off-balance bank shot, and then Price hit a jumper from the lane to push the Huskies' lead to 72-67. The Tigers never recovered.

The first meeting between the schools featured a clash of styles. The Tigers, who had scored 102 points on Memphis on Thursday night, wanted to run. The Huskies tried to force a halfcourt game and take advantage of their superior size and strength.

Early on, it was all UConn. The Huskies easily broke Missouri's pressure defense and built a 13-2 lead before Mizzou coach Mike Anderson called timeout three minutes into the game.

The Tigers regrouped, and on the next possession they drew the first foul on 7-foot-3 center Hasheem Thabeet, who went to the bench. Thabeet returned six minutes later but soon returned to the bench with his second foul.

It was clear the Tigers weren't going to go away. A bucket off a nifty spin move by Price at the buzzer gave UConn a 44-38 halftime lead.

But Missouri kept coming. Keith Ramsey's layup off a dish from J.T. Tiller gave Missouri its first lead, 50-49, with 13:30 to play. That capped a 9-0 Tigers run.

Sensing the upset, the University of Phoenix Stadium crowd of 18,886 began to roar.

But the Huskies, toughened by a winter in the rugged Big East, began to reassert themselves inside. They went on a 6-0 run to take a 67-59 lead with 4:15 to play and never trailed again.

UConn's NCAA Tournament History

ALL-TIME NCAA TOURNAMENT BOX SCORES & RECAPS

2009 NCAA Championship West Region Semifinal
 Thursday, March 26, 2009, University of Phoenix Stadium, Glendale, Ariz.
 #1 seed Connecticut 72, #5 seed Purdue 60

VISITORS: Purdue 27-10

#	Player Name	TOT-FG	FG-FGA	3-PT	FG-FGA	FT-FTA	REBOUNDS			PF	TP	A	TO	BLK	S	MIN
							OF	DE	TOT							
04	Hummel, Robbie.....	f	7-17	3-10	0-0	1	4	5	5	17	1	0	3	35		
25	Johnson, Jajuan.....	c	5-12	0-0	3-4	3	4	7	4	13	3	2	1	29		
03	Kramer, Chris.....	f	2-4	0-1	1-3	0	1	1	4	5	3	0	0	27		
23	Jackson, Lewis.....	c	3-5	0-0	2-4	0	5	5	4	8	2	4	0	25		
33	Moore, E'Twaun.....	g	3-10	1-4	0-0	0	3	3	2	7	0	3	1	32		
05	Grant, Keaton.....	f	1-8	1-4	0-0	1	3	4	5	3	1	0	0	22		
11	Riddell, Bobby.....	f	1-1	1-1	0-0	0	0	0	0	3	0	0	0	1		
20	Green, Marcus.....	f	1-4	0-1	0-0	1	1	2	1	2	1	0	0	13		
24	Smith, Ryne.....	f	0-0	0-0	0-0	0	0	0	0	0	0	0	0	1		
44	Calasan, Nemanja.....	f	1-5	0-2	0-0	2	2	4	1	2	1	0	0	14		
55	Reid, Chris.....	f	0-0	0-0	0-0	0	0	0	0	0	0	0	0	1		
TEAM.....			1	1	2											
Totals.....			24-66	6-23	6-11	9	24	33	26	60	12	9	2	7	200	
TOTAL FG % 1st Half: 10-30			33.3%	2nd Half: 14-36		38.9%	Game: 36.4%		DEADB		REBS					
3-Pt. FG % 1st Half: 4-14			28.6%	2nd Half: 2-9		22.2%	Game: 26.1%		REBS							
F Throw % 1st Half: 1-4			25.0%	2nd Half: 5-7		71.4%	Game: 54.5%		4							

HOME TEAM: CONNECTICUT 30-4

#	Player Name	TOT-FG	FG-FGA	3-PT	FG-FGA	FT-FTA	REBOUNDS			PF	TP	A	TO	BLK	S	MIN
							OF	DE	TOT							
04	ADRIEN, Jeff.....	f	3-13	0-0	2-4	3	3	6	2	8	2	3	1	0	28	
21	ROBINSON, Stanley...	f	5-9	0-0	0-1	2	9	11	0	10	2	1	0	0	37	
34	THABEET, Hasheem....	c	6-7	0-0	3-6	4	11	15	1	15	0	4	4	1	36	
12	PRICE, A.J.....	g	5-15	0-3	5-9	1	3	4	2	15	7	2	0	2	34	
24	AUSTRIE, Craig.....	g	4-6	3-3	6-6	0	2	2	2	17	4	2	0	1	32	
02	BEVERLY, Donnell....	g	0-1	0-1	0-0	0	0	0	0	0	0	0	0	2		
15	WALKER, Kemba.....	f	1-3	0-0	3-4	1	2	3	2	5	4	0	0	2	20	
30	HARALSON, Scottie...	f	0-1	0-1	0-0	0	0	0	0	0	0	0	0	1		
33	EDWARDS, Gavin.....	f	1-1	0-0	0-0	0	1	1	3	2	0	1	0	9		
40	VERONICK, Jim.....	f	0-0	0-0	0-0	0	1	1	0	0	0	1	0	1		
TEAM.....			3	3	6											
Totals.....			25-56	3-8	19-30	14	34	48	12	72	19	13	6	6	200	
TOTAL FG % 1st Half: 13-33			39.4%	2nd Half: 12-23		52.0%	Game: 44.6%		DEADB		REBS					
3-Pt. FG % 1st Half: 2-6			33.3%	2nd Half: 1-2		50.0%	Game: 37.5%		REBS							
F Throw % 1st Half: 2-8			25.0%	2nd Half: 17-22		77.3%	Game: 63.3%		4							

Officials: Edward Corbett, Mike Kitts, Michael Reed

Attendance: 20101

Score by Periods

Purdue..... 1st 2nd Total

CONNECTICUT..... 30 42 - 72

Points in the paint-PUR 26, UCONN 32. Points off turnovers-PUR 7, UCONN 10.

2nd chance points-PUR 12, UCONN 5. Fast break points-PUR 2, UCONN 12.

Bench points-PUR 10, UCONN 7. Score tied-0 times. Lead changed-0 times.

Last FG-PUR 2nd-00:20, UCONN 2nd-06:36.

Largest lead-PUR None, UCONN by 15 2nd-00:31.

2009 NCAA Championship West Region Second Round

Saturday, March 21, 2009, Wachovia Center, Philadelphia, Pa.

#1 seed Connecticut 92, #9 seed Texas A & M 66

VISITORS: Texas A&M 24-10

#	Player Name	TOT-FG	FG-FGA	3-PT	FG-FGA	FT-FTA	REBOUNDS			PF	TP	A	TO	BLK	S	MIN
							OF	DE	TOT							
00	DAVIS, Bryan.....	f	6-9	0-0	0-2	4	5	9	3	12	2	3	1	0	29	
23	CARTER, Josh.....	f	3-13	1-6	1-2	1	2	3	3	8	1	0	0	0	33	
41	ELONU, Chimezie.....	c	2-4	0-0	0-0	1	0	1	4	4	0	2	0	0	17	
03	ROLAND, Derrick.....	c	2-9	0-0	0-0	1	0	1	4	4	2	0	0	0	29	
15	SLOAN, Donald.....	g	3-8	1-1	5-6	1	2	3	1	12	3	2	0	0	29	
05	HARRIS, Dash.....	g	2-3	1-2	2-2	0	0	0	2	7	3	1	0	0	17	
10	LOUBEAU, David.....	f	5-5	0-0	1-3	1	0	1	0	11	1	0	0	0	20	
11	HOLMES, B.J.....	f	3-8	0-4	2-2	0	2	2	2	6	1	0	0	0	22	
45	WALKUP, Nathan.....	f	1-4	0-2	0-0	0	2	2	2	2	2	0	0	1	14	
TEAM.....			3	3	6											
Totals.....			26-63	3-15	11-17	12	16	28	22	66	17	7	3	3	200	
TOTAL FG % 1st Half: 13-37			35.1%	2nd Half: 13-26		50.0%	Game: 41.3%		DEADB		REBS					
3-Pt. FG % 1st Half: 2-10			20.0%	2nd Half: 1-5		20.0%	Game: 20.0%		REBS							
F Throw % 1st Half: 5-8			62.5%	2nd Half: 6-9		66.7%	Game: 64.7%		3.1							

HOME TEAM: CONNECTICUT 29-4

#	Player Name	TOT-FG	FG-FGA	3-PT	FG-FGA	FT-FTA	REBOUNDS			PF	TP	A	TO	BLK	S	MIN
							OF	DE	TOT							
04	ADRIEN, Jeff.....	f	11-16	0-0	1-4	2	6	8	3	23	1	2	3	1	0	32
21	ROBINSON, Stanley...	f	5-10	0-2	2-2	3	2	5	0	12	1	2	0	1	35	
34	THABEET, Hasheem....	c	1-2	0-0	4-4	0	4	4	4	6	0	2	2	2	20	
12	PRICE, A.J.....	g	8-16	4-7	7-9	0	5	5	3	27	8	2	0	0	33	
24	AUSTRIE, Craig.....	g	1-2	0-0	0-0	1	3	4	1	2	4	0	1	0	27	
02	BEVERLY, Donnell....	g	1-1	0-0	0-0	0	0	0	0	1	2	0	0	0	1	
10	BIRD, Johnnie.....	f	0-1	0-0	0-0	0	1	1	0	0	0	0	0	0	1	
15	WALKER, Kemba.....	f	3-5	1-1	1-2	1	1	2	1	8	4	0	0	0	23	
30	HARALSON, Scottie...	f	0-0	0-0	0-0	0	0	0	0	0	0	0	0	0	1	
32	MANDELDOVE, Jonathan	f	0-0	0-0	0-0	0	0	0	0	0	0	0	0	0	1	
33	EDWARDS, Gavin.....	f	2-3	0-0	6-6	4	2	6	3	10	2	0	1	0	22	
40	VERONICK, Jim.....	f	1-1	0-0	0-0	1	0	1	0	2	0	0	0	0	1	
44	LINDNER, John.....	f	0-0	0-0	0-0	0	0	0	0	0	0	0	0	0	1	
TEAM.....			3	3	6											
Totals.....			33-57	5-10	21-27	12	27	39	16	92	20	9	5	3	200	
TOTAL FG % 1st Half: 17-29			58.6%	2nd Half: 16-28		57.1%	Game: 41.3%		DEADB		REBS					
3-Pt. FG % 1st Half: 4-7			57.1%	2nd Half: 1-3		33.3%	Game: 50.0%		REBS							
F Throw % 1st Half: 13-14			92.9%	2nd Half: 8-13		61.5%	Game: 77.8%		1.1							

Officials: Bob Donato, Joe Lindsay, Patrick Evans

Technical fouls: Texas A&M-TEAM, CONNECTICUT-None.

Attendance: 19894

Score by Periods

Texas A&M..... 1st 2nd Total

CONNECTICUT..... 51 41 - 92

Points in the paint-TAM 40, UCONN 34. Points off turnovers-TAM 7, UCONN 11.

2nd chance points-TAM 10, UCONN 18. Fast break points-TAM 4, UCONN 12.

Bench points-TAM 26, UCONN 22. Score tied-0 times. Lead changed-0 times.

Last FG-TAM 2nd-00:54, UCONN 2nd-00:31.

Largest lead-TAM None, UCONN by 26 2nd-01:32.

Hasheem Thabeet, the Big East co-player of the year, scored 15 points, had 15 rebounds and blocked four shots, and top-seeded Connecticut overcame a sluggish first half to defeat Purdue 72-60 in the NCAA West Regional semifinals on Thursday.

"Hasheem just took the game over," UConn coach Jim Calhoun said. "Purdue, quite frankly, ran into one of the best players in America in Hasheem Thabeet. Beyond that, the game might have been different if we had just, quote, a regular center."

UConn jumped out to an early 11-point lead, then went cold and let the fifth-seeded Boilermakers (27-10) claw back into the game. The Huskies shot only 39.4 percent from the floor, but it led by five points at intermission because Purdue was even worse (33.3 percent).

The Huskies had won their first two NCAA tourney games by an average of 41 points, but it was obvious they were in for a fight against the defense-oriented Boilermakers. The Boilermakers trailed 30-25 at halftime, but they ran off the court to the cheers of their black-and-gold-clad followers.

In the UConn locker room at halftime, Thabeet said his teammates told him to step it up.

"They know I'm capable of doing a lot of stuff," said Thabeet, a junior from Tanzania. "Today, the second half, they told me to go back there and do what you do all season long."

Thabeet did exactly that. He scored Connecticut's first eight points of the second half, then blocked a shot to set up a fastbreak layup by A.J. Price, who scored 10 of his 15 points after halftime.

That play was part of an 8-0 run that gave the Huskies a 42-31 cushion with 13:37 to play. What's more, it told the Boilermakers that they were overmatched in the middle.

But it took Purdue a while to get the message. The Boilermakers answered with a 7-0 burst, and soon they had pulled within 44-40 with 11:24 to play.

"We tried to put them away three, four, five different times, and every time they came back," Price said.

But Thabeet dunked to push the lead back to 57-45 with 6:28 to play, and that was pretty much it for Purdue.

"You've got to shoot the basketball at a very high percentage if you're going to beat them, if you get outrebounded by 15," Purdue coach Matt Painter said. "It is very difficult to keep those guys off the glass. They have a great team, and you've just got to tip your hat to them."

Using its superior size and ability, UConn jumped out to an 8-0 lead in the first three minutes.

Robinson dunked on an alley-oop pass from Price, and then Austrie stripped Purdue point guard Lewis Jackson in the backcourt and swooped in for a layup.

Senior guard A.J. Price (Amityville, N.Y.) scored 27 points and senior forward Jeff Adrien (Brookline, Mass.) added 23 points as top-seeded Connecticut routed No. 9-seed Texas A&M, 92-66, Saturday afternoon in a 2009 NCAA Division I West Region Men's Basketball Second Round game played at the Wachovia Center in front of a crowd of 19,894.

UConn left little to the imagination in the contest, scoring the game's first 10 points in a span of 2:36. Price had assists on all five of those baskets and the Huskies had a stranglehold on the contest. They led by as many as 24 in the first half (at 46-22), and the Aggies got only as close as 14 once, at 53-39 with 17:47 to play, but Price quickly responded with a three-pointer. The Huskies were never seriously challenged again.

Price, who scored at least 20 points for the third straight game (marking the first time he has accomplished that feat at Connecticut), had two impressive individual scoring spurts. He scored eight points in 36 seconds (two three-pointers and a fast break lay-up) in the first half, increasing the UConn lead from 38-22 to 46-22. He also scored eight points in a span of 2:13 in the second half to keep Texas A&M at bay. Price also added a game-best eight assists.

Adrien had a terrific contest for the Huskies as well. He made 11-of-16 shots from the field, including seven of eight before intermission. Adrien finished with a team-high eight rebounds. Adrien continued his fine postseason play as he has averaged 18 points and 11 rebounds in his last four NCAA Tournament games.

Junior forward Stanley Robinson (Birmingham, Ala.) had another solid contest for the Huskies, helping to make up for the fact that All-America center Hasheem Thabeet (Dar Es Salaam, Tanzania) was saddled with foul difficulties. Robinson finished with 12 points and grabbed five rebounds. Thabeet was held to six points and

UCONN'S NCAA TOURNAMENT HISTORY

ALL-TIME NCAA TOURNAMENT BOX SCORES & RECAPS

2009 NCAA Championship West Region First Round
 Thursday, March 19, 2009, Wachovia Center, Philadelphia, Pa.
 #1 seed Connecticut 103, #16 seed Chattanooga 47

VISITORS: Chattanooga 18-17

##	Player Name	TOT-FG			3-PT			REBOUNDS			PF	TP	A	TO	BLK	S	MIN
		FG	FGA	FG-FGA	FG	FGA	FG-FTA	OF	DE	TOT							
33	GOFFNEY, Kevin	f	3-12	3-6	2-2	2-2	2	2	4	4	15	0	0	0	0	30	
34	DOAKS, Nicholas	f	2-10	2-4	1-2	1-2	0	0	4	4	5	0	0	0	0	31	
44	HARTWELL, Khalil	f	2-12	0-0	0-0	0-0	0	0	3	3	2	2	1	0	0	31	
00	MCDOWELL, Stephen	f	1-12	0-7	0-0	0-0	1	1	3	3	2	2	1	0	0	31	
01	SHWARD, Keyron	g	1-3	0-2	0-0	0-0	0	0	1	1	5	2	1	0	0	19	
01	WILLIAMS, Jasper	g	0-3	0-1	0-0	0-0	0	0	2	2	0	0	0	0	0	12	
04	HARVEY, Dante	g	0-5	0-3	0-0	0-0	0	0	3	3	0	0	0	0	0	12	
05	EARLY, Chris	g	3-6	2-3	0-0	0-0	1	1	4	4	1	1	0	0	0	8	
14	FERRELL, Zach	g	0-2	0-1	0-0	0-0	0	0	1	1	0	0	0	0	0	7	
22	SMITH, Jeff	g	0-0	0-0	0-0	0-0	0	0	0	0	0	0	0	0	0	6	
25	TAYLOR, Ricky	g	0-0	0-0	0-0	0-0	0	0	0	0	0	0	0	0	0	20	
25	PATTERSON, Ty	g	1-3	0-0	0-0	0-0	0	0	2	2	0	0	0	0	0	5	
53	SAFFORE, Jeremy	g	1-3	0-0	0-0	0-0	1	2	3	1	2	0	0	0	0	5	
TEAM			17-66	5-25	8-10	9	25	34	28	47	11	19	2	5	200		
TOTAL FG% 1st Half:		7-33	21.2%	2nd Half:	10-33	30.3%	Game:		25.8%	DEADB		REBS					
3-Pt. FG% 1st Half:		1-10	10.0%	2nd Half:	4-15	26.7%	Game:		20.0%	REBS							
F Throw % 1st Half:		5-6	83.3%	2nd Half:	3-4	75.0%	Game:		80.0%	0,1							

HOME TEAM: CONNECTICUT 28-4

##	Player Name	TOT-FG			3-PT			REBOUNDS			PF	TP	A	TO	BLK	S	MIN
		FG	FGA	FG-FGA	FG	FGA	FG-FTA	OF	DE	TOT							
04	ADRIEN, Jeff	f	4-17	0-0	2-3	2-3	6	10	16	1	13	4	1	1	0	33	
21	ROBINSON, Stanley	f	11-17	0-0	0-0	0-0	2	8	10	1	20	0	0	2	0	29	
34	THABEET, Hasheem	f	6-8	0-0	0-0	0-0	0	6	6	2	20	3	0	0	0	20	
12	PRICE, A.J.	f	7-15	5-11	1-2	1-2	0	6	6	2	20	3	0	0	0	27	
24	AUSTRIE, Craig	g	0-4	1-6	0-0	0-0	0	1	1	2	4	7	0	0	0	27	
02	BEVERLY, Donnell	g	3-4	1-2	0-0	0-0	0	0	0	0	0	3	0	0	0	8	
15	BIRD, Johnnie	g	0-0	0-0	0-0	0-0	0	0	0	0	0	0	0	0	0	2	
15	WALKER, Kemba	g	4-7	2-2	0-0	0-0	1	2	3	1	10	6	2	0	0	25	
30	HARVEY, Scottie	g	0-1	0-0	0-0	0-0	0	1	1	0	0	0	0	0	0	6	
35	MANFELDOVE, Jonathan	g	0-2	0-0	0-0	0-0	0	1	1	4	4	0	0	0	0	17	
35	EDWARDS, Gavin	g	2-0	0-0	0-0	0-0	0	1	1	4	0	0	0	0	0	1	
44	VERONICK, Jim	g	0-0	0-0	0-0	0-0	0	0	0	0	0	0	0	0	0	1	
44	LINDNER, John	g	0-0	0-0	0-0	0-0	0	0	0	0	0	0	0	0	0	2	
TEAM			37-71	6-24	23-39	17	41	58	11	103	28	10	6	12	200		
TOTAL FG% 1st Half:		16-35	45.7%	2nd Half:	21-36	58.3%	Game:		52.1%	DEADB		REBS					
3-Pt. FG% 1st Half:		4-13	30.8%	2nd Half:	2-11	18.2%	Game:		25.0%	REBS							
F Throw % 1st Half:		12-23	52.2%	2nd Half:	11-16	68.8%	Game:		59.0%	7,1							

Officials: Bob Donato, D.J. Carstensen, Dwayne Gladden
 Technical fouls: Chattanooga-None. CONNECTICUT-None.

Attendance: 18322

Score by Periods

	1st	2nd	Total
Chattanooga	20	47	67
CONNECTICUT	48	55	103

Points in the paint-UTC 24, UCONN 56. Points off turnovers-UTC 7, UCONN 31.

2nd chance points-UTC 11, UCONN 23. Fast break points-UTC 4, UCONN 21.

Bench points-UTC 14, UCONN 22. Score tied-4 times. Lead changed-1 time.

Last FG-UTC 2nd-03:20, UCONN 2nd-01:26.

Largest lead-UTC by 2 1st-19:45, UCONN by 56 2nd-01:26.

2008 NCAA Championship First Round
 Friday, March 21, 2008, St. Pete Times Forum, Tampa, Fla.

13 seed San Diego 70, # 4 seed Connecticut 69, OT

San Diego 22-13

##	Player Name	TOT-FG			3-PT			REBOUNDS			PF	TP	A	TO	BLK	S	MIN
		FG	FGA	FG-FGA	FG	FGA	FG-FTA	OF	DE	TOT							
21	POMARE, Gyno	f	10-12	0-0	2-2	2-2	2	2	4	5	22	0	2	0	0	35	
22	JONES, Rob	f	7-15	0-0	0-1	3-3	6	3	9	3	14	1	2	0	0	31	
01	JOHNSON, Brandon	g	7-19	4-8	0-0	1-4	5	5	10	18	4	4	0	0	0	45	
11	JOHNSON, Trumaine	g	4-6	0-1	0-0	1-0	1	2	3	8	5	1	0	0	0	40	
23	JACKSON, De'Jon	g	2-9	0-2	0-0	1-3	4	3	7	4	2	2	1	0	0	36	
03	GINTY, Devin	g	0-1	0-1	2-4	0-0	0	0	2	2	1	0	0	0	0	14	
12	LEWIS, Chris	g	0-0	0-0	0-0	0-0	0	0	0	0	0	0	0	0	0	0	
33	HOUSTON, Clinton	g	1-3	0-0	0-0	0-2	2	1	3	2	0	0	0	0	0	25	
42	LOZEAU, Nathan	g	0-0	0-0	0-0	0-1	1	0	1	0	0	0	0	0	0	1	
TEAM			31-65	4-12	4-7	11	19	30	21	70	13	11	4	11	225		
TOTAL FG% 1st Half:		15-24	46.9%	2nd Half:	11-26	42.3%	OT:		5-7	71.4%	Game:		47.7%	DEADB			
3-Pt. FG% 1st Half:		2-7	28.6%	2nd Half:	2-5	40.0%	OT:		0-0	0.0%	Game:		33.3%	REBS			
F Throw % 1st Half:		2-2	100%	2nd Half:	2-4	50.0%	OT:		0-1	0.0%	Game:		57.1%	0			

Connecticut 24-9

##	Player Name	TOT-FG			3-PT			REBOUNDS			PF	TP	A	TO	BLK	S	MIN
		FG	FGA	FG-FGA	FG	FGA	FG-FTA	OF	DE	TOT							
04	ADRIEN, Jeff	f	8-16	1-1	1-2	5	8	13	3	18	2	4	0	0	1	41	
21	ROBINSON, Stanley	f	2-6	1-2	1-1	1	5	6	1	6	3	1	0	0	0	42	
34	THABEET, Hasheem	f	5-10	0-0	4-7	4	2	6	2	14	0	1	4	1	0	37	
12	PRICE, A.J.	g	0-1	0-0	0-0	0	1	1	0	0	1	0	0	0	0	9	
24	AUSTRIE, Craig	g	3-9	0-1	4-4	2	2	4	2	10	2	2	0	1	0	35	
02	BEVERLY, Donnell	g	0-0	0-0	0-0	0	0	0	0	0	0	0	0	0	0	1	
03	WIGGINS, Doug	g	2-5	1-1	0-0	1	3	4	4	5	5	2	0	0	0	23	
11	DYSON, Jerome	g	4-9	0-1	6-6	0	2	2	4	14	1	4	0	1	0	28	
33	EDWARDS, Gavin	g	1-2	0-0	0-0	1	1	2	4	2	0	1	0	0	0	9	
TEAM			25-58	3-6	16-20	16	26	42	16	69	14	15	4	5	225		
TOTAL FG% 1st Half:		10-24	41.7%	2nd Half:	12-30	40.0%	OT:		3-4	75.0%	Game:		43.1%	DEADB			
3-Pt. FG% 1st Half:		2-3	66.7%	2nd Half:	1-3	33.3%	OT:		0-0	0.0%	Game:		50.0%	REBS			
F Throw % 1st Half:		7-9	77.8%	2nd Half:	6-8	75.0%	OT:		3-3	100%	Game:		80.0%	2			

Officials: Mike Stuart, Kevin Mathis, Gene Statoro

Technical fouls: San Diego-None. UCONN-None.

Attendance: 15920

Score by Periods

	1st	2nd	OT	Total
San Diego	34	26	10	70
UCONN	29	31	9	69

Points in the paint-USD 26, UCONN 42. Points off turnovers-USD 19, UCONN 12.

2nd chance points-USD 15, UCONN 15. Fast break points-USD 0, UCONN 2.

Bench points-USD 4, UCONN 21. Score tied-12 times. Lead changed-11 times.

Last FG-USD OT-00:01, UCONN OT-00:45.

Largest lead-USD by 11 2nd-18:08, UCONN by 3 1st-15:43.

Junior forward Stanley Robinson (Birmingham, Ala.) scored 24 points to lead four teammates in double figure scoring as No. 1-seed Connecticut routed No. 16-seed Chattanooga, 103-47, in a NCAA Division I Men's Basketball Championship West Region First Round game at the Wachovia Center Thursday afternoon.

The Huskies played the entire contest without Hall of Fame head coach Jim Calhoun, who was sidelined with an undisclosed illness. UConn was able to record the third-largest margin of victory in a NCAA Tournament game history (54 points) in his absence.

The game was actually tight, at 17-15, when the Huskies asserted themselves. Connecticut scored the game's next 14 points, the middle 10 of which were scored by A.J. Price (Amityville, N.Y.) in a span of 1:41. Price made three consecutive three-pointers and added a free throw in his personal scoring spurt. The Huskies ended the first half on a 31-5 run, holding the Mocs to just one field goal in the last 11:57 of the half.

UConn paced by Robinson (he scored the first six), scored the second half's first 15 points meaning that over a span of just over 16 minutes the Huskies outscored their opponent, 46-5.

Robinson made 11-of-17 field goal attempts, including several dunks, many of the alley-oop variety. It marked the first time in his career that he has scored 20-plus points in consecutive games. He had plenty of company in the scoring column. Price finished with 20 points, marking the fourth time in his career (and second time this season) that he scored 20-plus points in consecutive contests.

Center Hasheem Thabeet (Dar Es Salaam, Tanzania) was his usual dominant self, scoring 20 points, grabbing 13 rebounds and blocking two shots. It was the 26th career double-double for Thabeet and 17th this season. Senior forward Jeff Adrien (Brookline, Mass.) overcame a slow start to finish with 13 points, a game-high 16 rebounds and four assists. Adrien recorded his 46th career double-double and his 13th this year.

Freshman point guard Kemba Walker (Bronx, N.Y.) had 10 points and six assists off of the bench, while senior guard Craig Austrie (Stamford, Conn.) had a game-high seven assists, the most he has registered since dishing out 14 against Quinnipiac in his freshman campaign.

Sophomore guard Donnell Beverly (Hawthorne, Calif.) had seven points and five assists in eight productive minutes off of the bench.

The Huskies enjoyed a whopping 58-34 advantage on the backboards and held the Mocs to just 26 percent shooting (17-of-66). Connecticut shot 52 percent from the field, had 28 assists and committed just nine turnovers.

Combined with the 117 points scored in the BIG EAST Tournament loss to Syracuse, the Huskies broke the 100-point barrier for the second-straight game. The last time Connecticut accomplished that feat was in the 2003-04 season when the Huskies turned the trick against Iona and Ball State.

De'Jon Jackson hit a fadeaway jumper with 1.2 seconds remaining in overtime as 13th-seeded San Diego knocked off the 4th-seeded University of Connecticut, 70-69, in a 2008 Division I Men's Basketball Championship West Region First Round game at the St. Pete Times Forum in front of 15,920.

Connecticut had clawed all the way back from a 10-point second

UCONN'S NCAA TOURNAMENT HISTORY

ALL-TIME NCAA TOURNAMENT BOX SCORES & RECAPS

Game #34-- NCAA Championship Washington, D.C. Regional Championship Game
 Sunday, March 26, 2006, Verizon Center, Washington, D.C.

#11 seed George Mason 86, #1 seed Connecticut 84, OT

VISITORS: George Mason 27-7

#	Player Name	TOT-FG			3-PT			REBOUNDS			PF	TP	A	TO	BLK	S	MIN
		FG	FGA	FG%	FG	FGA	FG%	OF	DE	TOT							
42	Campbell, Folarin...	F	5-10	2-5	3-3	1	1	2	2	15	3	3	1	1	41		
55	Lewis, Jai	F	6-12	0-0	8-14	2	5	7	2	20	3	2	0	0	41		
34	Thomas, Will	C	8-12	0-0	3-4	6	6	12	4	19	2	2	1	1	44		
01	Skinn, Tony	G	4-11	2-5	0-1	2	3	5	4	10	2	2	0	2	39		
22	Butler, Lamar	G	6-11	4-6	3-3	2	2	4	4	19	2	3	0	2	35		
02	Carter, Jordan	G	0-0	0-0	0-0	0	0	0	0	0	0	0	0	0	1		
05	Norwood, Gabe	G	0-2	0-0	0-0	0	3	3	1	0	1	0	0	0	19		
40	Fleming, Chris	G	0-0	0-0	0-0	0	0	0	0	0	0	0	0	0	0		
50	Hernandez, Sammy	G	1-2	1-2	0-0	0	2	2	0	3	0	1	0	0	5		
TEAM																	
Totals			30-60	9-18	17-25	15	22	37	17	86	13	11	2	6	225		

TOTAL FGX 1st Half: 11-29 37.9%	2nd Half: 14-25 56.0%	OT: 5-6 83.3%	Game: 50.0%	DEATH
3-Pt. FGX 1st Half: 3-11 27.3%	2nd Half: 6-7 85.7%	OT: 0-0 0.0%	Game: 50.0%	REBS
F Thru % 1st Half: 9-11 81.8%	2nd Half: 6-8 75.0%	OT: 2-6 33.3%	Game: 68.0%	3

HOME TEAM: Connecticut 30-4

#	Player Name	TOT-FG			3-PT			REBOUNDS			PF	TP	A	TO	BLK	S	MIN
		FG	FGA	FG%	FG	FGA	FG%	OF	DE	TOT							
21	BOONE, Josh	F	2-4	0-0	2-4	2	2	4	3	6	0	1	1	0	20		
22	GAY, Rudy	F	8-16	2-4	2-2	3	3	6	4	20	2	0	1	2	42		
11	ARMSTRONG, Hilton	C	3-8	0-0	2-3	2	3	5	4	8	0	2	4	1	37		
05	WILLIAMS, Marcus	G	5-12	2-5	1-1	0	3	3	2	13	11	4	0	1	41		
33	BROWN, Denham	G	3-8	1-5	4-4	0	5	5	0	11	1	1	0	1	24		
04	ADRIEN, Jeff	G	7-8	0-0	3-4	4	3	7	3	17	0	0	1	0	25		
24	AUSTRIE, Craig	G	0-0	0-0	0-0	0	1	1	0	0	0	0	0	0	11		
31	ANDERSON, Rashad	G	2-8	2-8	0-0	0	0	0	3	6	1	0	0	0	17		
32	NELSON, Ed	G	1-2	0-0	1-1	0	0	0	1	3	0	1	0	1	8		
TEAM																	
Totals			31-66	7-22	15-19	14	20	34	20	84	15	9	7	6	225		

TOTAL FGX 1st Half: 16-28 57.1%	2nd Half: 13-30 43.3%	OT: 2-8 25.0%	Game: 47.0%	DEATH
3-Pt. FGX 1st Half: 5-9 55.6%	2nd Half: 1-8 12.5%	OT: 1-5 20.0%	Game: 31.8%	REBS
F Thru % 1st Half: 6-6 100%	2nd Half: 4-7 57.1%	OT: 5-6 83.3%	Game: 78.9%	3

Officials: Scott Thornley, Tony Greene, Zelton D. Steed
 Technical Fouls: George Mason-None. Connecticut-None.
 Attendance: 19718
 Score by Periods
 George Mason..... 34 40 12 - 86
 Connecticut..... 43 31 10 - 84
 Points in the paint-MASON 34,UCONN 32. Points off turnovers-MASON 8,UCONN 13.
 2nd chance points-MASON 17,UCONN 17. Fast break points-MASON 2,UCONN 2.
 Reach points-MASON 3,UCONN 26. Score tied-7 times. Lead changed-11 times.
 Last FG-MASON OT-01:13, UCONN OT-00:10.
 Largest lead-MASON by 5 OT-00:41, UCONN by 12 1st-00:09.

Game #33-- NCAA Championship Washington, D.C. Regional Semifinal
 Friday, March 24, 2006, Verizon Center, Washington, D.C.

#1 seed Connecticut 98, #5 seed Washington 92, OT

VISITORS: Washington 26-7

#	Player Name	TOT-FG			3-PT			REBOUNDS			PF	TP	A	TO	BLK	S	MIN
		FG	FGA	FG%	FG	FGA	FG%	OF	DE	TOT							
15	Jones, Bobby	F	4-8	1-3	0-0	1	4	5	5	9	1	3	1	2	32		
40	Brookman, Jon	F	4-6	0-0	3-4	3	1	4	4	11	0	2	0	2	26		
42	Jensen, Mike	C	1-6	1-5	0-0	1	4	5	5	3	1	1	0	4	28		
03	Roy, Brandon	G	7-18	1-2	5-7	2	2	4	5	20	3	0	0	3	36		
05	Dentmon, Justin	G	2-9	0-3	4-5	2	2	4	5	8	3	0	2	3	34		
00	Smith, Joel	G	1-4	0-1	2-3	1	2	3	5	4	0	3	0	0	18		
11	Burmeister, Brandon	G	0-1	0-1	0-0	0	0	0	0	0	0	0	0	0	2		
20	Appley, Ryan	G	3-6	2-4	2-2	2	2	2	0	10	3	0	2	2	20		
21	Wallace, Artem	G	0-0	0-0	0-0	0	0	0	0	0	0	0	0	0	0		
24	Williams, Jamaal	G	12-22	1-1	2-2	4	3	7	4	27	1	2	2	4	29		
TEAM																	
Totals			34-80	6-20	18-23	17	21	38	33	92	9	17	3	19	225		

TOTAL FGX 1st Half: 18-38 47.4%	2nd Half: 12-31 38.7%	OT: 4-11 36.4%	Game: 42.5%	DEATH
3-Pt. FGX 1st Half: 3-10 30.0%	2nd Half: 2-8 25.0%	OT: 1-2 50.0%	Game: 30.0%	REBS
F Thru % 1st Half: 6-7 85.7%	2nd Half: 11-14 78.6%	OT: 1-2 50.0%	Game: 78.3%	2

HOME TEAM: Connecticut 30-3

#	Player Name	TOT-FG			3-PT			REBOUNDS			PF	TP	A	TO	BLK	S	MIN
		FG	FGA	FG%	FG	FGA	FG%	OF	DE	TOT							
21	BOONE, Josh	F	3-4	0-0	7-13	2	9	11	3	13	0	1	2	1	41		
22	GAY, Rudy	F	4-10	0-1	4-5	0	3	3	3	12	0	6	1	1	32		
11	ARMSTRONG, Hilton	C	4-4	0-0	5-9	2	7	9	2	13	0	3	2	1	38		
05	WILLIAMS, Marcus	G	6-13	3-5	11-11	0	4	4	4	26	8	7	0	1	36		
33	BROWN, Denham	G	4-6	2-3	2-2	1	1	2	4	12	2	5	0	0	21		
01	JOHNSON, Marcus	G	0-0	0-0	0-0	0	0	0	0	0	0	0	0	0	5		
04	ADRIEN, Jeff	G	0-0	0-0	0-0	0	0	0	0	0	0	0	0	0	0		
24	AUSTRIE, Craig	G	0-2	0-0	2-3	1	4	5	1	2	4	2	0	2	15		
25	GARLISON, Rob	G	0-0	0-0	0-0	0	0	0	0	0	0	0	0	0	0		
31	ANDERSON, Rashad	G	6-12	5-10	2-2	0	2	2	2	19	1	2	0	1	31		
32	NELSON, Ed	G	0-0	0-0	1-2	1	0	1	1	1	0	0	0	0	6		
TEAM																	
Totals			27-51	10-19	34-47	10	32	42	21	98	15	26	5	7	225		

TOTAL FGX 1st Half: 11-22 50.0%	2nd Half: 12-23 52.2%	OT: 4-6 66.7%	Game: 52.9%	DEATH
3-Pt. FGX 1st Half: 6-9 66.7%	2nd Half: 4-9 44.4%	OT: 0-1 0.0%	Game: 52.6%	REBS
F Thru % 1st Half: 12-21 57.1%	2nd Half: 14-18 77.8%	OT: 8-8 100%	Game: 72.3%	6

Officials: John Higgins, Steve Skiles, Patrick Adams
 Technical fouls: Washington-Roy, Brandon. Connecticut-GAY, Rudy; TEAM.
 Attendance: 19638
 Score by Periods
 Washington..... 45 37 10 - 92
 Connecticut..... 40 42 16 - 98

Senior Denham Brown, whose reverse lay-up at the end of regulation forced overtime, missed a three-pointer at the buzzer in the extra session as No. 11-seed George Mason defeated No. 1-seed Connecticut, 86-84, in the Regional Final of the Washington Regional at the Verizon Center. Connecticut almost made a second consecutive miracle comeback win. The Huskies trailed by four, at 74-70 with 17.6 seconds to play, before All-Region performer Marcus Williams made a runner in the lane. After George Mason's Tony Skinn missed the front-end of a one-and-one, Brown drove under the basket and made a twisting shot to force the extra period. George Mason scored the first points of overtime on a basket by Will Thomas and never trailed again. The Huskies had one chance to win the contest after Jai Lewis missed two free throws with 6.1 seconds to go. Brown took a pass, stepped back and barely missed a three-pointer at the buzzer that would have given the Huskies the victory. The Huskies were led by sophomore Rudy Gay, who scored 20 points, and scored nine straight points midway through the second half when UConn was struggling to score. Gay joined Williams on the All-Region team. Freshman Jeff Adrien gave the Huskies a huge lift off of the bench with 17 points and seven rebounds. He made seven of eight field goal attempts, in setting his career-high in scoring. Williams was his usual solid self, scoring 13 points and dishing out 11 assists to register his seventh double-double of the season in just 23 games. Brown finished with 11 points for UConn. The Patriots made up a nine-point halftime deficit in the first 7:27 of the second half, tying the game at 49-all on a three-pointer by Folarin Campbell. The remainder of the half was a see-saw affair as the lead changed hands 10 times before George Mason was able to eke out four different four-point leads, the last of which, at 74-70, which set up the late-game heroics by Brown. Lewis finished with 20 points, and a game-high 12 rebounds. Thomas added 19 points, while the Region's Most Outstanding player, Lamar Butler, added 19 points. The Huskies finished the first half with a 15-5 run to take a 43-34 lead into the break. George Mason led 29-28 with 3:09 to go until halftime, but UConn responded with a barrage in the final three minutes, getting three-pointers by Gay, Williams, Brown and Rashad Anderson along with a conventional three-point play from Ed Nelson to jump out in front by as many as 12, 43-31. Adrien was vital to the first half effort, coming off the bench to score ten points on a perfect five-for-five performance from the field. Eight different Huskies scored in the first half and UConn turned the ball over only six times while shooting 57.1% from the field.

Senior Rashad Anderson hit a long three-pointer with 1.8 seconds left in regulation to force overtime and top-seeded Connecticut made all eight extra-session free throws to give the Huskies a wild 98-92 victory over fifth-seeded Washington and an entry in the Elite Eight in the 2006 NCAA Championship at the Verizon Center. Connecticut trailed by six, 78-72, with 1:55 to play in regulation after Washington's Jamaal Williams drilled a three-pointer. Senior Josh Boone made one of two free throws with 1:16 to go to bring the Huskies within five. After Washington's Mike Jensen missed a three-pointer, Anderson swished a three off of a pretty pass from Marcus Williams with 34 seconds remaining to make the score 78-76 Washington. Justin Dentmon made two free throws for Washington, but Williams raced the length of the floor and was fouled on his successful field goal -- and made the ensuing free throw to complete the old-fashioned three-point play to bring UConn to within one with 11 seconds to go. Brandon Roy made two free throws with 7.9 seconds to go setting up Anderson's heroics. Connecticut never trailed in the extra session taking early leads on baskets by Williams and Anderson. Senior center Hilton Armstrong made several big plays in the overtime period, blocking a Roy lay-up, hitting a big lay-up with 1:13 to play and swishing two free throws with 24.4 seconds to go. Williams had a spectacular offensive game for UConn. He scored a career-high 26 points and was a perfect 11-for-11 from the line. He also had a game-best eight assists. He was joined in double figures by five teammates. Anderson came off of the bench to score 19 points, making half of his 10 three-point attempts. Senior Denham Brown and sophomore Rudy Gay each had a dozen points. Gay tallied 11 of is points in the second half. UConn trailed by as many as 11 points in the early going of the second half, but strung together a 17-6 run over a seven-minute span to tie the score at 57-57 with 11:40 to play in the contest. Anderson was key in the run, hitting back-to-back three's, while Gay scored six points in the run. Washington took advantage of another barrage of UConn turnovers to start the second half, as six miscues in the first five minutes of the half led to an eight-point edge. UW led by 11 after scoring the six points of the half, making the score 51-40, with 18:24 left in regulation. The lead was eight, 53-45, with 13:48 to go when Roy picked up his third foul and then a double technical foul with Gay that was Roy's fourth foul. Roy went to the bench and UConn went on its game changing run. UConn trailed at the half by a score of 45-40. They turned the ball over 14 times in the half and hit only 12-of-21 free throws during the stanza. The half featured six ties and five lead changes. Washington led by as many as ten points, using an 8-0 spurt in just over a minute of play to take a 34-28 lead with 6:07 to go in the half. The lead grew to ten points after a Roy dunk with 3:44 to play that made the score 40-30. Connecticut went on an 8-2 run to cut the lead to four points, 42-38, with 1:49 until the break and the teams traded buckets over the final minutes to send UW into the break with a five-point edge.

UCONN'S NCAA TOURNAMENT HISTORY

ALL-TIME NCAA TOURNAMENT BOX SCORES & RECAPS

Game #32-- NCAA Championship Second Round
 Sunday, March 19, 2006, Wachovia Center, Philadelphia, Pa.

#1 seed Connecticut 87, #8 seed Kentucky 83

VISITORS: UK 22-13		TOT-FG		3-PT		REBOUNDS		PF		TP		A TO		BLK S		MIN	
#	Player Name	FG-FGA	FG-FGA	FT-FTA	OF	DE	TOT	PF	TP	A	TO	BLK	S	MIN	DEADB	REBS	
13	Perry, Bobby.....	F	7-11	2-5	4-4	2	5	7	4	20	1	0	1	0	35		
32	Crawford, Joe.....	F	0-3	0-2	0-0	0	1	1	3	0	1	0	0	0	13		
33	Morris, Randolph....	C	4-8	0-0	6-6	2	3	5	5	14	1	3	0	0	33		
04	Rondo, Rajon.....	G	5-10	1-2	0-0	2	6	8	3	11	6	3	0	0	29		
22	Sparks, Patrick.....	G	10-16	4-9	4-4	0	2	2	1	28	3	3	0	5	32		
01	Stockton, Brandon...		0-1	0-1	0-0	0	0	0	0	0	0	0	0	0	1		
02	Moss, Navi.....		0-3	0-1	0-0	0	0	0	2	0	0	0	0	0	11		
03	Brodley, Rameel.....		0-4	0-2	0-0	0	2	2	0	0	1	3	0	1	12		
21	Alleyne, Shagari.....		0-1	0-0	0-0	0	1	1	1	0	0	0	0	9			
23	Thomas, Sheryan.....		3-4	1-2	3-4	2	0	2	2	10	0	0	0	0	21		
42	Sias, Rekalin.....		0-1	0-0	0-0	0	1	1	0	0	2	0	0	1	4		
TEAM.....						3	2	5									
Totals.....			29-62	8-24	17-18	11	23	34	21	83	15	14	1	7	200		
TOTAL FG% 1st Half: 12-32 37.5%		2nd Half: 17-30 56.7%		Game: 46.8%		DEADB											
3-Pt. FG% 1st Half: 1-10 10.0%		2nd Half: 7-14 50.0%		Game: 33.3%		REBS											
F Throw % 1st Half: 6-6 100%		2nd Half: 11-12 91.7%		Game: 94.4%		1											

HOME TEAM: UCONN 29-3		TOT-FG		3-PT		REBOUNDS		PF		TP		A TO		BLK S		MIN	
#	Player Name	FG-FGA	FG-FGA	FT-FTA	OF	DE	TOT	PF	TP	A	TO	BLK	S	MIN	DEADB	REBS	
21	BOONE, Josh.....	F	0-3	0-0	0-2	1	1	2	2	0	0	0	0	1	24		
22	GAY, Rudy.....	F	7-14	0-2	5-6	0	4	4	3	19	3	2	1	3	35		
11	ARMSTRONG, Hilton....	C	4-5	0-0	2-3	3	2	5	4	10	0	1	0	0	21		
05	WILLIAMS, Marcus....	G	6-10	0-1	8-9	0	3	3	4	20	8	3	0	1	30		
33	BROWN, Denham.....	G	6-12	0-1	2-2	2	5	7	0	14	2	2	0	0	30		
04	ADRIEN, Jeff.....		2-5	0-0	3-6	1	2	3	2	7	1	1	0	1	20		
24	AUSTRIE, Craig.....		1-2	0-0	0-0	0	0	0	0	2	0	1	0	0	13		
31	ANDERSON, Rashad....		5-10	4-9	0-0	0	2	2	0	14	2	1	0	1	15		
32	NELSON, Ed.....		0-1	0-0	1-2	3	0	3	1	1	0	1	0	0	12		
TEAM.....						3	3	6									
Totals.....			31-62	4-13	21-30	13	22	35	16	87	16	12	1	7	200		
TOTAL FG% 1st Half: 17-33 51.5%		2nd Half: 14-29 48.3%		Game: 50.0%		DEADB											
3-Pt. FG% 1st Half: 4-9 44.4%		2nd Half: 0-4 0.0%		Game: 30.8%		REBS											
F Throw % 1st Half: 5-10 50.0%		2nd Half: 16-20 80.0%		Game: 70.0%		4											

Officials: Dick Cartmell, Terry Wymer, Robert Staffen
 Technical fouls: UK-None. UCONN-None.
 Attendance:
 Score by Periods 1st 2nd Total
 UK..... 31 52 - 83
 UCONN..... 43 44 - 87
 Points in the Paint: Wildcats 40, Huskies 38
 Second Chance Points: Wildcats 8, Huskies 15
 Fast Break Points: Wildcats 17, Huskies 10

Sophomore All-America Rudy Gay scored 19 points and sealed the game with two free throws with 3.3 seconds remaining as top-seeded Connecticut defeated eighth-seeded Kentucky, 87-83, to advance to the Sweet 16 round of the Washington Regional of the 2006 NCAA Championship. Gay and junior point guard Marcus Williams were the catalysts as the Huskies held off a late Kentucky rally. UConn led 81-74 with 1:50 to play after freshman Craig Austrie drove through the Wildcat press for a lay-up. Patrick Sparks, who was outstanding all game for Kentucky, finishing with 19 of his 28 points after intermission, drilled a three-pointer to bring Kentucky to within four. After a UConn shot clock violation, Sheryan Thomas made a lay-up to bring the Wildcats within a bucket at 81-79 with 52.5 seconds to play. Williams made both free throws after two Kentucky fouls, sandwiched around a Bobby Perry follow to put UConn ahead 83-79, with 29.4 to play. Perry had another follow hoop, but Gay secured the win with his two charity tosses. Williams led the Huskies with 20 points and eight assists, tallying 16 points in the second half. He made eight of nine free throws, and continued his streak this season of not having a game with less than five assists. Gay finished with 19 points and added four rebounds, three assists and three steals. Three other Huskies scored in double figures as senior Rashad Anderson scored 14 points (all in a frenzied ten-minute stretch of the first half), as did senior Denham Brown. Kentucky started the second half with a flourish, scoring the first seven points of the half to cut the UConn lead to 43-38 with 18:42 to play. The Huskies immediately responded with a 7-2 spurt to get the lead back to ten, 50-40, with 17:08 to go. The lead was back at 13 points, 58-45, with 13:37 to go after an Armstrong jumper, but again the Wildcats would respond. Kentucky scored the next six points, capped by a Sparks lay-up, to make the score 58-51 with 11:16 left in the game. UConn led by 13 points on four different occasions in the first half before settling for a 43-31 lead at the intermission. The Huskies used a 17-4 run to break an 8-8 tie and forge a 25-12 lead with 10:21 left in the half. Anderson was the key to the Husky run, hitting four three-pointers in a span of just over five minutes of play. He finished with 14 points in the half after going scoreless in the first round win over Albany. UConn overcame foul trouble to both big men and held Kentucky to 37.5% from the field, while shooting 51.5% from the field and turning it over only six times in the stanza. The Wildcats twice cut the deficit to six points late in the half, the last time on a Sparks three with 2:55 to go before the break that made the score 35-29 in favor of UConn. The Huskies responded with a 6-0 spurt on two Gay free throws and a pair of buckets by Brown to get the lead back to 12 at 41-29 with just over a minute to play in the half.

Game #31-- NCAA Championship First Round
 Friday, March 17, 2006, Wachovia Center, Philadelphia, Pa.

#1 seed Connecticut 72, #16 seed Albany 59

VISITORS: ALBANY 21-11		TOT-FG		3-PT		REBOUNDS		PF		TP		A TO		BLK S		MIN	
#	Player Name	FG-FGA	FG-FGA	FT-FTA	OF	DE	TOT	PF	TP	A	TO	BLK	S	MIN	DEADB	REBS	
04	Jordan, Lucious.....	F	5-10	2-4	0-0	1	2	3	2	12	2	2	0	4	34		
34	Wilson, Brent.....	F	2-7	0-5	0-0	0	0	0	2	4	1	0	0	1	33		
12	Zoellner, Kirsten....	C	5-8	0-0	2-2	2	1	3	3	12	2	0	1	0	37		
21	Lillis, Brian.....	G	2-3	0-0	0-0	1	3	4	4	4	1	3	0	3	19		
31	Wilson, Jamar.....	G	7-17	1-3	4-4	0	4	4	0	19	6	3	0	2	38		
01	Siggers, Jason.....		2-3	1-1	0-0	0	0	0	2	5	0	2	0	1	16		
11	Levine, Levi.....		0-2	0-1	0-0	0	1	1	1	0	0	0	0	0	13		
14	Iati, Jon.....		1-2	0-1	1-2	0	1	1	0	3	0	1	0	0	7		
23	Knotts, Jerrad.....		0-0	0-0	0-0	0	0	0	0	0	0	0	0	0	1		
54	Covington, Jimmie....		0-0	0-0	0-0	1	0	1	0	0	0	0	0	0	2		
TEAM.....						3	2	5									
Totals.....			24-52	4-15	7-8	8	14	22	14	59	12	12	1	11	200		
TOTAL FG% 1st Half: 12-29 41.4%		2nd Half: 12-23 52.2%		Game: 46.2%		DEADB											
3-Pt. FG% 1st Half: 2-10 20.0%		2nd Half: 2-5 40.0%		Game: 26.7%		REBS											
F Throw % 1st Half: 4-4 100%		2nd Half: 3-4 75.0%		Game: 87.5%		0											

HOME TEAM: UCONN 28-3		TOT-FG		3-PT		REBOUNDS		PF		TP		A TO		BLK S		MIN	
#	Player Name	FG-FGA	FG-FGA	FT-FTA	OF	DE	TOT	PF	TP	A	TO	BLK	S	MIN	DEADB	REBS	
21	BOONE, Josh.....	F	6-9	0-0	1-2	0	2	2	3	13	0	3	0	2	30		
22	GAY, Rudy.....	F	4-5	0-0	0-0	0	4	4	1	8	0	3	1	1	28		
11	ARMSTRONG, Hilton....	C	1-3	0-0	1-3	3	4	7	3	3	1	5	1	0	29		
05	WILLIAMS, Marcus....	G	7-11	5-7	2-2	0	4	4	1	21	8	2	2	1	35		
33	BROWN, Denham.....	G	5-11	3-7	4-4	1	1	2	0	17	4	0	1	2	33		
04	ADRIEN, Jeff.....		2-2	0-0	0-0	0	2	2	0	4	1	3	0	0	14		
24	AUSTRIE, Craig.....		1-1	0-0	2-2	0	1	1	1	4	2	0	0	0	11		
31	ANDERSON, Rashad....		0-3	0-2	0-0	0	1	1	0	0	1	0	0	0	15		
32	NELSON, Ed.....		1-1	0-0	0-0	0	0	0	0	2	0	0	0	0	5		
TEAM.....						3	2	5									
Totals.....			27-46	8-16	10-13	7	21	28	9	72	17	16	5	6	200		
TOTAL FG% 1st Half: 13-20 65.0%		2nd Half: 14-26 53.8%		Game: 58.7%		DEADB											
3-Pt. FG% 1st Half: 2-6 33.3%		2nd Half: 6-10 60.0%		Game: 50.0%		REBS											
F Throw % 1st Half: 3-4 75.0%		2nd Half: 7-9 77.8%		Game: 76.9%		1											

Officials: Richard Cartmell, Antonio Petty, Robert Staffen
 Technical fouls: ALBANY-None. UCONN-None.
 Attendance: 19990
 Score by Periods 1st 2nd Total
 ALBANY..... 30 29 - 59
 UCONN..... 31 41 - 72
 Points in the Paint: Great Danes 38, Huskies 28
 Second Chance Points: Great Danes 12, Huskies 11
 Fast Break Points: Great Danes 8, Huskies 6

Top-seeded Connecticut used a furious 34-9 rally to end the game, in coming back to defeat an extremely game 16th-seeded Albany squad, 72-59, in the First Round of the 2006 NCAA Championship at the Wachovia Center in Philadelphia on March 17. Albany led for much of the game, and after Connecticut's Rudy Gay hit the second half's first basket, the Great Danes scored the game's next 13 points to lead 43-33 with 14:26 remaining. Albany extended their lead to 12, at 50-38 with 11:34 to go, but Connecticut, led by Marcus Williams and Denham Brown, roared back in the game. Junior Josh Boone started the Huskies off with a short jumper, before Williams and Brown combined to score ten of UConn's next 12 points. The Huskies took their first lead since halftime on Williams straight-away three-pointer with 5:49 to go. Hilton Armstrong made a three-point play (his first points of the game) with 4:56 remaining, and Williams followed with another dagger three and the Huskies had finally secured the win. UConn led by a score of 31-30 at the half, shooting 65 percent from the field to compensate for sloppy ball handling that resulted in 11 turnovers. The Great Danes took advantage of eight Husky turnovers in the first seven minutes and held the lead throughout much of the early going. UConn got on the board first, but Albany responded with a 9-1 run to take a 9-3 lead into the first media timeout. The Huskies responded with a 10-2 run of their own to take the lead back at 13-11 with 10:07 to go in the frame. The remainder of the half was a tight affair, with UConn never leading by more than three points and the Great Danes never jumping out by more than one point. By the time the half ended, it had featured four ties and eight lead changes and the Huskies held the one-point edge. Boone had nine points to lead UConn, while Lucious Jordan and Kirsten Zoellner each had eight to lead Albany, in the opening stanza. The Great Danes were led by Jamar Wilson, who scored 19 points and had six assists.

UCONN'S NCAA TOURNAMENT HISTORY

ALL-TIME NCAA TOURNAMENT BOX SCORES & RECAPS

MARCH 18, 2005
SYRACUSE REGION FIRST ROUND
CONNECTICUT 77, CENTRAL FLORIDA 71
DCU CENTER
WORCESTER, MA

Despite giving up a 16 point half time lead, the University of Connecticut men's basketball team was able to fend off a valiant effort by Central Florida and advance to the second round of the NCAA tournament by a score of 77-71. Four players scored in double figures for UConn led by sophomore Charlie Villanueva with 22 points and freshman Rudy Gay with 17. Josh Boone also went 4-7 from the field, oming away with 10 points and two blocks. Denham Brown added 11 points and had four assists. The Huskies started the game quickly and held a 15-5 lead with 14:32 left to go as Villanueva scored five of UConn's first 15. The Knights then cut the lead to four points making it 17-13, as the went on a mini 8-2 run. That was as close as the would be for the rest of the first half as UConn opened up a 17 point lead, 42-26 in the closing moment on a Villanueva basket. UConn eventually led by 16 at halftime -- 47-31. Central Florida did not go away in the second half and stayed with the Huskies the whole way. The knights cut the lead to under double digits with 4:44 to play on a basket by Kingsley Edwards to make it 68-60 Huskies. UConn got the lead back to 10-- 72-62 -- on a Villanueva basket with 2:10 to go. Williams mae a pair of free throws for UConn with 1:45 to play that made it 74-65 UC but Central Florida then scored four of the game's next five points to cut the lead to four with 11 seconds to play -- the closest the Knights could get. The win set up a second round match up with No. 10 seed North Carolina State.

NAME	FGM-A	3FG-A	FTM-A	R	PF	TP	A MIN
J. Peppers	1-7	1-3	0-0	0	5	3	0 21
A. Williams	1-11	0-0	2-2	4	4	4	1 26
W. Bakanowsky	4-8	3-6	4-4	7	4	15	2 37
G. Johnson	9-18	7-14	4-4	6	1	29	5 37
K. Edwards	3-11	0-3	4-5	2	3	10	5 36
T. Lindbeck	0-1	0-1	0-0	0	1	0	0 3
J. Rose	3-5	0-1	3-4	4	1	9	3 25
M. Johnson	0-0	0-0	1-2	1	2	1	0 10
A. Gill	0-0	0-0	0-0	2	0	0	0 5
A. Smiddebusch	0-0	0-0	0-0	0	0	0	0 0+
TOTALS	21-61	11-28	18-21	26	21	71	16 200

NAME	FGM-A	3FG-A	FTM-A	R	PF	TP	A MIN
C. Villanueva	9-13	2-2	2-4	7	1	22	2 32
R. Gay	7-11	1-1	2-2	4	2	17	0 36
D. Brown	4-10	0-1	3-4	8	1	11	4 29
J. Boone	4-7	0-0	2-4	4	1	10	3 29
M. Williams	1-7	0-2	7-10	6	2	9	5 36
S. Ameziame	0-0	0-0	0-0	0	0	0	0 0+
H. Armstrong	3-5	0-0	0-1	3	2	6	1 12
R. Thompson	1-1	0-0	0-0	1	0	2	0 5
R. Anderson	0-2	0-0	0-0	1	2	0	2 14
E. Nelson	0-2	0-0	0-0	5	2	0	0 7
TOTALS	29-58	3-6	16-25	43	13	77	17 200

Halftime Score - Connecticut 47 Central Florida 31; Team Rebounds - Connecticut 4, Central Florida 3; Game Officials - Steve Olson, Jamie Luckie, Glenn Mayborg

MARCH 20, 2005
SYRACUSE REGION SECOND ROUND
NORTH CAROLINA STATE 65, CONNECTICUT 62
DCU CENTER
WORCESTER, MA

Despite a career best 22 points from Marcus Williams, UConn could not stop Julius Hodge in the game's final seconds and fell to the Wolf Pack 65-62. Hodge scored the game's final three points, banking in a shot off the run from the right side with 4.8 seconds remaining and converting a free throw after Ed Nelson was called for the block. Williams threw up a desperation three pointer at the buzzer but could not get it to fall. Sophomore Charlie Villanueva had yet another double-double, finishing with 16 points and 12 rebounds. This marks just the third time in Jim Calhoun's 19 years at UConn that his teams could not get past the second round of the tournament. The Huskies are now 23-3 in the first two rounds of the NCAA tournament. UConn finishes their season with a share of the Big East Regular Season Championship with an overall record of 23-8, 12-3 in the Big East.

NAME	FGM-A	3FG-A	FTM-A	R	PF	TP	A MIN
J. Hodge	5-10	0-1	7-7	3	3	17	6 39
A. Brackman	1-6	1-2	7-8	3	3	10	3 34
I. Evtimov	4-12	2-5	1-2	5	5	11	1 33
C. Bennerman	6-11	3-5	0-0	4	3	15	1 37
E. Atsur	2-5	2-3	0-0	5	3	6	2 38
G. Grant	0-1	0-1	0-0	2	0	0	0 6
L. Watkins	0-1	0-1	0-0	0	0	0	0 4
J. Collins	2-4	2-2	0-0	0	0	6	0 7
C. Simmons	0-0	0-0	0-0	0	1	0	0 2
TOTALS	20-50	10-20	10-15	26	18	65	13

200
CONNECTICUT 62
NAME FGM-A 3FG-A FTM-A R PF TP A MIN
C. Villanueva 6-12 1-2 3-3 12 3 16 3 29
R. Gay 1-5 0-0 2-4 3 3 4 0 25
D. Brown 0-3 0-3 0-0 1 1 0 0 18
J. Boone 3-4 0-0 0-0 4 2 6 4 32
M. Williams 7-15 0-2 8-8 4 1 22 4 39
S. Ameziame 0-1 0-1 0-0 0 0 0 0 5
H. Armstrong 0-0 0-0 0-0 0 0 0 0 1
R. Thompson 0-1 0-1 0-0 0 0 0 0 13
R. Anderson 2-8 1-5 0-0 3 3 5 0 25
E. Nelson 3-3 0-0 3-3 3 3 9 0 13
TOTALS **22-52** **2-14** **16-18** **31** **16** **62** **9** **13**
200
Halftime Score - Connecticut 29, NC State 25; Team Rebounds - Connecticut 1, NC State 4; Game Officials - Curtis Shaw, Ed Hightower, Steve Olson/Jamie Luckie

MARCH 18, 2004
WEST REGION FIRST ROUND
CONNECTICUT 70, VERMONT 53
HSBC ARENA
BUFFALO, NY

Sophomore guard Rashad Anderson scored 18 of his game-high 22 points in the first half and connected for a career-high six three-point field goals -- again all in the first half -- as the second-seeded University of Connecticut men's basketball team defeated 15th-seeded Vermont by a 70-53 score at HSBC Arena in the first round of the Phoenix Regional of the 2004 NCAA Championship. Vermont, the America East Conference champion, got out to a quick start on the Huskies in the game as he scored two three-point field goals in the first five minutes of the contest to make it 7-6, Catamounts. UConn eventually took the lead for good on another Anderson three-pointer with 11:05 to go in the half that made it 17-15, Huskies. Anderson's six treys set a UConn school-record for three-pointers made in an NCAA Tournament contest. Anderson connected on three more treys in the first half and the Huskies led at the intermission by a 37-27 count. UConn led by double digits the entire second half and opened up a 16-point lead, 49-33, with 13:49 left to play. Vermont cut the gap to 51-41 with 11:22 left to play but could get no closer. Three other Husky players joined Anderson in double figures as junior center Emeka Okafor had 15 points and 14 rebounds while senior guard Taliek Brown and junior guard Ben Gordon each added 14. With 4:12 to go in the game, Brown became the 36th player in Husky history to score 1,000 career points.

NAME	FGM-A	3FG-A	FTM-A	R	PF	TP	A MIN
T. Copenrath	3-17	2-9	4-6	2	3	12	1 38
G. Njila	2-3	0-0	0-0	8	3	4	2 23
S. Jones	1-3	0-0	0-0	5	3	2	1 16
T.J. Sorrentine	7-18	5-12	0-0	3	3	19	3 40
D. Hehn	1-3	1-3	0-0	4	1	3	3 36
J. Phelan	0-0	0-0	0-0	0	0	0	0 1
M. Klimes	0-1	0-0	0-0	0	5	0	0 8
M. Goia	0-0	0-0	0-0	0	0	0	0 1
A. Jensen	1-5	1-4	0-0	2	0	3	0 14
C. Sullivan	1-4	1-3	0-0	0	1	3	0 6
M. Hanson	3-3	1-1	0-0	1	0	7	0 9
M. Sheffic	0-3	0-0	0-0	1	0	0	0 8
TOTALS	19-60	11-32	4-6	29	19	53	10 200

NAME	FGM-A	3FG-A	FTM-A	R	PF	TP	A MIN
J. Boone	0-0	0-0	0-0	2	2	0	0 16
R. Anderson	7-11	6-9	2-5	3	0	22	0 32
E. Okafor	6-10	0-0	3-6	14	3	15	3 37
B. Gordon	5-17	0-4	4-4	8	1	14	4 40
T. Brown	6-8	0-0	2-4	7	2	14	7 39
C. Villanueva	0-2	0-0	1-2	3	0	1	0 13
H. Armstrong	2-2	0-0	0-0	1	0	4	0 13
S. Tooles	0-0	0-0	0-0	0	0	0	0 2
D. Brown	0-2	0-1	0-2	0	0	0	0 8
TOTALS	26-52	6-14	12-23	42	8	70	14 200

Halftime Score - Connecticut 37, Vermont 27; Team Rebounds - Connecticut 3, Vermont 3; Game Officials - Larry Rose, Bert Smith, Carlos Villanueva-Reyes.

MARCH 20, 2004
WEST REGION SECOND ROUND
CONNECTICUT 72, DePAUL 55
HSBC ARENA
BUFFALO, NY

Juniors Emeka Okafor and Ben Gordon led four players in double-figures as the Connecticut men's basketball team advanced to the Sweet 16 of the 2004 NCAA Championship with a 72-55 romp over DePaul in the Second Round at the HSBC Arena in Buffalo, NY. Okafor notched his 22nd double-double of the season and 51st of his career scoring 10 points and grabbing down 12 rebounds. His 12 boards also propelled him to become UConn's all-time leader in NCAA Tournament play with 99 rebounds in nine games. Gordon scored 18 points on 3-of-7 shooting from three-point range and was 7-for-8 from the free throw line. DePaul missed its eight first shots of the game allowing UConn to jump out to an early 11-0 lead sparked by five points from Taliek Brown. Connecticut held a lead as large as 23 points (35-12) in the late goings of the half, but late in the stanza the Blue Demons went on an 8-0 run to bring the score as close as 35-20. Connecticut went on to score the next four points and headed into halftime with a 39-20 advantage. In the first half, the Blue Demons shot only 27 percent from the field on 9-for-33 shooting, while Connecticut was 43 percent on 15-for-35 shooting. UConn's Denham Brown had a productive first half of play scoring nine points on 3-for-3 shooting in only 11 minutes played. The 20 points UConn held DePaul to in the first half was the least points scored by an opponent against the Huskies in NCAA Tournament action since March 11, 1967 when Boston College held a 14-13 edge. Denham Brown scored 12 points and made four of his six attempts from the free throw line. Taliek Brown finished with 13 points and four rebounds for the Huskies.

NAME	FGM-A	3FG-A	FTM-A	R	PF	TP	A MIN
D. Holland	4-11	1-3	3-4	3	3	12	1 25
G. Greer	4-13	0-0	4-5	9	2	12	1 33
A. Brown	5-11	0-0	1-2	3	3	11	0 28
S. Mejia	0-5	0-2	0-0	4	1	0	6 31
D. Diener	5-11	3-7	2-2	10	3	15	1 39
L. Seals	0-0	0-0	0-0	2	4	0	2 12
C. Exilus	2-4	1-3	0-0	0	4	5	0 13
M. Heard	0-1	0-0	0-0	0	0	0	1 2
L. Thompson	0-2	0-0	0-0	1	0	0	0 6
M. Brumfield	0-1	0-0	0-0	1	0	0	0 11
TOTALS	20-59	5-15	10-13	35	20	55	12 200

NAME	FGM-A	3FG-A	FTM-A	R	PF	TP	A MIN
J. Boone	3-6	0-0	0-2	8	1	6	1 24
R. Anderson	3-8	1-5	0-2	2	2	7	2 21
E. Okafor	4-8	0-0	2-2	12	3	10	2 32
B. Gordon	4-13	3-7	7-8	2	1	18	4 38
T. Brown	5-11	0-0	1-3	6	2	11	4 36
C. Villanueva	2-3	1-2	0-0	4	4	1	1 16
H. Armstrong	1-3	0-1	1-2	2	2	3	0 7
S. Tooles	0-0	0-0	0-0	0	0	0	0 1
D. Brown	4-8	0-1	4-6	5	0	12	1 25
TOTALS	26-60	5-16	15-23	44	15	72	15 200

Halftime Score - Connecticut 39, DePaul 20; Team Rebounds - Connecticut 3, DePaul 2; Attendance - 18,686; Game Officials - Steve Welmer, Larry Rose, Mike Scyphers.

MARCH 25, 2004
WEST REGION SEMIFINAL
CONNECTICUT 73, VANDERBILT 53
AMERICA WEST ARENA
PHOENIX, AZ

Junior guard Ben Gordon scored a game-high 20 points and three other Huskies scored in double-figures as the No. 2 seed University of Connecticut men's basketball team trounced Vanderbilt 73-53 in Regional Semifinal action of the NCAA Division I Men's Basketball Championship in Phoenix, Ariz. The Husky defense neutralized Vanderbilt's all-time leading scorer Matt Freije in the first half as the senior forward scored only three points on 1-for-9 shooting including 0-for-4 from behind the arc, and the Huskies built a commanding 45-27 lead at the half. However, the Commodores would not lie down and mounted an 18-7 run, which drew the Commodores to within seven, 52-45, with 12:00 minutes remaining in regulation. Sophomore wing Rashad Anderson answered with a back-breaking 3-pointer just ten seconds later to spark a decisive 8-0 Husky run and Vandy was unable to threaten again. Gordon was one rebound shy of a double-double and also dished out four assists in the victory. Junior All-American Emeka Okafor dropped in 12 points and snared 10 boards for the 23rd double-double of the season and 52nd of his illustrious career. Senior point guard Taliek Brown continued his strong play in the tournament with a 12-point, four-rebound performance. Anderson was a catalyst to the Husky offense once again, as he scored 15 points on 5-of-11 shooting. In a 1:40 second span midway through the first half, Anderson scored eight points as UConn began to distance itself from Vanderbilt. The Huskies led 8-7 with 15:00 remaining in the first half, but charged out to a 25-8 lead at the 9:20 mark on the strength of a 17-1 run. UConn took its largest lead of the half, 45-23, with :50 remaining on a pair of Gordon free throws.

NAME	FGM-A	3FG-A	FTM-A	R	PF	TP	A MIN
M. Freije	3-18	0-6	2-4	4	1	8	1 33
R. Przybyzszew	3-7	2-4	0-0	3	1	8	1 24
R. Laksy	1-5	0-2	0-0	1	3	2	1 25
C. Smith	4-9	3-6	1-2	0	1	12	0 29
M. Moore	4-9	2-4	2-2	1	1	12	1 33
J. Holwerda	1-1	0-0	0-0	1	2	0	0 5
A. Payton	2-2	0-0	0-0	1	1	4	1 12
D. Cage	0-1	0-1	0-0	0	0	0	0 2
S. Hundley	1-1	1-1	0-0	1	0	3	2 14
J. Terrell	1-2	0-0	0-0	6	4	2	4 19
T. Skuchas	0-2	0-0	0-0	0	1	0	0 4
TOTALS	20-57	8-24	5-8	21	14	53	11 200

NAME	FGM-A	3FG-A	FTM-A	R	PF	TP	A MIN
J. Boone	4-6	0-0	0-0	4	2	8	0 28
R. Anderson	5-11	3-8	2-2	6	0	15	3 34
E. Okafor	4-7	0-0	4-6	11	3	12	0 32
B. Gordon	7-16	3-9	3-3	9	1	20	5 39
T. Brown	4-7	0-0	4-4	5	0	12	5 36
C. Villanueva	2-3	0-0	0-0	2	2	4	0 11
H. Armstrong	1-1	0-0	0-0	3	1	2	1 13
D. Brown	0-0	0-0	0-0	1	1	0	0 7
TOTALS	27-51	17-15	13-15	44	10	73	14 200

Halftime Score - Connecticut 45, Vanderbilt 27; Team Rebounds - Vanderbilt 4, Connecticut 3; Game Officials - Ted Hillary, Mike Sanzner, Reginald Colfer.



Josh Boone held All-American Matt Freije to 3-of-18 shooting and added eight points in the Sweet 16 win over Vanderbilt.

UCONN'S NCAA TOURNAMENT HISTORY

ALL-TIME NCAA TOURNAMENT BOX SCORES & RECAPS

MARCH 27, 2004 WEST REGIONAL FINAL CONNECTICUT 87, ALABAMA 71 AMERICA WEST ARENA PHOENIX, AZ

Regional Most Valuable Player Ben Gordon scored 36 points and sophomore guard Rashad Anderson added a career-high 28 as the University of Connecticut men's basketball team defeated Alabama by an 87-71 score in the final of the Phoenix Regional in the 2004 NCAA Championship as the Huskies advanced to the Final Four in San Antonio. Gordon was named to the all-regional team along with Anderson and junior center Emeka Okafor. That team was rounded out by the Alabama duo of Chuck Davis and Kennedy Winston. Anderson was six-of-nine from three-point field goal range in the game as his six treys – five of them in the first half – were a career high. Gordon was four-of-seven from three-point range and tied the UConn career record for three-pointers made, which is currently held by Chris Smith with 242 (1989-92). The first six minutes of the game were evenly played as UConn, the second seed in the region, led by a 10-8 score with 14:04 left to go on a Gordon three-pointer. The Huskies opened up their first double-digit lead of the contest on an Anderson three-pointer that made it 23-13 UConn with 11:27 left in the half. Alabama was the eighth seed in the Phoenix region. UConn dominated the rest of the first half as the Huskies closed with a 15-2 run that made it 53-29 Huskies at halftime – its largest lead of the game at that time. The 53 points were the most that the Crimson Tide had surrendered in a first half all season. Alabama could not put a run together in the second half as UConn led by as many as 25 points in the second stanza.

ALABAMA 71							
NAME	FGM-A	3FG-A	FTM-A	R	PF	TP	A MIN
K. Winston	8-17	1-3	4-5	4	4	21	4 36
J. Davidson	1-3	0-0	0-0	2	4	2	0 13
C. Davis	8-14	0-0	8-9	9	2	24	2 40
E. Shelton	3-11	2-8	2-2	4	4	10	3 34
A. Pettway	0-2	0-2	1-2	5	3	1	4 37
E. Thomas	4-7	3-5	0-0	3	4	11	0 19
E. Brock	1-5	0-0	0-0	4	1	2	0 14
D. Smith	0-1	0-1	0-0	0	1	0	1 7
TOTALS	25-60	6-19	15-18	33	23	71	14 200

CONNECTICUT 87							
NAME	FGM-A	3FG-A	FTM-A	R	PF	TP	A MIN
J. Boone	2-4	0-0	2-9	5	3	6	0 24
R. Anderson	9-20	6-9	4-4	7	1	28	2 37
E. Okafor	1-5	0-0	0-1	9	2	2	2 19
B. Gordon	11-19	4-7	10-11	2	2	36	2 39
T. Brown	1-3	0-0	1-2	4	2	3	10 39
C. Villanueva	4-6	0-1	0-0	8	4	8	0 24
H. Armstrong	1-2	0-0	0-0	2	1	2	1 8
S. Tooles	0-0	0-0	0-0	0	1	0	0 2
D. Brown	0-1	0-0	2-2	1	2	2	0 8
TOTALS	29-60	10-17	19-29	40	18	87	17 200

Halftime Score - Connecticut 53, Alabama 29; Team Rebounds - Connecticut 2, Alabama 2; Attendance - 17,889; Game Officials - David Hall, Randy McCall, Mike Wood.

APRIL 3, 2004 NATIONAL SEMIFINAL CONNECTICUT 79, DUKE 28 ALAMO DOME SAN ANTONIO, TX

Junior All-America Emeka Okafor scored all 18 of his points after halftime and scored five points in a decisive 12-0 run late in the game to propel the University of Connecticut to a 79-28 victory over Duke in the 2004 NCAA national semifinals before a crowd of 44,417 at the Alamodome. The Huskies trailed 75-67, with 3:28 to play after Duke's Chris Duhon made a pair of free throws and continued to trail by eight as Okafor missed the front end of a one-and-one with 3:15 left to play. UConn then began their game-winning streak as sophomore guard Rashad Anderson made a three-pointer with 2:40 left to play. On Connecticut's next possession, Duhon fouled Gordon, and Gordon responded by connecting on both free throws, to make it 75-72 Duke with 2:07 to go. Okafor then scored five of the Huskies' final seven points of the game including a short jumper with 1:18 to play and then a lay-up with 26.2 seconds to play giving UConn its first lead since midway through the first half. Anderson made two free throws with 11.6 seconds to play, and Okafor iced the win with one of two free throws with 3.2 seconds to play. Anderson finished with 14 points and freshman power forward Josh Boone scored nine points and yanked down a game-high 14 rebounds. The Huskies, who had won their first four tournament games by an average of 17.5 points per contest, again stormed out of the gates quickly. UConn led 15-4 six minutes into the game as freshman forward Charlie Villanueva hit a three-pointer with 15:11 to go and a layup with 14:05 to go to give UConn its biggest lead.

CONNECTICUT 79							
NAME	FGM-A	3FG-A	FTM-A	R	PF	TP	A MIN
J. Boone	3-6	0-0	3-5	14	2	9	1 35
R. Anderson	3-5	3-5	5-5	3	4	14	1 30
E. Okafor	7-9	0-0	4-7	7	3	18	1 22
B. Gordon	5-12	1-3	7-8	3	4	18	2 38
T. Brown	2-8	0-0	0-0	3	3	4	3 35
C. Villanueva	3-8	1-2	1-2	6	1	8	0 14
H. Armstrong	0-0	0-0	0-1	5	2	0	1 9
S. Tooles	0-0	0-0	0-2	1	0	0	0 1
D. Brown	3-4	1-1	1-2	1	1	8	0 16
TOTALS	26-52	6-11	21-32	44	20	79	9 200

DUKE 28							
NAME	FGM-A	3FG-A	FTM-A	R	PF	TP	A MIN
L. Deng	7-15	1-4	1-3	12	1	16	2 39
S. Williams	1-9	0-0	2-4	6	5	4	0 19
J.J. Redick	4-12	3-9	4-4	4	1	15	1 38
D. Ewing	4-12	1-2	2-3	1	3	11	1 27
C. Duhon	5-13	1-6	4-6	3	3	15	6 40
N. Horvath	1-1	0-0	0-0	2	5	2	0 8
L. Melchionni	0-0	0-0	0-0	0	0	0	0 0
S. Dockery	1-3	0-1	0-0	2	1	2	1 15
S. Randolph	6-6	0-0	1-3	6	5	13	0 14
TOTALS	29-71	6-22	14-23	37	24	78	11 200

Halftime Score - Duke 41, Connecticut 34; Team Rebounds - Duke 1, Connecticut 1; Attendance - 44,417; Game Officials - David Hall, Olandis Poole, Ted Hillary.



Rashad Anderson hit six three-pointers in the Elite Eight win over Alabama.



Taliek Brown's 10 assists paced the Husky rout of Alabama in the Elite Eight.



Ben Gordon scored 21 points in the NCAA Title game win over Georgia Tech and made the Final Four All-Tournament team.

APRIL 5, 2004 NATIONAL FINAL CONNECTICUT 82, GEORGIA TECH 73 ALAMO DOME SAN ANTONIO, TX

Junior Emeka Okafor scored 24 points and junior guard Ben Gordon added 21 as the University of Connecticut won its second NCAA championship in men's basketball with an 82-73 victory over Georgia Tech before a crowd of 44,468 at the Alamodome. Okafor, named the Final Four's Most Outstanding Player, was dominant inside against the Yellow Jackets making 10 of 17 field goal attempts and yanking 15 rebounds. He was joined on the 2004 NCAA Final Four team by teammates Gordon and sophomore guard Rashad Anderson and by Georgia Tech's Luke Schenscher and Will Bynum. The Huskies steadily built their lead throughout the first half -- outscoring Georgia Tech, 30-14, over the half's final 13 minutes. UConn was able to increase its 41-26 halftime lead to as many as 25, at 58-33, during the second half. UConn continued its pattern of jumping out to quick leads throughout the 2004 NCAA Tournament, leading 9-4 as Anderson and Gordon hit three-pointers just 3:35 into the contest, but Georgia Tech inched back to take their only lead of the game of 12-11 with 13:41 to play before intermission on a basket by Clarence Moore. Okafor scored to give UConn the lead right back less than a minute later and the Huskies never trailed again. Since the NCAA tournament bracket expanded to 64 teams in 1985, Connecticut becomes just the third school -- joining Kentucky and Duke -- to win multiple championships. The victory gives UConn head coach Jim Calhoun a 35-14 record all-time in NCAA tournament games -- including a 32-9 record at UConn.

GEORGIA TECH 73							
NAME	FGM-A	3FG-A	FTM-A	R	PF	TP	A MIN
M. Lewis	3-9	0-5	0-0	1	3	6	1 23
A. McHenry	1-3	1-1	0-0	4	4	3	0 20
L. Schenscher	4-7	0-0	1-2	11	2	9	0 28
B.J. Elder	4-15	3-8	3-4	4	4	14	0 28
J. Jack	1-8	0-1	5-6	4	3	7	3 26
I. Muhammad	5-12	0-0	0-0	5	3	10	0 16
W. Bynum	6-11	3-6	2-6	2	4	17	5 23
R. Brooks	0-0	0-0	0-0	0	0	0	0 1
C. Moore	3-5	0-1	1-3	10	2	7	0 24
T. Taver	0-1	0-0	0-0	2	1	0	0 11
TOTALS	27-71	7-22	12-21	43	26	73	9 200

CONNECTICUT 82							
NAME	FGM-A	3FG-A	FTM-A	R	PF	TP	A MIN
J. Boone	4-6	0-0	1-4	6	2	9	1 29
R. Anderson	5-10	2-7	6-8	6	1	18	1 31
E. Okafor	10-17	0-0	4-8	15	3	24	1 38
B. Gordon	5-17	3-8	8-9	2	4	21	2 30
T. Brown	2-6	0-0	5-8	6	3	9	4 37
C. Villanueva	0-0	0-0	0-0	1	1	0	1 7
H. Armstrong	0-1	0-0	1-2	6	1	1	0 7
S. Tooles	0-0	0-0	0-0	0	0	0	0 2
D. Brown	0-4	0-2	0-0	6	3	0	0 19
TOTALS	26-61	5-17	25-39	50	18	82	10 200

Halftime Score - Connecticut 41, Georgia Tech 26; Team Rebounds - Connecticut 2, Georgia Tech 0; Attendance - 44,468; Game Officials - Dick Cartmell, Verne Harris, Randy McCall.



NCAA Final Four MVP Emeka Okafor hit this basket to give UConn the lead for good in the National Semifinal win over Duke. Okafor scored 18 points vs. the Blue Devils, all in the second half, and followed that up with 24 points in the title game win over Georgia Tech.

UCONN'S NCAA TOURNAMENT HISTORY ALL-TIME NCAA TOURNAMENT BOX SCORES & RECAPS

MARCH 20, 2003 SOUTH REGION FIRST ROUND CONNECTICUT 58, BRIGHAM YOUNG 53 SPOKANE ARENA SPOKANE, WA

The victory improves Head Coach Jim Calhoun's record in NCAA first round games to a remarkable 11-0 at UConn and enhances Connecticut's record to 22-9 on the year while BYU finishes the season at 23-9. With the game tied, 26-26, at the half, UConn looked to put BYU away early in the second half. The Huskies scored the first four points of the second half and mounted a 20-6 run capped off by a Ben Gordon three-pointer at the 11:50 mark to take their largest lead of the game at 46-32. The Cougars answered the bell as they held UConn scoreless for the next 4:30 and put-together a 9-0 run to shrink the Husky lead to five at 46-41. BYU stepped up the defensive intensity, holding the Huskies without a field goal for 10:43 and crept to within two points, 50-48, with 2:16 left in the contest. Gordon broke the drought with a floater in the lane at the 1:07 mark to put the Huskies up six, and UConn was able to hold on with solid free-throw shooting in the second half making 14-of-18 attempts in the final period. UConn enjoyed an excellent defensive stretch, limiting the Cougars to ten points in the final 8:04 of the first half and the first 3:45 of the second half. UConn's overall defensive effort was decisive, holding BYU to just 11.8% shooting from beyond the arc (2-for-17) and 31.3% for the game (20-for-64).

BRIGHAM YOUNG 53										
NAME	FGM-A	3FG-A	FTM-A	R	PF	TP	A	MIN		
M. Bigelow	4-15	1-7	3-4	5	2	12	3	36		
J. Shott	3-4	0-0	0-0	5	5	6	0	22		
R. Araujo	2-11	0-1	2-2	8	4	6	2	32		
T. Hansen	8-21	0-3	5-5	6	3	21	2	36		
K. Woodberry	2-7	1-4	0-0	4	2	5	4	32		
L. Lemes	0-1	0-0	0-0	1	1	0	0	7		
T. Nashit	0-1	0-1	0-0	0	1	0	0	8		
R. Bower	0-1	0-1	1-2	2	1	1	0	4		
D. Howard	0-0	0-0	0-0	1	1	0	0	6		
J. Jensen	1-3	0-0	0-0	3	2	2	0	17		
TOTALS	20-64	2-17	11-13	41	22	53	11	200		

CONNECTICUT 58										
NAME	FGM-A	3FG-A	FTM-A	R	PF	TP	A	MIN		
H. Armstrong	0-0	0-0	0-0	1	1	0	0	4		
D. Brown	3-6	1-4	0-0	3	3	7	0	20		
E. Okafor	8-13	0-0	4-5	8	1	20	0	36		
B. Gordon	4-12	2-5	4-5	1	3	14	2	33		
T. Brown	0-7	0-0	6-10	6	3	6	3	31		
J. Brown	0-0	0-0	0-0	0	0	0	0	1		
M. White	1-3	0-0	6-7	9	2	8	0	28		
M. Hayes	0-1	0-0	0-0	3	1	0	1	10		
S. Tooles	0-1	0-0	0-0	0	0	0	0	2		
R. Anderson	1-5	1-3	0-0	3	1	3	0	16		
T. Robertson	0-4	0-2	0-0	4	1	0	2	19		
TOTALS	17-52	4-14	20-27	41	16	58	8	200		

Halftime Score - Connecticut 26, BYU 26; Team Rebounds - BYU 6, Connecticut 3; Attendance - 11,284; Game Officials - Tom O'Neill, Art McDonald, Joe DeMayo.

MARCH 22, 2003 SOUTH REGION SECOND ROUND CONNECTICUT 85, STANFORD 74 SPOKANE ARENA SPOKANE, WA

With the triumph, UConn advances to the Sweet 16 for the ninth time in eleven NCAA Tournament appearances under Head Coach Jim Calhoun and improves to 23-9 on the season while Stanford finishes its season at 24-9. Stanford led at halftime by a 44-40 count and the Huskies took the lead for the first time in the second half when Ben Gordon connected on a three pointer with 16:56 left to play, making it, 49-47, Huskies. Stanford then opened up a three point lead on two different occasions, but the Huskies took the lead for good, 58-56, on Emeka Okafor's jumper with 13:25 remaining. The Huskies played particularly well when Okafor went to the bench with his fourth personal foul with 6:05 left in the contest. The Huskies led by six when Okafor was whistled for his fourth, and increased that lead for the rest of the game. Joining Okafor and Gordon in double-figures for UConn were a pair of guards that came off the bench-Tony Robertson with 11 points and Rashad Anderson with 10. UConn played outstanding defense in the second half, limiting the Cardinal to 39.3% shooting (11-for-28) after Stanford shot 47.1% in the first half.

CONNECTICUT 85										
NAME	FGM-A	3FG-A	FTM-A	R	PF	TP	A	MIN		
H. Armstrong	0-0	0-0	0-0	0	2	0	0	3		
D. Brown	2-9	0-0	1-2	3	0	5	1	27		
E. Okafor	9-14	0-0	0-0	15	4	18	0	29		
B. Gordon	8-14	4-5	9-9	5	1	29	4	31		
T. Brown	3-8	0-0	0-0	3	0	6	4	34		
J. Brown	0-0	0-0	0-0	0	0	0	0	2		
M. White	1-5	0-0	2-2	5	1	4	0	25		
M. Hayes	1-3	0-0	0-2	2	2	2	0	16		
R. Anderson	4-6	1-2	1-1	0	1	10	2	13		
T. Robertson	3-9	1-3	4-5	3	2	11	1	20		
TOTALS	31-68	6-10	17-21	43	13	85	12	200		

STANFORD 74										
NAME	FGM-A	3FG-A	FTM-A	R	PF	TP	A	MIN		
J. Childress	2-10	1-4	0-0	2	2	5	1	34		
J. Davis	8-12	0-0	3-4	10	3	19	0	27		
R. Little	4-7	0-0	4-7	5	2	12	0	26		
J. Barnes	7-14	5-10	4-5	2	3	23	3	38		
M. Lottich	3-11	2-8	0-0	5	2	8	5	33		
J. Kirchofer	0-1	0-0	1-1	4	0	1	0	10		
T. Bessecker	1-1	0-0	0-0	0	0	2	0	0+		
D. Grunfeld	0-2	0-1	0-0	1	2	0	0	7		
N. Robinson	1-3	0-0	0-0	2	4	2	1	18		
J. Haas	0-0	0-0	0-0	1	0	0	2	2		
M. Haryasz	1-1	0-0	0-0	0	0	2	0	5		
TOTALS	27-62	8-23	12-17	33	18	74	12	200		

Halftime Score - Stanford 44, Connecticut 40; Team Rebounds - Connecticut 7, Stanford 1; Attendance - 11,271; Game Officials - Ted Valentine, Tom O'Neill, Eddie Jackson.

MARCH 28, 2003 SOUTH REGION SEMIFINALS TEXAS 82, CONNECTICUT 78 ALAMODOME SAN ANTONIO, TX

The two teams went blow-for-blow in the first ten minutes of the first half as the score was tied on three separate occasions and the lead changed hands a remarkable nine times. Texas took a six point lead with 9:10 remaining on a three by Byron Mouton, making the score 24-18. UConn pulled to within four with 5:20 to go in the half at, 30-26, but Texas put together a 7-2 run for the remainder of the stanza to head into the locker room holding a 37-28

advantage. With 15:50 remaining in the game, UConn found itself down, 54-46, but matters worsened as the Longhorns went on an eight-to-two run over the next 2:35 to take a commanding 62-48 lead with 12:30 to go in the contest. The Huskies would rally though, mounting a 17-5 run over the next 4:10 to pull to within two points of the Longhorns, 67-65, with under eight minutes left. Ben Gordon drained a clutch three-pointer at the 5:21 mark to give UConn its first lead, 74-71, since the 12:30 mark of the first half. With 48 seconds left in the season, and the Huskies down, 78-76, Talek Brown found Marcus White under the hoop. His attempt was blocked and pinned in between the rim and the backboard. The possession arrow pointed towards Texas and UConn would get no closer the rest of the way, as Texas hit its final six free-throw attempts.

CONNECTICUT 78										
NAME	FGM-A	3FG-A	FTM-A	R	PF	TP	A	MIN		
H. Armstrong	0-0	0-0	0-0	1	0	0	0	3		
D. Brown	4-6	0-0	0-2	3	3	8	2	20		
E. Okafor	8-16	0-0	5-6	17	4	21	0	35		
B. Gordon	6-15	2-6	2-4	1	4	16	0	26		
T. Brown	4-10	0-0	1-3	3	2	9	7	31		
M. White	1-4	0-0	2-4	4	2	4	1	22		
M. Hayes	3-6	0-0	2-3	5	3	8	1	20		
S. Tooles	0-0	0-0	0-0	0	0	0	0	0+		
R. Anderson	3-10	2-6	0-1	5	2	8	1	22		
T. Robertson	1-4	0-1	2-2	1	1	4	1	21		
TOTALS	30-71	4-13	22-21	41	21	78	13	200		

TEXAS 82										
NAME	FGM-A	3FG-A	FTM-A	R	PF	TP	A	MIN		
J. Thomas	2-9	0-0	9-13	15	2	13	0	29		
B. Mouton	10-18	4-7	3-4	5	2	27	0	34		
B. Buckman	1-3	0-0	0-0	6	1	2	1	16		
T.J. Ford	3-15	0-4	7-7	4	4	13	9	35		
R. Ivey	2-6	0-0	6-6	6	3	10	1	34		
S. Harris	0-3	0-3	0-0	0	3	0	0	11		
D. Erskine	1-4	0-0	3-4	4	0	5	0	9		
J. Klotz	3-6	0-0	0-0	4	2	6	0	10		
T. Ross	0-0	0-0	0-0	0	0	0	1	5		
B. Boddicker	2-5	1-4	1-2	4	4	6	1	17		
TOTALS	24-69	5-18	29-36	52	21	82	13	200		

Halftime Score - Texas 44, Connecticut 38; Team Rebounds - Connecticut 1, Texas 4; Attendance - 33,009; Game Officials - Tom Eades, Bill Vinovich, Reginald Cofer.

FRIDAY, MARCH 15, 2002 EAST REGION FIRST ROUND CONNECTICUT 78, HAMPTON 67 MCI CENTER WASHINGTON D.C.

Sophomore Caron Butler scored 21 points, grabbed nine boards and handed out six assists to lead the University of Connecticut to a 78-67 NCAA First Round win over Hampton University on Friday, March 15. Senior Johnnie Selvie had 13 points and 11 boards, while freshman Emeka Okafor scored 12 points, grabbed 15 rebounds and blocked five shots in his NCAA debut. The Huskies led by as many as 15 points in the first half, at 40-25, and settled for an 11-point lead at the break. The Pirates cut the lead to four points on three occasions in the second half, but UConn held Hampton scoreless for the final three minutes and scored the final seven points of the contest.

CONNECTICUT 78										
NAME	FGM-A	3FG-A	FTM-A	R	PF	TP	A	MIN		
I. Jefferson	5-9	0-0	0-0	5	4	10	2	37		
D. Johnson	3-6	0-0	3-6	1	6	9	2	20		
D. Green	1-8	0-2	0-0	1	3	2	5	35		
T. Adams	7-19	5-12	4-4	0	2	23	3	35		
M. Purvis	5-13	3-5	0-0	1	2	13	2	37		
D. Didlake	0-0	0-0	0-0	0	0	0	0	5		
D. McNeal	0-0	0-0	0-0	0	1	0	0	2		
M. Pitts	2-2	0-0	1-2	2	4	5	0	8		
B. Hairston	1-11	1-3	2-2	3	1	5	3	21		
TOTALS	24-68	9-22	10-14	34	19	67	17	200		

CONNECTICUT 78										
NAME	FGM-A	3FG-A	FTM-A	R	PF	TP	A	MIN		
C. Butler	7-16	2-6	5-5	9	2	21	6	39		
J. Selvie	5-9	0-0	3-8	11	3	13	1	32		
E. Okafor	6-7	0-0	0-1	15	2	12	1	32		
T. Brown	3-7	0-1	3-3	2	2	9	6	31		
T. Robertson	4-9	2-3	0-1	2	3	10	0	32		
B. Gordon	3-6	2-4	2-2	1	1	10	2	20		
J. Brown	0-1	0-0	0-0	1	0	0	0	3		
S. Hazelton	0-0	0-0	1-2	0	0	1	1	1		
M. Hayes	0-0	0-0	2-2	1	0	1	0	10		
TOTALS	28-55	6-14	16-24	43	13	78	17	200		

Halftime Score - Connecticut 46, Hampton 35; Team Rebounds - Connecticut 1, Hampton 2; Attendance - 17,725; Game Officials - Bill Vinovich, Bruce Hicks, Reginald Cofer.

SUNDAY, MARCH 17, 2002 EAST REGION SECOND ROUND CONNECTICUT 77, NORTH CAROLINA STATE, 74 MCI CENTER WASHINGTON D.C.

Sophomore Caron Butler scored a career-best 34 points and carried the Huskies into the Sweet 16 with a 77-74 win over NC State. Junior Tony Robertson added 18 points for the Huskies, 12 in the first half. UConn led by as many as 11 points in the first half and settled for a five-point lead at the break. The Huskies biggest second half lead was ten points, at 67-57 with 4:27 to play. The Wolfpack responded with a 14-5 run to cut the lead to one, 72-71, with 47 seconds left. Butler responded by making three free throws after getting fouled on an attempted three and iced the game with two more free throws with three seconds left. Julius Hodge missed a three at the buzzer for NC State. Butler made all 12 of his free throw attempts

and added nine rebounds and four assists.

NORTH CAROLINA STATE										
NAME	FGM-A	3FG-A	FTM-A	R	PF	TP	A	MIN		
J. Powell	2-6	0-0	3-4	4	1	7	1	19		
M. Melvin	5-10	4-7	1-2	4	1	15	1	33		
A. Grundy	5-17	0-1	7-9	4	3	17	4	37		
A. Miller	3-8	3-7	0-0	1	1	9	1	30		
J. Hodge	6-13	1-4	0-0	9	4	13	4	38		
I. Evtimov	3-8	2-6	0-0	3	4	8	2	28		
S. Sherrill	2-2	1-1	0-0	0	1	5	0	5		
C. Crawford	0-0	0-0	0-0	0	2	0	1	10		
TOTALS	26-64	11-26	11-15	27	17	74	14	200		

CONNECTICUT 77										
NAME	FGM-A	3FG-A	FTM-A	R	PF	TP	A	MIN		
C. Butler	10-13	2-3	12-12	9	3	34	4	39		
J. Selvie	3-5	0-0	1-2	5	0	7	1	24		
E. Okafor	3-4	0-0	2-2	6	2	8	0	35		
T. Brown	2-4	0-0	4-4	1	1	8	3	35		
T. Robertson	8-11	2-4	0-0	3	4	18	1	28		
B. Gordon	0-4	0-1	0-0	1	1	0	5	25		
S. Hazelton	0-0	0-0	0-0	0	1	0	0	1		
M. Hayes	0-1	0-0	2-2	2	1	2	0	13		

UCONN'S NCAA TOURNAMENT HISTORY

ALL-TIME NCAA TOURNAMENT BOX SCORES & RECAPS

SUNDAY, MARCH 24, 2002 EAST REGION CHAMPIONSHIP MARYLAND 90, CONNECTICUT 82 CARRIER DOME SYRACUSE, NY

Connecticut's Caron Butler had 32 points and Maryland's Lonny Baxter had 29 as the two teams went blow for blow in the NCAA East Regional Championship game before the Terrapins pulled away late to punch their second straight ticket to the Final Four with a 90-82 victory over the Huskies at the Carrier Dome in Syracuse. The first half included 13 ties and a dozen lead changes before Maryland was able to pull away late. UConn got back into it in the second half when Butler hit a three-pointer at the 13:11 mark to put the Huskies up 54-53. Tony Robertson tied the game for the 22nd time at 7:11 with 2:31 to go on a lay in. From that point, Maryland went on an 11-3 run that saw the Terps put away the game when Steve Blake hit a three that was the dagger with 25.4 remaining to make it 86-80. Butler, who had six points at the half, exploded in the second for 26 to finish with a game-high 32 on a 9-of-13 shooting effort.

CONNECTICUT	NAME	FGM-A	3FG-A	FTM-A	R	PF	TP	A MIN
	C. Butler	9-13	3-5	11-14	7	3	32	4 33
	J. Selvie	2-7	0-0	3-4	6	3	7	1 37
	E. Okafor	2-5	0-0	2-4	6	4	6	0 23
	T. Brown	5-10	2-4	0-0	2	4	12	3 34
	T. Robertson	5-10	1-4	4-4	1	3	15	1 28
	B. Gordon	1-7	1-4	5-6	1	0	8	3 25
	J. Brown	1-3	0-0	0-0	2	2	2	0 10
	S. Hazelton	0-0	0-0	0-0	0	0	0	0 2
	M. Hayes	0-0	0-0	0-2	1	4	0	0 8
	S. Tooles	0-0	0-0	0-0	0	0	0	0 0+
TOTALS	25-55	7-17	25-34	31	23	82	12	200

MARYLAND	NAME	FGM-A	3FG-A	FTM-A	R	PF	TP	A MIN
	B. Mouton	1-4	0-1	2-2	3	3	4	1 34
	C. Wilcox	5-10	0-0	3-4	4	4	13	0 25
	L. Baxter	7-12	0-0	15-18	9	2	29	1 36
	J. Dixon	10-18	3-5	4-4	1	3	27	3 39
	S. Blake	1-3	1-1	2-2	4	3	5	6 27
	C. McCall	0-0	0-0	0-0	0	0	0	0 0+
	D. Nicholas	0-1	0-1	2-2	2	1	2	3 21
	R. Randle	1-2	0-0	0-0	1	3	2	0 4
	T. Holden	2-3	1-1	3-3	2	4	8	0 14
TOTALS	27-53	5-9	31-35	33	23	90	14	200

Halftime Score - Maryland 44, Connecticut 37; Team Rebounds - Connecticut 5, Maryland 7; Attendance - 29,252; Game Officials - Tom Rucker, Zelton Steed, Richard Cartmell.

MARCH 17, 2000 SOUTH REGION FIRST ROUND CONNECTICUT 75, UTAH STATE 67 BIRMINGHAM JEFFERSON CC BIRMINGHAM, AL

No. 5 seed Connecticut took a 10-point halftime lead, withstood an early second half charge by No. 12 seed Utah State, and posted a 75-67 victory in NCAA South Region first round play at the Birmingham-Jefferson Civic Center Arena in Birmingham, Alabama. The win proved costly, however, as junior guard Khalid El-Amin sustained a high right ankle sprain with 3:57 left in the second half and UConn leading 65-54. El-Amin and junior Albert Mouring led Connecticut with 14 points apiece while senior co-captain Kevin Freeman chipped in with 13 and freshman Tony Robertson came off the Husky bench to score 10. The win improved UConn's overall record on the year to 25-9 while Utah State ended its season with a 28-6 record.

UTAH STATE	NAME	FGM-A	3FG-A	FTM-A	R	PF	TP	A MIN
	S. Daniels	7-12	0-0	3-4	3	4	17	1 37
	T. Rolle	5-9	2-5	6-6	5	0	18	1 30
	D. Jorssen	3-6	0-0	2-2	3	3	8	0 23
	B. Rock	1-7	0-0	0-0	3	2	3	3 37
	T. Brown	1-7	1-6	0-0	1	0	3	4 26
	D. Stewart	0-0	0-0	0-0	0	0	0	0 1
	B. Wilden	0-0	0-0	0-0	0	0	0	0 1
	R. Thomas	0-0	0-0	0-0	0	1	0	1 3
	B. Ray	1-2	0-0	0-0	2	1	2	0 18
	D. Bailey	1-2	0-0	0-0	2	2	2	1 9
	C. Bobb	4-8	1-4	0-0	1	3	9	0 13
	A. Mahorn	2-2	2-2	0-0	0	0	6	0 1
TOTALS	25-55	6-17	11-12	22	17	67	11	200

CONNECTICUT	NAME	FGM-A	3FG-A	FTM-A	R	PF	TP	A MIN
	A. Deng	2-10	0-0	3-4	8	1	7	0 19
	K. Freeman	6-8	0-0	1-5	5	1	13	1 36
	J. Voskuhl	4-5	0-0	0-0	3	2	8	0 23
	A. Mouring	4-10	1-3	5-5	5	0	14	2 39
	K. El-Amin	6-13	2-5	0-0	4	1	14	2 33
	E. Saunders	4-7	0-0	1-2	8	3	9	2 28
	J. Brown	0-0	0-0	0-0	0	0	0	0 1
	T. Robertson	2-4	0-0	6-6	1	0	10	1 15
	S. Wane	0-1	0-0	0-0	3	2	0	0 5
	M. Cox	0-1	0-0	0-0	0	0	0	0 1
	D. Wrenn	0-0	0-0	0-0	0	0	0	0 3
TOTALS	28-58	3-8	16-22	37	10	75	8	200

Halftime Score - Connecticut 39, Utah State 29; Team Rebounds - Connecticut 0, Utah State 2; Attendance - 11,061; Game Officials - Art McDonald, Eddie Jackson, John Sweeney.

MARCH 19, 2000 SOUTH REGION SECOND ROUND TENNESSEE 65, CONNECTICUT 51 BIRMINGHAM JEFFERSON CC BIRMINGHAM, AL

No. 4 seed Tennessee took advantage of an injury to Connecticut junior point guard Khalid El-Amin and handed No. 5 seed UConn a 65-51 NCAA Second Round setback at the Birmingham-Jefferson Civic Center Arena. El-Amin, who sustained a right ankle sprain two days earlier in NCAA First Round play, attempted to contribute but was noticeably hobbled, scoring just three points in 13 minutes of game action. With its leading scorer and floor general watching most of the game on the sidelines, UConn was unable to keep pace with the talented Vols. Tennessee built a 32-22 halftime lead and the closest UConn got in the final 10 minutes was a nine-point deficit, 43-34, with 9:55 left to play. Junior Albert Mouring led UConn with 17 points while senior co-captain Kevin Freeman scored 14. UConn closed

out its 1999-2000 season with a 25-10 record.

CONNECTICUT	NAME	FGM-A	3FG-A	FTM-A	R	PF	TP	A MIN
	A. Deng	0-3	0-0	0-0	0	0	0	0 0
	K. Freeman	6-9	0-0	2-2	7	3	14	0 29
	J. Voskuhl	1-2	0-0	0-0	9	4	2	1 18
	A. Mouring	7-18	3-8	0-0	2	3	17	0 39
	K. El-Amin	1-2	1-2	0-0	2	0	3	1 13
	B. Archibald	0-0	0-0	0-0	0	2	0	0 1
	T. Robertson	1-7	0-1	0-0	1	4	2	2 33
	S. Wane	4-8	0-0	0-0	7	2	8	0 22
	M. Cox	0-3	0-1	0-0	0	0	0	0 6
	E. Saunders	2-3	0-0	1-2	3	1	5	0 17
	D. Wrenn	0-2	0-0	0-0	1	2	0	0 9
	J. Brown	0-0	0-0	0-0	0	0	0	0 1
TOTALS	22-57	4-12	3-4	37	20	51	4	200

TENNESSEE	NAME	FGM-A	3FG-A	FTM-A	R	PF	TP	A MIN
	V. Yarbrough	5-9	3-6	1-1	3	3	14	4 34
	I. Victor	0-2	0-0	1-2	4	0	1	1 15
	C.J. Black	5-9	0-1	3-5	5	1	13	0 30
	T. Harris	4-11	1-4	9-12	1	3	18	2 35
	J. Higgins	3-9	3-6	0-0	4	0	9	4 37
	H. Walker	1-1	0-0	0-0	1	0	2	3 11
	T. Woods	0-0	0-0	0-0	0	0	0	0 2
	R. Slay	3-6	0-0	2-3	4	1	8	1 29
	C. Hathaway	0-0	0-0	0-0	0	1	0	0 8
TOTALS	21-47	7-17	16-23	26	9	65	15	200

Halftime Score - Tennessee 32, Connecticut 22; Team Rebounds - Connecticut 4, Tennessee 4; Attendance - 16,108; Game Officials - David Libbey, Mark Reischling, Art McDonald

MARCH 11, 1999 WEST REGION FIRST ROUND CONNECTICUT 91, TEXAS-SAN ANTONIO 66 MCNICHOLS SPORTS ARENA DENVER, CO

No. 1 seed Connecticut defeated No. 16 seed University of Texas-San Antonio by a score of 91-66 in an NCAA West Region first round game at McNichols Arena in Denver, CO. Connecticut trailed by a score of 19-17 at the 11:54 mark of the first half before a 35-8 run gave the Huskies a comfortable 52-27 halftime advantage. UConn coasted to victory in the second half behind a game high 28 points from Junior All-American Richard Hamilton. Junior forward Kevin Freeman added 16 while sophomore Edmund Saunders and senior E.J. Harrison came off the bench to score 13 and 12 points respectively. Sophomore guard Khalid El-Amin registered a career high ten assists in the rout. Husky Coach Jim Calhoun was sidelined with an intestinal virus as Associate Head Coach Dave Leitao capably led the Huskies to the first round victory.

TEXAS-SAN ANTONIO	NAME	FGM-A	3FG-A	FTM-A	R	PF	TP	A MIN
	M. Powers	3-7	0-0	3-4	8	1	9	1 33
	L. Watson	6-13	0-0	1-3	6	3	13	1 31
	L. Williams	1-3	0-2	1-3	3	1	3	2 34
	S. Meyer	6-16	2-5	4-7	5	2	18	3 35
	D. Brown	5-14	1-7	0-1	4	2	11	1 26
	R. Mimiweather	3-4	0-1	3-5	1	0	9	0 8
	J. Riley	1-1	0-0	0-0	1	2	2	3 17
	R. Reed	0-3	0-2	1-3	2	1	0	1 16
TOTALS	25-61	3-17	13-26	33	14	66	11	200

CONNECTICUT	NAME	FGM-A	3FG-A	FTM-A	R	PF	TP	A MIN
	K. Freeman	7-9	0-0	2-2	8	1	16	1 28
	R. Hamilton	12-22	2-5	2-2	4	1	28	1 29
	J. Voskuhl	2-6	0-0	0-1	7	4	4	1 24
	R. Moore	2-5	1-3	0-0	1	5	6	2 29
	K. El-Amin	3-7	1-3	0-0	1	4	7	10 24
	R. Jones	1-4	0-0	2-2	6	1	4	2 13
	A. Klaiber	0-0	0-0	0-0	0	1	0	0 2
	E.J. Harrison	4-7	1-2	3-4	2	4	12	0 25
	S. Wane	1-2	0-0	0-0	1	2	2	1 9
	E. Saunders	5-5	0-0	3-4	7	0	13	1 17
TOTALS	37-67	5-13	12-15	43	19	91	23	200

Halftime Score - Connecticut 52, Texas-San Antonio 27; Team Rebounds - Connecticut 3, Texas-San Antonio 3; Attendance - 16,237 (sellout); Game Officials - Mark Whitehead, Larry Lembo, Robert Staffen.

MARCH 13, 1999 WEST REGION SECOND ROUND CONNECTICUT 78, NEW MEXICO 56 MCNICHOLS SPORTS ARENA DENVER, CO

No. 1 seed Connecticut scored the first 17 points of the game and was never seriously challenged in defeating No. 9 seed New Mexico by a score of 78-56 in an NCAA West Region second round game at McNichols Arena in Denver, CO. The Huskies amassed a 37-22 halftime lead behind the strength of the initial run, an advantage they quickly extended to 50-22 by opening the second stanza with a 13-0 run. Richard Hamilton and Khalid El-Amin each scored 21 points for the Huskies while Edmund Saunders came off the bench to notch a double-double with 10 points and 10 rebounds in just 19 minutes of action. New Mexico star Kenny Thomas was held without a field goal for the first time in his 123 game college career.

NEW MEXICO	NAME	FGM-A	3FG-A	FTM-A	R	PF	TP	A MIN
	G. Davis	0-1	0-0	2-2	4	2	2	0 21
	K. Thomas	0-6	0-3	1-2	11	4	1	1 30
	L. Long	4-18	2-5	5-5	6	1	15	1 40
	K. Henry	3-7	2-6	0-0	2	3	8	0 34
	J. Robinson	1-13	0-6	7-8	1	3	9	6 39
	T. Lightfoot	0-1	0-1	0-0	0	1	0	0 3
	D. Walker	7-11	0-0	7-8	6	2	21	0 29
	R. Hannah	0-0	0-0	0-0	0	0	0	0 4
TOTALS	15-57	4-21	22-25	33	16	56	8	200

CONNECTICUT	NAME	FGM-A	3FG-A	FTM-A	R	PF	TP	A MIN
	K. Freeman	4-6	0-0	1-2	5	2	9	0 29
	R. Hamilton	7-18	1-5	6-6	5	1	21	1 33
	J. Voskuhl	1-4	0-0	2-2	9	3	4	1 20
	R. Moore	2-5	1-3	1-2	4	2	6	2 29
	K. El-Amin	8-16	3-7	2-2	7	1	21	2 30
	R. Jones	1-3	0-1	2-4	2	0	4	1 13
	A. Klaiber	0-0	0-0	0-0	0	0	0	0 2
	A. Mouring	0-1	0-0	0-0	0	0	0	0 2
	E.J. Harrison	1-2	1-1	0-0	0	1	3	3 14
	S. Wane	0-1	0-0	0-0	2	3		

UCONN'S NCAA TOURNAMENT HISTORY

ALL-TIME NCAA TOURNAMENT BOX SCORES & RECAPS

field in ending the Hawkeye season and the career of Head Coach Dr. Tom Davis who retired with the conclusion of the season.

IOWA	FGM-A	3FG-A	FTM-A	R	PF	TP	A MIN
J. Bauer	0-0	0-0	0-0	6	1	0	2 21
J. Settles	3-11	1-5	4-4	6	4	11	2 24
J.R. Koch	5-7	2-3	2-2	3	4	14	1 23
D.Oliver	2-10	1-4	0-3	2	2	5	2 31
K. McCausland	3-7	3-7	0-0	0	1	9	1 28
J. Price	0-1	0-0	0-0	0	0	0	0 1
G. Rucker	4-6	0-0	0-0	6	1	8	0 14
J. Jaacks	2-5	0-1	3-5	5	2	7	1 16
M. Gomes	1-1	0-0	0-0	1	0	2	0 1
D. Henderson	0-0	0-0	0-0	0	0	0	0 1
R. Luhrsman	2-7	1-3	0-0	1	4	5	1 19
J. Lange	3-4	0-0	1-2	0	2	7	1 18
J. Bilskempe	0-1	0-0	0-0	0	0	0	0 1
B. Peterson	0-0	0-0	0-0	0	0	0	0 1
J. Smith	0-1	0-0	0-0	1	0	0	0 1
TOTALS	25-61	8-23	10-16	32	21	68	11 200

CONNECTICUT	FGM-A	3FG-A	FTM-A	R	PF	TP	A MIN
K. Freeman	4-6	0-0	2-2	6	1	10	0 32
R. Hamilton	8-17	1-4	7-8	3	2	24	4 38
J. Voskuhl	1-2	0-0	2-2	4	4	4	0 23
R. Moore	2-5	1-3	1-2	5	0	6	5 34
K. El-Amin	6-10	1-2	8-10	3	4	21	5 26
R. Jones	0-0	0-0	0-0	0	0	0	0 2
A. Mouring	4-6	3-4	0-0	3	1	11	4 15
E. J. Harrison	0-0	0-0	0-0	0	0	0	0 6
S. Wane	0-0	0-0	0-0	0	1	0	0 6
E. Saunders	1-2	0-0	0-0	2	3	2	0 18
TOTALS	26-48	6-13	20-24	26	16	78	18 200

Halftime Score - Connecticut 40, Iowa 35; Team Rebounds - Connecticut 0, Iowa; Attendance - 17,975; Game Officials - Don Jody Silvester, Frank Bosone, John Sweeney.

MARCH 20, 1999 WEST REGION CHAMPIONSHIP CONNECTICUT 67, GONZAGA 62 AMERICA WEST ARENA PHOENIX, AZ

No. 1 seed Connecticut scored 12 of the game's final 19 points to defeat No. 10 seed Gonzaga by a score of 67-62 and advance UConn to the school's first ever Final Four. The game, played at America West Arena in Phoenix, drew a crowd of 18,053, the largest ever to watch a college basketball game in the state of Arizona. All-American Richard Hamilton paced the Huskies with 21 points and was joined in double figures by junior Kevin Freeman with 13 points and senior Ricky Moore with 12. Freeman also grabbed a career-high 15 rebounds. The game, which featured 11 ties and 6 lead changes, was tied at 55 with six minutes remaining before Freeman gave the Huskies the lead for good with two free throws at the 5:29 mark. Gonzaga came as close as one at 63-62 with 36 seconds left on an off balance three-pointer by guard Quentin Hall, but Connecticut scored the final four points to clinch the victory and the Final Four berth. Connecticut managed the victory despite shooting 37% from the field and failing to make a three point shot. Hamilton was named the Region's Most Outstanding Player and was joined by Freeman and Moore on the All-Region Team.

GONZAGA	FGM-A	3FG-A	FTM-A	R	PF	TP	A MIN
R. Frahm	2-11	1-7	2-2	2	0	7	2 32
C. Calvary	4-7	1-1	0-1	8	3	9	1 33
J. Eaton	4-8	0-0	3-4	4	3	11	1 25
Q. Hall	6-12	2-5	4-6	8	5	18	1 32
M. Santangelo	1-9	0-4	0-1	0	2	2	2 29
R. Floyd	0-2	0-1	4-4	1	2	4	2 11
M. Leasure	1-3	1-2	4-4	3	2	7	0 8
M. Spink	0-1	0-0	0-0	1	1	0	0 4
M. Nilson	0-1	0-0	0-0	4	3	0	1 15
A. Dench	2-3	0-1	0-0	2	2	4	0 10
TOTALS	20-57	5-21	17-22	33	23	62	10 200

CONNECTICUT	FGM-A	3FG-A	FTM-A	R	PF	TP	A MIN
K. Freeman	4-14	0-0	5-7	15	3	13	0 37
R. Hamilton	9-16	0-2	3-6	4	2	21	2 37
J. Voskuhl	3-5	0-0	0-0	9	4	6	1 19
R. Moore	3-6	0-0	6-6	3	2	12	3 38
K. El-Amin	0-12	0-6	5-6	4	2	5	4 24
R. Jones	1-2	0-0	0-0	2	0	2	0 7
A. Mouring	0-1	0-1	0-0	1	1	0	0 8
E. J. Harrison	0-1	0-0	0-0	2	1	0	2 7
E. Saunders	4-8	0-0	0-2	7	3	8	0 23
TOTALS	24-65	0-9	19-27	47	18	67	12 200

Halftime Score - Gonzaga 32, Connecticut 31; Team Rebounds - Connecticut 0, Gonzaga 0; Attendance - 18, 053; Game Officials - Andre Pattillo, Larry Rose, Bobby Hunt

MARCH 27, 1999 NCAA NATIONAL SEMIFINAL CONNECTICUT 64, OHIO STATE 58 TROPICANA FIELD ST. PETERSBURG, FL

All-American Richard Hamilton scored 24 points, his 5th consecutive tournament game with 20 or more, to lift West Region champion Connecticut over South Region winner Ohio State 64-58 and into the National Championship game. The Final Four contest was played before a sellout crowd of 41,340 at the Tropicana Field in St. Petersburg, FL. Hamilton was joined in double figures by sophomore Khalid El-Amin, who had 18 points and also dished out six assists. Senior Ricky Moore again proved to be a huge factor defensively, holding vaunted Ohio State guard Scoonie Penn to just eleven points on 3-13 shooting from the field. UConn never trailed in the second half after holding a slim, one-point halftime lead at 36-35. The Huskies opened the second half with a 15-6 run that created a 51-41 advantage with just under twelve minutes to play. The Buckeyes made a run but were unable to get closer than three the rest of the way. The win set a new single season victory record for the Huskies at 33 and marked the 19th straight time Connecticut

has defeated a Jim O'Brien coached-team, dating back to 1988.

OHIO STATE	FGM-A	3FG-A	FTM-A	R	PF	TP	A MIN
M. Redd	7-18	0-2	1-2	8	2	15	3 37
J. Singleton	4-8	0-0	1-3	6	3	9	4 36
K. Johnson	3-8	0-0	0-0	5	1	6	0 30
B. Brown	2-8	0-2	1-2	2	1	5	2 21
S. Penn	3-13	2-7	3-5	5	3	11	4 40
N. Coleman	0-0	0-0	0-0	0	1	0	0 2
B. Saveman	2-4	1-3	2-2	3	3	7	1 20
G. Reese	2-4	0-0	1-4	3	2	5	0 14
TOTALS	23-63	3-14	9-18	35	16	58	14 200

CONNECTICUT	FGM-A	3FG-A	FTM-A	R	PF	TP	A MIN
K. Freeman	2-4	0-0	1-1	7	3	5	0 29
R. Hamilton	10-17	1-3	3-5	5	3	24	1 33
J. Voskuhl	1-2	0-0	0-0	5	5	2	1 19
R. Moore	1-7	0-2	4-4	8	2	6	1 37
K. El-Amin	8-15	0-1	2-2	1	1	18	6 34
R. Jones	2-3	0-0	0-0	0	1	4	0 8
A. Mouring	0-2	0-0	0-0	0	0	0	0 5
E. J. Harrison	0-0	0-0	0-0	0	1	0	0 4
S. Wane	0-2	0-0	0-0	4	2	0	0 8
E. Saunders	2-3	0-0	1-3	5	3	5	0 23
TOTALS	26-55	1-6	11-15	39	21	64	9 200

Halftime Score - Connecticut 36, Ohio State 35; Team Rebounds - Connecticut 4, Ohio State 3; Attendance - 41,340 (sellout); Game Officials - Jim Burr, Larry Rose, Mark Whitehead.

MARCH 29, 1999 NCAA NATIONAL CHAMPIONSHIP CONNECTICUT 77, DUKE 74 TROPICANA FIELD ST. PETERSBURG, FL

West Region winner Connecticut defeated East Region champs Duke 77-74 in a game that saw 14 ties and eight lead changes to give the Huskies a national championship in the school's first ever visit to the Final Four. The Huskies came back from a halftime deficit for the tenth time during the season without a loss, trailing 39-37 at the intermission in this case. Senior Ricky Moore kept the Huskies in the game during the first half, scoring all 13 of his points in his most explosive offensive half of the season. All-American Richard Hamilton and sophomore Khalid El-Amin both picked up the slack in the second half, Hamilton scoring 16 of his game-high 27 points and El-Amin 10 of his 12. The Huskies managed to shoot 52.5% from the field for the game, one of just two teams to top the 50% mark against Duke during the whole year. The stifling UConn defense held the prolific Duke offense to just 41.1% shooting, the lowest mark in the 39-game season for the Blue Devils. The Huskies once again pulled away after facing a 53-53 deadlock, never trailing again after grabbing a 55-53 edge. The Huskies fittingly sealed the victory with a defensive stop by Moore on Duke guard Trajan Langdon, who dribbled the ball off his knee as time expired. The Huskies finished the season with a 34-2 record. Hamilton was named the Most Outstanding Player at the Final Four and was joined on the All Final-Four team by teammates Khalid El-Amin and Ricky Moore.

DUKE	FGM-A	3FG-A	FTM-A	R	PF	TP	A MIN
C. Carrawell	3-7	0-2	3-4	4	9	2	31
S. Battier	2-7	1-3	1-2	4	3	6	2 33
E. Brand	5-8	0-0	5-8	13	3	15	0 38
W. Avery	3-12	1-3	4-4	4	4	11	5 36
T. Langdon	7-15	5-10	6-7	1	2	25	1 38
N. James	0-0	0-0	0-0	1	0	0	0 6
C. Burgess	0-0	0-0	0-0	0	1	0	0 7
C. Maggette	3-7	0-1	2-2	0	2	8	0 11
TOTALS	23-56	7-19	21-27	31	19	74	10 200

CONNECTICUT	FGM-A	3FG-A	FTM-A	R	PF	TP	A MIN
K. Freeman	3-6	0-0	0-0	8	1	6	0 32
R. Hamilton	10-22	2-4	5-6	7	1	27	3 38
J. Voskuhl	1-1	0-0	0-0	3	3	2	2 27
R. Moore	6-10	1-1	0-1	8	4	13	2 37
K. El-Amin	5-12	0-2	2-4	4	3	12	4 22
R. Jones	1-1	0-0	1-2	2	0	3	0 7
A. Klaiber	0-0	0-0	0-0	0	0	0	0 1
A. Mouring	3-4	0-1	0-1	3	1	6	0 17
S. Wane	2-2	0-0	0-0	0	4	4	0 8
E. Saunders	1-3	0-0	2-4	3	3	4	0 11
TOTALS	32-61	3-8	10-18	41	20	77	11 200

Halftime Score - Duke 39, Connecticut 37; Team Rebounds - Duke 4, Connecticut 3; Attendance - 41,340 (sellout); Game Officials - Tim Higgins, Gerald Boudreaux, Scott Thornley.

MARCH 12, 1998 EAST REGION FIRST ROUND CONNECTICUT 93, FAIRLEIGH DICKINSON 85 MCI CENTER WASHINGTON DC

UConn, seeded No. 2 in the East Region, survived 43 points from Elijah Allen and rode a 30-point performance from Richard Hamilton and 28 points from Khalid El-Amin to advance to NCAA Second Round play for the seventh consecutive appearance... Allen scored nine points in the final 1:11 to keep the Knights close, but UConn made 9-of-10 from the line in the final minute to ice the win.

FAIRLEIGH DICKINSON	FGM-A	3FG-A	FTM-A	R	PF	TP	A MIN
D. Todd	2-9	0-6	0-0	4	4	4	0 37
R. Turner	3-9	0-0	4-7	5	5	10	2 26
C. Walker	3-9	0-2	3-4	7	5	9	1 33
E. Allen	14-17	6-7	9-11	8	0	43	3 34
J. Slider	4-13	3-10	2-4	4	1	13	2 34
J. Rasmussen	1-2	1-2	0-0	0	0	3	0 7
T. Fason	0-1	0-0	0-0	0	0	0	0 7
J. King	0-0	0-0	1-2	3	4	1	0 12
I. Williams	1-2	0-1	0-2	0	2	2	0 3
J. Sindling	0-0	0-0	0-0	3	4	0	0 7
TOTALS	28-62	10-28	19-30	38	25	85	8 200

CONNECTICUT	FGM-A	3FG-A	FTM-A	R	PF	TP	A MIN
K. Freeman	5-13	0-0	2-4	5	2	12	0 33
R. Hamilton	9-18	2-5	10-13	6	2	30	3 39
J. Voskuhl	1-3	0-0	3-4	9	4	5	4 27
R. Moore	4-7	2-4	4-5	2	4	14	4 38
K. El-Amin	7-16	3-5	11-12	5	4	28	2 33
R. Jones	1-2	0-0	2-4	1	0	4	0 10
A. Klaiber	0-0	0-0	0-0	0	0	0	0 4
M. Hardnett	0-1	0-0	0-0	1	3	0	1 11
S. Wane	0-1	0-0	0-1	3	2	0	0 5
TOTALS	27-61	7-14	32-43	40	21	93	14 200

Halftime Score - Connecticut 46, Fairleigh Dickinson 40; Rebounds - Connecticut 8, Fairleigh Dickinson 4; Attendance - 19,288; Game Officials - Don Rutledge, Richard Day, William Kennedy.

MARCH 14, 1998 EAST REGION SECOND ROUND CONNECTICUT 78, INDIANA 68 MCI CENTER WASHINGTON DC

UConn erased a halftime deficit for only the fourth time in eight tries in 1997-98 and knocked off the No. 7 seed Hoosiers... Hamilton scored 23 and El-Amin 22 as the Huskies used a 15-4 second half run to turn a 45-41 deficit into a 56-49 lead... Hamilton made a pair of big three's in the final 2:36 and El-Amin hit 5-of-6 free throws to finish off Indiana.

INDIANA	FGM-A	3FG-A	FTM-A	R	PF	TP	A MIN
L. Recker	2-9	0-3	4-4	3	1	8	1 29
W. Gladness	2-6	0-0	0-0	6	1	4	1 32
A. Patterson	9-17	0-3	5-6	4	2	23	1 36
L. Jimenez	1-2	1-2	0-0	2	4	3	2 24
A.J. Guyton	6-11	1-3	4-4	3	0	17	2 38
C. Miller	3-3	1-1	0-0	1	1	7	1 11
M. Lewis	1-2	1-2	2-2	3	5	5	6 27
L. Richardson	0-0	0-0	1-2	0	2	1	0 3
TOTALS	24-50	4-14	16-18	26	16	68	14 200

CONNECTICUT	FGM-A	3FG-A	FTM-A	R	PF	TP	A MIN
K. Freeman	4-6	0-0	2-3	4	2	10	0 33
R. Hamilton	9-20	5-11	0-0	4	2	23	2 38
J. Voskuhl	5-6	0-0	2-3	8	3	12	0 29
R. Moore	2-3	0-1	1-2	1	3	5	5 35
K. El-Amin	6-20	2-8	8-10	5	3	22	8 37
R. Jones	2-2	0-0	0-0	3	1	4	0 11
A. Klaiber	0-0	0-0	0-0	2	0	0	0 2
M. Hardnett	0-0	0-0	0-0	0	2	0	2 8
S. Wane	1-2	0-0					

UCONN'S NCAA TOURNAMENT HISTORY

ALL-TIME NCAA TOURNAMENT BOX SCORES & RECAPS

MARCH 21, 1998
EAST REGION CHAMPIONSHIP
NORTH CAROLINA 75, CONNECTICUT 64
GREENSBORO COLISEUM
GREENSBORO, NC

UConn finishes the season with a 32-5 mark, the best in school history... Hamilton finishes the year with 795 points, third best in UConn history... El-Amin finishes the season with a UConn-freshman record 593 points... Both Hamilton and El-Amin are name to the East Regional All-Tournament Team... Jamison is the Regional MVP and is joined on the All-Tourney team by Carter, Williams and Cota.

NAME	FGM-A	3FG-A	FTM-A	R	PF	TP	A MIN
K. Freeman	3-6	0-0	4-4	7	2	10	0 38
R. Hamilton	5-21	5-14	0-0	3	1	15	3 35
J. Voskuhl	3-4	0-0	0-1	3	3	6	1 30
R. Moore	0-3	0-2	1-3	1	0	1	1 27
K. El-Amin	10-16	3-7	1-1	3	4	24	2 35
S. Wane	1-3	0-0	0-0	4	2	2	0 10
R. Jones	0-1	0-0	0-0	2	1	0	0 5
M. Hardnett	1-4	0-1	4-6	4	1	6	4 17
A. Klaiber	0-0	0-0	0-0	0	0	0	0 2
A. Mouring	0-0	0-0	0-0	0	0	0	0 1
TOTALS	23-58	8-24	10-15	30	14	64	11 200

NORTH CAROLINA

NAME	FGM-A	3FG-A	FTM-A	R	PF	TP	A MIN
A. Jamison	9-19	0-1	2-4	11	1	20	1 35
V. Carter	5-9	1-2	1-1	3	1	12	2 33
M. Ndigaye	2-3	0-0	0-0	4	4	4	0 30
S. Williams	6-16	1-7	6-6	2	0	19	3 34
E. Cota	4-8	0-1	0-0	6	1	8	9 37
A. Okulaja	5-8	2-3	0-0	7	3	12	2 29
B. Hayward	0-0	0-0	0-0	0	0	0	0 2
TOTALS	31-63	4-14	9-11	39	10	75	17 200

Halftime Score - North Carolina 36, Connecticut 32; Team Rebounds - North Carolina 4, Connecticut 3; Technicals - None; Attendance - 23,235; Game Officials - Mark Reischling, Eddie Jackson, Dick Cartmill.

MARCH 14, 1996
SOUTHEAST REGION FIRST ROUND
CONNECTICUT 68, COLGATE 59
RCA DOME
INDIANAPOLIS, IN

The Huskies, the No. 1 seed in the Southeast Region, used a 28-9 early first half run to take a commanding 36-17 lead which Connecticut never relinquished during the game... Story of the game for the Connecticut fans was the loss of point guard Ricky Moore... Moore in an attempt to block a shot came down on his arm in doing so subluxed his right shoulder... Connecticut's backcourt tandem of Ray Allen and Doron Sheffer combined for 43 of the Huskies' 68 points on the afternoon (Allen 24 points and Sheffer 19 points)... The Red Raiders were led by center Adonal Foyle as he netted 21 points while grabbing 14 rebounds.

NAME	FG	3FG	FT	R	PF	TP	A MIN
M. Roberts	3-10	1-5	0-0	1	1	7	1 29
T. Bollin	1-10	0-0	0-0	3	3	2	2 29
A. Foyle	8-20	0-0	5-7	14	3	21	0 39
J. Maloney	1-3	0-1	0-0	1	3	2	3 29
S. Schaeffer	6-13	6-12	0-0	5	0	18	1 33
D. Hyra	0-1	0-0	0-0	0	0	0	0 4
B. Tuohy	2-3	2-3	0-0	1	2	6	1 22
M. Cupid	0-0	0-0	0-0	0	0	0	0 3
R. Lynch	1-3	0-0	1-2	4	1	3	1 12
TOTALS	22-63	9-21	6-9	36	13	59	9 200

CONNECTICUT

NAME	FG	3FG	FT	R	PF	TP	A MIN
K. King	2-4	0-0	0-0	2	3	4	0 18
R. Johnson	3-5	0-0	0-0	8	3	6	3 28
T. Knight	2-6	0-0	1-2	7	3	5	2 32
D. Sheffer	8-18	2-5	1-1	8	0	19	6 39
R. Allen	9-20	4-9	2-4	3	0	24	1 40
R. Jones	2-5	0-1	1-2	3	0	5	0 13
R. Moore	1-4	0-0	0-0	1	1	2	1 6
D. Carson	0-1	0-0	0-0	0	0	0	0 4
E. Hayward	1-1	0-0	1-4	6	2	3	3 20
TOTALS	28-64	6-15	6-13	41	12	68	16 200

Halftime Score - Connecticut 43, Colgate 26; Team Rebounds - Connecticut 3, Colgate 7; Turnovers - Connecticut 13, Colgate 17; Technicals - None; Attendance - 31,373; Game Officials - David Hall, Terry Murphy, Stanley Rote.

MARCH 16, 1996
SOUTHEAST REGION SECOND ROUND
CONNECTICUT 95, EASTERN MICHIGAN 81
RCA DOME
INDIANAPOLIS, IN

The Eagles came out hot hitting on 13 of their first 18 shots and converting on 14 of their first 16 trips down court to take a 32-19 advantage at the 11:36 mark of the first half... However, the Huskies rallied and tied the game at 43 with 3:09 remaining on a jumper by Doron Sheffer, who finished as UConn's high scorer with 27 points... At the half the Eagles had converted every one of UConn's six turnovers into points (15)... After a Rudy Johnson lay-up at the 18:19 mark of the second half, Connecticut took the lead for good... Eagles' guard Brian Tolbert had a career game scoring 36 points on 14-of-24 shooting from the field including 7-of-13 from behind the three point arc... Four Connecticut players finished in double figures: Sheffer 27 points, Ray Allen 25 points, Johnson 13 points and Kirk King 13 points... In addition to Allen's 25 points, he also grabbed 10 rebounds, seven assists and one block.

EASTERN MICHIGAN

NAME	FG	3FG	FT	R	PF	TP	A MIN
D. Dial	4-8	2-5	0-0	2	4	10	3 31
J. Zajac	1-3	0-0	0-0	2	2	2	0 16
T. Wilson	5-10	0-0	8-8	7	3	18	0 35
B. Tolbert	14-24	7-13	1-5	3	3	36	5 38
E. Boykins	5-15	0-3	0-0	2	1	10	2 34
J. Head	1-3	0-1	0-0	6	4	2	0 20
T. Beeten	0-0	0-0	0-0	0	0	0	0 1
T. Berkovitch	0-1	0-1	0-0	0	1	0	0 5
M. Pennis	1-1	0-0	1-2	1	3	3	1 14
C. Elbeler	0-0	0-0	0-0	0	0	0	0 4
N. Ezugwu	0-1	0-0	0-0	1	3	0	0 3
TOTALS	31-66	9-23	10-15	27	26	81	11 200

CONNECTICUT

NAME	FG	3FG	FT	R	PF	TP	A MIN
K. King	5-7	0-0	3-3	5	2	13	1 33
R. Johnson	6-9	0-0	1-1	6	2	13	2 26
T. Knight	2-4	0-0	3-4	7	4	7	3 28
D. Sheffer	10-14	2-4	5-7	7	1	27	5 35
R. Allen	8-20	5-9	4-7	10	0	25	7 37
R. Jones	1-5	0-1	2-2	6	1	4	1 17
R. Inyatkin	0-0	0-0	0-0	0	0	0	0 1
K. Chapman	0-0	0-0	0-0	0	0	0	0 1
A. Klaiber	0-0	0-0	0-0	0	0	0	0 1
D. Carson	0-0	0-0	1-2	1	0	1	0 2
E. Hayward	2-4	0-0	1-2	1	1	5	0 18
P. Kane	0-0	0-0	0-0	0	0	0	0 1
TOTALS	34-61	7-14	20-28	45	11	95	19 200

Halftime Score - Eastern Michigan 48, Connecticut 47; Team Rebounds - Connecticut 2, Eastern Michigan 3; Turnovers - Connecticut 14, Eastern Michigan 10; Technicals - None; Attendance - 32,293; Game Officials - James Howell, Kerry Sitton, Larry Lembo.

MARCH 22, 1996
SOUTHEAST REGION SEMIFINAL
MISSISSIPPI STATE 60, CONNECTICUT 55
RUPP ARENA
LEXINGTON, KY

Mississippi State, seeded No. 5, took advantage of a season-low field goal shooting effort (32.4%) by Connecticut to upend the Huskies 60-55 in the NCAA Southeast Regional semi-finals at Rupp Arena in Lexington, Kentucky... After trailing by 14 points with only 6:50 left to play in the second half, UConn cut the deficit to three in the final minute, only to come up short of victory... In the final games of their UConn careers, Ray Allen led UConn with 22 points while Travis Knight scored 10 points and had 13 rebounds and Doron Sheffer scored 10 points, pulled down nine rebounds and had five assists.

MISSISSIPPI STATE

NAME	FG	3FG	FT	R	PF	TP	A MIN
D. Wilson	9-14	7-11	2-2	2	3	27	0 35
M. Bullard	1-6	0-2	0-0	2	3	2	6 40
R. Walters	1-2	0-0	1-2	6	0	3	1 35
E. Dampier	6-15	0-0	3-4	8	1	15	2 40
D. Jones	6-16	0-1	1-2	10	4	13	4 32
W. Hughes	0-2	0-0	0-0	3	1	0	1 12
B. Hyche	0-1	0-1	0-0	0	1	0	0 5
TOTALS	23-56	7-15	7-10	35	13	60	14 200

CONNECTICUT

NAME	FG	3FG	FT	R	PF	TP	A MIN
K. King	4-9	0-0	0-0	8	1	8	1 31
R. Johnson	0-4	0-1	2-2	1	3	2	2 27
T. Knight	5-10	0-0	0-0	13	3	10	2 35
D. Sheffer	3-14	2-7	2-2	9	2	10	5 35
R. Allen	9-25	4-10	0-2	6	2	22	1 40
R. Jones	1-5	1-2	0-0	2	1	3	0 17
E. Hayward	0-0	0-0	0-0	1	2	0	0 13
D. Carson	0-1	0-0	0-0	0	0	0	0 2
TOTALS	22-68	7-20	4-6	45	14	55	11 200

Halftime Score - Mississippi St. 37, Connecticut 25; Team Rebounds - Connecticut 5, Mississippi St. 4; Turnovers - Connecticut 12, Mississippi St. 10; Technicals - None; Attendance - 23,890 (sellout); Game Officials - Dick Paparo, Jim Stupin, Mike Wood.

MARCH 16, 1995
WEST REGION FIRST ROUND
CONNECTICUT 100, TENNESSEE-CHATTANOOGA 71
HUNTSMAN CENTER
SALT LAKE CITY, UT

The No. 2 seeded Huskies ran off the first 15 points of the game and held a 20-point halftime edge in defeating the Moccassins... Donny Marshall led five Huskies in double figures with 22 points, including a perfect 10-of-10 from the free throw line... Joining Marshall in double figures were Ray Allen with 18 points, Travis Knight and Eric Hayward with 12 points and Brian Fair with 11... Knight and Hayward each had team-high totals of 13 rebounds... Kevin Ollie registered a game-high 11 assists... UConn shot 51 percent from the field (32-63), while limiting the Mocs to just 27 percent (22-81).

TENN.-CHATTANOOGA

NAME	FG	3FG	FT	R	PF	TP	A MIN
M. Hanson	5-22	3-15	15-19	14	4	28	1 38
B. Born	10-20	1-7	2-2	8	4	23	0 40
J. Scott	2-8	0-0	1-1	5	5	5	0 26
L. Walters	0-6	0-5	0-0	2	2	0	3 19
J. Oliver	3-14	1-8	2-2	2	2	9	0 22
T. Owens	0-0	0-0	0-0	1	0	0	0 1
R. Lemons	1-4	0-1	0-1	1	1	2	3 19
S. Neal	0-2	0-0	0-1	1	0	3	7
P. Henderson	1-1	0-0	0-0	2	0	2	0 7
M. Watkins	0-3	0-0	0-0	1	3	0	1 15
R. Smith	0-1	0-0	2-2	1	2	0	6
TOTALS	22-81	5-38	22-27	41	23	71	11 200

CONNECTICUT

NAME	FG	3FG	FT	R	PF	TP	A MIN
D. Marshall	6-12	0-1	10-10	4	3	22	0 27
R. Allen	7-9	2-2	2-2	7	1	18	3 27
T. Knight	5-8	0-0	2-2	13	4	12	0 18
D. Sheffer	2-8	0-2	2-3	6	3	6	7 27
K. Ollie	1-3	1-1	4-4	0	1	7	11 25
N. Willingham	0-1	0-0	2-2	3	1	2	0 4
M. Thomas	0-0	0-0	0-0	0	0	0	0 3
R. Inyatkin	0-1	0-0	0-0	1	1	0	2 3
J. Srb	0-0	0-0	1-2	0	0	1	0 1
G. Yeomans	0-0	0-0	0-0	0	1	0	0 3
R. Johnson	1-2	0-0	0-0	2	0	2	0 7
B. Fair	3-10	2-6	3-4	1	1	11	0 22
K. King	0-1	0-0	1-2	3	4	1	0 10
E. Hayward	5-5	0-0	2-3	13	2	12	0 18
U. Cohen-Mintz	2-3	2-3	0-0	1	2	6	0 5
TOTALS	32-63	7-15	29-34	54	24	100	23 200

Halftime Score - Connecticut 45, Tenn.-Chattanooga 25; Team Rebounds - Connecticut 0, Tenn.-Chattanooga 2; Turnovers - Connecticut 19, Tenn.-Chattanooga 11; Technicals - Tenn.-Chattanooga (Bench); Attendance - 11,790; Game Officials - Don Rutledge, Edward Corbett, David Day.

MARCH 18, 1995
WEST REGION SECOND ROUND
CONNECTICUT 96, CINCINNATI 91
HUNTSMAN CENTER
SALT LAKE CITY, UT

UConn shot a blistering 67 percent from the field in the second half (18-27) to knock off the No. 7 seeded Bearcats and advance to the Sweet 16 for the second consecutive year and fourth time in six seasons... Donny Marshall led the Huskies in scoring again, totaling 25 points and grabbing a team-high seven rebounds... Ray Allen added 24 points, Doron Sheffer scored 16 points, while Kevin Ollie scored 13 points and added a game-high nine assists... The Bearcats hit 15-of-30 three-pointers on the game, but UConn was an impressive 20-of-24 from the free throw line to hold off the Bearcats down the stretch.

CINCINNATI

NAME	FG	3FG	FT	R	PF	TP	A MIN
K. Gregor	0-1	0-0	0-0	1	1	0	0 7
D. Fortson	4-10	0-0	2-3	6	5	10	2 20
A. Long	10-17	0-1	2-2	15	5	22	1 32
K. LeGree	0-1	0-0	0-0	0	2	0	1 11
L. Durden	8-16	6-13	3-3	1	3	25	5 36
D. Flint	4-10	2-5	0-0	1	1	10	8 32
D. Burton	7-13	7-11	0-0	3	2	21	2 32
B. Brannen	0-0	0-0	0-0	0	0	0	0 3
C. Bostic	1-1	0-0	1-2	1	1	1	2 11
J. Jacobs	0-2	0-0	0-0	3	1	2	1 16
TOTALS	34-71	15-30	8-10	33	21	91	22 200

CONNECTICUT

NAME	FG	3FG	FT	R	PF	TP	A MIN
D. Marshall	9-14	2-2	5-6	7	3	25	3 34
R. Allen	9-17	3-6	3-4	5	3	24	1 39
T. Knight	3-4	0-0	0-0	4	4	6	2 15
D. Sheffer	4-9	1-2	7-9	4	1	16	5 33
K. Ollie	5-8	0-2	3-3	2	0	13	9 35
N. Willingham	0-0	0-0	0-0	0	0	0	0 1
B. Fair	0-1	0-1	0-0	0	1	0	0 13
K. King	3-4	0-0					

UCONN'S NCAA TOURNAMENT HISTORY

ALL-TIME NCAA TOURNAMENT BOX SCORES & RECAPS

defeating Arkansas for the tournament crown.

NAME	FG	3FG	FT	R	PF	TP	A MIN
D. Marshall	3-11	1-4	8-8	9	4	15	0 37
R. Allen	12-25	3-8	9-12	9	2	36	3 38
T. Knight	6-9	0-0	0-1	13	3	12	0 26
D. Sheffer	9-20	2-8	4-4	5	4	24	4 35
K. Ollie	1-6	0-0	0-0	3	5	2	8 32
E. Hayward	0-0	0-0	2-2	1	1	2	0 13
B. Fair	1-3	1-2	0-0	1	3	3	2 13
K. King	1-2	0-0	0-0	2	3	2	0 4
R. Johnson	0-0	0-0	0-0	0	1	0	0 2
N. Willingham	0-0	0-0	0-0	0	0	0	0 0
TOTALS	33-76	7-22	23-27	45	26	96	17 200

NAME	FG	3FG	FT	R	PF	TP	A MIN
C. O'Bannon	2-4	0-0	6-8	5	2	10	5 24
E. O'Bannon	5-13	0-6	5-6	6	3	15	2 33
G. Zidek	4-9	0-0	0-0	3	4	8	0 12
T. Edney	5-11	2-3	10-10	2	4	22	10 40
T. Bailey	10-16	0-2	6-12	9	2	26	0 38
J.R. Henderson	9-12	0-0	0-1	2	4	18	1 30
C. Dollar	1-1	0-0	1-2	6	3	3	5 23
TOTALS	36-66	2-11	28-39	34	22	102	23 200

Halftime Score - UCLA 48, Connecticut 41; Team Rebounds - Connecticut 2; UCLA 1; Turnovers - Connecticut 17, UCLA 9; Technicals - UCLA (delay of game); Attendance - 14,399; Game Officials - Gerry Donaghy, Tom O'Neill, Stan Reynolds.

MARCH 17, 1994 EAST REGION FIRST ROUND CONNECTICUT 64, RIDER 46 NASSAU COLISEUM UNIONDALE, NY

The Huskies, seeded No. 2 in the East Region, battled a tough Rider College team for the first 35 minutes before finally pulling away...UConn led 43-35 with 9:07 remaining before going on a 17-6 run over the next 6:30 to extend the lead to 60-41...UConn put four players in double-figures as Donyell Marshall had 19, Donny Marshall had 14 and Doron Sheffer and Ray Allen each had 12...Allen paced the Huskies with 10 rebounds...Rider was led by Charles Smith's 14 points and eight rebounds...UConn shot 57.9% from the floor in the second half while limiting the Broncs to just 25.0%.

NAME	FG	3FG	FT	R	PF	TP	A MIN
T. Pennix	3-8	0-0	2-2	5	4	8	1 39
C. Smith	7-17	0-0	0-0	8	3	14	1 40
J. Jones	1-1	0-0	0-0	4	4	2	2 23
D. Hames	4-14	1-7	3-4	5	0	12	2 40
M. Wilcox	2-7	1-6	0-0	3	5	5	1 21
P. Watkins	0-4	0-1	0-0	0	0	0	2 11
D. Edwards	0-2	0-1	0-0	0	1	0	0 9
A. Flowers	2-2	0-0	1-2	2	3	5	0 17
TOTALS	19-55	2-15	6-8	30	20	46	9 200

NAME	FG	3FG	FT	R	PF	TP	A MIN
Dy. Marshall	4-9	0-2	6-9	6	2	14	1 36
Dl. Marshall	8-16	1-3	2-2	5	3	19	1 33
E. Hayward	1-1	0-0	1-2	3	0	3	0 11
D. Sheffer	4-7	0-1	4-4	4	4	12	1 35
K. Ollie	0-0	0-0	0-1	5	2	0	2 35
M. Thomas	0-0	0-0	0-0	0	0	0	1 1
R. Johnson	1-4	0-0	0-0	3	0	2	0 10
B. Fair	1-1	0-0	0-0	1	2	0	0 5
K. King	0-0	0-0	0-0	0	1	0	0 1
R. Allen	4-12	1-2	3-4	10	1	12	3 28
T. Knight	0-0	0-0	0-0	0	1	0	0 4
S. Emi	0-0	0-0	0-0	0	0	0	0 1
TOTALS	23-50	2-8	16-22	38	15	64	8 200

Halftime Score - Connecticut 29, Rider 29; Team Rebounds - Rider 3, Connecticut 2; Turnovers - Rider 19, Connecticut 17; Technicals - None; Attendance - 16,204 (Sellout); Game Officials - Rusty Herring, Fred Carbone, Jerry Petro.

MARCH 19, 1994 EAST REGION SECOND ROUND CONNECTICUT 75, GEORGE WASHINGTON 63 NASSAU COLISEUM UNIONDALE, NY

The Huskies jumped out to a 10-0 lead 4:33 into the contest before the Colonials pulled to within one point at 24-23 with 3:52 remaining in the first half...GW would tie the game twice in the second half at 41-41 and 43-43 before UConn went on a 17-4 run over a seven minute stretch to push the lead to 60-47 with 5:19 left in the game...The Colonials would get no closer than seven points the rest of the way...UConn was led by Donyell Marshall's 20 points while Donny Marshall and Ray Allen had 14 points apiece and Doron Sheffer contributed 11 points...The Marshalls and Sheffer all pulled down nine rebounds to lead the Huskies...George Washington was led by Kwame Evans' 21 points and 10 rebounds while Yinka Dare had 19 points and 12 rebounds...The Colonials only shot 28.8% (21-73) from the floor and 5-28 from three-point range...UConn shot 38.6% (22-57) from the floor.

NAME	FG	3FG	FT	R	PF	TP	A MIN
M. Ford	0-1	0-1	0-0	2	0	0	0 10
N. Hammons	2-14	1-9	5-6	6	5	10	0 26
Y. Dare	9-15	0-0	1-3	12	1	19	1 36
A. Pearsall	3-8	2-5	0-0	6	4	8	1 34
K. Evans	6-22	2-11	7-8	10	3	21	0 39
A. Hart	0-0	0-0	0-0	0	0	0	0 2
B. Calloway	0-0	0-0	0-0	0	1	0	0 1
V. Jones	1-8	0-0	0-0	3	4	2	2 26
F. Williams	0-1	0-0	0-0	1	1	0	1 5
O. Moses	0-4	0-2	3-4	0	4	3	0 17
A. Wise	0-0	0-0	0-0	0	0	0	0 4
TOTALS	21-73	5-28	16-21	45	23	63	5 200

NAME	FG	3FG	FT	R	PF	TP	A MIN
Dy. Marshall	3-8	0-2	8-9	9	1	14	2 31
Dl. Marshall	7-17	1-4	5-6	9	3	20	1 33
E. Hayward	1-1	0-0	0-0	6	4	2	1 27
D. Sheffer	3-9	0-0	5-7	9	3	11	5 35
K. Ollie	1-2	0-0	2-2	3	3	4	5 26
N. Willingham	0-1	0-0	0-0	1	0	0	0 2
M. Thomas	0-0	0-0	0-0	0	0	0	0 1
R. Johnson	0-1	0-0	0-0	2	3	0	0 5
B. Fair	3-7	1-4	0-0	0	1	9	1 13
R. Allen	4-10	1-2	5-6	5	2	14	2 20
T. Knight	0-1	0-0	1-2	1	0	1	0 7
TOTALS	22-57	5-12	26-32	48	20	75	17 200

Halftime Score - Connecticut 33, George Washington 30; Team Rebounds - George Washington 5, Connecticut 3; Turnovers - George Washington 9, Connecticut 12; Technicals - None; Attendance - 16,204 (Sellout); Game Officials - Ed Hightower, Rusty Herring, Bobby Voettker.

MARCH 25, 1994 EAST REGION SEMIFINALS FLORIDA 69, CONNECTICUT 60 (OT) MIAMI ARENA MIAMI, FL

UConn's lead stretched to 10 points at 44-34 with 14:25 left in the game before Florida went on an 18-5 run to take a 52-49 lead with 5:18 left...The game see-sawed back and forth as UConn took a 57-53 lead on a Travis Knight jumper... Florida guard Dan Cross knotted the score at 57 on a layup and the game went into overtime after Donyell Marshall missed two free throws with three seconds left... Overtime was a defensive struggle as the two teams combined for only three field goals... Florida's Craig Brown scored 5 points in overtime including a crucial three pointer to put Florida ahead 62-58 with 1:16 remaining... The Gators converted on 7 of 8 free throws in overtime to help seal the victory... UConn was led by Doron Sheffer's 18 points, while Donyell Marshall added 16 points and 13 rebounds... Cross and Brown paced Florida with 17 points apiece... UConn only had six field goals after halftime on 26 shots... Florida would advance to the Final Four, defeating Boston College in the East Regional Final and losing to Duke in the next round.

NAME	FG	3FG	FT	R	PF	TP	A MIN
B. Thompson	2-7	0-0	0-1	3	0	4	2 22
A. DeClercq	4-8	0-0	1-2	6	4	9	2 30
D. Hill	5-12	0-1	5-7	5	2	15	0 39
C. Brown	7-14	2-5	1-2	9	1	17	4 41
D. Cross	5-14	0-2	7-11	4	4	17	4 43
S. Dyrkolbotn	1-2	0-0	0-0	1	1	2	1 6
J. Anderson	0-4	0-0	2-2	5	4	2	1 23
M. Kusma	1-5	1-4	0-0	2	0	3	0 15
G. Williams	0-1	0-0	0-0	1	0	0	0 6
TOTALS	25-67	3-12	16-25	40	16	69	14 225

NAME	FG	3FG	FT	R	PF	TP	A MIN
Dy. Marshall	3-7	0-2	4-4	3	3	10	1 30
Dl. Marshall	5-13	0-5	6-10	13	1	16	3 44
E. Hayward	0-0	0-0	0-0	3	2	0	0 15
K. Ollie	1-6	0-2	4-4	4	1	6	8 39
D. Sheffer	7-16	2-6	2-2	5	2	18	3 39
T. Knight	3-5	0-0	0-2	6	5	6	0 26
R. Allen	1-5	0-2	0-0	4	3	2	0 20
R. Johnson	1-2	0-0	0-0	2	1	2	0 5
K. King	0-0	0-0	0-0	0	2	0	0 2
N. Willingham	0-0	0-0	0-0	1	0	0	0 1
B. Fair	0-1	0-0	0-0	0	0	0	0 4
TOTALS	21-55	2-17	16-22	43	20	60	15 225

Halftime Score - Connecticut 34, Florida 28; End of Regulation - Connecticut 57, Florida 57; Team Rebounds - Florida 4, Connecticut 2; Turnovers - Florida 16, Connecticut 23; Technicals - None; Attendance - 15,217 (Sellout); Game Officials - Tom Rucker, Ted Hillary, Michael Sanzer.

MARCH 19, 1992 SOUTHEAST REGION FIRST ROUND CONNECTICUT 86, NEBRASKA 65 RIVERFRONT COLISEUM CINCINNATI, OH

UConn, the No. 9 seed in the Southeast Region, uses a big first half en route to the win...The Huskies commit only six turnovers while forcing 15 Husker TOs...Nebraska holds a 49-40 rebounding edge but shoots only 34.7% from the field...UConn is led by Chris Smith's 24 points while Scott Burrell also added 20 points and a team-high 11 rebounds and Donyell Marshall posts 19 points and nine rebounds in his first NCAA Tournament game...Derrick Chandler leads Nebraska with 17 points and 11 boards.

NAME	FGM-A	3FG-A	FTM-A	R	PF	TP	A MIN
T. Walker	3-3	0-0	1-2	4	3	7	1 24
Dl. Marshall	8-14	2-3	1-2	9	2	19	3 30
D. Cyrulik	3-5	0-0	0-0	3	4	6	1 24
C. Smith	9-22	3-9	3-3	3	2	24	4 38
S. Burrell	9-16	2-5	0-1	11	2	20	4 35
Dy. Marshall	2-4	0-0	2-2	4	0	6	0 11
B. Fair	1-4	0-1	0-1	1	2	2	0 18
N. Willingham	0-1	0-0	0-0	1	2	0	0 8
K. Ollie	0-3	0-0	0-0	2	1	0	0 11
R. Ashmeade	1-1	0-0	0-0	0	0	2	0 1
TOTALS	36-73	7-18	7-11	40	18	86	13 200

NAME	FGM-A	3FG-A	FTM-A	R	PF	TP	A MIN
C. Hayes	5-14	0-2	2-3	3	1	12	2 24
B. Chubick	2-7	0-0	0-2	9	1	4	1 28
D. Chandler	8-17	0-0	1-2	11	2	17	2 29
J. Johnson	1-5	0-2	2-2	3	2	4	1 31
E. Platkowski	1-12	1-5	0-0	5	2	3	5 33
D. Owens	4-8	0-0	4-7	8	1	12	0 19
M. Hughes	2-5	1-2	2-4	7	2	7	3 22
C. Cresswell	2-4	2-4	0-0	1	0	6	0 14
TOTALS	25-72	4-15	11-20	49	12	65	14 200

Halftime Score - Connecticut 86, Nebraska 65; Team Rebounds - Connecticut 2, Nebraska 2; Turnovers - Connecticut 6, Nebraska 15; Technicals - None; Attendance - 16,002; Game Officials - Jerry Donaghy, Michael Smith, Paul Andrejewski.

MARCH 21, 1992 SOUTHEAST REGION SECOND ROUND OHIO STATE 78, CONNECTICUT 55 RIVERFRONT COLISEUM CINCINNATI, OH

No. 1 seed Ohio State puts four players in double-figures as Jim Jackson leads the way with 23 points and 11 rebounds...The Huskies were led by Donyell Marshall and Rod Sellers who each hit for double-doubles... Marshall had 12 points and 16 rebounds while Sellers hit for 12 points and 13 rebounds...UConn's all-time leading scorer Chris Smith was held to only eight points in final collegiate game...One number that stood out was Ohio State's 12 assists to UConn's two assists...The Huskies were also forced into 17 turnovers...UConn was stone-cold from the outside as the Huskies were 0-for-10 from three-point range...The Buckeyes were 14-for-21 from

the free throw line while Connecticut was only 5-for-8.

NAME	FGM-A	3FG-A	FTM-A	R	PF	TP	A MIN
T. Walker	2-6	0-0	0-0	4	0	4	0 23
Dl. Marshall	6-14	0-1	0-0	16	3	12	0 35
R. Sellers	5-6	0-0	2-2	13	4	12	0 36
C. Smith	3-15	0-5	2-4	2	3	8	1 30
S. Burrell	3-13	0-2	1-1	3	5	7	0 27

UCONN'S NCAA TOURNAMENT HISTORY

ALL-TIME NCAA TOURNAMENT BOX SCORES & RECAPS

MARCH 22, 1991
NCAA MIDWEST REGION SEMIFINALS
DUKE 81, CONNECTICUT 67
PONTIAC SILVERDOME
PONTIAC, MI

The Blue Devils knocked UConn out of the NCAA Championship for the second-straight year as Duke went on to win a national championship...Chris Smith and John Gwynn each scored 16 points for UConn while Scott Burrell had 11...Duke had four players score in double figures, led by Christian Laettner with 19...UConn never had a lead in the contest and Duke led by as many as 18 points in the second half.

NAME	FGM-A	3FG-A	FTM-A	R	PF	TP	A	MIN
S. Burrell	4-10	1-3	2-5	3	5	11	2	32
T. Walker	2-3	0-0	1-2	2	4	5	0	10
R. Sellers	2-5	0-0	2-2	7	5	6	2	27
C. Smith	5-18	3-9	3-4	1	2	16	3	40
S. Pikiell	1-3	1-1	0-0	3	3	3	2	15
J. Gwynn	6-13	4-6	0-0	3	3	16	4	28
L. DePriest	0-1	0-0	0-0	0	2	0	0	30
D. Cyruklik	3-5	0-1	1-3	5	2	7	1	15
M. Suhr	1-2	0-0	0-0	2	0	2	0	2
O. Macklin	0-0	0-0	1-2	1	0	1	0	1
TOTALS	24-60	9-20	10-18	32	26	67	14	200

NAME	FGM-A	3FG-A	FTM-A	R	PF	TP	A	MIN
G. Koubek	6-10	1-3	2-5	3	5	11	2	32
G. Hill	0-2	0-0	3-4	5	4	3	2	16
C. Laettner	7-13	0-1	5-7	4	2	19	1	29
B. Hurley	3-7	2-4	4-5	2	0	12	7	38
T. Hill	4-5	2-2	3-3	1	4	13	1	22
B. Davis	0-1	0-0	5-6	5	3	5	1	23
B. McCaffrey	3-5	0-0	1-2	4	0	7	2	26
C. Palmer	1-1	0-0	0-0	1	1	2	0	9
A. Lang	0-0	0-0	0-0	0	2	0	0	4
M. Clark	1-1	0-0	0-0	1	1	2	0	2
C. Buckley	0-0	0-0	0-2	0	0	0	0	1
TOTALS	25-45	7-12	24-33	29	19	81	16	200

Halftime Score - Duke 44, Connecticut 27; Team Rebounds - Connecticut 5, Duke 1; Turnovers - Connecticut 18, Duke 21; Technicals - UC-Sellers; Attendance - 30,461; Game Officials - Jim Bain, Tom O'Neil, Dave Hall.

MARCH 15, 1990
EAST REGION FIRST ROUND
CONNECTICUT 76, BOSTON UNIVERSITY 52
HARTFORD CIVIC CENTER
HARTFORD, CT

Huskies are the No. 1 seed in the East Region and stay home at the Hartford Civic Center...The Terriers stayed tight with UConn, trailing by one at the half, but UConn went on an 18-1 run midway through the second half to pull out the win...Chris Smith and Nadav Henefeld each scored 19 points while Henefeld and Scott Burrell each had seven rebounds.

NAME	FGM-A	3FG-A	FTM-A	R	PF	TP	A	MIN
D. King	0-2	0-0	0-0	1	1	0	1	6
B. Brigham	2-3	0-0	0-0	8	5	4	0	29
R. Moses	5-9	0-0	0-0	8	2	10	0	33
M. Daly	1-4	1-2	0-0	2	3	2	25	
S. Key	7-12	3-3	0-0	1	2	17	6	37
F. Davy	3-11	0-0	2-5	10	3	8	2	31
R. Stewart	2-8	0-2	2-2	0	6	2	21	
J. Scott	1-1	0-0	0-0	1	2	2	0	13
S. White	0-0	0-0	0-0	0	0	0	0	3
A. Olmsted	0-0	0-0	0-1	0	0	0	0	1
F. Kalitsi	1-1	0-0	0-0	1	0	2	0	1
TOTALS	22-51	4-7	4-8	37	18	52	13	200

NAME	FGM-A	3FG-A	FTM-A	R	PF	TP	A	MIN
S. Burrell	2-6	1-4	0-0	8	4	7	0	32
N. Henefeld	7-16	1-3	4-5	7	2	19	2	28
R. Sellers	2-3	0-0	0-0	7	2	4	0	20
C. Smith	5-17	4-7	5-6	4	2	19	3	29
T. George	4-10	0-2	1-3	3	0	9	5	37
M. Williams	0-0	0-0	0-0	1	0	0	0	5
J. Gwynn	5-12	0-1	0-2	2	1	10	0	19
T. Walker	1-3	0-0	2-2	5	2	4	0	15
D. Cyruklik	0-0	0-0	0-0	0	0	0	0	4
L. DePriest	1-2	0-0	0-1	3	1	2	1	14
S. Pikiell	0-0	0-0	0-0	0	0	0	0	1
TOTALS	27-69	5-13	17-26	44	12	76	12	200

Halftime Score - Connecticut 29, Boston University 28; Team Rebounds - Connecticut 5, BU 27; Technicals - None; Attendance - 15,937 (Sellout); Game Officials - David Hall, Gary Petro, Gerald Boudeaux.

MARCH 17, 1990
EAST REGION SECOND ROUND
CONNECTICUT 74, CALIFORNIA 54
HARTFORD CIVIC CENTER
HARTFORD, CT

UConn advances to the Sweet 16 for the first time since 1976...After Cal takes a 2-0 lead, UConn goes on 25-4 run to lead 25-6 with 11:30 left in the first half and never looked back...Chris Smith again led UConn with 24

points, while Scott Burrell had 13...UConn had 16 steals while Cal had 2...Burrell had seven rebounds.

NAME	FGM-A	3FG-A	FTM-A	R	PF	TP	A	MIN
B. Walton	3-7	1-4	0-0	8	4	7	0	32
R. Fisher	6-7	0-1	5-8	6	3	17	2	39
B. Hendrick	5-7	0-0	2-4	6	4	12	0	35
K. Smith	3-6	0-0	3-3	3	3	9	5	37
R. Drew	2-6	1-4	0-2	2	0	5	2	23
B. Elleby	0-4	0-2	2-2	0	1	2	0	18
A. Reyes	0-0	0-0	0-0	0	0	0	1	4
S. Harrell	0-1	0-0	2-3	1	3	2	1	8
E. McDonough	0-0	0-0	0-0	0	0	0	0	1
J. Carty	0-0	0-0	0-0	0	0	0	0	1
R. Branham	0-1	0-1	0-0	0	1	0	0	1
A. Brigham	0-0	0-0	0-0	0	1	0	0	1
TOTALS	19-39	2-12	14-22	33	19	54	11	200

NAME	FGM-A	3FG-A	FTM-A	R	PF	TP	A	MIN
S. Burrell	4-9	0-0	5-6	7	3	13	2	31
N. Henefeld	4-7	1-1	1-2	3	3	10	2	30
R. Sellers	1-4	0-0	0-0	3	2	2	1	14
C. Smith	6-17	5-13	7-8	3	2	24	2	35
T. George	4-9	0-1	2-2	3	2	10	3	35
T. Walker	1-1	0-0	0-0	3	2	1	13	
M. Williams	0-1	0-0	0-0	0	0	0	0	7
J. Gwynn	3-10	1-2	2-3	4	1	9	0	15
L. DePriest	1-4	0-0	1-2	3	3	3	0	18
D. Cyruklik	0-0	0-0	0-0	0	2	0	0	2
S. Pikiell	0-0	0-0	1-2	0	0	1	0	1
O. Macklin	0-1	0-0	0-0	0	0	0	0	1
TOTALS	24-63	7-17	19-25	32	21	74	11	200

Halftime Score - Connecticut 42, California 26; Team Rebounds - Connecticut 3, California 7; Turnovers - Connecticut 11, California 28; Technicals - California Bench; Attendance - 16,011 (Sellout); Game Officials - Paul Hausman, Scott Thornly, Larry Rose.

MARCH 22, 1990
EAST REGION SEMIFINALS
CONNECTICUT 71, CLEMSON 70
MEADOWLANDS ARENA
EAST RUTHERFORD, NJ

Tate George hits "The Shot" at the buzzer to send UConn past Clemson...UConn led by as many as 19 in the second half and led 67-57 with 4:59 left, but the Tigers went on a 13-2 run for a 70-69 lead with 12 seconds left...Clemson's Sean Tyson missed the front end of a one-and-one with one second and following a time out, Scott Burrell threw the ball down court from the far baseline to George for "The Miracle at the Meadowlands"...Chris Smith scored 23 points while Tate George had 12.

NAME	FGM-A	3FG-A	FTM-A	R	PF	TP	A	MIN
S. Tyson	5-8	0-0	1-3	4	0	11	2	22
D. Davis	6-10	0-0	3-5	17	2	15	0	33
E. Campbell	5-11	0-0	5-7	8	3	15	1	37
M. Cash	2-9	1-1	3-5	3	3	8	4	33
D. Forest	2-4	0-2	2-2	1	1	6	2	27
K. Howling	2-8	1-6	2-3	1	2	7	1	24
D. Young	1-2	1-2	0-0	1	1	3	0	9
S. Lastinger	1-2	1-1	0-0	1	1	3	1	4
R. Jones	0-0	0-0	0-0	0	1	0	0	2
W. Buckingham	1-2	0-0	0-0	2	2	2	0	8
C. Brown	0-0	0-0	0-0	0	0	0	0	1
TOTALS	25-56	4-12	16-25	40	16	70	11	200

NAME	FGM-A	3FG-A	FTM-A	R	PF	TP	A	MIN
S. Burrell	2-9	0-0	5-6	15	3	9	1	32
N. Henefeld	1-3	0-1	0-0	3	4	2	3	22
T. Walker	1-2	0-0	0-0	2	4	2	0	14
C. Smith	8-14	4-6	3-3	3	2	23	5	33
T. George	5-12	0-1	2-2	1	2	12	4	30
J. Gwynn	4-13	0-2	1-2	1	1	9	0	17
M. Williams	0-1	0-0	0-0	0	2	0	1	10
R. Sellers	2-3	0-0	0-1	3	1	4	0	19
Lyman DePriest	4-6	0-0	0-0	2	2	8	2	17
D. Cyruklik	1-1	0-0	0-1	0	2	2	0	6
TOTALS	28-64	4-10	11-15	36	23	71	16	200

Halftime Score - Connecticut 38, Clemson 29; Team Rebounds - Connecticut 6, Clemson 2; Turnovers - Connecticut 19, Clemson 20; Technicals - Clemson - Davis; Attendance - 19,546 (Sellout); Game Officials - Jim Bain, Jim Stupin, David Bair.

MARCH 24, 1990
EAST REGION CHAMPIONSHIP
DUKE 79, CONNECTICUT 78 (OT)
MEADOWLANDS ARENA
EAST RUTHERFORD, NJ

UConn makes its second appearance in the Final Eight...Duke's Christian Laettner hits a jump shot with one second left to give the Blue Devils the win...The lead changed six times in overtime and eight times in the second

half...Nadav Henefeld and John Gwynn each scored 15 points while Scott Burrell had 12.

NAME	FGM-A	3FG-A	FTM-A	R	PF	TP	A	MIN
R. Brickey	1-4	0-0	0-0	1	2	2	1	14
C. Laettner	7-8	0-0	9-11	5	3	23	2	38
A. Abdelnaby	9-16	0-0	9-12	14	2	27	0	37
P. Henderson	7-20	4-10	3-3	3	2	21	1	42
B. Hurley	0-9	0-2	3-4	2	3	3	8	43
B. McCaffrey	0-2	0-0	1-2	1	0	1	1	5
G. Koubek	0-1	0-1	0-0	2	0	0	0	6
B. Davis	1-2	0-0	0-0	3	4	2	1	23
T. Hill	0-2	0-0	0-0	3	0	0	1	17
TOTALS	25-64	4-13	25-32	36	16	79	15	225

NAME	FGM-A	3FG-A	FTM-A	R	PF	TP	A	MIN
S. Burrell	6-10	0-0	0-0	5	5	12	1	22
N. Henefeld	5-10	1-4	4-4	6	3	15	4	44
R. Sellers	0-1	0-0	1-2	5	3	1	0	24
C. Smith	4-16	1-4	2-2	4	1	11	5	42
T. George	4-8	1-2	0-0	2	4	9	4	27
J. Gwynn	6-15	0-4	3-3	4	3	15	1	28
M. Williams	0-0	0-0	0-0	0	0	0	0	1
L. DePriest	1-1	0-0	0-0	3	4	2	0	11
T. Walker	4-5	0-0	1-1	5	3	9	1	21
D. Cyruklik	2-2	0-0	0-0	1	0	4	0	5
TOTALS	32-68	3-14	11-12	45	26	78	16	225

Halftime Score - Duke 37, Connecticut 30; End of Regulation - Duke 72, Connecticut 72; Team Rebounds - Connecticut 10, Duke 2; Turnovers - Connecticut 19, Duke 12; Technicals - None; Attendance - 19,546 (Sellout); Game Officials - Ed Hightower, Gordon Birk, David Hall.

MARCH 10, 1979
EAST REGION SECOND ROUND
SYRACUSE 89, CONNECTICUT 81
PROVIDENCE CIVIC CENTER
PROVIDENCE, RI

After this loss, Huskies moved on to compete in the BIG EAST starting in '79-80...Freshmen Mike McKay (21 points) and Cory Thompson (19 points) led UConn's scoring attack...Dom Perno's only appearance in the NCAA Tourney as head coach of Connecticut.

NAME	FGM-A	FTM-A	R	PF	A	TP
M. McKay	4-17	13-14	8	4	2	21
C. Thompson	7-18	4-4	12	1	1	18
J. Carr	5-11	7-10	13	4	0	17
C. Johnson	1-7	0	1	2	4	2
R. LaVigne	6-15	0	3	1	3	12
J. Sullivan	0-2	0	1	2	1	0
B. Dulin	1-6	3-3	0	4	2	5
J. Fearon	3-4	0	3	1	1	6
TOTALS	27-80	27-31	46	21	14	81

NAME	FGM
------	-----

UCONN'S NCAA TOURNAMENT HISTORY

ALL-TIME NCAA TOURNAMENT BOX SCORES & RECAPS

"Sweet Sixteen" since 1964...Only NCAA appearance for UConn head coach Dee Rowe.

RUTGERS

NAME	FGM-A	FTM-A	R	A	PF	TP
P. Sellers	4-13	0-2	5	3	3	8
J. Bailey	0-4	0-2	4	1	4	0
E. Jordan	6-10	6-6	5	5	1	18
M. Dabney	8-16	2-4	6	0	2	18
H. Copeland	8-11	0-0	4	0	5	16
S. Nance	0-1	0-0	0	0	0	0
M. Conlin	0-0	0-0	1	0	3	0
J. Kleinbaum	0-2	0-0	2	0	0	0
S. Hefe	7-9	0-0	7	2	2	14
A. Anderson	6-16	7-9	11	0	2	19
TOTALS	39-82	15-23	45	11	22	93

CONNECTICUT

NAME	FGM-A	FTM-A	R	A	PF	TP
J. Whelton	6-14	2-3	0	1	3	14
A. Weston	8-17	8-8	5	1	2	24
J. Thomas	2-8	2-4	19	3	4	6
T. Hanson	10-17	3-3	9	0	4	23
J. Carr	1-3	2-2	1	0	1	4
R. Lavigne	0-1	0-0	0	0	0	0
J. Abromaitis	2-6	0-0	9	0	3	4
B. Harris	1-4	2-2	0	0	1	4
L. Kelly	0-3	0-0	1	0	1	0
TOTALS	30-73	19-22	44	5	19	79

Halftime Score - Rutgers 53, Connecticut 47; Team Rebounds- Rutgers 7, Connecticut 0.

MARCH 11, 1967 EAST REGION FIRST ROUND BOSTON COLLEGE 48, CONNECTICUT 42 KINGSTON, RI

UConn slowed down the game in the first half, but BC forced Husky mistakes in the second half allowing for the win...The Eagles shot 61.5% (16-26) from the field...Wes Bialosuknia scored team-high 15 points in his final game as a Husky...Eagles paced by Steve Adelman's game-high 16 points.

CONNECTICUT

NAME	FGM-A	FTM-A	R	PF	TP
B. Holowaty	3-7	2-2	9	1	8
D. Thompson	1-2	2-3	1	1	4
B. Corley	3-3	0-3	6	5	6
W. Bialosuknia	5-15	5-5	2	3	15
T. Penders	2-3	1-1	0	5	5
R. Ritter	2-4	0-0	0	0	4
P.J. Curran	0-1	0-0	0	1	0
TOTALS	16-35	10-14	20	16	42

BOSTON COLLEGE

NAME	FGM-A	FTM-A	R	PF	TP
J. Kissane	4-5	2-3	8	2	10
S. Adelman	5-7	6-7	1	1	16
W. Wolters	3-5	1-2	4	3	7
B. Evans	1-3	3-6	0	3	7
J. Kvanec	3-3	2-4	1	4	8
T. Driscoll	0-2	2-3	2	2	0
S. Kelleher	0-1	0-0	1	0	0
TOTALS	16-26	16-25	22	15	48

Halftime Score - Boston College 14, Connecticut 13; Team Rebounds - Boston College 5, Connecticut 2; Attendance - 5,114.

MARCH 8, 1965 EAST REGION FIRST ROUND ST. JOSEPH'S 67, CONNECTICUT 61 THE PALESTRA PHILADELPHIA, PA

Toby Kimball grabs a game-high 29 rebounds to take the national rebounding title by one...Kimball also chipped in 21 points...St. Joseph's Matt Guokas (former NBA head coach) scored a team-high 19 points...Loss ended Husky win streak at 15 games...Huskies end year with 23-3 record.

ST. JOSEPH'S

NAME	FGM-A	FTM-A	R	A	PF	TP
Ford	6-14	2-3	4	1	4	14
Duff	5-11	0-1	6	1	1	10
Anderson	5-15	2-3	12	3	2	12
Oakes	3-9	0-1	3	3	4	6
Guokas	7-12	5-5	5	6	2	19
McKenna	2-2	2-2	4	2	1	6
Chapman	0-0	0-0	0	0	0	0
TOTALS	28-63	11-15	34	16	14	67

CONNECTICUT

NAME	FGM-A	FTM-A	R	A	PF	TP
Hesford	7-12	0-1	6	4	1	14
Ritter	3-10	1-2	2	3	2	7
Kimball	9-15	3-3	29	2	3	21
Curran	0-0	0-1	0	0	2	0
Bialosuknia	5-18	3-4	1	1	3	13
Penders	2-6	2-5	4	0	2	6
Thompson	0-2	0-0	1	1	0	0
TOTALS	26-63	9-16	43	11	13	61

Halftime Score - Connecticut 33, St. Joseph's 26; Team Rebounds - Connecticut 3, St. Joseph's 3; Attendance - 9,282.

MARCH 9, 1964 EAST REGION FIRST ROUND CONNECTICUT 53, TEMPLE 48 THE PALESTRA PHILADELPHIA, PA

Owls led by Bill Kelley's 16 points effort...Connecticut paced by Dan Hesford and Bill DellaSala who each scored 14 points...Temple's Jim Williams grabbed a game-high 20 rebounds...Toby Kimball had team-high 17 boards for the

Huskies...Connecticut was only 7 of 15 from the line.

TEMPLE

NAME	FGM-A	FTM-A	R	A	PF	TP
D. Fitzgerald	5-13	0-1	9	1	2	10
V. Richardson	3-10	0-0	7	1	2	6
J. Williams	4-15	3-4	20	1	3	11
B. Kelley	7-14	2-2	4	2	3	16
B. Harrington	1-10	3-4	0	1	2	5
F. Bishop	0-0	0-0	1	1	1	0
E. Sneath	0-0	0-0	0	0	0	0
TOTALS	20-62	8-11	41	7	13	48

CONNECTICUT

NAME	FGM-A	FTM-A	R	A	PF	TP
Hesford	5-12	4-5	6	5	1	14
Kimball	6-21	0-4	17	0	1	12
Slomcenski	5-11	3-4	14	1	2	13
Perno	0-8	0-1	1	3	2	0
Ritter	0-1	0-0	1	0	0	0
Dellasala	7-13	0-1	8	2	1	14
Whitney	0-0	0-0	0	0	0	0
TOTALS	23-66	7-15	47	11	7	53

Halftime Score - Temple 26, Connecticut 24; Team

Rebounds - Temple 5, Connecticut 3.

MARCH 14, 1964 EAST REGION SEMIFINALS CONNECTICUT 52, PRINCETON 50 RALEIGH, NC

UConn paced by Toby Kimball's 16 point, 13 rebound effort...All-American Bill Bradley scored 22 points for Princeton in a losing cause...Former UConn head coach Dom Perno (12 points) stole the ball from Bradley with seconds to go to secure the victory.

CONNECTICUT

NAME	FGM-A	FTM-A	R	A	PF	TP	MIN
D. Hesford	1-2	1-1	1	0	4	3	27
D. Perno	4-15	4-5	3	3	2	12	40
A. Ritter	5-9	0-0	0	0	1	10	37
T. Kimball	6-11	4-8	13	0	2	16	40
E. Slomcenski	1-4	5-5	8	1	1	7	40
W. Dellasala	2-3	0-0	3	0	1	4	16
TOTALS	19-44	14-19	28	4	11	52	200

PRINCETON

NAME	FGM-A	FTM-A	R	A	PF	TP	MIN
D. Rodenbach	3-6	0-0	0	0	0	6	25
B. Harlow	5-13	0-0	7	0	0	10	40
D. Roth	0-0	0-0	0	0	1	0	10
B. Bradley	6-15	10-11	10	1	2	22	40
W. Uhle	2-5	0-0	4	1	1	4	30
B. Howard	1-3	0-0	3	0	3	2	19
E. Steube	1-4	0-0	0	0	2	2	13
W. Kingston	1-1	0-0	0	0	1	2	2
D. Niemann	1-1	0-0	1	1	2	2	21
TOTALS	20-48	10-11	25	3	13	50	200

Halftime Score - Connecticut 28, Princeton 27; Team Rebounds - Connecticut 3, Princeton 3.

MARCH 16, 1964 EAST REGION CHAMPIONSHIP DUKE 101, CONNECTICUT 54 RALEIGH, NC

First ever Connecticut team to advance past NCAA Tournament second round...Blue Devils shot 57% (43-75) from the field while the Huskies shot 30% (21-69)...All 13 Blue Devil players scored, led by Jeff Mullins 30 points...Duke shot 66% from the floor in the first half.

DUKE

NAME	FGM-A	FTM-A	R	A	PF	TP	MIN
D. Ferguson	3-4	0-0	1	6	1	6	22
J. Buckley	5-7	2-3	6	2	3	12	30
H. Tison	4-8	6-7	8	2	3	14	27
B. Harrison	2-6	1-1	2	1	0	5	23
J. Mullins	14-23	2-2	8	5	1	30	33
J. Marin	2-3	0-0	0	1	5	4	9
S. Vacendak	7-7	0-0	3	1	1	14	16
R. Herbster	2-3	0-1	2	2	3	4	14
B. Kitching	1-6	0-1	2	0	1	2	9
F. Harscher	2-3	1-1	3	0	2	5	6
T. Mann	0-3	2-3	5	0	0	2	6
R. Cox	1-2	1-2	1	2	1	3	5
TOTALS	43-75	15-21	41	22	21	101	200

CONNECTICUT

NAME	FGM-A	FTM-A	R	A	PF	TP	MIN
D. Hesford	3-6	1-1	3	1	2	7	22
D. Perno	2-7	1-3	3	3	2	5	32
A. Ritter	4-8	0-0	0	0	1	8	25
T. Kimball	6-21	6-8	14	1	3	18	36
E. Slomcenski	1-5	1-2	6	1	1	3	25
K. Whitney	0-3	1-3	0	0	1	1	12
W. Dellasala	3-5	1-1	1	2	3	7	12
C. Wilcomb	1-4	0-1	1	0	0	2	12
K. Libertoff	0-5	1-3	2	1	2	1	9
T. Capiga	1-4	0-0	1	0	3	2	8
C. Talbott	0-1	0-0	1	0	0	0	4
D. Stanek	0-0	0-1	0	0	0	0	3
TOTALS	21-69	12-23	32	9	18	54	200

Halftime Score - Duke 62, Connecticut 27; Team Rebounds - Duke 19, Connecticut 15.



UConn standout Toby Kimball, far right, meets with Princeton standout Bill Bradley, second from right, before the Huskies and Tigers met in the 1964 NCAA Sweet 16 in Raleigh, NC.

UCONN'S NCAA TOURNAMENT HISTORY

ALL-TIME NCAA TOURNAMENT BOX SCORES & RECAPS

MARCH 11, 1963
EAST REGION FIRST ROUND
WEST VIRGINIA 77, CONNECTICUT 71
PHILADELPHIA, PA

Interim coach George Wigton replaces long-time Connecticut head coach Hugh S. Greer after untimely death in middle of the season... Three Huskies score in double figures including Toby Kimball's 19 points, Dom Perno's 16 points and Dale Comey's 17 points...Tom Lowry had 18 points for WV.

WEST VIRGINIA	NAME	FGM-A	FTM-A	R	A	PF	TP
	Catlett	3-5	1-1	3	0	4	7
	Wolfe	0-3	1-1	1	3	0	1
	Louvre	7-11	5-7	13	1	3	19
	McCormick	6-11	3-3	5	3	4	15
	Thorn	8-17	1-3	7	2	0	17
	Lintz	0-1	2-2	6	2	3	2
	Maphis	2-7	1-3	4	1	0	5
	Cluck	1-2	0-1	2	0	2	2
	Ray	1-4	7-8	2	0	2	9
	Weir	0-0	0-0	0	0	1	0
TOTALS		28-61	21-29	43	12	19	77

CONNECTICUT	NAME	FGM-A	FTM-A	R	A	PF	TP
	Manning	4-13	1-2	10	2	2	9
	Kimball	8-14	3-7	19	1	4	19
	Slomcenski	1-6	0-1	9	0	5	2
	Perno	4-14	8-10	4	4	2	16
	Czuchry	0-2	2-2	0	1	0	2
	Comey	8-17	1-3	1	0	3	17
	Haines	0-3	0-0	3	0	1	0
	Hulteen	1-6	4-4	3	0	3	6
TOTALS		26-75	19-29	49	8	20	71

Halftime Score -West Virginia 42, Connecticut 40; Team Rebounds - Connecticut 5, West Virginia 3; Attendance- 9,236.

MARCH 8, 1960
EAST REGION FIRST ROUND
NEW YORK UNIVERSITY 78, CONNECTICUT 59
MADISON SQUARE GARDEN
NEW YORK, NY

Huskies shoot only 28% from the field while NYU goes 30-for-64 (47%)... NYU outrebounds the Huskies 57-42...Al Barden leads NYU with 23 points... Jack Rose paces Connecticut with 15 points...NYU loses to eventual National Champion Ohio State (76-54) in the Final Four.

NEW YORK UNIVERSITY	NAME	FGA-M	FTA-M	R	A	PF	TP
	Barden	15-8	8-7	12	2	2	23
	Filardi	3-0	3-1	4	1	2	1
	Sanders	10-5	2-1	15	4	3	11
	Paprocky	12-5	1-0	2	2	2	10
	Cunningham	13-8	2-2	6	2	1	18
	Reiss	5-1	6-6	8	1	2	8
	Loche	1-1	0-0	0	0	2	2
	Lodinoff	1-0	0-0	0	0	1	0
	DiNapoli	0-0	0-0	1	0	1	0
	Murphy	1-0	0-0	3	0	1	0
	Bigelow	0-0	0-0	0	0	0	0
	Keith	1-0	0-0	0	0	1	0
	Regan	2-2	1-1	0	0	0	5
TOTALS		64-30	23-18	57	12	18	78

CONNECTICUT	NAME	FGA-M	FTA-M	R	A	PF	TP
	Sheldon	11-2	1-1	4	0	2	5
	Pipczynski	18-4	3-2	16	0	3	10
	Griffin	10-2	8-6	9	1	4	10
	Rose	20-6	3-3	4	0	1	15
	Uhl	4-2	3-3	3	2	4	7
	Martin	3-1	1-0	1	0	0	2
	Countryman	2-1	0	0	0	0	2
	Madison	3-1	0	0	0	0	2
	King	2-1	1-0	2	1	1	2
	Risley	1-1	2-2	0	0	0	4
	Kelly	0-0	0-0	0	0	0	0
TOTALS		75-21	22-17	42	4	15	59

Halftime Score - NYU 40, Connecticut 31; Team Rebounds - NYU 6, Connecticut 3; Attendance - 15,037.

MARCH 10, 1959
EAST REGION FIRST ROUND
BOSTON UNIVERSITY 60, CONNECTICUT 58
MADISON SQUARE GARDEN
NEW YORK, NY

UConn makes the tourney for the fourth-straight season and sixth time in school history...The Terriers were paced by Bob Cummings and John Leaman, who score 15 points each...The Huskies were led by Jack Rose's 28...BU lost to eventual national runner-up West Virginia...UConn ends the year with a 17-7 record.

BOSTON UNIVERSITY	NAME	FGM	FTM-A	PF	TP
	B. Cummings	5	5-6	2	15
	B. Gates	4	2-2	5	10
	E. Washington	1	6-8	2	8
	J. Leaman	5	5-8	4	15
	T. Stagis	1	2-2	5	4
	D. O'Connell	1	4-7	3	6
	H. Supriano	1	0-0	1	2
TOTALS		18	24-33	22	60

CONNECTICUT	NAME	FGM	FTM-A	PF	TP
	Pipczynski	2	1-1	2	5
	Davis	3	0-2	4	6
	Kelly	0	0-0	1	0
	Cooper	7	3-3	4	17
	Rose	5	18-21	5	28
	Risley	0	0-0	1	0
	Countryman	1	0-2	4	2
TOTALS		18	22-29	21	58

Halftime Score - Boston University 35, Connecticut 35.

MARCH 11, 1958
EAST REGION FIRST ROUND
DARTMOUTH 75, CONNECTICUT 64
MADISON SQUARE GARDEN
NEW YORK, NY

Dartmouth is paced offensively by Rudy LaRusso and Chuck Kaufman, who score 24 points each...UConn is led by Jack Rose and Paul Kaspar, who each drop in 17 points apiece...The Huskies shoot only 24 of 74 from the field (32.4%)

DARTMOUTH	NAME	FGM-A	FTM-A	R	PF	TP
	Carruthers	2-5	1-1	5	0	5
	Hanson	1-1	0-0	1	2	2
	LaRusso	10-13	4-5	10	3	24
	Douglas	0-0	0-1	1	1	0
	Aley	4-9	2-2	4	4	10
	Fahrsworth	0-1	0-0	2	0	0
	Kaufman	10-20	4-10	4	2	24
	Vandeweghe	1-3	1-2	5	3	3
	Hobbie	0-1	0-0	0	0	0
	Sosnowski	2-6	1-1	4	1	5
	Gavitt	1-8	0-0	4	0	2
	Jones	0-0	0-0	0	0	0
TOTALS		31-67	13-22	40	16	75

CONNECTICUT	NAME	FGM-A	FTM-A	R	PF	TP
	Pipczynski	0-3	2-2	5	1	2
	Kaspar	8-19	1-1	10	4	17
	Cooper	1-7	3-3	6	2	5
	Rose	7-18	3-3	4	2	17
	O'Connor	4-9	1-3	1	3	9
	Risley	0-2	0-0	1	0	0
	Brown	0-2	1-2	0	0	1
	Cross	1-1	2-2	0	0	4
	Schmidt	0-3	2-4	0	0	2
	Davis	2-4	1-2	7	1	5
	Martin	1-2	0-0	2	3	2
TOTALS		24-70	16-22	36	16	64

Halftime Score - Dartmouth 39, Connecticut 38.

MARCH 12, 1957
EAST REGION FIRST ROUND
SYRACUSE 82, CONNECTICUT 76
MADISON SQUARE GARDEN
NEW YORK, NY

The Orangemen were led by Gary Clark's 26 points and Vinnie Cohen's 24 points...Syracuse defeats Lafayette in the second-round (75-71) before losing to eventual national champion North Carolina in the quarterfinals (67-58)...Connecticut loses a 10-point lead with eight minutes remaining in the game... Jim O'Connor paces UConn with 21 points and Al Cooper adds 19.

CONNECTICUT	NAME	FGM	FTM-A	PF	TP
	Quinn	6	2-2	0	14
	Schmidt	5	4-4	3	14
	Cooper	9	1-3	3	19
	Davis	0	0-1	2	0
	Osborne	1	6-8	2	8
	O'Connor	8	5-6	2	21
TOTALS		29	18-24	12	76

SYRACUSE	NAME	FGM	FTM-A	PF	TP
	Clark	12	2-2	4	26
	Cohen	9	6-8	3	24
	Snyder	4	3-6	3	11
	Breland	4	2-2	1	10
	Albanese	1	2-4	2	4
	Cincebox	3	0-1	1	6
	Loudis	0	1-2	0	1
TOTALS		33	16-25	14	82

Halftime Score - Connecticut 37, Syracuse 35.

MARCH 13, 1956
EAST REGION FIRST ROUND
CONNECTICUT 84, MANHATTAN 75
MADISON SQUARE GARDEN
NEW YORK, NY

Connecticut entered the post-season as the Yankee Conference Champion... UConn wins its first NCAA tournament game ever in school history...The contest was played in Madison Square Garden...Ron Bushwell leads the Huskies to the win as he pumps in 24 points, including a perfect 10-for-10 from the free throw line...John Powers scores a game-high 26 points for Manhattan.

CONNECTICUT	NAME	FGM	FTM-A	PF	TP
	Quinn	5	2-2	3	12
	Ruddy	5	3-5	3	13
	Narracci	0	0-0	0	0
	Kaspar	9	5-8	2	23
	O'Leary	0	0-0	0	0
	Bushwell	7	10-10	1	24
	O'Connor	0	0-0	1	0
	Osborne	4	0-0	2	8
	Burns	2	0-0	2	4
TOTALS		32	20-25	14	84

MANHATTAN	NAME	FGM	FTM-A	PF	TP
	Paulson	7	5-5	3	19
	Murphy	2	2-4	0	6
	Martinsen	3	0-0	1	6
	Lombardo	4	2-2	5	10
	Joseph	0	1-2	1	1
	Powers	12	2-7	3	26
	O'Connor	2	0-0	1	4
	Cavanaugh	1	1-5	0	3
TOTALS		31	13-25	14	75

Halftime Score - Connecticut 40, Manhattan 35.

MARCH 16, 1956
EAST REGION SEMIFINAL
TEMPLE 65, CONNECTICUT 59
THE PALESTRA
PHILADELPHIA, PA

The Huskies took part in the second-round of the NCAAs for the first time in school history...Temple advanced with a first-round win over Holy Cross (74-72)...The Owls were paced by Hal Lear, who scored 40 points...Gordon Ruddy chipped in 19 points for the Huskies...Temple outrebound UConn 76-46...Connecticut was 23 of 83 from the field (27.7%).

CONNECTICUT	NAME	FGM-A	FTM-A	R	PF	A	TP
	Osborne	4-14	3-4	15	0	2	11
	Ruddy	8-23	3-5	9	1	0	19
	O'Connor	0-1	0-0	1	1	0	0
	Kaspar	1-8	2-5	6	3	3	4
	O'Leary	0-1	0-0	2	1	0	0
	Cherepy	1-2	0-1	1	1	0	2
	Quinn	6-15	4-5	5	4	3	16
	Bushwell	2-14	1-3	7	2	1	5
	Burns	1-5	0-1	0	0	1	2
TOTALS		23-83	13-24	46	13	10	59

TEMPLE	NAME	FGM-A	FTM-A	R	PF	A	TP
	D. Fleming	0-4	0-1	9	2	0	0
	H. Reinfeld	1-7	0-1	6	1	0	2
	J. Norman	2-6	2-4	10	5	1	6
	F. Cohen	5-21	0-1	34	3	3	10
	T. Van Patton	0-1	0-0	3	0	0	0
	G. Rodgers	1-15	5-7	5	3	13	7
	H. Lear	18-27	4-5	9	2	1	40
TOTALS		27-81	11-19	76	16	18	65

Halftime Score - Temple 38, Connecticut 27.



Paul Kaspar



John Pipczynski

UCONN'S NCAA TOURNAMENT HISTORY

ALL-TIME NCAA TOURNAMENT BOX SCORES & RECAPS

MARCH 17, 1956
EAST REGION THIRD PLACE GAME
DARTMOUTH 85, CONNECTICUT 64
THE PALESTRA
PHILADELPHIA, PA

Gene Booth scores a game-high 20 points to lead Dartmouth... UConn is paced by a trio of players in doubles figures (Gordon Ruddy 15 points, Paul Kasper 12 & Don Burns 11)...The Huskies' Billy O'Leary and Fran Quinn bump heads midway through the second half and both players miss the rest of the game.

DARTMOUTH						
NAME	FGM-A	FTM-A	R	PF	A	TP
Judson	4-11	0-0	2	2	4	8
Carruthers	6-12	4-5	3	2	1	16
Erwin	1-2	2-2	3	1	0	4
Fraser	1-2	0-0	0	0	0	2
Francis	6-12	2-3	12	2	2	14
Donahoe	1-4	0-0	6	2	2	2
Douglas	0-2	2-2	3	1	0	2
Booth	7-11	6-9	8	1	6	20
Julian	3-5	3-4	6	3	1	9
Blades	3-5	3-4	6	3	1	9
Jones	0-0	0-0	1	1	0	0
Markman	0-0	1-3	1	0	0	1
TOTALS	32-66	21-30	46	16	18	85
CONNECTICUT						
NAME	FGM-A	FTM-A	R	PF	A	TP
Osborne	1-7	2-2	11	0	3	4
Ruddy	4-16	7-10	13	4	1	15
Dube	0-3	0-0	1	1	1	0
Kiernan	0-0	0-0	1	0	0	0
Kaspar	4-6	4-7	4	4	0	12
Cherepy	1-1	0-0	1	0	0	2
O'Leary	1-3	1-2	6	1	0	3
Quinn	2-7	1-3	4	2	1	5
Bushwell	3-14	2-2	2	5	2	8
Burns	5-12	1-1	3	0	2	11
O'Connor	2-4	0-1	3	0	0	4
Narracci	0-2	0-0	0	2	0	0
TOTALS	23-77	18-28	49	18	10	64

Halftime Score - Dartmouth 46, Connecticut 34.

MARCH 8, 1954
EAST REGION FIRST ROUND
NAVY 85, CONNECTICUT 80
BUFFALO, NY

Navy was led by John Clune, who scored 42 points in the win... UConn was paced by Worthy Patterson, who scored 21 points and Art Quimby, who scored 19 points...UConn ended its season with a then-school record 23 wins and only three losses.

CONNECTICUT				
NAME	FGM	FTM-A	PF	TP
Patterson	7	7-8	5	21
Ahearn	2	2-4	2	6
Quimby	8	3-7	1	19
O'Brien	0	0-0	1	0
Zima	2	2-2	1	6
Watson	2	2-2	4	6
Jones	2	1-1	1	5
Ruddy	4	4-5	2	12
Bushwell	2	1-1	5	5
Braverman	0	0-0	0	0
TOTALS	29	22-30	22	80
NAVY				
NAME	FGM	FTM-A	PF	TP
D. Lange	8	2-2	4	18
J. Clune	16	10-11	3	42
E. Hogan	5	1-3	3	11
W. Hoover	2	1-3	2	5
L. Wigley	0	6-7	4	6
K. McCally	0	0-0	1	0
D. Sandlin	0	0-0	0	0
W. Slattery	0	0-0	1	0
T. Wells	0	2-5	4	2
J. McDonnell	0	0-0	0	0
B. Thompson	0	1-1	0	1
J. DeGross	0	0-0	0	0
TOTALS	31	23-32	22	85

Halftime Score - Connecticut 40, Navy 38.

MARCH 20, 1951
EAST REGION FIRST ROUND
ST. JOHN'S 63, CONNECTICUT 52
MADISON SQUARE GARDEN
NEW YORK, NY

St. John's derailed the Huskies in their first-ever postseason appearance in New York's old Madison Square Garden...Bob Zawoluk scored 18 points and had 18 rebounds for the Redmen... Vin Yokabaskas paced Connecticut with 22 points...St. John's then lost to eventual champion Kentucky (59-43).

ST. JOHN'S						
NAME	FGM-A	FTM-A	R	PF	A	TP
Dombrosky	6-13	5-5	10	0	1	17
O'Shea	0-0	0-0	0	0	0	0
McGuire	0-0	0-1	4	2	1	0
MacGilvray	2-8	5-8	13	3	1	9
McCool	0-1	0-0	0	0	0	0
Zawoluk	7-18	4-5	18	3	2	18
Giancontieri	0-0	0-0	0	1	0	0
McMahon	5-12	0-0	5	3	2	10
Noonan	0-0	0-0	0	0	1	0
Mulzoff	2-7	1-1	3	5	5	5
Dunn	2-4	0-0	3	2	2	4
McAndrews	0-0	0-0	0	0	0	0
TOTALS	24-63	15-20	56	19	15	63
CONNECTICUT						
NAME	FGM-A	FTM-A	R	PF	A	TP
Yokabaskas	7-15	8-11	3	2	3	22
Widholm	2-5	3-3	6	5	3	7
Silverstein	0-1	0-0	0	0	0	0
Demir	0-0	0-0	0	1	0	0
Ebel	5-12	2-3	4	1	0	12
Fleischman	0-2	0-0	0	0	0	0
Kleckner	1-3	0-0	3	1	4	2
Clark	1-6	0-1	3	3	2	2
Brouker	0-2	0-0	1	1	0	0
Gates	3-17	1-3	1	2	3	7
TOTALS						

Halftime Score - St. John's 34, Connecticut 19.



2022-23 UCONN HUSKIES

Front row (l-r): Andre Johnson Jr., Joey Calcaterra, Tristen Newton, Jordan Hawkins, Andre Jackson Jr., Nahiem Alleyne, Hassan Diarra, Andrew Hurley.

Second row (l-r): Emmett Hendry, Apostolos Roumoglou, Richie Springs, Samson Johnson, Donovan Clingan, Adama Sanogo, Yarin Hasson, Alex Karaban.