

# UCONN<sup>®</sup>

## BASKETBALL

2021-22



# MEN'S BASKETBALL MEDIA GUIDE



**BIG  
EAST**  
CONFERENCE





# 2021-22 UConn Huskies



**JALEN GAFFNEY**  
Jr. G 6-3 180  
Columbus, N.J.



**RAHSOOL DIGGINS**  
Fr. G 6-2 175  
Philadelphia, Pa.



**R.J. COLE**  
Gr. G 6-1 185  
Union, N.J.



**TYRESE MARTIN**  
Sr. G-F 6-6 215  
Allentown, Pa.



**ISAIAH WHALEY**  
Gr. F 6-9 225  
Gastonia, N.C.



**AKOK AKOK**  
R-Jr. F 6-9 200  
Manchester, N.H.



**TYLER POLLEY**  
Gr. F 6-9 200  
Miramar, Fla.



**RICHIE SPRINGS**  
R-So. F 6-9 225  
Brooklyn, N.Y.



**COREY FLOYD JR.**  
Fr. G 6-3 210  
Franklin, N.J.



**ANDREW HURLEY**  
So. G 6-1 170  
Glastonbury, Conn.



**ADAMA SANOGO**  
So. F 6-9 240  
Bamako, Mali




**JORDAN HAWKINS**  
Fr. G 6-5 175  
Gaithersburg, Md.



**SAMSON JOHNSON**  
Fr. F 6-10 200  
Lome, Togo



**MATT GARRY**  
Sr. G 6-5 190  
Southington, Conn.



**ANDRE JACKSON**  
So. G 6-6 205  
Amsterdam, N.Y.



**DAN HURLEY**  
Head Coach



**KIMANI YOUNG**  
Associate Head Coach



**TOM MOORE**  
Assistant Coach



**LUKE MURRAY**  
Assistant Coach

# UConn Men's Basketball 2021-22 Media Guide







**UCONN INFORMATION**

Location.....**Storrs, Conn.**  
 Enrollment.....**27,721**  
 Founded.....**1881**  
 Interim President.....**Dr. Andrew Agwunobi**  
 Ath. Director.....**David Benedict**  
 Conference.....**Big East**  
 Home Courts.....  
     **Gampel Pavilion (10,167)**  
     **XL Center (15,564)**  
 Nickname.....**Huskies**  
 Colors.....**National Flag Blue (Navy) & White**  
 Website.....**uconnhuskies.com**  
 Facebook.....**@UConnMBB**  
 Twitter.....**@UConnMBB**

**TEAM INFORMATION**

2020-21 overall record.....**15-8**  
 2020-21 conference (BIG EAST) record .....**11-6 (3rd)**  
 2021 BIG EAST Championship.....**1-1**  
 2021 NCAA Tournament.....**0-1**  
 Starters returning/lost.....**4/1**  
 Scholarship players returning/lost .....**9/3**  
 Office phone.....**860-486-2720**

**COACHING STAFF**

Head Coach.....  
     **Dan Hurley (Seton Hall '96)**  
 Record at school/years.....**50-37/3**  
 Career record/years.....**201-12/11**  
 Associate Head Coach.....  
     **Kimani Young (UTEP '98)**  
 Assistant Coaches.....  
     **Tom Moore (Boston U. '87)**  
     **Luke Murray (Fairfield '07)**  
 Asst. AD for Basketball Operations....  
     **Eric Youncofski (Rhode Island '15)**  
 Director of Recruiting/Video.....  
     **Tripp Doherty (Fairfield '14)**  
 Director of Player Development....  
     **Taliek Brown (UConn '13)**  
 Director of Sports Performance...  
     **Gavin Roberts (Purdue '13, '15)**  
 Athletic Trainer..... **James Doran**  
     **(San Diego St. '98, Wyoming '00)**

**ATHLETIC**

**COMMUNICATIONS**

Assistant Director/  
 Primary Basketball Contact.....  
     **Phil Chardis**  
 Email.....**phil.chardis@uconn.edu**  
 Office phone.....**860-486-3531**  
 Cell phone.....**860-771-3314**  
 Secondary Contact.....**Pat McKenna**  
 Email.....**patrick.mckenna@uconn.edu**  
 Office phone.....**860-486-2394**  
 Cell phone.....**860-420-7311**



**THE COACHING STAFF**

Head Coach Dan Hurley.....4  
 Associate Head Coach Kimani Young.....8  
 Assistant Coach Tom Moore.....9  
 Assistant Coach Luke Murray.....10  
 Staff.....11-12

**2021-22 SEASON PREVIEW**

2021-22 Schedule.....13  
 BIG EAST Information.....14-15  
 A Look Ahead.....16

**THE PLAYERS**

2021-22 Roster.....20  
 Tyler Polley.....21  
 Isaiah Whaley.....23  
 R.J. Cole.....25  
 Tyrese Martin.....27  
 Akok Akok .....29  
 Jalen Gaffney.....31  
 Richie Springs.....33  
 Andre Jackson.....35  
 Adama Sanogo.....37  
 Rahsool Diggins.....39  
 Corey Floyd Jr. ....40  
 Jordan Hawkins.....41  
 Samson Johnson.....42  
 Matt Garry.....43  
 Andrew Hurley.....44  
 TV/Radio Roster.....45

**2020-21 SEASON REVIEW**

A Glance Back.....46-47  
 2020-21 Final Statistics.....48

2020-21 Box Scores.....71

**HOMES OF THE HUSKIES**

Home Venues.....77  
 Werth Family Champions Center.....78  
 UConn On The Air.....80

**UCONN HISTORY**

Coaching History.....82  
 All-Time Results.....83  
 Postseason Results.....100  
 Series Histories.....105  
 100-point, OT games.....114  
 UConn in the Polls.....116  
 Vs. Nationally-Ranked Teams.....118

**UCONN RECORD BOOK**

Career Records.....122  
 1,000-Point Scorers.....124  
 Single-Season Records.....125  
 Single-Game Records.....130  
 BIG EAST Conference Records.....133  
 XL Center, Gampel Records.....134  
 Triple-Doubles, Double-Doubles.....136


**LETTERWINNER HISTORY**

All-Time Letterwinners.....142  
 Hall of Fame, Huskies of Honor.....154  
 Individual Honors, Awards.....155  
 All-Time Uniform Numbers.....157

**HUSKIES IN THE NBA**

NBA Draft History.....158





# The Coaching Staff



# Dan HURLEY

**Head Coach**  
*4th year at UConn*

Despite the most uncertain of seasons in 2020-21 that included stops and starts, shutdowns and restarts, cancellations, postponements and rescheduling, UConn men's basketball coach Dan Hurley continued to move the program forward.

The Huskies had three lengthy shutdowns and 10 games either cancelled or postponed, but still they posted the best winning percentage (.652) of Hurley's three years at UConn, finished third in their first season back in the BIG EAST Conference, cracked the Top 25, and, perhaps most importantly, earned a berth in the NCAA Tournament for the first time in five years.

The influx of talent from a third consecutive Top 20 recruiting class promises to keep the Huskies' trajectory on the rise in Year Four of the Hurley Era.

UConn's 15-8 record in 2020-21, which included Hurley's milestone



*Director of Athletics David Benedict, left, and then-President Susan Herbst, right, introduce Dan Hurley as men's basketball coach.*







200th career coaching victory, lifted his 11-year coaching record to 201-142 (.586) and his mark at UConn to 50-37 (.575). When you eliminate the first season at each of his three head coaching positions, which he had to spend stopping the bleeding at struggling programs, his winning percentage rises to an impressive .653 (164-87).

The eight losses in 2020-21 were by an average margin of just 6.5 points per game and four of them occurred while top player James Bouknight was out with injury.

The third-place BIG EAST finish was UConn's highest conference finish in seven years and Hurley's players made their presence felt in the team's first year, with a First Team All-Conference pick, an All-Freshman Team selection, the conference's co-Defensive Player of the Year and Sixth Man of the Year awards.

The 2020-21 season continued a path of progress that UConn has followed since Hurley took over the UConn program in March, 2018.

In 2019-20, the Huskies posted the program's first winning season (19-12), the most overall victories, and the most conference wins in four years and, when the season was abruptly stopped by the coronavirus pan-

dem, UConn was on a five-game winning streak to close the regular season and had major momentum heading into the American Athletic Conference Championship. With seven losses by four points or less – including four in overtime, two of them in double overtime – the Huskies' record could easily have been even more impressive.

Hurley became the 19th head coach in the history of UConn basketball on March 22, 2018, when he accepted the challenge of resurrecting a program that had suffered two consecutive losing seasons. It didn't take long for him to put his stamp on the program. Three games into his first season as the head coach of the Huskies in 2018-19, the team had three victories, including its first win over a nationally-ranked opponent in three years.

As the architect of two previous college basketball rebuilding projects, however, Hurley was well-aware that the challenge of returning the four-time NCAA champion Huskies to national prominence wasn't going to be that easy. As with his two other program turnarounds, there clearly was going to be struggles and growing pains, and UConn's final 16-17 record, while disappointing, was not all that surprising.

Although he was a national recruit coming out of St. Anthony High School and he put together an impressive college playing career at Seton Hall, it is as a coach that Hurley has made the basketball world take notice, as a program-builder and a positive guiding force for young men. While still a youthful coach in college basketball terms, Hurley has already taken charge of four struggling hoop programs – St. Benedict's Prep, Wagner College, the University of Rhode Island, and UConn -- and built them into competitors on the national stage.

Hurley is a product of one of the most well-known basketball families in the country, led by his father, Bob Sr., a Naismith Memorial Basketball Hall of Fame inductee following a legendary high school coaching career at powerhouse St. Anthony in Jersey City (N.J.) and including older brother Bobby, an All-American and two-time National Champion player at Duke, who played for five years in the NBA, and is currently the head coach at Arizona State.

While following in those giant sneaker prints has understandably never been an easy task, Dan Hurley has always embraced the challenge and built himself an extremely impressive basketball resume in the process.

Hurley came to UConn following six years at Rhode Island, where he took a program that went 7-23 in the season before he arrived to a combined 51-18 mark and two NCAA Tournament appearances in his final two years, URI's first NCAA appearances in 18 years. In each year, Hurley guided the Rams to a first-round NCAA tourney victory.

In 2017-18, Hurley's URI team posted a 26-8 record, the most wins by a Rams team in eight years, which included a 16-game winning streak, the second-longest in school history. Rhode Island swept to the Atlantic 10 regular-season title with a 15-3 mark, and spent seven weeks ranked in the national polls, rising as high as No. 14 in the USA Today Coaches poll. Earning a No. 7 seed in the NCAA Tournament, URI defeated Oklahoma in the first round before bowing to second-seeded Duke. Hurley was named Atlantic 10 Coach of the Year, earned his second USBWA District I Coach of the Year Award and sent two of his players to NBA teams, Jared Terrell to the Timberwolves and E.C. Matthews to the Grizzlies.

The previous season, Hurley took Rhode Island to a 25-10 record, earning an automatic NCAA tourney bid by capturing the Atlantic 10 Championship. The 11th-seeded Rams upset sixth-seeded Creighton in the NCAA first round before suffering a three-point loss to No. 3 seed Oregon.

Despite a rash of injuries that decimated his 2015-16 team, Hurley still managed to post a winning 17-15 record and place his team among the national leaders in scoring defense, allowing just 64.8 points per game. That followed a banner 23-10 season



## 2021-22 UCONN MEN'S BASKETBALL / COACHING STAFF

in 2014-15, during which URI led the nation in three-point percentage defense (.265) and ranked ninth in overall defensive efficiency. That team put Rhody back in the national picture, earning an NIT berth and reaching the second round before losing to eventual NIT champion Stanford, bringing Hurley his first USBWA District I Coach of the Year Award.

In his six seasons in Rhode Island, Hurley's teams were a combined 113-82 (.579), but an even more impressive 91-43 (.679) with two NCAA appearances and an NIT berth during his last four years.

Previous to his tenure in Kingston, Hurley spent two years at his first Division I head coaching job at Wagner College in the Northeast Conference. Taking over a program that had just five wins in 2009-10, Hurley immediately upped the win total to 13 in his first season of 2010-11 and nearly doubled that total to a 25-6 mark in 2011-12. His overall record in the Northeast Conference was 24-12.

Wagner was not Hurley's first college basketball coaching experience. After graduating from Seton Hall in 1996 and spending a season as an assistant coach under his father at St. Anthony, he was hired as an assistant coach at Rutgers and remained there for four years. When Rutgers decided to change coaching staffs, Hurley opted to go back to the high school level and took over the



basketball program at St. Benedict's Prep in Newark, N.J., in 2001.

It was at St. Benedict's, where he also taught history, that Hurley maintains he really learned his craft, building the program into a national prep school powerhouse. In nine seasons, Hurley compiled a sterling 223-21 record, with four Top Five finishes in the national rankings. He coached four McDonald's All-Americans as well as future NBA players J.R. Smith, Tristan Thompson, and Lance Thomas.

Following the 2009-10 season, Hurley was more than prepared to advance to the college level and accepted the job at Wagner.

Born (1/16/73) and raised in in Jersey City, Hurley was an outstanding high school player at St. Anthony, leading the team to a 31-1 record and a No. 2 national ranking as a senior. At Seton Hall, he played under head coaches P.J. Carlesimo and George Blaney, amassing career totals of 1,070 points and 437 assists and helping the Pirates to three NCAA Tournament appearances and an NIT berth during his career. Following his graduation in 1996, Hurley went directly into coaching, joining his father at St. Anthony for one year before heading into the college ranks at Rutgers.

Dan and wife Andrea, who met while both were attending Seton Hall, are the parents of two sons, Danny, also a Seton Hall graduate, and Andrew, a sophomore at UConn.



The Hurley Family (from left), Bob, Danny, Dan, Andrea, Chris, Andrew.



## DAN HURLEY COACHING FILE

1996-97 St. Anthony's (Asst. Coach)  
 1997-2001 Rutgers University (Asst. Coach)  
 2001-2010 St. Benedict's Prep (Head Coach, 223-21)

2010-11 Wagner College	13-17 (9-9 Northeast Conf.)	
2011-12 Wagner College	25-6 (15-3 Northeast Conf.)	
2012-13 Rhode Island	8-21 (3-13 Atlantic 10)	
2013-14 Rhode Island	14-18 (5-11 Atlantic 10)	
2014-15 Rhode Island	23-10 (13-5 Atlantic 10)	NIT 2nd Round
2015-16 Rhode Island	17-15 (9-9 Atlantic 10)	
2016-17 Rhode Island	25-10 (13-5 Atlantic 10*)	NCAA 2nd Round
2017-18 Rhode Island	26-8 (15-3 Atlantic 10^)	NCAA 2nd Round
2018-19 UConn	16-17 (6-12 American)	
2019-20 UConn	19-12 (10-8 American)	
2020-21 UConn	15-8 (11-6 BIG EAST)	NCAA 1st Round

Totals	Overall	201-142 (.586)	NCAA Record: 2-3
	Conference	109-84 (.565)	NIT Record: 1-1

\* -- won Atlantic 10 Tournament championship  
 ^ -- won Atlantic 10 regular-season championship

### Coaching Honors

2014-15 -- USBWA District I Coach of the Year  
 2017-18 -- Atlantic 10 Coach of the Year; USBWA District 1 Coach of the Year

## DAN HURLEY vs. ALL OPPONENTS (201-142)

Air Force	1-0	Holy Cross	3-0	Quinnipiac	3-0
Alabama	0-1	Houston	2-4	Richmond	4-2
Albany	1-0	Indiana	0-1	Rider	1-0
American	1-0	Iona	4-0	Robert Morris	2-3
Arizona	0-2	Iowa	0-1	Sacred Heart	3-1
Auburn	1-0	Kansas	0-1	St. Bonaventure	5-3
Belmont	1-0	Lafayette	3-0	Saint Francis (Pa)	2-1
Brown	6-0	La Salle	7-3	Saint Joseph's	4-8
Bryant	3-0	Lehigh	0-2	Saint Louis	6-1
Bucknell	1-0	LIU Brooklyn	0-4	St. Francis (NY)	2-2
Butler	2-1	Loyola (Md.)	0-1	St. John's	0-2
Buffalo	1-0	LSU	1-0	St. Mary's (Calif.)	0-1
Central Conn.	3-2	Maine	2-0	Saint Peter's	1-1
Coll. of Charleston	1-0	Manhattan	1-0	Santa Clara	2-0
Charlotte	0-1	Marist	1-0	Seton Hall	2-2
Cincinnati	2-3	Marquette	2-0	SMU	2-3
Cleveland St.	1-0	Maryland	0-2	Southern Miss	1-1
Columbia	0-1	Massachusetts	6-8	Stanford	0-1
Cornell	1-0	McNeese St.	1-0	Stony Brook	1-0
Creighton	1-3	Memphis	1-2	Syracuse	1-0
Dartmouth	1-0	Metro State	1-0	Temple	1-4
Davidson	4-4	Miami (Fla.)	1-0	Texas A&M	0-1
Dayton	5-6	Monmouth	3-0	TCU	1-0
Delaware State	2-0	Morehead St.	1-0	Tulane	3-0
DePaul	3-0	Mount St. Mary's	3-1	Tulsa	1-2
Detroit	1-1	NJIT	1-0	UConn	0-1
Drexel	1-0	Nebraska	1-1	UMass-Lowell	3-0
Duke	0-2	Nevada	0-1	UMKC	1-0
Duquesne	5-1	New Hampshire	3-0	UCF	1-2
East Carolina	3-0	Norfolk St.	0-1	USC	1-0
Fairleigh Dickinson	3-0	N. Carolina A&T	1-0	USF	3-2
Florida	1-0	UNC Asheville	2-0	Valparaiso	0-2
Florida Gulf Coast	1-0	UNC Central	1-0	Vermont	1-0
Florida St.	0-1	Ohio St.	0-1	Villanova	0-3
Fordham	5-4	Old Dominion	1-1	Virginia	0-1
Georgetown	2-0	Oklahoma	1-0	VCU	4-4
George Mason	5-2	Oregon	0-1	Virginia Tech	0-1
Geo. Washington	4-3	Pace	1-0	Wichita St.	1-2
Georgia St.	1-0	Penn	1-0	William & Mary	1-0
Georgia Tech	0-1	Pittsburgh	1-0	Xavier	1-2
Hartford	1-0	Princeton	1-1		
Hofstra	1-1	Providence	2-6		





# Kimani YOUNG

## Associate Head Coach

### 4th year at UConn

Kimani Young is in his fourth season on Dan Hurley's coaching staff at UConn, joining the staff in April, 2018, and assuming the title of associate head coach in September, 2020. Along with recruiting responsibilities, practice planning and game strategy, Young concentrates on coaching the Huskies' perimeter players, already helping four players reach all-conference status, including First Team selections Christian Vital in 2019-20 and James Bouknight in 2020-21. Young has also helped UConn land three consecutive Top 20 recruiting classes.

Besides the impact he has had at UConn, Young is also one of the founders of Coaches For Action, a group of 21 BIG EAST Conference assistant basketball coaches, with a shared mission to use the platform of athletics to educate and bring awareness to social injustices.

Young was featured in *The Athletic* as one of 25 up-and-coming assistant coaches in the country and he also was one of just 50 assistant coaches invited to attend Nike's 2015 Villa 7 Consortium, which introduces rising assistants to sitting athletic directors.

Originally from Queens, N.Y., Young came to UConn following five years at the University of Minnesota as an assistant coach on the staff of Richard Pitino and was also on staff with Pitino at Florida International for a year prior to that. Previously, his entire professional career took place in the New York metropolitan area.

Asked by Pitino to accompany him to Minnesota, Young helped the Golden Gophers rise as high as No. 12 in the national polls, earn an NCAA Tournament berth in 2016-17 and capture an NIT championship in 2013-14, while establishing himself as a top-level national recruiter.

At Florida International in 2012-13, Young helped the team notch 18 wins and achieve the program's first winning season in 13 years.

Young has always shown a passion for working with youth, especially in his home town.

Before taking the job at FIU, Young had two stints (2006-08, 2009-12) as the athletic director for the New Heights Youth, Inc. pro-

gram, managing all aspects of the program, including budgeting and building relationships within the New York City metropolitan community.

Between his two terms with New Heights, Young spent a year at St. John's University as the program's head team manager and video coordinator. He was in charge of film exchange with opponents and oversaw the taping of games and practices.

Young also worked as the program director for the Aim High Foundation in Brooklyn, a coach for Big Apple Basketball, Inc., and as a rec assistant for Kaplan House, a facility for young men in foster homes. Young was the center director for two centers for the Police Athletic League of New York.

Young played his college basketball at Texas-El Paso for legendary Hall of Fame coach Don Haskins. He graduated in 1998 with a degree in criminal justice and as one of only 22 players at the time to score 1,000 career points.

Before matriculating at UTEP, Young starred as an All-New York City selection out of Forest Hills High School in Queens, earning honorable mention McDonald's All-American honors as a senior in 1992.

Young is the father of four children --- Kamaal, Khaliq, Salimah and Khari.





# Tom MOORE

**Assistant Coach**  
*17th year at UConn*

Tom Moore is in his fifth season as an assistant coach on the staff of Dan Hurley, having spent the 2017-18 season with Hurley at the University of Rhode Island, and the past three seasons at UConn. Moore previously spent 13 years at UConn on the staff of Hall of Fame coach Jim Calhoun, the last two years as associate head coach. Moore's knowledge and familiarity of UConn proved invaluable as Hurley made the transition to Storrs in 2018-19.

In addition to his responsibilities of recruiting, practice and game planning, scouting and film breakdown, Moore works extensively with the UConn perimeter players and since returning to Storrs, has already helped four players reach all-conference status, including First Team selections Christian Vital in 2019-20 and James Bouknight in 2020-21. Moore also helped UConn land three consecutive Top 20 recruiting classes.

Moore brings 27 years of Division I coaching experience to the staff. Before helping Rhode Island pile up 26 wins, capture the Atlantic 10 regular-season title and a second straight NCAA Tournament berth in 2017-18, he earned 162 victories in 10 seasons as the head coach at Quinnipiac University.

Moore led Quinnipiac to four 20-win seasons, five national postseason berths, coached six All-Conference First Team selections, and was named CollegeInsider.com Northeast Conference Coach of the Year in 2009, Jim Phelan NEC Coach of the Year in 2010, and to the New England Basketball Hall of Fame in 2013. In addition, Quinnipiac earned the NABC Team Excellence Award with a 3.2 collective team GPA in 2013-14.

Before taking over the program at Quinnipiac, Moore was an integral part of the most successful span in UConn basketball history, which included the Huskies' first two NCAA National Championships in 1999 and

2004. During his 13 seasons in Storrs, Moore helped build the Huskies into a national power. Moore helped guide UConn to a 340-99 overall record in the 13 seasons, along with eight Big East regular-season titles, five Big East tournament crowns, and 12 consecutive national postseason tournament bids (1995-2006).

While at UConn, Moore recruited and/or coached 19 players who went on to play in the NBA, including NBA All-Stars Ray Allen, Richard Hamilton and Caron Butler, 12 first-round draft choices, and five All-Americans.

Prior to joining the staff at UConn, Moore assumed the head coaching job at Worcester State College at just 24 years old and remained for five seasons (1989-94), eventually taking his team to the NCAA Division III National Tournament. Moore also has coaching experience as an assistant at Division II Assumption College (1988-89) and Worcester State (1987-88).

A native of Millbury, Mass., and a 1987 graduate of Boston University, Moore and wife Eileen have three daughters, Elizabeth Rose, Catherine Grace, and Caroline Mary.





# Luke MURRAY

## Assistant Coach

### *1st year at UConn*

Luke Murray is in his first season as an assistant coach, joining Coach Dan Hurley's staff in April, 2021.

Murray, who previously worked under Coach Hurley at both Wagner and Rhode Island, brings 13 years of college coaching experience with him to Storrs. Most recently, Murray was an assistant coach for three years at Louisville.

A native of Palisades, N.Y., and a 2007 graduate of Fairfield University with a degree in sociology, Murray has earned a nationwide reputation as an outstanding evaluator of talent and one of the top recruiters in college basketball. He has been ranked by ESPN as one of the top 10 coaches under 40, similarly been named by *The Athletic* as one of 40 influential people in college basketball under 40, and recognized by 247Sports as one of the top five recruiters in the nation.

As Louisville's recruiting coordinator, Murray was instrumental in building the Cardinals' top 10 recruiting

class in 2019. As an assistant coach working mostly with the Louisville perimeter players, he helped Louisville to a 57-28 record (.671) over the last three seasons, and a national ranking among the top 15 during the 2019-20 season. The previous season, he helped the Cardinals reach the NCAA Tournament, despite playing against the fourth toughest schedule in the country.

Murray worked for three seasons (2015-18) as assistant coach at Xavier, helping the Musketeers to a combined 81-26 record, three NCAA Tournament appearances, including a No. 1 seed in 18, a BIG EAST regular-season championship, and a ranking as high as No. 3 in the AP poll. He played a key role as Xavier brought in three straight nationally-ranked recruiting classes. When head coach Chris Mack left to take over at Louisville, he asked Murray to join him on the Cardinals' staff.

Previous to his tenure at Xavier, Murray was part of Hurley's coaching staff at Rhode Island for two years, including the Rams' turnaround season in 2014-15, when they went 23-10, tied for second in the Atlantic 10, and earned an NIT bid.

Murray began his coaching career as the director of basketball operations at Quinnipiac University in 2007-08 under current UConn assistant coach Tom Moore. He then served as an assistant at Post University and grad assistant at Arizona before landing his first fulltime assistant coaching job in 2010-11 with Coach Hurley at Wagner. From there, he moved on to Towson for two seasons, helping the Tigers set an NCAA record for the best one-season improvement, from a one-win season in 2011-12 to an 18-13 record in 2012-13.

Murray, 36, and wife Kara are the parents of two sons, Luke, Jr., and Cash.





## James DORAN

### Athletic Trainer

17th year at UConn



James Doran is in his 17th year with the University of Connecticut. His primary responsibilities are with the University of Connecticut men's basketball and men's golf, dealing with the physical health and well-being of the student-athletes as well as the treatment and recovery of various injuries in conjunction with the UConn medical professionals.

Doran received his B.S. degree in kinesiology from San Diego State University in 1998, completed an internship at the

University of San Diego (1996-98) and received his M.S. degree in exercise science from the University of Wyoming in 2000.


He was the associate athletic trainer for the University of Wyoming and was primarily responsible for the Cowboys men's basketball team from 2000 to 2005.

Doran received his National Athletic Trainers Association Board of Certification credential in 1998. He is a member of the NATA and the American College of Sports Medicine. He served as president of the Conn. Athletic Trainers' Association from 2013-16 and is currently serving as a member of the CATA's Governmental Affairs Committee. He was inducted into the CATA Hall of Fame in the spring of 2021.

## Gavin ROBERTS

### Director of Sports Performance

1st year at UConn



Gavin Roberts is in his first year at UConn, joining the staff as director of sports performance for men's basketball in May, 2021.

Roberts, 31, came to UConn from Purdue University, where he had been the head strength and conditioning coach for the men's basketball team for three years. Previously, he was the assistant director of sports performance at Western Michigan. At UConn, he is responsible for all in-season and off-season aspects concerning strength, conditioning, nutrition and wellness training

for the men's basketball student-athletes.

During Roberts' tenure at Purdue, the men's basketball team posted a 60-35 record overall, 38-21 in the Big Ten, with two NCAA appearances (the 2019-20 tourney was cancelled).

Roberts, originally from Somerset, N.J., and a two-sport star at Franklin High School in football and basketball, grew up watching UConn sports, he very nearly came to Storrs for college, choosing Purdue over UConn as a football recruit.

Roberts, a defensive back and special teams player for the Boilermakers, graduated from Purdue in 2013 with a degree in Health and Fitness and earned a master's degree in Technology, Leadership and Innovation from Purdue in 2015.

Roberts and wife Alanna are the parents of two children, daughter London and son Cairo.

## Eric YOUNCOFSKI

### Assistant Athletic Director For Basketball Operations

4th year at UConn



Eric Youncofski is in his fourth season at UConn, serving for the second season as the Assistant Athletic Director for Men's Basketball Operations following two years as Director of Basketball Operations. In his position, Youncofski is directly connected to administrative policies within the department and university, along with critical budget preparation and monitoring functions. He is responsible for the day-to-day

operations of the men's basketball program, including all travel arrangements. He is also involved with the organization and administration of practice and skill sessions as well as help with scouting reports and in the planning of the team's community outreach projects.

Youncofski, originally from Middletown, N.J., was a member of the Rhode Island basketball team from 2012-15. He earned his degree from URI in Public Relations, with a minor in Leadership Studies, in three years. While an undergrad, he was an Atlantic 10 Commissioner's Honor Roll recipient every year and was named to the National Association of Basketball Coaches Honors Court.

After graduating, Youncofski spent two years as a graduate assistant and video coordinator on Dan Hurley's staff at Rhode Island before his promotion to Director of Basketball Operations in 2017-18. He joined the UConn staff at the same position when Hurley took over the UConn program in March, 2018.

Youncofski and his wife, Jackie, reside in Vernon.

## Taliek BROWN

### Director of Player Development

4th year at UConn



Taliek Brown, captain of UConn's 2004 NCAA National Championship team and still the program's all-time assists leader, is in his third year on the coaching staff as the director of player development.

Brown has close interaction with the UConn student-athletes, building strong personal relationships with them, while initiating and participating in off-court activities that teach and develop life skills. He also supervises the graduate assistants.

Brown also has duties that include assisting the team academic counselor with scheduling and monitoring study halls and tutoring sessions, organizing and directing community service actions for the team, and managing alumni events and reunions.

A native of Corona, N.Y., Brown was a McDonald's All-American out of St. John's Prep and a four-year starting UConn point guard under Hall of Fame Coach Jim Calhoun and is the only player in UConn history to score at least 1,000 points (1,039) and hand out at least 700 assists (722). During his career, UConn compiled an impressive 103-35 record.

Brown earned his UConn degree in political science in 2013 and had a 10-year career as a pro player, in the CBA, USBL, and multiple foreign pro leagues.

When his playing career ended, Brown spent time as an assistant coach at LaGuardia Community College (New York City) and as head coach at August Martin High School (New York City). He also oversaw the Teamfootprintz Basketball Training Program, trained professional players and mentored young adults in basketball and life skills.



*Tripp*  
**DOHERTY**  
 Director of  
 Recruiting/Video  
*4th year at UConn*



Tripp Doherty is in his fourth season at UConn, hired as the Director of Recruiting/Video on April 9, 2018, after serving as a graduate assistant on Coach Dan Hurley staff at Rhode Island in 2017-18.

At UConn, Doherty oversees film production for the team, recruiting, the film exchange with oppo-

nents and breakdown of film for the purpose of scouting opponents as well as evaluation of the Huskies. He works closely with the coaching staff as well as with the director of operations to plan day-to-day practice sessions and maintain a recruiting database.

Originally from Andover, Mass., Doherty earned his bachelor's degree in Business Administration from Fairfield University in 2014. He then served as an administrative volunteer at Harvard for two years before his promotion to Video Coordinator for the Harvard men's basketball program in 2016-17. He then moved to his position at Rhode Island in 2017-18 before joining Coach Hurley at UConn.

*Paul*  
**WETTEMANN**  
 Assistant Director of  
 Basketball Operations  
*2nd year at UConn*



Paul Wettemann III is in his first season in the position of assistant director of basketball operations for UConn men's basketball after serving last year as the fulltime program coordinator. Wettemann is responsible for much of the day-to-day operation of the basketball program, including assisting in prac-

tice and game operations planning, team travel and coordination of recruiting visits.

Although this is Wettemann's second season on Coach Dan Hurley's support staff, he has spent the last six years as part of the UConn program, working his way up from team manager as an undergraduate to the position of graduate head manager for two years. Wettemann was in charge of the UConn staff of undergraduate team managers, setting their schedules and assigning their various duties during daily practices and on in-season trips.

Wettemann graduated from UConn in 2018 with a bachelor of science degree and earned his master's degree in Sport Management in May, 2020. He is a native of Guilford, Conn.

*Mat*  
**JOHNSON**  
 Program Assistant  
*3rd year at UConn*



Mat Johnson is in his third season season with the UConn men's basketball program, serving as a program assistant. He came to Storrs after two years as an accountant for Tech Data Corporation in Tampa, Fla. Johnson assists in all phases of the UConn program, includ-

ing film and graphics, planning recruiting travel and visits, practice and game preparation, and day-to-day operations.

Johnson, a native of Columbus, N.J., graduated from the University of Tampa with a degree in accounting in May, 2017, after a solid four-year basketball career with the Division II Spartans. Johnson appeared in 106 games, scoring 542 points and handing out 452 assists. As a senior, he earned the Division II ADA Academic Achievement Award.

Before Tampa, Johnson graduated from The Lawrenceville School, where he earned All-Patriot League First Team honors. Previously, he was at St. Anthony in Jersey City, under Hall of Fame Coach Bob Hurley.

Johnson and wife Cyanna are the parents of a son, Micah.

*Mamadou*  
**DIARRA**  
 Graduate Assistant  
*3rd year at UConn*



Mamadou Diarra is in his second season as a UConn graduate assistant after joining the Huskies' staff as a student assistant coach in June, 2019, after chronic knee conditions forced him to discontinue his college playing career and accept a medical disqualification.

In his current position, Diarra assists in all phases of the UConn program, particularly helping with the planning and implementation of the daily practice plans.

As a player, Diarra was a consensus Top 100 recruit coming out of high school. He appeared in 33 games for the Huskies, scoring 85 points, grabbing 79 rebounds, with a field goal percentage of .547 and recorded a double-double.

A native of Queens, N.Y., Diarra ended his high school career at Putnam (Conn.) Science Academy, leaving that school as a top five all-time career scorer, the second all-time rebounder, and second all-time shot blocker.

Diarra graduated from UConn in May, 2020, with a degree in Urban and Community Studies.





## 2021-22 University of Connecticut Men's Basketball Schedule

DATE	OPPONENT	TV	SITE	TIME
<b>NOVEMBER</b>				
Tue 9	CENTRAL CONNECTICUT	FS1	Gampel Pavilion, Storrs, Conn.	6:30 pm
Sat 13	COPPIN STATE	FS2	XL Center, Hartford, Conn.	noon
Wed 17	LONG ISLAND	FS2	Gampel Pavilion, Storrs, Conn.	6:30 pm
Sat 20	BINGHAMTON	FS2	XL Center, Hartford, Conn.	noon
<b>Nov. 24-26 BATTLE 4 ATLANTIS PARADISE ISLAND, BAHAMAS</b>				
Wed 24	vs. Auburn	ESPN	Imperial Arena, Paradise Island, Bahamas	2:30 pm
Thu 25	vs. Michigan State/Loyola-Chicago	ESPN/ESPN2	Imperial Arena, Paradise Island, Bahamas	TBD
Fri 26	vs. TBD	TBD	Imperial Arena, Paradise Island, Bahamas	TBD
Tue 30	MARYLAND-EASTERN SHORE	CBS SN	XL Center, Hartford, Conn.	7 pm
<b>DECEMBER</b>				
Sat 4	GRAMBLING STATE	FS2	Gampel Pavilion, Storrs, Conn.	4 pm
<b>Dec. 8 BIG EAST-Big 12 CHALLENGE MORGANTOWN, WV.</b>				
Wed 8	at West Virginia	ESPN2	WVU Coliseum, Morgantown, WV.	7 pm
<b>Dec. 11 NEVER FORGET TRIBUTE CLASSIC NEWARK, N.J.</b>				
Sat 11	vs. St. Bonaventure	ESPN2	Prudential Center, Newark, N.J.	3:30 pm
Sat 18	PROVIDENCE*	FOX	XL Center, Hartford, Conn.	5 pm
Tue 21	at Marquette*	FS1	Fiserv Forum, Milwaukee, Wis.	9 pm
Tue 28	at Xavier*	FS1	Cintas Center, Cincinnati, Ohio	7 pm
<b>JANUARY</b>				
Sat 1	BUTLER*	FS1	XL Center, Hartford, Conn.	4 pm
Sat 8	at Seton Hall*	FOX	Prudential Center, Newark, N.J.	noon
Wed 12	ST. JOHN'S*	FS1	Gampel Pavilion, Storrs, Conn.	8:30 pm
Sat 15	at Providence*	FS1	Dunkin' Donuts Center, Providence, R.I.	2 pm
Thu 20	at Butler*	FS1	Hinkle Fieldhouse, Indianapolis, Ind.	9 pm
Tue 25	GEORGETOWN*	CBS SN	Gampel Pavilion, Storrs, Conn.	8:30 pm
Sat 29	at DePaul*	FS1	Wintrust Arena, Chicago, Ill.	6:30 pm
<b>FEBRUARY</b>				
Tue 1	CREIGHTON*	FS1	XL Center, Hartford, Conn.	6:30 pm
Sat 5	at Villanova*	FOX	Wells Fargo Center, Philadelphia, Pa.	noon
Tue 8	MARQUETTE*	FS1	XL Center, Hartford, Conn.	6:30 pm
Sun 13	at St. John's*	FOX	Madison Square Garden, New York, N.Y.	noon
Wed 16	SETON HALL*	CBS SN	Gampel Pavilion, Storrs, Conn.	8:30 pm
Sat 19	XAVIER*	FOX	Gampel Pavilion, Storrs, Conn.	noon
Tue 22	VILLANOVA*	FS1	XL Center, Hartford, Conn.	8 pm
Sun 27	at Georgetown*	CBS	Capital One Arena, Washington, D.C.	noon
<b>MARCH</b>				
Wed 2	at Creighton*	FS1	CHI Health Center, Omaha, Neb.	8:30 pm
Sat 5	DePAUL*	TBD	Gampel Pavilion, Storrs, Conn.	TBD

**Wed-Sat 9-12 BIG EAST Conference Championship Fox Network Madison Square Garden, New York, N.Y.**

\* ---- BIG EAST Conference opponent.

Home games in CAPS

All times Eastern Standard

All information subject to change





# **BIG EAST**™

## **CONFERENCE**

### UCONN'S BIG EAST CONFERENCE CHAMPIONSHIPS

#### REGULAR SEASON

1989-90 (Shared)	1998-99
1993-94	2001-02
1994-95	2002-03 (Shared)
1995-96	2004-05 (Shared)
1997-98	2005-06 (Shared)

#### BIG EAST TOURNAMENT

1990	2002
1996	2004
1998	2011
1999	



# 2021-22 BIG EAST Conference Lineup



**BUTLER**  
**Location:** Indianapolis, Ind.  
**Enrollment:** 4,726  
**Nickname:** Bulldogs  
**Home venue:** Hinkle Fieldhouse (9,100)  
**Head coach:** LaVall Jordan  
**Career record:** 80-79 (5 years)  
**Record at Butler:** 69-55 (4 years)  
**2020-21 record:** 10-15 overall;  
 8-12 BIG EAST (10th)  
**2020-21 Postseason:** None  
**NCAA Appearances:** 16  
**Last appearance:** 2018  
**Top returning players:**  
 Chuck Harris (12.9p, 3.0r, 2.3a)  
 Aaron Thompson (10.4p, 2.5r, 4.7a)



**CONNECTICUT**  
**Location:** Storrs, Conn.  
**Enrollment:** 27,721  
**Nickname:** Huskies  
**Home venues:** Gampel Pavilion (10,167); XL Center (15,564)  
**Head coach:** Dan Hurley  
**Career record:** 201-142 (11 years)  
**Record at UConn:** 50-37 (3 years)  
**2020-21 record:** 15-8 overall;  
 11-6 BIG EAST (3rd)  
**2020-21 Postseason:** NCAA 1st Round  
**NCAA Appearances:** 34  
**Last appearance:** 2021  
**Top returning players:**  
 R.J. Cole (12.2p, 3.0r, 4.3a)  
 Tyrese Martin (10.3p, 7.5r, 1.0a)



**CREIGHTON**  
**Location:** Omaha, Neb.  
**Enrollment:** 8,821  
**Nickname:** Bluejays  
**Home venue:** CHI Health Center (17,390)  
**Head coach:** Greg McDermott  
**Career record:** 533-320 (27 years)  
**Record at CU:** 253-125 (11 years)  
**2020-21 record:** 22-9 overall;  
 14-6 BIG EAST (2nd)  
**2020-21 Postseason:** NCAA Sweet 16  
**NCAA Appearances:** 22  
**Last appearance:** 2021  
**Top returning players:**  
 Ryan Kalkbrenner (5.9p, 3.5, 1.2b)  
 Alex O'Connell (3.4p, 2.2r)



**DePAUL**  
**Location:** Chicago, Ill.  
**Enrollment:** 22,437  
**Nickname:** Blue Demons  
**Home venue:** Wintrust Arena (10,387)  
**Head coach:** Tony Stubblefield  
**Career record:** 1st season  
**Record at DeP:** 1st season  
**2020-21 record:** 5-14 overall;  
 2-13 BIG EAST (11th)  
**2018-19 Postseason:** CBI Runner-up  
**NCAA Appearances:** 18  
**Last appearance:** 2004  
**Top returning players:**  
 Javon Freeman-Liberty (14.4p, 5.3r)  
 Nick Ongenda (5.7p, 4.0r, 1.5b)



**GEORGETOWN**  
**Location:** Washington, D.C.  
**Enrollment:** 7,463  
**Nickname:** Hoyas  
**Home venue:** Capital One Arena (20,600)  
**Head coach:** Pat Ewing  
**Career record:** 62-59 (4 years)  
**Record at Gtown:** 62-59 (4 years)  
**2020-21 record:** 13-13 overall;  
 7-9 BIG EAST (8th)  
**2020-21 Postseason:** NCAA 1st Round  
**NCAA Appearances:** 31  
**Last appearance:** 2021  
**Top returning players:**  
 Dante Harris (8.0p, 3.4r, 3.2a)  
 Donald Carey (8.0p, 3.0r, 1.7a)



**MARQUETTE**  
**Location:** Milwaukee, Wis.  
**Enrollment:** 12,000  
**Nickname:** Golden Eagles  
**Home venue:** Fiserv Forum (17,600)  
**Head coach:** Shaka Smart  
**Career record:** 272-142 (12 years)  
**Record at Marquette:** 1st season  
**2020-21 record:** 13-14 overall;  
 8-11 BIG EAST (9th)  
**2020-21 Postseason:** None  
**NCAA Appearances:** 33  
**Last appearance:** 2019  
**Top returning players:**  
 Justin Lewis (7.8p, 5.4r)  
 Greg Elliott (6.2p, 1.6r)



**PROVIDENCE**  
**Location:** Providence, R.I.  
**Enrollment:** 4,834  
**Nickname:** Friars  
**Home venue:** Dukin' Donuts Center (12,410)  
**Head coach:** Ed Cooley  
**Career record:** 286-204 (15 years)  
**Record at Prov:** 194-135 (10 years)  
**2020-21 record:** 13-13 overall;  
 9-10 BIG EAST (6th)  
**2020-21 Postseason:** None  
**NCAA Appearances:** 20  
**Last appearance:** 2018  
**Top returning players:**  
 Nate Watson (16.9p, 6.7r, 1.0b)  
 A.J. Reeves (9.6p, 3.6r, 1.7a)



**ST. JOHN'S**  
**Location:** Queens, N.Y.  
**Enrollment:** 20,729  
**Nickname:** Red Storm  
**Home venue:** Carnesecca Arena (5,602);  
 Madsion Square Garden (19,786)  
**Head coach:** Mike Anderson  
**Career record:** 402-226 (19 years)  
**Record at St.J.:** 33-26 (2 years)  
**2020-21 record:** 16-11 overall;  
 10-9 BIG EAST (tie-4th)  
**2020-21 Postseason:** None  
**NCAA Appearances:** 30  
**Last appearance:** 2019  
**Top returning players:**  
 Julian Champagnie (19.8p, 7.4r, 1.0b)  
 Posh Alexander (10.9p, 3.4r, 4.3a)



**SETON HALL**  
**Location:** South Orange, N.J.  
**Enrollment:** 10,300  
**Nickname:** Pirates  
**Home venue:** Prudential Center (10,353)  
**Head coach:** Kevin Willard  
**Career record:** 250-199 (14 years)  
**Record at SHall:** 194-145 (11 years)  
**2020-21 record:** 14-13 overall;  
 10-9 BIG EAST (tie-4th)  
**2020-21 Postseason:** None  
**NCAA Appearances:** 13  
**Last appearance:** 2019  
**Top Returning Players:**  
 Jared Rhoden (14.9p, 6.7r, 1.9a)  
 Ike Obiagu (4.9p, 4.5r, 2.9b)



**VILLANOVA**  
**Location:** Villanova, Pa.  
**Enrollment:** 6,966  
**Nickname:** Wildcats  
**Home venues:** Finneran Pavilion (6,501); Wells Fargo Center (21,000)  
**Head coach:** Jay Wright  
**Career record:** 612-274 (27 years)  
**Record at Vill:** 490-189 (20 years)  
**2020-21 record:** 18-7 overall;  
 11-4 BIG EAST (1st)  
**2020-21 Postseason:** NCAA Sweet 16  
**NCAA Appearances:** 40  
**Last appearance:** 2021  
**Top Returning Players:**  
 Collin Gillespie (14.0p, 3.3r, 4.6a)  
 Justin Moore (12.9p, 4.1r, 3.0a)



**XAVIER**  
**Location:** Cincinnati, Ohio  
**Enrollment:** 6,798  
**Nickname:** Musketeers  
**Home venue:** Cintas Center (10,250)  
**Head coach:** Travis Steele  
**Career record:** 51-37 (3 years)  
**Record at Xavier:** 51-37 (3 years)  
**2020-21 record:** 13-8 overall;  
 6-7 BIG EAST (7th)  
**2020-21 Postseason:** None  
**NCAA Appearances:** 28  
**Last appearance:** 2018  
**Top returning players:**  
 Zach Freemantle (16.1p, 8.9r, 1.4a)  
 Paul Scruggs (14.0p, 4.0r, 5.7a)



# A Look Ahead: 2021-22 Preview

With three seasons of progress firmly in place as a solid foundation, the UConn men's basketball program is poised to keep its trajectory rising in 2021-22. As he enters his fourth season as UConn's head coach, Dan Hurley clearly has the culture he wants in place and the recruiting pipeline flowing.

While the 2020-21 season marked the Huskies' return not only to the BIG EAST Conference, but to the NCAA Tournament and the Top 25 as well, how much further the program can advance in the coming season will depend on the continued improvement of returning players, the infusion of a Top 20 recruiting class, and how well the team adjusts to the NBA departure of last year's top scorer, James Bouknight.

Despite a pandemic-shortened season in 2020-21 that was filled with practice stops and starts, game postponements and cancellations, quarantines and constant uncertainty, UConn managed to keep the program moving forward. The return to the BIG EAST Conference was the signature event and the Huskies made a smooth transition, finishing a solid third in the league, reaching the BIG EAST Tournament semifinals, earning honors with a First Team all-league selection, the co-Defensive Player of the Year, and the Sixth Man of the Year.

Nationally, UConn has returned to the conversation after cracking the Top 25 during the season for the first time in five years, earning an NCAA Tournament berth for the first time in five years, and producing an NBA lottery pick for the first time in nine years.

Bouknight's 18.7 points and 5.7 rebounds per game certainly won't be easy to replace, but just as difficult will be his overall court presence and persona that drew the focus of the defense and opened things up for the rest of the Huskies.

While it's hard to believe that any one player will fill Bouknight's shoes, the 2021-22 Huskies would seem to have enough depth to cover the loss of his statistics, particularly because two of last year's seniors, **Isaiah Whaley** and **Tyler Polley**, took advantage of the extra year of eligibility offered by the NCAA and returned this year for their fifth season with the program.

UConn's added depth will also allow Hurley to play an even more intense, suffocating defense than last season, when the Huskies allowed only 64.6 points per game, best in the BIG EAST. Adding to the UConn rim protection will be a healthy **Akok Akok**, one of the leading shot blockers in the nation as a redshirt freshman in 2019-20, before a ruptured Achilles stopped his season short. Although he returned to spotty action last year, he will be at full strength from the start of 2021-22.

Statistically from last season, the Huskies are bringing back 74.3 percent of their points scored, 78.3 percent of their rebounds, 80.5 percent of their assists, 89.3 percent of their blocks, 76.8 percent of their steals, and 78.1 percent of all minutes played.

Four starters return, as well as the sixth and seventh men in terms of minutes played, so the Huskies are long on experience and the added talent of the incoming freshmen, should not be short of skill, either.

Fifth-year senior forwards **Whaley** and **Polley**, who earned the individual BIG EAST awards of co-Defensive Player of the Year and Sixth Man of the Year, respectively, lead the returnees, along with graduate student guard **R.J. Cole** and true senior forward **Tyrese Martin**. Forward **Akok** and guard **Jalen Gaffney** form the junior class, while forward **Richie Springs**, forward **Adama Sanogo** and guard **Andre Jackson** are the sophomores. The freshmen poised to make an immediate impact are guards **Jordan Hawkins** and **Rahsool Diggins** and forward **Samson Johnson**, while guard **Corey Floyd Jr.**, who has reclassified to join this year's freshman class, will in all likelihood, redshirt this season. Walk-ons senior guard **Matt Garry** and sophomore guard **Drew Hurley** return to round out the squad.



Senior Tyrese Martin

## ON THE OUTSIDE

Top scorer Bouknight is gone, but No. 2 and No. 3 scorers Cole and Martin return to lead a group of players that will have more than enough experience and talent to maintain the Huskies' outside of-defensive threats.

Cole was on the court more than any other Husky last season, averaging 12.2 ppg, second only to Bouknight, and leading the team in assists (4.3), steals (1.2), and three-point FG percentage (.386). He will again be the Huskies' primary ballhandler, but may find himself playing off the ball as well, to take advantage of his improved outside shooting. In his third season with the program after transferring from Howard, Cole is primed to lead the team and have his most productive season in a UConn uniform.

Gaffney will share the point-guard duties with Cole after a season in which he showed flashes of dazzling athletic ability, more confidence running the offense, and a summer of improving his outside shot. As a legitimate three-point threat, Gaffney can spend more time together with Cole on the court.

Jackson, probably the most individually athletic and versatile of the Huskies, gives Hurley the option of playing him at the one, two, or three. A disrupter on defense, he was plagued by injuries through the first half of his freshman season and never got the chance to develop



## 2021-22 UCONN MEN'S BASKETBALL / PREVIEW

his game properly. But he literally spent the summer in the practice gym and figures to be a major part of the Huskies' plans on both ends of the court.

It won't be easy for Diggins to earn minutes in the crowded backcourt, but it's hard to believe that the tough point guard from Philadelphia won't find a way to get some time on the court.

On the wing, Martin is not only the returning starter and last year's No. 3 scorer (10.3), but he led the team in rebounding (7.5) and led the entire BIG EAST in offensive rebounding (3.0). The senior will be out to increase his scoring average to give the UConn offense more power and make up for Bouknight's missing points.

Polley and Hawkins join Cole as UConn's chief three-point threats. Now fully recovered from the torn ACL that stopped his junior season short and perhaps made him a bit hesitant last year, Polley is hoping he can use his extra season of eligibility to showcase his talents as well as help UConn make a run at conference and national honors. Hawkins might well prove to be the top outside shooter on the team once he gets some college game experience. With a smooth jumper, he can score from mid-range or long range and promises to be a solid contributor for the Huskies even as a freshman.

Floyd entered UConn just before fall classes began after reclassifying to join the freshman class of 2021-22. A tough, hard-nosed combo guard, Floyd will likely take a redshirt season this year, practice with the team and have four years of eligibility, starting in 2022-23.

### ON THE INSIDE

The 2021-22 Huskies clearly have the deepest and most talented frontcourt of the Dan Hurley Era and perhaps most of the UConn teams of the last 10 years. UConn's interior defense promises to be a nightmare for opponents, but at the other end of the floor, the plan is for the bigs to take some of the scoring load off the shoulders of the perimeter players.

Whaley, the conference co-Defensive Player of the Year and the only Husky to start every game last season, is back for his fifth season with the program. He was second in the BIG EAST in blocked shots last year (2.6) and, as usual, was a stalwart for the Huskies with his outstanding hedge defense. His tremendous work ethic makes him a Hurley favorite and should continue to guarantee him playing time.

In the summer workouts, Akok looked to be every bit the player he was as a freshman, if not better. With added weight and strength, and regaining the uncanny timing that made him an elite shot-blocker, not to mention his ability to step out and hit a three-pointer, Akok is quite



*Sophomore Andre Jackson*



*Sophomore Adama Sanogo*

simply a game-changer. Depending on the game situation, he can play the three, four or five. If he doesn't crack the starting lineup, he still figures to play starter's minutes.

If UConn had a surprise breakout star last season, it was Sanogo, who earned a starting role as a freshman and proved to be an inside force, especially offensively. He rode his solid season into a spot on the BIG EAST All-Freshman Team and with a full off-season to work on some flaws, like staying out of foul trouble, he could emerge as one of the better bigs in the league in 2021-22.

Springs is much improved as an offensive rebounder and scorer around the basket and after over two years with the program, he is well-versed in what it takes. He will be in the dogfight for minutes in the frontcourt.

So, too, will Johnson, who made a solid impression during the off-season workouts. At 6-10, Johnson moves like a guard, with speed, athleticism and a good-looking three-point shot. Despite his inexperience, Johnson looks like a star in the making and might well force his way into some significant playing time.

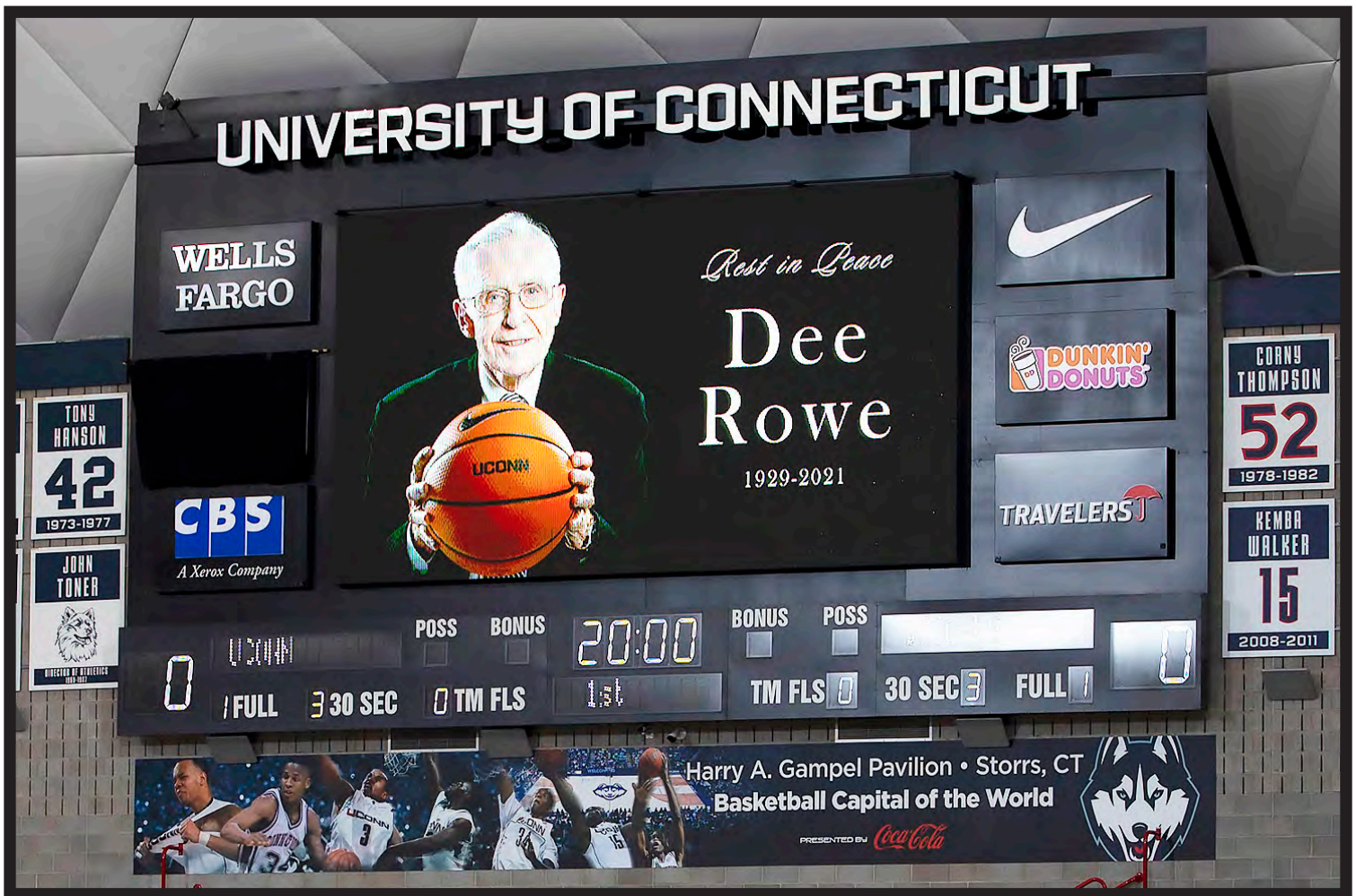
### SCHEDULE

The Huskies played 17 BIG EAST games in last year's COVID-shortened season, missing home games against Villanova and Xavier and an away game against St. John's. This season, however, the expectation is for a full 20-game league schedule, including two against projected Top 10 team Villanova.

In addition, the Huskies will participate in perhaps the most challenging MTE of the 2021-22 season, with the Battle 4 Atlantis featuring defending NCAA champion Baylor in addition to perennial powers Michigan State, Loyola-Chicago, Auburn, Syracuse, VCU and Arizona State.

The Huskies will get their first taste of the BIG EAST-Big 12 Battle when they travel to West Virginia, projected as a Top 25 team. UConn will also meet Top 25-projected and Atlantic 10 favorite St. Bonaventure in the Never Forget Tribute Classic at the neutral site Prudential Center in Newark, N.J.

Home non-conference games against intrastate opponent Central Connecticut, Coppin State, Long Island, Binghamton, Maryland-Eastern Shore and Grambling State round out the Huskies' 2021-22 slate.



2021-22 UNIVERSITY OF CONNECTICUT BASKETBALL NOTES

UCONN Athletics, and the men's basketball program in particular, lost perhaps its greatest ambassador when **Donald "Dee" Rowe** passed away on Jan. 10, 2021, at the age of 91. Rowe was the head coach of the Huskies from 1969-77, winning 120 games, taking the team to the NCAA Sweet 16 in 1976, two NIT appearances, and twice being named New England Coach of the Year. Following his coaching career, he launched the fundraising arm of UConn Athletics, raising millions of dollars for the department and funding many of the athletic facilities on campus. For the next 30 years, Rowe remained actively involved at UConn in an emeritus role as Special Adviser for Athletics, representing the department at countless events. In all, Rowe was associated with UConn for 53 years and was truly an icon.

UCONN Coach **Dan Hurley** is in his fourth season at UConn, with an 11-year Division I coaching record of 201-142 (.586) at Wagner (2 seasons), Rhode Island (6 seasons) and UConn (3 seasons). Removing the record from his first season at his three positions, when he essentially had to stop the bleeding, his career winning percentage jumps to an impressive .637. Hurley's winning percentage has improved in each season at UConn.

UCONN will return 74.3 percent of its scoring, 78.3 percent of its rebounding, 80.5 percent of its assists, 89.3 percent of its blocks, 76.8 percent of its steals and 78.1 percent of all minutes played. The Huskies will return last year's leader in every category except scoring.

UCONN junior **Jalen Gaffney** begins the 2021-22 season with the current longest streak of consecutive games played with 54, while fifth-year senior **Isaiah Whaley** has the longest streak of consecutive games started with 29.

UCONN played two games in the BIG EAST Tournament last season at New York's **Madison Square Garden**, the Huskies' home away from homes. Other than its two home venues, there is no place in which the Huskies have played more games than MSG --- 122 to be exact (64-58, .525) --- and they have won 10 championships there of one kind or another, including seven Big East Conference titles.

UCONN has won 4 NCAA National Championships in the last 23 seasons, more than any other Division I program and has made 5 Final Four appearances, the third most in the country. Since 1990, UConn has 10 Elite Eight appearances (5th in the country) and 14 Sweet 16 appearances (6th in the country). Since 1990, UConn has made 20 NCAA appearances and owns a record over that span of 55-16, a .775 winning percentage.





# The Players



## 2021-22 University of Connecticut Men's Basketball Roster

No.	Name	Yr.	Pos.	Ht.	Wt.	Hometown / Last School
0	Jalen Gaffney	Jr.	G	6-3	180	Columbus, N.J. / Westtown School
1	Rahston Diggins	Fr.	G	6-2	175	Philadelphia, Pa. / Archbishop Wood HS
2	R.J. Cole	Gr.	G	6-1	185	Union, N.J. / Howard University
4	Tyrese Martin	Sr.	G	6-6	215	Allentown, Pa. / Rhode Island
5	Issiah Whaley	Gr.	F	6-9	225	Gastonia, N.C. / Mt. Zion Prep
11	Akok Akok	R-Jr.	F	6-9	200	Manchester, N.H. / Putnam Science Acad.
12	Tyler Polley	Gr.	F	6-9	200	Miramar, Fla. / The Sagemont School
13	Richard Springs	R-So.	F	6-9	225	Brooklyn, N.Y. / MacDuffie School
14	Curey Floyd Jr.	Fr.	G	6-3	210	Franklin, N.J. / Roselle Catholic HS
20	Andrew Hurley	So.	G	6-1	170	Glastonbury, Conn. / East Catholic HS
21	Adama Sanogo	So.	F	6-9	240	Bamako, Mali / The Patrick School
24	Jordan Hawkins	Fr.	G	6-5	175	Gaithersburg, Md. / DeMatha Catholic HS
35	Samson Johnson	Fr.	F	6-10	200	Lomé, Togo / The Patrick School
41	Matt Garry	Sr.	G	6-5	190	Southington, Conn. / St. Paul HS
44	Andre Jackson	So.	G	6-6	205	Amsterdam, N.Y. / Albany Academy

**COACHING STAFF**

**Head Coach:** DAN HURLEY (Seton Hall '96), 4th season at UConn

**Associate Head Coach:** KIMANI YOUNG (UTEP '98), 4th season at UConn

**Assistant Coach:** TOM MOORE (Boston University '87), 17th season at UConn

**Assistant Coach:** LUKE MURRAY (Fairfield '07), 1st season at UConn

**Asst. Athletic Director/Basketball Operations:** ERIC YOUNCOFSKI (Rhode Island '15), 4th season at UConn

**Athletic Trainer:** JAMES DORAN (San Diego St. '98; Wyoming '00), 17th season at UConn

**Director of Sports Performance:** GAVIN ROBERTS (Purdue '13, '15), 1st season at UConn

**Director of Recruiting-Video:** TRIPP DOHERTY (Fairfield '14), 4th season at UConn

**Director of Player Development:** TALIEK BROWN (UConn '13), 4th season at UConn

**Program Coordinator:** PAUL WETTEMANN (UConn '18, UConn '20), 2nd season at UConn

**Program Assistant:** MAT JOHNSON (Tampa '17), 3rd season at UConn

**Graduate Assistant:** MAMADOU DIARRA (UConn '20), 3rd season at UConn

**Graduate Assistant:** TIM RUSSO (Tampa '21), 1st season at UConn

**PRONUNCIATIONS**

Tyrese Martin (tie-REESE)

Issiah Whaley (WHALE-ee)

Akok Akok (Uh-COOK Uh-COOK)

Adama Sanogo (Ahh-DOM-ahh)



# Tyler POLLEY

12

Gr. Student  
Forward  
6-9 • 200

Miramar, Fla.

**While at UConn:** Will play his fifth season at UConn in 2021-22, taking advantage of the extra season offered by the NCAA due to Covid-19... Graduated in May, 2021, with a degree in Urban and Community Studies... Has appeared in 102 games, starting 60... Has career averages of 6.6 points, 2.0 rebounds with a .392 overall FG percentage and a .381 three-point FG percentage... Has 673 career points... Has 26 double-figure games in his career... Considered the best pure outside shooter on the Huskies, leading the team in three-point percentage as a freshman and a junior... Had not missed playing in a game in his UConn career up to suffering a torn ACL after 15 games in 2019-20. ... Earned a starting spot in his first college game.



**As a Senior in 2020-21:** Appeared in 22 games, starting three, and earned the BIG EAST Sixth Man of the Year Award... Averaged 7.5 ppg, 2.0 rebounds and shot .355 from three-point range... Led the team with a .905 free throw percentage... Had career-high 23 points off the bench at Marquette and followed with 19 off the bench at Butler to lead UConn to two road wins and earn BIG EAST Player of the Week honors... Had six double-figure games... Scored 11 points in regular-season finale against Georgetown.

**As a Junior in 2019-20:** Started the first 15 games of the season, averaging career-highs of 9.5 points and 3.2 rebounds per game and shooting a team-leading .405 three-point field goal percentage... Suffered a season-ending left ACL tear in practice in early January, missing the final 16 games of the season... Had 19 points and 11 rebounds against Tulane on Jan. 8, the first double-double of his career, the game before his injury... Scored double-figures in nine of the 15 games... Had 15 points and 5 rebounds in win over No. 15 Florida... Honored on UConn's 3.0 GPA Night.

**As a Sophomore in 2018-19:** Started 32 of 33 games, missing just the game on Senior Night, when all seniors started... Averaged 8.4 points, 2.3 rebounds, and shot .380 from three-point range... Second on the team with 52 three-pointers made and a .380 three-point FG percentage... Had 10 double-figure scoring games... Scored then career-high 20 points and grabbed career-high 6 rebounds at Memphis on Feb. 10... Scored 19 points, including 5

## TYLER POLLEY CAREER STATISTICS

YEAR	GP-GS	MIN/AVG	Total FG-FGA	PCT	3-Point FG-FGA	PCT	FT-FTA	PCT	Rebs OFF-DEF	TOT	AVG	PF-FO	AST	TO	BLK	STL	PTS/AVG
2017-18	32-10	425/13.3	24-75	.320	15-36	.417	24-32	.750	8-28	36	1.1	33-0	5	18	5	3	87/2.7
2018-19	33-32	907/27.5	95-224	.424	52-137	.380	36-56	.643	32-43	75	2.3	71-1	21	24	19	13	278/8.4
2019-20	15-15	376/25.0	45-108	.417	30-74	.405	23-29	.793	19-29	48	3.2	25-1	9	5	8	6	143/9.5
2020-21	22-3	457/20.8	54-149	.362	38-107	.355	19-21	.905	16-27	43	2.0	28-0	8	6	7	4	165/7.5
<b>TOTALS</b>	<b>102-60</b>	<b>2165/21.2</b>	<b>218-556</b>	<b>.392</b>	<b>135-354</b>	<b>.381</b>	<b>102-138</b>	<b>.739</b>	<b>75-127</b>	<b>202</b>	<b>2.0</b>	<b>157-1</b>	<b>43</b>	<b>53</b>	<b>39</b>	<b>26</b>	<b>673/6.6</b>
Conference YEAR	GP-GS	MIN/AVG	Total FG-FGA	PCT	3-Point FG-FGA	PCT	FT-FTA	PCT	Rebs OFF-DEF	TOT	AVG	PF-FO	AST	TO	BLK	STL	PTS/AVG
*2017-18	18-4	252/14.0	14-45	.311	11-22	.500	15-22	.682	3-20	23	1.3	18-0	4	12	2	0	54/3.0
*2018-19	18-17	516/28.7	53-127	.417	31-81	.383	21-34	.618	17-22	39	2.2	39-0	9	14	6	6	158/8.8
*2019-20	3-3	64/21.3	8-24	.333	3-12	.250	3-5	.600	6-8	14	4.7	0-0	1	0	0	1	22/7.3
#2020-21	16-1	353/22.1	43-117	.368	31-84	.369	14-16	.875	8-20	28	1.8	13-0	6	4	3	3	131/8.2
<b>TOTALS</b>	<b>55-25</b>	<b>1185/21.5</b>	<b>118-313</b>	<b>.377</b>	<b>76-199</b>	<b>.382</b>	<b>53-77</b>	<b>.688</b>	<b>34-70</b>	<b>104</b>	<b>1.9</b>	<b>70-0</b>	<b>20</b>	<b>30</b>	<b>11</b>	<b>10</b>	<b>365/6.6</b>

\* -- American Athletic Conference; # -- BIG EAST Conference



**TYLER POLLEY  
CAREER HIGH  
PERFORMANCES**

Points	23	Career -- All Games	23
FG Made	8	at Marquette (1/5/21)	8
FG Atts.	15	at Marquette (1/5/21)	15
3-Pt. FG	5	Three times	5
3-Pt. FGA	9	SMU (2/21/19)	9
FT	6	Maine (12/1/19)	4
FT Att.	6	Four times	6
Off. Reb.	6	Tulane (1/8/20)	6
Def. Reb.	5	Tulane (1/8/20)	5
Total Reb.	11	Tulane (1/8/20)	11
Assists	3	Two times	2
TO	4	Memphis (2/10/19)	4
Blocks	4	Cornell (11/20/18)	2
Steals	2	Two times	1
Minutes	38	SMU (2/21/19)	38

**Career-- Conference  
Regular Season Games**

at Marquette (1/5/21)	23
at Marquette (1/5/21)	8
Three times	15
Four times	5
SMU (2/21/19)	9
Three times	4
Two times	6
Tulane (1/8/20)	6
Tulane (1/8/20)	5
Tulane (1/8/20)	11
Two times	2
Memphis (2/10/19)	4
Two times	2
Seven times	1
SMU (2/21/19)	38



**TYLER POLLEY GAME-BY-GAME STATISTICS**

2020-21

Opponent	Date	GS	MIN	Total		3-Pointers		Free throws		Rebounds		PF	A	TO	BLK	STL	PTS	AVG		
				FG-FGA	PCT	3FG-3FGA	PCT	FT-FTA	PCT	OFF	DEF								TOT	AVG
Central Conn. St.	11/25/2020	*	26:01	5-10	.500	2-6	.333	2-2	1.000	3	4	7	7.0	1	1	1	14	14.0		
Hartford	11/27/2020	*	15:04	0-2	.000	0-0	.000	0-0	.000	1	1	2	4.5	4	1	1	0	7.0		
vs Southern California	12/03/2020		04:02	0-3	.000	0-2	.000	0-0	.000	0	0	0	3.0	4	0	1	0	4.7		
DePaul	12/30/2020		15:55	2-6	.333	1-3	.333	0-0	.000	2	1	3	3.0	2	0	0	1	5.8		
at Marquette	01/05/2021		24:23	8-12	.667	5-8	.625	2-3	.667	0	4	4	3.2	1	1	0	23	8.4		
at Butler	01/09/2021		32:16	5-10	.500	5-8	.625	4-4	1.000	0	0	0	2.7	0	0	0	19	10.2		
at DePaul	01/11/2021		27:26	4-9	.444	3-8	.375	1-2	.500	1	3	4	2.9	0	1	0	12	10.4		
St. John's (NY)	01/18/2021		25:53	2-8	.250	1-6	.167	2-2	1.000	1	0	1	2.6	2	0	0	1	7.100		
at Creighton	01/23/2021		16:47	0-4	.000	0-4	.000	0-0	.000	0	1	1	2.4	3	0	1	0	8.9		
Butler	01/26/2021		21:19	3-7	.429	2-4	.500	0-0	.000	0	4	4	2.6	0	1	0	0	8.88		
Seton Hall	02/06/2021		16:22	2-5	.400	1-3	.333	0-0	.000	1	0	1	2.5	0	1	0	0	5.85		
at Providence	02/10/2021	*	20:27	2-12	.167	1-8	.125	0-0	.000	1	1	2	2.4	0	0	0	0	5.82		
at Xavier	02/13/2021		26:59	3-8	.375	2-4	.500	2-2	1.000	2	0	2	2.4	1	0	1	0	10.83		
Providence	02/16/2021		19:56	3-8	.375	2-5	.400	1-1	1.000	0	0	0	2.2	1	1	0	1	9.84		
at Villanova	02/20/2021		25:30	1-3	.333	1-3	.333	0-0	.000	2	2	2	2.2	3	1	0	0	3.80		
at Georgetown	02/23/2021		25:59	2-8	.250	1-5	.200	0-0	.000	0	1	1	2.1	1	0	1	0	5.78		
Marquette	02/27/2021		21:28	3-7	.429	3-6	.500	0-0	.000	0	2	2	2.1	0	1	0	1	9.79		
at Seton Hall	03/03/2021		13:24	0-1	.000	0-0	.000	0-0	.000	0	0	0	2.0	0	0	0	0	0.74		
Georgetown	03/06/2021		18:53	3-9	.333	3-9	.333	2-2	1.000	0	1	1	1.9	0	0	1	0	11.76		
vs DePaul	03/11/2021		19:03	3-7	.429	2-5	.400	1-1	1.000	3	2	5	2.1	3	0	2	0	9.77		
vs Creighton	03/12/2021		19:09	1-5	.200	1-5	.200	2-2	1.000	1	0	1	2.0	2	0	0	0	5.76		
vs Maryland	03/20/2021		20:44	2-5	.400	2-5	.400	0-0	.000	0	0	0	2.0	1	0	0	0	6.75		
<b>Totals</b>			<b>3</b>	<b>456:59</b>	<b>54-149</b>	<b>.362</b>	<b>38-107</b>	<b>.355</b>	<b>19-21</b>	<b>.905</b>	<b>16</b>	<b>27</b>	<b>43</b>	<b>2.0</b>	<b>28</b>	<b>8</b>	<b>7</b>	<b>4</b>	<b>165</b>	<b>7.5</b>

2019-20

Opponent	Date	GS	MIN	Total		3-Pointers		Free throws		Rebounds		PF	A	TO	BLK	STL	PTS	AVG			
				FG-FGA	PCT	3FG-3FGA	PCT	FT-FTA	PCT	OFF	DEF								TOT	AVG	
Sacred Heart	11/08/19	*	31:41	3-9	.333	1-5	.200	3-4	.750	2	1	4	4.0	2	3	1	1	10	10.0		
Saint Joseph's	11/13/19	*	26:07	4-5	.800	4-4	1.000	1-2	.500	0	2	2	3.0	5	0	0	3	13	11.5		
Florida	11/17/19	*	31:57	6-13	.462	3-8	.375	0-0	.000	1	4	5	3.7	1	0	1	0	15	12.7		
vs Buffalo	11/21/19	*	28:00	2-4	.500	2-3	.667	0-0	.000	1	3	4	3.8	3	2	1	0	0	6.110		
vs Xavier	11/22/19	*	36:00	3-9	.333	2-8	.250	2-2	1.000	0	2	2	3.4	0	0	1	1	10	10.8		
vs Miami (FL)	11/24/19	*	15:00	2-4	.500	0-2	.000	0-0	.000	0	1	1	3.0	2	1	1	0	4	9.7		
Maine	12/01/19	*	25:47	2-7	.286	2-5	.400	6-6	1.000	2	0	2	2.9	1	1	1	1	12	10.0		
Iona	12/04/19	*	21:47	4-6	.667	3-5	.600	3-4	.750	2	0	2	2.8	3	1	0	0	14	10.5		
vs Indiana	12/10/19	*	31:52	3-7	.429	3-7	.429	3-4	.750	1	2	3	2.8	2	0	0	0	12	10.7		
Saint Peter's	12/18/19	*	20:26	4-7	.571	4-6	.667	0-0	.000	1	0	1	2.6	1	0	0	0	12	10.8		
New Hampshire	12/22/19	*	22:39	2-4	.500	2-4	.500	0-0	.000	0	3	3	2.6	3	0	0	0	6	10.4		
NJIT	12/29/19	*	20:27	2-9	.222	1-5	.200	2-2	1.000	3	2	5	2.8	2	0	2	0	7	10.1		
at Cincinnati	01/01/20	*	15:38	0-4	.000	0-3	.000	0-0	.000	0	1	1	2.7	0	0	0	0	1	9.3		
at South Fla.	01/04/20	*	13:06	1-5	.200	1-2	.500	0-0	.000	0	2	2	2.6	0	1	0	0	3	8.9		
Tulane	01/08/20	*	35:09	7-15	.467	2-7	.286	3-5	.600	6	5	11	3.2	0	0	0	0	19	9.5		
<b>Totals</b>			<b>15</b>	<b>375:36</b>	<b>45-108</b>	<b>.417</b>	<b>30-74</b>	<b>.405</b>	<b>23-29</b>	<b>.793</b>	<b>19</b>	<b>29</b>	<b>48</b>	<b>3.2</b>	<b>25</b>	<b>9</b>	<b>5</b>	<b>8</b>	<b>6</b>	<b>143</b>	<b>9.5</b>

three-pointers, in final regular-season game at East Carolina (3/10/19).

**As a Freshman in 2017-18:** Played in all 32 games for the Huskies, earning 10 starts, including the first five games of the season... Scored 87 points (2.7), grabbed 36 rebounds (1.1), and shot 41.7 percent from three-point range, tops on the team of anybody with more than 5 three-point attempts... Had 9 points and 4 rebounds against Colgate in his first game as a freshman.

**Before College:** Came to UConn from The Sagemont School (Weston, Fla.), where he played under Coach Adam Ross... Regarded as a Top 100 recruit... Two-time All-Broward County First Team selection... Averaged 21.1 points, 8.0 rebounds and shot 60.0 percent as a senior in 2016-17, helping Sagemont to a 22-7 record and to the 4A Regional Final... Played AAU ball for E1T1 (Orlando).

**Personal Information:** Tyler Jacobi Polley... Born April 7, 1999... Son of Kimara and Alvin Rogers and Tommy Polley... Has younger brother, Alvin... Honor roll student at the Sagemont School... Dad Tommy was an All-American linebacker at Florida State and spent six seasons in the NFL with the Rams, Saints and Ravens, playing in Super Bowl XXXVI in 2002 with the Rams.

2018-19

Opponent	Date	GS	MIN	Total		3-Pointers		Free throws		Rebounds		PF	A	TO	BLK	STL	PTS	AVG		
				FG-FGA	PCT	3FG-3FGA	PCT	FT-FTA	PCT	OFF	DEF								TOT	AVG
Morehead St.	11/08/2018	*	22:01	2-6	.333	1-4	.250	1-2	.500	2	1	3	3.0	5	1	0	1	6	6.0	
Kansas City	11/11/2018	*	25:53	3-6	.500	2-4	.500	4-5	.800	2	1	3	3.0	0	0	0	0	12	9.0	
vs Syracuse	11/15/2018	*	32:00	3-7	.429	2-4	.500	1-3	.333	1	3	4	3.3	2	1	1	3	9.9		
vs Iowa	11/16/2018	*	20:00	2-7	.286	0-1	.000	0-0	.000	2	1	3	3.3	4	0	1	0	4	7.8	
Cornell	11/20/2018	*	27:55	4-7	.571	1-2	.500	1-1	1.000	1	2	3	3.2	3	1	1	4	10	8.2	
New Hampshire	11/25/2018	*	26:24	5-7	.714	1-3	.333	1-2	.500	1	2	3	3.2	2	2	0	0	12	8.8	
UMass Lowell	11/27/2018	*	27:46	4-7	.571	1-4	.250	0-1	.000	0	1	1	2.9	0	0	1	0	1	9.89	
Arizona	12/02/2018	*	21:04	3-6	.500	2-5	.400	0-0	.000	0	3	3	2.9	4	0	0	2	0	8.88	
Lafayette	12/05/2018	*	26:36	6-12	.500	4-7	.571	0-0	.000	1	1	2	2.8	0	0	1	1	12	16.96	
vs Florida St.	12/08/2018	*	19:19	2-5	.400	1-3	.333	0-0	.000	2	0	2	2.7	4	0	2	0	0	5.91	
Manhattan	12/15/2018	*	27:08	1-4	.250	1-4	.250	5-6	.833	1	2	3	2.7	0	2	1	1	8.90		
Drexel	12/18/2018	*	18:34	3-4	.750	3-3	1.000	0-0	.000	0	0	0	2.5	2	0	0	1	1	9.90	
vs Villanova	12/22/2018	*	31:44	2-4	.500	0-1	.000	0-0	.000	0	0	0	2.3	3	0	0	0	4	8.6	
at South Fla.	01/02/2019	*	27:00	1-10	.100	0-7	.000	2-2	1.000	0	1	1	2.2	3	0	1	2	1	4	8.3
UCF	01/05/2019	*	22:01	1-5	.200	0-3	.													



# Isaiah WHALEY

5

Gr. Student  
Forward  
6-9 • 225

Gastonia, N.C.

**While at UConn:** Will play his fifth season at UConn in 2021-22, taking advantage of the extra season offered by the NCAA due to Covid-19... Graduated in May, 2021, with a degree in Urban and Community Studies... Has appeared in 106 games, starting 41, including all 23 games in 2020-21... Has career average of 4.4 points, 3.6 rebounds, 1.3 blocks, with an overall career field goal percentage of .519... Long, athletic big man with impressive wingspan and quick jumping ability... Has 17 career double-figure scoring games and 9 career double-doubles... Worked his way into the UConn rotation as a freshman, starting 12 games, and averaged over 13 minutes of playing time per game... Led the Huskies in blocked shots as a freshman and a senior.

**As a Senior in 2020-21:** Appeared in all 23 games, the only player to start every game, and averaged career-bests of 8.0 points, 6.2 rebounds and 2.6 blocks

(14th in Division I) per game... Ranked second in BIG EAST in blocked shots... Named BIG EAST co-Defensive Player of Year... Had 4 double-doubles and 9 double-figure scoring games... Had career-high 7 blocks vs. Butler (1/26/21)... Led team with 17 points, 10 rebounds in win at Seton Hall.

**As a Junior in 2019-20:** Appeared in 30 games, starting six, averaging 6.0 points, 5.0 rebounds and 1.5 blocks per game... His .540 field goal percentage led the team... Stepped into starting lineup for last six games of the season and exploded, averaging 13.8 points, 8.7 rebounds, 2.5 blocks, and shot .588 overall and .793 from the foul line for those games, including three double-doubles, helping UConn go 5-1... Had career highs of 18 points and 14 rebounds in his first start of season in win over Temple.

**As a Sophomore in 2018-19:** Appeared in 23 games, scoring 19 points, grabbing 24 rebounds and shooting .667 overall in limited minutes... Best performance was against USF (3/14/19) at the AAC Championship in Memphis, when he equaled a career-high with 8 points and grabbed 4 rebounds in 11 minutes... Scored 4 points at SMU (2/21/19) and against UMass Lowell (11/27/18)... Had 2 blocks in 7 minutes vs. Morehead State (11/8/18).

**As a Freshman in 2017-18:** Appeared in 30 games, starting 12, including nine straight, and averaged 13.2 minutes, 2.6 points, 2.2 rebounds per game... First start was against No. 18 Arizona... Led the team in blocked shots with 30 (1.0) and field goal percentage at 55.8 percent of those taking more than 15 shot attempts... Had season-high of 8 points in four different games, including season opener vs. Colgate... Grabbed season-high 8 rebounds, including 5 offensive rebounds, against Coppin State... Had season-high 5 blocks against UCF.

**Before College:** Came to UConn following a postgraduate year at Mount Zion Prep in Baltimore, where he played under Coach Roderick Harrison... Averaged 22.0 points, 11.0 rebounds and 5.0 blocks at Mount Zion,



## ISAIAH WHALEY CAREER STATISTICS

YEAR	GP-GS	MIN/AVG	Total FG-FGA	PCT	3-Point FG-FGA	PCT	FT-FTA	PCT	Rebs OFF-DEF	TOT	AVG	PF-FO	AST	TO	BLK	STL	PTS/AVG
2017-18	30-12	414/13.8	29-52	.558	0-0	.000	19-28	.679	34-33	67	2.2	47-0	10	12	30	11	77/2.6
2018-19	23-0	83/3.6	8-12	.667	0-0	.000	3-9	.333	8-16	24	1.0	17-1	0	5	5	3	19/0.8
2019-20	30-6	563/18.8	68-126	.540	0-0	.000	44-60	.733	60-89	149	5.0	68-2	17	27	46	19	180/6.0
2020-21	23-23	631/27.4	81-169	.479	8-23	.348	15-32	.469	57-85	142	6.2	66-5	35	31	60	22	185/8.0
<b>TOTALS</b>	<b>106-41</b>	<b>1689/15.9</b>	<b>187-360</b>	<b>.519</b>	<b>8-23</b>	<b>.348</b>	<b>81-129</b>	<b>.628</b>	<b>159-223</b>	<b>382</b>	<b>3.6</b>	<b>198-8</b>	<b>62</b>	<b>75</b>	<b>141</b>	<b>55</b>	<b>463/4.4</b>
Conference YEAR	GP-GS	MIN/AVG	Total FG-FGA	PCT	3-Point FG-FGA	PCT	FT-FTA	PCT	Rebs OFF-DEF	TOT	AVG	PF-FO	AST	TO	BLK	STL	PTS/AVG
*2017-18	18-9	291/16.2	19-38	.500	0-0	.000	13-19	.684	23-24	47	2.6	36-0	7	8	22	7	51/2.8
*2018-19	12-0	32/2.7	3-5	.600	0-0	.000	1-3	.333	5-3	8	0.7	3-0	0	3	2	1	7/0.6
*2019-20	18-6	420/23.3	54-92	.587	0-0	.000	40-52	.769	50-68	118	6.6	45-1	12	20	35	15	148/8.2
#2020-21	17-17	458/27.0	58-119	.487	7-16	.438	6-16	.375	34-64	98	5.8	57-5	23	27	43	17	129/7.6
<b>TOTALS</b>	<b>65-32</b>	<b>1201/18.5</b>	<b>134-254</b>	<b>.528</b>	<b>7-16</b>	<b>.438</b>	<b>60-90</b>	<b>.667</b>	<b>112-159</b>	<b>271</b>	<b>4.2</b>	<b>141-6</b>	<b>42</b>	<b>58</b>	<b>102</b>	<b>40</b>	<b>335/5.2</b>

\* -- American Athletic Conference; # -- BIG EAST Conference



<b>ISAAH WHALEY CAREER HIGH PERFORMANCES</b>	<b>Points</b>	18	<b>Career -- All Games</b>	18	<b>Career-- Conference</b>	18
	<b>FG Made</b>	8	Two Times	8	Two Times	8
	<b>FG Atts.</b>	14	Two Times	14	Two Times	14
	<b>3-Pt. FG</b>	2	at Creighton (1/23/21)	2	at Creighton (1/23/21)	2
	<b>3-Pt. FGA</b>	4	at Creighton (1/23/21)	4	at Creighton (1/23/21)	4
	<b>FT</b>	6	E. Carolina (2/29/20)	6	E. Carolina (2/29/20)	6
	<b>FT Att.</b>	8	Houston (3/5/20)	8	Houston (3/5/20)	8
	<b>Off. Reb.</b>	6	Three Times	6	Three Times	6
	<b>Def. Reb.</b>	10	Temple (2/20/20)	10	Temple (2/20/20)	10
	<b>Total Reb.</b>	14	Temple (2/20/20)	14	Temple (2/20/20)	14
	<b>Assists</b>	4	Three Times	4	at Xavier (2/13/21)	4
	<b>TO</b>	4	Three Times	4	Three Times	4
	<b>Blocks</b>	7	Butler (1/26/21)	7	Butler (1/26/21)	7
	<b>Steals</b>	4	Houston (1/23/20)	4	Houston (1/23/20)	4
	<b>Minutes</b>	41	Tulsa (1/3/18)	41	Tulsa (1/3/18)	41



**ISAAH WHALEY GAME-BY-GAME STATISTICS**

2020-2021

Opponent	Date	GS	MIN	Total FG-FGA	PCT	3FG-3FGA	PCT	FT-FTA	PCT	OFF	DEF	TOT	AVG	PF	A	T/O	BLK	STL	PTS	AVG	
Central Conn. St.	11/25/2020	*	17:06	5-6	.833	0-0	.000	2-4	.500	3	4	7	7.0	3	0	1	1	0	12	12.0	
Hartford	11/27/2020	*	28:58	5-10	.500	0-0	.000	0-0	.000	3	7	10	8.5	1	4	2	5	1	10	11.0	
vs Southern California	12/03/2020	*	35:58	4-10	.400	0-1	.000	2-2	1.000	4	1	5	7.3	3	0	0	5	0	10	10.7	
Creighton	12/20/2020	*	18:45	3-3	1.000	0-0	.000	1-3	.333	0	3	3	6.3	5	1	1	1	2	7	9.8	
DePaul	12/30/2020	*	14:47	1-4	.250	0-0	.000	0-0	.000	1	3	4	5.8	5	0	3	0	0	2	8.2	
at Marquette	01/05/2021	*	33:21	7-10	.700	1-1	1.000	0-0	.000	6	7	13	7.0	2	3	1	2	1	15	9.3	
at Butler	01/09/2021	*	33:01	4-7	.571	1-2	.500	0-0	.000	1	2	3	6.4	5	2	2	3	2	9	9.3	
at DePaul	01/11/2021	*	31:49	4-10	.400	0-1	.000	0-0	.000	2	3	5	6.3	2	0	4	2	2	8	9.1	
St. John's (NY)	01/18/2021	*	35:29	4-8	.500	0-0	.000	1-2	.500	2	6	8	6.4	3	2	3	2	1	9	9.1	
at Creighton	01/23/2021	*	36:17	4-13	.308	2-4	.500	0-0	.000	2	7	9	6.7	3	2	2	3	0	10	9.2	
Butler	01/26/2021	*	32:55	3-9	.333	0-1	.000	0-2	.000	0	5	5	6.5	0	1	3	7	1	6	8.9	
Seton Hall	02/06/2021	*	29:55	1-4	.250	0-1	.000	0-0	.000	1	1	2	6.2	4	2	0	4	1	2	8.3	
at Providence	02/10/2021	*	28:38	2-4	.500	0-0	.000	0-0	.000	2	4	6	6.2	5	0	0	1	1	4	8.0	
at Xavier	02/13/2021	*	31:50	4-9	.444	1-2	.500	3-4	.750	2	8	10	6.4	3	2	5	1	12	8.3		
Providence	02/16/2021	*	25:34	2-5	.400	0-0	.000	0-2	.000	2	4	6	6.4	4	2	1	3	1	4	8.0	
at Villanova	02/20/2021	*	21:13	1-5	.200	0-0	.000	0-0	.000	1	2	3	6.0	3	1	1	4	0	2	7.6	
at Georgetown	02/23/2021	*	21:47	3-6	.500	0-0	.000	1-2	.500	6	1	7	6.2	5	0	1	2	1	7	7.6	
Marquette	02/27/2021	*	15:50	2-3	.667	0-0	.000	0-0	.000	1	1	2	6.0	4	1	1	1	1	4	7.4	
at Seton Hall	03/03/2021	*	32:46	8-14	.571	1-3	.333	0-0	.000	5	10	6.2	6.2	0	2	1	1	2	17	7.9	
Georgetown	03/06/2021	*	14:20	5-5	1.000	1-1	1.000	0-1	.000	0	2	2	6.0	4	1	1	1	1	11	8.1	
vs DePaul	03/11/2021	*	23:11	2-8	.250	0-3	.000	1-2	.500	4	4	8	6.1	0	3	1	4	1	5	7.9	
vs Creighton	03/12/2021	*	32:27	4-8	.500	1-1	1.000	4-6	.667	4	3	7	6.1	1	1	0	0	1	13	8.1	
vs Maryland	03/20/2021	*	34:56	3-8	.375	0-2	.000	0-2	.000	5	2	7	6.2	1	4	0	2	2	6	8.0	
<b>Totals</b>			<b>23</b>	<b>630:54</b>	<b>81-169</b>	<b>.479</b>	<b>8-23</b>	<b>.348</b>	<b>15-32</b>	<b>.469</b>	<b>57</b>	<b>85</b>	<b>142</b>	<b>6.2</b>	<b>66</b>	<b>35</b>	<b>31</b>	<b>60</b>	<b>22</b>	<b>185</b>	<b>8.0</b>

**Player Averages**

Games Played	Minutes/game	Points/game	FG Pct	3FG Pct	FT Pct	Rebounds/game	Assists/game	Turnovers/game	Assist/Turnover ratio	Steals/game	Blocks/game
23	27.4	8.0	47.9	34.8	46.9	6.2	1.5	1.3	1.1	1.0	2.6

2019-2020

Opponent	Date	GS	MIN	Total FG-FGA	PCT	3FG-3FGA	PCT	FT-FTA	PCT	OFF	DEF	TOT	AVG	PF	A	T/O	BLK	STL	PTS	AVG
Sacred Heart	11/08/2019		10:18	2-4	.500	0-0	.000	2-2	1.000	2	2	4	4.0	4	1	0	1	0	6	6.0
Saint Joseph's	11/13/2019		09:42	0-1	.000	0-0	.000	0-0	.000	1	0	1	2.5	1	0	0	0	0	0	3.0
Florida	11/17/2019		16:53	3-4	.750	0-0	.000	1-2	.500	0	6	6	3.7	1	0	1	0	1	7	4.3
vs Buffalo	11/21/2019		08:00	0-5	.000	0-0	.000	0-0	.000	1	1	2	3.3	0	1	1	0	0	0	3.3
vs Xavier	11/22/2019		12:00	0-2	.000	0-0	.000	0-0	.000	0	1	1	2.8	5	0	2	1	0	0	2.8
vs Miami (FL)	11/24/2019		11:00	2-5	.400	0-0	.000	0-0	.000	2	1	3	2.8	2	0	0	1	0	4	2.6
Maine	12/01/2019		11:36	0-2	.000	0-0	.000	1-2	.500	0	1	1	2.6	1	0	0	0	0	1	2.6
Iona	12/04/2019		06:59	2-3	.667	0-0	.000	0-0	.000	1	0	1	2.4	1	0	0	0	0	4	2.8
vs Indiana	12/10/2019		01:54	0-0	.000	0-0	.000	0-0	.000	0	0	0	2.1	0	0	0	0	0	0	2.4
Saint Peter's	12/18/2019		16:00	2-3	.667	0-0	.000	0-0	.000	1	1	2	2.1	2	0	1	2	2	4	2.6
New Hampshire	12/22/2019		21:45	3-3	1.000	0-0	.000	0-2	.000	1	5	6	2.5	4	2	2	1	1	6	2.9
NJIT	12/29/2019		16:49	0-2	.000	0-0	.000	0-0	.000	1	3	4	2.6	2	1	1	3	1	0	2.7
at Cincinnati	01/01/2020		20:14	0-2	.000	0-0	.000	0-0	.000	1	5	6	2.8	3	0	0	4	0	0	2.5
at South Fla.	01/04/2020		20:52	3-5	.600	0-0	.000	1-1	1.000	2	3	5	3.0	2	0	2	1	1	7	2.8
Tulane	01/08/2020		04:21	1-2	.500	0-0	.000	0-0	.000	0	1	0	2.9	0	0	0	0	0	0	2.7
Wichita St.	01/12/2020		06:04	0-0	.000	0-0	.000	2-3	.667	0	0	0	2.7	1	0	0	0	0	0	2.7
at Houston	01/23/2020		27:21	4-6	.667	0-0	.000	5-6	.833	2	9	11	3.2	4	1	1	0	4	13	3.3
Tulsa	01/26/2020		06:02	0-0	.000	0-0	.000	1-2	.500	0	0	0	3.0	4	1	0	0	0	1	3.2
Temple	01/29/2020		17:16	4-7	.571	0-0	.000	2-2	1.000	4	2	6	3.2	1	1	0	2	1	10	3.5
at Memphis	02/01/2020		27:05	4-6	.667	0-0	.000	0-0	.000	5	4	9	3.5	5	3	4	1	1	8	3.8
at Tulsa	02/06/2020		23:06	3-3	1.000	0-0	.000	4-4	1.000	4	8	12	3.9	4	0	4	1	1	10	4.0
Cincinnati	02/09/2020		15:36	0-0	.000	0-0	.000	1-2	.500	1	1	2	3.8	3	2	1	5	0	1	3.9
at SMU	02/12/2020		21:12	3-3	1.000	0-0	.000	0-1	.000	4	3	7	3.9	1	0	0	1	6	4.0	
Memphis	02/16/2020		34:39	2-7	.286	0-0	.000	1-2	.500	4	3	7	4.0	2	0	1	6	1	5	4.0
at Temple	02/20/2020	*	38:04	8-14	.571	0-0	.000	2-2	1.000	4	10	14	4.4	4	0	3	2	0	18	4.6
South Fla.	02/23/2020	*	35:44	2-4	.500	0-0	.000	4-5	.800	1	4	5	4.5	1	1	0	4	2	8	4.7
UCF	02/26/2020	*	31:39	7-9	.778	0-0	.000	4-4	1.000	5	6	11	4.7	1	2	1	2	1	18	5.2
at East Carolina	02/29/2020	*	27:19	5-7	.714	0-0	.000	6-7	.857	4	3	7	4.8	4	1	0	1	0	16	5.6
Houston	03/05/2020	*	32:06	4-6	.667	0-0	.000	5-8	.625	2	3	5	4.8	2	0	0	1	1	13	5.9
at Tulane	03/08/2020	*	31:01	4-11	.364	0-0	.000	2-3	.667	6	4	10	5.0	2	1	2	5	0	10	6.0
<b>Totals</b>			<b>6</b>	<b>562:36</b>	<b>68-126</b>	<b>.540</b>	<b>0-0</b>	<b>.000</b>	<b>44-60</b>	<b>.733</b>	<b>60</b>	<b>89</b>	<b>149</b>	<b>5.0</b>	<b>68</b>	<b>17</b>	<b>27</b>	<b>46</b>	<b>19</b>	



# R.J. COLE

2

**Gr. Student  
Guard  
6-1 • 185  
Union, N.J.**

**While at UConn:** After sitting out the 2019-20 season as a transfer from Howard, had an immediate impact in 2020-21, playing 23 games with 21 starts, leading the team in assists (4.3), steals (1.2), three-point fg percentage (.386), minutes played, and finishing second in scoring (12.2)... Named to USBWA All-District I Team... Named to 2020-21 BIG EAST All-Academic Team, following his selection to the 2019-20 AAC All-Academic Team... Will play as a graduate student in 2021-22 after earning a degree in Economics in May, 2021... Needs just 210 points for a college career total

of 2,000 points.

**As a Senior in 2020-21:** Played in all 23 games, starting 21, averaging 12.2 points, 3.0 rebounds, 4.3 assists, 1.2 steals per game and leading the team in 3-point shooting percentage (.386)... Was second in BIG EAST in assist-to-turnover ratio (2.5) and fifth in assists... Named BIG EAST Player of the Week on March 1 and to BIG EAST Honor Roll on Feb. 15... Had 16 double-figure scoring games, including season-high 24 points at Xavier... Had back-to-back 8-assist games in regular-season finale against Georgetown and BIG EAST tourney opener vs. Georgetown.

**Before UConn:** Came to UConn following two years at Howard University (Washington D.C.)... Had two stellar seasons at Howard, named the Mid-Eastern Athletic Conference Rookie of the Year in 2017-18 and the MEAC Player of the Year in 2018-19... Named AP Honorable Mention All-American and First Team All-ECAC in 2018-19... Appeared in 67 games at Howard, starting 66, and averaged 22.5 points, 4.0 rebounds, 6.2 assists, and shot .404 overall and .370 from three-point range... Reached 1,000 career points in 44 games, faster than any player in Howard history... Left Howard with 1,510 points and 418 assists.

**As a Sophomore in 2018-19 (at Howard University):** Appeared in all 34 games, starting 33, averaging 21.4 points, 4.1 rebounds, 6.4 assists, 1.8 steals, with a 2.0 assist-to-turnover ratio... MEAC Player of the Year after leading conference in scoring for second straight season... First Team All-ECAC... AP Honorable Mention



## R.J. COLE CAREER STATISTICS

YEAR	GP-GS	MIN/AVG	Total FG-FGA	PCT	3-Point FG-FGA	PCT	FT-FTA	PCT	Rebs OFF-DEF	TOT	AVG	PF-FO	AST	TO	BLK	STL	PTS/AVG
*2017-18	33-33	1252/37.9	241-612	.394	109-304	.359	191-248	.770	27-103	130	3.9	87-1	200	127	0	57	782/23.7
*2018-19	34-33	1209/35.6	218-525	.415	84-217	.387	208-254	.819	24-116	140	4.1	76-0	218	110	1	64	728/21.4
#2020-21	23-21	714/31.1	92-238	.387	39-101	.386	57-74	.770	16-53	69	3.0	46-0	99	40	0	27	280/12.2
<b>TOTALS</b>	<b>90-87</b>	<b>3174/35.3</b>	<b>551-1375</b>	<b>.401</b>	<b>232-622</b>	<b>.373</b>	<b>456-576</b>	<b>.792</b>	<b>67-272</b>	<b>339</b>	<b>3.8</b>	<b>209-1</b>	<b>517</b>	<b>277</b>	<b>1</b>	<b>148</b>	<b>1790/19.9</b>
Conference	GP-GS	MIN/AVG	Total FG-FGA	PCT	3-Point FG-FGA	PCT	FT-FTA	PCT	Rebs OFF-DEF	TOT	AVG	PF-FO	AST	TO	BLK	STL	PTS/AVG
*2017-18	16-16	635/39.7	128-313	.409	62-175	.354	93-131	.710	18-52	70	4.4	39-0	99	69	0	27	411/25.7
*2018-19	16-15	592/37.0	103-231	.446	45-99	.455	106-129	.822	11-51	62	3.9	38-0	91	54	0	28	357/22.3
#2020-21	17-15	551/32.4	71-182	.390	25-71	.352	52-69	.754	11-42	53	3.1	35-0	74	31	0	20	219/12.9
<b>TOTALS</b>	<b>49-46</b>	<b>1778/36.3</b>	<b>302-726</b>	<b>.416</b>	<b>132-345</b>	<b>.383</b>	<b>251-329</b>	<b>.763</b>	<b>40-145</b>	<b>185</b>	<b>3.8</b>	<b>112-0</b>	<b>264</b>	<b>154</b>	<b>0</b>	<b>75</b>	<b>987/20.1</b>

\* -- at Howard University (Mid-Eastern Athletic Conference); # -- at UConn (BIG EAST Conference)



**R.J. COLE  
CAREER HIGH  
PERFORMANCES**

**Career -- All Games**

Points \*42 UNCW (12/22/17)  
 FG Made \*13 UNCW (12/22/17)  
 FG Atts. \*23 Five times  
 3-Pt. FG \*7 Norfolk St. (3/7/19)  
 3-Pt. FGA \*16 Two times  
 FT \*14 Beth-Cook (2/11/19)  
 FT Att. \*17 Hampton (12/22/18)  
 Off. Reb. \*4 NCAT (1/11/18)  
 Def. Reb. \*12 Coast.Carol. (3/20/19)  
 Total Reb. \*12 Coast. Carol. (3/20/19)  
 Assists \*10 Three times  
 TO \*11 Fla. A&M (1/5/19)  
 Blocks \*1 Harvard (1/21/19)  
 Steals 6 Two times (\*once)  
 Minutes \*45 Three times

**Career-- MEAC  
Regular Season Games**

Norfolk St. (3/7/19) \*36  
 Two times \*10  
 Four times \*15  
 Norfolk St. (3/7/19) \*7  
 Two times \*16  
 Beth-Cook (2/11/19) \*14  
 Beth-Cook (2/11/19) \*15  
 NCAT (1/22/18) \*4  
 Three times \*7  
 UMES (2/12/18) \*9  
 Two times \*10  
 Fla. A&M (1/5/19) \*11  
 --  
 --  
 Two times (\*once) 6  
 Three times \*45



\* -- at Howard University

**R.J. COLE GAME-BY-GAME STATISTICS**

2020-21

Opponent	Date	GS	MIN	Total			3-Pointers			Free throws			Rebounds			PF	A	T/O	BLK	STL	PTS	AVG
				FG-FGA	PCT	3FG-3FGA	PCT	FT-FTA	PCT	OFF	DEF	TOT	AVG	PF	A							
Central Conn. St.	11/25/2020	*	30:28	5-13	.385	3-8	.375	4-4	1.000	0	0	0	0	0	2	6	4	0	4	17	17.0	
Hartford	11/27/2020	*	22:02	4-7	.571	2-4	.500	0-0	.000	0	2	2	1.0	4	1	2	0	1	10	13.5		
vs Southern California	12/03/2020	*	28:16	2-8	.250	2-5	.400	0-0	.000	1	4	5	2.3	2	4	1	0	1	6	11.0		
Creighton	12/20/2020	*	40:04	2-13	.154	2-8	.250	6-8	.750	0	0	0	1.8	4	2	2	0	1	12	11.3		
DePaul	12/30/2020	*	28:56	3-7	.429	1-4	.250	1-2	.500	1	1	2	1.8	2	6	2	0	0	8	10.6		
at Marquette	01/05/2021	*	29:53	1-6	.167	1-3	.333	2-2	1.000	0	3	3	2.0	0	5	2	0	0	5	9.7		
at Butler	01/09/2021	*	24:30	3-9	.333	0-2	.000	1-2	.500	1	6	7	2.7	4	2	1	0	0	7	9.3		
at DePaul	01/11/2021	*	35:32	3-9	.333	2-4	.500	4-6	.667	1	2	3	2.8	1	4	1	0	4	12	9.6		
St. John's (NY)	01/18/2021	*	37:43	6-16	.375	4-7	.571	2-4	.500	2	1	3	2.8	4	5	2	0	1	18	10.6		
at Creighton	01/23/2021	*	37:40	4-10	.400	0-3	.000	6-7	.857	1	3	4	2.9	2	5	2	0	1	14	10.9		
Butler	01/26/2021	*	28:47	4-7	.571	1-2	.500	2-2	1.000	1	3	4	3.0	3	5	3	0	2	11	10.9		
Seton Hall	02/06/2021	*	32:56	3-7	.429	0-3	.000	6-7	.857	1	2	3	3.0	2	1	2	0	0	12	11.0		
at Providence	02/10/2021	*	31:02	5-12	.417	1-3	.333	3-6	.500	0	2	2	2.9	2	6	5	0	2	14	11.2		
at Xavier	02/13/2021	*	34:44	7-14	.500	5-7	.714	5-6	.833	0	4	4	3.0	3	7	1	0	2	24	12.1		
Providence	02/16/2021	*	35:22	5-13	.385	1-3	.333	2-2	1.000	0	4	4	3.1	2	5	2	0	1	13	12.2		
at Villanova	02/20/2021	*	24:11	2-10	.200	2-8	.250	4-4	1.000	0	1	1	2.9	2	2	1	0	0	10	12.1		
at Georgetown	02/23/2021	*	33:47	8-16	.500	0-2	.000	1-2	.500	1	4	5	3.1	1	7	0	0	6	17	12.4		
Marquette	02/27/2021	*	33:33	9-14	.643	3-6	.500	0-1	.000	1	2	3	3.1	1	3	2	0	0	21	12.8		
at Seton Hall	03/03/2021	*	34:59	5-12	.417	2-3	.667	2-2	1.000	0	3	3	3.1	1	1	1	0	0	14	12.9		
Georgetown	03/06/2021	*	27:05	1-7	.143	0-3	.000	5-6	.833	1	1	2	3.0	1	8	2	0	0	7	12.6		
vs DePaul	03/11/2021	*	23:26	5-10	.500	3-5	.600	1-1	1.000	1	0	1	2.9	1	8	1	0	1	14	12.7		
vs Creighton	03/12/2021	*	29:58	2-6	.333	1-1	1.000	0-0	.000	0	2	2	2.9	1	3	1	0	0	5	12.3		
vs Maryland	03/20/2021	*	29:34	3-12	.250	3-7	.429	0-0	.000	3	3	6	3.0	1	3	0	0	0	9	12.2		
<b>Totals</b>			<b>21</b>	<b>714:29</b>	<b>92:238</b>	<b>.387</b>	<b>39:101</b>	<b>.386</b>	<b>57:74</b>	<b>.770</b>	<b>16</b>	<b>53</b>	<b>69</b>	<b>3.0</b>	<b>46</b>	<b>99</b>	<b>40</b>	<b>0</b>	<b>27</b>	<b>280</b>	<b>12.2</b>	

2018-19 (at Howard University)

Opponent	Date	gs	min	Total			3-Pointers			Free throws			Rebounds			PF	A	T/O	BLK	STL	PTS	AVG
				fg-fga	pct	3fg-fga	pct	ft-fa	pct	off	def	tot	avg	pf	a							
WASHINGTON ADVENTIS	11/07/18	*	22	6-17	.353	3-7	.429	7-8	.875	0	2	2	2.0	2	8	0	0	3	22	22.0		
CENTRAL PENN	11/11/18	*	21	5-12	.417	1-5	.200	3-3	1.000	0	1	1	1.5	2	8	0	0	1	14	18.0		
REGENT	11/13/18	*	19	6-11	.545	3-6	.500	5-5	1.000	3	3	6	3.0	2	7	4	0	3	20	18.7		
at Massachusetts	11/16/18	*	38	4-17	.235	1-8	.125	8-8	1.000	0	5	5	3.5	3	7	4	0	2	17	18.3		
at Southern Illinois	11/19/18	*	40	9-20	.450	4-11	.364	1-1	1.000	1	3	4	3.6	3	9	3	0	2	23	19.2		
at Little Rock	11/23/18	*	33	9-23	.391	4-12	.333	4-4	1.000	2	3	2	3.3	1	3	2	0	1	26	20.3		
at Cal Baptist	11/24/18	*	39	10-17	.588	4-8	.500	7-8	.875	0	6	6	3.7	1	5	3	0	2	31	19.9		
vs Appalachian State	12/4/18	*	38	6-15	.400	0-3	.000	7-9	.778	1	2	3	3.6	1	6	4	0	3	19	21.5		
AMERICAN	12/08/18	*	34	8-15	.533	1-3	.333	4-5	.800	2	5	7	4.0	3	10	5	0	1	21	21.4		
at George Washington	12/14/18	*	40	4-19	.211	0-5	.000	7-8	.875	2	4	6	4.2	1	7	2	0	1	15	20.8		
at Fordham	12/16/18	*	37	4-10	.400	2-3	.667	8-14	.571	0	1	1	3.9	3	5	4	0	1	18	20.5		
at Ball St.	12/20/18	*	30	3-12	.250	2-7	.286	3-4	.750	0	1	1	3.7	2	8	0	0	0	11	19.8		
vs Hampton University	12/22/18	*	40	7-19	.368	2-6	.333	13-17	.765	1	5	6	3.8	2	6	6	0	4	29	20.5		
at Georgetown	12/29/18	*	36	9-21	.429	2-5	.400	8-8	1.000	1	1	2	3.7	1	6	6	0	2	28	21.0		
FLORIDA A&M	01/05/19	*	36	4-9	.444	1-3	.333	10-12	.833	1	0	1	3.5	4	3	11	0	1	19	20.9		
at Maryland Eastern Shore	1/17/19	*	32	7-12	.583	4-5	.800	8-9	.889	0	7	7	3.8	0	5	1	0	1	26	21.2		
BETHUNE COOKMAN	01/12/19	*	39	5-13	.385	0-4	.000	10-12	.833	0	4	4	3.8	3	5	3	0	1	20	21.1		
MORGAN STATE	01/15/19	*	42	4-9	.444	2-4	.500	2-7	.286	3	2	5	3.8	4	6	5	0	1	12	20.6		
at S.C. State	1/19/19	*	43	8-14	.571	4-7	.571	6-6	1.000	0	4	4	3.8	3	6	4	0	1	26	20.9		
HARVARD	01/21/19	*	37	7-18	.389	2-8	.250	5-8	.625	1	2	3	3.8	3	8	2	1	2	21	20.9		
DELAWARE STATE	01/26/19	*	36	6-14	.429	3-9	.333	5-6	.833	0	2	2	3.7	2	5	1	0	1	20	20.9		
MARYLAND EASTERN SH	01/28/19	*	33	4-12	.333	1-5	.200	1-1	1.000	1	1	2	3.6	1	8	2	0	3	10	20.4		
NORFOLK STATE	02/02/19	*	37	8-17	.471	5-10	.500	8-11	.727	0	5	5	3.7	2	6	3	0	2	29	20.7		
at Florida A&M	2/9/19	*	40	7-18	.389	6-10	.600	0-0	.000	1	3	4	3.7	1	7	3	0	0	20	20.7		
at Bethune-Cookman	02/11/19	*	34	7-17	.412	4-6	.667	14-15	.933	2	4	6	3.8	3	6	2	0	1	32	21.2		
NORTH CAROLINA A&T S	02/16/19	*	37	5-14	.357	0-2	.000	10-10	1.000	0	2	2	3.7	3	6	2	0	1	20	21.1		
NORTH CAROLINA CENT	02/18/19	*	32	8-14	.571	0-2	.000	10-11	.909	0	4	4	3.7	2	5	2	0	2	26	21.3		
at Coppin State	02/23/19	*	37	7-17	.412	2-8	.250	3-6	.500	1	3	4	3.8	1	7	3	0	2	19	21.2		
at Morgan State	02/25/19	*	39	5-15	.333	1-4	.250	8-9	.889	1	4	5	3.8	3	4	5	0	6	19	21.1		
at Savannah State	3/2/19	*	39	8-17	.471	5-10	.500	2-3	.667	1	5	6	3.9	3	5	5	0	3	23	21.2		
at Norfolk State	03/07/19	*	36	10-19	.526	7-10	.700	9-11	.818	0	1	1	3.8	3	7	2	0	2	36	21.7		
vs Bethune-Cookman	3/14/19	*	39	8-14	.571	3-6	.500	4-4	1.000	1	5	6	3.8	1	9	5	0	3	23	21.7		
vs Norfolk State	3/15/19	*	40	6-16	.375	3-7	.429	4-7	.571	0	5	5	3.9	3	7	3	0	2	19	21.6		
at Coastal Caro.	03/20/19	*	34	4-18	.222	2-8	.250	4-4	1.000	0	12	12	4.1	4								



# Tyrese MARTIN

4

Senior  
Guard

6-6 • 215

Allentown, Pa.

**While at UConn:** Received an NCAA waiver in September, 2020, allowing immediate eligibility upon his transfer from Rhode Island... Had an immediate impact for UConn, playing 22 games, starting 21... Led team in rebounding, offensive rebounding, finished third in scoring... Has eight career double-doubles and 45 career double-figure scoring games... Needs just 122 points to reach 1,000 career points... Versatile, hard-nosed guard who can play three positions

and guard three positions... One of four returning starters in 2021-22.

**As a Junior in 2020-21:** Played in 22 games, starting 21, averaging 10.3 points, a team-leading 7.5 rebounds, shooting .440 overall and .320 from three-point range... Ranked 6th in BIG EAST overall rebounding and led league in offensive rebounds (3.0)... Had 11 points and 7 rebounds in first UConn start against USC... Had 10 rebounds in BIG EAST debut vs. Creighton... Had season-high 22 points and added 10 rebounds in regular-season win over DePaul... Had another double-double, 14 points, 10 rebounds, in BIG EAST Tournament debut vs. DePaul.

**Before UConn:** Came to UConn as a transfer following two years at the University of Rhode Island... Was originally recruited to URI by then-coach Dan Hurley, and opted to remain when Hurley left for UConn... Had two solid seasons at URI, appearing in 63 games and starting 49, including every game in 2019-20, averaging 10.3 points and 6.1 rebounds with six career double-doubles... Improved his numbers in every category from freshman to sophomore season.

**As a Sophomore in 2019-20 (at Rhode Island):** Started all 30 games for 21-9 URI, averaging 12.8 points, 7.1 rebounds and shot .433 overall with five double-doubles... Had 22 double-figure scoring games... Set career-highs



## TYRESE MARTIN CAREER STATISTICS

YEAR	GP-GS	MIN/AVG	Total FG-FGA	PCT	3-Point FG-FGA	PCT	FT-FTA	PCT	Rebs OFF-DEF	TOT	AVG	PF-FO	AST	TO	BLK	STL	PTS/AVG
*2018-19	33-19	895/27.1	99-237	.418	33-106	.311	35-54	.648	62-110	172	5.2	68-0	33	46	9	27	266/8.1
*2019-20	30-30	1027/34.2	148-342	.433	44-137	.321	45-68	.662	63-149	212	7.1	71-0	34	60	9	33	385/12.8
#2020-21	22-21	664/30.2	85-193	.440	16-50	.320	41-61	.672	66-99	165	7.5	42-3	23	30	12	22	227/10.3
<b>TOTALS</b>	<b>85-70</b>	<b>2584/30.4</b>	<b>332-772</b>	<b>.430</b>	<b>93-293</b>	<b>.317</b>	<b>121-183</b>	<b>.661</b>	<b>191-358</b>	<b>549</b>	<b>6.5</b>	<b>181-3</b>	<b>90</b>	<b>136</b>	<b>30</b>	<b>82</b>	<b>878/10.3</b>

Conference YEAR	GP-GS	MIN/AVG	Total FG-FGA	PCT	3-Point FG-FGA	PCT	FT-FTA	PCT	Rebs OFF-DEF	TOT	AVG	PF-FO	AST	TO	BLK	STL	PTS/AVG
*2018-19	18-16	540/30.0	62-140	.443	21-62	.339	28-39	.718	39-63	102	5.7	39-0	23	31	5	19	173/9.6
*2019-20	18-18	635/35.3	95-219	.434	24-82	.293	28-46	.609	46-95	141	7.8	42-0	20	37	7	19	242/13.4
#2020-21	17-17	525/30.9	73-154	.474	14-41	.341	32-48	.667	47-74	121	7.1	39-3	18	26	8	21	192/11.3
<b>TOTALS</b>	<b>53-51</b>	<b>1700/32.1</b>	<b>230-513</b>	<b>.448</b>	<b>59-185</b>	<b>.319</b>	<b>88-133</b>	<b>.662</b>	<b>132-232</b>	<b>364</b>	<b>6.9</b>	<b>120-3</b>	<b>61</b>	<b>94</b>	<b>20</b>	<b>59</b>	<b>607/11.5</b>

\* -- at University of Rhode Island (Atlantic 10 Conference); # -- at UConn (BIG EAST Conference)



**TYRESE MARTIN  
CAREER HIGH  
PERFORMANCES**

**Career -- All Games**

Points \*24  
 FG Made \*10  
 FG Atts. \*23  
 3-Pt. FG \*5  
 3-Pt. FGA \*9  
 FT \*8  
 FT Att. \*10  
 Off. Reb. \*8  
 Def. Reb. \*12  
 Total Reb. \*16  
 Assists \*4  
 TO \*5  
 Blocks 3  
 Steals 6  
 Minutes \*40

**Career-- Conference  
Regular Season Games**

\*24 Fordham (2/26/20)  
 \*10 Fordham (2/26/20)  
 \*18 Fordham (2/26/20)  
 \*5 UMass (1/17/19)  
 \*7 Five times  
 \*8 Davidson (2/22/19)  
 \*10 Two times  
 \*8 Fordham (2/16/19)  
 \*12 Fordham (2/26/20)  
 \*16 Fordham (2/26/20)  
 \*4 VCU (1/11/20)  
 \*5 La Salle (1/18/20)  
 \*2 Three times  
 6 St. John's (1/18/21)  
 \*40 Davidson (2/22/20)



\* -- at University of Rhode Island

**TYRESE MARTIN GAME-BY-GAME STATISTICS**

2020-21

Opponent	Date	GS	MIN	Total FG+GA	PCT	3FG-3FGA	PCT	FT-FTA	PCT	Rebounds OFF TOT AVG	PF	A	T/O	BLK	STL	PTS	AVG			
Hartford	11/27/2020	*	25:13	3-4	.750	0-0	.000	0-2	.000	5	5	10	10.0	1	3	1	0	6	6.0	
vs Southern California	12/03/2020	*	28:31	3-7	.429	1-3	.333	4-4	1.000	1	6	7	8.5	0	1	2	0	11	8.5	
Creighton	12/20/2020	*	34:33	1-6	.167	0-1	.000	0-0	.000	4	6	10	9.0	2	0	1	0	1	2	6.3
DePaul	12/30/2020	*	30:50	9-15	.600	2-3	.667	2-2	1.000	5	5	10	9.3	2	3	0	0	22	10.3	
at Marquette	01/05/2021	*	20:03	0-5	.000	0-0	.000	0-2	.000	4	3	7	8.8	1	0	2	0	0	0	8.2
at Butler	01/09/2021	*	31:41	5-12	.417	3-4	.750	2-2	1.000	3	4	7	8.5	1	3	2	0	2	15	9.3
at DePaul	01/11/2021	*	36:52	7-14	.500	0-2	.000	4-8	.500	2	2	4	7.9	3	1	3	1	5	18	10.6
St. John's (NY)	01/18/2021	*	36:43	4-11	.364	1-4	.250	5-8	.625	3	3	6	7.6	0	2	2	1	6	14	11.0
at Creighton	01/23/2021	*	33:23	4-7	.571	1-2	.500	2-2	1.000	3	2	5	7.3	5	1	1	0	0	11	11.0
Butler	01/26/2021	*	30:52	7-9	.778	2-3	.667	4-4	1.000	1	5	6	7.2	1	1	0	1	0	20	11.9
Seton Hall	02/06/2021	*	33:48	3-4	.750	1-1	1.000	3-5	.600	2	4	6	7.1	4	0	3	0	2	10	11.7
at Providence	02/10/2021	*	28:42	5-12	.417	2-5	.400	1-2	.500	3	6	9	7.3	5	0	2	1	1	13	11.8
at Xavier	02/13/2021	*	29:26	6-11	.545	0-2	.000	3-5	.600	2	7	9	7.4	2	2	3	1	1	15	12.1
Providence	02/16/2021	*	36:00	8-16	.500	2-3	.667	0-0	.000	4	3	7	7.4	1	0	1	0	0	18	12.5
at Villanova	02/20/2021	*	34:34	3-7	.429	0-4	.000	3-3	1.000	4	7	11	7.6	2	0	1	0	0	9	12.3
at Georgetown	02/23/2021	*	27:54	3-7	.429	0-1	.000	2-3	.667	2	3	5	7.4	2	2	2	1	0	8	12.0
Marquette	02/27/2021	*	22:38	3-7	.429	0-2	.000	0-0	.000	3	5	8	7.5	5	0	1	1	0	6	11.6
at Seton Hall	03/03/2021	*	31:00	0-3	.000	0-2	.000	0-0	.000	1	5	6	7.4	2	1	2	0	2	0	11.0
Georgetown	03/06/2021	*	26:29	5-8	.625	0-2	.000	1-2	.500	1	4	5	7.3	1	2	0	1	1	11	11.0
vs DePaul	03/11/2021	*	27:25	4-11	.364	1-4	.250	5-7	.714	4	6	10	7.4	0	0	0	1	0	14	11.2
vs Creighton	03/12/2021	*	28:21	1-7	.143	0-2	.000	0-0	.000	2	4	6	7.3	1	1	0	0	0	2	10.7
vs Maryland	03/20/2021	*	29:15	1-10	.100	0-0	.000	0-0	.000	7	4	11	7.5	1	0	1	3	0	2	10.3
<b>Totals</b>			<b>21</b>	<b>664:13</b>	<b>85-193</b>	<b>.440</b>	<b>16-50</b>	<b>.320</b>	<b>41-61</b>	<b>.672</b>	<b>66</b>	<b>99</b>	<b>165</b>	<b>7.5</b>	<b>42</b>	<b>23</b>	<b>30</b>	<b>12</b>	<b>227</b>	<b>10.3</b>

of 24 points and 16 rebounds against Fordham (2/27/20), which came at the end of a five-game stretch during which he averaged 16.0 points and 9.0 rebounds... Had 22 points, 9 rebounds against Western Kentucky... Had 18 points and 10 rebounds at George Mason... Finished third on team in scoring, second in rebounding.

**As a Freshman in 2018-19 (at Rhode Island):** Appeared in all 33 games for the 18-15 Rams, starting 19, including the last 18, averaging 8.1 points, 5.2 rebounds, with one double-double (vs. Saint Louis on 2/2/19)... Scored double figures in 10 games, including a season-high 23 at Massachusetts (1/27/19).

**Before College:** Attended William Allen High School in Allentown, Pa., where he played for Coach Doug Snyder and finished with 1,120 career points. As a senior in 2016-17, was selected a Pennsylvania Second Team All-Star after averaging 20.7 ppg, 11.0 rpg and 4.0 apg and helping the team to a 26-3 record and the Eastern Pennsylvania Conference title... In 2017-18, did a post-graduate year at Massanutten Military Academy (Woodstock, Va.), under Coach Chad Myers and helped the team to a 32-4 record and to the quarterfinals of the national prep championship tournament... Played for the We R1 AAU program under Coach James Johns, winning back-to-back Under Armour national championships.

**Personal Information:** Tyrese Jeffrey Martin... Born March 7, 1999... Son of Pamela Rynearson... Has three sisters -- Abriana, Aleah, and Kalyan.

2019-20 (at University of Rhode Island)

Opponent	Date	gs	min	Total fg+ga	pct	3fg+3ga	pct	ft+fta	pct	Rebounds off def tot avg	pf	a	t/o	blk	stl	pts	avg				
LIU	11/05/	*	32	5-9	.55	3-6	.50	0-0	.00	0	8	8	8.0	3	4	2	0	0	13	13.0	
at Maryland	11/09/	*	21	3-9	.33	3-5	.60	0-0	.00	2	3	5	6.5	4	2	2	0	1	9	11.0	
ALABAMA	11/15/	*	30	5-9	.55	0-2	.00	1-2	.50	1	4	5	6.0	4	0	1	0	4	11	11.0	
NICHOLLS ST.	11/19/	*	33	3-7	.42	1-3	.33	2-2	1.00	0	3	3	5.3	3	0	2	0	1	9	10.5	
vs North Texas	11/22/	*	36	5-10	.50	3-5	.60	2-2	1.00	2	2	4	5.0	1	1	3	0	1	15	11.4	
vs LSU	11/24/	*	32	2-7	.28	1-5	.20	0-0	.00	1	3	4	4.8	2	1	4	0	0	5	10.3	
MANHATTAN	11/27/	*	37	5-10	.50	0-3	.00	3-4	.75	2	6	8	5.3	1	1	2	0	1	13	10.7	
at West Virginia	12/01/	*	37	3-7	.42	2-2	1.00	2-2	1.00	0	5	5	5.3	2	0	2	1	0	10	10.6	
PROVIDENCE	12/06/	*	32	4-11	.36	2-7	.28	0-1	.00	3	3	6	5.3	4	1	1	0	1	10	10.6	
WESTERN KY.	12/21/	*	38	9-23	.39	2-9	.22	2-2	1.00	2	7	9	5.7	2	1	1	0	1	22	11.7	
at Middle Tenn.	12/29/	*	28	6-10	.60	3-5	.60	2-2	1.00	1	2	3	5.5	1	2	3	1	2	17	12.2	
at Brown	1-2-20	*	36	3-11	.27	0-3	.00	3-5	.60	3	2	5	5.2	2	1	0	0	2	9	11.9	
RICHMOND	01/05/	*	37	7-15	.46	1-3	.33	2-2	1.00	6	6	12	6.4	1	1	4	0	0	17	12.3	
DAVIDSON	01/08/	*	35	2-8	.25	0-1	.00	3-4	.75	0	8	8	6.5	2	0	3	1	0	7	11.9	
at VCU	01/11/	*	35	5-13	.38	1-5	.20	2-2	1.00	1	6	7	6.5	2	4	2	1	0	13	12.0	
at Saint Joseph's	01/15/	*	38	7-17	.41	0-5	.00	1-2	.50	3	4	6	6.4	4	1	1	0	2	15	12.2	
LA SALLE	01/18/	*	30	4-9	.44	0-5	.00	0-0	.00	2	2	4	6.6	4	1	5	0	3	8	11.9	
DUQUESNE	01/22/	*	38	5-10	.50	0-2	.00	3-4	.75	1	10	11	6.7	2	1	1	0	2	13	12.1	
at St. Bonaventure	01/25/	*	31	5-15	.33	2-7	.28	1-2	.50	6	3	9	6.8	3	2	0	0	2	14	12.0	
at George Mason	01/28/	*	35	7-11	.63	4-7	.57	0-0	.00	1	9	10	7.0	4	2	0	2	2	18	12.4	
VCU	01/31/	*	38	7-12	.58	2-5	.40	2-3	.66	2	3	6	6.9	1	3	2	0	0	18	12.7	
MASSACHUSETTS	02/04/	*	37	3-8	.37	2-3	.66	0-0	.00	2	2	4	6.7	1	2	3	0	0	8	12.5	
at George Washington	02/08/	*	31	5-7	.71	1-2	.50	0-1	.00	1	4	5	6.7	2	1	4	2	3	11	12.4	
at Dayton	02/11/	*	33	3-11	.27	2-5	.40	7-10	.70	4	4	8	6.7	4	0	4	0	0	15	12.5	
SAINT JOSEPH'S	02/15/	*	27	6-17	.35	1-5	.20	0-0	.00	2	9	11	6.9	2	0	2	0	2	1	13	12.5
at Davidson	02/22/	*	40	8-13	.61	1-3	.33	0-1	.00	3	2	5	6.8	3	0	1	0	3	17	12.7	
at Fordham	02/26/	*	38	10-18	.55	3-7	.42	1-2	.50	4	12	16	7.1	0	0	2	0	2	24	13.1	
SAINT LOUIS	03/01/	*	38	4-10	.40	0-4	.00	3-5	.60	2	2	4	7.0	3	0	0	0	0	11	13.0	
DAYTON	03/04/	*	37	3-12	.25	1-6	.16	2-6	.33	2	6	8	7.1	2	0	0	0	1	0	9	12.9
at Massachusetts	03/07/	*	37	4-13	.30	2-7	.28	1-2	.50	4	3	7	7.1	2	2	3	0	1	11	12.8	
<b>Totals</b>			<b>30</b>	<b>1027</b>	<b>148-342</b>	<b>.43</b>	<b>44-137</b>	<b>.32</b>	<b>45-68</b>	<b>.66</b>	<b>63</b>	<b>149</b>	<b>212</b>	<b>7.1</b>	<b>71</b>	<b>34</b>	<b>60</b>	<b>9</b>	<b>33</b>	<b>385</b>	<b>12.8</b>

2018-19 (at University of Rhode Island)

Opponent	Date	gs	min	Total fg+ga	pct	3fg+3ga	pct	ft+fta	pct	Rebounds off def tot avg	pf	a	t/o	blk	stl	pts	avg			
BRYANT	11/06/	*	23	3-7	.42	1-4	.25	0-1	.00	1	4	5	5.0	3	1	1	0	1	7	7.0
at Col. of Charleston	11/13/	*	25	3-8	.37	0-2	.00	1-3	.33	3	2	5	5.0	3	1	0	0	1	7	7.0
HARVARD	11/16/	*	21	1-3																



# Akok AKOK

11

R-Junior  
Forward  
6-9 • 200

Manchester,  
N.H.

**While at UConn:** After a breakout freshman season (2019-20) that ended after 25 games with an injury, spent the spring, summer and fall in intense rehab to be able to play in 2020-21... Although not quite 100 percent, made his way into seven games and limited minutes in 2020-21... Has

spent the spring and summer working to get back to full strength for 2021-22... Ranked among the top 15 shot-blockers in the country in 2019-20 at the time of his Achilles tendon injury... Came to UConn in second semester of 2018-19 season to redshirt, but practice with the Huskies to prepare for 2019-20 and broke into starting lineup in Game One... Made an immediate impact with 4 blocked shots in his first game against Sacred Heart... Became the anchor of UConn's inside defense, remaining among the national and conference leaders in blocked shots until suffering a season-ending ruptured right Achilles tendon in the 25th game of the season.

**As a Sophomore in 2020-21:** Played limited minutes in seven games, averaging 1.3 points, 0.4 rebounds and blocked one shot... Made first appearance of season on Jan. 9 vs. Butler... Had impressive performance at Xavier, coming off the bench to hit 3-of-4 shots, including a three-pointer, to help UConn's 80-72 win.



## AKOK AKOK CAREER STATISTICS

YEAR	GP-GS	MIN/AVG	Total FG-FGA	PCT	3-Point FG-FGA	PCT	FT-FTA	PCT	Rebs OFF-DEF	TOT	AVG	PF-FO	AST	TO	BLK	STL	PTS/AVG
2019-20	25-24	702/28.1	57-138	.413	12-46	.261	19-32	.594	33-105	138	5.5	40-0	11	25	66	9	145/5.8
2020-21	7-0	30/4.3	4-8	.500	1-3	.333	0-0	.000	0-3	3	0.4	1-0	1	0	1	0	9/1.3
<b>TOTALS</b>	<b>32-24</b>	<b>732/22.9</b>	<b>61-146</b>	<b>.418</b>	<b>13-49</b>	<b>.265</b>	<b>19-32</b>	<b>.594</b>	<b>33-108</b>	<b>141</b>	<b>4.4</b>	<b>41-0</b>	<b>12</b>	<b>25</b>	<b>67</b>	<b>9</b>	<b>154/4.8</b>
Conference YEAR	GP-GS	MIN/AVG	Total FG-FGA	PCT	3-Point FG-FGA	PCT	FT-FTA	PCT	Rebs OFF-DEF	TOT	AVG	PF-FO	AST	TO	BLK	STL	PTS/AVG
*2019-20	12-11	336/28.0	22-63	.349	4-24	.167	11-18	.611	15-46	61	5.1	20-0	4	14	26	4	59/4.9
#2020-21	7-0	30/4.3	4-8	.500	1-3	.333	0-0	.000	0-3	3	0.4	1-0	1	0	1	0	9/1.3
<b>TOTALS</b>	<b>19-11</b>	<b>366/19.3</b>	<b>26-71</b>	<b>.366</b>	<b>5-27</b>	<b>.185</b>	<b>11-18</b>	<b>.611</b>	<b>15-49</b>	<b>64</b>	<b>3.4</b>	<b>21-0</b>	<b>5</b>	<b>14</b>	<b>27</b>	<b>4</b>	<b>68/3.6</b>

\* -- American Athletic Conference; # -- BIG EAST Conference



**AKOK AKOK  
CAREER HIGH  
PERFORMANCES**

	Career -- All Games	Career-- Conference Regular Season Games
Points	13 Tulsa (1/26/20)	13 Tulsa (1/26/20)
FG Made	5 Three times	5 Tulsa (1/26/20)
FG Atts.	10 Iona (12/4/19)	9 Houston (1/23/20)
3-Pt. FG	2 Two times	2 Temple (1/29/20)
3-Pt. FGA	5 Temple (1/29/20)	5 Temple (1/29/20)
FT	3 Saint Peter's (12/18/19)	2 Four times
FT Att.	4 Wichita St. (1/12/20)	4 Wichita St. (1/12/20)
Off. Reb.	4 NJIT (12/29/19)	3 Three times
Def. Reb.	8 Tulane (1/8/20)	8 Tulane (1/8/20)
Total Reb.	10 NJIT (12/29/19)	9 Two times
Assists	2 Two times	2 Tulane (1/8/20)
TO	4 USF (1/4/20)	4 USF (1/4/20)
Blocks	7 Tulsa (1/26/20)	7 Tulsa (1/26/20)
Steals	2 Saint Peter's (12/18/19)	1 Four times
Minutes	38 Cincinnati (2/9/20)	38 Cincinnati (2/9/20)



**AKOK AKOK GAME-BY-GAME STATISTICS**

2020-21

Opponent	Date	GS	MIN	Total		3-Pointers		Free throws		Rebounds				PF	A	T/O	BLK	STL	PTS	AVG
				FG-FGA	PCT	3FG-3FGA	PCT	FT-FTA	PCT	OFF	DEF	TOT	AVG							
at Butler	01/09/2021		06:10	1-2	.500	0-1	.000	0-0	.000	0	0	0	0.0	0	0	0	0	0	2	2.0
at DePaul	01/11/2021		02:52	0-0	.000	0-0	.000	0-0	.000	0	0	0	0.0	0	0	0	0	0	0	1.0
St. John's (NY)	01/18/2021		02:22	0-1	.000	0-0	.000	0-0	.000	0	2	2	0.7	0	0	0	0	0	0	0.7
at Xavier	02/13/2021		10:24	3-4	.750	1-2	.500	0-0	.000	0	0	0	0.5	0	1	0	1	0	7	2.3
Providence	02/16/2021		01:09	0-0	.000	0-0	.000	0-0	.000	0	0	0	0.4	0	0	0	0	0	0	1.8
at Villanova	02/20/2021		03:43	0-1	.000	0-0	.000	0-0	.000	0	0	0	0.3	0	0	0	0	0	0	1.5
Marquette	02/27/2021		03:34	0-0	.000	0-0	.000	0-0	.000	0	1	1	0.4	1	0	0	0	0	0	1.3
<b>Totals</b>			<b>0 30:14</b>	<b>4-8</b>	<b>.500</b>	<b>1-3</b>	<b>.333</b>	<b>0-0</b>	<b>.000</b>	<b>0</b>	<b>3</b>	<b>3</b>	<b>0.4</b>	<b>1</b>	<b>1</b>	<b>0</b>	<b>1</b>	<b>0</b>	<b>9</b>	<b>1.3</b>

2019-20

Opponent	Date	GS	MIN	Total		3-Pointers		Free throws		Rebounds				PF	A	T/O	BLK	STL	PTS	AVG
				FG-FGA	PCT	3FG-3FGA	PCT	FT-FTA	PCT	OFF	DEF	TOT	AVG							
Sacred Heart	11/08/2019	*	24:30	2-8	.250	0-1	.000	0-1	.000	1	3	4	4.0	2	0	1	4	0	4	4.0
Saint Joseph's	11/13/2019	*	32:36	4-5	.800	2-2	1.000	2-2	1.000	2	7	9	6.5	1	0	1	3	1	12	8.0
Florida	11/17/2019	*	29:25	0-3	.000	0-2	.000	0-0	.000	1	7	8	7.0	3	1	0	2	0	0	5.3
vs Buffalo	11/21/2019	*	32:00	5-7	.714	1-3	.333	0-1	.000	0	5	5	6.5	1	1	1	2	1	11	6.8
vs Xavier	11/22/2019	*	26:00	1-4	.250	0-2	.000	2-2	1.000	0	3	3	5.8	2	0	1	2	0	4	6.2
vs Miami (FL)	11/24/2019	*	25:00	2-6	.333	1-2	.500	0-0	.000	1	6	7	6.0	0	0	1	6	0	5	6.0
Maine	12/01/2019	*	26:13	1-3	.333	0-0	.000	0-2	.000	2	3	5	5.9	2	0	0	1	0	2	5.4
Iona	12/04/2019	*	29:06	3-10	.300	0-1	.000	0-0	.000	3	5	8	6.1	0	2	2	2	1	6	5.5
vs Indiana	12/10/2019	*	24:36	4-5	.800	1-2	.500	0-0	.000	1	4	5	6.0	3	1	0	5	0	9	5.9
Saint Peter's	12/18/2019	*	27:21	2-4	.500	0-0	.000	3-3	1.000	1	7	8	6.2	2	0	3	5	2	7	6.0
New Hampshire	12/22/2019	*	27:55	5-7	.714	1-2	.500	1-3	.333	0	1	1	5.7	1	1	0	0	0	12	6.5
NJIT	12/29/2019	*	26:47	3-8	.375	1-3	.333	0-0	.000	4	6	10	6.1	0	1	1	5	0	7	6.6
at Cincinnati	01/01/2020	*	32:52	3-5	.600	0-1	.000	2-2	1.000	3	6	9	6.3	1	1	3	4	1	8	6.7
at South Fla.	01/04/2020	*	23:34	4-6	.667	1-2	.500	1-2	.500	1	3	4	6.1	4	0	4	1	1	10	6.9
Tulane	01/08/2020	*	33:22	2-5	.400	0-2	.000	0-0	.000	1	8	9	6.3	2	2	0	4	0	4	6.7
Wichita St.	01/12/2020	*	33:12	0-5	.000	0-3	.000	2-4	.500	3	4	7	6.4	2	0	0	0	0	2	6.4
at Villanova	01/18/2020	*	34:12	3-5	.600	1-2	.500	0-0	.000	2	2	4	6.2	3	0	0	3	0	7	6.5
at Houston	01/23/2020	*	26:59	1-9	.111	0-3	.000	1-2	.500	0	4	4	6.1	1	0	1	1	0	3	6.3
Tulsa	01/26/2020	*	36:48	5-7	.714	1-2	.500	2-2	1.000	3	4	7	6.2	4	0	1	7	0	13	6.6
Temple	01/29/2020	*	30:35	3-8	.375	2-5	.400	2-2	1.000	1	4	5	6.1	2	1	0	4	1	10	6.8
at Memphis	02/01/2020	*	30:25	1-7	.143	0-2	.000	1-2	.500	1	5	6	6.1	2	0	2	2	0	3	6.6
at Tulsa	02/06/2020	*	28:45	1-3	.333	0-1	.000	0-1	.000	0	3	3	6.0	1	0	0	0	0	2	6.4
Cincinnati	02/09/2020	*	38:29	2-4	.500	0-1	.000	0-0	.000	2	4	6	6.0	0	0	2	2	1	4	6.3
at SMU	02/12/2020	*	19:56	0-4	.000	0-2	.000	0-1	.000	0	1	1	5.8	1	0	1	0	0	0	6.0
Memphis	02/16/2020	*	00:58	0-0	.000	0-0	.000	0-0	.000	0	0	0	5.5	0	0	0	1	0	0	5.8
<b>Totals</b>			<b>24 701:36</b>	<b>57-138</b>	<b>.413</b>	<b>12-46</b>	<b>.261</b>	<b>19-32</b>	<b>.594</b>	<b>33</b>	<b>105</b>	<b>138</b>	<b>5.5</b>	<b>40</b>	<b>11</b>	<b>25</b>	<b>66</b>	<b>9</b>	<b>145</b>	<b>5.8</b>



**As a Frshman in 2019-20:** Appeared in 25 games, starting 24, averaging 5.8 points, 5.5 rebounds, and 2.6 blocks in 28.1 minutes per game... Had a .413 overall field goal percentage, but without his three-point attempts, that rises to .489... His 2.6 blocks per game ranked 15th in the country and led the American Athletic Conference and his 66 total blocks ranked 13th in the country at the time of his injury... Had career-high 7 blocks, as well as 13 points and 7 rebounds in game against Tulsa (1/26/20)... Had 12 points and 9 rebounds against Saint Joseph's... Had 6 blocks against Miami at Charleston Classic and 5 blocks in three other games.

**Before College:** Came to UConn after 2 1/2 years at Putnam Science Academy (Putnam, Conn.), playing under Coach Tom Espinosa. Arrived at Putnam Science as a high school junior after transferring

from Manchester (N.H.) West High School... Improved rapidly and was an integral part of PSA's march to the national prep school championship in 2017-18... Graduated in spring of 2018 and began a postgraduate year at PSA in 2018-19 before leaving mid-year to enroll at UConn in January... A consensus Top 30 recruit... Played AAU ball for Mass Rivals under Coach Vin Pastore, averaging 10.1 points and 3.7 rebounds, helping team reach the championship game of the Adidas AAU Championships.

**Personal Information:** Akok Akok ... born October 23, 1999 ... Son of Angelina Mario and Reyak Akok... Has two older sisters and one older brother and two younger sisters and one younger brother... Born in Cairo, Egypt, but moved to Manchester, N.H., as a young child.



# Jalen GAFFNEY

0

Junior Guard

6-3 • 180

Columbus, N.J.

**While at UConn:** Has played in every game since coming to UConn and enters the season leading the team with 54 straight games played... Has started 15 and has averaged 4.8 points, 1.4 rebounds, 1.9 assists, 1.6 assist-to-turnover ratio and shot .798 from foul line... Improved his statistics in virtually every category from freshman to sophomore season... Has eight career double-figure scoring games... Figures to once again earn his share of point guard minutes as well as also play off the ball... Named to AAC All-Academic Team in 2019-20.

**As a Sophomore in 2020-**

**21:** Played in all 23 games, starting four, averaging 6.1 points, 1.5 rebounds, 1.5 assists, 0.8 steals and shot .822 from foul line with 1.3 assist-to-turnover ratio... Had four double-figure scoring games, including a career-high 20 against Seton Hall and 12 in NCAA Tournament game vs. Maryland... Went a perfect 6-of-6, including three 3-pointers, vs. Georgetown.

**As a Freshman in 2019-20:** Appeared in 31 games, starting 11, averaging 3.9 points and 2.1 assists with a 1.8 assist-to-turnover ratio in 19.1 minutes per game... Took over as the starting point guard with 12 games left in regular season. Led the Huskies to a 9-3 record in final 12 games, including wins in their last five games... In games in which he played more than 20 minutes, his averages rose to 6.3 points, 3.5 assists and an impressive 2.14 assist-to-turnover ratio... Had four double-figure scoring games, including a season-high 13 points against SMU (2/12/20)... Handed out a season-high 9 assists, scored 12 points and played over 40 minutes at Temple (2/20/20)... Honored on UConn's 3.0 GPA Night.

**Before College:** Came to UConn after two successful seasons at the Westtown School (West Chester, Pa.), playing under Coach Seth Berger, who described Gaffney as the best combination of talent and leadership that he has coached... Before Westtown, attended Lawrenceville School for one year and the Pennington School one year before that...



**JALEN GAFFNEY CAREER STATISTICS**

YEAR	GP-GS	MIN/AVG	Total FG-FGA	PCT	3-Point FG-FGA	PCT	FT-FTA	PCT	Rebs OFF-DEF	TOT	AVG	PF-FO	AST	TO	BLK	STL	PTS/AVG
2019-20	31-11	593/19.1	38-113	.336	14-53	.264	30-39	.769	6-32	38	1.2	42-0	66	36	0	19	120/3.9
2020-21	23-4	449/19.5	43-105	.410	17-47	.362	37-45	.822	8-27	35	1.5	36-0	35	27	3	18	140/6.1
<b>TOTALS</b>	<b>54-15</b>	<b>1042/19.3</b>	<b>81-218</b>	<b>.372</b>	<b>31-100</b>	<b>.310</b>	<b>67-84</b>	<b>.798</b>	<b>14-59</b>	<b>73</b>	<b>1.4</b>	<b>78-0</b>	<b>101</b>	<b>63</b>	<b>3</b>	<b>37</b>	<b>260/4.8</b>
Conference YEAR	GP-GS	MIN/AVG	Total FG-FGA	PCT	3-Point FG-FGA	PCT	FT-FTA	PCT	Rebs OFF-DEF	TOT	AVG	PF-FO	AST	TO	BLK	STL	PTS/AVG
*2019-20	18-11	430/23.9	28-85	.329	10-42	.238	26-32	.813	5-25	30	1.7	24-0	45	27	0	18	92/5.1
#2020-21	17-2	305/17.9	30-72	.417	12-34	.353	20-24	.833	4-21	25	1.5	25-0	28	22	0	11	92/5.4
<b>TOTALS</b>	<b>35-13</b>	<b>735/21.0</b>	<b>58-157</b>	<b>.369</b>	<b>22-76</b>	<b>.289</b>	<b>46-56</b>	<b>.821</b>	<b>9-46</b>	<b>55</b>	<b>1.6</b>	<b>49-0</b>	<b>73</b>	<b>49</b>	<b>0</b>	<b>29</b>	<b>184/5.3</b>

\* -- American Athletic Conference; # -- BIG EAST Conference



**JALEN GAFFNEY  
CAREER HIGH  
PERFORMANCES**

	<u>Career -- All Games</u>	<u>Career-- Conference Regular Season Games</u>
Points	20 Seton Hall (2/6/21)	20 Seton Hall (2/6/21)
FG Made	6 Georgetown (3/6/21)	6 Georgetown (3/6/21)
FG Atts.	11 Seton Hall (2/6/21)	11 Seton Hall (2/6/21)
3-Pt. FG	3 Two Times	3 Two Times
3-Pt. FGA	7 Temple (1/29/20)	7 Temple (1/29/20)
FT	8 Seton Hall (2/6/21)	8 Seton Hall (2/6/21)
FT Att.	9 Seton Hall (2/6/21)	9 Seton Hall (2/6/21)
Off. Reb.	2 Creighton (12/20/20)	2 Creighton (12/20/20)
Def. Reb.	5 Creighton (12/20/20)	5 Creighton (12/20/20)
Total Reb.	7 Creighton (12/20/20)	7 Creighton (12/20/20)
Assists	9 Temple (2/20/20)	9 Temple (2/20/20)
TO	4 Saint Peter's (12/18/19)	3 Two times
Blocks	2 Hartford (11/27/20)	--
Steals	4 Memphis (2/1/20)	4 Memphis (2/1/20)
Minutes	40 Temple (2/20/20)	40 Temple (2/20/20)



**JALEN GAFFNEY GAME-BY-GAME STATISTICS**

2020-21

Opponent	Date	GS	MIN	Total		3-Pointers		Free throws		Rebounds				PF	A	TO	BLK	STL	PTS	AVG
				FG-FGA	PCT	3FG-3FGA	PCT	FT-FTA	PCT	OFF	DEF	TOT	AVG							
Central Conn. St.	11/25/2020	*	24:35	2-5	.400	1-2	.500	1-2	.500	1	0	1	1.0	2	3	1	1	0	6	6.0
Hartford	11/27/2020	*	35:41	4-10	.400	1-3	.333	6-8	.750	1	1	2	1.5	3	2	0	2	2	15	10.5
vs Southern California	12/03/2020		20:20	1-3	.333	1-2	.500	3-3	1.000	1	2	3	2.0	2	0	0	0	0	6	9.0
Creighton	12/20/2020		28:29	1-8	.125	0-5	.000	2-2	1.000	2	5	7	3.3	2	3	2	0	2	4	7.8
DePaul	12/30/2020		18:49	1-3	.333	1-1	1.000	0-0	.000	0	2	2	3.0	1	1	2	0	1	3	6.8
at Marquette	01/05/2021		12:48	0-1	.000	0-1	.000	4-4	1.000	0	0	0	2.5	0	1	2	0	0	4	6.3
at Butler	01/09/2021		19:30	2-6	.333	0-1	.000	1-1	1.000	1	3	4	2.7	0	3	1	0	0	5	6.1
at DePaul	01/11/2021		11:00	1-1	1.000	0-0	.000	1-2	.500	0	1	1	2.5	1	1	2	0	2	3	5.8
St. John's (NY)	01/18/2021		11:30	1-1	1.000	0-0	.000	1-1	1.000	0	1	1	2.3	4	0	2	0	1	3	5.4
at Creighton	01/23/2021		17:37	2-6	.333	2-5	.400	0-0	.000	0	2	2	2.3	0	2	0	0	0	6	5.5
Butler	01/26/2021		27:21	2-3	.667	2-2	1.000	0-0	.000	0	0	0	2.1	0	3	1	0	1	6	5.5
Seton Hall	02/06/2021		24:42	5-11	.455	2-6	.333	8-9	.889	0	1	1	2.0	1	2	0	0	2	20	6.8
at Providence	02/10/2021	*	16:12	2-5	.400	0-1	.000	0-0	.000	0	0	0	1.8	4	1	2	0	0	4	6.5
at Xavier	02/13/2021	*	20:55	1-6	.167	1-3	.333	0-1	.000	0	1	1	1.8	2	2	1	0	1	3	6.3
Providence	02/16/2021		14:59	0-0	.000	0-0	.000	0-0	.000	0	2	2	1.8	2	2	0	0	0	0	5.9
at Villanova	02/20/2021		18:54	2-5	.400	1-3	.333	0-0	.000	0	0	0	1.7	2	1	1	0	0	5	5.8
at Georgetown	02/23/2021		09:53	1-1	1.000	0-0	.000	1-2	.500	1	1	2	1.7	1	0	2	0	0	3	5.6
Marquette	02/27/2021		17:36	2-6	.333	0-2	.000	0-0	.000	0	0	0	1.6	1	4	0	0	1	4	5.6
at Seton Hall	03/03/2021		11:38	1-3	.333	0-1	.000	2-2	1.000	0	1	1	1.6	2	0	2	0	0	4	5.5
Georgetown	03/06/2021		22:55	6-6	1.000	3-3	1.000	0-0	.000	0	1	1	1.6	2	2	0	0	0	15	6.0
vs DePaul	03/11/2021		23:57	2-5	.400	1-3	.333	2-2	1.000	1	1	2	1.6	1	0	1	0	1	7	6.0
vs Creighton	03/12/2021		19:47	0-4	.000	0-1	.000	2-2	1.000	0	0	0	1.5	0	1	0	0	1	2	5.8
vs Maryland	03/20/2021		20:04	4-6	.667	1-2	.500	3-4	.750	0	2	2	1.5	3	1	3	0	3	12	6.1
<b>Totals</b>			<b>4 449:12</b>	<b>43-105</b>	<b>.410</b>	<b>17-47</b>	<b>.362</b>	<b>37-45</b>	<b>.822</b>	<b>8</b>	<b>27</b>	<b>35</b>	<b>1.5</b>	<b>36</b>	<b>35</b>	<b>27</b>	<b>3</b>	<b>18</b>	<b>140</b>	<b>6.1</b>

2019-20

Opponent	Date	GS	MIN	Total		3-Pointers		Free throws		Rebounds				PF	A	TO	BLK	STL	PTS	AVG
				FG-FGA	PCT	3FG-3FGA	PCT	FT-FTA	PCT	OFF	DEF	TOT	AVG							
Sacred Heart	11/08/2019		08:35	0-1	.000	0-1	.000	0-0	.000	0	0	0	0.0	2	0	0	0	0	0	0.0
Saint Joseph's	11/13/2019		07:15	0-0	.000	0-0	.000	0-0	.000	0	0	0	0.0	2	1	0	0	0	0	0.0
Florida	11/17/2019		09:33	0-2	.000	0-1	.000	0-0	.000	0	2	2	0.7	0	0	0	0	0	0	0.0
vs Buffalo	11/21/2019		13:00	1-2	.500	0-0	.000	0-0	.000	0	0	0	0.5	3	1	1	0	0	2	0.5
vs Xavier	11/22/2019		08:00	0-1	.000	0-0	.000	0-0	.000	0	0	0	0.4	2	0	0	0	0	0	0.4
vs Miami (FL)	11/24/2019		13:00	1-4	.250	1-2	.500	0-0	.000	0	1	1	0.5	0	1	0	0	0	3	0.8
Maine	12/01/2019		17:27	1-4	.250	0-1	.000	0-0	.000	0	1	1	0.6	1	0	1	0	1	2	1.0
Iona	12/04/2019		06:37	0-1	.000	0-1	.000	0-0	.000	0	0	0	0.5	1	0	1	0	0	0	0.9
vs Indiana	12/10/2019		01:39	0-0	.000	0-0	.000	0-0	.000	0	0	0	0.4	1	0	0	0	0	0	0.8
Saint Peter's	12/18/2019		19:56	3-3	1.000	1-1	1.000	3-5	.600	1	0	1	0.5	4	5	4	0	0	10	1.7
New Hampshire	12/22/2019		20:45	3-7	.429	2-3	.667	0-0	.000	0	0	0	0.5	1	5	1	0	0	8	2.3
NJIT	12/29/2019		19:17	0-1	.000	0-0	.000	1-2	.500	0	1	1	0.5	1	7	0	0	0	1	2.2
at Cincinnati	01/01/2020		17:51	1-4	.250	0-3	.000	3-4	.750	0	1	1	0.5	2	1	2	0	0	5	2.4
at South Fla.	01/04/2020		14:05	1-1	1.000	1-1	1.000	0-0	.000	0	3	3	0.7	1	0	1	0	2	3	2.4
Tulane	01/08/2020		06:04	0-1	.000	0-1	.000	0-0	.000	0	1	1	0.7	0	0	0	0	0	0	2.3
Wichita St.	01/12/2020		10:30	0-1	.000	0-0	.000	2-2	1.000	0	0	0	0.7	0	1	2	0	0	2	2.3
at Villanova	01/18/2020		17:54	1-2	.500	0-1	.000	0-0	.000	0	2	2	0.8	0	1	1	0	0	2	2.2
at Houston	01/23/2020		13:36	2-3	.667	0-1	.000	2-2	1.000	0	0	0	0.7	0	0	1	0	0	6	2.4
Tulsa	01/26/2020		28:33	2-6	.333	2-4	.500	2-2	1.000	0	3	3	0.8	4	5	1	0	0	8	2.7
Temple	01/29/2020	*	36:13	2-10	.200	1-7	.143	4-4	1.000	2	2	2	0.9	3	5	2	0	0	9	3.1
at Memphis	02/01/2020	*	26:42	0-6	.000	0-1	.000	0-0	.000	1	1	2	1.0	0	0	0	0	4	0	2.9
at Tulsa	02/06/2020	*	27:38	2-5	.400	1-3	.333	0-1	.000	0	3	3	1.0	1	2	2	0	1	5	3.0
Cincinnati	02/09/2020	*	18:28	0-3	.000	0-1	.000	2-2	1.000	0	1	1	1.0	0	3	1	0	0	2	3.0
at SMU	02/12/2020	*	22:32	5-8	.625	3-5	.600	0-0	.000	0	2	2	1.1	2	3	2	0	2	13	3.4
Memphis	02/16/2020	*	25:49	1-6	.167	0-3	.000	0-0	.000	1	2	3	1.2	2	4	0	0	2	3.3	
at Temple	02/20/2020	*	40:22	3-8	.375	0-3	.000	6-6	1.000	0	1	1	1.2	3	9	3	0	2	12	3.7
South Fla.	02/23/2020	*	36:59	3-6	.500	1-2	.500	3-6	.500	0	1	1	1.1	0	3	2	0	2	10	3.9
UCF	02/26/2020	*	23:20	1-5	.200	0-2	.000	2-2	1.000	1	1	2	1.2	2	2	1	0	2	4	3.9
at East Carolina	02/29/2020	*	32:56	1-2	.500	1-2	.500	0-0	.000	1	2	3	1.2	2	3	2	0	0	3	3.9
Houston	03/05/2020	*	27:56	3-3	1.000	0-0	.000	0-1	.000	0	1	1	1.2	0	1	2	0	1	6	3.9
at Tulane	03/08/2020	*	20:33	1-7	.143	0-3	.000	0-0	.000	1	0	1	1.2	2	3	3	0	2	2	3.9
<b>Totals</b>			<b>11 593:05</b>	<b>38-113</b>	<b>.336</b>	<b>14-53</b>	<b>.264</b>	<b>30-39</b>	<b>.769</b>	<b>6</b>	<b>32</b>	<b>38</b>	<b>1.2</b>	<b>42</b>	<b>66</b>	<b>36</b>	<b>0</b>	<b>19</b>	<b>120</b>	<b>3.9</b>

Top 100 recruit and No. 16 overall point guard... Played for Team Rio on the AAU circuit, averaging 13.9 points, 3.4 rebounds, 4.8 assists per game, shooting .526 overall, .514 from three-point range, and .786 from the foul line... Attended 2017 Under Armour All-American Camp... Chose UConn over offers from Xavier, Florida, Clemson, Pittsburgh and St. John's... Committed



# Richie SPRINGS

13

R-Sophomore  
Forward

6-9 • 225

Brooklyn, N.Y.

**While at UConn:** In his third season with the UConn program after sitting out the 2019-20 season as an academic redshirt and seeing action in five games in 2020-21... Was allowed to practice with the team during 2019-20 season... Worked to improve his game throughout the spring, summer and fall, in hopes of cracking the frontcourt rotation... Has a reputation as a strong offensive rebounder, with a solid outside shot

**As a Redshirt Freshman in 2020-21:** Saw action in five games, including the opening round of the BIG EAST Tournament against DePaul... Played 12 minutes during the season,

scoring 5 points, grabbing 5 rebounds and hitting 2-of-3 shots overall... Played 7:38 against DePaul in quarterfinals of BIG EAST Tournament, scoring 2 points and grabbing 2 rebounds in 94-60 victory.

**Before College:** Was a late commit after reclassifying to 2019... Was expected to attend Brewster Academy for a postgraduate year in 2019-20, but changed his mind after visit to UConn and reclassified to verbally commit on Aug. 6... High-level rebounder, can run the floor in transition, strong finisher around the basket and solid defender with unlimited potential... Came to UConn after two years at The MacDuffie School (Granby, Mass.), playing under Coach Jacque Rivera and as a teammate of former UConn star James Bouknight... Before MacDuffie, played two years at Bishop Loughlin Memorial (Brooklyn, N.Y.) under Coach Ed Gonzalez... Played on the AAU circuit for PSA Cardinals, under Coach Munch Williams, averaging 10.8 points and 8.1 rebounds in 18 games... Had a breakout week at the prestigious Peach Jam event, averaging 13 points and 13 rebounds per game against top AAU competition... Top 130 recruit... Chose UConn over offers from DePaul, Illinois, Pittsburgh, Creighton, Rhode Island, Penn State, and Saint Louis.

**Personal Information:** Richard Javier Springs ... Born September 28, 2001... Son of Waldina Benedith and Ron Springs.



## RICHIE SPRINGS CAREER STATISTICS

YEAR	GP-GS	MIN/AVG	Total FG-FGA	PCT	3-Point FG-FGA	PCT	FT-FTA	PCT	Rebs OFF-DEF	TOT	AVG	PF-FO	AST	TO	BLK	STL	PTS/AVG
2020-21	5-0	12/2.5	2-3	.667	0-1	.000	1-2	.500	2-3	5	1.0	3-0	0	0	0	0	5/1.0
TOTALS	5-0	12/2.5	2-3	.667	0-1	.000	1-2	.500	2-3	5	1.0	3-0	0	0	0	0	5/1.0
Conference YEAR	GP-GS	MIN/AVG	Total FG-FGA	PCT	3-Point FG-FGA	PCT	FT-FTA	PCT	Rebs OFF-DEF	TOT	AVG	PF-FO	AST	TO	BLK	STL	PTS/AVG
2020-21	3-0	3/1.0	1-1	1.000	0-0	.000	1-2	.500	0-1	1	0.3	1-0	0	0	0	0	3/1.0
TOTALS	3-0	3/1.0	1-1	1.000	0-0	.000	1-2	.500	0-1	1	0.3	1-0	0	0	0	0	3/1.0



**RICHIE SPRINGS  
CAREER HIGH  
PERFORMANCES**

	<u>Career -- All Games</u>	<u>Career-- Conference Regular Season Games</u>
Points	2 Two Times	2 Georgetown (3/6/21)
FG Made	1 Two Times	1 Georgetown (3/6/21)
FG Atts.	2 DePaul (3/11/21)	1 Georgetown (3/6/21)
3-Pt. FG	--	--
3-Pt. FGA	1 DePaul (3/11/21)	--
FT	1 DePaul (12/30/20)	1 DePaul (12/30/20)
FT Att.	2 DePaul (12/30/20)	2 DePaul (12/30/20)
Off. Reb.	1 Two Times	--
Def. Reb.	1 Three Times	1 DePaul (12/30/20)
Total Reb.	2 Two Times	1 DePaul (12/30/20)
Assists	--	--
TO	--	--
Blocks	--	--
Steals	--	--
Minutes	7.5 DePaul (3/11/21)	1.5 DePaul (12/30/20)



**RICHIE SPRINGS GAME-BY-GAME STATISTICS**

2020-21

Opponent	Date	GS	MIN	Total		3-Pointers		Free throws		Rebounds				PF	A	T/O	BLK	STL	PTS	AVG
				FG-FGA	PCT	3FG-3FGA	PCT	FT-FTA	PCT	OFF	DEF	TOT	AVG							
Central Conn. St.	11/25/2020		01:37	0-0	.000	0-0	.000	0-0	.000	1	1	2	2.0	1	0	0	0	0	0	0.0
DePaul	12/30/2020		01:36	0-0	.000	0-0	.000	1-2	.500	0	1	1	1.5	0	0	0	0	0	1	0.5
at Butler	01/09/2021		00:19	0-0	.000	0-0	.000	0-0	.000	0	0	0	1.0	0	0	0	0	0	0	0.3
Georgetown	03/06/2021		01:17	1-1	1.000	0-0	.000	0-0	.000	0	0	0	0.8	1	0	0	0	0	2	0.8
vs DePaul	03/11/2021		07:38	1-2	.500	0-1	.000	0-0	.000	1	1	2	1.0	1	0	0	0	0	2	1.0
<b>Totals</b>		<b>0</b>	<b>12:27</b>	<b>2-3</b>	<b>.667</b>	<b>0-1</b>	<b>.000</b>	<b>1-2</b>	<b>.500</b>	<b>2</b>	<b>3</b>	<b>5</b>	<b>1.0</b>	<b>3</b>	<b>0</b>	<b>0</b>	<b>0</b>	<b>0</b>	<b>5</b>	<b>1.0</b>





# Andre JACKSON

44

Sophomore  
Guard

6-6 • 205

Amsterdam, N.Y.

**While at UConn:** Highly-anticipated freshman season was derailed by injuries -- an injured ankle in the preseason, which slowed his development and a broken bone in his left wrist, which forced him to miss seven games midseason... Still managed to appear in 16 games, making two starts... Even in limited appearances, showed flashes of amazing athletic ability -- outstanding court vision offensively and able to guard four positions... Named to BIG EAST All-Academic Team.

**As a Freshman in 2020-21:** Appeared in 16 games, starting two, despite missing six weeks (seven games) from end of

December to beginning of February with a left wrist injury... Averaged 2.7 points, 2.9 rebounds, 1.6 assists, and 16.0 minutes per game... Played nearly 20 minutes in season opener and handed out season-high 6 assists... Made first career start at Xavier (2/13/21)... Had season-highs of 8 points and 8 rebounds against Marquette (2/27/21)... Shot 90.0 percent from foul line.

**Before College:** A Top 50 recruit who drew interest from schools all over the country before choosing UConn from among a final group that also included Syracuse, Iowa, Maryland and UCLA... Came to UConn after spectacular four-year career at Albany Academy under Coach Brian Fruscio. As a senior, averaged 18.8 points, 10.0 rebounds, 5.1 assists, 3.0 steals, with a .680 field goal percentage and a .450 fg percentage from three-point range, leading Albany Academy to No. 1 ranking in N.Y. State Federation Class A... Named NY Sports Writers Association Class A Player of the Year... Led team to three straight Class A Federation Tournament of Champions finals and to titles in 2017 and 2019 (2020 Championship was cancelled)... Averaged 17.4 ppg, 10.5 rpg, 4.6 apg with an impressive .690 fg percentage as a junior at Albany Academy... Also starred for Albany City Rocks AAU team on the Nike EYBL circuit under Coach Jimmy Hart, averaging 16.5 ppg and 7.0 rpg at the Peach Jam Invitational... Played on USA Select team at the 2018 Albert Schweitzer Tournament in Germany.

**Personal Information:** Andre Terrell Jackson Jr... Born November 13, 2001... Son of



## ANDRE JACKSON CAREER STATISTICS

YEAR	GP-GS	MIN/AVG	Total FG-FGA	PCT	3-Point FG-FGA	PCT	FT-FTA	PCT	Rebs OFF-DEF	TOT	AVG	PF-FO	AST	TO	BLK	STL	PTS/AVG
2020-21	16-2	256/16.0	16-39	.410	2-17	.118	9-10	.900	10-36	46	2.9	44-1	25	19	4	0	43/2.7
TOTALS	16-2	256/16.0	16-39	.410	2-17	.118	9-10	.900	10-36	46	2.9	44-1	25	19	4	0	43/2.7
Conference YEAR	GP-GS	MIN/AVG	Total FG-FGA	PCT	3-Point FG-FGA	PCT	FT-FTA	PCT	Rebs OFF-DEF	TOT	AVG	PF-FO	AST	TO	BLK	STL	PTS/AVG
2020-21	10-2	191/19.1	11-26	.423	2-13	.154	9-10	.900	7-25	32	3.2	28-1	13	12	2	5	33/3.3
TOTALS	10-2	191/19.1	11-26	.423	2-13	.154	9-10	.900	7-25	32	3.2	28-1	13	12	2	5	33/3.3



**ANDRE JACKSON  
CAREER HIGH  
PERFORMANCES**

Points 8  
FG Made 3  
FG Atts. 7  
3-Pt. FG 1  
3-Pt. FGA 6  
FT 2  
FT Att. 2  
Off. Reb. 2  
Def. Reb. 7  
Total Reb. 8  
Assists 6  
TO 3  
Blocks 1  
Steals 1  
Minutes 28

**Career -- All Games**  
Marquette (2/27/21)  
Three Times  
Xavier (2/13/21)  
Two Times  
Xavier (2/13/21)  
Four Times  
Providence (2/16/21)  
Five Times  
Marquette (2/27/21)  
Marquette (2/27/21)  
Marquette (2/27/21)  
Cent. Conn. (11/25/20)  
Two Times  
Four Times  
Seven Times  
Providence (2/10/21)

**Career-- Conference  
Regular Season Games**  
Marquette (2/27/21)  
Three Times  
Xavier (2/13/21)  
Two Times  
Xavier (2/13/21)  
Four Times  
Providence (2/16/21)  
Five Times  
Marquette (2/27/21)  
Marquette (2/27/21)  
Marquette (2/27/21)  
Three Times  
Georgetown (2/23/21)  
Two Times  
Seven Times  
Providence (2/10/21)



**ANDRE JACKSON GAME-BY-GAME STATISTICS**

2020-21

Opponent	Date	GS	MIN	Total			3-Pointers			Free throws		Rebounds			PF	A	T/O	BLK	STL	PTS	AVG
				FG-FGA	PCT	3FG-3FGA	PCT	FT-FTA	PCT	OFF	DEF	TOT	AVG								
Central Conn. St.	11/25/2020		19:29	2-4	.500	0-1	.000	0-0	.000	1	4	5	5.0	3	6	3	1	0	4	4.0	
Hartford	11/27/2020		05:35	0-1	.000	0-1	.000	0-0	.000	0	0	0	2.5	3	0	0	1	0	0	2.0	
vs Southern California	12/03/2020		04:23	0-1	.000	0-0	.000	0-0	.000	0	0	0	1.7	0	0	0	0	0	0	1.3	
Creighton	12/20/2020		04:34	0-1	.000	0-1	.000	0-0	.000	1	0	1	1.5	0	0	0	0	1	0	1.0	
Seton Hall	02/06/2021		19:38	2-3	.667	1-1	1.000	2-2	1.000	1	3	4	2.0	1	0	1	0	1	7	2.2	
at Providence	02/10/2021		27:46	3-6	.500	0-3	.000	0-0	.000	0	4	4	2.3	2	2	1	0	6	2.8		
at Xavier	02/13/2021 *		23:38	2-7	.286	1-6	.167	0-0	.000	1	3	4	2.6	4	3	1	0	5	3.1		
Providence	02/16/2021 *		21:27	1-2	.500	0-0	.000	0-0	.000	2	1	3	2.6	4	0	1	0	2	3.0		
at Villanova	02/20/2021		15:56	0-1	.000	0-1	.000	2-2	1.000	0	3	3	2.7	5	2	0	1	0	2	2.9	
at Georgetown	02/23/2021		12:12	0-1	.000	0-0	.000	0-0	.000	1	2	3	2.7	3	0	3	0	1	0	2.6	
Marquette	02/27/2021		27:29	3-5	.600	0-1	.000	2-2	1.000	1	7	8	3.2	3	2	1	0	1	8	3.1	
at Seton Hall	03/03/2021		16:10	0-0	.000	0-0	.000	2-2	1.000	0	1	1	3.0	2	1	2	0	0	2	3.0	
Georgetown	03/06/2021		22:38	0-0	.000	0-0	.000	1-2	.500	0	1	1	2.8	4	3	1	0	1	1	2.8	
vs DePaul	03/11/2021		15:06	3-4	.750	0-0	.000	0-0	.000	1	2	3	2.9	4	3	2	0	1	6	3.1	
vs Creighton	03/12/2021		12:08	0-2	.000	0-1	.000	0-0	.000	0	3	3	2.9	2	2	1	0	1	0	2.9	
vs Maryland	03/20/2021		07:35	0-1	.000	0-1	.000	0-0	.000	1	2	3	2.9	4	1	1	0	0	0	2.7	
<b>Totals</b>		<b>2</b>	<b>255:44</b>	<b>16-39</b>	<b>.410</b>	<b>2-17</b>	<b>.118</b>	<b>9-10</b>	<b>.900</b>	<b>10</b>	<b>36</b>	<b>46</b>	<b>2.9</b>	<b>44</b>	<b>25</b>	<b>19</b>	<b>4</b>	<b>7</b>	<b>43</b>	<b>2.7</b>	



Tricia Altieri and Andre Jackson Sr... Has younger brother, Marcus, and younger sister, Mianna, who are twins... Mom Tricia played basketball at Fulton-Montgomery CC and is a former amateur boxer. Dad Andre also played at Fulton-Montgomery and later at Mercy College... Carried a 4.0 GPA during the first trimester as a senior at Albany Academy.



# Adama SANOGO

21

Sophomore  
Forward

6-9 • 240

Bamako, Mali

**While at UConn:** Despite the abbreviated 2020-21 season, made an immediate impact, appearing in every game and earning a permanent starting spot within the first few games... Earned impressive recognition as a true freshman -- named to BIG EAST All-Freshman Team, named to BIG EAST All-Tournament Team, twice named BIG EAST Freshman of the Week... Enters 2021-22 season as one of top returning big men in the conference.

**As a Freshman in 2020-21:** Played in all 23 games as a true freshman, starting

20, including the last 19... Averaged 7.3 points, 4.8 rebounds, and led team and ranked fifth in BIG EAST with .554 field goal percentage... His 21 blocks ranked second on the team... Had career-high 16 points and grabbed 9 rebounds in win at Seton Hall (3/3/21)... Had first career double-double with 10 points and 10 rebounds against Georgetown (3/6/21)... Had seven double-figure scoring games, including four of the last five games of the season.

**Before College:** Late recruit who reclassified from 2021 to 2020 and chose UConn over a final list that included Seton Hall, Maryland and Nebraska... A back-to-basket big man who is considered a Top 75 recruit and can play the 4 or 5... Outstanding rebounder at both ends of the court and has expanded his offensive game... Came to UConn after spending 2019-20 at The Patrick School (Hillside, N.J.) under Coach Chris Chavannes... Averaged 13.3 points and 10.5 rebounds in 14 games in 2019-20... Considered the No. 7 center in the Class of 2021 before reclassifying... Also played for the New York Rens AAU team on the Nike EYBL circuit, under Coach Andy Borman... Participated in Basketball Without Borders, a global basketball camp, in Chicago during NBA All-Star Weekend in 2020... Originally from Mali, grew up playing soccer until starting to play basketball in 2014... Came to the U.S. to attend Our Savior New American School (Centereach, N.Y.), but after a coaching change there, transferred to Patrick School.



## ADAMA SANOGO CAREER STATISTICS

YEAR	GP-GS	MIN/AVG	Total FG-FGA	PCT	3-Point FG-FGA	PCT	FT-FTA	PCT	Rebs OFF-DEF	TOT	AVG	PF-FO	AST	TO	BLK	STL	PTS/AVG
2020-21	23-20	391/17.0	77-139	.554	0-0	.000	15-26	.577	35-75	110	4.8	65-2	13	31	21	9	169/7.3
<b>TOTALS</b>	<b>23-20</b>	<b>391/17.0</b>	<b>77-139</b>	<b>.554</b>	<b>0-0</b>	<b>.000</b>	<b>15-26</b>	<b>.577</b>	<b>35-75</b>	<b>110</b>	<b>4.8</b>	<b>65-2</b>	<b>13</b>	<b>31</b>	<b>21</b>	<b>9</b>	<b>169/7.3</b>
Conference YEAR	GP-GS	MIN/AVG	Total FG-FGA	PCT	3-Point FG-FGA	PCT	FT-FTA	PCT	Rebs OFF-DEF	TOT	AVG	PF-FO	AST	TO	BLK	STL	PTS/AVG
2020-21	17-16	300/17.6	55-100	.550	0-0	.000	11-16	.688	23-66	89	5.2	51-2	12	24	18	7	121/7.1
<b>TOTALS</b>	<b>17-16</b>	<b>300/17.6</b>	<b>55-100</b>	<b>.550</b>	<b>0-0</b>	<b>.000</b>	<b>11-16</b>	<b>.688</b>	<b>23-66</b>	<b>89</b>	<b>5.2</b>	<b>51-2</b>	<b>12</b>	<b>24</b>	<b>18</b>	<b>7</b>	<b>121/7.1</b>



**ADAMA SANOGO  
CAREER HIGH  
PERFORMANCES**

	<u>Career -- All Games</u>
Points	16 Seton Hall (3/3/21)
FG Made	7 Seton Hall (3/3/21)
FG Atts.	11 Two Times
3-Pt. FG	--
3-Pt. FGA	--
FT	3 Creighton (1/23/21)
FT Att.	4 Two Times
Off. Reb.	5 Cent.Conn. (11/25/20)
Def. Reb.	9 Georgetown (3/6/21)
Total Reb.	10 Georgetown (3/6/21)
Assists	2 Four Times
TO	5 Creighton (1/23/21)
Blocks	5 Providence (2/10/21)
Steals	2 Providence (2/10/21)
Minutes	31 Seton Hall (3/3/21)

<u>Career-- Conference</u>	
<u>Regular Season Games</u>	
Points	16 Seton Hall (3/3/21)
FG Made	7 Seton Hall (3/3/21)
FG Atts.	11 Two Times
3-Pt. FG	--
3-Pt. FGA	--
FT	3 Creighton (1/23/21)
FT Att.	4 Two Times
Off. Reb.	4 Seton Hall (3/3/21)
Def. Reb.	9 Georgetown (3/6/21)
Total Reb.	10 Georgetown (3/6/21)
Assists	2 Four Times
TO	5 Creighton (1/23/21)
Blocks	5 Providence (2/10/21)
Steals	2 Providence (2/10/21)
Minutes	31 Seton Hall (3/3/21)



**ADAMA SANOGO GAME-BY-GAME STATISTICS**

2020-21

Opponent	Date	GS	MIN	Total		3-Pointers		Free throws		Rebounds				PF	A	T/O	BLK	STL	PTS	AVG
				FG-FGA	PCT	3FG-3FGA	PCT	FT-FTA	PCT	OFF	DEF	TOT	AVG							
Central Conn. St.	11/25/2020		17:09	4-6	.667	0-0	.000	0-1	.000	5	2	7	7.0	2	1	1	1	0	8	8.0
Hartford	11/27/2020		11:02	4-7	.571	0-0	.000	0-1	.000	1	1	2	4.5	0	0	2	0	1	8	8.0
vs Southern California	12/03/2020	*	10:07	0-1	.000	0-0	.000	1-2	.500	0	0	0	3.0	3	0	0	0	0	1	5.7
Creighton	12/20/2020		12:20	2-4	.500	0-0	.000	1-1	1.000	1	3	4	3.3	2	1	1	0	0	5	5.5
DePaul	12/30/2020	*	06:48	1-3	.333	0-0	.000	0-0	.000	1	3	4	3.4	0	0	1	0	0	2	4.8
at Marquette	01/05/2021	*	14:59	2-4	.500	0-0	.000	0-0	.000	1	4	5	3.7	4	0	0	1	0	4	4.7
at Butler	01/09/2021	*	09:14	2-3	.667	0-0	.000	0-1	.000	0	4	4	3.7	3	0	3	0	0	4	4.6
at DePaul	01/11/2021	*	09:59	0-0	.000	0-0	.000	0-0	.000	0	0	0	3.3	3	0	0	0	0	4.0	
St. John's (NY)	01/18/2021	*	17:15	6-11	.545	0-0	.000	0-0	.000	1	3	4	3.3	1	2	1	1	1	12	4.9
at Creighton	01/23/2021	*	19:52	5-9	.556	0-0	.000	3-4	.750	3	2	5	3.5	5	0	5	0	1	13	5.7
Butler	01/26/2021	*	19:57	4-7	.571	0-0	.000	0-0	.000	1	5	6	3.7	3	1	2	1	1	8	5.9
Seton Hall	02/06/2021	*	21:33	5-8	.625	0-0	.000	2-2	1.000	1	1	2	3.6	5	2	2	0	0	12	6.4
at Providence	02/10/2021	*	27:53	4-9	.444	0-0	.000	1-1	1.000	2	6	8	3.9	4	0	0	5	2	9	6.6
at Xavier	02/13/2021	*	22:04	2-4	.500	0-0	.000	0-0	.000	3	5	8	4.2	2	2	2	1	0	4	6.4
Providence	02/16/2021	*	10:58	1-2	.500	0-0	.000	0-0	.000	0	4	4	4.2	3	0	3	1	0	2	6.1
at Villanova	02/20/2021	*	19:26	4-6	.667	0-0	.000	0-2	.000	0	2	2	4.1	4	0	1	0	0	8	6.3
at Georgetown	02/23/2021	*	21:20	4-7	.571	0-0	.000	0-1	.000	3	4	7	4.2	3	2	1	2	0	8	6.4
Marquette	02/27/2021	*	15:07	2-6	.333	0-0	.000	0-0	.000	1	6	7	4.4	4	0	0	0	0	4	6.2
at Seton Hall	03/03/2021	*	31:04	7-11	.636	0-0	.000	2-2	1.000	4	5	9	4.6	3	1	1	2	1	16	6.7
Georgetown	03/06/2021	*	20:07	4-6	.667	0-0	.000	2-2	1.000	1	9	10	4.9	2	1	2	1	2	10	6.9
vs DePaul	03/11/2021	*	15:32	6-9	.667	0-0	.000	2-4	.500	2	1	3	4.8	3	0	1	1	1	14	7.2
vs Creighton	03/12/2021	*	20:59	6-9	.667	0-0	.000	1-2	.500	0	5	5	4.8	4	0	2	1	0	13	7.5
vs Maryland	03/20/2021	*	16:08	2-7	.286	0-0	.000	0-0	.000	4	0	4	4.8	2	0	1	0	0	4	7.3
<b>Totals</b>		<b>20</b>	<b>390:53</b>	<b>77-139</b>	<b>.554</b>	<b>0-0</b>	<b>.000</b>	<b>15-26</b>	<b>.577</b>	<b>35</b>	<b>75</b>	<b>110</b>	<b>4.8</b>	<b>65</b>	<b>13</b>	<b>31</b>	<b>21</b>	<b>9</b>	<b>169</b>	<b>7.3</b>



**Personal Information:** Adama Sanogo ... Born February 12, 2002... Son of Awa Traore and Cheickne Sanogo... Has five older sisters and one younger brother.... Family still resides in Mali.



# Rahsool DIGGINS

1

Freshman  
Guard

6-2 • 175

Philadelphia,  
Pa.

**Before College:** One of four true freshmen on the 2021-22 roster... Shifty, clever combo guard who is equally adept at scoring or distributing the ball... Can score by getting to the basket, using a solid mid-range jumper or an improving three-point shot, but also has a knack for penetrating into the paint and finding open teammates... Brings tough, hard-nosed Philadelphia style to his defense... Comes to UConn after a spectacular four-year career as a starter at Archbishop Wood HS under Coach John Mosco... Also starred for AAU Team Final under Rob Brown... As a senior in 2020-21, named MaxPreps Pennsylvania High School Player of the Year and Pennsylvania Class 6A Player of the Year... Two-time Philadelphia Catholic League Player of the Year... Two-time Philadelphia City

Player of the Year... Three-time first team All-State... Averaged 16.4 points, 5.3 rebounds, 6.8 assists and 2.8 steals as a senior, leading team to Philadelphia Catholic League championship and to PIAA 6A championship game, in which he scored 26 points in narrow loss...

Finished high school career as Wood's all-time leading scorer (1,513 points)... Had 15 points, 9 assists, 5 rebounds in Slam 16 Game, where he teamed with fellow UConn freshman Samson Johnson and averaged 10.5 points, 6.0 rebounds, 7.0 assists, and 4.0 steals at prestigious Pangos All-American Festival... Consensus Top 50 recruit who picked UConn over Villanova, Kansas, Florida, Seton Hall, and Virginia Tech, among others.

**Personal Information:**

Rahsool Nafis Diggins Jr... Born March 27, 2002... Son of Shakeia and Rahsool Diggins Sr... Has three older sisters -- Emonie, Easia, and Rakeia -- and two younger sisters -- Raniyah and Raven.



# Corey FLOYD JR.

14

Freshman  
Guard

6-3 • 210

Franklin, N.J.

**Before College:** One of four true freshmen on the 2021-22 roster... Physically strong, tough, hard-working combination guard who has drawn raves from coaches because of his work ethic, how coachable he is, his unselfishness and his winning attitude... Displays outstanding athleticism, good shooting ability from mid- and long-range and improving ball-handling... Comes to UConn after starring for three seasons at Roselle (N.J.) Catholic High School under Coach Dave Boff and for AAU Team Final under Coach James Johns... As a junior in an abbreviated 2020-21 high school season, averaged 16.5 points, 4.0 rebounds, and

2.7 assists to lead Roselle to a 12-3 record and the No. 3 ranking in the N.J.com Top 20. That followed his strong sophomore season in 2019-20, when he averaged 11.1 points and 2.6 assists to help Roselle to a 22-7 record and the North Non-Public B championship... In July, he helped lead Team Final to the prestigious Peach Jam championship in South Carolina with 12 points, 5 assists and 4 rebounds in the championship game... Originally part of UConn's top 10 recruiting class of 2022, decided to take extra classes during

the summer and graduate early, reclassifying to the class of 2021 and entering UConn this fall... Was ranked No. 11 shooting guard in Class of 2022... Chose UConn over offers from Rutgers, Providence, Auburn, Florida, Wake Forest, Miami and Villanova.

**Personal Information:**

Corey Andrew Floyd Jr... Born January 14, 2004... Son of Trish Littles-Floyd and Corey Floyd Sr... Has two older sisters, Rayne Littles and Ayanna Glasco... Father played at Providence for two years and was a teammate of UConn Coach Dan Hurley on the New Jersey Road-runners AAU Team in the late 1980s.





# Jordan HAWKINS

24

Freshman  
Guard

6-5 • 175

Gaithersburg,  
Md.

**Before College:** One of four true freshmen on UConn's 2021-22 roster... Long, athletic shooting guard with a sharp pull-up jumper and a smooth three-point stroke that could well make him the Huskies' top three-point threat in 2021-22... Consensus top 50 recruit, who many feel is a burgeoning star who would have been ranked much higher had spring and summer AAU play not been affected by the virus... Thrives on tough competition... Comes to UConn following two years at powerhouse program DeMatha Catholic (Hyattsville, Md.) under Coach Mike Jones... Played AAU for Team Durant under Coach Angel Hernandez... As a senior at DeMatha, averaged 19.7 points, 11.4 rebounds, 3.7 assists, 2.3 steals and 1.9

blocks, while shooting .636 overall and .464 from three-point range to lead DeMatha to an 11-0 record and was named 2020-21 Gatorade Maryland Player of the Year... Two-time Washington Post All-Met Honorable Mention pick... As a junior, averaged 12.5

points, 5.1 rebounds and shot 46 percent from three-point ranged, helping DeMatha to a 30-3 record, the Washington Catholic Athletic Conference title, and the No. 2 ranking in the nation... Played his first two high school years at Gaithersburg High, averaging 20.2 ppg as a sophomore... Chose UConn over numerous other offers including Louisville, Maryland, Marquette, Seton Hall, Notre Dame, Georgetown, and others.

**Personal Information:**

Jordan Dorrell Hawkins ... Born April 29, 2002... Son of Jasmine and Craig Hawkins... Has two older sisters, Alexis and Chynna, and one younger sister, Paris.



# Samson JOHNSON

35

Freshman  
Forward  
6-10 • 200  
Lomé, Togo

**Before College:** One of four true freshmen on the UConn roster... A fast-improving big man who can run the floor, protect the rim with a 7-5 wingspan, has a soft touch on the offensive end, and can stretch the defense by making a three-pointer. An elite athlete who could well have the most upside of any player on the team... Comes to UConn after spending 2 1/2 years at The Patrick School in Hillside, N.J. (where he was a teammate of current UConn sophomore Adama Sanogo) under Coach Chris Chavannes and playing AAU ball for the New York Jayhawks under Coach Jay David... Averaged

15.0 points, 5.6 rebounds, 1.6 blocks and 1.7 assists in 2020-21 for Patrick School. Since arriving in the middle of his sophomore season, he has averaged 11.7 points, 4.3 rebounds, 1.4 blocks for his Patrick School career... Was named co-MVP of the Slam 16 Game in the Bronx where he teamed with fellow UConn freshman Rahsool Diggins and scored 12 points, grabbed 8 rebounds and blocked 6 shots... Began to play basketball as a youngster in his native Togo and went through the SEED Academy, a program

for basketball and academic development. At 16, he came to the U.S. to go to school in Florida before coming to The Patrick School... Went from a top 100 recruit to a top 50... Chose UConn over offers from from Syracuse, St. John's, Marquette, Xavier, Providence, Miami, Pittsburgh and Cincinnati.

**Personal Information:** Samson Roosevelt Faical Kuessi Johnson... Born July 28, 2002... Son of Moukiétou Bonfoh and Eric Johnson... Has one older sister -- Victoria, two younger brothers -- Sharon and Ronald and one younger sister -- Merkel.





# Matt GARRY

41

Senior  
Guard

6-5 • 190

Southington,  
Conn.

**While at UConn:** In his fourth year with the UConn program, but missed the entire 2020-21 season after tearing his ACL during the preseason. Should be fully recovered for 2021-22... Has seen action in six games, all during 2019-20 season... Talented enough to likely have been a regular at a lower-level program, but wanted the educational programs offered at UConn... Long, lanky, tough left-handed guard who provides depth in the backcourt while pushing the Huskies' perimeter players every day in practice... Named to 2020-21 BIG EAST All-Academic Team after being named to 2019-20 AAC All-Academic Team.

**As a Junior in 2020-21:** Sat out season after suffering a torn ACL in preseason practice.

**As a Sophomore in 2019-20:** Saw action in six games, playing a total of eight minutes, with 1 assist against New Hampshire (12/22/19)... Honored as a 'Homegrown Husky' during 12/29/19 game against NJIT, with large contingent from hometown of Southington in attendance... Honored on UConn's 3.0 GPA Night.

**Before College:** Came to UConn after playing his last two years of high school at St. Paul Catholic (Bristol, Conn.), under Coach Steve Phelps... Three-level scorer in high school -- could hit the three-pointer, score mid-range off the dribble, or get to the rim and finish with impressive jumping ability... Produced 12 double-doubles as a senior and was selected second team All-Bristol Press.

**Personal Information:** Matthew Thomas Garry... Born March 20, 2000... Son of Angela and Michael Garry.... Has one younger brother, Tyler.



## MATT GARRY GAME-BY-GAME STATISTICS

2019-20

Opponent	Date	GS	MIN	Total		3-Pointers		Free throws		Rebounds				PF	A	TO	BLK	STL	PTS	AVG
				FG-FGA	PCT	3FG-3FGA	PCT	FT-FTA	PCT	OFF	DEF	TOT	AVG							
Sacred Heart	11/08/2019		01:05	0-0	.000	0-0	.000	0-0	.000	0	0	0	0	0	0	0	0	0	0	0
vs Miami (FL)	11/24/2019		01:00	0-0	.000	0-0	.000	0-0	.000	0	0	0	0	0	0	0	0	0	0	0
Maine	12/01/2019		01:10	0-0	.000	0-0	.000	0-0	.000	0	0	0	0	0	0	0	0	0	0	0
New Hampshire	12/22/2019		01:12	0-0	.000	0-0	.000	0-0	.000	0	0	0	0	0	1	0	0	0	0	0
NJIT	12/29/2019		02:34	0-0	.000	0-0	.000	0-4	.000	0	0	0	0	0	0	0	0	0	0	0
Temple	01/29/2020		00:53	0-0	.000	0-0	.000	0-0	.000	0	0	0	0	0	0	0	0	0	0	0
<b>Totals</b>		<b>0</b>	<b>07:54</b>	<b>0-0</b>	<b>.000</b>	<b>0-0</b>	<b>.000</b>	<b>0-4</b>	<b>.000</b>	<b>0</b>	<b>0</b>	<b>0</b>	<b>0</b>	<b>0</b>	<b>1</b>	<b>0</b>	<b>0</b>	<b>0</b>	<b>0</b>	<b>0</b>

## MATT GARRY CAREER STATISTICS

YEAR	GP-GS	MIN/AVG	Total FG-FGA	PCT	3-Point FG-FGA	PCT	FT-FTA	PCT	Rebs OFF-DEF	TOT	AVG	PF-FO	AST	TO	BLK	STL	PTS/AVG
2019-20	6-0	8/1.3	0-0	.000	0-0	.000	0-4	.000	0-0	0	0-0	0-0	1	0	0	0	0/0.0
<b>TOTALS</b>	<b>6-0</b>	<b>8/1.3</b>	<b>0-0</b>	<b>.000</b>	<b>0-0</b>	<b>.000</b>	<b>0-0</b>	<b>.000</b>	<b>0-0</b>	<b>0</b>	<b>0-0</b>	<b>0-0</b>	<b>1</b>	<b>0</b>	<b>0</b>	<b>0</b>	<b>0/0.0</b>
Conference YEAR	GP-GS	MIN/AVG	Total FG-FGA	PCT	3-Point FG-FGA	PCT	FT-FTA	PCT	Rebs OFF-DEF	TOT	AVG	PF-FO	AST	TO	BLK	STL	PTS/AVG
2019-20	1-0	1/1.0	0-0	.000	0-0	.000	0-0	.000	0-0	0	0.0	0-0	0	0	0	0	0/0.0
<b>TOTALS</b>	<b>1-0</b>	<b>1/1.0</b>	<b>0-0</b>	<b>.000</b>	<b>0-0</b>	<b>.000</b>	<b>0-0</b>	<b>.000</b>	<b>0-0</b>	<b>0</b>	<b>0.0</b>	<b>0-0</b>	<b>0</b>	<b>0</b>	<b>0</b>	<b>0</b>	<b>0/0.0</b>

# Andrew HURLEY

20

Sophomore  
Guard  
6-1 • 170  
Glastonbury,  
Conn.

**While at UConn:** Joined team in 2020-21 preseason as a freshman walk-on and became an integral part of daily practice, helping to prepare the team for tough game competition... Dressed for all 23 games and made appearances in four... Named to 2020-21 BIG EAST All-Academic Team.

**As a Freshman in 2020-21:** Appeared in four games, averaging 0.8 ppg... Made first appearance in season opener against Central Connecticut... Longest stint (2:42) came in opening round of BIG EAST Tournament against DePaul... Took one shot all season and made it count -- swishing a three-pointer against DePaul, leaving him with a field goal percentage of 1.000.



**Before College:** Solid outside shooter and tough defender... Extremely familiar with UConn Coach Hurley's coaching style and player standards... Came to UConn after playing two years at East Catholic High School (Manchester, Conn.), one of the most successful programs in the state, under Coach Luke Reilly... Played limited minutes as a junior in 2018-19, as East Catholic went 27-1 and captured the Division I State Championship... Was a significant contributor as a senior in 2019-20, helping East Catholic post a 23-1 mark and win the CCC (conference) tournament, before the season was suspended by the global pandemic before the state tournament could begin... Played his first two high school seasons at Bishop Hendricken (Warwick, R.I.), before his family moved to Connecticut.

**Personal Information:** Andrew Robert Hurley... Born January 30, 2002... Son of Andrea and Dan Hurley... Has one older brother, Danny... Father is head men's basketball coach at UConn... Uncle Bob Hurley is head men's basketball coach at Arizona State University... Grandfather Bob Hurley Sr. is Naismith Hall of Famer and former longtime coach of powerhouse high school basketball program at St. Anthony HS (Jersey City, N.J.).

## ANDREW HURLEY GAME-BY-GAME STATISTICS

2020-21

Opponent	Date	GS	MIN	Total		3-Pointers		Free throws		Rebounds				PF	A	T/O	BLK	STL	PTS	AVG
				FG-FGA	PCT	3FG-3FGA	PCT	FT-FTA	PCT	OFF	DEF	TOT	AVG							
Central Conn. St.	11/25/2020		01:37	0-0	.000	0-0	.000	0-0	.000	0	0	0	0	0	0	0	0	0	0	0
DePaul	12/30/2020		00:37	0-0	.000	0-0	.000	0-0	.000	0	0	0	0	0	0	0	0	0	0	0
Georgetown	03/06/2021		00:36	0-0	.000	0-0	.000	0-0	.000	0	0	0	0	0	0	0	0	0	0	0
vs DePaul	03/11/2021		02:42	1-1	1.000	1-1	1.000	0-0	.000	0	0	0	0	0	0	0	0	0	3	0.8
<b>Totals</b>		<b>0</b>	<b>05:32</b>	<b>1-1</b>	<b>1.000</b>	<b>1-1</b>	<b>1.000</b>	<b>0-0</b>	<b>.000</b>	<b>0</b>	<b>0</b>	<b>0</b>	<b>0</b>	<b>0</b>	<b>0</b>	<b>0</b>	<b>0</b>	<b>0</b>	<b>3</b>	<b>0.8</b>

## ANDREW HURLEY CAREER STATISTICS

YEAR	GP-GS	MIN/AVG	Total FG-FGA	PCT	3-Point FG-FGA	PCT	FT-FTA	PCT	Rebs OFF-DEF	TOT	AVG	PF-FO	AST	TO	BLK	STL	PTS/AVG
2020-21	4-0	5.5/1.4	1-1	1.000	1-1	1.000	0-0	.000	0-0	0	0-0	0-0	0	0	0	0	3/0.8
<b>TOTALS</b>	<b>4-0</b>	<b>5.5/1.4</b>	<b>1-1</b>	<b>1.000</b>	<b>1-1</b>	<b>1.000</b>	<b>0-0</b>	<b>.000</b>	<b>0-0</b>	<b>0</b>	<b>0-0</b>	<b>0-0</b>	<b>0</b>	<b>0</b>	<b>0</b>	<b>0</b>	<b>3/0.8</b>
Conference YEAR	GP-GS	MIN/AVG	Total FG-FGA	PCT	3-Point FG-FGA	PCT	FT-FTA	PCT	Rebs OFF-DEF	TOT	AVG	PF-FO	AST	TO	BLK	STL	PTS/AVG
2020-21	2-0	1+/0.6	0-0	.000	0-0	.000	0-0	.000	0-0	0	0.0	0-0	0	0	0	0	0/0.0
<b>TOTALS</b>	<b>2-0</b>	<b>1+/0.6</b>	<b>0-0</b>	<b>.000</b>	<b>0-0</b>	<b>.000</b>	<b>0-0</b>	<b>.000</b>	<b>0-0</b>	<b>0</b>	<b>0.0</b>	<b>0-0</b>	<b>0</b>	<b>0</b>	<b>0</b>	<b>0</b>	<b>0/0.0</b>



# 2021-22 University of Connecticut Huskies



JALEN GAFFNEY  
Jr. G 6-3 180  
Columbus, N.J.



RAHSOOL DIGGINS  
Fr. G 6-2 175  
Philadelphia, Pa.



R.J. COLE  
Gr. G 6-1 185  
Union, N.J.



TYRESE MARTIN  
Sr. G-F 6-6 215  
Allentown, Pa.



ISAIAH WHALEY  
Gr. F 6-9 225  
Gastonia, N.C.



AKOK AKOK  
R-Jr. F 6-9 200  
Manchester, N.H.



TYLER POLLEY  
Gr. F 6-9 200  
Miramar, Fla.



RICHIE SPRINGS  
R-So. F 6-9 225  
Brooklyn, N.Y.



COREY FLOYD JR.  
Fr. G 6-3 210  
Franklin, N.J.



ANDREW HURLEY  
So. G 6-1 170  
Glastonbury, Conn.



ADAMA SANOGO  
So. F 6-9 240  
Bamako, Mali




JORDAN HAWKINS  
Fr. G 6-5 175  
Gaithersburg, Md.



SAMSON JOHNSON  
Fr. F 6-10 200  
Lome, Togo



MATT GARRY  
Sr. G 6-5 190  
Southington, Conn.



ANDRE JACKSON  
So. G 6-6 205  
Amsterdam, N.Y.



DAN HURLEY  
Head Coach



KIMANI YOUNG  
Associate Head Coach




TOM MOORE  
Assistant Coach



LUKE MURRAY  
Assistant Coach



# A Glance Back At 2020-21



No fans allowed



Thanksgiving Dinner



Season Opener vs.  
Central Conn.



First BIG EAST  
Conference Game



Helping out at food share  
at Rentschler Field





A Tribute To Dee Rowe



Senior Day



Back In The BIG EAST Tournament



Return To The NCAA Tournament



Graduation 2021



2020-21 UConn Men's Basketball  
 Combined Team Statistics  
 All games

Game Records

Record	Overall	Home	Away	Neutral
ALL GAMES	15-8	7-3	6-3	2-2
CONFERENCE	11-6	5-3	6-3	0-0
NON-CONFERENCE	4-2	2-0	0-0	2-2

Score by Periods

Team	1st	2nd	OT	TOT
UConn	789	853	8	1650
Opponents	685	790	10	1485

Team Box Score

No.	Player	Total					3-Point		F-Throw		Rebounds				Other							
		GP-GS	MIN	AVG	FG-FGA	FG%	3FG-3FGA	3FG%	FT-FTA	FT%	OFF	DEF	TOT	AVG	PF	DQ	A	TO	BLK	STL	PTS	AVG
2	BOUKNIGHT, James	15-14	473:44	31.6	98-219	.447	22-75	.293	63-81	.778	23	62	85	5.7	28	1	27	42	4	17	281	18.7
1	COLE, RJ	23-21	714:29	31.1	92-238	.387	39-101	.386	57-74	.770	16	53	69	3.0	46	0	99	40	0	27	280	12.2
4	MARTIN, Tyrese	22-21	664:13	30.2	85-193	.440	16-50	.320	41-61	.672	66	99	165	7.5	42	3	23	30	12	22	227	10.3
5	WHALEY, Isaiah	23-23	630:54	27.4	81-169	.479	8-23	.348	15-32	.469	57	85	142	6.2	66	5	35	31	60	22	185	8.0
12	POLLEY, Tyler	22-3	456:59	20.8	54-149	.362	38-107	.355	19-21	.905	16	27	43	2.0	28	0	8	6	7	4	165	7.5
21	SANOGO, Adama	23-20	390:53	17.0	77-139	.554	0-0	.000	15-26	.577	35	75	110	4.8	65	2	13	31	21	9	169	7.3
0	GAFFNEY, Jalen	23-4	449:12	19.5	43-105	.410	17-47	.362	37-45	.822	8	27	35	1.5	36	0	35	27	3	18	140	6.1
10	ADAMS, Brendan	16-6	319:58	20.0	20-67	.299	11-38	.289	21-29	.724	8	26	34	2.1	23	0	24	14	1	9	72	4.5
25	CARLTON, Josh	19-1	216:08	11.4	27-56	.482	0-0	.000	13-22	.591	30	40	70	3.7	49	0	7	16	8	7	67	3.5
44	JACKSON, Andre	16-2	255:44	16.0	16-39	.410	2-17	.118	9-10	.900	10	36	46	2.9	44	1	25	19	4	7	43	2.7
31	BROWN, Javonte	2-0	04:33	2.3	2-2	1.000	0-0	.000	0-0	.000	1	1	2	1.0	1	0	0	0	0	0	4	2.0
11	AKOK, Akok	7-0	30:14	4.3	4-8	.500	1-3	.333	0-0	.000	0	3	3	0.4	1	0	1	0	1	0	9	1.3
13	SPRINGS, Richie	5-0	12:27	2.5	2-3	.667	0-1	.000	1-2	.500	2	3	5	1.0	3	0	0	0	0	0	5	1.0
20	HURLEY, Andrew	4-0	05:32	1.4	1-1	1.000	1-1	1.000	0-0	.000	0	0	0	0.0	0	0	0	0	0	0	3	0.8
Team											41	29	70					12				
<b>Total</b>		<b>23</b>	<b>4625</b>		<b>602-1388</b>	<b>.434</b>	<b>155-463</b>	<b>.335</b>	<b>291-403</b>	<b>.722</b>	<b>313</b>	<b>566</b>	<b>879</b>	<b>38.2</b>	<b>432</b>	<b>12</b>	<b>297</b>	<b>268</b>	<b>121</b>	<b>142</b>	<b>1650</b>	<b>71.7</b>
<b>Opponents</b>		<b>23</b>	<b>4625</b>		<b>514-1243</b>	<b>.414</b>	<b>134-414</b>	<b>.324</b>	<b>323-457</b>	<b>.707</b>	<b>237</b>	<b>525</b>	<b>762</b>	<b>33.1</b>	<b>392</b>	<b>6</b>	<b>242</b>	<b>299</b>	<b>63</b>	<b>125</b>	<b>1485</b>	<b>64.6</b>

Team Statistics

	UCONN	OPP
<b>Scoring</b>	<b>1650</b>	<b>1485</b>
Points per game	71.7	64.6
Scoring margin	+7.2	-
<b>Field goals-att</b>	<b>602-1388</b>	<b>514-1243</b>
Field goal pct	.434	.414
<b>3 point fg-att</b>	<b>155-463</b>	<b>134-414</b>
3-point FG pct	.335	.324
3-pt FG made per game	6.7	5.8
<b>Free throws-att</b>	<b>291-403</b>	<b>323-457</b>
Free throw pct	.722	.707
F-Throws made per game	12.7	14.0
<b>Rebounds</b>	<b>879</b>	<b>762</b>
Rebounds per game	38.2	33.1
Rebounding margin	+5.1	-
<b>Assists</b>	<b>297</b>	<b>242</b>
Assists per game	12.9	10.5
<b>Turnovers</b>	<b>268</b>	<b>299</b>
Turnovers per game	11.7	13.0
Turnover margin	+1.3	-
Assist/turnover ratio	1.1	0.8
<b>Steals</b>	<b>142</b>	<b>125</b>
Steals per game	6.2	5.4
<b>Blocks</b>	<b>121</b>	<b>63</b>
Blocks per game	5.3	2.7
<b>Winning streak</b>	<b>0</b>	<b>-</b>
Home win streak	3	-
<b>Attendance</b>	<b>125</b>	<b>6396</b>
Home games-Avg/Game	10-13	9-711
Neutral site-Avg/Game	-	4-412

Team Results

Date	Opponent	Score	Att.
11/25/2020	Central Conn. St.	W 102-75	125
11/27/2020	Hartford	W 69-57	0
12/03/2020	vs Southern California	W 61-58	0
12/20/2020	Creighton	Lot 74-76	0
12/30/2020	DePaul	W 82-61	0
01/05/2021	at Marquette	W 65-54	0
01/09/2021	at Butler	W 72-60	1879
01/11/2021	at DePaul	W 60-53	0
01/18/2021	St. John's (NY)	L 70-74	0
01/23/2021	at Creighton	L 66-74	1839
01/26/2021	Butler	W 63-51	0
02/06/2021	Seton Hall	L 73-80	0
02/10/2021	at Providence	L 59-70	0
02/13/2021	at Xavier	W 80-72	922
02/16/2021	Providence	W 73-61	0
02/20/2021	at Villanova	L 60-68	0
02/23/2021	at Georgetown	W 70-57	0
02/27/2021	Marquette	W 80-62	0
03/03/2021	at Seton Hall	W 69-58	1756
03/06/2021	Georgetown	W 98-82	0
03/11/2021	vs DePaul	W 94-60	824
03/12/2021	vs Creighton	L 56-59	824
03/20/2021	vs Maryland	L 54-63	0





2020-21 UConn Men's Basketball  
 Combined Team Statistics  
 In Conference games

Game Records

Record	Overall	Home	Away	Neutral
ALL GAMES	11-6	5-3	6-3	0-0
CONFERENCE	11-6	5-3	6-3	0-0
NON-CONFERENCE	0-0	0-0	0-0	0-0

Score by Periods

Team	1st	2nd	OT	TOT
UConn	571	635	8	1214
Opponents	499	604	10	1113

Team Box Score

No.	Player	Total			3-Point			F-Throw		Rebounds				Other								
		GP-GS	MIN	AVG	FG-FGA	FG%	3FG-3FGA	3FG%	FT-FTA	FT%	OFF	DEF	TOT	AVG	PF	DQ	A	TO	BLK	STL	PTS	AVG
2	BOUKNIGHT, James	9-8	284:27	31.6	65-136	.478	15-45	.333	41-51	.804	13	35	48	5.3	16	0	15	27	3	10	186	20.7
1	COLE, RJ	17-15	550:45	32.4	71-182	.390	25-71	.352	52-69	.754	11	42	53	3.1	35	0	74	31	0	20	219	12.9
4	MARTIN, Tyrese	17-17	525:28	30.9	73-154	.474	14-41	.341	32-48	.667	47	74	121	7.1	39	3	18	26	8	21	192	11.3
12	POLLEY, Tyler	16-1	352:57	22.1	43-117	.368	31-84	.369	14-16	.875	8	20	28	1.8	13	0	6	4	3	3	131	8.2
5	WHALEY, Isaiah	17-17	458:18	27.0	58-119	.487	7-16	.438	6-16	.375	34	64	98	5.8	57	5	23	27	43	17	129	7.6
21	SANOGO, Adama	17-16	299:57	17.6	55-100	.550	0-0	.000	11-16	.688	23	66	89	5.2	51	2	12	24	18	7	121	7.1
0	GAFFNEY, Jalen	17-2	304:48	17.9	30-72	.417	12-34	.353	20-24	.833	4	21	25	1.5	25	0	28	22	0	11	92	5.4
10	ADAMS, Brendan	12-6	254:20	21.2	12-45	.267	8-27	.296	17-25	.680	7	18	25	2.1	15	0	19	9	1	7	49	4.1
25	CARLTON, Josh	14-1	166:20	11.9	20-43	.465	0-0	.000	10-16	.625	23	33	56	4.0	38	0	5	14	7	4	50	3.6
44	JACKSON, Andre	10-2	191:28	19.1	11-26	.423	2-13	.154	9-10	.900	7	25	32	3.2	28	1	13	12	2	5	33	3.3
11	AKOK, Akok	7-0	30:14	4.3	4-8	.500	1-3	.333	0-0	.000	0	3	3	0.4	1	0	1	0	1	0	9	1.3
13	SPRINGS, Richie	3-0	03:12	1.1	1-1	1.000	0-0	.000	1-2	.500	0	1	1	0.3	1	0	0	0	0	0	3	1.0
20	HURLEY, Andrew	2-0	01:12	0.6	0-0	.000	0-0	.000	0-0	.000	0	0	0	0.0	0	0	0	0	0	0	0	0.0
31	BROWN, Javonte	1-0	01:34	1.6	0-0	.000	0-0	.000	0-0	.000	0	0	0	0.0	0	0	0	0	0	0	0	0.0
Team											30	18	48				8					
<b>Total</b>		<b>17</b>	<b>3425</b>		<b>443-1003</b>	<b>.442</b>	<b>115-334</b>	<b>.344</b>	<b>213-293</b>	<b>.727</b>	<b>207</b>	<b>420</b>	<b>627</b>	<b>36.9</b>	<b>319</b>	<b>11</b>	<b>214</b>	<b>204</b>	<b>86</b>	<b>105</b>	<b>1214</b>	<b>71.4</b>
<b>Opponents</b>		<b>17</b>	<b>3425</b>		<b>387-926</b>	<b>.418</b>	<b>101-316</b>	<b>.320</b>	<b>238-340</b>	<b>.700</b>	<b>175</b>	<b>386</b>	<b>561</b>	<b>33.0</b>	<b>284</b>	<b>4</b>	<b>195</b>	<b>221</b>	<b>46</b>	<b>97</b>	<b>1113</b>	<b>65.5</b>

Team Statistics

	UCONN	OPP
<b>Scoring</b>	<b>1214</b>	<b>1113</b>
Points per game	71.4	65.5
Scoring margin	+5.9	-
<b>Field goals-att</b>	<b>443-1003</b>	<b>387-926</b>
Field goal pct	.442	.418
<b>3 point fg-att</b>	<b>115-334</b>	<b>101-316</b>
3-point FG pct	.344	.320
3-pt FG made per game	6.8	5.9
<b>Free throws-att</b>	<b>213-293</b>	<b>238-340</b>
Free throw pct	.727	.700
F-Throws made per game	12.5	14.0
<b>Rebounds</b>	<b>627</b>	<b>561</b>
Rebounds per game	36.9	33.0
Rebounding margin	+3.9	-
<b>Assists</b>	<b>214</b>	<b>195</b>
Assists per game	12.6	11.5
<b>Turnovers</b>	<b>204</b>	<b>221</b>
Turnovers per game	12.0	13.0
Turnover margin	+1.0	-
Assist/turnover ratio	1.0	0.9
<b>Steals</b>	<b>105</b>	<b>97</b>
Steals per game	6.2	5.7
<b>Blocks</b>	<b>86</b>	<b>46</b>
Blocks per game	5.1	2.7
<b>Winning streak</b>	<b>4</b>	<b>-</b>
Home win streak	3	-
<b>Attendance</b>	<b>0</b>	<b>6396</b>
Home games-Avg/Game	8-0	9-711
Neutral site-Avg/Game	-	0-0

Team Results

Date	Opponent	Score	Att.
12/20/2020	Creighton	74-76	0
12/30/2020	DePaul	82-61	0
01/05/2021	at Marquette	65-54	0
01/09/2021	at Butler	72-60	1879
01/11/2021	at DePaul	60-53	0
01/18/2021	St. John's (NY)	70-74	0
01/23/2021	at Creighton	66-74	1839
01/26/2021	Butler	63-51	0
02/06/2021	Seton Hall	73-80	0
02/10/2021	at Providence	59-70	0
02/13/2021	at Xavier	80-72	922
02/16/2021	Providence	73-61	0
02/20/2021	at Villanova	60-68	0
02/23/2021	at Georgetown	70-57	0
02/27/2021	Marquette	80-62	0
03/03/2021	at Seton Hall	69-58	1756
03/06/2021	Georgetown	98-82	0



2020-21 UConn Men's Basketball  
Extended Season Box Score  
All games

Game Records

Record	Overall	Home	Away	Neutral
ALL GAMES	15-8	7-3	6-3	2-2
CONFERENCE	11-6	5-3	6-3	0-0
NON-CONFERENCE	4-2	2-0	0-0	2-2

Team Box Score Extended

No. Player	GP-GS	MIN	AVG	Total			3-Point			F-Throw			Rebounds			PF	DQ	A	A/G	TO	TO/G	A/TO	BLK	BLK/G	STL	STL/G	PTS	AVG
				FG-FGA	FG%	3FG-3FGA	3FG%	FT-FTA	FT%	OFF	DEF	TOT	AVG	OFF	DEF													
2 BOUKNIGHT, James	15-14	473:44	31.6	98-219	.447	22-75	.293	63-81	.778	23	62	85	5.7	28	1	27	1.80	42	2.80	0.64	4	0.27	17	1.13	281	18.7		
1 COLE, RJ	23-21	714:29	31.1	92-238	.387	39-101	.386	57-74	.770	16	53	69	3.0	46	0	99	4.30	40	1.74	2.48	0	0.00	27	1.17	280	12.2		
4 MARTIN, Tyrese	22-21	664:13	30.2	85-193	.440	16-50	.320	41-61	.672	66	99	165	7.5	42	3	23	1.05	30	1.36	0.77	12	0.55	22	1.00	227	10.3		
5 WHALEY, Isaiah	23-23	630:54	27.4	81-169	.479	8-23	.348	15-32	.469	57	85	142	6.2	66	5	35	1.52	31	1.35	1.13	60	2.61	22	0.96	185	8.0		
12 POLLEY, Tyler	22-3	456:59	20.8	54-149	.362	38-107	.355	19-21	.905	16	27	43	2.0	28	0	8	0.36	6	0.27	1.33	7	0.32	4	0.18	165	7.5		
21 SANOGO, Adama	23-20	390:53	17.0	77-139	.554	0-0	.000	15-26	.577	35	75	110	4.8	65	2	13	0.57	31	1.35	0.42	21	0.91	9	0.39	169	7.3		
0 GAFFNEY, Jalen	23-4	449:12	19.5	43-105	.410	17-47	.362	37-45	.822	8	27	35	1.5	36	0	35	1.52	27	1.17	1.30	3	0.13	18	0.78	140	6.1		
10 ADAMS, Brendan	16-6	319:58	20.0	20-67	.299	11-38	.289	21-29	.724	8	26	34	2.1	23	0	24	1.50	14	0.88	1.71	1	0.06	9	0.56	72	4.5		
25 CARLTON, Josh	19-1	216:08	11.4	27-56	.482	0-0	.000	13-22	.591	30	40	70	3.7	49	0	7	0.37	16	0.84	0.44	8	0.42	7	0.37	67	3.5		
44 JACKSON, Andre	16-2	255:44	16.0	16-39	.410	2-17	.118	9-10	.900	10	36	46	2.9	44	1	25	1.56	19	1.19	1.32	4	0.25	7	0.44	43	2.7		
31 BROWN, Javonte	2-0	04:33	2.3	2-2	1.000	0-0	.000	0-0	.000	1	1	2	1.0	1	0	0	0.00	0	0.00	0.00	0	0.00	0	0.00	4	2.0		
11 AKOK, Akok	7-0	30:14	4.3	4-8	.500	1-3	.333	0-0	.000	0	3	3	0.4	1	0	1	0.14	0	0.00	1.00	1	0.14	0	0.00	9	1.3		
13 SPRINGS, Richie	5-0	12:27	2.5	2-3	.667	0-1	.000	1-2	.500	2	3	5	1.0	3	0	0	0.00	0	0.00	0.00	0	0.00	0	0.00	5	1.0		
20 HURLEY, Andrew	4-0	05:32	1.4	1-1	1.000	1-1	1.000	0-0	.000	0	0	0	0.0	0	0	0	0.00	0	0.00	0.00	0	0.00	0	0.00	3	0.8		
<b>Total</b>	<b>23</b>	<b>4625</b>		<b>602-1388</b>	<b>.434</b>	<b>155-463</b>	<b>.335</b>	<b>291-403</b>	<b>.722</b>	<b>313</b>	<b>566</b>	<b>879</b>	<b>38.2</b>	<b>432</b>	<b>12</b>	<b>297</b>	<b>12.91</b>	<b>268</b>	<b>11.65</b>	<b>1.11</b>	<b>121</b>	<b>5.26</b>	<b>142</b>	<b>6.17</b>	<b>1650</b>	<b>71.7</b>		
<b>Opponents</b>	<b>23</b>	<b>4625</b>		<b>514-1243</b>	<b>.414</b>	<b>134-414</b>	<b>.324</b>	<b>323-457</b>	<b>.707</b>	<b>237</b>	<b>525</b>	<b>762</b>	<b>33.1</b>	<b>392</b>	<b>6</b>	<b>242</b>	<b>10.52</b>	<b>299</b>	<b>13.00</b>	<b>0.81</b>	<b>63</b>	<b>2.74</b>	<b>125</b>	<b>5.43</b>	<b>1485</b>	<b>64.6</b>		

Score by Periods

Team	1st	2nd	OT	TOT
UConn	789	853	8	1650
Opponents	685	790	10	1485





2020-21 UConn Men's Basketball  
Team Overall Conference  
All games

Summary

Player	Overall Statistics										Conference Statistics									
	GP-GS	MIN/G	FG%	3FG%	FT%	R/G	A/G	STL	BLK	PTS/G	GP-GS	MIN/G	FG%	3FG%	FT%	R/G	A/G	STL	BLK	PTS/G
BOUKNIGHT, James	15-14	31.6	.447	.293	.778	5.7	1.8	17	4	18.7	9-8	31.6	.478	.333	.804	5.3	1.7	10	3	20.7
COLE, RJ	23-21	31.1	.387	.386	.770	3.0	4.3	27	0	12.2	17-15	32.4	.390	.352	.754	3.1	4.4	20	0	12.9
MARTIN, Tyrese	22-21	30.2	.440	.320	.672	7.5	1.0	22	12	10.3	17-17	30.9	.474	.341	.667	7.1	1.1	21	8	11.3
WHALEY, Isaiah	23-23	27.4	.479	.348	.469	6.2	1.5	22	60	8.0	17-17	27.0	.487	.438	.375	5.8	1.4	17	43	7.6
POLLEY, Tyler	22-3	20.8	.362	.355	.905	2.0	0.4	4	7	7.5	16-1	22.1	.368	.369	.875	1.8	0.4	3	3	8.2
SANOGO, Adama	23-20	17.0	.554	.000	.577	4.8	0.6	9	21	7.3	17-16	17.6	.550	.000	.688	5.2	0.7	7	18	7.1
GAFFNEY, Jalen	23-4	19.5	.410	.362	.822	1.5	1.5	18	3	6.1	17-2	17.9	.417	.353	.833	1.5	1.6	11	0	5.4
ADAMS, Brendan	16-6	20.0	.299	.289	.724	2.1	1.5	9	1	4.5	12-6	21.2	.267	.296	.680	2.1	1.6	7	1	4.1
CARLTON, Josh	19-1	11.4	.482	.000	.591	3.7	0.4	7	8	3.5	14-1	11.9	.465	.000	.625	4.0	0.4	4	7	3.6
JACKSON, Andre	16-2	16.0	.410	.118	.900	2.9	1.6	7	4	2.7	10-2	19.1	.423	.154	.900	3.2	1.3	5	2	3.3
BROWN, Javonte	2-0	2.3	1.000	.000	.000	1.0	0.0	0	0	2.0	1-0	1.6	.000	.000	.000	0.0	0.0	0	0	0.0
AKOK, Akok	7-0	4.3	.500	.333	.000	0.4	0.1	0	1	1.3	7-0	4.3	.500	.333	.000	0.4	0.1	0	1	1.3
SPRINGS, Richie	5-0	2.5	.667	.000	.500	1.0	0.0	0	0	1.0	3-0	1.1	1.000	.000	.500	0.3	0.0	0	0	1.0
HURLEY, Andrew	4-0	1.4	1.000	1.000	.000	0.0	0.0	0	0	0.8	2-0	0.6	.000	.000	.000	0.0	0.0	0	0	0.0
<b>Totals</b>	<b>23</b>		<b>.434</b>	<b>.335</b>	<b>.722</b>	<b>38.2</b>	<b>12.9</b>	<b>142</b>	<b>121</b>	<b>71.7</b>	<b>17</b>		<b>.442</b>	<b>.344</b>	<b>.727</b>	<b>36.9</b>	<b>12.6</b>	<b>105</b>	<b>86</b>	<b>71.4</b>
<b>Opponent</b>	<b>23</b>		<b>.414</b>	<b>.324</b>	<b>.707</b>	<b>33.1</b>	<b>10.5</b>	<b>125</b>	<b>63</b>	<b>64.6</b>	<b>17</b>		<b>.418</b>	<b>.320</b>	<b>.700</b>	<b>33.0</b>	<b>11.5</b>	<b>97</b>	<b>46</b>	<b>65.5</b>

Scoring

Player	Overall Statistics								Conference Statistics							
	FG-FGA	FG%	3FG-3FGA	3FG%	FT-FTA	FT%	PTS	PTS/G	FG-FGA	FG%	3FG-3FGA	3FG%	FT-FTA	FT%	PTS	PTS/G
BOUKNIGHT, James	98-219	.447	22-75	.293	63-81	.778	281	18.7	65-136	.478	15-45	.333	41-51	.804	186	20.7
COLE, RJ	92-238	.387	39-101	.386	57-74	.770	280	12.2	71-182	.390	25-71	.352	52-69	.754	219	12.9
MARTIN, Tyrese	85-193	.440	16-50	.320	41-61	.672	227	10.3	73-154	.474	14-41	.341	32-48	.667	192	11.3
WHALEY, Isaiah	81-169	.479	8-23	.348	15-32	.469	185	8.0	58-119	.487	7-16	.438	6-16	.375	129	7.6
POLLEY, Tyler	54-149	.362	38-107	.355	19-21	.905	165	7.5	43-117	.368	31-84	.369	14-16	.875	131	8.2
SANOGO, Adama	77-139	.554	0-0	.000	15-26	.577	169	7.3	55-100	.550	0-0	.000	11-16	.688	121	7.1
GAFFNEY, Jalen	43-105	.410	17-47	.362	37-45	.822	140	6.1	30-72	.417	12-34	.353	20-24	.833	92	5.4
ADAMS, Brendan	20-67	.299	11-38	.289	21-29	.724	72	4.5	12-45	.267	8-27	.296	17-25	.680	49	4.1
CARLTON, Josh	27-56	.482	0-0	.000	13-22	.591	67	3.5	20-43	.465	0-0	.000	10-16	.625	50	3.6
JACKSON, Andre	16-39	.410	2-17	.118	9-10	.900	43	2.7	11-26	.423	2-13	.154	9-10	.900	33	3.3
BROWN, Javonte	2-2	1.000	0-0	.000	0-0	.000	4	2.0	0-0	.000	0-0	.000	0-0	.000	0	0.0
AKOK, Akok	4-8	.500	1-3	.333	0-0	.000	9	1.3	4-8	.500	1-3	.333	0-0	.000	9	1.3
SPRINGS, Richie	2-3	.667	0-1	.000	1-2	.500	5	1.0	1-1	1.000	0-0	.000	1-2	.500	3	1.0
HURLEY, Andrew	1-1	1.000	1-1	1.000	0-0	.000	3	0.8	0-0	.000	0-0	.000	0-0	.000	0	0.0
<b>Totals</b>	<b>602-1388</b>	<b>.434</b>	<b>155-463</b>	<b>.335</b>	<b>291-403</b>	<b>.722</b>	<b>1650</b>	<b>71.7</b>	<b>443-1003</b>	<b>.442</b>	<b>115-334</b>	<b>.344</b>	<b>213-293</b>	<b>.727</b>	<b>1214</b>	<b>71.4</b>
<b>Opponent</b>	<b>514-1243</b>	<b>.414</b>	<b>134-414</b>	<b>.324</b>	<b>323-457</b>	<b>.707</b>	<b>1485</b>	<b>64.6</b>	<b>387-926</b>	<b>.418</b>	<b>101-316</b>	<b>.320</b>	<b>238-340</b>	<b>.700</b>	<b>1113</b>	<b>65.5</b>

Totals

Player	Overall Statistics										Conference Statistics									
	O-REB	D-REB	TOTAL	PF	FO	A	TO	A/TO	HI	PTS	O-REB	D-REB	TOTAL	PF	FO	A	TO	A/TO	HI	PTS
BOUKNIGHT, James	23	62	85	28	1	27	42	0.6	40	40	13	35	48	16	0	15	27	0.6	40	40
COLE, RJ	16	53	69	46	0	99	40	2.5	24	24	11	42	53	35	0	74	31	2.4	24	24
MARTIN, Tyrese	66	99	165	42	3	23	30	0.8	22	22	47	74	121	39	3	18	26	0.7	22	22
WHALEY, Isaiah	57	85	142	66	5	35	31	1.1	17	17	34	64	98	57	5	23	27	0.9	17	17
POLLEY, Tyler	16	27	43	28	0	8	6	1.3	23	23	8	20	28	13	0	6	4	1.5	23	23
SANOGO, Adama	35	75	110	65	2	13	31	0.4	16	16	23	66	89	51	2	12	24	0.5	16	16
GAFFNEY, Jalen	8	27	35	36	0	35	27	1.3	20	20	4	21	25	25	0	28	22	1.3	20	20
ADAMS, Brendan	8	26	34	23	0	24	14	1.7	15	15	7	18	25	15	0	19	9	2.1	9	9
CARLTON, Josh	30	40	70	49	0	7	16	0.4	11	11	23	33	56	38	0	5	14	0.4	11	11
JACKSON, Andre	10	36	46	44	1	25	19	1.3	8	8	7	25	32	28	1	13	12	1.1	8	8
BROWN, Javonte	1	1	2	1	0	0	0	0.0	4	4	0	0	0	0	0	0	0	0.0	4	4
AKOK, Akok	0	3	3	1	0	1	0	1.0	7	7	0	3	3	1	0	1	0	1.0	7	7
SPRINGS, Richie	2	3	5	3	0	0	0	0.0	2	2	0	1	1	1	0	0	0	0.0	2	2
HURLEY, Andrew	0	0	0	0	0	0	0	0.0	3	3	0	0	0	0	0	0	0	0.0	3	3
<b>Totals</b>	<b>313</b>	<b>566</b>	<b>879</b>	<b>432</b>	<b>12</b>	<b>297</b>	<b>268</b>	<b>1.1</b>	<b>102</b>	<b>102</b>	<b>207</b>	<b>420</b>	<b>627</b>	<b>319</b>	<b>11</b>	<b>214</b>	<b>204</b>	<b>1.0</b>	<b>98</b>	<b>98</b>
<b>Opponent</b>	<b>237</b>	<b>525</b>	<b>762</b>	<b>392</b>	<b>6</b>	<b>242</b>	<b>299</b>	<b>0.8</b>	<b>82</b>	<b>82</b>	<b>175</b>	<b>386</b>	<b>561</b>	<b>284</b>	<b>4</b>	<b>195</b>	<b>221</b>	<b>0.9</b>	<b>82</b>	<b>82</b>



2020-21 UConn Men's Basketball  
 Combined Team Statistics  
 BIG EAST Tournament

Game Records

Record	Overall	Home	Away	Neutral
ALL GAMES	1-1	0-0	0-0	1-1
CONFERENCE	0-0	0-0	0-0	0-0
NON-CONFERENCE	1-1	0-0	0-0	1-1

Score by Periods

Team	1st	2nd	OT	TOT
UConn	71	79	0	150
Opponents	52	67	0	119

Team Box Score

No.	Player	Total			3-Point		F-Throw		Rebounds				PF DQ A TO BLK STL PTS AVG									
		GP-GS	MIN	AVG	FG-FGA	FG%	3FG-3FGA	3FG%	FT-FTA	FT%	OFF	DEF	TOT	AVG	PF	DQ	A	TO	BLK	STL	PTS	AVG
21	SANOGO, Adama	2-2	36:31	18.3	12-18	.667	0-0	.000	3-6	.500	2	6	8	4.0	7	0	0	3	2	1	27	13.5
2	BOUKNIGHT, James	2-2	53:58	27.0	8-25	.320	0-7	.000	8-9	.889	2	11	13	6.5	2	0	7	4	0	2	24	12.0
1	COLE, RJ	2-2	53:24	26.7	7-16	.438	4-6	.667	1-1	1.000	1	2	3	1.5	2	0	11	2	0	1	19	9.5
5	WHALEY, Isaiah	2-2	55:38	27.8	6-16	.375	1-4	.250	5-8	.625	8	7	15	7.5	1	0	4	1	4	2	18	9.0
4	MARTIN, Tyrese	2-2	55:46	27.9	5-18	.278	1-6	.167	5-7	.714	6	10	16	8.0	1	0	1	0	1	0	16	8.0
12	POLLEY, Tyler	2-0	38:12	19.1	4-12	.333	3-10	.300	3-3	1.000	4	2	6	3.0	5	0	0	0	2	0	14	7.0
10	ADAMS, Brendan	1-0	10:04	10.1	1-4	.250	0-2	.000	4-4	1.000	0	2	2	2.0	0	0	1	0	0	0	6	6.0
0	GAFFNEY, Jalen	2-0	43:44	21.9	2-9	.222	1-4	.250	4-4	1.000	1	1	2	1.0	1	0	1	1	0	2	9	4.5
25	CARLTON, Josh	2-0	15:10	7.6	3-7	.429	0-0	.000	0-0	.000	1	1	2	1.0	4	0	0	1	0	2	6	3.0
20	HURLEY, Andrew	1-0	02:42	2.7	1-1	1.000	1-1	1.000	0-0	.000	0	0	0	0.0	0	0	0	0	0	0	3	3.0
44	JACKSON, Andre	2-0	27:14	13.6	3-6	.500	0-1	.000	0-0	.000	1	5	6	3.0	6	0	5	3	0	2	6	3.0
13	SPRINGS, Richie	1-0	07:38	7.6	1-2	.500	0-1	.000	0-0	.000	1	1	2	2.0	1	0	0	0	0	0	2	2.0
Team											6	5	11				1					
<b>Total</b>		<b>2</b>	<b>400</b>		<b>53-134</b>	<b>.396</b>	<b>11-42</b>	<b>.262</b>	<b>33-42</b>	<b>.786</b>	<b>33</b>	<b>53</b>	<b>86</b>	<b>43.0</b>	<b>30</b>	<b>0</b>	<b>30</b>	<b>16</b>	<b>9</b>	<b>12</b>	<b>150</b>	<b>75.0</b>
<b>Opponents</b>		<b>2</b>	<b>400</b>		<b>44-119</b>	<b>.370</b>	<b>9-29</b>	<b>.310</b>	<b>22-32</b>	<b>.688</b>	<b>28</b>	<b>54</b>	<b>82</b>	<b>41.0</b>	<b>40</b>	<b>0</b>	<b>15</b>	<b>28</b>	<b>5</b>	<b>6</b>	<b>119</b>	<b>59.5</b>

Team Statistics

	UCONN	OPP
<b>Scoring</b>	<b>150</b>	<b>119</b>
Points per game	75.0	59.5
Scoring margin	+15.5	-
<b>Field goals-att</b>	<b>53-134</b>	<b>44-119</b>
Field goal pct	.396	.370
<b>3 point fg-att</b>	<b>11-42</b>	<b>9-29</b>
3-point FG pct	.262	.310
3-pt FG made per game	5.5	4.5
<b>Free throws-att</b>	<b>33-42</b>	<b>22-32</b>
Free throw pct	.786	.688
F-Throws made per game	16.5	11.0
<b>Rebounds</b>	<b>86</b>	<b>82</b>
Rebounds per game	43.0	41.0
Rebounding margin	+2.0	-
<b>Assists</b>	<b>30</b>	<b>15</b>
Assists per game	15.0	7.5
<b>Turnovers</b>	<b>16</b>	<b>28</b>
Turnovers per game	8.0	14.0
Turnover margin	+6.0	-
Assist/turnover ratio	1.9	0.5
<b>Steals</b>	<b>12</b>	<b>6</b>
Steals per game	6.0	3.0
<b>Blocks</b>	<b>9</b>	<b>5</b>
Blocks per game	4.5	2.5
<b>Winning streak</b>	<b>0</b>	<b>-</b>
Home win streak	0	-
<b>Attendance</b>	<b>0</b>	<b>0</b>
Home games-Avg/Game	0-0	0-0
Neutral site-Avg/Game	-	2-824

Team Results

Date	Opponent		Score	Att.
03/11/2021	vs DePaul	W	94-60	824
03/12/2021	vs Creighton	L	56-59	824





2020-21 UConn Men's Basketball  
Combined Team Statistics  
Won games

Game Records

Record	Overall	Home	Away	Neutral
ALL GAMES	15-0	7-0	6-0	2-0
CONFERENCE	11-0	5-0	6-0	0-0
NON-CONFERENCE	4-0	2-0	0-0	2-0

Score by Periods

Team	1st	2nd	OT	TOT
UConn	554	584	0	1138
Opponents	423	498	0	921

Team Box Score

No.	Player	Total			3-Point			F-Throw		Rebounds				PF DQ A TO BLK STL				PTS		AVG		
		GP-GS	MIN	AVG	FG-FGA	FG%	3FG-3FGA	3FG%	FT-FTA	FT%	OFF	DEF	TOT	AVG	PF	DQ	A	TO	BLK		STL	PTS
2	BOUKNIGHT, James	11-10	323:47	29.4	68-148	.459	13-46	.283	42-48	.875	16	42	58	5.3	24	1	21	27	3	14	191	17.4
1	COLE, RJ	15-14	451:21	30.1	65-152	.428	26-61	.426	30-38	.789	9	39	48	3.2	28	0	72	25	0	22	186	12.4
4	MARTIN, Tyrese	14-13	404:54	28.9	63-129	.488	11-31	.355	27-41	.659	38	63	101	7.2	22	1	19	19	7	12	164	11.7
12	POLLEY, Tyler	15-2	312:08	20.8	44-107	.411	31-73	.425	15-17	.882	12	23	35	2.3	17	0	6	6	6	3	134	8.9
5	WHALEY, Isaiah	15-15	393:14	26.2	59-116	.509	5-15	.333	9-19	.474	40	57	97	6.5	41	3	22	24	43	14	132	8.8
21	SANOGO, Adama	15-13	235:27	15.7	43-76	.566	0-0	.000	7-14	.500	23	53	76	5.1	38	0	8	18	14	5	93	6.2
0	GAFFNEY, Jalen	15-3	291:56	19.5	26-59	.441	11-24	.458	21-27	.778	6	16	22	1.5	20	0	24	17	3	9	84	5.6
10	ADAMS, Brendan	11-3	207:09	18.8	14-44	.318	7-24	.292	17-25	.680	2	17	19	1.7	12	0	18	9	1	8	52	4.7
25	CARLTON, Josh	12-0	165:17	13.8	21-42	.500	0-0	.000	11-18	.611	23	33	56	4.7	35	0	6	11	5	4	53	4.4
44	JACKSON, Andre	10-2	168:06	16.8	11-25	.440	1-9	.111	5-6	.833	7	21	28	2.8	30	0	18	14	2	4	28	2.8
31	BROWN, Javonte	2-0	04:33	2.3	2-2	1.000	0-0	.000	0-0	.000	1	1	2	1.0	1	0	0	0	0	0	4	2.0
11	AKOK, Akok	5-0	24:09	4.8	4-6	.667	1-3	.333	0-0	.000	0	1	1	0.2	1	0	1	0	1	0	9	1.8
13	SPRINGS, Richie	5-0	12:27	2.5	2-3	.667	0-1	.000	1-2	.500	2	3	5	1.0	3	0	0	0	0	0	5	1.0
20	HURLEY, Andrew	4-0	05:32	1.4	1-1	1.000	1-1	1.000	0-0	.000	0	0	0	0.0	0	0	0	0	0	0	3	0.8
Team											28	20	48				9					
<b>Total</b>		<b>15</b>	<b>3000</b>		<b>423-910</b>	<b>.465</b>	<b>107-288</b>	<b>.372</b>	<b>185-255</b>	<b>.725</b>	<b>207</b>	<b>389</b>	<b>596</b>	<b>39.7</b>	<b>272</b>	<b>5</b>	<b>215</b>	<b>179</b>	<b>85</b>	<b>95</b>	<b>1138</b>	<b>75.9</b>
<b>Opponents</b>		<b>15</b>	<b>3000</b>		<b>327-827</b>	<b>.395</b>	<b>80-259</b>	<b>.309</b>	<b>187-262</b>	<b>.714</b>	<b>154</b>	<b>315</b>	<b>469</b>	<b>31.3</b>	<b>256</b>	<b>4</b>	<b>153</b>	<b>201</b>	<b>37</b>	<b>81</b>	<b>921</b>	<b>61.4</b>

Team Statistics

	UConn	OPP
<b>Scoring</b>	<b>1138</b>	<b>921</b>
Points per game	75.9	61.4
Scoring margin	+14.5	-
<b>Field goals-att</b>	<b>423-910</b>	<b>327-827</b>
Field goal pct	.465	.395
<b>3 point fg-att</b>	<b>107-288</b>	<b>80-259</b>
3-point FG pct	.372	.309
3-pt FG made per game	7.1	5.3
<b>Free throws-att</b>	<b>185-255</b>	<b>187-262</b>
Free throw pct	.725	.714
F-Throws made per game	12.3	12.5
<b>Rebounds</b>	<b>596</b>	<b>469</b>
Rebounds per game	39.7	31.3
Rebounding margin	+8.5	-
<b>Assists</b>	<b>215</b>	<b>153</b>
Assists per game	14.3	10.2
<b>Turnovers</b>	<b>179</b>	<b>201</b>
Turnovers per game	11.9	13.4
Turnover margin	+1.5	-
Assist/turnover ratio	1.2	0.8
<b>Steals</b>	<b>95</b>	<b>81</b>
Steals per game	6.3	5.4
<b>Blocks</b>	<b>85</b>	<b>37</b>
Blocks per game	5.7	2.5
<b>Winning streak</b>	<b>15</b>	<b>-</b>
Home win streak	7	-
<b>Attendance</b>	<b>125</b>	<b>4557</b>
Home games-Avg/Game	7-18	6-760
Neutral site-Avg/Game	-	2-412

Team Results

Date	Opponent		Score	Att.
11/25/2020	Central Conn. St.	W	102-75	125
11/27/2020	Hartford	W	69-57	0
12/03/2020	vs Southern California	W	61-58	0
12/30/2020	DePaul	W	82-61	0
01/05/2021	at Marquette	W	65-54	0
01/09/2021	at Butler	W	72-60	1879
01/11/2021	at DePaul	W	60-53	0
01/26/2021	Butler	W	63-51	0
02/13/2021	at Xavier	W	80-72	922
02/16/2021	Providence	W	73-61	0
02/23/2021	at Georgetown	W	70-57	0
02/27/2021	Marquette	W	80-62	0
03/03/2021	at Seton Hall	W	69-58	1756
03/06/2021	Georgetown	W	98-82	0
03/11/2021	vs DePaul	W	94-60	824



2020-21 UConn Men's Basketball  
 Combined Team Statistics  
 Lost games

Game Records

Record	Overall	Home	Away	Neutral
ALL GAMES	0-8	0-3	0-3	0-2
CONFERENCE	0-6	0-3	0-3	0-0
NON-CONFERENCE	0-2	0-0	0-0	0-2

Score by Periods

Team	1st	2nd	OT	TOT
UConn	235	269	8	512
Opponents	262	292	10	564

Team Box Score

No.	Player	Total			3-Point			F-Throw		Rebounds							PTS	AVG				
		GP-GS	MIN	AVG	FG-FGA	FG%	3FG-3FGA	3FG%	FT-FTA	FT%	OFF	DEF	TOT	AVG	PF	DQ			A	TO	BLK	STL
2	BOUKNIGHT, James	4-4	149:57	37.5	30-71	.423	9-29	.310	21-33	.636	7	20	27	6.8	4	0	6	15	1	3	90	22.5
1	COLE, RJ	8-7	263:08	32.9	27-86	.314	13-40	.325	27-36	.750	7	14	21	2.6	18	0	27	15	0	5	94	11.8
21	SANOGO, Adama	8-7	155:26	19.4	34-63	.540	0-0	.000	8-12	.667	12	22	34	4.3	27	2	5	13	7	4	76	9.5
4	MARTIN, Tyrese	8-8	259:19	32.4	22-64	.344	5-19	.263	14-20	.700	28	36	64	8.0	20	2	4	11	5	10	63	7.9
0	GAFFNEY, Jalen	8-1	157:15	19.7	17-46	.370	6-23	.261	16-18	.889	2	11	13	1.6	16	0	11	10	0	9	56	7.0
5	WHALEY, Isaiah	8-8	237:41	29.7	22-53	.415	3-8	.375	6-13	.462	17	28	45	5.6	25	2	13	7	17	8	53	6.6
12	POLLEY, Tyler	7-1	144:51	20.7	10-42	.238	7-34	.206	4-4	1.000	4	4	8	1.1	11	0	2	0	1	1	31	4.4
10	ADAMS, Brendan	5-3	112:49	22.6	6-23	.261	4-14	.286	4-4	1.000	6	9	15	3.0	11	0	6	5	0	1	20	4.0
44	JACKSON, Andre	6-0	87:38	14.6	5-14	.357	1-8	.125	4-4	1.000	3	15	18	3.0	14	1	7	5	2	3	15	2.5
25	CARLTON, Josh	7-1	50:52	7.3	6-14	.429	0-0	.000	2-4	.500	7	7	14	2.0	14	0	1	5	3	3	14	2.0
11	AKOK, Akok	2-0	06:05	3.0	0-2	.000	0-0	.000	0-0	.000	0	2	2	1.0	0	0	0	0	0	0	0	0.0
Team											13	9	22				3					
<b>Total</b>		<b>8</b>	<b>1625</b>		<b>179-478</b>	<b>.374</b>	<b>48-175</b>	<b>.274</b>	<b>106-148</b>	<b>.716</b>	<b>106</b>	<b>177</b>	<b>283</b>	<b>35.4</b>	<b>160</b>	<b>7</b>	<b>82</b>	<b>89</b>	<b>36</b>	<b>47</b>	<b>512</b>	<b>64.0</b>
<b>Opponents</b>		<b>8</b>	<b>1625</b>		<b>187-416</b>	<b>.450</b>	<b>54-155</b>	<b>.348</b>	<b>136-195</b>	<b>.697</b>	<b>83</b>	<b>210</b>	<b>293</b>	<b>36.6</b>	<b>136</b>	<b>2</b>	<b>89</b>	<b>98</b>	<b>26</b>	<b>44</b>	<b>564</b>	<b>70.5</b>

Team Statistics

	UCONN	OPP
<b>Scoring</b>	<b>512</b>	<b>564</b>
Points per game	64.0	70.5
Scoring margin	-6.5	-
<b>Field goals-att</b>	<b>179-478</b>	<b>187-416</b>
Field goal pct	.374	.450
<b>3 point fg-att</b>	<b>48-175</b>	<b>54-155</b>
3-point FG pct	.274	.348
3-pt FG made per game	6.0	6.8
<b>Free throws-att</b>	<b>106-148</b>	<b>136-195</b>
Free throw pct	.716	.697
F-Throws made per game	13.3	17.0
<b>Rebounds</b>	<b>283</b>	<b>293</b>
Rebounds per game	35.4	36.6
Rebounding margin	-1.3	-
<b>Assists</b>	<b>82</b>	<b>89</b>
Assists per game	10.3	11.1
<b>Turnovers</b>	<b>89</b>	<b>98</b>
Turnovers per game	11.1	12.3
Turnover margin	+1.1	-
Assist/turnover ratio	0.9	0.9
<b>Steals</b>	<b>47</b>	<b>44</b>
Steals per game	5.9	5.5
<b>Blocks</b>	<b>36</b>	<b>26</b>
Blocks per game	4.5	3.3
<b>Winning streak</b>	<b>0</b>	<b>-</b>
Home win streak	0	-
<b>Attendance</b>	<b>0</b>	<b>1839</b>
Home games-Avg/Game	3-0	3-613
Neutral site-Avg/Game	-	2-412

Team Results

Date	Opponent	Score	Att.
12/20/2020	Creighton	74-76	0
01/18/2021	St. John's (NY)	70-74	0
01/23/2021	at Creighton	66-74	1839
02/06/2021	Seton Hall	73-80	0
02/10/2021	at Providence	59-70	0
02/20/2021	at Villanova	60-68	0
03/12/2021	vs Creighton	56-59	824
03/20/2021	vs Maryland	54-63	0





2020-21 UConn Men's Basketball  
Combined Team Statistics  
Home games

Game Records

Record	Overall	Home	Away	Neutral
ALL GAMES	7-3	7-3	0-0	0-0
CONFERENCE	5-3	5-3	0-0	0-0
NON-CONFERENCE	2-0	2-0	0-0	0-0

Score by Periods

Team	1st	2nd	OT	TOT
UConn	384	392	8	784
Opponents	297	372	10	679

Team Box Score

No.	Player				Total		3-Point		F-Throw		Rebounds				PF		DQ		A		TO		BLK		STL		PTS		AVG	
		GP-GS	MIN	AVG	FG-FGA	FG%	3FG-3FGA	3FG%	FT-FTA	FT%	OFF	DEF	TOT	AVG	PF	DQ	A	TO	BLK	STL	PTS	AVG								
2	BOUKNIGHT, James	7-6	219:59	31.4	57-104	.548	13-41	.317	34-42	.810	13	16	29	4.1	16	1	12	17	3	11	161	23.0								
1	COLE, RJ	10-10	316:56	31.7	42-104	.404	17-48	.354	28-36	.778	7	16	23	2.3	25	0	42	23	0	10	129	12.9								
4	MARTIN, Tyrese	9-8	277:07	30.8	43-80	.538	8-19	.421	15-23	.652	28	40	68	7.6	17	1	11	9	4	10	109	12.1								
0	GAFFNEY, Jalen	10-2	226:37	22.7	24-53	.453	10-24	.417	18-22	.818	4	13	17	1.7	18	0	22	10	3	10	76	7.6								
12	POLLEY, Tyler	9-2	180:52	20.1	23-62	.371	15-42	.357	7-7	1.000	8	13	21	2.3	9	0	6	2	4	4	68	7.6								
21	SANOGO, Adama	10-7	152:16	15.2	33-60	.550	0-0	.000	5-7	.714	13	37	50	5.0	22	1	8	14	6	4	71	7.1								
5	WHALEY, Isaiah	10-10	233:40	23.4	31-57	.544	1-3	.333	4-14	.286	13	36	49	4.9	33	2	13	16	25	9	67	6.7								
10	ADAMS, Brendan	8-3	176:59	22.1	13-37	.351	7-23	.304	10-14	.714	3	12	15	1.9	15	0	13	10	1	5	43	5.4								
25	CARLTON, Josh	9-1	100:48	11.2	11-23	.478	0-0	.000	9-14	.643	12	25	37	4.1	22	0	2	10	6	1	31	3.4								
44	JACKSON, Andre	7-1	120:49	17.3	8-16	.500	1-5	.200	5-6	.833	6	16	22	3.1	18	0	11	7	2	4	22	3.1								
31	BROWN, Javonte	2-0	04:33	2.3	2-2	1.000	0-0	.000	0-0	.000	1	1	2	1.0	1	0	0	0	0	0	4	2.0								
13	SPRINGS, Richie	3-0	04:30	1.5	1-1	1.000	0-0	.000	1-2	.500	1	2	3	1.0	2	0	0	0	0	0	3	1.0								
11	AKOK, Akok	3-0	07:05	2.4	0-1	.000	0-0	.000	0-0	.000	0	3	3	1.0	1	0	0	0	0	0	0	0.0								
20	HURLEY, Andrew	3-0	02:50	0.9	0-0	.000	0-0	.000	0-0	.000	0	0	0	0.0	0	0	0	0	0	0	0	0.0								
Team											18	14	32				6													
<b>Total</b>		<b>10</b>	<b>2025</b>		<b>288-600</b>	<b>.480</b>	<b>72-205</b>	<b>.351</b>	<b>136-187</b>	<b>.727</b>	<b>127</b>	<b>244</b>	<b>371</b>	<b>37.1</b>	<b>199</b>	<b>5</b>	<b>140</b>	<b>124</b>	<b>54</b>	<b>68</b>	<b>784</b>	<b>78.4</b>								
<b>Opponents</b>		<b>10</b>	<b>2025</b>		<b>229-553</b>	<b>.414</b>	<b>62-176</b>	<b>.352</b>	<b>159-216</b>	<b>.736</b>	<b>114</b>	<b>213</b>	<b>327</b>	<b>32.7</b>	<b>178</b>	<b>2</b>	<b>104</b>	<b>144</b>	<b>28</b>	<b>59</b>	<b>679</b>	<b>67.9</b>								

Team Statistics

	UCONN	OPP
<b>Scoring</b>	<b>784</b>	<b>679</b>
Points per game	78.4	67.9
Scoring margin	+10.5	-
<b>Field goals-att</b>	<b>288-600</b>	<b>229-553</b>
Field goal pct	.480	.414
<b>3 point fg-att</b>	<b>72-205</b>	<b>62-176</b>
3-point FG pct	.351	.352
3-pt FG made per game	7.2	6.2
<b>Free throws-att</b>	<b>136-187</b>	<b>159-216</b>
Free throw pct	.727	.736
F-Throws made per game	13.6	15.9
<b>Rebounds</b>	<b>371</b>	<b>327</b>
Rebounds per game	37.1	32.7
Rebounding margin	+4.4	-
<b>Assists</b>	<b>140</b>	<b>104</b>
Assists per game	14.0	10.4
<b>Turnovers</b>	<b>124</b>	<b>144</b>
Turnovers per game	12.4	14.4
Turnover margin	+2.0	-
Assist/turnover ratio	1.1	0.7
<b>Steals</b>	<b>68</b>	<b>59</b>
Steals per game	6.8	5.9
<b>Blocks</b>	<b>54</b>	<b>28</b>
Blocks per game	5.4	2.8
<b>Winning streak</b>	<b>3</b>	<b>-</b>
Home win streak	3	-
<b>Attendance</b>	<b>125</b>	<b>0</b>
Home games-Avg/Game	10-13	0-0
Neutral site-Avg/Game	-	0-0

Team Results

Date	Opponent		Score	Att.
11/25/2020	Central Conn. St.	W	102-75	125
11/27/2020	Hartford	W	69-57	0
12/20/2020	Creighton	Lot	74-76	0
12/30/2020	DePaul	W	82-61	0
01/18/2021	St. John's (NY)	L	70-74	0
01/26/2021	Butler	W	63-51	0
02/06/2021	Seton Hall	L	73-80	0
02/16/2021	Providence	W	73-61	0
02/27/2021	Marquette	W	80-62	0
03/06/2021	Georgetown	W	98-82	0



2020-21 UConn Men's Basketball  
Combined Team Statistics  
Away games

Game Records

Record	Overall	Home	Away	Neutral
ALL GAMES	6-3	0-0	6-3	0-0
CONFERENCE	6-3	0-0	6-3	0-0
NON-CONFERENCE	0-0	0-0	0-0	0-0

Score by Periods

Team	1st	2nd	OT	TOT
UConn	273	328	0	601
Opponents	269	297	0	566

Team Box Score

No.	Player				Total		3-Point		F-Throw		Rebounds											
		GP-GS	MIN	AVG	FG-FGA	FG%	3FG-3FGA	3FG%	FT-FTA	FT%	OFF	DEF	TOT	AVG	PF	DQ	A	TO	BLK	STL	PTS	AVG
2	BOUKNIGHT, James	4-4	127:27	31.9	22-59	.373	5-15	.333	14-19	.737	6	25	31	7.8	7	0	5	14	1	3	63	15.8
1	COLE, RJ	9-7	286:18	31.8	38-98	.388	13-35	.371	28-37	.757	4	28	32	3.6	16	0	39	14	0	15	117	13.0
4	MARTIN, Tyrese	9-9	273:35	30.4	33-78	.423	6-22	.273	17-27	.630	24	39	63	7.0	23	2	10	18	4	11	89	9.9
5	WHALEY, Isaiah	9-9	270:43	30.1	37-78	.474	6-13	.462	4-6	.667	27	39	66	7.3	28	3	14	14	24	9	84	9.3
12	POLLEY, Tyler	9-1	213:11	23.7	25-67	.373	18-48	.375	9-11	.818	4	12	16	1.8	9	0	2	3	1	0	77	8.6
21	SANOGO, Adama	9-9	175:51	19.5	30-53	.566	0-0	.000	6-11	.545	16	32	48	5.3	31	1	5	13	13	4	66	7.3
0	GAFFNEY, Jalen	9-2	138:26	15.4	12-34	.353	4-15	.267	9-12	.750	2	9	11	1.2	12	0	11	13	0	3	37	4.1
10	ADAMS, Brendan	6-3	127:05	21.2	6-25	.240	4-13	.308	7-11	.636	5	11	16	2.7	5	0	10	4	0	4	23	3.8
25	CARLTON, Josh	6-0	68:14	11.4	9-20	.450	0-0	.000	3-4	.750	11	8	19	3.2	18	0	3	4	1	3	21	3.5
44	JACKSON, Andre	5-1	95:42	19.1	5-15	.333	1-10	.100	4-4	1.000	2	13	15	3.0	16	1	8	8	2	1	15	3.0
11	AKOK, Akok	4-0	23:09	5.8	4-7	.571	1-3	.333	0-0	.000	0	0	0	0.0	0	0	1	0	1	0	9	2.3
13	SPRINGS, Richie	1-0	00:19	0.3	0-0	.000	0-0	.000	0-0	.000	0	0	0	0.0	0	0	0	0	0	0	0	0.0
Team											15	8	23					2				
<b>Total</b>		<b>9</b>	<b>1800</b>		<b>221-534</b>	<b>.414</b>	<b>58-174</b>	<b>.333</b>	<b>101-142</b>	<b>.711</b>	<b>116</b>	<b>224</b>	<b>340</b>	<b>37.8</b>	<b>165</b>	<b>7</b>	<b>108</b>	<b>107</b>	<b>47</b>	<b>53</b>	<b>601</b>	<b>66.8</b>
<b>Opponents</b>		<b>9</b>	<b>1800</b>		<b>200-475</b>	<b>.421</b>	<b>51-172</b>	<b>.297</b>	<b>115-174</b>	<b>.661</b>	<b>82</b>	<b>211</b>	<b>293</b>	<b>32.6</b>	<b>144</b>	<b>3</b>	<b>106</b>	<b>111</b>	<b>21</b>	<b>55</b>	<b>566</b>	<b>62.9</b>

Team Statistics

	UCONN	OPP
<b>Scoring</b>	<b>601</b>	<b>566</b>
Points per game	66.8	62.9
Scoring margin	+3.9	-
<b>Field goals-att</b>	<b>221-534</b>	<b>200-475</b>
Field goal pct	.414	.421
<b>3 point fg-att</b>	<b>58-174</b>	<b>51-172</b>
3-point FG pct	.333	.297
3-pt FG made per game	6.4	5.7
<b>Free throws-att</b>	<b>101-142</b>	<b>115-174</b>
Free throw pct	.711	.661
F-Throws made per game	11.2	12.8
<b>Rebounds</b>	<b>340</b>	<b>293</b>
Rebounds per game	37.8	32.6
Rebounding margin	+5.2	-
<b>Assists</b>	<b>108</b>	<b>106</b>
Assists per game	12.0	11.8
<b>Turnovers</b>	<b>107</b>	<b>111</b>
Turnovers per game	11.9	12.3
Turnover margin	+0.4	-
Assist/turnover ratio	1.0	1.0
<b>Steals</b>	<b>53</b>	<b>55</b>
Steals per game	5.9	6.1
<b>Blocks</b>	<b>47</b>	<b>21</b>
Blocks per game	5.2	2.3
<b>Winning streak</b>	<b>2</b>	<b>-</b>
Home win streak	0	-
<b>Attendance</b>	<b>0</b>	<b>6396</b>
Home games-Avg/Game	0-0	9-711
Neutral site-Avg/Game	-	0-0

Team Results

Date	Opponent		Score	Att.
01/05/2021	at Marquette	W	65-54	0
01/09/2021	at Butler	W	72-60	1879
01/11/2021	at DePaul	W	60-53	0
01/23/2021	at Creighton	L	66-74	1839
02/10/2021	at Providence	L	59-70	0
02/13/2021	at Xavier	W	80-72	922
02/20/2021	at Villanova	L	60-68	0
02/23/2021	at Georgetown	W	70-57	0
03/03/2021	at Seton Hall	W	69-58	1756





2020-21 UConn Men's Basketball  
 Combined Team Statistics  
 Neutral site games

Game Records

Record	Overall	Home	Away	Neutral
ALL GAMES	2-2	0-0	0-0	2-2
CONFERENCE	0-0	0-0	0-0	0-0
NON-CONFERENCE	2-2	0-0	0-0	2-2

Score by Periods

Team	1st	2nd	OT	TOT
UConn	132	133	0	265
Opponents	119	121	0	240

Team Box Score

No.	Player				Total		3-Point		F-Throw		Rebounds											
		GP-GS	MIN	AVG	FG-FGA	FG%	3FG-3FGA	3FG%	FT-FTA	FT%	OFF	DEF	TOT	AVG	PF	DQ	A	TO	BLK	STL	PTS	AVG
2	BOUKNIGHT, James	4-4	126:18	31.6	19-56	.339	4-19	.211	15-20	.750	4	21	25	6.3	5	0	10	11	0	3	57	14.3
1	COLE, RJ	4-4	111:14	27.8	12-36	.333	9-18	.500	1-1	1.000	5	9	14	3.5	5	0	18	3	0	2	34	8.5
5	WHALEY, Isaiah	4-4	126:32	31.6	13-34	.382	1-7	.143	7-12	.583	17	10	27	6.8	5	0	8	1	11	4	34	8.5
21	SANOGO, Adama	4-4	62:46	15.7	14-26	.538	0-0	.000	4-8	.500	6	6	12	3.0	12	0	0	4	2	1	32	8.0
4	MARTIN, Tyrese	4-4	113:32	28.4	9-35	.257	2-9	.222	9-11	.818	14	20	34	8.5	2	0	2	3	4	1	29	7.3
0	GAFFNEY, Jalen	4-0	84:08	21.0	7-18	.389	3-8	.375	10-11	.909	2	5	7	1.8	6	0	2	4	0	5	27	6.8
12	POLLEY, Tyler	4-0	62:57	15.7	6-20	.300	5-17	.294	3-3	1.000	4	2	6	1.5	10	0	0	1	2	0	20	5.0
25	CARLTON, Josh	4-0	47:07	11.8	7-13	.538	0-0	.000	1-4	.250	7	7	14	3.5	9	0	2	2	1	3	15	3.8
20	HURLEY, Andrew	1-0	02:42	2.7	1-1	1.000	1-1	1.000	0-0	.000	0	0	0	0.0	0	0	0	0	0	0	3	3.0
10	ADAMS, Brendan	2-0	15:54	8.0	1-5	.200	0-2	.000	4-4	1.000	0	3	3	1.5	3	0	1	0	0	0	6	3.0
13	SPRINGS, Richie	1-0	07:38	7.6	1-2	.500	0-1	.000	0-0	.000	1	1	2	2.0	1	0	0	0	0	0	2	2.0
44	JACKSON, Andre	4-0	39:12	9.8	3-8	.375	0-2	.000	0-0	.000	2	7	9	2.3	10	0	6	4	0	2	6	1.5
Team											8	7	15				4					
<b>Total</b>		<b>4</b>	<b>800</b>		<b>93-254</b>	<b>.366</b>	<b>25-84</b>	<b>.298</b>	<b>54-74</b>	<b>.730</b>	<b>70</b>	<b>98</b>	<b>168</b>	<b>42.0</b>	<b>68</b>	<b>0</b>	<b>49</b>	<b>37</b>	<b>20</b>	<b>21</b>	<b>265</b>	<b>66.3</b>
<b>Opponents</b>		<b>4</b>	<b>800</b>		<b>85-215</b>	<b>.395</b>	<b>21-66</b>	<b>.318</b>	<b>49-67</b>	<b>.731</b>	<b>41</b>	<b>101</b>	<b>142</b>	<b>35.5</b>	<b>70</b>	<b>1</b>	<b>32</b>	<b>44</b>	<b>14</b>	<b>11</b>	<b>240</b>	<b>60.0</b>

Team Statistics

	UConn	OPP
<b>Scoring</b>	<b>265</b>	<b>240</b>
Points per game	66.3	60.0
Scoring margin	+6.3	-
<b>Field goals-att</b>	<b>93-254</b>	<b>85-215</b>
Field goal pct	.366	.395
<b>3 point fg-att</b>	<b>25-84</b>	<b>21-66</b>
3-point FG pct	.298	.318
3-pt FG made per game	6.3	5.3
<b>Free throws-att</b>	<b>54-74</b>	<b>49-67</b>
Free throw pct	.730	.731
F-Throws made per game	13.5	12.3
<b>Rebounds</b>	<b>168</b>	<b>142</b>
Rebounds per game	42.0	35.5
Rebounding margin	+6.5	-
<b>Assists</b>	<b>49</b>	<b>32</b>
Assists per game	12.3	8.0
<b>Turnovers</b>	<b>37</b>	<b>44</b>
Turnovers per game	9.3	11.0
Turnover margin	+1.8	-
Assist/turnover ratio	1.3	0.7
<b>Steals</b>	<b>21</b>	<b>11</b>
Steals per game	5.3	2.8
<b>Blocks</b>	<b>20</b>	<b>14</b>
Blocks per game	5.0	3.5
<b>Winning streak</b>	<b>0</b>	<b>-</b>
Home win streak	0	-
<b>Attendance</b>	<b>0</b>	<b>0</b>
Home games-Avg/Game	0-0	0-0
Neutral site-Avg/Game	-	4-412

Team Results

Date	Opponent		Score	Att.
12/03/2020	vs Southern California	W	61-58	0
03/11/2021	vs DePaul	W	94-60	824
03/12/2021	vs Creighton	L	56-59	824
03/20/2021	vs Maryland	L	54-63	0



2020-21 UConn Men's Basketball  
Overall Team Statistics  
All games

Page 1/1  
as of Sep 19, 2021

### Team Statistics

	UConn	OPP
<b>Scoring</b>	<b>1650</b>	<b>1485</b>
Points per game	71.7	64.6
Scoring margin	+7.2	-
<b>Field goals-att</b>	<b>602-1388</b>	<b>514-1243</b>
Field goal pct	.434	.414
<b>3 point fg-att</b>	<b>155-463</b>	<b>134-414</b>
3-point FG pct	.335	.324
3-pt FG made per game	6.7	5.8
<b>Free throws-att</b>	<b>291-403</b>	<b>323-457</b>
Free throw pct	.722	.707
F-Throws made per game	12.7	14.0
<b>Rebounds</b>	<b>879</b>	<b>762</b>
Rebounds per game	38.2	33.1
Rebounding margin	+5.1	-
<b>Assists</b>	<b>297</b>	<b>242</b>
Assists per game	12.9	10.5
<b>Turnovers</b>	<b>268</b>	<b>299</b>
Turnovers per game	11.7	13.0
Turnover margin	+1.3	-
Assist/turnover ratio	1.1	0.8
<b>Steals</b>	<b>142</b>	<b>125</b>
Steals per game	6.2	5.4
<b>Blocks</b>	<b>121</b>	<b>63</b>
Blocks per game	5.3	2.7
<b>Winning streak</b>	<b>0</b>	<b>-</b>
Home win streak	3	-
<b>Attendance</b>	<b>125</b>	<b>6396</b>
Home games-Avg/Game	10-13	9-711
Neutral site-Avg/Game	-	4-412

### Score by Periods

Team	1st	2nd	OT	TOT
UConn	789	853	8	1650
Opponents	685	790	10	1485





**2020-21 UConn Men's Basketball**  
**Season Schedule/Results & Leaders**  
**All games**

Page 1/2  
as of Sep 19, 2021

**Game Records**

Record	Overall	Home	Away	Neutral
ALL GAMES	15-8	7-3	6-3	2-2
CONFERENCE	11-6	5-3	6-3	0-0
NON-CONFERENCE	4-2	2-0	0-0	2-2

**Team Results**

Date	Opponent		Score	Att.	High Points	High Rebounds
11/25/2020	Central Conn. St.	W	102-75	125	(20) BOUKNIGHT, James	(8) BOUKNIGHT, James
11/27/2020	Hartford	W	69-57	0	(18) BOUKNIGHT, James	(10) WHALEY, Isaiah (10) MARTIN, Tyrese
12/03/2020	vs Southern California	W	61-58	0	(18) BOUKNIGHT, James	(11) CARLTON, Josh
12/20/2020	Creighton	Lot	74-76	0	(40) BOUKNIGHT, James	(10) MARTIN, Tyrese
12/30/2020	DePaul	W	82-61	0	(22) MARTIN, Tyrese	(10) CARLTON, Josh (10) MARTIN, Tyrese
01/05/2021	at Marquette	W	65-54	0	(23) POLLEY, Tyler	(13) WHALEY, Isaiah
01/09/2021	at Butler	W	72-60	1879	(19) POLLEY, Tyler	(7) COLE, RJ (7) MARTIN, Tyrese
01/11/2021	at DePaul	W	60-53	0	(18) MARTIN, Tyrese	(5) WHALEY, Isaiah (5) ADAMS, Brendan
01/18/2021	St. John's (NY)	L	70-74	0	(18) COLE, RJ	(8) WHALEY, Isaiah
01/23/2021	at Creighton	L	66-74	1839	(14) COLE, RJ	(9) WHALEY, Isaiah (9) ADAMS, Brendan
01/26/2021	Butler	W	63-51	0	(20) MARTIN, Tyrese	(6) CARLTON, Josh (6) MARTIN, Tyrese (6) SANOGO, Adama
02/06/2021	Seton Hall	L	73-80	0	(20) GAFFNEY, Jalen	(6) MARTIN, Tyrese
02/10/2021	at Providence	L	59-70	0	(14) COLE, RJ	(9) MARTIN, Tyrese
02/13/2021	at Xavier	W	80-72	922	(24) COLE, RJ	(10) WHALEY, Isaiah
02/16/2021	Providence	W	73-61	0	(18) MARTIN, Tyrese	(7) CARLTON, Josh (18) BOUKNIGHT, James (7) MARTIN, Tyrese
02/20/2021	at Villanova	L	60-68	0	(21) BOUKNIGHT, James	(11) MARTIN, Tyrese
02/23/2021	at Georgetown	W	70-57	0	(20) BOUKNIGHT, James	(10) BOUKNIGHT, James
02/27/2021	Marquette	W	80-62	0	(24) BOUKNIGHT, James	(8) MARTIN, Tyrese (8) JACKSON, Andre
03/03/2021	at Seton Hall	W	69-58	1756	(17) WHALEY, Isaiah	(10) WHALEY, Isaiah
03/06/2021	Georgetown	W	98-82	0	(21) BOUKNIGHT, James	(10) SANOGO, Adama
03/11/2021	vs DePaul	W	94-60	824	(14) COLE, RJ (14) MARTIN, Tyrese (14) SANOGO, Adama	(10) MARTIN, Tyrese
03/12/2021	vs Creighton	L	56-59	824	(14) BOUKNIGHT, James	(8) BOUKNIGHT, James
03/20/2021	vs Maryland	L	54-63	0	(15) BOUKNIGHT, James	(11) MARTIN, Tyrese



**2020-21 UConn Men's Basketball**  
**Team Game-by-Game**  
**All games**

Page 1/1  
as of Sep 19, 2021

Opponent	Date	Score		Total		3-Pointers		Free throws		Rebounds				PF	A	TO	BLK	STL	PTS	AVG
				FG-FGA	PCT	3FG-3FGA	PCT	FT-FTA	PCT	OFF	DEF	TOT	AVG							
Central Conn. St.	11/25/2020	102-75	W	38-68	.559	10-26	.385	16-22	.727	19	24	43	43.0	21	22	15	6	9	102	102.0
Hartford	11/27/2020	69-57	W	28-63	.444	5-19	.263	8-14	.571	17	24	41	42.0	24	12	12	9	7	69	85.5
vs Southern California	12/03/2020	61-58	W	19-55	.345	7-19	.368	16-20	.800	15	27	42	42.0	21	9	11	6	3	61	77.3
Creighton	12/20/2020	74-76	Lot	24-67	.358	7-30	.233	19-26	.731	15	26	41	41.8	21	9	13	4	9	74	76.5
DePaul	12/30/2020	82-61	W	30-61	.492	7-17	.412	15-21	.714	15	28	43	42.0	17	14	16	3	5	82	77.6
at Marquette	01/05/2021	65-54	W	24-58	.414	8-16	.500	9-13	.692	15	27	42	42.0	14	14	10	3	2	65	75.5
at Butler	01/09/2021	72-60	W	25-58	.431	10-21	.476	12-15	.800	9	21	30	40.3	17	13	12	3	7	72	75.0
at DePaul	01/11/2021	60-53	W	21-52	.404	5-18	.278	13-24	.542	11	18	29	38.9	13	10	14	6	16	60	73.1
St. John's (NY)	01/18/2021	70-74	L	24-60	.400	7-19	.368	15-23	.652	14	20	34	38.3	19	14	14	4	12	70	72.8
at Creighton	01/23/2021	66-74	L	23-63	.365	7-23	.304	13-15	.867	18	24	42	38.7	26	13	12	4	3	66	72.1
Butler	01/26/2021	63-51	W	24-48	.500	7-14	.500	8-12	.667	4	30	34	38.3	11	14	10	9	6	63	71.3
Seton Hall	02/06/2021	73-80	L	23-48	.479	6-19	.316	21-25	.840	8	15	23	37.0	20	9	11	4	6	73	71.4
at Providence	02/10/2021	59-70	L	25-62	.403	4-20	.200	5-9	.556	10	24	34	36.8	23	9	11	8	6	59	70.5
at Xavier	02/13/2021	80-72	W	28-63	.444	11-26	.423	13-18	.722	12	29	41	37.1	17	21	11	8	5	80	71.1
Providence	02/16/2021	73-61	W	29-62	.468	5-12	.417	10-14	.714	16	26	42	37.4	21	12	13	6	5	73	71.3
at Villanova	02/20/2021	60-68	L	20-55	.364	7-27	.259	13-19	.684	10	26	36	37.3	21	8	10	6	1	60	70.6
at Georgetown	02/23/2021	70-57	W	30-66	.455	2-11	.182	8-13	.615	18	28	46	37.8	20	12	14	5	8	70	70.5
Marquette	02/27/2021	80-62	W	33-64	.516	6-21	.286	8-9	.889	10	25	35	37.7	23	12	7	3	5	80	71.1
at Seton Hall	03/03/2021	69-58	W	25-57	.439	4-12	.333	15-16	.938	13	27	40	37.8	14	8	13	4	5	69	70.9
Georgetown	03/06/2021	98-82	W	35-59	.593	12-28	.429	16-21	.762	9	26	35	37.7	22	22	13	6	4	98	72.3
vs DePaul	03/11/2021	94-60	W	34-76	.447	8-28	.286	18-23	.783	24	29	53	38.4	17	20	8	8	8	94	73.3
vs Creighton	03/12/2021	56-59	L	19-58	.328	3-14	.214	15-19	.789	9	24	33	38.1	13	10	8	1	4	56	72.5
vs Maryland	03/20/2021	54-63	L	21-65	.323	7-23	.304	5-12	.417	22	18	40	38.2	17	10	10	5	6	54	71.7
<b>Total</b>		<b>1650</b>		<b>602-1388</b>	<b>.434</b>	<b>155-463</b>	<b>.335</b>	<b>291-403</b>	<b>.722</b>	<b>313</b>	<b>566</b>	<b>879</b>	<b>38.2</b>	<b>432</b>	<b>297</b>	<b>268</b>	<b>121</b>	<b>142</b>	<b>1650</b>	<b>71.7</b>
Opponents		1485		514-1243	.414	134-414	.324	323-457	.707	237	525	762	33.1	392	242	299	63	125	1485	64.6

### UConn Averages

Games Played	Points/game	FG Pct	3FG Pct	FT Pct	Rebounds/game	Assists/game	Turnovers/game	Assist/Turnover ratio	Steals/game	Blocks/game
23	71.7	43.4	33.5	72.2	38.2	12.9	11.7	1.1	6.2	5.3





## 2020-21 UConn Men's Basketball Opponents Game-by-Game All games

Page 1/1  
as of Sep 19, 2021

Opponent	Date	Score	W	Total		3-Pointers		Free throws		Rebounds										
				FG-FGA	PCT	3FG-3FGA	PCT	FT-FTA	PCT	OFF	DEF	TOT	AVG	PF	A	TO	BLK	STL	PTS	AVG
Central Conn. St.	11/25/2020	102-75	W	26-52	.500	8-17	.471	15-23	.652	7	15	22	22.0	23	11	19	3	9	75	75.0
Hartford	11/27/2020	69-57	W	16-50	.320	4-15	.267	21-27	.778	14	23	37	29.5	15	4	15	0	8	57	66.0
vs Southern California	12/03/2020	61-58	W	19-53	.358	3-19	.158	17-21	.810	9	22	31	30.0	16	4	5	5	1	58	63.3
Creighton	12/20/2020	74-76	Lot	27-65	.415	7-27	.259	15-24	.625	15	33	48	34.5	24	13	16	3	6	76	66.5
DePaul	12/30/2020	82-61	W	24-63	.381	4-17	.235	9-14	.643	15	18	33	34.2	19	11	16	5	4	61	65.4
at Marquette	01/05/2021	65-54	W	22-57	.386	5-18	.278	5-7	.714	9	19	28	33.2	17	13	9	2	5	54	63.5
at Butler	01/09/2021	72-60	W	21-45	.467	5-15	.333	13-21	.619	6	21	27	32.3	15	12	15	2	6	60	63.0
at DePaul	01/11/2021	60-53	W	22-50	.440	5-15	.333	4-8	.500	12	27	39	33.1	19	11	24	2	3	53	61.8
St. John's (NY)	01/18/2021	70-74	L	24-49	.490	7-15	.467	19-27	.704	10	24	34	33.2	18	13	18	8	8	74	63.1
at Creighton	01/23/2021	66-74	L	24-47	.511	6-20	.300	20-32	.625	5	22	27	32.6	17	8	9	2	4	74	64.2
Butler	01/26/2021	63-51	W	20-58	.345	7-21	.333	4-4	1.000	8	22	30	32.4	13	13	8	2	4	51	63.0
Seton Hall	02/06/2021	73-80	L	22-44	.500	9-18	.500	27-31	.871	10	18	28	32.0	17	11	13	2	6	80	64.4
at Providence	02/10/2021	59-70	L	23-53	.434	6-17	.353	18-27	.667	12	27	39	32.5	13	14	10	3	6	70	64.8
at Xavier	02/13/2021	80-72	W	25-62	.403	10-27	.370	12-18	.667	10	27	37	32.9	18	19	9	3	7	72	65.4
Providence	02/16/2021	73-61	W	21-58	.362	4-12	.333	15-20	.750	12	20	32	32.8	17	9	11	2	4	61	65.1
at Villanova	02/20/2021	60-68	L	22-53	.415	5-22	.227	19-26	.731	10	28	38	33.1	16	10	8	1	7	68	65.3
at Georgetown	02/23/2021	70-57	W	19-53	.358	4-19	.211	15-21	.714	9	21	30	32.9	13	9	15	3	10	57	64.8
Marquette	02/27/2021	80-62	W	22-56	.393	4-16	.250	14-21	.667	15	22	37	33.2	15	8	15	2	3	62	64.6
at Seton Hall	03/03/2021	69-58	W	22-55	.400	5-19	.263	9-14	.643	9	19	28	32.9	16	10	12	3	7	58	64.3
Georgetown	03/06/2021	98-82	W	27-58	.466	8-18	.444	20-25	.800	8	18	26	32.6	17	11	13	1	7	82	65.2
vs DePaul	03/11/2021	94-60	W	21-57	.368	4-11	.364	14-18	.778	11	21	32	32.5	23	8	15	2	3	60	64.9
vs Creighton	03/12/2021	56-59	L	23-62	.371	5-18	.278	8-14	.571	17	33	50	33.3	17	7	13	3	3	59	64.6
vs Maryland	03/20/2021	54-63	L	22-43	.512	9-18	.500	10-14	.714	4	25	29	33.1	14	13	11	4	4	63	64.6
<b>Total</b>		<b>1485</b>		<b>514-1243</b>	<b>.414</b>	<b>134-414</b>	<b>.324</b>	<b>323-457</b>	<b>.707</b>	<b>237</b>	<b>525</b>	<b>762</b>	<b>33.1</b>	<b>392</b>	<b>242</b>	<b>299</b>	<b>63</b>	<b>125</b>	<b>1485</b>	<b>64.6</b>
UConn		1650		602-1388	.434	155-463	.335	291-403	.722	313	566	879	38.2	432	297	268	121	142	1650	71.7

### Opponents Averages

Games Played	Points/game	FG Pct	3FG Pct	FT Pct	Rebounds/game	Assists/game	Turnovers/game	Assist/Turnover ratio	Steals/game	Blocks/game
23	64.6	41.4	32.4	70.7	33.1	10.5	13.0	0.8	5.4	2.7



**2020-21 UConn Men's Basketball**  
**Team High/Low Analysis**  
**All games**

Page 1/4  
as of Sep 19, 2021

**UConn - Game Highs**

<b>POINTS</b>	102	Central Conn. St. (11/25/2020)
	98	Georgetown (03/06/2021)
	94	vs DePaul (N) (03/11/2021)
	82	DePaul (12/30/2020)
	80	Marquette (02/27/2021)
	80	at Xavier (02/13/2021)
<b>FIELD GOALS MADE</b>	38	Central Conn. St. (11/25/2020)
	35	Georgetown (03/06/2021)
<b>FIELD GOAL ATTEMPTS</b>	76	vs DePaul (N) (03/11/2021)
	68	Central Conn. St. (11/25/2020)
<b>FIELD GOAL PERCENTAGE</b>	.593 (35-59)	Georgetown (03/06/2021)
	.559 (38-68)	Central Conn. St. (11/25/2020)
<b>3 PT FG MADE</b>	12	Georgetown (03/06/2021)
	11	at Xavier (02/13/2021)
<b>3 PT FG ATTEMPTS</b>	30	Creighton (12/20/2020)
	28	vs DePaul (N) (03/11/2021)
	28	Georgetown (03/06/2021)
<b>3 PT FG PERCENTAGE</b>	.500 (8-16)	at Marquette (01/05/2021)
	.500 (7-14)	Butler (01/26/2021)
<b>FREE THROWS MADE</b>	21	Seton Hall (02/06/2021)
	19	Creighton (12/20/2020)
<b>FREE THROW ATTEMPTS</b>	26	Creighton (12/20/2020)
	25	Seton Hall (02/06/2021)
<b>FREE THROW PERCENTAGE</b>	.938 (15-16)	at Seton Hall (03/03/2021)
	.889 (8-9)	Marquette (02/27/2021)
<b>REBOUNDS</b>	53	vs DePaul (N) (03/11/2021)
	46	at Georgetown (02/23/2021)
<b>ASSISTS</b>	22	Georgetown (03/06/2021)
	22	Central Conn. St. (11/25/2020)
<b>STEALS</b>	16	at DePaul (01/11/2021)
	12	St. John's (NY) (01/18/2021)
<b>BLOCKED SHOTS</b>	9	Butler (01/26/2021)
	9	Hartford (11/27/2020)
<b>TURNOVERS</b>	16	DePaul (12/30/2020)
	15	Central Conn. St. (11/25/2020)
<b>FOULS</b>	27	at Creighton (01/23/2021)
	24	Hartford (11/27/2020)





**2020-21 UConn Men's Basketball  
Team High/Low Analysis  
All games**

Page 2/4  
as of Sep 19, 2021

**Opponent - Game Highs**

<b>POINTS</b>	82		Georgetown (03/06/2021)
	80		Seton Hall (02/06/2021)
	76		Creighton (12/20/2020)
	75		Central Conn. St. (11/25/2020)
	74		at Creighton (01/23/2021)
	74		St. John's (NY) (01/18/2021)
<b>FIELD GOALS MADE</b>	27		Georgetown (03/06/2021)
	27		Creighton (12/20/2020)
<b>FIELD GOAL ATTEMPTS</b>	65		Creighton (12/20/2020)
	63		DePaul (12/30/2020)
<b>FIELD GOAL PERCENTAGE</b>	.512	(22-43)	vs Maryland (N) (03/20/2021)
	.511	(24-47)	at Creighton (01/23/2021)
<b>3 PT FG MADE</b>	10		at Xavier (02/13/2021)
	9		vs Maryland (N) (03/20/2021)
	9		Seton Hall (02/06/2021)
<b>3 PT FG ATTEMPTS</b>	27		at Xavier (02/13/2021)
	27		Creighton (12/20/2020)
<b>3 PT FG PERCENTAGE</b>	.500	(9-18)	vs Maryland (N) (03/20/2021)
	.500	(9-18)	Seton Hall (02/06/2021)
<b>FREE THROWS MADE</b>	27		Seton Hall (02/06/2021)
	21		Hartford (11/27/2020)
<b>FREE THROW ATTEMPTS</b>	32		at Creighton (01/23/2021)
	31		Seton Hall (02/06/2021)
<b>FREE THROW PERCENTAGE</b>	1.000	(4-4)	Butler (01/26/2021)
	.871	(27-31)	Seton Hall (02/06/2021)
<b>REBOUNDS</b>	50		vs Creighton (N) (03/12/2021)
	48		Creighton (12/20/2020)
<b>ASSISTS</b>	19		at Xavier (02/13/2021)
	14		at Providence (02/10/2021)
<b>STEALS</b>	10		at Georgetown (02/23/2021)
	9		Central Conn. St. (11/25/2020)
<b>BLOCKED SHOTS</b>	8		St. John's (NY) (01/18/2021)
	5		DePaul (12/30/2020)
	5		vs Southern California (N) (12/03/2020)
<b>TURNOVERS</b>	24		at DePaul (01/11/2021)
	19		Central Conn. St. (11/25/2020)
<b>FOULS</b>	24		Creighton (12/20/2020)
	23		vs DePaul (N) (03/11/2021)
	23		Central Conn. St. (11/25/2020)



**2020-21 UConn Men's Basketball  
Team High/Low Analysis  
All games**

Page 3/4  
as of Sep 19, 2021

**UConn - Game Lows**

<b>POINTS</b>	54	vs Maryland (N) (03/20/2021)
	56	vs Creighton (N) (03/12/2021)
	59	at Providence (02/10/2021)
	60	at Villanova (02/20/2021)
	60	at DePaul (01/11/2021)
<b>FIELD GOALS MADE</b>	19	vs Creighton (N) (03/12/2021)
	19	vs Southern California (N) (12/03/2020)
<b>FIELD GOAL ATTEMPTS</b>	48	Seton Hall (02/06/2021)
	48	Butler (01/26/2021)
<b>FIELD GOAL PERCENTAGE</b>	.323 (21-65)	vs Maryland (N) (03/20/2021)
	.328 (19-58)	vs Creighton (N) (03/12/2021)
<b>3 PT FG MADE</b>	2	at Georgetown (02/23/2021)
	3	vs Creighton (N) (03/12/2021)
<b>3 PT FG ATTEMPTS</b>	11	at Georgetown (02/23/2021)
	12	at Seton Hall (03/03/2021)
	12	Providence (02/16/2021)
<b>3 PT FG PERCENTAGE</b>	.182 (2-11)	at Georgetown (02/23/2021)
	.200 (4-20)	at Providence (02/10/2021)
<b>FREE THROWS MADE</b>	5	vs Maryland (N) (03/20/2021)
	5	at Providence (02/10/2021)
<b>FREE THROW ATTEMPTS</b>	9	Marquette (02/27/2021)
	9	at Providence (02/10/2021)
<b>FREE THROW PERCENTAGE</b>	.417 (5-12)	vs Maryland (N) (03/20/2021)
	.542 (13-24)	at DePaul (01/11/2021)
<b>REBOUNDS</b>	23	Seton Hall (02/06/2021)
	29	at DePaul (01/11/2021)
<b>ASSISTS</b>	8	at Seton Hall (03/03/2021)
	8	at Villanova (02/20/2021)
<b>STEALS</b>	1	at Villanova (02/20/2021)
	2	at Marquette (01/05/2021)
<b>BLOCKED SHOTS</b>	1	vs Creighton (N) (03/12/2021)
	3	Marquette (02/27/2021)
	3	at Butler (01/09/2021)
	3	at Marquette (01/05/2021)
	3	DePaul (12/30/2020)
<b>TURNOVERS</b>	7	Marquette (02/27/2021)
	8	vs Creighton (N) (03/12/2021)
	8	vs DePaul (N) (03/11/2021)
<b>FOULS</b>	11	Butler (01/26/2021)
	13	vs Creighton (N) (03/12/2021)
	13	at DePaul (01/11/2021)





**2020-21 UConn Men's Basketball  
Player Highs Analysis  
All games**

**UConn - Individual Game Highs**

<b>POINTS</b>	40		James Bouknight vs Creighton (12/20/2020)
	24		James Bouknight vs Marquette (02/27/2021)
	24		RJ Cole at Xavier (02/13/2021)
	23		Tyler Polley at Marquette (01/05/2021)
	22		Tyrese Martin vs DePaul (12/30/2020)
<b>FIELD GOALS MADE</b>	13		James Bouknight vs Creighton (12/20/2020)
	9		RJ Cole vs Marquette (02/27/2021)
	9		James Bouknight vs Marquette (02/27/2021)
	9		Tyrese Martin vs DePaul (12/30/2020)
<b>FIELD GOAL ATTEMPTS</b>	24		James Bouknight vs Creighton (12/20/2020)
	17		James Bouknight at Georgetown (02/23/2021)
	17		James Bouknight at Villanova (02/20/2021)
<b>FIELD GOAL PERCENTAGE (min 5 made)</b>	1.000	(6-6)	Jalen Gaffney vs Georgetown (03/06/2021)
	1.000	(5-5)	Isaiah Whaley vs Georgetown (03/06/2021)
<b>3 PT FG MADE</b>	5		James Bouknight vs Georgetown (03/06/2021)
	5		RJ Cole at Xavier (02/13/2021)
	5		Tyler Polley at Butler (01/09/2021)
	5		Tyler Polley at Marquette (01/05/2021)
	5		James Bouknight vs Creighton (12/20/2020)
<b>3 PT FG ATTEMPTS</b>	12		James Bouknight vs Creighton (12/20/2020)
	9		Tyler Polley vs Georgetown (03/06/2021)
	9		James Bouknight vs Georgetown (03/06/2021)
<b>3 PT FG PERCENTAGE (min 2 made)</b>	1.000	(3-3)	Jalen Gaffney vs Georgetown (03/06/2021)
	1.000	(2-2)	Jalen Gaffney vs Butler (01/26/2021)
	1.000	(2-2)	Brendan Adams vs DePaul (12/30/2020)
<b>FREE THROWS MADE</b>	9		James Bouknight vs Creighton (12/20/2020)
	8		Jalen Gaffney vs Seton Hall (02/06/2021)
	8		James Bouknight vs DePaul (12/30/2020)
<b>FREE THROW ATTEMPTS</b>	12		James Bouknight vs Creighton (12/20/2020)
	9		Jalen Gaffney vs Seton Hall (02/06/2021)
	9		James Bouknight vs DePaul (12/30/2020)
<b>FREE THROW PERCENTAGE (min 3 made)</b>	1.000	(6-6)	James Bouknight vs Marquette (02/27/2021)
	1.000	(5-5)	James Bouknight vs Southern California (N) (12/03/2020)
	1.000	(4-4)	Brendan Adams vs DePaul (N) (03/11/2021)
	1.000	(4-4)	RJ Cole at Villanova (02/20/2021)
	1.000	(4-4)	Tyrese Martin vs Butler (01/26/2021)
	1.000	(4-4)	Brendan Adams vs St. John's (NY) (01/18/2021)
	1.000	(4-4)	Tyler Polley at Butler (01/09/2021)
	1.000	(4-4)	Jalen Gaffney at Marquette (01/05/2021)
	1.000	(4-4)	Tyrese Martin vs Southern California (N) (12/03/2020)
	1.000	(4-4)	RJ Cole vs Central Conn. St. (11/25/2020)
	1.000	(3-3)	James Bouknight at Georgetown (02/23/2021)
1.000	(3-3)	Tyrese Martin at Villanova (02/20/2021)	
1.000	(3-3)	Jalen Gaffney vs Southern California (N) (12/03/2020)	
<b>REBOUNDS</b>	13		Isaiah Whaley at Marquette (01/05/2021)
	11		Tyrese Martin vs Maryland (N) (03/20/2021)
	11		Tyrese Martin at Villanova (02/20/2021)
	11		Josh Carlton vs Southern California (N) (12/03/2020)
<b>ASSISTS</b>	8		RJ Cole vs DePaul (N) (03/11/2021)
	8		RJ Cole vs Georgetown (03/06/2021)
<b>STEALS</b>	6		RJ Cole at Georgetown (02/23/2021)
	6		Tyrese Martin vs St. John's (NY) (01/18/2021)
<b>BLOCKED SHOTS</b>	7		Isaiah Whaley vs Butler (01/26/2021)
	5		Isaiah Whaley at Xavier (02/13/2021)
	5		Adama Sanogo at Providence (02/10/2021)
	5		Isaiah Whaley vs Southern California (N) (12/03/2020)
	5		Isaiah Whaley vs Hartford (11/27/2020)
<b>TURNOVERS</b>	5		James Bouknight at Villanova (02/20/2021)
	5		RJ Cole at Providence (02/10/2021)
	5		Adama Sanogo at Creighton (01/23/2021)



**2020-21 UConn Men's Basketball**  
**Category Leaders**  
**All games**

Page 1/3  
as of Sep 19, 2021

**Points**

##	Player	G	Pts	Pts/G
2	Bouknight, James	15	281	18.7
1	Cole, RJ	23	280	12.2
4	Martin, Tyrese	22	227	10.3
5	Whaley, Isaiah	23	185	8.0
21	Sanogo, Adama	23	169	7.3
12	Polley, Tyler	22	165	7.5
0	Gaffney, Jalen	23	140	6.1
10	Adams, Brendan	16	72	4.5
25	Carlton, Josh	19	67	3.5
44	Jackson, Andre	16	43	2.7
11	Akok, Akok	7	9	1.3
13	Springs, Richie	5	5	1.0
31	Brown, Javonte	2	4	2.0
20	Hurley, Andrew	4	3	0.8

**Scoring Average**

##	Player	G	Pts	Pts/G
2	Bouknight, James	15	281	18.7
1	Cole, RJ	23	280	12.2
4	Martin, Tyrese	22	227	10.3
5	Whaley, Isaiah	23	185	8.0
12	Polley, Tyler	22	165	7.5
21	Sanogo, Adama	23	169	7.3
0	Gaffney, Jalen	23	140	6.1
10	Adams, Brendan	16	72	4.5
25	Carlton, Josh	19	67	3.5
44	Jackson, Andre	16	43	2.7
31	Brown, Javonte	2	4	2.0
11	Akok, Akok	7	9	1.3
13	Springs, Richie	5	5	1.0
20	Hurley, Andrew	4	3	0.8

**Field Goal Percentage**

##	Player	FG	Att	Pct
31	Brown, Javonte	2	2	1.000
20	Hurley, Andrew	1	1	1.000
13	Springs, Richie	2	3	.667
21	Sanogo, Adama	77	139	.554
11	Akok, Akok	4	8	.500
25	Carlton, Josh	27	56	.482
5	Whaley, Isaiah	81	169	.479
2	Bouknight, James	98	219	.447
4	Martin, Tyrese	85	193	.440
44	Jackson, Andre	16	39	.410
0	Gaffney, Jalen	43	105	.410
1	Cole, RJ	92	238	.387
12	Polley, Tyler	54	149	.362
10	Adams, Brendan	20	67	.299

**Field Goal Attempts**

##	Player	G	Att	Att/G
1	Cole, RJ	23	238	10.3
2	Bouknight, James	15	219	14.6
4	Martin, Tyrese	22	193	8.8
5	Whaley, Isaiah	23	169	7.3
12	Polley, Tyler	22	149	6.8

**Field Goals Made**

##	Player	G	Made	Made/G
2	Bouknight, James	15	98	6.5
1	Cole, RJ	23	92	4.0
4	Martin, Tyrese	22	85	3.9
5	Whaley, Isaiah	23	81	3.5
21	Sanogo, Adama	23	77	3.3





**2020-21 UConn Men's Basketball  
Category Leaders  
All games**

Page 2/3  
as of Sep 19, 2021

**3-Point FG Percentage**

##	Player	3FG	Att	Pct
20	Hurley, Andrew	1	1	1.000
1	Cole, RJ	39	101	.386
0	Gaffney, Jalen	17	47	.362
12	Polley, Tyler	38	107	.355
5	Whaley, Isaiah	8	23	.348
11	Akok, Akok	1	3	.333
4	Martin, Tyrese	16	50	.320
2	Bouknight, James	22	75	.293
10	Adams, Brendan	11	38	.289
44	Jackson, Andre	2	17	.118

**3-Point FG Attempts**

##	Player	G	Att	Att/G
12	Polley, Tyler	22	107	4.9
1	Cole, RJ	23	101	4.4
2	Bouknight, James	15	75	5.0
4	Martin, Tyrese	22	50	2.3
0	Gaffney, Jalen	23	47	2.0

**3-Point FG Made**

##	Player	G	Made	Made/G
1	Cole, RJ	23	39	1.7
12	Polley, Tyler	22	38	1.7
2	Bouknight, James	15	22	1.5
0	Gaffney, Jalen	23	17	0.7
4	Martin, Tyrese	22	16	0.7

**Free Throw Percentage**

##	Player	Made	Att	Pct
12	Polley, Tyler	19	21	.905
44	Jackson, Andre	9	10	.900
0	Gaffney, Jalen	37	45	.822
2	Bouknight, James	63	81	.778
1	Cole, RJ	57	74	.770
10	Adams, Brendan	21	29	.724
4	Martin, Tyrese	41	61	.672
25	Carlton, Josh	13	22	.591
21	Sanogo, Adama	15	26	.577
13	Springs, Richie	1	2	.500
5	Whaley, Isaiah	15	32	.469

**Free Throw Attempts**

##	Player	G	Att	Att/G
2	Bouknight, James	15	81	5.4
1	Cole, RJ	23	74	3.2
4	Martin, Tyrese	22	61	2.8
0	Gaffney, Jalen	23	45	2.0
5	Whaley, Isaiah	23	32	1.4

**Free Throws Made**

##	Player	G	Made	Made/G
2	Bouknight, James	15	63	4.2
1	Cole, RJ	23	57	2.5
4	Martin, Tyrese	22	41	1.9
0	Gaffney, Jalen	23	37	1.6
10	Adams, Brendan	16	21	1.3

**Rebounds**

##	Player	G	Reb	Reb/G
4	Martin, Tyrese	22	165	7.5
5	Whaley, Isaiah	23	142	6.2
21	Sanogo, Adama	23	110	4.8
2	Bouknight, James	15	85	5.7
25	Carlton, Josh	19	70	3.7

**Assists**

##	Player	G	Ast	Ast/G
1	Cole, RJ	23	99	4.3
5	Whaley, Isaiah	23	35	1.5
0	Gaffney, Jalen	23	35	1.5
2	Bouknight, James	15	27	1.8
44	Jackson, Andre	16	25	1.6

**Rebounds Average**

##	Player	G	Reb	Reb/G
4	Martin, Tyrese	22	165	7.5
5	Whaley, Isaiah	23	142	6.2
2	Bouknight, James	15	85	5.7
21	Sanogo, Adama	23	110	4.8
25	Carlton, Josh	19	70	3.7

**Steals**

##	Player	G	Stl	Stl/G
1	Cole, RJ	23	27	1.2
4	Martin, Tyrese	22	22	1.0
5	Whaley, Isaiah	23	22	1.0
0	Gaffney, Jalen	23	18	0.8
2	Bouknight, James	15	17	1.1



2020-21 UConn Men's Basketball  
Category Leaders  
All games

Page 3/3  
as of Sep 19, 2021

### Offensive Rebounds

##	Player	G	OReb	OReb/G
4	Martin, Tyrese	22	66	3.0
5	Whaley, Isaiah	23	57	2.5
21	Sanogo, Adama	23	35	1.5
25	Carlton, Josh	19	30	1.6
2	Bouknight, James	15	23	1.5

### Blocked Shots

##	Player	G	Blk	Blk/G
5	Whaley, Isaiah	23	60	2.6
21	Sanogo, Adama	23	21	0.9
4	Martin, Tyrese	22	12	0.5
25	Carlton, Josh	19	8	0.4
12	Polley, Tyler	22	7	0.3

### Defensive Rebounds

##	Player	G	DReb	DReb/G
4	Martin, Tyrese	22	99	4.5
5	Whaley, Isaiah	23	85	3.7
21	Sanogo, Adama	23	75	3.3
2	Bouknight, James	15	62	4.1
1	Cole, RJ	23	53	2.3

### Minutes

##	Player	G	Min	Min/G
1	Cole, RJ	23	714	31:04
4	Martin, Tyrese	22	664	30:12
5	Whaley, Isaiah	23	631	27:26
2	Bouknight, James	15	474	31:35
12	Polley, Tyler	22	457	20:46

### Fouls

##	Player	G	PF	PF/G
5	Whaley, Isaiah	23	66	2.9
21	Sanogo, Adama	23	65	2.8
25	Carlton, Josh	19	49	2.6
1	Cole, RJ	23	46	2.0
44	Jackson, Andre	16	44	2.8

### Turnovers

##	Player	G	TO	TO/G
2	Bouknight, James	15	42	2.8
1	Cole, RJ	23	40	1.7
5	Whaley, Isaiah	23	31	1.3
21	Sanogo, Adama	23	31	1.3
4	Martin, Tyrese	22	30	1.4

### Foul Outs

##	Player	G	FO
5	Whaley, Isaiah	23	5
4	Martin, Tyrese	22	3
21	Sanogo, Adama	23	2
2	Bouknight, James	15	1
44	Jackson, Andre	16	1





**2020-21 UConn Men's Basketball**  
**Points-rebounds-assists**  
**All games**

Opponent	Date	Score	0	1	2	4	5	10	11	12	13	20	21
Central Conn. St.	11/25/2020	102-75	6-1-3	17-0-6	20-8-2	DNP	12-7-0	15-2-3	DNP	14-7-1	0-2-0	0-0-0	8-7-1
Hartford	11/27/2020	69-57	15-2-2	10-2-1	18-4-0	6-10-3	10-10-4	2-4-1	DNP	0-2-1	DNP	DNP	8-2-0
vs Southern California	12/03/2020	61-58	6-3-0	6-5-4	18-7-2	11-7-1	10-5-0	0-1-0	DNP	0-0-0	DNP	DNP	1-0-0
Creighton	12/20/2020	74-76	4-7-3	12-0-2	40-4-2	2-10-0	7-3-1	2-3-0	DNP	DNP	DNP	DNP	5-4-1
DePaul	12/30/2020	82-61	3-2-1	8-2-6	20-4-3	22-10-3	2-4-0	8-1-1	DNP	5-3-0	1-1-0	0-0-0	2-4-0
at Marquette	01/05/2021	65-54	4-0-1	5-3-5	6-5-1	0-7-0	15-13-3	4-1-2	DNP	23-4-1	DNP	DNP	4-5-0
at Butler	01/09/2021	72-60	5-4-3	7-7-2	DNP	15-7-3	9-3-2	9-0-3	2-0-0	19-0-0	0-0-0	DNP	4-4-0
at DePaul	01/11/2021	60-53	3-1-1	12-3-4	DNP	18-4-1	8-5-0	4-5-3	0-0-0	12-4-0	DNP	DNP	0-0-0
St. John's (NY)	01/18/2021	70-74	3-1-0	18-3-5	DNP	14-6-2	9-8-2	7-3-3	0-2-0	7-1-0	DNP	DNP	12-4-2
at Creighton	01/23/2021	66-74	6-2-2	14-4-5	DNP	11-5-1	10-9-2	6-9-2	DNP	0-1-0	DNP	DNP	13-5-0
Butler	01/26/2021	63-51	6-0-3	11-4-5	DNP	20-6-1	6-5-1	2-1-2	DNP	8-4-1	DNP	DNP	8-6-1
Seton Hall	02/06/2021	73-80	20-1-2	12-3-1	DNP	10-6-0	2-2-2	5-0-1	DNP	5-1-1	DNP	DNP	12-2-2
at Providence	02/10/2021	59-70	4-0-1	14-2-6	DNP	13-9-0	4-6-0	0-0-0	DNP	5-2-0	DNP	DNP	9-8-0
at Xavier	02/13/2021	80-72	3-1-2	24-4-7	DNP	15-9-2	12-10-4	DNP	7-0-1	10-2-0	DNP	DNP	4-8-2
Providence	02/16/2021	73-61	0-2-2	13-4-5	18-4-2	18-7-0	4-6-2	DNP	0-0-0	9-0-1	DNP	DNP	2-4-0
at Villanova	02/20/2021	60-68	5-0-1	10-1-2	21-10-1	9-11-0	2-3-1	DNP	0-0-0	3-2-1	DNP	DNP	8-2-0
at Georgetown	02/23/2021	70-57	3-2-0	17-5-7	20-10-1	8-5-2	7-7-0	0-1-0	DNP	5-1-0	DNP	DNP	8-7-2
Marquette	02/27/2021	80-62	4-0-4	21-3-3	24-2-1	6-8-0	4-2-1	DNP	0-1-0	9-2-1	DNP	DNP	4-7-0
at Seton Hall	03/03/2021	69-58	4-1-0	14-3-1	16-6-2	0-6-1	17-10-2	DNP	DNP	0-0-0	DNP	DNP	16-9-1
Georgetown	03/06/2021	98-82	15-1-2	7-2-8	21-3-2	11-5-2	11-2-0	2-1-2	DNP	11-1-0	2-0-0	0-0-0	10-10-1
vs DePaul	03/11/2021	94-60	7-2-0	14-1-8	10-5-5	14-10-0	5-8-3	6-2-1	DNP	9-5-0	2-2-0	3-0-0	14-3-0
vs Creighton	03/12/2021	56-59	2-0-1	5-2-3	14-8-2	2-6-1	13-7-1	DNP	DNP	5-1-0	DNP	DNP	13-5-0
vs Maryland	03/20/2021	54-63	12-2-1	9-6-3	15-5-1	2-11-0	6-7-4	DNP	DNP	6-0-0	DNP	DNP	4-4-0



2020-21 UConn Men's Basketball  
Points-rebounds-assists  
All games

as of Sep

Opponent	Date	Score	25	31	44
Central Conn. St.	11/25/2020	102-75 W	CARLTON,JO 2-0-0	BROWN,JA 4-2-0	JACKSON,AN 4-5-6
Hartford	11/27/2020	69-57 W	DNP	DNP	0-0-0
vs Southern California	12/03/2020	61-58 W	9-11-2	DNP	0-0-0
Creighton	12/20/2020	74-76 Lot	2-5-0	DNP	0-1-0
DePaul	12/30/2020	82-61 W	11-10-0	0-0-0	DNP
at Marquette	01/05/2021	65-54 W	4-3-1	DNP	DNP
at Butler	01/09/2021	72-60 W	2-3-0	DNP	DNP
at DePaul	01/11/2021	60-53 W	3-4-1	DNP	DNP
St. John's (NY)	01/18/2021	70-74 L	0-0-0	DNP	DNP
at Creighton	01/23/2021	66-74 L	6-4-1	DNP	DNP
Butler	01/26/2021	63-51 W	2-6-0	DNP	DNP
Seton Hall	02/06/2021	73-80 L	0-2-0	DNP	7-4-0
at Providence	02/10/2021	59-70 L	4-1-0	DNP	6-4-2
at Xavier	02/13/2021	80-72 W	DNP	DNP	5-4-3
Providence	02/16/2021	73-61 W	7-7-0	DNP	2-3-0
at Villanova	02/20/2021	60-68 L	DNP	DNP	2-3-2
at Georgetown	02/23/2021	70-57 W	2-4-0	DNP	0-3-0
Marquette	02/27/2021	80-62 W	0-0-0	DNP	8-8-2
at Seton Hall	03/03/2021	69-58 W	DNP	DNP	2-1-1
Georgetown	03/06/2021	98-82 W	7-7-2	DNP	1-1-3
vs DePaul	03/11/2021	94-60 W	4-1-0	DNP	6-3-3
vs Creighton	03/12/2021	56-59 L	2-1-0	DNP	0-3-2
vs Maryland	03/20/2021	54-63 L	0-1-0	DNP	0-3-1



# 2020-21 UCONN GAME-BY-GAME BOX SCORES

Game #1 - UConn102, Central Connecticut 75  
Nov. 25, 2020 - Gampel Pavilion, Storrs, Conn.

Official Basketball Box Score - Final  
Central Conn. St. at UConn  
11/25/20 Harry A. Gampel Pavilion, Storrs, Conn.  
2020-21 Men's Basketball

Game Time: 8:00 PM  
Game Duration: 2:15  
Attendance: 125

Central Conn. St. - 75      Record: 0-1

NO. Name	Min	FG	3P	FT	Rebounds	Fouls	TP	AS	TO	ST	Blocks	±
		M-A	M-A	M-A	OR DR TOT	PF					BS BA	
5 Xavier Wilson	F 18:53	0-3	0-1	1-4	0 2 2	3 2	1	1	2	1	1 0	-12
20 Stephane Ayangma	F 17:55	3-4	1-1	0-0	0 2 2	2 2	7	0	4	1	0 0	-16
1 Nigel Scantlebury	G 21:12	2-6	0-1	0-1	1 1 2	3 4	4	5	4	1	0 2	-15
3 Ian Kristman	G 27:25	2-8	0-2	3-4	0 1 1	2 3	7	0	0	0	0 2	-29
11 Tre Mitchell	G 17:47	2-7	1-4	0-2	1 2 3	3 1	5	1	0	1	0 1	-22
2 Myles Baker	G 26:31	7-11	2-3	1-1	0 1 1	1 1	17	0	2	1	0 1	-8
10 Zach Newkirk	24:02	3-4	0-1	0-0	0 0 0	2 1	6	2	2	1	0 0	-8
13 Jamir Reed	26:44	4-5	4-4	2-3	0 4 4	3 2	14	1	3	3	0 0	-14
23 Karrison Wallace	19:31	3-4	0-0	8-8	2 0 2	4 4	14	1	2	0	2 0	-11
Team					3 2 5	0	0					
Totals		26-52	8-17	15-23	7 15 22	23 20	75	11	19	9	3 6	-27

Technical Fouls: Reed 2<sup>nd</sup> 9:54

Shooting By Period

1 <sup>st</sup> FG%	14-26	53.8%
3PT%	4-7	57.1%
FT%	9-12	75%
2 <sup>nd</sup> FG%	12-26	46.2%
3PT%	4-10	40.0%
FT%	6-11	54.5%
GM FG%	26-52	50.0%
3PT%	8-17	47.1%
FT%	15-23	65.2%

Dead Ball Rebounds: 3 0

UConn - 102      Record: 1-0

NO. Name	Min	FG	3P	FT	Rebounds	Fouls	TP	AS	TO	ST	Blocks	±
		M-A	M-A	M-A	OR DR TOT	PF					BS BA	
5 Isaiah Whaley	F 17:06	5-6	0-0	2-4	3 4 7	3 3	12	0	1	0	1 0	12
12 Tyler Polley	F 26:01	5-10	2-6	2-2	3 4 7	1 2	14	1	0	1	1 0	12
0 Jalen Gaffney	G 24:35	2-5	1-2	1-2	1 0 1	2 1	6	3	1	0	1 0	19
1 RJ Cole	G 30:28	5-13	3-8	4-4	0 0 0	2 3	17	6	4	4	0 0	28
2 James Bouknight	G 30:33	7-12	1-4	5-7	3 5 8	2 10	2	2	3	1	0 0	19
10 Brendan Adams	25:45	6-10	3-5	0-0	2 2 2	0 15	3	3	1	0	3 0	15
21 Adama Sanogo	17:09	4-6	0-0	1-2	5 2 7	2 1	8	1	1	0	1 0	15
44 Andre Jackson	19:29	2-4	0-1	0-0	1 4 5	3 1	4	6	3	0	1 0	13
25 Josh Carlton	02:41	0-0	0-0	2-2	0 0 0	2 1	2	0	0	0	0 0	0
31 Javonte Brown	02:59	2-2	0-0	0-0	1 1 2	1 0	4	0	0	0	0 0	0
13 Riche Springs	01:37	0-0	0-0	1-1	1 2 1	0 0	0	0	0	0	0 0	-1
20 Andrew Hurley	01:37	0-0	0-0	0-0	0 0 0	0 0	0	0	0	0	0 0	1
Team					1 2 0	0	0					
Totals		38-68	10-26	16-22	19 24 43	21 22	102	22	15	9	6 3	27

Technical Fouls: Jackson 2<sup>nd</sup> 9:54

Biggest lead	4 (1 <sup>st</sup> 7:36)	30 (2 <sup>nd</sup> 0:46)
Best Scoring Run	5 (1 <sup>st</sup> 13:36)	10 (1 <sup>st</sup> 1:30)
Lead Changes	5	10
Times Tied	10	5
Time with Lead	03:46	34:17

Points from Turnovers	18	27
Paint	24	48
Second Chance	2	21
Fast Breaks	14	20
Bench	51	33

Period by Period Scoring			
1st	41	34	75
2nd	48	54	102

Game #2 - UConn 69, Hartford 57  
Nov. 27, 2020 - Gampel Pavilion, Storrs, Conn.

Official Basketball Box Score - Final  
Hartford at UConn  
11/27/20 Harry A. Gampel Pavilion, Storrs, Conn.  
2020-21 Men's Basketball

Game Time: 8:00 PM  
Game Duration: 2:08

Hartford - 57      Record: 0-1

NO. Name	Min	FG	3P	FT	Rebounds	Fouls	TP	AS	TO	ST	Blocks	±
		M-A	M-A	M-A	OR DR TOT	PF					BS BA	
0 Hunter Marks	F 38:19	2-4	1-2	9-11	1 8 9	7 9	14	0	0	1	0 1	-10
15 Thomas Wesley	F 33:12	1-2	0-0	0-1	3 3 6	1 1	2	6	0	0	0 1	-6
4 Moses Flowers	G 30:23	8-18	2-7	6-8	3 4 7	3 6	24	1	5	3	0 2	-1
20 Austin Williams	G 18:58	1-5	0-1	0-0	1 1 2	5 0	2	0	0	1	0 2	-13
25 Traci Carter	G 28:14	1-12	0-3	0-0	0 2 2	3 2	2	1	0	2	0 1	-6
23 Michael Dunne	18:11	2-4	1-2	3-3	1 1 2	1 1	8	0	0	0	0 1	-5
2 D.J. Mitchell	08:43	0-0	0-0	0-0	0 0 0	0 0	0	0	0	0	0 0	-8
11 RJ Henry	18:55	1-5	0-0	3-4	0 1 1	1 5	5	0	2	1	0 1	-9
3 Jakub Dombek	04:09	0-0	0-0	0-0	0 2 0	0 0	0	0	1	0	0 0	-2
1 Briggs McClain	00:28	0-0	0-0	0-0	0 0 0	0 0	0	0	0	0	0 0	0
22 AJ Gray	00:28	0-0	0-0	0-0	0 0 0	0 0	0	0	0	0	0 0	0
Team					5 1 6	0	0					
Totals		16-50	4-15	21-27	14 23 37	15 24	57	4	15	8	0 9	-12

Technical Fouls: NONE

Shooting By Period

1 <sup>st</sup> FG%	8-27	29.6%
3PT%	1-6	16.7%
FT%	9-12	75%
2 <sup>nd</sup> FG%	8-23	34.8%
3PT%	3-9	33.3%
3PT%	12-15	80%
GM FG%	16-50	32.0%
3PT%	4-15	26.7%
FT%	21-27	77.8%

Dead Ball Rebounds: 2 0

UConn - 69      Record: 2-0

NO. Name	Min	FG	3P	FT	Rebounds	Fouls	TP	AS	TO	ST	Blocks	±
		M-A	M-A	M-A	OR DR TOT	PF					BS BA	
5 Isaiah Whaley	F 26:58	5-10	0-0	0-0	3 7 10	1 0	10	4	2	1	5 0	8
12 Tyler Polley	F 15:04	0-2	0-0	0-0	1 1 2	4 1	0	1	1	0	1 0	11
0 Jalen Gaffney	G 35:41	4-10	1-3	6-8	1 1 2	3 5	15	2	0	2	2 0	13
1 RJ Cole	G 22:02	4-7	2-4	0-0	0 2 2	4 0	10	1	2	1	0 0	10
2 James Bouknight	G 32:26	7-15	2-7	2-3	3 1 4	5 3	18	0	2	1	0 0	12
10 Brendan Adams	23:59	1-7	0-4	0-0	1 3 4	3 4	2	1	2	1	0 0	0
44 Andre Jackson	05:35	0-1	0-1	0-0	0 0 0	3 0	0	0	0	0	0 1	-5
21 Adama Sanogo	11:02	4-7	0-0	0-1	1 1 2	0 1	8	0	2	1	0 0	4
4 Tyrese Martin	25:13	3-4	0-0	0-2	5 5 10	1 1	6	3	1	0	0 0	7
Team					2 3 5	0	0					
Totals		28-63	5-19	8-14	17 24 41	24 15	69	12	12	7	9 0	12

Technical Fouls: NONE

Shooting By Period

1 <sup>st</sup> FG%	16-34	47.1%
3PT%	3-12	25.0%
FT%	3-5	60%
2 <sup>nd</sup> FG%	12-29	41.4%
3PT%	2-7	28.6%
FT%	5-9	55.6%
GM FG%	28-63	44.4%
3PT%	5-19	26.3%
FT%	8-14	57.1%

Dead Ball Rebounds: 1 0

Biggest lead	0 (1 <sup>st</sup> 20:00)	19 (1 <sup>st</sup> 3:32)
Best Scoring Run	8 (2 <sup>nd</sup> 17:11)	9 (1 <sup>st</sup> 16:36)
Lead Changes	0	12
Times Tied	1	12
Time with Lead	00:00	38:36

Points from Turnovers	14	12
Paint	22	38
Second Chance	13	12
Fast Breaks	14	14
Bench	13	16

Period by Period Scoring			
1st	26	31	57
2nd	38	31	69

Game #3 - UConn 61, Southern Cal 58  
Dec. 3, 2020 - Mohegan Sun Arena, Uncasville, Conn.

Official Basketball Box Score - Final  
UConn at Southern California  
12/03/20 Mohegan Sun, Uncasville, Conn.  
Roman Legends Classic presented by Old Trapper

Game Time: 7:00 PM  
Game Duration: 1:53

UConn - 61      Record: 3-0

NO. Name	Min	FG	3P	FT	Rebounds	Fouls	TP	AS	TO	ST	Blocks	±
		M-A	M-A	M-A	OR DR TOT	PF					BS BA	
5 Isaiah Whaley	F 35:58	4-10	0-1	2-2	4 1 5	3 1	10	0	0	0	5 0	11
21 Adama Sanogo	F 10:07	0-1	0-0	1-2	0 0 0	3 1	1	0	0	0	0 1	-4
1 RJ Cole	G 28:16	2-8	2-5	0-0	1 4 5	2 0	6	4	1	1	0 0	17
2 James Bouknight	G 32:40	5-15	3-6	5-5	1 6 7	1 5	18	2	4	1	0 3	10
4 Tyrese Martin	G 28:31	3-7	1-3	4-4	1 6 7	0 2	11	1	2	1	0 0	-1
10 Brendan Adams	05:50	0-1	0-0	0-0	0 1 1	3 0	0	0	0	0	0 0	1
25 Josh Carlton	29:53	4-6	0-0	1-4	6 5 11	3 5 9	2	0	0	1	0 0	7
0 Jalen Gaffney	20:20	1-3	1-2	3-3	1 2 3	2 2	6	0	0	0	0 0	-7
44 Andre Jackson	04:23	0-1	0-0	0-0	0 0 0	0 0	0	0	0	0	0 0	-11
12 Tyler Polley	04:02	0-3	0-2	0-0	0 0 0	4 0	0	1	0	1	0 1	-8
Team					1 2 3	0	0					
Totals		19-55	7-19	16-20	15 27 42	21 16	61	9	11	3	6 5	3

Technical Fouls: NONE

Shooting By Period

1 <sup>st</sup> FG%	12-29	41.4%
3PT%	6-12	50.0%
FT%	9-12	75%
2 <sup>nd</sup> FG%	7-26	26.9%
3PT%	1-7	14.3%
FT%	7-8	87.5%
GM FG%	19-55	34.5%
3PT%	7-19	36.8%
FT%	16-20	80.0%

Dead Ball Rebounds: 3 0

Southern California - 58      Record: 3-1

NO. Name	Min	FG	3P	FT	Rebounds	Fouls	TP	AS	TO	ST	Blocks	±
		M-A	M-A	M-A	OR DR TOT	PF					BS BA	
3 Isaiah Mobley	F 26:31	2-6	0-0	3-4	2 4 6	4						

# 2020-21 UCONN GAME-BY-GAME BOX SCORES

Game #5 - UConn 82, DePaul 61  
Dec. 30, 2020 - Gampel Pavilion, Storrs, Conn.



Official Basketball Box Score - Final  
**DePaul at UConn**  
123020 Harry A. Gampel Pavilion, Storrs, Conn.  
2020-21 Men's Basketball

Game Time: 9:00 PM  
Game Duration: 1:57

Officials: Mic Stephens, John Gaffney, Bron Burroughs

DePaul - 61

Record: 12 (0-2)

NO. Name	Min	FG		3P		FT		Rebounds		Fouls		TP	AS	TO	ST	Blocks		+/-
		M-A	M-A	M-A	M-A	OR	DR	OR	DR	BS	BA							
1 Romeo Weems	F 33:49	3-8	0-2	0-0	0	1	1	3	2	6	2	4	0	0	0	0	0	-14
14 Nick Ongenda	C 26:36	4-6	0-0	5-7	6	2	4	13	0	2	0	1	0	1	0	0	-16	
4 Javon Freeman-Liberty	G 32:00	4-13	1-4	0-0	1	4	5	1	1	9	1	0	1	1	1	0	-18	
10 Ray Salnave	G 13:29	1-5	0-2	0-0	2	1	3	2	0	2	2	2	1	0	2	-5		
11 Charlie Moore	G 30:51	4-12	0-2	0-1	1	1	2	2	3	8	4	2	1	0	1	-13		
33 Pauly Paolicap	13:24	1-4	0-0	0-1	2	0	2	4	2	0	0	0	0	3	0	-5		
3 Kobe Elvis	18:03	2-4	2-3	0-0	0	0	1	0	6	1	3	0	0	0	0	-11		
13 Dariusus Hall	22:10	5-8	1-2	3-3	2	6	8	3	14	1	2	1	0	0	0	-7		
23 Courvoisier McCauley	09:38	0-3	0-2	1-2	0	1	1	2	1	0	0	0	0	0	0	-16		
Team					1	2	3			0	1							
Totals		24-63	4-17	9-14	15	18	33	19	17	61	11	16	4	5	3	-21		

Technical Fouls: NONE

Shooting By Period

1st FG%	11-33	33.3%
3PT%	2-10	20.0%
FT%	3-5	60%
2nd FG%	13-30	43.3%
3PT%	2-7	28.6%
FT%	6-9	66.7%
GM FG%	24-63	38.1%
3PT%	4-17	23.5%
FT%	9-14	64.3%

Dead Ball Rebounds: 1.0

UConn - 82

Record: 41 (1-1)

NO. Name	Min	FG		3P		FT		Rebounds		Fouls		TP	AS	TO	ST	Blocks		+/-
		M-A	M-A	M-A	M-A	OR	DR	OR	DR	BS	BA							
5 Isaiah Whaley	F 14:47	1-4	0-0	0-0	1	3	4	5	0	2	0	0	3	0	0	0	1	12
21 Adama Sanogo	F 06:48	1-3	0-0	0-0	1	3	4	0	2	0	0	0	1	0	0	0	0	1
1 RJ Cole	G 28:56	3-7	1-4	1-2	1	2	2	2	3	8	6	2	0	0	0	0	0	7
2 James Bouknight	G 32:56	6-13	4-0	8-9	2	2	4	1	9	20	3	3	2	1	1	2	21	
4 Tyrese Martin	G 30:50	9-15	2-3	2-2	5	10	2	22	3	0	0	0	0	0	0	0	19	
25 Josh Carlton	25:55	5-8	0-0	1-2	2	8	10	3	11	0	2	0	1	1	1	9		
10 Brendan Adams	21:17	2-2	0-0	0-1	1	1	3	8	1	1	1	1	1	1	0	13		
0 Jalen Gaffney	18:49	1-3	1-1	0-0	2	2	1	0	3	1	2	1	1	0	2	14		
12 Tyler Polley	15:55	2-6	1-3	0-0	2	1	3	2	0	0	0	0	0	0	0	8		
13 Richie Springs	01:36	0-0	0-0	1-2	0	1	1	1	0	0	0	0	0	0	0	1		
31 Javonte Brown	01:34	0-0	0-0	0-0	0	0	0	0	0	0	0	0	0	0	0	0		
20 Andrew Hurley	00:37	0-0	0-0	0-0	0	0	0	0	0	0	0	0	0	0	0	0		
Team					1	2				0	2							
Totals		30-61	7-17	15-21	15	28	43	17	19	82	14	16	5	3	5	21		

Technical Fouls: NONE

Shooting By Period

1st FG%	15-29	51.7%
3PT%	5-8	62.5%
FT%	6-8	75%
2nd FG%	15-32	46.9%
3PT%	2-9	22.2%
FT%	9-13	69.2%
GM FG%	30-61	49.2%
3PT%	7-17	41.2%
FT%	15-21	71.4%

Dead Ball Rebounds: 4.0

DePAUL

UCONN

Biggest lead

0 (1st 20:00)

26 (2nd 10:24)

Best Scoring Run

8 (2nd 8:08)

10 (1st 0:28)

Lead Changes

0

10

Times Tied

3

37-59

Time with Lead

00:00

37:59

Points from Turnovers

9 21

Paint

34 38

Second Chance

13 16

Fast Breaks

6 15

Bench

23 28

Period by Period Scoring

1st 2nd TOT

DePAUL 27 34 61

UCONN 41 41 82

Game #6 - UConn 65, Marquette 54  
Jan. 5, 2021 - Fiserv Forum, Milwaukee, Wis.



Official Basketball Box Score - Final  
**UConn at Marquette**  
01:05:21 Fiserv Forum, Milwaukee, Wis.  
2020-21 Men's Basketball

Game Time: 8:00 PM  
Game Duration: 2:04

Officials: Pat Driscoll, Roger Ayers, Tony Henderson

UConn - 65

Record: 5-1 (2-1)

NO. Name	Min	FG		3P		FT		Rebounds		Fouls		TP	AS	TO	ST	Blocks		+/-
		M-A	M-A	M-A	M-A	OR	DR	OR	DR	BS	BA							
5 Isaiah Whaley	F 33:21	7-10	1-1	0-0	6	7	13	2	4	15	3	1	1	2	0	0	19	
21 Adama Sanogo	F 14:59	2-4	0-0	0-0	1	4	5	4	0	4	0	0	0	0	0	0	-3	
1 RJ Cole	G 29:53	1-6	1-3	2-2	0	3	3	0	1	5	2	0	0	1	0	15		
2 James Bouknight	G 27:40	3-12	0-1	0-0	2	3	5	2	4	6	1	3	1	0	0	8		
4 Tyrese Martin	G 20:04	0-5	0-0	0-2	4	3	7	1	2	0	0	0	0	0	0	-18		
25 Josh Carlton	15:24	2-4	0-0	0-0	1	2	3	4	1	4	1	0	0	0	0	0		
10 Brendan Adams	21:29	1-4	1-2	1-2	0	1	1	0	1	4	2	0	0	0	0	14		
0 Jalen Gaffney	12:47	0-1	0-1	4-4	0	0	0	0	2	4	1	2	0	0	0	-2		
12 Tyler Polley	24:23	8-12	5-8	2-3	0	4	4	1	2	23	1	0	0	0	0	18		
Team					1	0	1			0	0							
Totals		24-58	8-16	9-13	15	27	42	14	17	65	14	10	2	3	2	11		

Technical Fouls: NONE

Shooting By Period

1st FG%	15-29	51.7%
3PT%	5-8	62.5%
FT%	6-8	75%
2nd FG%	15-32	46.9%
3PT%	2-9	22.2%
FT%	9-13	69.2%
GM FG%	30-61	49.2%
3PT%	7-17	41.2%
FT%	15-21	71.4%

Dead Ball Rebounds: 4.0

Marquette - 54

Record: 6-6 (2-4)

NO. Name	Min	FG		3P		FT		Rebounds		Fouls		TP	AS	TO	ST	Blocks		+/-
		M-A	M-A	M-A	M-A	OR	DR	OR	DR	BS	BA							
4 Theo John	F 29:39	4-8	0-0	1-3	2	2	4	3	6	9	0	2	0	0	0	0	-13	
23 Jamal Cain	F 31:02	2-8	0-0	0-0	0	3	3	0	4	1	1	0	0	0	0	-13		
3 Dawson Garcia	F 35:48	7-12	2-3	4-4	6	5	11	3	3	20	0	2	0	0	0	-7		
21 D.J. Carlton	G 32:46	4-12	0-0	0-0	4	4	2	0	8	5	1	1	2	3	-12			
25 Koby McEwen	G 25:10	2-7	1-2	0-0	1	1	4	1	5	5	0	2	0	0	2			
2 Justin Lewis	14:33	1-5	0-2	0-0	0	1	1	0	3	2	0	1	2	0	0	-2		
5 Greg Elliott	21:20	1-3	1-3	0-0	2	2	1	0	3	1	0	0	0	0	0	-10		
10 Symir Torrence	09:42	1-2	1-2	0-0	0	0	0	0	1	3	1	1	0	0	0	0		
Team					1	1	2			0	1							
Totals		22-57	5-18	5-7	9	19	28	17	14	54	13	9	5	2	3	11		

Technical Fouls: NONE

Shooting By Period

1st FG%	14-31	45.2%
3PT%	3-8	37.5%
FT%	0-0	0%
2nd FG%	8-26	30.8%
3PT%	2-10	20.0%
FT%	5-7	71.4%
GM FG%	22-57	38.6%
3PT%	5-18	27.8%
FT%	5-7	71.4%

Dead Ball Rebounds: 0.2

CON

MAR

Biggest lead

11 (2nd 0:22)

18 (2nd 17:09)

Best Scoring Run

9 (2nd 11:45)

13 (1st 7:35)

Lead Changes

4

6

Times Tied



# 2020-21 UCONN GAME-BY-GAME BOX SCORES

**Game #9 - St. John's 74, UConn 70**  
Jan. 18, 2021 - Gampel Pavilion, Storrs, Conn.

Official Basketball Box Score - Final  
**St. John's (NY) at UConn**  
01/18/21 Harry A. Gampel Pavilion, Storrs, Conn.  
2020-21 Men's Basketball

Game Time: 2:30 PM  
Game Duration: 2:15

Officials: Pat Driscoll, Tony Chizza, Wally Rutecki

Record: 8-7 (3-6)

NO.	Name	Min	FG	3P	FT	Rebounds	Fouls	TP	AS	TO	ST	Blocks	BS	BA	+	-
1	Josh Roberts	F 15:44	3-4	0-0	0-0	1 2 3	2 1	6	0	0	0	1	0	0	-2	
2	Julian Champagnie	F 32:38	2-9	1-4	7-10	10 6 6	1 5	12	1 4	1 1	2 2	1 1	2 2	1 1	8	
3	Rashem Dunn	G 27:28	3-4	0-0	5-6	2 2 4	1 4	11	2 4	2 0	0 0	0 0	0 0	0 0	-9	
4	Greg Williams Jr.	G 05:32	0-1	0-1	0-0	0 0 0	0 0	0	0 0	0 0	0 0	0 0	0 0	0 0	-6	
12	Arnaldo Toro	G 02:46	0-1	0-0	0-0	0 1 1	0 0	0	0 0	0 0	0 0	0 0	0 0	0 0	-6	
15	Vince Cole	G 18:49	0-3	0-2	0-0	2 2 2	1 0	0	1 3	0 0	3 0	0 0	0 0	0 0	8	
5	Dylan Addae-Wusu	G 28:37	4-5	0-0	2-3	2 3 5	2 2	10	2 4	2 0	0 0	0 0	0 0	0 0	14	
10	Marcellus Earlington	G 19:46	5-8	3-3	2-2	1 4 5	3 2	15	1 0	2 0	0 0	0 0	0 0	0 0	18	
13	Isiah Moore	G 10:51	1-2	0-0	0-0	1 0 1	3 0	2	0 0	0 0	0 0	0 0	0 0	0 0	1 3	
11	John McGriff	G 02:13	0-1	0-0	0-0	0 0 0	1 0	0	0 0	0 0	0 0	0 0	0 0	0 0	-4	
Team						3 3 6		0	0	0	0	0	0	0	0	0
Totals		24-49	7-15	19-27	10 24 34	18 19	74	13 18	8 8	4 4	4 4	4 4	4 4	4 4	4 4	4 4

Technical Fouls: NONE

Shooting By Period  
1st FG% 12.26 46.2%  
3PT% 1-6 16.7%  
FT% 7-11 63.6%  
2nd FG% 12.23 52.2%  
3PT% 6-9 66.7%  
FT% 12-16 75%  
GM FG% 24-49 49.0%  
3PT% 7-15 46.7%  
FT% 19-27 70.4%  
Dead Ball Rebounds: 3, 1

**Game #10 Creighton 74, UConn 66**  
Jan. 23, 2021 - CHI Health Center, Omaha, Neb.

Official Basketball Box Score - Final  
**#23 UConn at #11 Creighton**  
01/23/21 CHI Health Center Omaha, Omaha  
2020-21 Creighton Men's Basketball

Game Time: 11:07 AM  
Game Duration: 2:14  
Attendance: 1,639

Officials: Jeffrey Anderson, Brent Hampton, Earl Wilson

Record: 7-3 (4-3)

NO.	Name	Min	FG	3P	FT	Rebounds	Fouls	TP	AS	TO	ST	Blocks	BS	BA	+	-
5	Isaiah Whaley	F 36:18	4-13	2-4	0-0	2 7 9	3 2	10	2 2	0 0	3 0	0 0	0 0	0 0	-10	
21	Adama Sanogo	F 19:52	5-9	0-0	3-4	3 2 5	5 5	13	0 5	1 0	0 0	0 0	0 0	0 0	5	
1	RJ Cole	G 37:40	4-10	0-3	6-7	1 3 4	2 5	14	5 2	1 0	0 0	0 0	0 0	0 0	-5	
4	Tyrese Martin	G 33:22	4-7	1-2	2-2	3 2 5	5 2	11	1 1	0 0	0 0	0 0	0 0	0 0	-19	
10	Brendan Adams	G 27:26	2-9	2-5	0-0	4 5 9	4 4	6	2 1	0 0	0 0	0 0	0 0	0 0	-3	
25	Josh Carlton	G 10:58	2-5	0-0	2-2	3 1 4	2 2	6	1 1	0 0	0 0	0 0	0 0	0 0	-1	
12	Tyler Polley	G 16:47	0-4	0-4	0-0	0 1 1	3 0	0	0 0	0 0	0 0	0 0	0 0	0 0	-3	
0	Jalen Gaffney	G 17:37	2-6	2-5	0-0	2 2 2	0 1	6	2 2	0 0	0 0	0 0	0 0	0 0	-4	
Team						2 1 3		0	0	0	0	0	0	0	0	0
Totals		23-63	7-23	13-15	18 24 42	27 17	66	13 12	3 4	2 2	3 2	3 2	3 2	3 2	3 2	3 2

Technical Fouls: Coach 1st 11-43

Shooting By Period  
1st FG% 10-34 29.4%  
3PT% 2-11 18.2%  
FT% 6-6 100%  
2nd FG% 13-29 44.8%  
3PT% 5-12 41.7%  
FT% 7-9 77.8%  
GM FG% 23-63 36.5%  
3PT% 7-23 30.4%  
FT% 13-15 86.7%  
Dead Ball Rebounds: 0, 1

UConn - 70

Record: 7-2 (4-2)

NO.	Name	Min	FG	3P	FT	Rebounds	Fouls	TP	AS	TO	ST	Blocks	BS	BA	+	-
5	Isaiah Whaley	F 35:29	4-8	0-0	1-2	2 6 8	3 2	9	2 3	1 1	2 0	2 0	2 0	2 0	8	
21	Adama Sanogo	F 17:15	6-11	0-0	0-0	1 3 4	1 1	12	2 1	1 1	1 1	1 1	1 1	1 1	8	
1	RJ Cole	G 37:43	6-16	4-7	2-4	2 1 3	4 3	18	5 2	1 0	0 0	0 0	0 0	0 0	-2	
4	Tyrese Martin	G 36:43	4-11	1-4	5-8	3 3 6	0 6	14	2 2	6 1	1 1	1 1	1 1	1 1	-3	
10	Brendan Adams	G 29:43	1-3	1-2	4-4	1 2 3	4 3	7	3 2	1 0	0 0	0 0	0 0	0 0	5	
25	Josh Carlton	G 03:22	0-1	0-0	0-2	0 0 0	1 1	0	0 0	0 0	0 0	0 0	0 0	0 0	4	
12	Tyler Polley	G 25:53	2-8	1-6	2-2	1 0 1	2 1	7	0 0	1 0	0 0	0 0	0 0	0 0	-18	
0	Jalen Gaffney	G 11:30	1-1	0-0	1-1	0 1 1	4 1	3	0 0	2 1	0 0	0 0	0 0	0 0	-10	
11	Akok Akok	G 02:22	0-1	0-0	0-0	0 2 2	0 0	0	0 0	0 0	0 0	0 0	0 0	0 0	-6	
Team						4 2 6		0	0	0	0	0	0	0	0	0
Totals		24-60	7-19	15-23	14 20 34	19 19	70	14 14	12 4	8 4	4 4	4 4	4 4	4 4	4 4	4 4

Technical Fouls: NONE

Shooting By Period  
1st FG% 12-34 35.3%  
3PT% 6-13 46.2%  
FT% 5-7 71.4%  
2nd FG% 12-26 46.2%  
3PT% 1-6 16.7%  
FT% 10-16 62.5%  
GM FG% 24-60 40.0%  
3PT% 7-19 36.8%  
FT% 15-23 65.2%  
Dead Ball Rebounds: 5, 0

UCONN	CREI
Biggest lead	2 (1st 18:06) 12 (2nd 6:27)
Best Scoring Run	9 (1st 1:54) 10 (2nd 6:27)
Lead Changes	3
Times Tied	8
Time with Lead	02:50 32:53

UCONN	CREI
Points from Turnovers	9 8
Paint	22 32
Second Chance	12 7
Fast Breaks	2 4
Bench	12 10

UCONN	CREI
1st	28
2nd	38
TOT	66

UCONN	CREI
1st	29
2nd	45
TOT	74

#11 Creighton - 74

Record: 11-4 (7-3)

NO.	Name	Min	FG	3P	FT	Rebounds	Fouls	TP	AS	TO	ST	Blocks	BS	BA	+	-
13	Christian Bishop	F 18:02	2-5	0-0	4-6	1 1 2	5 6	8	1 2	0 0	1 1	1 1	1 1	1 1	7	
23	Damien Jefferson	F 30:35	3-7	0-2	7-8	1 4 5	2 5	13	1 3	0 0	0 2	0 2	0 2	0 2	13	
11	Marcus Zagarowski	G 37:40	5-10	1-5	4-5	1 1 2	4 4	15	2 0	2 0	0 0	0 0	0 0	0 0	4	
24	Mitch Ballock	G 36:52	3-7	2-6	0-1	0 4 4	3 2	8	3 1	0 0	0 0	0 0	0 0	0 0	10	
34	Denzel Mahoney	G 34:56	8-14	3-7	1-3	0 3 3	1 3	20	1 0	1 0	0 0	0 0	0 0	0 0	1	
32	Ryan Kaikbrener	G 21:30	3-3	0-0	4-7	0 4 4	2 5	10	0 0	0 0	0 0	0 0	0 0	0 0	1	
4	Shereef Mitchell	G 11:26	0-1	0-0	0-0	0 2 2	1 0	0	0 0	2 0	0 0	0 0	0 0	0 0	3	
0	Antwann Jones	G 08:59	0-0	0-0	0-2	0 2 2	1 1	0	0 0	1 1	0 0	0 0	0 0	0 0	-5	
Team						2 1 3		0	0	0	0	0	0	0	0	0
Totals		24-47	6-20	20-32	5 22 27	17 26	74	8 9	4 4	2 4	8 8	4 4	4 4	4 4	8 8	8 8

Technical Fouls: NONE

Shooting By Period  
1st FG% 9-21 42.9%  
3PT% 3-12 25.0%  
FT% 9-13 69.2%  
2nd FG% 15-26 57.7%  
3PT% 3-8 37.5%  
FT% 12-19 63.2%  
GM FG% 24-47 51.1%  
3PT% 6-20 30.0%  
FT% 20-32 62.5%  
Dead Ball Rebounds: 5, 2

**Game #11 - UConn 63, Butler 51**  
Jan. 26, 2021 - Gampel Pavilion, Storrs, Conn.

Official Basketball Box Score - Final  
**Butler at UConn**  
01/26/21 Harry A. Gampel Pavilion, Storrs, Conn.  
2020-21 Men's Basketball

Game Time: 8:30 PM  
Game Duration: 1:45

Officials: Pat Driscoll, Tony Chizza, Tommy Morrissey

Record: 5-8 (4-6)

NO.	Name	Min	FG	3P	FT	Rebounds	Fouls	TP	AS	TO	ST	Blocks	BS	BA	+	-
10	Bryce Nze	F 31:46	1-11	0-2	0-0	3 6 9	1 0	2	3 1	0 0	0 4	0 0	0 0	0 0	-15	
33	Bryce Golden	F 28:51	6-14	5-7	2-2	2 2 4	3 3	19	1 3	1 1	1 1	1 1	1 1	1 1	8	
2	Aaron Thompson	G 34:26	4-9	0-0	0-0	1 2 3	2 6	8	2 0	1 0	2 0	0 0	0 0	0 0	-13	
12	Myles Tate	G 25:20	3-6	1-3	0-0	0 2 2	4 0	7	2 0	1 0	0 0	0 0	0 0	0 0	-5	
52	Jair Bolden	G 33:39	3-12	1-8	0-0	0 4 4	0 0	7	1 2	0 0	0 0	0 0	0 0	0 0	-5	
3	Chuck Harris	G 23:11	1-4	0-1	0-0	0 4 4	1 1	2	2 1	1 1	1 1	1 1	1 1	1 1	-14	
5	Myles Wilmoth	G 21:51	2-2	0-0	2-2	0 1 1	2 1	6	2 1	0 0	0 0	0 0	0 0	0 0	-2	
35	John-Michael Mulloy	G 00:56	0-0	0-0	0-0	0 0 0	0 0	0	0 0	0 0	0 0	0 0	0 0	0 0	-2	
Team						2 1 3		0	0	0	0	0	0	0	0	0
Totals		20-58	7-21	4-4	8 22 30	13 11	51	13 8	4 4	2 9	12 12	12 12	12 12	12 12	12 12	12 12

Technical Fouls: NONE

Shooting By Period  
1st FG% 8-27 29.6%  
3PT% 4-10 40.0%  
FT% 4-4 100%  
2nd FG% 12-31 38.7%  
3PT% 3-11 27.3%  
FT% 0-0 0%  
GM FG% 20-58 34.5%  
3PT% 7-21 33.3%  
FT% 4-4 100.0%  
Dead Ball Rebounds: 0, 0

**Game #12 - Seton Hall 80, UConn 73**  
Jan. 26, 2021 - Gampel Pavilion, Storrs, Conn.

Official Basketball Box Score - Final  
**Seton Hall at UConn**  
02/06/21 Harry A. Gampel Pavilion, Storrs, Conn.  
2020-21 Men's Basketball

Game Time: 12:00 PM  
Game Duration: 2:12

Officials: Brian Dorsey, Tim Cougherty, Matt Potter

Record: 11-8 (8-5)

NO.	Name	Min	FG	3P	FT	Rebounds	Fouls	TP	AS	TO	ST	Blocks	BS	BA	+	-
14	Jared Rhoden	F 29:00	4-9	1-3	2-2	1 5 6	4 1	11	3 1	1 0	0 0	0 0	0 0	0 0	8	
23	Sandro Mamukelashvili	F 35:47	5-10	2-3	10-12	3 4 7	0 6	22	2 3	1 0	0 2	0 0	0 0	0 0	4	
21	Ike Obiagu	C 29:34	1-1	0-0	4-6	2 2 4	2 4	6	0 0	1 0	0 2	0 0	0 0	0 0	9	
22	Myles Cale	G 34:54	7-13	3-6	3-3	0 2 2	2 2	20	0 1	1 0	0 2	0 0	0 0	0		

# 2020-21 UCONN GAME-BY-GAME BOX SCORES

Game #13 - Providence 70, UConn 59  
Feb. 10, 2021 - Alumni Hall, Providence, R.I.



Official Basketball Box Score - Final  
**UConn at Providence**  
02/10/21 Alumni Hall, Providence  
2020-21 Men's Basketball

Game Time: 4:00 PM  
Game Duration: 1:59

Officials: Jeff Anderson, Brian O'Connell, Tony Chazza

UConn - 59		Record: 8-5 (5-5)													
NO.	Name	Min	FG	3P	FT	Rebounds	Fouls	TP	AS	TO	ST	Blocks	+/-		
			M-A	M-A	M-A	OR DR TOT	PF	FF				BS BA			
5	Isaiah Whaley	F 28:38	2-4	0-0	0-0	2 4 6	5	1	4	0	0	1	0	-8	
12	Tyler Polley	F 20:27	1-8	0-0	1-1	1 2 0	0	0	5	0	0	0	0	-15	
21	Adama Sanogo	F 27:53	4-9	0-0	1-1	2 6 8	4	2	9	0	0	2	5	-1	
0	Jalen Gaffney	G 16:12	2-5	0-1	0-0	0 0 0	4	0	4	1	2	0	0	-12	
4	Tyrese Martin	G 28:42	5-12	2-5	1-2	3 6 9	5	2	13	0	2	1	1	-5	
1	RJ Cole	G 31:02	1-3	3-6	0 2 2	2 5 7	14	6	5	2	0	0	0	-4	
44	Andre Jackson	G 27:46	3-6	0-0	0 4 4	2 1 1	6	2	2	0	1	0	0	-7	
10	Brendan Adams	G 12:40	0-0	0-0	0 0 0	0 0 0	1	0	0	0	0	0	0	-6	
25	Josh Carlton	G 06:40	2-2	0-0	0-0	1 0 1	1	1	4	0	0	0	0	3	
Team						1 1 2			0						
<b>Totals</b>			25-62	4-20	5-9	10 24 34	23	13	59	9	11	6	8	3	-11

Shooting By Period

1st FG%	14-32	43.8%
3PT%	4-10	40.0%
FT%	2-5	40%
2nd FG%	11-30	36.7%
3PT%	0-10	0.0%
FT%	3-4	75%
GM FG%	25-62	40.3%
3PT%	4-20	20.0%
FT%	5-9	55.6%

Dead Ball Rebounds: 3, 1

Technical Fouls: NONE

NO.	Name	Min	FG	3P	FT	Rebounds	Fouls	TP	AS	TO	ST	Blocks	+/-		
			M-A	M-A	M-A	OR DR TOT	PF	FF				BS BA			
14	Noah Horchler	F 36:48	3-7	1-3	2-3	2 8 10	1	4	9	2	1	0	1	12	
0	Nate Watson	C 31:43	6-8	0-0	5-9	2 4 6	2	5	17	2	0	1	1	10	
3	David Duke	G 36:01	5-14	2-5	5-7	2 4 6	3	7	17	2	4	3	0	4	
10	Alyn Breed	G 33:41	2-5	0-2	3-4	0 4 4	1	3	7	1	1	2	0	11	
11	A.J. Reeves	G 38:15	3-11	2-5	2-3	3 4 7	1	3	10	6	1	0	0	11	
21	Ed Crosswell	G 06:25	2-4	0-0	0-0	2 0 2	0	0	4	0	1	0	1	2	
1	Greg Gantt	F 07:59	1-1	0-0	1-1	0 0 0	4	1	3	1	0	0	0	0	
2	Kris Monroe	G 06:42	1-3	1-2	0-0	0 0 0	0	0	3	0	0	0	0	-1	
12	Byrcen Goodine	G 02:26	0-0	0-0	0-0	0 0 0	1	0	0	0	1	0	0	2	
Team						1 3 4			0						
<b>Totals</b>			23-53	6-17	18-27	12 27 39	13	23	70	14	10	6	3	8	11

Technical Fouls: NONE

	CON	PRO
Biggest lead	3 (1st 11:34)	11 (2nd 9:49)
Best Scoring Run	9 (1st 4:54)	7 (1st 3:32)
Lead Changes	9	
Times Tied	5	
Time with Lead	04:57	30:22

Points from	CON	PRO
Turnovers	14	11
Paint	34	24
Second Chance	9	8
Fast Breaks	5	6
Bench	24	10

Period	1st	2nd	TOT
CON	34	25	59
PRO	33	37	70

Game #14 - UConn 80, Xavier 72  
Feb. 13, 2021 - Cintas Center, Cincinnati, Ohio



Official Basketball Box Score - Final  
**UConn at Xavier**  
02/13/21 Cintas Center, Cincinnati  
2020-21 Men's Basketball

Game Time: 12:00 P  
Game Duration: 2:0  
Attendance: 52

Officials: Mike Stephens, Lamar Simpson, Tony Chazza

UConn - 80		Record: 9-5 (6-5)													
NO.	Name	Min	FG	3P	FT	Rebounds	Fouls	TP	AS	TO	ST	Blocks	+/-		
			M-A	M-A	M-A	OR DR TOT	PF	FF				BS BA			
5	Isaiah Whaley	F 31:50	4-9	1-2	3-4	2 8 10	3	4	12	4	2	1	5	0	
21	Adama Sanogo	F 22:04	2-4	0-0	0-0	3 5 8	2	0	4	2	2	0	1	0	
0	Jalen Gaffney	G 20:55	1-6	1-3	0-1	0 1 1	2	3	3	2	1	1	0	-10	
4	Tyrese Martin	G 29:26	6-11	0-2	3-5	2 7 9	2	4	15	2	3	1	1	2	
44	Andre Jackson	G 23:38	2-7	1-6	0-0	1 3 4	4	2	5	3	1	0	0	0	
1	RJ Cole	G 34:44	7-14	5-7	5-6	0 4 4	3	4	24	7	1	2	0	1	
12	Tyler Polley	G 26:59	3-8	2-4	2-2	2 0 2	1	1	10	0	1	0	0	14	
11	Akok Akok	G 10:24	3-4	1-2	0-0	0 0 0	0	0	7	1	0	0	1	0	
Team						2 1 3			0						
<b>Totals</b>			28-63	11-26	13-18	12 29 41	17	18	80	21	11	5	8	3	8

Shooting By Period

1st FG%	15-35	42.9%
3PT%	6-15	40.0%
FT%	2-2	100%
2nd FG%	13-28	46.4%
3PT%	5-11	45.5%
FT%	11-16	68.8%
GM FG%	28-63	44.4%
3PT%	11-26	42.3%
FT%	13-18	72.2%

Dead Ball Rebounds: 1, 0

Technical Fouls: NONE

NO.	Name	Min	FG	3P	FT	Rebounds	Fouls	TP	AS	TO	ST	Blocks	+/-		
			M-A	M-A	M-A	OR DR TOT	PF	FF				BS BA			
25	Jason Carter	F 21:54	0-5	0-1	0-0	1 1 2	0	2	0	0	1	0	0	-6	
32	Zach Freemantle	F 36:55	13-26	2-7	2-3	3 12 15	4	2	30	1	3	1	1	3	
1	Paul Scruggs	G 35:26	3-10	1-5	2-3	1 3 4	4	5	12	3	4	1	2	-4	
5	Adam Kunkel	G 26:33	2-5	2-4	0-0	0 0 0	4	0	6	3	0	1	1	0	
10	Nate Johnson	G 32:37	4-8	4-7	2-2	3 3 6	3	2	14	1	1	0	0	5	
3	Colby Jones	G 21:31	0-2	0-0	5-8	1 2 3	2	5	5	2	0	1	0	-13	
11	Dwon Odom	G 09:12	1-2	0-0	0-0	0 0 0	1	0	2	0	1	0	0	-12	
22	Disonte Miles	G 04:27	0-0	0-0	1-2	1 0 1	0	1	0	0	0	0	0	-11	
0	C.J. Wilcher	G 11:25	2-4	1-3	0-0	0 2 2	0	0	5	0	0	0	0	-3	
Team						0 4 4			0						
<b>Totals</b>			25-62	10-27	12-18	10 27 37	18	17	72	19	9	7	3	8	-8

Technical Fouls: NONE

	UCONN	XAV
Biggest lead	14 (2nd 2:17)	9 (1st 16:31)
Best Scoring Run	6 (1st 11:21)	11 (1st 16:31)
Lead Changes	2	
Times Tied	4	
Time with Lead	28:52	07:56

Points from	UCONN	XAV
Turnovers	10	15
Paint	26	24
Second Chance	12	6
Fast Breaks	13	12
Bench	41	13

Period	1st	2nd	TOT
UCONN	38	42	80
XAV	32	40	72

Game #15 - UConn 73, Providence 61  
Feb. 16, 2021 - Gampel Pavilion, Storrs, Conn.



Official Basketball Box Score - Final  
**Providence at UConn**  
02/16/21 Henry A. Gampel Pavilion, Storrs, Conn.  
2020-21 Men's Basketball

Game Time: 6:30 PM  
Game Duration: 2:05

Officials: Pat Discoll, Jeff Clark, Tim Clougherty

Providence - 61		Record: 11-11 (7-9)													
NO.	Name	Min	FG	3P	FT	Rebounds	Fouls	TP	AS	TO	ST	Blocks	+/-		
			M-A	M-A	M-A	OR DR TOT	PF	FF				BS BA			
14	Noah Horchler	F 31:56	2-8	1-2	4-5	2 3 5	0	3	9	1	1	0	1	-8	
0	Nate Watson	C 25:36	3-9	0-0	0-2	5 1 6	2	3	6	1	0	1	0	-9	
3	David Duke	G 31:53	3-16	1-3	4-4	0 3 3	3	7	11	2	2	0	0	-16	
10	Alyn Breed	G 28:59	5-11	0-2	4-4	0 3 3	2	14	0	1	0	0	1	-7	
11	A.J. Reeves	G 32:58	3-5	2-4	1-1	0 1 1	4	0	9	4	2	0	0	-11	
4	Jared Bynum	G 14:17	2-2	0-0	1-1	1 1 1	1	2	4	2	1	0	0	-1	
21	Ed Crosswell	G 09:14	1-2	0-0	0-0	2 2 3	1	2	0	1	0	0	0	-1	
1	Greg Gantt	G 25:07	2-5	0-1	2-3	2 3 5	2	3	6	2	0	1	1	0	
Team						3 3 6			0						
<b>Totals</b>			21-58	4-12	15-20	12 20 32	17	21	61	9	11	4	2	6	-12

Shooting By Period

1st FG%	11-29	37.9%
3PT%	3-8	37.5%
FT%	6-7	85.7%
2nd FG%	10-29	34.5%
3PT%	1-4	25.0%
FT%	9-13	69.2%
GM FG%	21-58	36.2%
3PT%	4-12	33.3%
FT%	15-20	75.0%

Dead Ball Rebounds: 3, 0

Technical Fouls: NONE

NO.	Name	Min	FG	3P	FT	Rebounds	Fouls	TP	AS	TO	ST	Blocks	+/-	
			M-A	M-A	M-A	OR DR TOT	PF	FF				BS BA		
5	Isaiah Whaley	F 25:34	2-5	0-0	0-2	2 4 6	4	3	4	2	1	1	3	14
21	Adama Sanogo	F 10:58	1-2	0-0	0 0 4	3 1 2	0	3	0	1	0	0	0	
1	RJ Cole	G 35:22	5-13	1-3	2-2	0 4 4	2	4	13	5	2	1	0	14
4	Tyrese Martin	G 36:00	8-16	2-3	0-0	4 3 7	1	0	18	0	1	0	0	17
44	Andre Jackson	G 21:27	1-2	0-0	0 1 3	4 0 2	0	1	0	0</				



# 2020-21 UCONN GAME-BY-GAME BOX SCORES

Game #17 - UConn 70, Georgetown 57  
Feb. 23, 2021 - McDonough Arena, Washington, D.C.



Official Basketball Box Score - Final  
**UConn at Georgetown**  
02/23/21 McDonough Arena, Washington  
2020-21 Men's Basketball

Game Time: 9:00 PM  
Game Duration: 2:08

Officials: Pat Driscoll, Lamar Simpson, Kipp Kissinger

UConn - 70

Record: 11-6 (8-6)

NO.	Name	Min	FG	3P	FT	Rebounds	Fouls	TP	AS	TO	ST	Blocks	+	-
			M/A	M/A	M/A	OR DR TOT	PF					BS BA		
5	Isaiah Whaley	F 21:47	3-6	0-0	1-2	6 1 7	5	1	7	0	1	1	2	1
21	Adama Sanogo	F 21:20	4-7	0-0	0-1	3 4 7	3	2	8	2	1	0	2	0
1	RJ Cole	G 33:47	8-16	0-2	1-2	1 4 5	1	2	17	7	0	6	0	0
2	James Bouknight	G 34:16	8-17	1-3	3-8	1 9 10	1	4	20	1	3	0	0	0
4	Tyrese Martin	G 27:53	3-7	0-1	2-3	2 3 5	2	2	8	2	0	1	1	1
44	Andre Jackson	G 12:12	0-1	0-0	0-0	1 2 3	3	0	0	3	1	0	0	1
25	Josh Carlton	09:38	1-3	0-0	0-0	2 2 4	3	0	2	0	1	0	0	0
0	Jalen Gaffney	09:53	1-1	0-0	1-2	1 1 2	1	1	3	0	2	0	0	0
12	Tyler Polley	25:59	2-8	1-5	0-0	1 1 2	1	1	5	0	1	0	0	0
10	Brendan Adams	03:15	0-0	0-0	0-0	0 1 1	0	0	0	0	0	0	0	0
<b>Totals</b>			30-66	2-11	8-13	18 28 46	20	13	70	12	14	8	5	3

**Shooting By Period**

1<sup>st</sup> FG% 12-34 35.3%  
3PT% 0-5 0.0%  
FT% 1-3 33.3%

2<sup>nd</sup> FG% 18-32 56.3%  
3PT% 2-6 33.3%  
FT% 7-10 70%

GM FG% 30-66 45.3%  
3PT% 2-11 18.2%  
FT% 8-13 61.5%

Dead Ball Rebounds: 2

Technical Fouls: NONE

Georgetown - 57

Record: 7-11 (5-8)

NO.	Name	Min	FG	3P	FT	Rebounds	Fouls	TP	AS	TO	ST	Blocks	+	-
			M/A	M/A	M/A	OR DR TOT	PF					BS BA		
1	Jamorko Pickett	F 37:34	3-12	0-5	4-4	1 2 3	3	2	10	3	3	1	1	0
4	Chudier Bile	F 24:46	1-8	1-2	2-3	1 3 4	5	2	5	0	2	2	1	3
34	Qudus Wahab	C 32:24	5-6	0-0	8-12	3 7 10	2	9	18	1	5	0	1	0
00	Jahvon Blair	G 32:50	4-10	1-5	0-0	0 0 0	0	3	9	1	2	1	0	0
2	Dante Harris	G 37:21	4-11	1-6	1-2	1 2 3	2	3	10	3	2	3	0	0
5	Timothy Ligeofe	07:36	1-3	0-0	0-0	0 2 2	0	0	2	0	0	1	0	1
13	Donald Carey	16:16	0-2	0-0	0-0	0 3 3	0	1	0	1	0	2	0	1
14	Jamari Sibley	08:34	1-1	1-1	0-0	0 0 0	0	0	3	0	1	0	0	0
20	T.J. Berger	02:39	0-0	0-0	0-0	0 0 0	1	0	0	0	0	0	0	0
<b>Totals</b>			19-53	4-19	15-21	9 21 30	13	20	57	9	15	10	3	5

**Shooting By Period**

1<sup>st</sup> FG% 7-27 25.9%  
3PT% 3-11 27.3%  
FT% 9-11 81.8%

2<sup>nd</sup> FG% 12-26 46.2%  
3PT% 1-8 12.5%  
FT% 6-10 60%

GM FG% 19-53 35.8%  
3PT% 4-19 21.1%  
FT% 15-21 71.4%

Dead Ball Rebounds: 2

Technical Fouls: NONE

UCONN	GEO
Biggest lead	14 (2 <sup>nd</sup> 2:30) 2 (2 <sup>nd</sup> 14:59)
Best Scoring Run	10 (1 <sup>st</sup> 17:14) 9 (1 <sup>st</sup> 1:38)
Lead Changes	14
Times Tied	7
Time with Lead	33:25 04:38

Points from	UCONN	GEO
Turnovers	15	13
Paint	50	24
Second Chance	9	11
Fast Breaks	2	8
Bench	10	5

Period by Period Scoring	UCONN	GEO
1st	25	45
2nd	45	70
TOT	70	57

Game #18 - UConn 80, Marquette 62  
Feb. 27, 2021 - Gampel Pavilion, Storrs, Conn.



Official Basketball Box Score - Final  
**Marquette at UConn**  
02/27/21 Harry A. Gampel Pavilion, Storrs, Conn.  
2020-21 Men's Basketball

Game Time: 2:30 PM  
Game Duration: 2:03

Officials: Brian O'Connell, Mico Roberts, Earl Walton

Marquette - 62

Record: 11-13 (6-11)

NO.	Name	Min	FG	3P	FT	Rebounds	Fouls	TP	AS	TO	ST	Blocks	+	-
			M/A	M/A	M/A	OR DR TOT	PF					BS BA		
4	Theo John	F 24:54	3-5	0-0	0-0	0 1 1	1	4	6	0	2	0	0	0
23	Jamal Cain	F 30:15	2-6	1-2	0-1	2 5 7	2	2	5	0	1	0	0	1
33	Dawson Garcia	F 30:55	5-10	1-2	7-9	3 5 8	1	8	18	0	2	0	1	0
5	Greg Elliott	G 25:24	2-4	2-3	0-0	0 1 1	3	1	6	1	1	0	0	0
21	D.J. Carton	G 21:07	0-9	0-5	2-4	3 1 4	1	4	2	3	3	1	0	1
2	Justin Lewis	20:49	5-9	0-1	4-5	1 1 2	3	3	14	0	2	1	1	0
25	Koby McEwen	24:14	1-3	0-0	0-0	1 1 2	4	0	3	1	0	1	0	1
55	Jose Perez	10:23	1-5	0-2	0-0	0 1 1	0	0	2	0	0	0	0	0
10	Symir Torrence	11:59	3-5	0-1	1-2	0 0 0	0	1	7	1	0	0	0	0
<b>Totals</b>			22-56	4-16	14-21	15 22 37	15	23	62	8	15	3	2	3

**Shooting By Period**

1<sup>st</sup> FG% 8-27 29.6%  
3PT% 3-8 37.5%  
FT% 2-6 33.3%

2<sup>nd</sup> FG% 14-29 48.3%  
3PT% 1-8 12.5%  
FT% 12-15 80%

GM FG% 22-56 39.3%  
3PT% 4-16 25.0%  
FT% 14-21 66.7%

Dead Ball Rebounds: 1, 0

Technical Fouls: NONE

UConn - 80

Record: 12-6 (8-6)

NO.	Name	Min	FG	3P	FT	Rebounds	Fouls	TP	AS	TO	ST	Blocks	+	-
			M/A	M/A	M/A	OR DR TOT	PF					BS BA		
5	Isaiah Whaley	F 15:50	2-3	0-0	0-0	1 1 2	4	1	4	1	1	1	1	0
21	Adama Sanogo	F 15:07	2-6	0-0	0-0	1 6 7	4	0	4	0	0	0	0	1
1	RJ Cole	G 33:33	9-14	3-6	0-1	1 2 3	1	3	21	3	2	0	0	0
2	James Bouknight	G 31:00	9-15	4-6	1-1	1 2 2	2	2	24	1	2	2	0	0
4	Tyrese Martin	G 22:38	3-7	0-2	0-0	3 5 8	5	1	6	0	1	0	1	0
25	Josh Carlton	11:45	0-1	0-0	0-0	0 0 0	0	0	0	0	0	0	0	0
44	Andre Jackson	27:29	3-5	0-1	2-2	1 7 8	3	3	8	2	1	1	0	0
0	Jalen Gaffney	17:36	2-6	0-2	0-0	0 0 0	0	0	1	3	4	0	1	0
12	Tyler Polley	21:28	3-7	3-6	0-0	2 2 0	0	0	9	1	0	0	1	0
11	Akrok Akrok	03:34	0-0	0-0	0-0	0 1 1	1	0	0	0	0	0	0	0
<b>Totals</b>			33-64	6-21	8-9	10 25 35	23	15	80	12	7	5	3	2

**Shooting By Period**

1<sup>st</sup> FG% 16-31 51.6%  
3PT% 4-11 36.4%  
FT% 2-2 100%

2<sup>nd</sup> FG% 17-33 51.5%  
3PT% 2-10 20.0%  
FT% 6-7 85.7%

GM FG% 33-64 51.6%  
3PT% 6-21 28.6%  
FT% 8-9 88.9%

Dead Ball Rebounds: 0, 0

Technical Fouls: NONE

MARQ	UCONN
Biggest lead	5 (1 <sup>st</sup> 16:19) 20 (2 <sup>nd</sup> 14:18)
Best Scoring Run	7 (1 <sup>st</sup> 16:19) 10 (1 <sup>st</sup> 8:12)
Lead Changes	2
Times Tied	1
Time with Lead	04:55 34:20

Points from	MARQ	UCONN
Turnovers	7	13
Paint	24	40
Second Chance	9	13
Fast Breaks	1	17
Bench	25	21

Period by Period Scoring	MARQ	UCONN
1st	21	41
2nd	41	80
TOT	62	80

Game #19 - UConn 69, Seton Hall 58  
March 3, 2021 - Prudential Center, Newark, N.J.



Official Basketball Box Score - Final  
**UConn at Seton Hall**  
03/03/21 Prudential Center, Newark  
2020-21 Men's Basketball

Game Time: 6:30 PM  
Game Duration: 1:57  
Attendance: 1,756

Officials: James Breeding, Roger Ayers, Evon Burroughs

UConn - 69

Record: 13-6 (10-6)

NO.	Name	Min	FG	3P	FT	Rebounds	Fouls	TP	AS	TO	ST	Blocks	+	-
			M/A	M/A	M/A	OR DR TOT	PF					BS BA		
5	Isaiah Whaley	F 32:46	8-14	1-3	0-0	5 5 10	0	1	17	2	1	1	2	1
21	Adama Sanogo	F 31:04	7-11	0-0	2-2	4 5 9	3	2	16	1	1	1	2	1
1	RJ Cole	G 34:59	5-12	2-3	2-2	0 3 3	1	3	14	1	1	0	0	0
2	James Bouknight	G 28:59	4-13	1-3	7-8	0 6 6	4	5	16	2	3	1	0	1
4	Tyrese Martin	G 31:00	0-3	0-2	0-0	1 5 6	2	1	0	1	2	2	0	0
12	Tyler Polley	13:24	0-1	0-0	0-0	0 0 0	0	0	0	0	0	0	0	0
0	Jalen Gaffney	11:38	1-3	0-1	2-2	0 1 1	2	1	4	0	2	0	0	0
44	Andre Jackson	16:10	0-0	0-0	2-2	0 1 1	2	2	2	0	2	0	0	0
<b>Totals</b>			25-57	4-12	15-16	13 27 40	14	15	69	8	13	5	4	3

**Shooting By Period**

1<sup>st</sup> FG% 11-29 37.9%  
3PT% 3-8 37.5%  
FT% 2-2 100%

2<sup>nd</sup> FG% 14-28 50.0%  
3PT% 1-4 25.0%  
FT% 13-14 92.9%

GM FG% 25-57 43.9%  
3PT% 4-12 33.3%  
FT% 15-16 93.8%

Dead Ball Rebounds: 1, 1

Technical Fouls: NONE

Seton Hall - 58

Record: 13-11 (10-8)

NO.	Name	Min	FG	3P	FT	Rebounds	Fouls	TP	AS	TO	ST	Blocks	+	-
			M/A	M/A	M/A	OR DR TOT	PF							

# 2020-21 UCONN GAME-BY-GAME BOX SCORES

**Game #21 - UConn 94, DePaul 60**  
**BIG EAST Tournament Quarterfinals**  
 March 11, 2021 - Madison Square Garden, New York, N.Y.

**Game #22 - Creighton 59, UConn 56**  
**BIG EAST Tournament Semifinals**  
 March 12, 2021 - Madison Square Garden, New York, N.Y.

Official Basketball Box Score - Final  
**DePaul at UConn**  
 03/11/21 Madison Square Garden, New York  
 2020-21 Men's Basketball  
 Game Time: 9:00 PM  
 Game Duration: 2:06  
 Attendance: 824  
 Officials: Evon Burroughs, Tony Chiazza, Pat Driscoll

DePaul - 60 Record: 5-14

NO.	Name	Min	FG	3P	FT	Rebounds	Fouls	TP	AS	TO	ST	Blocks	+/-	
			M/A	M/A	M/A	OR DR TOT	PF					BS BA		
1	Romeo Weems	25:01	1-6	0-1	2-3	3 2 5	4	2	0	0	0	0	-18	
33	Pauly Paulicap	24:10	2-5	0-0	0-1	1 3 4	4	2	1	2	1	2	-24	
4	Javon Freeman-Liberty	28:16	6-12	1-1	6-7	1 3 4	4	4	19	1	4	1	0	-22
10	Ray Salavea	G 23:32	4-8	2-3	0-0	0 2 2	2	0	10	1	3	1	0	-13
11	Charlie Moore	G 29:11	3-9	0-2	2-3	0 6 6	3	4	8	2	2	0	0	-23
14	Nick Ongenda	10:19	1-2	0-0	2-2	1 0 1	2	1	4	0	0	0	0	-11
32	David Jones	12:21	0-4	0-0	0-0	2 2 4	2	1	0	1	0	0	0	-11
13	Darius Hall	06:41	0-1	0-0	0-0	0 0 0	0	1	0	0	0	0	0	-10
23	Courvazier McCauley	05:33	1-3	0-2	0-0	0 0 0	0	0	2	0	0	0	0	-14
3	Kobe Elvis	18:23	3-6	1-2	0-0	0 0 0	2	0	7	1	0	0	1	-21
5	Keon Edwards	14:33	0-1	0-0	2-2	1 0 1	0	2	2	0	1	0	0	-11
20	Brendan Favre	00:59	0-0	0-0	0-0	0 0 0	0	0	0	0	0	0	0	-4
30	Max Williams	00:59	0-0	0-0	0-0	0 0 0	0	0	0	0	0	0	0	-4
<b>Team</b>						2 3 5			0					
<b>Totals</b>		21:57	4-11	14-18	11 21 32	23 17	60	8	15	3	2	8	34	

Technical Fouls: NONE

Official Basketball Box Score - Final  
**UConn at Creighton**  
 03/12/21 Madison Square Garden, New York  
 2020-21 Men's Basketball  
 Game Time: 9:00 PM  
 Game Duration: 2:05  
 Attendance: 824  
 Officials: Jeff Anderson, Tim Clougherty, Pat Driscoll

UConn - 56 Record: 15-7

NO.	Name	Min	FG	3P	FT	Rebounds	Fouls	TP	AS	TO	ST	Blocks	+/-		
			M/A	M/A	M/A	OR DR TOT	PF					BS BA			
5	Isaiah Whaley	F 32:27	4-8	1-1	4-6	4 3 7	1	3	13	1	0	1	0	2	
21	Adama Sanogo	F 20:58	6-9	0-0	1-2	0 5 5	4	1	13	0	2	0	1	0	12
1	RJ Cole	G 29:59	2-6	1-1	0-0	0 2 2	1	2	5	3	1	0	0	0	6
2	James Bouknight	G 33:09	4-14	0-3	6-7	1 7 8	1	8	14	2	4	1	0	0	-2
4	Tyrese Martin	G 28:21	1-7	0-2	0-0	2 4 6	1	0	2	1	0	0	0	1	-4
25	Josh Carlton	04:03	1-3	0-0	0-0	1 0 1	1	0	2	0	0	0	0	0	-6
0	Jalen Gaffney	19:47	0-4	0-1	2-2	0 0 0	1	2	1	2	1	0	1	0	-11
12	Tyler Polley	19:08	1-5	1-5	2-2	1 0 1	2	1	5	0	0	0	0	0	-6
44	Andre Jackson	12:09	0-2	0-1	0-0	0 3 3	2	1	0	2	1	1	0	0	-6
<b>Team</b>						0 0 0			0						
<b>Totals</b>		19:58	3-14	15-19	9 24 33	13 17	56	10	8	4	1	3	3		

Technical Fouls: NONE

UConn - 94 Record: 15-6

NO.	Name	Min	FG	3P	FT	Rebounds	Fouls	TP	AS	TO	ST	Blocks	+/-		
			M/A	M/A	M/A	OR DR TOT	PF					BS BA			
5	Isaiah Whaley	F 23:11	2-8	0-3	1-2	4 4 8	0	3	5	3	1	1	4	0	20
21	Adama Sanogo	F 15:32	6-9	0-0	2-4	2 1 3	3	2	14	0	1	1	1	1	18
1	RJ Cole	G 23:26	5-10	3-5	1-1	1 0 1	1	5	14	8	1	1	0	0	28
2	James Bouknight	G 20:49	4-11	0-4	2-2	1 4 5	1	3	19	5	0	3	0	1	19
4	Tyrese Martin	G 27:25	4-11	1-4	5-7	4 6 10	0	4	14	0	0	0	1	0	29
25	Josh Carlton	11:07	2-4	0-0	0-0	1 1 3	0	4	0	1	2	0	0	0	4
44	Andre Jackson	15:06	3-4	0-0	0-0	1 2 3	4	0	6	3	2	1	0	0	7
12	Tyler Polley	19:03	3-7	2-5	1-1	3 2 5	3	3	9	0	0	0	2	0	19
0	Jalen Gaffney	23:57	2-5	1-3	2-2	1 1 2	1	1	7	0	1	1	0	0	18
10	Brendan Adams	10:04	1-4	0-2	4-4	0 2 2	0	2	6	1	0	0	0	0	6
13	Richie Springs	07:38	1-2	0-1	0-0	1 1 2	1	0	2	0	0	0	0	0	2
20	Andrew Hurley	02:42	1-1	1-1	0-0	0 0 0	0	0	3	0	0	0	0	0	0
<b>Team</b>						6 5 11			0						
<b>Totals</b>		34:76	8-28	18-23	24 29 53	17 23	94	20	8	8	8	2	34		

Technical Fouls: NONE

Creighton - 59 Record: 20-7

NO.	Name	Min	FG	3P	FT	Rebounds	Fouls	TP	AS	TO	ST	Blocks	+/-		
			M/A	M/A	M/A	OR DR TOT	PF					BS BA			
13	Christian Bishop	F 27:19	5-7	0-0	1-4	2 5 7	4	4	11	0	2	1	0	2	
23	Damien Jefferson	F 34:55	4-13	1-4	5-8	7 5 12	0	4	14	1	3	0	1	0	3
11	Marcus Zegarowski	G 38:03	6-14	1-4	0-0	0 4 4	4	2	0	13	3	3	0	0	3
24	Mitch Ballock	G 34:20	3-11	1-6	2-2	0 1 1	1	3	2	9	-3	1	0	0	1
34	Denzel Mahoney	G 30:51	1-9	1-3	0-0	0 8 8	4	2	3	0	0	1	0	1	-8
5	Alex O'Connell	09:45	1-1	0-0	0-0	3 5 8	1	0	2	0	0	1	0	0	10
32	Ryan Kalkbrenner	12:41	2-5	0-0	0-0	3 0 3	1	1	4	0	1	0	0	0	1
4	Shereef Mitchell	07:01	1-2	1-1	0-0	0 1 1	2	0	3	0	1	0	0	0	3
0	Antwan Jones	05:05	0-0	0-0	0-0	0 0 0	0	0	0	0	0	0	1	0	0
<b>Team</b>						2 4 6			0						
<b>Totals</b>		23:62	5-18	6-14	17 33 50	17 13	59	7	13	3	3	1	3		

Technical Fouls: NONE

Dep	UCO	Points from Turnovers	Dep	UCO	
3 (1 <sup>st</sup> 18:18)	39 (2 <sup>nd</sup> 0:59)	13	26		
<b>Best Scoring Run</b>	5 (2 <sup>nd</sup> 15:31)	30	50		
<b>Lead Changes</b>	1	22	38	60	
<b>Times Tied</b>	1	UCO	45	49	94
<b>Time with Lead</b>	02:20	36:55	Bench	15	37

UCO	CRE	Points from Turnovers	UCO	CRE	
11 (1 <sup>st</sup> 14:31)	6 (1 <sup>st</sup> 1:02)	6	7		
<b>Best Scoring Run</b>	7 (1 <sup>st</sup> 14:31)	26	32		
<b>Lead Changes</b>	3	26	32		
<b>Times Tied</b>	10	UCO	26	30	56
<b>Time with Lead</b>	24:16	08:50	Fast Breaks	5	5
		Bench	9	9	

**Game #23 - Maryland 63, UConn 54**  
**NCAA Championship First Round**  
 March 20, 2021 - Mackey Arena, West Lafayette, Ind.

Official Basketball Box Score - Final  
**Maryland at UConn**  
 03/20/21 Mackey Arena, West Lafayette  
 NCAA Division I Men's Basketball Championship - First Round  
 Game Time: 7:10 PM  
 Game Duration: 2:18  
 Officials: Ron Groover, Paul Steib, A.J. Pesal

Maryland - 63 Record: 17-13

NO.	Name	Min	FG	3P	FT	Rebounds	Fouls	TP	AS	TO	ST	Blocks	+/-		
			M/A	M/A	M/A	OR DR TOT	PF					BS BA			
24	Donta Scott	F 32:39	4-7	1-2	3-4	0 4 4	1	4	12	1	1	0	2	0	8
2	Aaron Wiggins	G 33:05	5-9	4-6	0-0	0 5 5	4	2	14	1	3	1	2	2	9
5	Eric Ayala	G 34:18	8-14	3-5	4-4	1 4 5	2	4	23	2	2	3	0	2	9
11	Darryl Morsell	G 35:44	2-5	1-2	2-2	0 7 7	5	3	7	4	1	0	0	0	2
13	Hakim Hart	G 35:43	3-5	0-1	0-0	1 4 5	0	1	6	4	2	0	0	0	10
25	Jairus Hamilton	16:36	0-2	0-2	0-2	0 0 0	1	1	0	0	0	0	0	0	4
30	Galin Smith	07:21	0-1	0-0	1-2	1 0 1	1	2	1	0	1	0	0	0	1
12	Reese Mona	04:34	0-0	0-0	0-0	0 0 0	0	0	1	0	0	0	0	0	2
<b>Team</b>						1 1 2			0						
<b>Totals</b>		22:43	9-18	10-14	4 25 29	14 17	63	13	11	4	4	5	9		

Technical Fouls: NONE

UConn - 54 Record: 15-8

NO.	Name	Min	FG	3P	FT	Rebounds	Fouls	TP	AS	TO	ST	Blocks	+/-		
			M/A	M/A	M/A	OR DR TOT	PF					BS BA			
5	Isaiah Whaley	F 34:56	3-8	0-2	2-2	5 2 7	1	2	6	4	0	2	2	0	-9
21	Adama Sanogo	F 16:08	2-7	0-0	0-0	4 0 4	2	1	4	0	1	0	0	1	-5
1	RJ Cole	G 29:34	3-12	3-7	0-0	3 3 6	1	2	9	3	0	0	0	0	-11
2	James Bouknight	G 39:40	6-16	1-6	2-6	1 4 5	2	7	15	1	3	0	0	1	-6
4	Tyrese Martin	G 29:16	1-10	0-0	0-0	7 4 11	1	0	2	0	1	0	3	2	-9
12	Tyler Polley	20:43	2-5	2-5	0-0	0 0 0	1	0	6	0	0	0	0	0	2
0	Jalen Gaffney	20:04	4-6	1-2	3-4	0 2 2	3	2	12	1	3	3	0	0	-4
25	Josh Carlton	02:04	0-0	0-0	0-0	1 1 2	0	0	0	1	1	0	0	0	1
44	Andre Jackson	07:35	0-1	0-1	0-0	1 2 3	4	0	0	1	1	0	0	0	-4
<b>Team</b>						1 0 1			0						
<b>Totals</b>		21:65	7-23	5-12	22 18 40	17 14	54	10	10	6	5	4	-9		

Technical Fouls: NONE

MAR	UCO	Points from Turnovers	MAR	UCO	
14 (2 <sup>nd</sup> 16:45)	3 (1 <sup>st</sup> 18:52)	13	9		
<b>Best Scoring Run</b>	10 (1 <sup>st</sup> 5:45)	24	28		
<b>Lead Changes</b>	3	22	32	54	
<b>Times Tied</b>	3	UCO	33	30	63
<b>Time with Lead</b>	35:37	01:34	Bench	1	18



# Dog Houses: Homes of the Huskies



**Gampel Pavilion**  
Storrs

**Opened:** January, 1990  
**Current capacity:** 10,167  
**UConn record:** 202-40 (.835)



**XL Center**  
Hartford

**Opened:** January, 1976  
**Current capacity:** 15,564  
**UConn record:** 276-103 (.728)





# Werth Family UConn Basketball Champions Center



The Werth Family UConn Basketball Champions Center opened its doors in October, 2014, giving the UConn men's and women's basketball programs one of the finest practice facilities in the country.

Built on the site of what was Memorial Stadium, the former on-campus home of the football Huskies, the Werth Family Champions Center is located on Jim Calhoun Way, adjacent to Gampel Pavilion and provides the UConn men's and women's basketball programs each with a place to call their own.

Built at an estimated cost of \$40 million, the 78,200-square foot facility consists of two massive and identical wings, containing practice courts, locker rooms, coaches' offices, athletic training rooms, strength and conditioning areas, areas for sports medicine, film rooms, fully-equipped academic study areas, dining areas, and is filled with memorabilia celebrating the two programs' combined 15 national championships and decades of success.

The practice courts for each team include one full-size court and two half-courts and a dedicated free throw shooting basket, equaling eight goals per court. A viewing balcony allows coaches and visitors to observe practices with ample space for video equipment to record practice sessions from an elevated position.







Team locker rooms are state-of-the-art, equipped with spacious individual lockers, each with a combination-lock slide-out closet to house valuables.

There are three meeting rooms in the building and each program has student lounges, featuring space to relax, socialize, play video games, or watch TV. There is a full dining area and buffet style serving area on the second floor, ensuring that the athletes get proper nutrition.

The sports medicine components include areas for testing, hydrotherapy, treatment and taping, doctor's office,

and state-of-the-art rehab equipment.

The spacious academic area includes numerous computer-equipped study stations as well as private academic counseling rooms.

Combining with The Burton Family Football Complex and Mark R. Shenkman Training Center, just a short walk away, the Werth Family UConn Basketball Champions Center gives the University of Connecticut on-campus practice and training facilities for football and men's and women's basketball that rank among the finest in the nation.





# UConn Men's Basketball On The Air

## RADIO COVERAGE



97.9 FM ESPN (Hartford)

WAVZ 1300 AM (New Haven)  
 WINE 940 AM (Danbury)  
 WGCH 1490 AM (Greenwich)

WICC 600 AM (Bridgeport)  
 WATR 1320 AM (Waterbury)  
 WILI 1400 AM (Willimantic)

Satellite Radio: SIRIUS, XM

Westwood One



MIKE CRISPINO



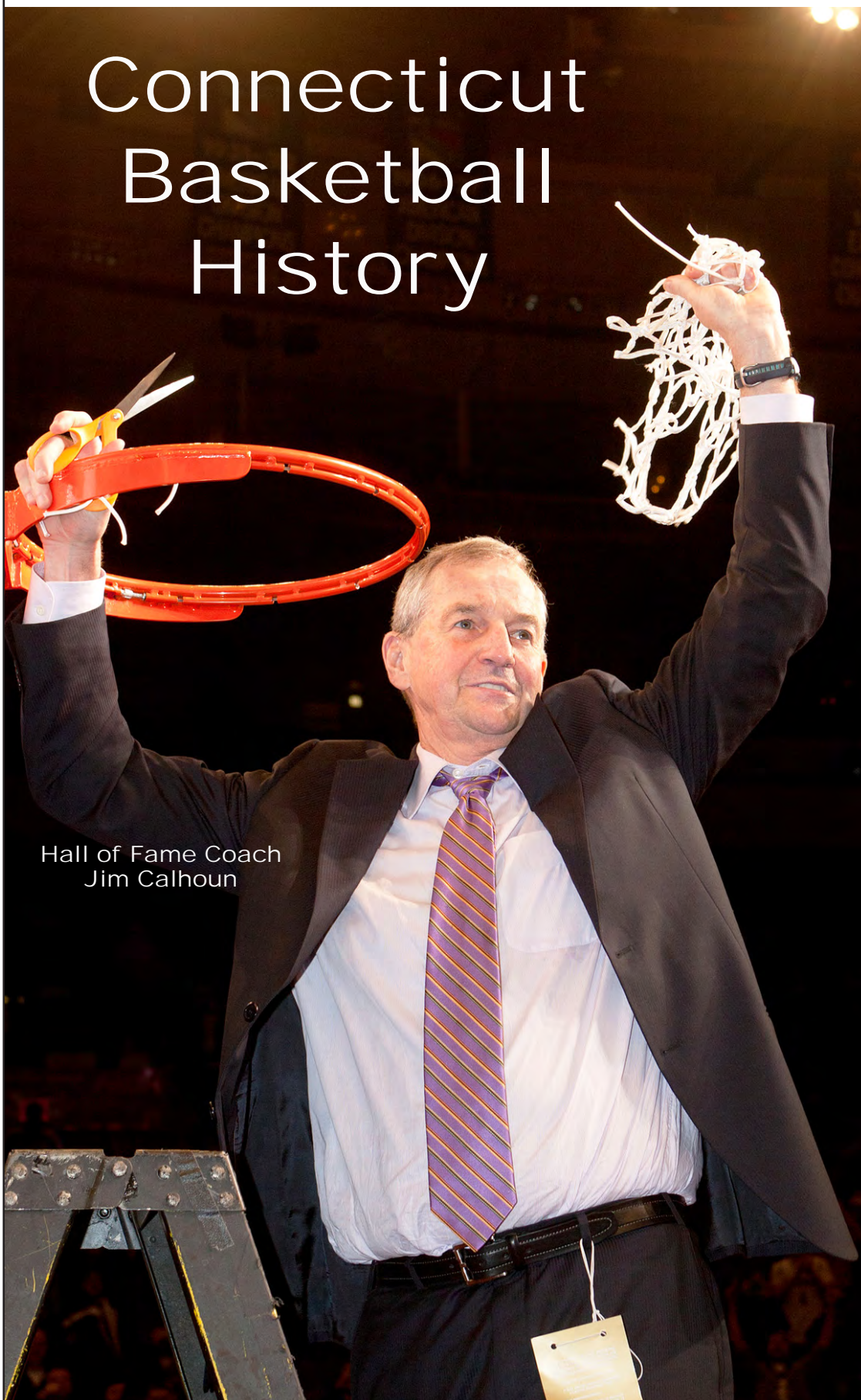
WAYNE NORMAN

## TELEVISION COVERAGE





# Connecticut Basketball History




Hall of Fame Coach  
Jim Calhoun





### ALL-TIME HEAD COACHES

## UConn Basketball All-Time Head Coaches



**HUGH GREER**  
1946-63  
287-113 (.718)



**DEE ROWE**  
1969-77  
120-88 (.577)



**JIM CALHOUN**  
1986-2012  
625-243 (.720)

Years	Coach	W	L	PCT.
Pre-1915	No Coach	45	44	.506
1915-19	John F. Donahue	11	23	.324
1919-21	M.R. Swartz	14	14	.500
1921-22	J.W. Tasker	15	5	.750
1922-23	Roy J. Guyer	8	6	.571
1923-27	Sumner A. Dole	39	25	.609
1927-31	Louis A. Alexander	35	19	.648
1931-36	John J. Heldman, Jr.	19	42	.311
1935-36	J.O. Christian (Interim)	3	10	.231
1936-45	Don White	94	59	.614
1945-46	Blair Gullion	14	7	.667
1946-63	Hugh S. Greer	287	113	.718
1963	George Wigton (Interim)	11	4	.733
1963-67	Fred A. Shabel	72	29	.713
1967-69	Burr Carlson	16	32	.333
1969-77	Donald "Dee" Rowe	120	88	.577
1977-86	Dom Perno	139	114	.549
1986-12	James Calhoun	625	243	.720
2012-18	Kevin Ollie	127	79	.617*
*64 games vacated during 2016-17, 2017-18; official NCAA record 97-45				
2018-21	Dan Hurley	50	37	.575
<b>Totals</b>		<b>1744</b>	<b>993</b>	<b>.637*</b>
*64 games vacated during 2016-17, 2017-18; official NCAA record 1714-959 (.641)				

### UConn Basketball All-Time Assistant Coaches

Greg Ashford (8 seasons)	85-86, 84-85, 83-84, 82-83, 81-82, 80-81, 79-80, 78-79
Fred Barakat (1 season)	69-70
Steven F. Bell (4 seasons)	75-76, 74-75, 73-74, 72-73
George Blaney (12 seasons)	12-13, 11-12, 10-11, 09-10, 08-09, 07-08, 06-07, 05-06, 04-05, 03-04, 02-03, 01-02
Don Burns (1 season)	60-61
Bill Cardarelli (1 season)	86-87
Burr Carlson (3 seasons)	66-67, 65-66, 64-65
Raphael Chillioux (1 season)	17-18
Jack Coniam (2 seasons)	68-69, 67-68
James Connors (1 season)	49-50
Howie Dickenman (14 seasons)	95-96, 94-95, 93-94, 92-93, 91-92, 90-91, 89-90, 88-89, 87-88, 86-87, 85-86, 84-85, 83-84, 82-83
Kevin Freeman (1 season)	20-21
Bill Gaertner (1 season)	71-72
Hugh Greer (1 season)	46-47
Karl Hobbs (12 seasons)	15-16, 14-15, 13-14, 12-13, 00-01, 99-00, 98-99, 97-98, 96-97, 95-96, 94-95, 93-94
Charles Hovarth (2 seasons)	48-49, 47-48
Kenya Hunter (3 seasons)	19-20, 18-19
Billy Kalbaugh (1 season)	70-71
Dwayne Killings (2 seasons)	17-18, 16-17
Andre LaFleur (7 seasons)	10-11, 09-10, 08-09, 07-08, 06-07, 05-06, 04-05
Dave Leitao (14 seasons)	01-02, 00-01, 99-00, 98-99, 97-98, 96-97, 93-94, 92-93, 91-92, 90-91, 89-90, 88-89, 87-88, 86-87
Mike McKay (1 season)	83-84
Glen Miller (13 seasons)	16-17, 15-16, 14-15, 13-14, 12-13, 11-12, 92-93, 91-92, 90-91, 89-90, 88-89, 87-88, 86-87
Ricky Moore (5 seasons)	17-18, 16-17, 15-16, 14-15, 13-14
Tom Moore (17 seasons)	21-22, 20-21, 19-20, 18-19, 06-07, 05-06, 04-05, 03-04, 02-03, 01-02, 00-01, 99-00, 98-99, 97-98, 96-97, 95-96, 94-95
Luke Murray (1 season)	21-22
Charles Muzikevik (1 season)	49-50
Jim O'Brien (5 seasons)	81-82, 80-81, 79-80, 78-79, 77-78
Kevin Ollie (2 seasons)	11-12, 10-11
Dom Perno (5 seasons)	76-77, 75-76, 74-75, 73-74, 72-73
Arthur A. Perry (2 seasons)	77-78, 76-77
Steve Pikiell (1 season)	91-92
Nick Rodis (8 seasons)	61-62, 60-61, 59-60, 58-59, 57-58, 56-57, 55-56, 54-55
Patrick Sellers (3 seasons)	09-10, 08-09, 07-08
Steve Siegrist (4 seasons)	85-86, 84-85, 83-84, 82-83
Bob Staak (2 seasons)	73-74, 72-73
Dick Stewart (1 season)	69-70
Bill Stuart (4 seasons)	82-83, 81-82, 80-81, 79-80
Dan Switchenko (1 season)	74-75
Jim Valvano (2 seasons)	71-72, 70-71
Clyde Vaughan (2 seasons)	03-04, 02-03
Stan Ward (2 seasons)	53-54, 52-53
George L. Wigton (3 seasons)	63-64, 62-63, 61-62
Scott Wissell (2 seasons)	90-91, 89-90
Paul White (1 season)	52-53
Ted Woodward (3 seasons)	88-89, 87-88, 86-87
Kimani Young (4 seasons)	21-22, 20-21, 19-20, 18-19

\*-- list includes assistant coaches from 1946-47 through present.

## YEAR-BY-YEAR TEAM RECORDS

Year	Head Coach	Overall Record	Conference Record	Home Record	Away Record	Neutral Record	UC Pts. Scored	Opp.Pts Scored	Post Season
1900-01	No Coach	1-0	NA	NA	NA	NA	17	12	--
1901-02	No Coach	5-5	NA	NA	NA	NA	303	231	--
1902-03	No Coach	5-2	NA	NA	NA	NA	121	121	--
1903-04	No Coach	6-3	NA	NA	NA	NA	277	211	--
1904-05	No Coach	3-3	NA	NA	NA	NA	256	228	--
1905-06	No Coach	6-3	NA	NA	NA	NA	549	268	--
1906-07	No Coach	5-7	NA	NA	NA	NA	428	354	--
1907-08	No Coach	6-9	NA	NA	NA	NA	276	401	--
1908-09	No Coach								
1909-10	No Coach								
1910-11	No Coach	1-2	NA	NA	NA	NA	82	98	--
1911-12	No Coach	6-3	NA	NA	NA	NA	244	192	--
1912-13	No Coach	0-3	NA	NA	NA	NA	44	150	--
1913-14	No Coach								
1914-15	No Coach	1-4	NA	NA	NA	NA	96	118	--
1915-16	John F. Donahue	5-3	NA	NA	NA	NA	269	184	--
1916-17	John F. Donahue	4-6	NA	NA	NA	NA	256	279	--
1917-18	John F. Donahue	1-6	NA	NA	NA	NA	163	240	--
1918-19	John F. Donahue	1-8	NA	NA	NA	NA	247	333	--
1919-20	M.R. Schwartz	7-5	NA	NA	NA	NA	397	307	--
1920-21	M.R. Schwartz	7-9	NA	NA	NA	NA	412	426	--
1921-22	J.W. Tasker	15-4	NA	NA	NA	NA	543	472	--
1922-23	J.W. Tasker/Roy Guyer	8-7	NA	NA	NA	NA	429	433	--
1923-24	Sumner A. Dole	4-8	NA	NA	NA	NA	302	326	--
1924-25	Sumner A. Dole	10-4	NA	NA	NA	NA	468	329	--
1925-26	Sumner A. Dole	11-3	NA	NA	NA	NA	496	402	--
1926-27	Sumner A. Dole	9-7	NA	NA	NA	NA	515	479	--
1927-28	Louis A. Alexander	11-3	NA	NA	NA	NA	520	402	--
1928-29	Louis A. Alexander	11-6	NA	NA	NA	NA	557	504	--
1929-30	Louis A. Alexander	8-7	NA	NA	NA	NA	451	409	--
1930-31	Louis Alexander/Sumner A. Dole	10-6	NA	NA	NA	NA	525	469	--
1931-32	John J. Heldman, Jr.	3-11	NA	NA	NA	NA	367	499	--
1932-33	John J. Heldman, Jr.	4-12	NA	NA	NA	NA	449	519	--
1933-34	John J. Heldman, Jr.	5-10	NA	NA	NA	NA	458	514	--
1934-35	John J. Heldman, Jr.	7-8	NA	NA	NA	NA	512	515	--
1935-36	John Heldman/J.O. Christian	3-11	NA	NA	NA	NA	479	649	--
1936-37	Don White	11-7	NA	NA	NA	NA	783	691	--
1937-38	Don White	13-5	NA	NA	NA	NA	954	816	--
1938-39	Don White	12-6	NA	NA	NA	NA	857	850	--
1939-40	Don White	9-7	NA	NA	NA	NA	927	795	--
1940-41	Don White	14-2	NA	NA	NA	NA	968	712	--
1941-42	Don White	12-5	NA	NA	NA	NA	952	796	--
1942-43	Don White	8-7	NA	NA	NA	NA	839	750	--
1943-44	Don White	10-9	NA	NA	NA	NA	955	906	--
1944-45	Don White	5-11	NA	NA	NA	NA	780	862	--
1945-46	Blair Gullion	11-6	NA	NA	NA	NA	826	707	--
1946-47	Blair Gullion/Hugh S. Greer	16-2	NA	NA	NA	NA	1214	798	--
1947-48	Hugh S. Greer	17-6	NA	NA	NA	NA	1297	1083	--
1948-49	Hugh S. Greer	19-6	NA	NA	NA	NA	1458	1223	--
1949-50	Hugh S. Greer	17-8	NA	11-3	6-5	0-0	1651	1417	--
1950-51	Hugh S. Greer	22-4	NA	11-2	11-2	0-0	1742	1454	NCAA
1951-52	Hugh S. Greer	20-7	NA	12-2	8-5	0-0	1814	1604	--
1952-53	Hugh S. Greer	17-4	NA	11-1	6-3	0-0	1664	1377	--
1953-54	Hugh S. Greer	23-3	NA	11-0	10-2	2-1	2147	1721	NCAA
1954-55	Hugh S. Greer	20-5	NA	10-2	10-2	0-1	2252	1834	NIT
1955-56	Hugh S. Greer	17-11	NA	8-4	6-5	3-2	2333	2228	NCAA
1956-57	Hugh S. Greer	17-8	NA	7-5	8-2	2-1	2183	1901	NCAA
1957-58	Hugh S. Greer	17-10	NA	11-6	4-2	2-2	2191	1914	NCAA
1958-59	Hugh S. Greer	17-7	NA	9-3	7-3	1-1	1650	1504	NCAA
1959-60	Hugh S. Greer	17-9	NA	12-2	5-6	0-1	1910	1717	NCAA
1960-61	Hugh S. Greer	11-13	NA	8-2	3-9	0-2	1828	1872	--
1961-62	Hugh S. Greer	16-8	NA	12-3	4-5	0-0	1827	1695	--
1962-63	Hugh S. Greer/George Wigton	18-7	NA	10-2	8-4	0-1	1938	1638	NCAA
1963-64	Fred A. Shabel	16-11	NA	9-3	6-6	2-1	1776	1604	NCAA
1964-65	Fred A. Shabel	23-3	NA	12-1	10-0	1-2	2212	1729	NCAA
1965-66	Fred A. Shabel	16-8	NA	8-3	8-5	0-0	2022	1708	--
1966-67	Fred A. Shabel	17-7	NA	13-2	4-4	0-1	1944	1678	NCAA
1967-68	Burr Carlson	11-13	NA	7-5	4-7	0-1	1699	1658	--
1968-69	Burr Carlson	5-19	NA	5-7	0-12	0-0	1839	2090	--
1969-70	Donald "Dee" Rowe	14-9	NA	7-3	7-4	0-2	1802	1783	--
1970-71	Donald "Dee" Rowe	10-14	NA	6-5	3-8	1-1	1883	1952	--
1971-72	Donald "Dee" Rowe	8-17	NA	6-8	2-8	0-1	1774	1853	--
1972-73	Donald "Dee" Rowe	15-10	NA	8-4	7-6	0-0	2024	1953	--
1973-74	Donald "Dee" Rowe	19-8	NA	10-2	7-4	2-2	2057	1914	NIT
1974-75	Donald "Dee" Rowe	18-10	NA	11-2	6-3	1-5	2207	2108	NIT
1975-76	Donald "Dee" Rowe	19-10	NA	8-4	7-4	4-2	2320	2169	NCAA
1976-77	Donald "Dee" Rowe	17-10	NA	12-4	4-4	1-2	1962	1900	--
1977-78	Dominic "Dom" Perno	11-15	NA	9-5	2-8	0-2	1759	1844	--
1978-79	Dominic "Dom" Perno	21-8	NA	12-1	5-5	4-2	2281	2120	NCAA
1979-80	Dominic "Dom" Perno	20-9	3-3	14-3	4-5	2-1	2164	2028	NIT
1980-81	Dominic "Dom" Perno	20-9	8-6	11-4	9-4	0-1	2017	1835	NIT
1981-82	Dominic "Dom" Perno	17-11	7-7	10-3	7-7	0-1	1896	1780	NIT
1982-83	Dominic "Dom" Perno	12-16	5-11	6-7	5-8	1-1	1975	2003	--
1983-84	Dominic "Dom" Perno	13-15	5-11	9-6	4-8	0-1	1992	2008	--
1984-85	Dominic "Dom" Perno	13-15	6-10	10-7	3-7	0-1	1991	1993	--
1985-86	Dominic "Dom" Perno	12-16	3-13	9-6	3-9	0-1	1913	1941	--



## YEAR-BY-YEAR TEAM RECORDS

Year	Head Coach	Overall Record	Conference Record	Home Record	Away Record	Neutral Record	UC Pts. Scored	Opp.Pts Scored	Post Season
1986-87	James A. Calhoun	9-19	3-13	7-9	2-9	0-1	1740	1921	--
1987-88	James A. Calhoun	20-14	4-12	12-6	5-7	3-1	2374	2239	NIT
1988-89	James A. Calhoun	18-13	6-10	14-4	4-8	0-1	2255	2058	NIT
1989-90	James A. Calhoun	31-6	12-4	17-1	8-4	6-2	2926	2446	NCAA
1990-91	James A. Calhoun	20-11	9-7	12-4	6-5	2-2	2271	2023	NCAA
1991-92	James A. Calhoun	20-10	10-8	14-2	5-6	1-2	2371	2133	NCAA
1992-93	James A. Calhoun	15-13	9-9	10-6	5-5	0-2	2113	2011	NIT
1993-94	James A. Calhoun	29-5	16-2	15-0	9-2	5-3	2888	2333	NCAA
1994-95	James A. Calhoun	28-5	16-2	14-1	8-2	6-2	2837	2455	NCAA
1995-96*	James A. Calhoun	30-2	17-1	15-0	10-1	5-1	2890	2265	NCAA
1996-97	James A. Calhoun	18-15	7-11	12-7	4-5	2-3	2170	2010	NIT
1997-98	James A. Calhoun	32-5	15-3	17-0	7-3	8-2	2836	2363	NCAA
1998-99	James A. Calhoun	34-2	16-2	13-2	11-0	10-0	2781	2207	NCAA
1999-00	James A. Calhoun	25-10	10-6	13-3	6-4	6-3	2485	2152	NCAA
2000-01	James A. Calhoun	20-12	8-8	16-2	1-8	3-2	2348	2185	NIT
2001-02	James A. Calhoun	27-7	13-3	13-2	7-3	7-2	2646	2354	NCAA
2002-03	James A. Calhoun	23-10	10-6	14-2	5-6	4-2	2622	2351	NCAA
2003-04	James A. Calhoun	33-6	12-4	17-1	6-4	10-1	3073	2493	NCAA
2004-05	James A. Calhoun	23-8	13-3	14-3	7-3	2-2	2419	2072	NCAA
2005-06	James A. Calhoun	30-4	14-2	16-0	8-2	6-2	2781	2283	NCAA
2006-07	James A. Calhoun	17-14	6-10	15-5	2-8	0-1	2181	1938	--
2007-08	James A. Calhoun	24-9	13-5	16-1	7-4	1-4	2556	2266	NCAA
2008-09	James A. Calhoun	31-5	15-3	14-2	9-1	8-2	2819	2313	NCAA
2009-10	James A. Calhoun	18-16	7-11	15-4	2-9	1-3	2380	2266	NIT
2010-11	James A. Calhoun	32-9	9-9	13-4	5-5	14-0	2967	2659	NCAA
2011-12	James A. Calhoun	20-14	8-10	13-4	3-7	4-3	2336	2193	NCAA
2012-13	Kevin J. Ollie	20-10	10-8	13-3	4-5	3-2	2096	1962	--
2013-14	Kevin J. Ollie	32-8	12-6	15-3	7-4	10-1	2873	2529	NCAA
2014-15	Kevin J. Ollie	20-15	10-8	11-5	4-7	5-3	2243	2101	NIT
2015-16	Kevin J. Ollie	25-11	11-7	14-3	6-4	5-4	2631	2285	NCAA
2016-17#	Kevin J. Ollie	16-17	9-9	8-6	4-8	4-3	2220	2189	--
2017-18@	Kevin J. Ollie	14-18	7-11	11-5	2-9	1-4	2181	2340	--
2018-19	Dan Hurley	16-17	6-12	13-5	1-8	2-4	2436	2354	--
2019-20	Dan Hurley	19-12	10-8	14-3	3-7	2-2	2258	2078	\$\$
2020-21	Dan Hurley	15-8	11-6	7-3	6-3	2-2	1650	1485	NCAA

\* -- NCAA Tournament games (2-1) vacated

# -- 33 games vacated; official NCAA record 0-0

@ -- 31 games vacated; official NCAA record 0-1

\$\$ -- Postseason canceled due to global health emergency (Coronavirus)

ALL-TIME RESULTS

**2020-21**  
**Head Coach: Dan Hurley**  
**15-8 overall, 11-6 BIG EAST Conference**  
**7-3 home, 6-3 away, 2-2 neutral**  
**NCAA Tournament First Round**

Date	Opponent	AP Ranking		Att.	TV	Score	
		UC	Opp.				
11/25	Central Conn. (GP)	ARV		125	FS1	W, 102-75	
11/27	Hartford (GP)	ARV	--		CBS SN	W, 69-57	
12/1	& vs. Vanderbilt (MSA)	ARV	--		ESPN2	<b>Canceled</b>	
12/3	& vs. S. Calif (MSA)	ARV	--		ESPN	W, 61-58	
12/5	vs. N. Carolina St. (MSA)	ARV	--		ESPN2	<b>Canceled</b>	
12/11	St. John's (GP)	ARV	--		FS1	<b>Postponed</b>	
12/13	at Georgetown	ARV	--		FS1	<b>Postponed</b>	
12/17	at Providence	ARV	--		FS1	<b>Postponed</b>	
12/20	Creighton (GP)	ARV	9	--	FS1	L, 74-76 ot	
12/23	at DePaul	ARV	--		FS1	<b>Postponed</b>	
12/30	DePaul (GP)	ARV	--		CBS SN	W, 82-61	
1/5	at Marquette	ARV	--		FS1	W, 65-54	
1/9	at Butler	ARV	1,879		CBS SN	W, 72-60	
1/11	at DePaul	ARV	25	--	FS1	W, 60-53	
1/15	Villanova (GP)	ARV	25	--	FS1	<b>Postponed</b>	
1/18	St. John's (GP)	ARV	23	--	FOX	L, 70-74	
1/20	Xavier (GP)	ARV	23	--	CBS SN	<b>Postponed</b>	
1/23	at Creighton	ARV	23	11	1,839	FOX	L, 66-74
1/26	Butler (GP)	ARV	--		FS1	W, 63-51	
1/28	Villanova (GP)	ARV	3	--	FS1	<b>Postponed</b>	
1/31	at St. John's	ARV	--		FOX	<b>Postponed</b>	
2/6	Seton Hall (GP)	ARV	--		FOX	L, 73-80	
2/10	at Providence	ARV	--		FS1	L, 59-70	
2/13	at Xavier	ARV	922		FOX	W, 80-72	
2/16	Providence (GP)	ARV	--		FS1	W, 73-61	
2/20	at Villanova	ARV	10	--	FOX	L, 60-68	
2/23	at Georgetown	ARV	--		FS1	W, 70-57	
2/27	Marquette (GP)	ARV	--		FOX	W, 80-62	
3/3	at Seton Hall	ARV	1,756		FS1	W, 69-58	
3/6	Georgetown (GP)	ARV	--		CBS	W, 98-82	
3/11	*vs. DePaul	ARV	824		FS1	W, 94-60	
3/12	*vs. Creighton	ARV	17	824	FS1	L, 56-59	
3/20	#vs. Maryland	ARV	--		CBS	L, 54-63	

& Legends Classic, Mohegan Sun Arena, Uncasville, Conn.  
 \* BIGEAST Conference Championship, Madison Square Garden, New York, N.Y.  
 # NCAA Tournament, First Round, Mackey Arena, West Lafayette, Ind.

**2019-20**  
**Head Coach: Dan Hurley**  
**19-12 overall, 10-8 American Athletic Conference**  
**14-3 home, 3-7 away, 2-2 neutral**

Date	Opponent	AP Ranking		Att.	TV	Score
		UC	Opp.			
11/08	Sacred Heart (GP)	ARV		10,167	SNY	W, 89-67
11/13	St. Joseph's (GP)	ARV		4,081	CBS SN	L, 87-96
11/17	Florida (GP)	ARV	15	10,167	ESPN	W, 62-59
11/21	& vs. Buffalo	ARV		4,003	ESPN2	W, 79-68
11/22	& vs. Xavier	ARV	18	4,416	ESPN2	L, 74-75 2ot
11/24	& Miami	ARV		3,122	ESPN2	W, 80-55
12/1	Maine (XL)	ARV		7,129	SNY	W, 64-40
12/4	Iona (GP)	ARV		5,909	SNY	W, 80-62
12/10	\$ Indiana	ARV		10,945	ESPN	L, 54-57
12/18	Saint Peter's (XL)	ARV		7,514	SNY	W, 66-56
12/22	New Hampshire (XL)	ARV		9,374	SNY	W, 88-62
12/29	NJIT (XL)	ARV		10,507	SNY	W, 69-47
1/1	at Cincinnati	ARV		10,833	CBS SN	L, 51-67
1/4	at USF	ARV		4,694	ESPN2	L, 60-75
1/8	Tulane (GP)	ARV		5,721	CBS SN	W, 67-61
1/12	Wichita State (XL)	ARV	23	13,281	CBS SN	L, 86-89 2ot
1/18	at Villanova	ARV	14	16,723	FS1	L, 55-61
1/23	at Houston	ARV	25	7,035	ESPN2	L, 59-63
1/26	Tulsa (XL)	ARV		10,509	CBS SN	L, 75-79 ot
1/29	Temple (GP)	ARV		7,886	ESPN2	W, 78-63
2/1	at Memphis	ARV		16,240	CBS	L, 63-70
2/6	at Tulsa	ARV		4,630	ESPN2	W, 72-56
2/9	Cincinnati (GP)	ARV		9,409	CBS SN	W, 72-71 ot

2/12	at SMU			4,249	ESPN2	L, 75-79
2/16	Memphis (XL)			15,564	ESPN	W, 64-61
2/20	at Temple			6,604	ESPN2	L, 89-93 2ot
2/23	USF (GP)			9,524	CBS SN	W, 78-71
2/26	UCF (XL)			9,480	ESPN2	W, 81-65
2/29	at East Carolina			5,003	ESPN2	W, 84-63
3/5	Houston (GP)	21		10,167	CBS SN	W, 77-71
3/8	at Tulane			1,897	ESPN2	W, 80-76
3/12-15	**					

& Charleston Classic, TD Arena, Charleston, S.C.  
 \$ Jimmy V Classic, Madison Square Garden, New York, N.Y.  
 \*\* American Athletic Conference Championship (Dickies Arena, Fort Worth Texas) cancelled due to global health emergency.

**2018-19**  
**Head Coach: Dan Hurley**  
**16-17 overall, 6-12 American Athletic Conference**  
**13-5 home, 1-8 away, 2-4 neutral**

Date	Opponent	AP Ranking		Att.	TV	Score
		UC	Opp.			
11/08	\$ Morehead State (GP)	ARV		10,167	SNY	W, 80-70
11/11	\$ UMKC (GP)	ARV		7,261	SNY	W, 94-66
11/15	& vs. Syracuse	ARV	15	14,417	ESPN2	W, 83-76
11/16	& vs. Iowa	ARV		10,909	ESPN2	L, 72-91
11/20	Cornell (XL)	ARV		7,328	SNY	W, 91-74
11/24	New Hampshire (XL)	ARV		8,351	SNY	W, 91-66
11/27	UMass-Lowell (GP)	ARV		5,507	SNY	W, 97-75
12/2	Arizona (XL)	ARV		14,6032	ESPN2	L, 72-76
12/5	Lafayette (XL)	ARV		6,928	ESPN2	W, 90-63
12/8	% vs. Florida State	ARV	11	7,142	ESPN2	L, 71-79
12/15	Manhattan (GP)	ARV		6,259	SNY	W, 61-46
12/18	Drexel (XL)	ARV		6,951	SNY	W, 97-65
12/22	vs. Villanova (MSG)	ARV		16,027	CBS	L, 58-81
1/2	at USF	ARV		3,429	CBS SN	L, 68-76
1/5	UCF (XL)	ARV		10,541	ESPN2	L, 53-65
1/10	SMU (GP)	ARV		6,538	CBS SN	W, 76-64
1/12	at Cincinnati	ARV		11,375	ESPN2	L, 72-74 ot
1/16	at Tulsa	ARV		3,798	ESPN2	L, 83-89
1/19	Tulane (GP)	ARV		7,437	CBS SN	W, 87-71
1/26	Wichita State (GP)	ARV		10,167	CBS SN	W, 80-60
1/31	at UCF	ARV		5,016	ESPN2	L, 67-73
2/3	ECU (XL)	ARV		8,873	ESPN2	W, 66-52
2/6	at Temple	ARV		6,129	CBS SN	L, 63-81
2/10	at Memphis	ARV		17,162	CBS SN	L, 71-78
2/14	Houston (XL)	ARV	9	10,095	ESPN	L, 63-71
2/22	at SMU	ARV		5,856	ESPN2	L, 59-77
2/24	Cincinnati (XL)	ARV		11,904	ESPN	L, 60-64
2/28	at Wichita State	ARV		10,026	ESPN2	L, 63-65
3/3	USF (GP)	ARV		9,034	CBS SN	W, 60-58
3/7	Temple (GP)	ARV		7,790	CBS SN	L, 71-78
3/10	at ECU	ARV		3,845	ESPN2	W, 82-73
3/14	* vs. USF	ARV		8,046	ESPN2	W, 80-73
3/15	* vs. Houston	ARV	11	7,610	ESPN2	L, 45-84

\$ 2K Empire Classic Regional Round, Gampel Pavilion, Storrs, Conn.  
 & 2K Empire Classic Championship Round, Madison Square Garden, New York, N.Y.  
 % Never Forget Tribute Classic, Prudential Center, Newark, N.J.  
 \* American Athletic Conference Championship, FedExForum, Memphis, Tenn.

**2017-18#**  
**Head Coach: Kevin Ollie**  
**14-18 overall, 7-11 American Athletic Conference**  
**11-5 home, 2-9 away, 1-4 neutral**

Date	Opponent	AP Ranking		Att.	TV	Score
		UC	Opp.			
11/10	Colgate (GP)	ARV		7,154	SNY	W, 70-58
11/14	Stony Brook (XL)	ARV		5,432	SNY	W, 72-64
11/19	Boston University (XL)	ARV		6,308	SNY	W, 85-66
11/23	% vs. Oregon	ARV		13,439	ESPN2	W, 71-63
11/24	% vs. Michigan State	ARV	4	8,853	ESPN	L, 57-77
11/26	% vs. Arkansas	ARV		11,571	ESPN	L, 67-102
11/29	Columbia (GP)	ARV		3,808	SNY	W, 77-73 ot
12/2	Momouth (XL)	ARV		6,582	SNY	W, 84-81 ot

12/5	& vs. Syracuse	ARV		17,532	ESPN	L, 63-72
12/9	Coppin State (GP)	ARV		3,046	ESPN2	W, 72-59
12/21	at Arizona	ARV	18	14,392	ESPN2	L, 58-73
12/23	at Auburn	ARV		8,039	ESPN2	L, 64-89
12/30	Wichita State (XL)	ARV	8	15,564	CBS	L, 62-72
1/3	at Tulsa	ARV		3,903	ESPN2	L, 88-90 2ot
1/6	East Carolina (XL)	ARV		6,717	ESPN2	W, 70-65
1/10	UCF (GP)	ARV		5,065	CBS SN	W, 62-53
1/13	at Tulane	ARV		1,902	ESPN2	W, 67-57
1/16	at Memphis	ARV		2,417	CBS SN	L, 49-73
1/20	Villanova (XL)	ARV	1	15,564	CBS	L, 61-81
1/25	SMU (GP)	ARV		7,322	CBS SN	W, 63-52
1/28	at Temple	ARV		6,103	ESPN2	L, 57-85
1/31	at UCF	ARV		5,233	CBS SN	L, 61-70
2/3	Cincinnati (GP)	ARV	8	9,170	ESPN2	L, 57-65
2/7	USF (GP)	ARV		6,636	ESPN2	W, 68-65
2/10	at Wichita State	ARV	22	10,506	ESPN2	L, 74-95
2/15	Tulsa (XL)	ARV		10,656	ESPN2	L, 71-73
2/18	at East Carolina	ARV		4,524	ESPN2	W, 84-80
2/22	at Cincinnati	ARV	11	8,217	ESPN	L, 52-77
2/25	Memphis (GP)	ARV		8,574	ESPN	L, 79-83
2/28	Temple (GP)	ARV		7,674	CBS SN	W, 72-66
3/4	at Houston	ARV	25	5,237	CBS SN	L, 71-81
3/8	* vs. SMU	ARV		7,856	ESPN2	L, 73-80

\$ PK80 Phil Knight Invitational, Moda Center-Veterans Memorial Coliseum, Portland, Ore.  
 & Jimmy V Classic, Madison Square Garden, New York, N.Y.  
 \* American Athletic Conference Championship, Amway Center, Orlando, Fla..  
 # 31 games vacated; official NCAA record 0-1

**2016-17#**  
**Head Coach: Kevin Ollie**  
**16-17 overall, 9-9 American Athletic Conference**  
**8-6 home, 4-8 away, 4-3 neutral**

Date	Opponent	AP Ranking		Att.	TV	Score
		UC	Opp.			
11/11	Wagner (GP)	ARV	18	9,523	SNY	L, 58-67
11/14	Northeastern (GP)	ARV		7,573	SNY	L, 61-64
11/17	at Loyola Marymount	ARV		3,421	SNY	W, 65-62
11/21	\$ vs. Oklahoma State	ARV		2,400	ESPN2	L, 90-98
11/22	\$ vs. Chaminade	ARV		2,400	ESPN2	L, 93-82
11/23	\$ vs. Oregon	ARV	13	2,400	ESPN2	L, 69-79
11/30	Boston University (XL)	ARV		8,183	SNY	W, 51-49
12/5	& vs. Syracuse	ARV		15,347	ESPN2	W, 52-50
12/10	at Ohio State	ARV		12,313	BTN	L, 60-64
12/18	North Florida (GP)	ARV		7,110	SNY	W, 80-59
12/23	Auburn (XL)	ARV		12,051	ESPN2	L, 67-70 ot
12/28	Houston (XL)	ARV		11,538	ESPN2	L, 46-62
12/31	at Tulsa	ARV		4,525	CBS SN	L, 59-61 ot
1/5	at Memphis	ARV		10,227	ESPN2	L, 61-70
1/8	UCF (XL)	ARV		8,163	CBS SN	W, 64-49
1/11	Temple (GP)	ARV		6,582	CBS SN	W, 73-59
1/14	at Georgetown	ARV		12,164	FOX	L, 69-72
1/19	at SMU	ARV		6,978	ESPN2	L, 49-69
1/22	East Carolina (XL)	ARV		5,676	CBS SN	W, 72-65
1/25	at USF	ARV		3,238	ESPN2	W, 81-60
1/28	Tulane (GP)	ARV		9,207	ESPN2	W, 78-68
2/4	at Cincinnati	ARV	14	13,428	ESPN2	L, 68-82
2/8	USF (GP)	ARV		6,114	CBS SN	W, 97-51
2/11	at UCF	ARV		5,215	CBS SN	W, 66-63
2/16	Memphis (XL)	ARV		9,631	ESPN2	W, 65-62
2/19	at Temple	ARV		8,702	ESPN	W, 64-63
2/22	at Houston	ARV		4,131	CBS SN	L, 70-75
2/25	SMU	ARV	17	13,553	CBS	L, 61-69
3/1	at East Carolina	ARV		4,354	ESPN2	L, 62-66
3/5	Cincinnati (GP)	ARV	18	9,331	CBS	L, 47-67
3/9	* vs. USF	ARV		4,874	ESPN2	W, 77-66
3/10	* vs. Houston	ARV		7,365	ESPN2	W, 74-65
3/11	* vs. Cincinnati	ARV	15	8,117	ESPN2	L, 71-81

\$ Maui Jim Maui Invitational, Lahaina Civic center, Maui, Hawaii  
 & Tire Pros Classic, Madison Square Garden, New York, N.Y.  
 \* American Athletic Conference Championship, XL Center, Hartford, Conn.  
 # 33 games vacated; official NCAA record 0-0



ALL-TIME RESULTS

2015-16

Head Coach: Kevin Ollie

25-11 overall, 11-7 American Athletic Conference

14-3 home, 6-4 away, 5-4 neutral

AAC Tournament Champion

NCAA Second Round

AP Ranking

Date	Opponent	UC	Opp.	Att.	TV	Score
11/13	Maine (GP)	20		10,167	SNY	W, 100-56
11/17	New Hampshire (GP)	19		9,047	SNY	W, 85-66
11/21	Furman (GP)	19		8,190	SNY	W, 83-58
11/25	\$ vs. Michigan	18	ARV	2,591	AXS TV	W, 74-60
11/26	\$ vs. Syracuse	18		3,009	ESPN	L, 76-79
11/27	\$ vs. Gonzaga	18	10	2,122	ESPN	L, 70-73
12/2	Sacred Heart (XL)	ARV		8,563	SNY	W, 82-49
12/8	% vs. Maryland	6		19,812	ESPN	L, 66-76
12/12	Ohio State (GP)	ARV		10,167	CBS	W, 75-55
12/20	UMass-Lowell (XL)	25		9,848	SNY	W, 88-79
12/23	Central Conn. (XL)	ARV		7,123	ESPN2	W, 99-52
12/29	at Texas	ARV	ARV	13,931	ESPN2	W, 71-66
1/2	at Tulane	ARV		2,243	CBS SN	W, 75-67
1/5	Temple (XL)	23		11,319	CBS SN	L, 53-55
1/9	Memphis (GP)	23		9,409	ESPN2	W, 81-78
1/14	at Tulsa			5,192	ESPN2	L, 51-60
1/17	at Houston			4,672	CBS SN	W, 69-57
1/19	Tulane (XL)			9,516	CBS SN	W, 60-42
1/23	Georgetown (XL)			15,564	CBS	W, 68-62
1/28	Cincinnati (XL)	ARV		13,242	ESPNU	L, 57-58
1/31	at UCF	ARV		6,414	CBS SN	W, 67-41
2/4	at Memphis			13,323	ESPN2	W, 77-57
2/7	East Carolina (GP)			9,307	CBS SN	W, 85-67
2/11	at Temple	ARV		8,316	ESPN2	L, 58-63
2/13	Tulsa (GP)	ARV		10,167	ESPN2	W, 75-73
2/18	SMU (XL)	21		15,564	ESPN2	W, 68-62
2/20	at Cincinnati	ARV		13,176	ESPN2	L, 60-65
2/25	at USF	ARV		4,668	CBS SN	W, 81-51
2/28	Houston (GP)	ARV		9,667	CBS SN	L, 68-75
3/3	at SMU	24		7,303	ESPN2	L, 54-80
3/6	UCF (GP)			10,167	ESPNU	W, 67-46
3/11	* vs. Cincinnati	ARV		7,475	ESPN2	W, 104-97 (4ot)
3/12	* vs. Temple	ARV		7,465	ESPN2	W, 77-62
3/13	* vs. Memphis			7,990	ESPN	W, 72-58
3/17	# vs. Colorado	ARV		16,628	TNT	W, 74-67
3/19	# vs. Kansas	ARV	1	16,824	CBS	L, 61-73

\$ Battle 4 Atlantis, Imperial Arena, Paradise Island, Bahamas

% Jimmy V Classic, Madison Square Garden, New York, N.Y.

\* American Athletic Conference Championship, Amway Center, Orlando, Fla.

# NCAA South Region, 1st and 2nd Rounds, Wells Fargo Arena, Des Moines, Iowa

2014-15

Head Coach: Kevin Ollie

20-15 overall, 10-8 American Athletic Conference

11-5 home, 4-7 away, 5-3 neutral

NIT First Round

AP Ranking

Date	Opponent	UC	Opp.	Att.	TV	Score
11/14	Bryant (GP)	17		10,167	SNY	W, 66-53
11/20	\$ vs. Col. of Charlstn	17		6,723	ESPNU	W, 65-57
11/21	\$ vs. Dayton	17		7,438	ESPN2	W, 75-64
11/23	\$ vs. West Virginia	17		8,002	ESPN2	L, 68-78
11/30	Texas (GP)	24	7	10,167	ESPN2	L, 54-55
12/5	Yale (GP)	ARV		9,538	SNY	L, 44-45
12/14	Coppin State (XL)			8,260	SNY	W, 106-85
12/18	% Duke	2		16,541	ESPN	L, 56-66
12/22	Columbia (WBA)			9,124	SNY	W, 80-65
12/28	Central Conn. (XL)			13,315	SNY	W, 81-48
12/31	Temple (XL)			13,428	ESPN2	L, 53-57 ot
1/3	at Florida			11,041	CBS	W, 63-59
1/6	at USF			6,128	ESPN2	W, 58-44
1/10	Cincinnati (XL)			15,564	ESPN2	W, 62-56
1/13	at Tulsa			6,092	CBS SN	L, 58-66
1/17	at Stanford			7,104	ESPN2	L, 59-72

1/22	UCF (GP)			10,167	CBS SN	W, 67-60
1/25	USF (XL)			14,105	CBS SN	W, 66-53
1/29	at Cincinnati			11,092	ESPN2	L, 58-70
2/1	at Houston			3,498	CBS SN	L, 68-70
2/4	East Carolina (GP)			8,985	ESPNU	W, 65-52
2/7	at Tulane			3,548	CBS SN	W, 62-53
2/12	Tulsa (XL)			11,506	ESPN2	W, 70-45
2/14	at SMU	25		7,395	ESPN	L, 55-73
2/19	at Memphis			14,652	ESPN	L, 72-75
2/22	Tulane (GP)			9,212	CBS SN	W, 67-60
2/25	at East Carolina			6,856	ESPNU	W, 60-49
3/1	SMU (XL)	21		15,564	CBS	W, 81-73
3/5	Memphis (GP)			10,167	ESPN2	L, 53-54
3/7	at Temple			10,206	ESPN2	L, 56-70
3/12	* vs. USF			5,431	ESPN2	W, 69-43
3/13	* vs. Cincinnati			9,514	ESPNU	W, 57-54
3/14	* vs. Tulsa			10,114	ESPN2	W, 47-42
3/15	* vs. SMU	20		13,365	ESPN	L, 54-62
3/18	# vs. Arizona St. (GP)			6,045	ESPN2	L, 61-68

\$ Puerto Rico Tip-Off, Coliseo Roberto Clemente, San Juan

% Izod Center, East Rutherford, N.J.

\* American Athletic Conference Championship, XL Center, Hartford, Conn.

# NIT, 1st Round, Gampel Pavilion, Storrs, Conn.

2013-14

Head Coach: Kevin Ollie

32-8 overall, 12-6 American Athletic Conference

15-3 home, 7-4 away, 10-1 neutral

NCAA National Champion

2K Sports Classic Champion

AP Ranking

Date	Opponent	UC	Opp.	Att.	TV	Score
11/8	% vs. Maryland	18		12,687	ESPN2	W, 78-77
11/11	Yale (XL)	19		8,848	SNY	W, 80-62
11/14	\$ Detroit (GP)	19		8,140	SNY	W, 101-55
11/17	\$ Boston Univ. (GP)	19		9,195	ESPNU	W, 77-60
11/21	\$\$ vs. Boston Col.	18		10,064	ESPN2	W, 72-70
11/22	\$\$ vs. Indiana	18	ARV	10,051	ESPN2	W, 59-58
11/26	Loyola-Md. (XL)	13		9,497	SNY	W, 76-66
12/2	Florida (GP)	12	15	10,167	ESPN2	W, 65-64
12/6	Maine (XL)	12		9,681	SNY	W, 95-68
12/18	Stanford (XL)	10		11,140	ESPN2	L, 51-53
12/22	at Washington	10		7,059	ESPNU	W, 82-70
12/28	Eastern Wash. (WB)	15		9,274	SNY	W, 82-65
12/31	at Houston	17		4,035	ESPN2	L, 71-75
1/4	at SMU	17		7,166	ESPNU	L, 65-74
1/8	Harvard (GP)	ARV		9,218	ESPNU	W, 61-56
1/11	UCF (GP)	ARV		9,561	ESPNU	W, 84-61
1/16	at Memphis	ARV	17	18,039	ESPN	W, 83-73
1/18	Louisville (GP)	ARV	18	10,167	ESPN	L, 64-76
1/21	Temple (XL)	ARV		4,741	CBS SN	W, 90-66
1/25	at Rutgers	ARV		8,006	ESPN	W, 82-71
1/30	Houston (GP)	ARV		9,312	CBS SN	W, 80-43
2/6	at Cincinnati	22	7	12,432	ESPN	L, 58-63
2/9	at UCF	22		6,312	ESPN2	W, 75-55
2/12	USF (XL)	24		10,553	ESPN2	W, 83-40
2/15	Memphis (XL)	24	20	16,294	ESPN	W, 86-81 ot
2/20	at Temple	21		6,053	ESPN2	W, 68-55
2/23	SMU (GP)	21	ARV	10,167	CBS SN	L, 55-64
2/26	at USF	ARV		5,115	CBS SN	W, 61-56
3/1	Cincinnati (XL)	ARV	11	16,294	ESPN	W, 51-45
3/5	Rutgers (GP)	19		10,167	ESPNU	W, 69-63
3/8	at Louisville	19	11	22,782	CBS	L, 48-81
3/13	* vs. Memphis	21	19	13,081	ESPNU	W, 72-53
3/14	* vs. Cincinnati	21	13	13,362	ESPN2	W, 58-56
3/15	* vs. Louisville	21	5	13,554	ESPN	L, 61-71
3/20	# vs. Saint Joseph's	18		18,706	TBS	W, 89-81 ot
3/22	# vs. Villanova	18	6	19,290	TBS	W, 77-65
3/28	## vs. Iowa State	18	9	19,314	TBS	W, 81-76
3/30	## vs. Michigan St.	18	11	19,499	TBS	W, 60-54
4/5	### vs. Florida	18	1	79,444	TBS	W, 63-53
4/7	### vs. Kentucky	18	ARV	79,238	CBS	W, 60-54

% Barclay's Center, Brooklyn, N.Y.

\$ 2K Sports Classic, Gampel Pavilion, Storrs, Conn.

\$\$ 2K Sports Classic, Madison Square Garden, New York, N.Y.

\* American Athletic Conference Championship, FedExForum, Memphis, Tenn.

# NCAA East Region, 2nd and 3rd Rounds, First Niagara Center, Buffalo, N.Y.

## NCAA East Regional, Madison Square Garden, New York, N.Y.

### NCAA Final Four, AT&T Stadium, Arlington, Texas

2012-13

Head Coach: Kevin Ollie

20-10 overall, 10-8 BIG EAST

13-3 home, 4-5 away, 3-2 neutral

Armed Forces Classic champion

Ineligible for postseason play

Rank

Date	Opponent	UC	Opp.	Att.	TV	Score
11/9	% vs. Michigan St.		14	3,086	ESPN	W, 66-62
11/13	Vermont (GP)	23		7,962	SNY	W, 67-49
11/16	\$ vs. Wake Forest	23		2,673	CBS SN	W, 77-71
11/18	\$ vs. Quinnipiac	23		2,875	CBS SN	W, 89-83 2ot
11/19	\$ vs. New Mexico	21		3,022	CBS SN	L, 60-66
11/25	Stony Brook (GP)	21		8,474	SNY	W, 73-62
11/29	New Hampshire (XL)			8,705	SNY	W, 61-53
12/4	& vs. North Carolina St.	25		11,840	ESPN	L, 65-69
12/7	Harvard (GP)			9,113	SNY	W, 57-49
12/17	Md.-Eastern Shore (XL)			8,841	SNY	W, 84-50
12/21	Fordham (XL)			10,265	SNY	W, 88-73
12/29	Washington (XL)			12,720	ESPN2	W, 61-53
1/1	at Marquette			14,159	ESPNU	L, 76-82 ot
1/8	DePaul (GP)			9,156	SNY	W, 99-78
1/12	at Notre Dame	17		9,149	SNY	W, 65-58
1/14	Louisville (XL)	1		14,287	ESPN	L, 58-73
1/19	at Pittsburgh			12,510	ESPN2	L, 61-69
1/27	Rutgers (XL)			12,768	SNY	W, 66-54
1/31	at Providence			10,180	ESPN2	W, 82-79 ot
2/3	USF (GP)			9,205	SNY	W, 69-64 ot
2/6	at St. John's			8,441	ESPNU	L, 65-71
2/10	at Seton Hall			7,634	SNY	W, 78-67
2/13	Syracuse (XL)	6		13,518	ESPN	W, 66-58
2/16	Villanova (XL)			15,165	ESPN	L, 61-70
2/21	Cincinnati (XL)			11,131	ESPN	W, 73-66 ot
2/23	at DePaul			8,662	SNY	W, 81-69
2/27	Georgetown (GP)	7		10,167	ESPN2	L, 78-79 2ot
3/2	at Cincinnati			12,432	SNY	L, 56-61
3/6	at USF			5,198	ESPNU	L, 51-65
3/9	Providence (GP)			10,167	ESPNU	W, 63-59 ot

% Armed Forces Classic, Ramstein Air Base, Ramstein, Germany

\$ U.S.V.I. Paradise Jam, Univ. of the Virgin Islands, Charlotte Amalie, St. Thomas

& Jimmy V Classic, Madison Square Garden, New York, N.Y.

2011-12

Head Coach: Jim Calhoun

20-14 overall, 8-10 BIG EAST

13-4 home, 3-7 away, 4-3 neutral

NCAA Tournament First Round

Rank

Date	Opponent	UC	Opp.	Att.	TV	Score
11/11	Columbia (GP)	4		10,167	ESPNU	W, 70-57
11/14	Wagner (GP)	4		9,217	SNY	W, 78-66
11/17	Maine (XL)	4		10,726	SNY	W, 80-60
11/20	Coppin St. (XL)	4		11,397	SNY	W, 87-70
11/24	\$ UNC Asheville	4		2,530	HD NET	W, 73-63
11/25	\$ UCF	4		2,394	VS.	L, 63-68
11/26	\$ Florida St.	4	22			

ALL-TIME RESULTS

1/18	Cincinnati (GP)	13	10,167	espn2	L, 67-70
1/21	at Tennessee	13	21,114	CBS	L, 57-60
1/29	Notre Dame (XL)	24	16,294	SNY	L, 48-50
2/1	at Georgetown	14	15,174	espn2	L, 44-58
2/4	Seton Hall (XL)		16,294	SNY	W, 69-46
2/6	at Louisville	24	21,804	ESPN	L, 59-80
2/11	at Syracuse	2	33,430	CBS	L, 67-85
2/15	DePaul (GP)		10,167	SNY	W, 80-54
2/18	Marquette (XL)	12	16,294	ESPN	L, 64-79
2/20	at Villanova		13,832	ESPN	W, 73-70 ot
2/25	Syracuse (GP)	2	10,167	ESPN	L, 69-71
2/28	at Providence		11,031	SNY	L, 70-72
3/3	Pittsburgh (GP)		10,167	ESPN	W, 74-65
3/6	*DePaul		20,057	espn2	W, 81-67
3/7	*West Virginia		20,057	ESPN	W, 71-67 ot
3/8	*Syracuse	2	20,057	ESPN	L, 55-58
3/15	#Iowa State		22,131	TBS	L, 64-77

\$ Battle 4 Atlantis, Paradise Island, Bahamas  
 \* Big East Championship, Madison Square Garden, New York, N.Y.  
 # NCAA South Region 2nd Round, KFC Yum! Center, Louisville, Ky.

2010-11

Head Coach: Jim Calhoun  
 32-9 overall, 9-9 BIG EAST  
 13-4 home, 5-5 away, 14-0 neutral  
 NCAA National Champions  
 BIG EAST Tournament Champions  
 Maui Invitational Champions

Date	Opponent	Rank	UC Opp.	Att.	TV	Score
11/12	Stony Brook (GP)			8,319	SNY	W, 79-52
11/17	Vermont (XL)			10,216	SNY	W, 89-73
11/22	\$ vs. Wichita St.			2,400	espn2	W, 83-79
11/23	\$ vs. Michigan St.	2		2,400	ESPN	W, 70-67
11/24	\$ vs. Kentucky	8		2,400	ESPN	W, 84-67
11/30	New Hampshire (GP)	7		8,558	SNY	W, 62-55
12/3	UMBC (XL)	7		10,591	SNY	W, 94-61
12/8	Fairleigh Dickinson (GP)	6		8,241	SNY	W, 78-54
12/20	Coppin State (XL)	4		10,193	ESPNU	W, 76-64
12/22	Harvard (XL)	4		11,255	SNY	W, 81-52
12/27	at Pittsburgh	4	6	12,275	espn2	L, 63-78
12/31	South Florida (XL)	4		12,599	ESPNU	W, 66-61 ot
1/4	at Notre Dame	8	15	7,291	SNY	L, 70-73
1/8	at Texas	8	12	16,734	ESPN	W, 82-81 ot
1/11	Rutgers (XL)	10		12,527	SNY	W, 67-53
1/15	at DePaul	10		9,581	SNY	W, 82-62
1/17	Villanova (GP)	8	7	10,167	ESPN	W, 61-59
1/22	Tennessee (XL)	8		16,294	CBS	W, 72-61
1/25	at Marquette	5		15,476	SNY	W, 76-68
1/29	Louisville (GP)	5	23	10,167	SNY	L, 78-79 2ot
2/2	Syracuse (XL)	7	17	16,294	ESPN	L, 58-66
2/5	at Seton Hall	7		10,001	ESPNU	W, 61-59
2/10	at St. John's	10		13,652	ESPN	L, 72-89
2/13	Providence (GP)	10		10,167	SNY	W, 75-57
2/16	Georgetown (XL)	13	9	16,294	SNY	W, 78-70
2/18	at Louisville	13	16	22,776	ESPN	L, 58-71
2/24	Marquette (XL)	14		14,622	ESPN	L, 67-74 ot
2/27	at Cincinnati	14		11,246	ESPNU	W, 67-59
3/2	at West Virginia	16		13,241	espn2	L, 56-65
3/5	Notre Dame (GP)	16	8	10,167	ESPN	L, 67-70
3/8	* vs. DePaul	21		19,375	espn2	W, 97-71
3/9	* vs. Georgetown	21	22	19,375	ESPN	W, 79-62
3/10	* vs. Pittsburgh	21	3	19,375	ESPN	W, 76-74
3/11	* vs. Syracuse	21	11	19,375	ESPN	W, 76-71 ot
3/12	* vs. Louisville	21	14	19,375	ESPN	W, 69-66
3/17	# vs. Bucknell	9		17,706	TNT	W, 81-52
3/19	# vs. Cincinnati	9		18,684	TBS	W, 69-58
3/24	## vs. San Diego State	9	6	17,980	CBS	W, 74-67
3/26	## vs. Arizona	9	17	17,856	CBS	W, 65-63
4/2	### vs. Kentucky	9	11	75,421	CBS	W, 56-55
4/4	### vs. Butler	9		70,376	CBS	W, 53-41

\$ EA Sports Maui Invitational, Lahaina Civic Center, Lahaina, Hawaii  
 \* BIG EAST Championship, Madison Square Garden, New York, N.Y.

# NCAA West Region 2nd and 3rd Round, Verizon Center, Washington, D.C.  
 ## NCAA West Regional, Honda Center, Anaheim, Calif.  
 ### NCAA Final Four, Reliant Stadium, Houston, Texas

2009-10

Head Coach: Jim Calhoun  
 18-16 overall, 7-11 BIG EAST  
 15-4 home, 2-9 away, 1-3 neutral  
 NIT First Round

Date	Opponent	Rank	UC Opp.	Att.	TV	Score
11/13	William & Mary (GP)	12		9,719	WTNH-8	W, 75-66
11/16	\$ Colgate (GP)	12		8,562	ESPNU	W, 77-63
11/17	\$ Hofstra (GP)	12		8,713	MyTV9	W, 76-67
11/25	\$\$ vs. LSU	13		8,756	espn2	W, 81-55
11/27	\$\$ vs. Duke	13	7	13,179	ESPN	L, 59-68
12/2	Boston University (XL)	14		11,502	MyTV9	W, 92-64
12/6	Harvard (GP)	14		9,194	MyTV9	W, 79-73
12/9	% vs. Kentucky	14	4	15,874	ESPN	L, 61-64
12/20	Central Florida (XL)	14		13,685	MyTV9	W, 60-51
12/22	Maine (XL)	11		11,366	MyTV9	W, 71-54
12/27	Iona (XL)	11		13,867	ESPNU	W, 93-74
12/30	at Cincinnati	10		10,409	espn2	L, 69-71
1/2	Notre Dame (XL)	10		16,294	ESPNU	W, 82-70
1/6	Seton Hall (GP)	13		9,522	MyTV9	W, 71-63
1/9	at Georgetown	13	12	15,654	ESPN	L, 69-72
1/13	Pittsburgh (XL)	15	16	15,290	espn2	L, 57-67
1/17	at Michigan	15		13,536	CBS	L, 63-68
1/20	St. John's (XL)			14,213	MyTV9	W, 75-59
1/23	Texas (GP)	1		10,167	CBS	W, 88-74
1/27	at Providence	19		11,136	MyTV9	L, 66-81
1/30	Marquette (XL)	19		14,338	MyTV9	L, 68-70
2/1	at Louisville			19,655	ESPN	L, 69-82
2/6	DePaul (GP)			10,167	MyTV9	W, 64-57
2/10	at Syracuse	2		24,847	ESPN	L, 67-72
2/13	Cincinnati (XL)			14,605	MyTV9	L, 48-60
2/15	at Villanova	3		18,123	ESPN	W, 84-75
2/20	at Rutgers			8,085	MyTV9	W, 76-58
2/22	West Virginia (XL)	8		15,082	ESPN	W, 73-62
2/28	Louisville (GP)			10,167	CBS	L, 76-78
3/3	at Notre Dame			9,149	ESPN	L, 50-58
3/6	at South Florida			8,317	MyTV9	L, 68-75
3/9	*vs. St. John's			19,375	espn2	L, 51-73
3/16	# Northeastern (GP)			5,571	espn2	W, 59-57
3/22	## at Virginia Tech			6,983	ESPN	L, 63-65

\$ NIT Season Tip-Off North Regional, Gampel Pavilion, Storrs, Conn.  
 \$\$ NIT Season Tip-Off Championship Madison Square Garden, New York, N.Y.  
 % SEC/BIG EAST Invitational, Madison Square Garden, New York, N.Y.  
 \* BIG EAST Tournament at Madison Square Garden, New York, N.Y.  
 # NIT First Round, Storrs, Conn  
 ## NIT Second Round, Blacksburg, Va.

2008-09

Head Coach: Jim Calhoun  
 31-5 overall, 15-3 BIG EAST  
 14-2 home, 9-1 away, 8-2 neutral  
 NCAA Final Four  
 U.S.V.I. Paradise Jam Champions

Date	Opponent	Rank	UC Opp.	Att.	TV	Score
11/14	Western Carolina (GP)	2		9,820	--	W, 81-55
11/17	Hartford (XL)	2		11,849	MyTV9	W, 99-56
11/21	\$ vs. LaSalle	2		3,095	MyTV9	W, 89-81
11/23	\$ vs. Miami	2	17	3,271	FCS	W, 76-63
11/24	\$ vs. Wisconsin	2	25	3,691	FSN	W, 76-57
11/29	Bryant (XL)	2		12,558	MyTV9	W, 88-58
12/1	Delaware St. (GP)	2		9,734	MyTV9	W, 79-49
12/4	at Buffalo	2		4,899	MyTV9	W, 68-64
12/15	Stony Brook (XL)	2		12,721	MyTV9	W, 91-57
12/20	% vs. Gonzaga	2	8	16,763	CBS	W, 88-83 ot
12/26	Fairfield (XL)	2		13,771	ESPNU	W, 75-55
12/29	Georgetown (XL)	2	11	16,294	ESPN	L, 63-74
1/3	Rutgers (GP)	2		10,167	MyTV9	W, 80-49

1/6	at West Virginia	5	25	13,920	ESPNU	W, 61-55
1/10	at Cincinnati	5		9,029	MyTV9	W, 81-72
1/15	at St. John's	4		7,545	ESPN	W, 67-55
1/18	Seton Hall (XL)	4		15,572	MyTV9	W, 76-61
1/21	Villanova (XL)	3	20	15,385	ESPN	W, 89-83
1/24	at Notre Dame	3	19	11,418	ESPN	W, 69-61
1/28	at DePaul	2		9,502	MyTV9	W, 71-49
1/31	Providence (GP)	2		10,167	MyTV9	W, 94-61
2/2	at Louisville	1	5	20,069	ESPN	W, 68-51
2/7	Michigan (GP)	1		10,167	ESPN	W, 69-61
2/11	Syracuse (GP)	1	23	10,167	ESPN	W, 63-49
2/14	at Seton Hall	1		9,800	MyTV9	W, 62-54
2/16	Pittsburgh (XL)	1	4	16,294	ESPN	L, 68-76
2/21	South Florida (XL)	1		15,451	MyTV9	W, 64-50
2/25	at Marquette	2	8	19,091	ESPN	W, 93-82
2/28	Notre Dame (GP)	2		10,167	CBS	W, 72-65
3/7	at Pittsburgh	1	3	12,908	CBS	L, 60-70
3/12	* vs. Syracuse	3	18	19,375	ESPN	L, 117-127 6ot
3/19	# vs. Chattanooga	5		18,322	CBS	W, 103-47
3/21	## vs. Texas A&M	5		19,894	CBS	W, 92-66
3/26	& vs. Purdue	5	17	20,101	CBS	W, 72-60
3/28	&& vs. Missouri	5	9	18,886	CBS	W, 82-75
4/4	^ vs. Michigan St.	5	8	72,456	CBS	L, 73-82

\$ U.S.V.I. Paradise Jam, Univ. of the V.I., Charlotte Amalie, St. Thomas  
 % Battle in Seattle, Key Arena, Seattle, Wash.

\* BIG EAST Tournament at Madison Square Garden, New York, N.Y.  
 # NCAA West Regional First Round, Philadelphia, Pa.

## NCAA West Regional Second Round, Philadelphia, Pa.  
 & NCAA West Regional Semi-Finals, Glendale, Ariz.

&& NCAA West Regional Finals, Glendale, Ariz.  
 ^ NCAA National Semifinals, Detroit, Mich.

2007-08

Head Coach: Jim Calhoun  
 24-9 overall, 13-5 BIG EAST  
 16-1 home, 7-4 away, 1-4 neutral  
 NCAA Tournament First Round

Date	Opponent	Rank	UC Opp.	Att.	TV	Score
11/7	+ Morgan St. (GP)			9,711	ESPNU	W, 69-65
11/8	+ Buffalo (GP)			9,740	ESPNU	W, 82-57
11/15	\$ vs. Gardner-Webb			7,308	espn2	W, 78-66
11/16	\$ vs. Memphis	3		8,895	espn2	L, 70-81
11/20	Gardner-Webb (XL)			11,172	MyTV9	W, 89-72
11/26	Florida A&M (XL)			11,064	MyTV9	W, 93-54
12/1	% vs. Gonzaga	19		18,007	ESPN	L, 82-85
12/6	Northeastern (GP)			9,915	MyTV9	W, 69-60
12/16	Quinnipiac (XL)			11,497	MyTV9	W, 82-49
12/22	Maine (XL)			12,244	MyTV9	W, 105-60
12/28	at Central Florida			6,224	CSTV	W, 85-82
1/3	at Seton Hall			6,962	MyTV9	W, 98-86
1/5	at Notre Dame			10,505	ESPN	L, 67-73
1/8	St. John's (GP)			9,786	MyTV9	W, 81-65
1/12	at Georgetown	7		20,035	ESPN	L, 69-72
1/17	Providence (XL)			13,719	MyTV9	L, 65-77
1/20	Marquette (GP)			10,167	MyTV9	W, 89-73
1/23	at Cincinnati			10,481	MyTV9	W, 84-83
1/26	at Indiana	7		17,392	CBS	W, 68-63
1/28	Louisville (XL)			15,120	ESPN	W, 69-67
2/2	Pittsburgh (XL)	18		16,294	CBS	W, 60-53
2/6	at Syracuse	19		23,721	ESPN	W, 63-61
2/9	Georgia Tech (GP)	19		10,167	ESPN	W, 80-68
2/13	Notre Dame (GP)	17	20	10,167	ESPNU	W, 84-78
2/16	at South Florida	17		6,185	MyTV9	W, 74-73 ot
2/19	DePaul (XL)	13		14,858	ESPNU	W, 65-60
2/23	at Villanova	13		19,223	ESPN	L, 65-67
2/26	at Rutgers	15		5,833	MyTV9	W, 79-61
3/1	West Virginia (XL)	15		16,294	MyTV9	W, 79-71
3/6	at Providence	13		9,986	ESPN	L, 76-85



ALL-TIME RESULTS

3/9 Cincinnati (GP) 13 10,167 MyTV9 W, 96-51  
 3/13 \* vs. West Virginia 15 19,562 ESPN L, 72-78  
 3/21 # vs. San Diego 16 15,920 CBS L, 69-70 ot  
 + 2K Sports College Hoops Classic, Gampel Pavilion, Storrs, Conn.  
 \$ 2K Sports College Hoops Classic, Madison Square Garden, New York, N.Y.  
 % The Hartford Hall of Fame Showcase, TD Banknorth Garden, Boston, Mass.  
 \* BIG EAST Tournament at Madison Square Garden, New York, N.Y.  
 # NCAA West Region First Round, Tampa, Fla

2006-07

Head Coach: Jim Calhoun

17-14 overall, 6-10 BIG EAST

15-5 home, 2-8 away, 0-1 neutral

Rank

Date	Opponent	UC Opp.	Att.	TV	Score
11/10	Quinnipiac (GP)	18	10,167	CW 20	W, 53-46
11/17	Cent. Arkansas (HCC)\$21		14,557	--	W, 88-59
11/18	Fairfield (HCC)\$	21	14,232	Fox 61	W, 74-49
11/19	Mississippi (HCC)\$	21	14,813	ESPNU	W, 77-59
11/26	Albany (GP)	18	10,167	CW 20	W, 86-55
11/29	Sacred Heart (GP)	20	10,167	CW 20	W, 89-46
12/3	Texas Southern (GP)	20	10,167	--	W, 106-55
12/6	Northeastern (GP)	19	10,167	Fox 61	W, 81-53
12/17	St. Mary's (CA) (HCC)	14	14,308	CW 20	W, 89-73
12/20	Pepperdine (HCC)	14	15,117	ESPNU	W, 88-66
12/27	Coppin State (HCC)	12	15,351	--	W, 84-41
12/30	at West Virginia	12	11,903	espn2	L, 71-81
1/2	South Florida (HCC)	18	15,174	CW 20	W, 69-50
1/6	at Louisiana State	18 14	13,121	ESPN	L, 49-66
1/10	Marquette (GP)	24	10,167	Fox 61	L, 69-73
1/13	at St. John's	24	12,178	CW 20	W, 68-59
1/16	at Pittsburgh	6	12,508	espn2	L, 54-63
1/20	Indiana (HCC)		16,294	CBS	L, 73-77
1/22	at Louisville		19,876	ESPN	L, 54-68
1/27	Providence (HCC)		16,294	Fox 61	L, 72-84
1/31	at DePaul		10,003	CW 20	L, 58-66
2/3	Rutgers (HCC)		16,294	Fox 61	W, 61-50 ot
2/5	Syracuse (GP)		10,167	ESPN	W, 67-60
2/11	at Georgia Tech		19,194	CBS	L, 52-65
2/14	Seton Hall (GP)		10,167	CW 20	W, 67-55
2/17	at Syracuse		32,376	ABC	L, 63-73
2/21	at Rutgers		7,070	CW 20	W, 65-55
2/25	Louisville (HCC)	20	16,294	CBS	L, 69-76
2/28	Villanova (GP)		10,167	ESPN	L, 74-78
3/3	at Georgetown	10	18,764	CBS	L, 46-59
3/7	vs. Syracuse*		19,594	ESPN	L, 65-78

\$ Hispanic College Fund Classic, Hartford CC, Hartford, CT

\* BIG EAST Tournament at Madison Square Garden, New York, N.Y.

2005-06

Head Coach: Jim Calhoun

30-4 Overall, 14-2 Big East

16-0 home, 8-2 away, 6-2 neutral

BIG EAST Regular Season Co-Champions

NCAA Tournament Elite Eight

Maui Invitational Champions

Rank

Date	Opponent	UC Opp.	Att.	TV	Score
11/18	at Pepperdine	3	3,210	ESPNU	W, 75-56
11/21	vs. Arkansas \$	3	2,400	espn2	W, 77-68
11/22	vs. Arizona \$	3 9	2,400	ESPN	W, 79-70
11/23	vs. Gonzaga \$	3 8	2,400	ESPN	W, 65-63
11/29	Army (HCC)	3	16,294	tv20	W, 68-54
12/2	Texas Southern (GP)	3	10,167	Fox 61	W, 113-49
12/8	Massachusetts (HCC)	3	16,294	espn2	W, 78-60
12/18	New Hampshire (HCC)	2	16,294	tv20	W, 86-44
12/23	Morehead State (GP)	2	10,167	Fox 61	W, 129-61
12/28	Stony Brook (HCC)	2	15,528	tv20	W, 85-52
12/30	Quinnipiac (HCC)	2	16,294	Fox 61	W, 111-75
1/3	at Marquette	2	15,831	Fox 61	L, 79-94
1/7	Louisiana State (HCC)	2	16,294	CBS	W, 67-66
1/9	Cincinnati (HCC)	4 25	16,294	ESPN	W, 70-59
1/14	Georgetown (HCC)	4	16,294	tv20	W, 74-67

1/16	at Syracuse	3 20	26,805	ESPN	W, 88-80
1/21	at Louisville	3 17	20,091	ESPN	W, 71-58
1/25	St. John's (GP)	1	10,167	tv20	W, 66-50
1/28	at Providence	1	12,993	Fox 61	W, 76-62
1/31	Pittsburgh(GP)	1 9	10,167	tv20	W, 80-76
2/4	at Indiana	1 22	17,324	CBS	W, 88-80
2/8	Syracuse (HCC)	1	16,294	ESPN	W, 73-50
2/11	at Seton Hall	1	13,996	Fox 61	W, 99-57
2/13	at Villanova	1 4	20,859	ESPN	L, 64-69
2/18	at West Virginia	1 11	14,683	CBS	W, 81-75
2/21	Notre Dame (HCC)	3	16,294	tv20	W, 75-74 ot
2/26	Villanova (GP)	3 2	10,167	CBS	W, 89-75
3/1	at South Florida	3	9,636	tv20	W, 66-53
3/4	Louisville (GP)	2	10,167	CBS	W, 84-80
3/9	vs. Syracuse *	1	19,594	ESPN	L, 84-86 ot
3/17	vs. Albany #	2	19,990	CBS	W, 72-59
3/19	vs. Kentucky ##	2	20,050	CBS	W, 87-83
3/24	vs. Washington %	2	19,638	CBS	W, 98-92 ot
3/26	vs. George Mason %%2		19,718	CBS	L, 84-86 ot

\$ EA Sports Maui Invitational, Lahaina Civic Center, Lahaina, Hawaii

\* BIG EAST Tournament at Madison Square Garden, New York, N.Y.

# NCAA Washington D.C. Regional First Round, Philadelphia, PA

## NCAA Washington D.C. Regional Second Round, Philadelphia, PA

% NCAA Washington D.C. Regional Semifinals, Washington, D.C.

%% NCAA Washington D.C. Regional Finals, Washington, D.C.

2004-05

Head Coach: Jim Calhoun

23-8 Overall, 13-3 Big East

14-3 home, 7-3 away, 2-2 neutral

BIG EAST Regular Season Co-Champions

NCAA Tournament Second Round

Rank

Date	Opponent	UC Opp.	Att.	TV	Score
11/20	Buffalo (GP)	8	10,167	tv20	W,90-68
11/30	Fla. International (GP)	7	10,167	tv20	W, 99-48
12/4	Indiana (HCC)	7	16,294	CBS	W, 74-69
12/6	Northeastern (GP)	7	10,167	Fox 61	W, 97-60
12/9	at Massachusetts	7	9,037	espn2	L, 59-61
12/19	Rice (HCC)	11	16,294	tv20	W, 81-72
12/22	Central Conn. (HCC)	11	16,294	Fox 61	W, 87-59
12/28	Sacred Heart (HCC)	11	16,294	--	W, 73-55
12/30	Quinnipiac (HCC)	11	16,294	Fox 61	W, 123-71
1/5	Boston College (HCC)	10 25	16,294	Fox 61	L, 70-75
1/8	at Georgetown	10	11,363	Fox 61	W, 66-59
1/10	at Oklahoma	12 25	12,066	ESPN	L, 77-65
1/15	Rutgers (HCC)	12	16,294	tv20	W,77-64
1/17	at Seton Hall	16	9,429	ESPN	W, 77-68
1/22	Pittsburgh (GP)	16 21	10,167	ESPN	L, 76-66
1/25	at West Virginia	19	7,713	tv20	W, 68-58
1/30	at Notre Dame	19	11,418	CBS	L, 74-78
1/2	Villanova (HCC)	23 24	16,294	Fox 61	W, 81-76
2/5	St. John's (GP)	23	10,167	tv20	W, 68-46
2/7	at Syracuse	19 8	27,651	ESPN	W, 74-66
2/13	North Carolina(HCC)	19 2	16,294	CBS	L, 70-77
2/15	at Providence	18	12,993	espn2	W, 94-89 2ot
2/19	at Rutgers	18	8,011	ESPN	W, 85-63
2/21	Notre Dame (HCC)	17	16,294	ESPN	W, 88-74
2/26	at Pittsburgh	17	12,508	CBS	W, 73-64
3/2	Georgetown (GP)	15	10,167	tv20	W, 83-64
3/5	Syracuse (GP)	15 13	10,167	CBS	W, 88-70
3/10	Georgetown*	12	19,528	ESPN/espn2	W, 66-62
3/11	Syracuse*	12 18	19,528	ESPN/espn2	L, 63-67
3/18	Central Florida#	13	13,009	CBS	W, 77-71
3/20	North Carolina St.##	13	13,009	CBS	L, 62-65

\* BIG EAST Tournament at Madison Square Garden, New York, N.Y.

# NCAA Syracuse Regional First Round, Worcester, MA

## NCAA Syracuse Regional Second Round, Worcester, MA

2003-04

Head Coach: Jim Calhoun

33-6, 12-4 in the BIG EAST

17-1 home, 6-4 away, 10-1 neutral

NCAA National Champions

BIG EAST Tournament Champions

Rank

Date	Opponent	UC Opp.	Att.	TV	Score
11/17	Yale (GP) \$	1	10,167	espn2	W,70-60
11/19	Nevada (GP) \$	1	10,167	ESPN	W, 93-79
11/22	Sacred Heart (HCC)	1	16,085	tv20	W, 111-64
11/26	vs. Georgia Tech \$\$	1	7,607	ESPN	L, 61-77
11/28	vs. Utah \$	1	8,910	ESPN	W, 76-44
12/1	Lehigh (HCC)	3	16,103	tv20	W, 75-55
12/6	Army (GP)	3	10,167	tv20	W, 74-46
12/13	Quinnipiac (GP)	2	16,294	tv20	W, 88-55
12/20	Iona (HCC)	1	16,294	tv20	W, 104-54
12/28	Ball State (HCC)	1	16,294	tv20	W, 101-62
12/30	Massachusetts (HCC)	1	16,294	--	W, 91-67
1/2	at Rice	1	4,653	NESN/fsny	W, 92-83
1/6	at Rutgers	1	8,044	tv20	W, 75-74
1/11	Oklahoma (GP)	1 6	10,167	CBS	W, 86-59
1/14	Georgetown (GP)	1	10,167	ESPN	W, 94-70
1/17	at North Carolina	1 9	21,750	tv20	L, 83-86
1/19	Pittsburgh (HCC)	4 9	16,294	tv20	W, 68-65
1/24	Providence (HCC)	4	16,294	tv20	L, 56-66
1/28	at Virginia Tech	6	4,653	tv20	W, 96-60
1/31	at Boston College	6	8,044	tv20	W, 63-58
2/2	Syracuse (HCC)	5 18	16,294	ESPN	W, 84-56
2/7	West Virginia (GP)	5	10,167	tv20	W, 88-58
2/9	at Notre Dame	5	11,418	ESPN	L, 74-80
2/15	at Pittsburgh	5 4	12,817	ABC	L, 68-75
2/18	Miami (HCC)	8	16,294	tv20	W, 76-63
2/21	Notre Dame (HCC)	8	16,294	CBS	W, 61-50
2/24	at St. John's	8	11,736	espn2	W, 71-53
2/28	at Villanova	8	16,392	ESPN	W, 75-74 ot
3/1	Seton Hall (GP)	7	10,167	ESPN	W, 89-67
3/7	at Syracuse	7 24	32,944	CBS	L, 56-67
3/11	vs. Notre Dame *	9	19,528	ESPN/espn2	W, 66-58
3/12	vs. Villanova *	9	19,528	ESPN/espn2	W, 87-64
3/13	vs. Pittsburgh *	9 6	19,528	ESPN/espn2	W, 61-58
3/18	vs. Vermont #	7	18,686	CBS	W, 70-53
3/20	vs. DePaul ##	7	18,686	CBS	W, 72-55
3/25	vs. Vanderbilt %	7	17,889	CBS	W, 73-53
3/27	vs. Alabama %%	7	17,889	CBS	W, 87-71
4/3	vs. Duke @	7 6	44,147	CBS	W, 79-78
4/5	vs. Georgia Tech @@	7 14	44,147	CBS	W, 82-73

\$ Pre-Season NIT

\$\$ Pre-Season NIT, Madison Square Garden, New York, N.Y.

\* BIG EAST Tournament at Madison Square Garden, New York, N.Y.

# NCAA Phoenix Regional First Round, Buffalo, NY

## NCAA Phoenix Regional Second Round, Buffalo, NY

% NCAA Phoenix Regional Semi-Finals, Phoenix, AZ

%% NCAA Phoenix Regional Finals, Phoenix, AZ

@ NCAA National Semi-Finals, San Antonio, TX

@@ NCAA National Championship, San Antonio, TX

2002-03

Head Coach: Jim Calhoun

23-10, 10-6 in the BIG EAST

14-2 home, 5-6 away, 4-2 neutral

NCAA Tournament Sweet 16

BIG EAST Regular Season Co-Champions

Rank

Date	Opponent	UC Opp.	Att.	TV	Score
11/23	Quinnipiac (GP)	14	10,167	tv20	W, 91-72
11/25	G. Washington (HCC)	12	14,863	--	W, 67-55
12/1	at Vanderbilt	11	12,490	tv20	W, 76-70
12/3	Sacred Heart (GP)	11	10,167	--	W, 116-78
12/7	Wagner (GP)	11	10,167	tv20	W, 97-85
12/10	Massachusetts (HCC)	9	14,962	tv20	W, 59-48
12/21	UNC Asheville (HCC)	8	14,102	tv20	W, 117-67
12/28	Central Conn. (HCC)	6	16,294	tv20	W, 93-65

# ALL-TIME RESULTS

1/2	St. Bonaventure (HCC)	5	-	15,889	-	W, 95-78
1/7	at Oklahoma	3	9	11,638	espn2	L, 63-73
1/11	Miami (GP)	3	-	10,167	tv20	W, 83-80 ot
1/14	Virginia Tech (HCC)	t6	-	16,294	tv20	W, 83-65
1/18	at North Carolina	t6	-	21,750	ESPN	L, 65-68
1/20	at Miami	11	-	6,884	ESPN	L, 76-77
1/25	Villanova (HCC)	11	-	16,294	tv20	W, 74-65
1/27	at St. John's	14	-	21,750	ESPN	W, 74-68
2/1	Boston College (GP)	18	-	6,884	tv20	L, 71-95
2/5	at Virginia Tech	18	-	4,557	tv20	L, 74-95
2/8	at Providence	23	-	12,993	ESPN	W, 84-68
2/10	Syracuse (HCC)	23	17	16,294	ESPN	W, 75-61
2/15	at Villanova	arv	-	16,241	tv20	L, 70-79
2/19	Rutgers (HCC)	arv	-	15,499	tv20	W, 87-70
2/22	St. John's (GP)	arv	-	10,167	CBS	W, 77-69
2/24	at Notre Dame	arv	9	11,418	ESPN	W, 87-79
3/2	at Pittsburgh	arv	8	12,508	CBS	L, 67-71
3/5	Providence (GP)	arv	-	10,167	tv20	L, 70-76
3/8	at Boston College	arv	-	8,606	ESPN	W, 91-54
3/13	vs. Seton Hall *	arv	-	19,528	ESPN/espn2	W, 83-70
3/14	vs. Syracuse *	arv	11	19,528	ESPN/espn2	W, 80-67
3/15	vs. Pittsburgh *	arv	5	19,528	ESPN/espn2	L, 56-74
3/20	vs. Brigham Young #	23	-	11,284	CBS	W, 58-53
3/22	vs. Stanford ##	23	18	11,271	CBS	W, 85-74
3/28	vs. Texas %	23	5	30,009	CBS	L, 78-82

\* BIG EAST Tournament, Madison Square Garden, New York, NY  
 # NCAA South Regional First Round, Spokane, WA  
 ## NCAA South Regional Second Round, Spokane, WA  
 % NCAA South Regional Semi-Finals, San Antonio, TX

**2001-02**

Head Coach: Jim Calhoun

27-7, 13-3 in the BIG EAST

13-2 home, 7-3 away, 7-2 neutral

NCAA Tournament Elite Eight

BIG EAST Tournament Champions

BIG EAST Regular Season Champions

Date	Opponent	UC Opp.	Att.	TV	Score
11/19	Vanderbilt (HCC)	-	-	15,904	tv20 W, 84-71
11/26	New Hampshire (HCC)	-	-	15,935	tv20 W, 110-58
12/2	vs. G. Washington \$	-	-	13,860	- W, 84-76
12/3	vs. Maryland	2	-	14,813	- L, 65-77
12/8	Northeastern (GP)	-	-	10,027	tv20 W, 80-44
12/11	at Massachusetts +	-	-	8,894	ESPN W, 69-59
12/21	Quinnipiac (HCC)	-	-	15,857	tv20 W, 95-79
12/28	St. Bonaventure (HCC)	-	-	6,294	tv20 L, 70-88
1/2	at Virginia Tech	-	-	2,581	tv20 W, 86-74
1/5	Miami (GP)	-	-	10,027	tv20 W, 76-75
1/7	Oklahoma (HCC)	-	-	16,294	ESPN L, 67-69
1/10	Virginia Tech (HCC)	-	-	16,294	tv20 W, 95-60
1/13	at Villanova	-	-	12,072	tv20 W, 70-65
1/16	at Providence	-	-	12,143	tv20 W, 69-62
1/19	North Carolina (GP)	-	-	10,027	CBS W, 86-54
1/23	St. John's (GP)	25	-	10,027	tv20 W, 75-70
1/26	at Arizona	25	10	14,577	CBS W, 100-98 ot
1/30	at Rutgers	17	-	7,526	tv20 L, 53-61
2/2	at Miami	17	15	10,135	tv20 L, 66-68
2/5	Providence (HCC)	-	-	16,294	espn2 W, 67-56
2/9	at St. John's	-	-	19,580	ESPN L, 83-85 ot
2/11	Villanova (HCC)	-	-	16,294	ESPN W, 46-40
2/16	Boston College (HCC)	-	-	16,294	tv20 W, 79-77 ot
2/19	at Georgetown	-	-	11,223	espn2 W, 75-74
2/23	West Virginia (GP)	-	-	10,027	tv20 W, 95-73
2/25	at Boston College	23	-	8,163	ESPN W, 75-61
3/2	Seton Hall (GP)	23	-	10,027	ESPN W, 90-78
3/7	vs. Villanova *	19	-	19,528	espn2 W, 72-70
3/8	vs. Notre Dame *	19	-	19,528	ESPN W, 82-77
3/9	vs. Pittsburgh *	19	-	19,528	ESPN W, 74-65 2ot
3/15	vs. Hampton #	10	-	17,725	CBS W, 78-67
3/17	vs. No. Carolina St. ##	10	25	17,725	CBS W, 77-74
3/22	vs. Southern Illinois %	10	-	29,252	CBS W, 71-59
3/24	vs. Maryland %%	10	4	29,252	CBS L, 82-90

\$ BB&T Classic, MCI Center, Washington, DC  
 + MassMutual "UGame", Mullins Center, Amherst, MA  
 \* BIG EAST Tournament, Madison Square Garden, New York, N.Y.  
 # NCAA East Regional First Round, Washington, DC  
 ## NCAA East Regional Second Round, Washington, DC  
 % NCAA East Regional Semi-Finals, Syracuse, N.Y.  
 %% NCAA East Regional Finals, Syracuse, N.Y.

**2000-01**

Head Coach: Jim Calhoun

20-12, 8-8 in the BIG EAST

16-2 home, 1-8 road, 3-2 neutral

National Invitation Tournament Second Round

Date	Opponent	UC Opp.	Att.	TV	Score
11/17	Quinnipiac (HCC)	13	-	14,423	tv20 W, 86-71
11/20	vs. Dayton @	13	-	2,500	tv20 L, 66-80
11/21	vs. Chaminade @	12	-	2,500	- W, 77-61
11/22	vs. Louisville @	12	-	2,500	tv20 W, 83-71
11/28	Brown (GP)	16	-	9,992	tv20 W, 88-78
11/30	Houston (GP)	16	-	10,027	tv20 W, 72-60
12/2	New Hampshire (GP)	16	-	10,027	tv20 W, 97-70
12/9	Arizona (GP)	15	5	10,027	CBS W, 71-69
12/12	Massachusetts +	11	-	9,123	ESPN W, 82-67
12/22	Fairfield (HCC)	11	-	15,694	tv20 W, 100-66
12/26	Rhode Island (HCC)	10	-	16,294	tv20 W, 87-76
12/28	Stony Brook (HCC)	10	-	15,876	tv20 W, 67-58
1/3	at Boston College	10	-	8,606	tv20 L, 68-85
1/6	St. John's (GP)	10	-	10,027	CBS W, 82-80
1/10	Pittsburgh (HCC)	13	-	16,294	tv20 W, 73-53
1/13	at Providence	13	-	12,409	tv20 L, 68-81
1/15	at Texas	13	23	14,311	ESPN L, 56-60
1/20	at Miami	15	-	7,138	tv20 L, 59-70
1/24	Villanova (HCC)	24	-	16,294	ESPN L, 59-70
1/30	at St. John's	-	-	16,314	espn2 L, 55-60
2/3	Virginia Tech (GP)	-	-	10,027	tv20 W, 85-72
2/6	Providence (HCC)	-	-	16,294	tv20 W, 83-68
2/10	at Villanova	-	-	15,242	tv20 L, 60-74
2/13	Boston College (HCC)	-	9	16,294	tv20 W, 82-71
2/17	at Virginia Tech	-	-	6,211	tv20 W, 61-46
2/19	at Syracuse	-	17	22,082	ESPN L, 60-65
2/24	Miami (GP)	-	-	10,027	ABC W, 60-53
2/26	Notre Dame (HCC)	-	13	16,294	ESPN W, 75-59
3/3	at Seton Hall	-	-	18,055	CBS L, 63-65
3/7	vs. Syracuse*	-	14	19,528	ESPN L, 75-86
3/12	South Carolina# (GP)	-	-	3,244	espn2 W, 72-65
3/18	Detroit Mercy## (GP)	-	-	8,689	- L, 61-67

@ Maui Invitational, Maui, Hawaii  
 + MassMutual "UGame", Hartford Civic Ctr., Hartford, CT  
 \* BIG EAST Tournament at Madison Square Garden, New York, N.Y.  
 # National Invitation Tournament First Round, Storrs, CT  
 ## National Invitation Tournament Second Round, Storrs, CT

**1999-00**

Head Coach: Jim Calhoun

25-10 overall, 10-6 in the BIG EAST

13-3 home, 6-4 away, 6-3 neutral

NCAA Tournament Second Round

Date	Opponent	UC Opp.	Att.	TV	Score
11/11	vs. Iowa @	1	-	19,548	espn2 L, 68-70
11/12	vs. Duke @	1	10	19,548	ESPN W, 71-66
11/19	Vermont (GP)	8	-	10,027	tv20 W, 89-52
11/22	Massachusetts (GP) +	8	-	10,027	espn2 W, 79-65
11/29	Coppin State (HCC)	7	-	16,150	tv20 W, 89-44
12/4	UNC Asheville (GP)	5	-	10,027	tv20 W, 98-68
12/7	vs. Arizona \$	6	2	16,294	ESPN W, 78-69
12/12	Fordham (GP)	6	-	8,917	tv20 W, 94-75
12/23	Fairfield (HCC)	2	-	16,294	tv20 W, 84-60
12/30	at Houston	2	-	8,917	tv20 W, 82-76
1/3	Sacred Heart (HCC)	2	-	16,294	tv20 W, 83-56
1/5	Notre Dame (HCC)	2	-	16,294	tv20 L, 70-75
1/8	at Pittsburgh	2	-	6,798	tv20 W, 73-51

1/10	Texas (HCC)	2	15	16,294	ESPN W, 76-67
1/16	St. John's (GP)	5	-	10,027	CBS L, 77-82
1/22	at Georgetown	8	-	16,989	CBS W, 92-71
1/24	at Syracuse	8	4	26,474	ESPN L, 74-88
1/27	Providence (HCC)	6	-	16,294	tv20 W, 64-50
1/30	Seton Hall (HCC)	6	-	16,294	tv20 W, 66-56
2/2	at Villanova	7	-	15,541	ESPN W, 74-60
2/5	at Michigan State	7	6	14,659	CBS L, 66-85
2/9	Boston College (HCC)	13	-	16,294	tv20 W, 87-58
2/12	at Notre Dame	13	-	11,418	tv20 L, 66-68
2/14	at Seton Hall	13	23	12,369	espn2 W, 59-50
2/19	Miami (GP)	18	-	10,027	ABC L, 57-63
2/21	at St. John's	18	-	19,410	ESPN L, 64-79
2/26	West Virginia (GP)	22	-	10,027	tv20 W, 72-71
2/28	at Rutgers	22	-	8,504	ESPN W, 74-69
3/4	Syracuse (HCC)	24	-	16,294	CBS W, 79-64
3/8	vs. Boston College*	21	-	17,729	ESPN W, 70-55
3/9	vs. Seton Hall*	21	-	18,406	ESPN W, 79-64
3/10	vs. Georgetown*	21	-	19,528	ESPN W, 70-55
3/11	vs. St. John's*	21	19	19,528	ESPN L, 70-80
3/17	vs. Utah State#	20	-	11,061	CBS W, 75-67
3/19	vs. Tennessee##	20	10	16,108	CBS L, 51-65

@ Coaches vs. Cancer IKON Classic, MSG, New York, N.Y.  
 \$ Great Eight Basketball Classic, United Ctr., Chicago, IL  
 + MassMutual "UGame", Gampel Pavilion, Storrs, CT  
 \* BIG EAST Tournament at Madison Square Garden, New York, N.Y.  
 # NCAA South Regional First Round, Birmingham, AL  
 ## NCAA South Regional Second Round, Birmingham, AL

**1998-99**

Head Coach: Jim Calhoun

34-2, 16-2 in the BIG EAST

13-2 home, 11-0 away, 10-0 neutral

NCAA National Champions

BIG EAST Tournament Champions

BIG EAST Regular Season Champions

Date	Opponent	UC Opp.	Att.	TV	Score
11/15	Quinnipiac (GP)	2	-	10,027	tv20 W, 102-60
11/19	Richmond (GP)	2	-	10,027	espn2 W, 77-57
11/24	Hartford (HCC)	2	-	16,192	tv20 W, 95-58
11/27	Wagner (HCC)	2	-	16,024	tv20 W, 111-46
12/1	vs. Washington \$	1	14	19,124	ESPN W, 69-48
12/5	Michigan State (GP)	1	9	10,027	CBS W, 82-68
12/9	at Massachusetts +	1	-	9,493	ESPN W, 59-54
12/12	at Pittsburgh	1	18	6,798	tv20 W, 70-69
12/23	Fairfield (HCC)	1	-	16,294	tv20 W, 102-67
12/30	Villanova (HCC)	1	-	16,294	tv20 W, 100-76
1/2	Georgetown (GP)	1	-	10,077	tv20 W, 87-64
1/6	at Boston College	1	-	8,606	tv20 W, 91-78
1/9	at West Virginia	1	-	10,118	tv20 W, 80-45
1/12	Notre Dame (HCC)	1	-	16,294	tv20 W, 101-70
1/16	Pittsburgh (HCC)	1	-	16,294	tv20 W, 81-58
1/20	at Miami	1	25	15,147	ESPN W, 70-68
1/23	Seton Hall (GP)	1	-	10,027	tv20 W, 62-47
1/25	at Georgetown	1	-	15,964	ESPN W, 78-71
1/30	at St. John's	1	9	19,528	CBS W, 78-74
2/1	Syracuse (HCC)	1	16	16,294	ESPN L, 42-59
2/6	at Stanford	1	4	7,391	ABC W, 70-59
2/10	Boston College (HCC)	2	-	16,294	tv20 W, 66-50
2/13	at Seton Hall	2	-	14,851	tv20 W, 53-48
2/16	Rutgers (GP)	2	-	10,027	espn2 W, 77-64
2/20	Miami (GP)	2	15	10,027	CBS L, 71-73
2/22	at Providence	2	-	12,993	ESPN W, 72-65
2/28	at Syracuse	4	20	30,367	CBS W, 70-58
3/4	vs. Seton Hall *	3	-	17,540	ESPN W, 57-56
3/5	vs. Syracuse *	3	-	19,548	ESPN W, 71-50
3/6	vs. St. John's *	3	-	19,548	ESPN W, 82-63
3/11	vs. TX-San Antonio #	3	-	16,237	CBS W, 91-66
3/13	vs. New Mexico ##	3	24	16,237	CBS W, 78-56



ALL-TIME RESULTS

3/18	vs. Iowa %	3	20	17,957	CBS	W, 78-68
3/20	vs. Gonzaga %%	3	-	18,053	CBS	W, 67-62
3/27	vs. Ohio State @	3	14	41,340	CBS	W, 64-58
3/29	vs. Duke @@	3	1	41,340	CBS	W, 77-74

\$ Great Eight Basketball Classic, United Center, Chicago, IL  
 + MassMutual "UGame", Mullins Center, Amherst, MA  
 \* BIG EAST Tournament at Madison Square Garden, New York, N.Y.  
 # NCAA West Regional First Round, Denver, CO  
 ## NCAA West Regional Second Round, Denver, CO  
 % NCAA West Regional Semi-Finals, Phoenix, AZ  
 %% NCAA West Regional Finals, Phoenix, AZ  
 @ NCAA National Semi-Finals, St. Petersburg, FL  
 @@ NCAA National Championship, St. Petersburg, FL

1997-98

Head Coach: Jim Calhoun

32-5, 15-3 in the BIG EAST

17-0 home, 7-3 away, 8-2 neutral

NCAA Tournament Elite Eight

BIG EAST Tournament Champions

BIG EAST Regular Season Champions

Date	Opponent	UC Opp.	Att.	TV	Score
11/15	Yale (HCC)	12	-	13,391	tv8 W, 88-57
11/17	Boston Univ. (GP) \$	12	-	9,311	- W, 68-54
11/19	Rhode Island (GP) \$	12	20	9,592	ESPN W, 80-67
11/24	Coppin State (HCC)	12	-	13,212	tv8 W, 72-50
11/26	vs. Florida State \$\$	11	25	11,510	ESPN L, 60-67
11/28	vs. Arizona State \$\$	11	-	12,254	ESPN W, 82-61
12/3	West Virginia (GP)	12	-	19,621	tv8 W, 88-75
12/7	at Rutgers	12	-	6,112	tv8 W, 59-44
12/10	at Virginia	13	-	6,841	tv8 W, 74-63
12/20	UNC-Wilmington (HCC)	12	-	13,911	tv8 W, 93-55
12/23	vs. Massachusetts +	11	-	10,797	ESPN W, 72-55
12/28	Hartford (HCC)	11	-	14,505	tv8 W, 100-69
12/30	Fairfield (HCC)	10	-	14,313	tv8 W, 90-63
1/3	Notre Dame (HCC)	10	-	15,101	tv8 W, 84-58
1/6	at Miami	10	-	8,247	tv8 L, 67-76
1/11	at Boston College	8	-	7,976	tv8 W, 80-68
1/13	Seton Hall (HCC)	10	-	14,756	tv8 W, 80-59
1/17	Georgetown (HCC)	10	-	16,294	CBS W, 86-72
1/19	at St. John's	10	-	11,768	ESPN L, 62-64
1/24	at Syracuse	8	15	25,718	CBS W, 63-54
1/27	at Providence	9	-	12,978	espn2 W, 63-56
1/31	Rutgers (GP)	9	-	10,027	tv8 W, 73-56
2/2	Villanova (HCC)	9	-	15,439	ESPN W, 80-65
2/7	Stanford (GP)	7	-	10,027	CBS W, 76-56
2/11	at West Virginia	6	16	15,167	ESPN L, 62-80
2/14	Pittsburgh (HCC)	6	-	15,467	tv8 W, 92-67
2/17	at Notre Dame	7	-	10,273	espn2 W, 88-79
2/21	at Villanova	7	-	12,934	tv8 W, 83-76
2/23	Providence (HCC)	7	-	16,129	ESPN W, 77-68
2/28	St. John's (GP)	6	-	10,027	tv8 W, 87-58
3/5	vs. Providence *	6	-	15,377	ESPN W, 64-55
3/6	vs. Rutgers *	6	-	19,548	ESPN W, 64-50
3/7	vs. Syracuse *	6	22	18,521	ESPN W, 69-64
3/12	vs. Fair. Dickinson #	6	-	19,288	CBS W, 93-85
3/14	vs. Indiana ##	6	-	19,320	CBS W, 78-68
3/19	vs. Washington %	6	-	23,235	CBS W, 75-74
3/21	vs. N. Carolina %%	6	1	23,235	CBS L, 64-75

\$ Pre-Season NIT  
 \$\$ Pre-Season NIT, Madison Square Garden, New York, N.Y.  
 + MassMutual "UGame", Hartford Civic Center, Hartford, CT  
 \* BIG EAST Tournament, Madison Square Garden, New York, N.Y.  
 # NCAA East Regional First Round, Washington, DC  
 ## NCAA East Regional Second Round, Washington, DC  
 % NCAA East Regional Semi-Finals, Greensboro, NC  
 %% NCAA East Regional Final, Greensboro, NC

1996-97

Head Coach: Jim Calhoun

18-15, 7-11 in the BIG EAST

12-7 home, 4-5 away, 2-3 neutral

National Invitational Tournament-3rd Place

Date	Opponent	UC Opp.	Att.	TV	Score
11/15	Indiana +	-	24	32,250	ESPN L, 61-68
11/25	Northeastern (HCC)	-	-	13,005	tv8 W, 89-37
11/29	Yale (HCC)	-	-	14,529	tv8 W, 72-39
12/2	SW Texas St. (HCC)	-	-	14,104	tv8 W, 66-49
12/4	at Pittsburgh	-	-	95,37	tv8 L, 49-56
12/7	Boston College (GP)	-	20	10,027	tv8 W, 61-54
12/21	Fairfield (HCC)	-	-	14,918	tv8 W, 68-58
12/23	Virginia (OT) (GP)	-	-	10,027	tv8 W, 64-61
12/27	vs. Massachusetts %	-	-	14,389	ESPN W, 64-61
12/29	Hartford (HCC)	-	-	13,793	tv8 W, 104-62
1/2	at Rutgers	-	-	5,806	tv8 W, 66-57
1/4	West Virginia (HCC)	-	-	15,358	tv8 W, 79-62
1/8	St. John's (GP)	-	-	10,027	tv8 L, 67-71 ot
1/11	at Georgetown	-	-	12,181	tv8 W, 69-54
1/19	Kansas (HCC)	-	1	16,294	CBS L, 65-73
1/22	at Miami	-	-	6,662	tv8 L, 46-69
1/26	Syracuse (HCC)	-	-	16,294	CBS L, 53-65
1/29	Providence (GP)	-	-	10,027	ESPN L, 47-62
2/1	at Seton Hall	-	-	15,141	tv8 W, 62-55
2/3	Georgetown (HCC)	-	-	15,842	ESPN L, 51-52
2/8	at Notre Dame	-	-	10,196	tv8 L, 65-71 ot
2/12	at Boston College	-	-	8,134	ESPN W, 61-56
2/15	Miami (GP)	-	-	10,027	tv8 W, 72-52
2/17	at Syracuse	-	-	22,950	ESPN L, 66-71 ot
2/23	at Villanova	-	19	17,263	CBS L, 58-65
2/25	Pittsburgh (HCC)	-	-	15,746	espn2 L, 74-77
3/1	Seton Hall (HCC)	-	-	16,186	tv8 L, 60-73
3/5	vs. Pittsburgh *	-	-	18,291	ESPN L, 62-63
3/12	vs. Iona (GP)#	-	-	6,029	- W, 71-66
3/18	vs. Bradley (GP)#	-	-	8,338	CPTV W, 63-47
3/21	vs. Nebraska (GP)#	-	-	8,411	CPTV W, 76-67
3/25	vs. Florida State ##	-	-	13,841	ESPN L, 66-71 ot
3/27	vs. Arkansas ##	-	-	15,849	- W, 74-64

+ The Classic, RCA Dome, Indianapolis, IN  
 % MassMutual "UGame", Hartford Civic Center, Hartford, CT  
 \* BIG EAST Tournament, Madison Square Garden, New York, N.Y.  
 # National Invitation Tournament  
 ## National Invitation Tournament, Madison Square Garden

1995-96

Head Coach: Jim Calhoun

32-3\*\*, 17-1 in the BIG EAST

15-0 home, 10-1 away, 7-2 neutral\*\*

NCAA Tournament Sweet 16\*\*

BIG EAST Tournament Champions

BIG EAST Regular Season Champions

Date	Opponent	UC Opp.	Att.	TV	Score
11/22	vs. Texas Christian \$	6	-	7,863	espn2 W, 102-76
11/24	vs. Iowa \$	6	10	7,863	- L, 95-101 ot
11/25	vs. Indiana \$	6	-	7,863	- W, 86-52
11/29	Northeastern (HCC)	9	-	15,522	tv8 W, 86-39
12/3	Boston College (HCC)	9	-	16,294	tv8 W, 63-62
12/6	at Notre Dame	9	-	11,089	tv8 W, 85-65
12/8	Yale (HCC)	9	-	15,112	tv8 W, 93-66
12/12	at Florida State	8	-	8,873	ESPN W, 79-61
12/23	Fairfield (GP)	8	-	8,241	tv8 W, 86-52
12/27	at Col. of Charleston	7	-	6,721	tv8 W, 77-60
12/30	Hartford (HCC)	7	-	16,294	tv8 W, 102-63
1/3	at West Virginia	7	-	8,013	tv8 W, 89-79
1/6	Miami (HCC)	7	-	16,294	tv8 W, 73-52
1/9	Villanova (GP)	6	7	8,241	ESPN W, 81-73
1/13	at Providence	6	-	13,106	tv8 W, 83-74
1/17	St. John's (HCC)	5	-	16,294	ESPN W, 88-73
1/21	Syracuse (HCC)	5	12	16,294	CBS W, 79-70
1/23	Central Conn. (HCC)	4	-	15,828	tv8 W, 116-46

1/25	at Pittsburgh	4	-	6,798	ESPN W, 69-63
1/28	Virginia (HCC)	4	-	16,294	CBS W, 76-46
1/31	at Rutgers	4	-	8,091	tv8 W, 77-59
2/3	at St. John's	4	-	19,544	tv8 W, 77-63
2/6	Providence (GP)	4	-	8,241	ESPN W, 99-77
2/14	West Virginia (GP)	3	-	8,241	tv8 W, 87-69
2/17	Notre Dame (GP)	3	-	8,241	NBC W, 85-65
2/19	at Georgetown	3	-	19,035	ESPN L, 65-77
2/25	at Villanova	3	-	18,524	CBS W, 70-59
2/28	Rutgers (GP)	4	-	8,241	tv8 W, 78-66
3/2	at Seton Hall	4	-	20,029	tv8 W, 87-58
3/7	vs. Seton Hall *	3	-	19,544	ESPN W, 79-58
3/8	vs. Syracuse *	3	15	19,544	ESPN W, 85-67
3/9	vs. Georgetown *	3	4	19,544	ESPN W, 75-74
3/14	**vs. Colgate #	3	-	31,373	CBS W, 68-59
3/16	**vs. E. Michigan ##	3	-	32,293	CBS W, 95-81
3/22	**vs. Mississippi St. %	3	19	28,890	CBS L, 55-60

\$ Great Alaska Shootout, Anchorage, AK  
 \* BIG EAST Tournament, Madison Square Garden, New York, N.Y.  
 # NCAA Midwest Regional First Round, Indianapolis, IN  
 ## NCAA Midwest Regional Second Round, Indianapolis, IN  
 % NCAA Midwest Regional Semi-Finals, Lexington, KY  
 \*\* NCAA Tournament games vacated; official NCAA record 30-2

1994-95

Head Coach: Jim Calhoun

28-5, 16-2 in the BIG EAST

14-1 home, 8-2 away, 6-2 neutral

NCAA Tournament Elite Eight

BIG EAST Regular Season Champions

Date	Opponent	UC Opp.	Att.	TV	Score
11/25	Lafayette (HCC)	16	-	15,847	- W, 110-48
11/29	vs. Duke \$	16	8	17,264	ESPN W, 90-86
12/2	Yale (HCC)	16	-	15,931	tv8 W, 105-53
12/6	at Boston College	10	-	8,606	tv8 W, 74-70
12/23	Fairfield (HCC)	20	-	16,294	- W, 85-68
12/27	Illinois (HCC)	8	-	16,294	tv8 W, 71-56
12/30	Northeastern (HCC)	6	-	16,294	- W, 88-70
1/3	at Villanova	6	-	6,500	tv8 W, 77-62
1/5	Hartford (GP)	6	-	8,241	- W, 102-77
1/8	St. John's (HCC)	2	-	16,294	CBS W, 98-78
1/11	at Pittsburgh	2	-	6,798	tv8 W, 85-76
1/14	Providence (GP)	2	-	8,241	tv8 W, 70-62
1/16	Georgetown (HCC)	2	10	16,294	ESPN W, 93-73
1/21	at Seton Hall	2	-	17,049	tv8 W, 86-81
1/23	Syracuse (GP)	2	6	8,241	ESPN W, 86-75
1/28	at Kansas +	4	7	16,981	CBS L, 59-88
1/31	Miami (HCC)	4	-	16,294	tv8 W, 82-57
2/4	at St. John's	3	-	19,542	tv8 W, 99-82
2/6	Pittsburgh (GP)	3	-	8,241	ESPN W, 90-61
2/12	at Syracuse	1	9	31,211	CBS W, 77-70
2/14	at Georgetown	1	22	17,690	tv8 W, 91-85
2/18	Villanova (GP)	4	15	8,241	CBS L, 73-96
2/21	Boston College (HCC)	4	-	16,294	tv8 W, 88-75
2/25	Seton Hall (GP)	4	-	8,241	tv8 W, 75-61
2/27	at Providence	4	-	13,106	ESPN L, 70-72
3/4	at Miami	6	-	11,263	tv8 W, 75-67
3/10	vs. Pittsburgh *	6	-	19,544	tv8 W, 81-78
3/11	vs. Georgetown *	6	22	19,544	CBS W, 88-81
3/12	vs. Villanova *	8	10	19,544	CBS L, 78-94
3/16	vs. Tenn.-Chatt. #	8	-	11,790	CBS W, 100-71
3/18	vs. Cincinnati ##	8	-	13,521	CBS W, 96-91
13/23	vs. Maryland %	8	10	14,399	CBS W, 99-89
3/25	vs. UCLA %%	8	1	14,399	CBS L, 96-102

\$ Great Eight Basketball Tourn., The Palace, Auburn Hills, MI  
 + Kemper Arena, Kansas City, MO  
 \* BIG EAST Tournament at Madison Square Garden, New York, N.Y.  
 # NCAA West Regional First Round, Salt Lake City, UT  
 ## NCAA West Regional Second Round, Salt Lake City, UT  
 % NCAA West Regional Semi-Finals, Oakland, CA  
 %% NCAA West Regional Final, Oakland, CA

ALL-TIME RESULTS

1993-94

Head Coach: Jim Calhoun

29-5, 16-2 in the BIG EAST

15-0 home, 9-2 away, 5-3 neutral

NCAA Tournament Sweet 16

BIG EAST Regular Season Champions

Date	Opponent	UC	Opp.	Attn.	TV	Score
11/27	vs. Towson State	\$	-	2,410	-	W, 107-67
11/29	at Virginia	-	12	8,457	tv8	W, 77-36
12/1	Yale (GP)	-	-	8,241	-	W, 81-64
12/8	at Seton Hall	21	20	13,908	tv8	W, 82-66
12/11	Central Conn. (HCC)	21	-	15,785	-	W, 117-63
12/15	Texas (GP)	16	-	8,241	ESPN	W, 96-86
12/23	Fairfield (HCC)	15	-	16,294	-	W, 75-57
12/28	vs. Texas-Arlington	+ 14	-	2,350	-	W, 112-72
12/29	vs. Ohio University	+ 14	-	750	-	L, 76-85
12/30	vs. Tennessee Tech	+ 14	-	1,800	-	W, 130-78
1/2	Winthrop (GP)	14	-	8,241	-	W, 113-59
1/4	Georgetown (HCC)	16	-	16,294	tv8	W, 77-65
1/8	Boston College (GP)	16	-	8,241	tv8	W, 77-71
1/10	Syracuse (HCC)	14	15	16,294	ESPN/tv8	W, 75-67
1/15	at St. John's	14	-	19,542	tv8	W, 85-81
1/17	Hartford (HCC)	10	-	16,294	-	W, 88-62
1/19	at Providence	10	-	13,106	ESPN	W, 79-78
1/25	Villanova (HCC)	6	-	16,294	NESN	W, 91-67
1/29	at Pittsburgh	6	-	6,798	tv8	W, 88-67
2/1	at Syracuse	5	-	24,540	tv8	L, 95-108
2/5	Miami (GP)	5	-	8,241	tv8	W, 73-57
2/9	at Boston College	6	-	8,706	ESPN	W, 94-91 2ot
2/12	Seton Hall (GP)	6	-	8,241	tv8	W, 80-68
2/15	at Villanova	3	-	6,500	tv8	L, 63-64
2/19	Providence (GP)	3	-	8,241	tv8	W, 81-73
2/22	at Miami	5	-	4,045	-	W, 74-49
2/26	Pittsburgh (HCC)	5	-	16,294	tv8	W, 78-66
2/28	at Georgetown	14	-	12,013	ESPN	W, 66-62
3/5	St. John's (HCC)	4	-	16,294	CBS	W, 95-80
3/11	vs. St. John's *	2	-	19,544	tv8	W, 97-77
3/12	vs. Providence *	2	-	19,544	CBS	L, 67-69
3/17	vs. Rider #	4	-	16,204	CBS	W, 64-46
3/19	vs. G. Washington ##	4	-	16,204	CBS	W, 75-63
3/25	vs. Florida ###	4	14	15,217	CBS	L, 60-69 ot

\$ Hershey Arena, Hershey, PA + Big Island Invitational, Hilo, HI  
 \* BIG EAST Tournament, Madison Square Garden, New York, N.Y.  
 # NCAA East Regional First Round, Uniondale, NY  
 ## NCAA East Regional Second Round, Uniondale, NY  
 ### NCAA East Regional Semi-Finals, Miami, FL

1992-93

Head Coach: Jim Calhoun

15-13, 9-9 in the BIG EAST

10-6 home, 5-5 road, 0-2 neutral

National Invitation Tournament First Round

Date	Opponent	UC	Opp.	Attn.	TV	Score
11/28	vs. Purdue +	16	24	8,999	ESPN	L, 69-73
12/5	at North Carolina St.	25	-	9,100	ESPN	W, 81-74
12/8	St. John's (GP)	-	-	8,241	tv8	W, 74-72 ot
12/10	Yale (HCC)	-	-	14,567	-	W, 65-38
12/22	Fairfield (HCC)	22	-	15,820	-	W, 90-66
12/28	Hartford (HCC)%	23	-	16,040	-	W, 91-66
12/29	Towson St. (HCC)%	23	-	15,564	-	W, 99-66
1/4	at Seton Hall	19	7	14,965	ESPN	L, 69-72
1/9	at Villanova	19	-	6,500	tv8	W, 87-80
1/12	Pittsburgh (HCC)	15	-	16,294	tv8	L, 78-80
1/16	at Boston College	15	-	8,606	tv8	W, 66-64
1/18	Georgetown (HCC)	17	18	16,294	ESPN	L, 69-86
1/23	Providence (GP)	17	-	8,241	tv8	W, 68-61
1/26	at Miami	22	-	4,058	tb8	L, 65-80
1/30	at St. John's	22	-	18,935	tv8	L, 59-72
2/2	Syracuse (HCC)	-	-	16,294	tv8	L, 57-60
2/6	Florida State (GP)	-	-	8,241	CBS	L, 74-86
2/9	Villanova (GP)	-	-	8,241	tv8	W, 82-62

2/13	Miami (GP)	-	-	8,241	tv8	W, 88-72
2/15	at Syracuse	-	-	26,980	ESPN	W, 80-76
2/20	at Pittsburgh	-	17	6,798	tv8	W, 81-80
2/22	Maine (HCC)	-	-	15,115	ESPN	W, 108-72
2/24	Boston College (GP)	-	-	8,241	CBS	W, 69-64
2/27	Seton Hall (HCC)	-	14	16,294	-	L, 74-82
3/2	at Providence	-	-	13,106	tv8	L, 71-74
3/7	at Georgetown	-	-	9,528	CBS	L, 56-70
3/12	vs. Providence *	-	-	19,522	tv8	L, 55-73
3/19	Jackson State (GP) #	-	-	8,241	-	L, 88-90 ot

+ Hall of Fame Tip-Off Classic, Springfield CC, Springfield, MA  
 % Connecticut Mutual Classic, Hartford CC, Hartford, CT  
 \* BIG EAST Tournament at Madison Square Garden, New York, N.Y.  
 # - National Invitation Tournament

1991-92

Head Coach: Jim Calhoun

20-10, 10-8 in the BIG EAST

14-2 home, 5-6 away, 1-2 neutral

NCAA Tournament Second Round

Date	Opponent	UC	Opp.	Attn.	TV	Score
11/22	Hartford (HCC)	15	-	16,184	-	W, 76-46
11/29	Yale (HCC)	15	-	16,184	-	W, 79-55
12/2	Wake Forest (HCC)*	12	23	13,169	ESPN	W, 84-75
12/7	Maine (GP)	12	-	8,241	-	W, 85-71
12/14	at Texas	8	-	14,309	ESPN	W, 94-77
12/23	Fairfield (GP)	5	-	8,241	-	W, 89-59
12/27	Central Conn. (HCC)%	5	-	16,024	-	W, 112-58
12/28	Furman (HCC)%	5	-	16,174	NESN	W, 87-68
1/2	Miami (GP)	5	-	8,241	tv8	W, 85-62
1/4	at Illinois	5	-	12,376	CBS	W, 70-66
1/7	St. John's (GP)	5	17	8,241	tv8	W, 85-76
1/11	at Villanova	5	-	6,500	tv8	L, 70-79
1/14	Pittsburgh (HCC)	8	-	16,254	tv8	W, 87-77
1/18	at Miami	8	-	10,231	tv8	W, 77-58
1/22	at Providence	7	-	13,106	ESPN	W, 97-86 ot
1/25	Boston College (HCC)	7	-	16,294	NESN	W, 83-77 ot
1/27	Villanova (GP)	6	-	8,241	ESPN	W, 72-58
2/1	at St. John's	6	-	19,876	CBS	L, 57-90
2/3	at Syracuse	10	13	27,347	ESPN	L, 83-84
2/8	Seton Hall (GP)	10	-	8,241	tv8	L, 69-81
2/12	Georgetown (HCC)	18	-	16,294	tv8	L, 63-70
2/19	at Georgetown	21	25	13,108	tv8	L, 58-60
2/22	Providence (GP)	21	-	8,241	NESN	W, 94-73
2/25	at Pittsburgh	24	-	6,511	tv8	L, 77-86
3/1	at Seton Hall	24	22	20,029	SBC	L, 64-77
3/4	Syracuse (HCC)	-	21	16,294	ESPN	W, 85-78
3/7	at Boston College	-	-	8,606	tv8	W, 89-79
3/13	vs. St. John's **	-	-	18,899	tv8	L, 59-64 ot
3/19	vs. Nebraska #	-	-	10,002	CBS	W, 86-65
3/21	vs. Ohio State ##	-	3	16,002	CBS	L, 55-78

\*ACC/BIG EAST Challenge, Hartford, CT  
 % Connecticut Mutual Classic, Hartford CC, Hartford, CT  
 \*\*BIG EAST Tournament, Madison Square Garden, New York, N.Y.  
 #NCAA Southeast Region First Round, Cincinnati, OH  
 ##NCAA Southeast Region Second Round, Cincinnati, OH

1990-91

Head Coach: Jim Calhoun

20-11, 9-7 in the BIG EAST

12-4 home, 6-5 away, 2-2 neutral

NCAA Tournament Sweet 16

Date	Opponent	UC	Opp.	Attn.	TV	Score
11/24	Coll. of Charleston (GP)17	-	-	8,241	-	W, 68-52
11/27	Hartford (GP)	15	-	8,241	-	W, 90-63
11/29	at Yale	15	-	7,873	tv8	W, 49-48
12/6	at North Carolina *	14	10	21,572	ESPN	L, 64-79
12/9	at Maine	14	-	4,587	-	W, 85-60
12/12	New Hampshire (GP)	16	-	8,121	tv8	W, 85-32
12/23	Fairfield (HCC)	15	-	16,294	-	W, 94-70
12/28	Lafayette (HCC)%	13	-	16,049	-	W, 59-57

12/29	Rhode Island (HCC)%	13	-	16,112	-	W, 90-69
1/2	at Boston College	12	-	6,654	tv8	W, 96-70
1/5	Pittsburgh (HCC)	12	11	16,294	NESN	W, 81-76
1/8	at Villanova	9	-	6,500	tv8	W, 74-71
1/10	Central Conn. (GP)	9	-	8,241	-	W, 115-47
1/12	St. John's (GP)	9	10	8,241	CBS	L, 59-72
1/16	at Syracuse	15	8	29,899	ESPN	L, 79-81 ot
1/19	Providence (HCC)	15	-	16,294	tv8	L, 102-108
1/22	at St. John's	19	10	13,017	tv8	L, 62-65
1/26	at Seton Hall	19	-	14,016	NESN	L, 62-76
1/28	Syracuse (HCC)	19	6	16,294	ESPN	L, 66-68
2/2	Villanova (GP)	-	-	8,241	tv8	W, 67-59
2/5	Boston College (GP)	-	-	8,241	tv8	W, 76-59
2/11	Georgetown (HCC)	-	20	16,294	ESPN	W, 61-55
2/16	North Carolina St. (GP)-	-	-	8,241	CBS	L, 59-60
2/19	at Providence	-	-	13,106	tv8	W, 70-66 ot
2/23	at Georgetown	-	25	17,253	CBS	L, 57-71
2/27	Seton Hall (GP)	-	20	8,241	ESPN	W, 62-60 ot
3/2	at Pittsburgh	-	-	6,798	tv8	W, 78-68
3/8	vs. Georgetown **	-	-	19,081	tv8	L, 49-68
3/14	vs. Louisiana State #	-	22	25,348	CBS	W, 79-62
3/16	vs. Xavier ##	-	-	28,114	CBS	W, 66-50
3/22	vs. Duke ###	-	6	30,461	CBS	L, 67-81

\*ACC/BIG EAST Challenge, Chapel Hill, NC  
 %Connecticut Mutual Classic, Hartford CC, Hartford, CT  
 \*\*BIG EAST Tournament, Madison Square Garden, New York, N.Y.  
 # NCAA Midwest Region First Round, Minneapolis, MN  
 ## NCAA Midwest Region Second Round, Minneapolis, MN  
 ### NCAA Midwest Regional Semi-Finals, Pontiac, MI

1989-90

Head Coach: Jim Calhoun

31-6, 12-4 in the BIG EAST

17-1 home, 8-4 away, 6-2 neutral

NCAA Tournament Elite Eight

BIG EAST Tournament Champions

BIG EAST Regular Season Co-Champions

Date	Opponent	UC	Opp.	Attn.	TV	Score
11/24	vs. Texas A&M +	-	-	4,620	tv8	L, 81-92
11/26	vs. Auburn +	-	-	3,302	-	W, 95-81
11/27	vs. Florida State +	-	-	3,179	ESPN	W, 63-60
11/30	Yale (FH)	-	-	4,604	tv8	W, 76-50
12/2	Howard (FH)	-	-	4,604	-	W, 78-59
12/4	Maryland (HCC)*	-	-	10,174	ESPN	W, 87-65
12/7	Hartford (HCC)	-	-	13,102	-	W, 79-54
12/9	Maine (FH)	-	-	4,604	-	W, 95-55
12/12	Villanova (HCC)	-	-	14,947	ESPN	L, 57-64
12/23	Southern Conn. (FH)	-	-	4,604	-	W, 100-37
12/29	St. Joseph's (HCC)%	-	-	13,682	-	W, 83-58
12/30	Mississippi St. (HCC)%-	-	-	14,115	-	W, 84-68



ALL-TIME RESULTS

3/15	vs. Boston University #4	-	15,937	CBS	W, 76-52
3/17	vs. California ##	4	16,011	CBS	W, 74-54
3/22	vs. Clemson \$	4	19,502	CBS	W, 71-70
3/24	vs. Duke \$\$	4	19,546	CBS	L, 78-79

+ Great Alaska Shootout, Anchorage, AK

\* ACC-BIG EAST Challenge

%Connecticut Mutual Classic, Hartford CC, Hartford, CT

\*\* BIG EAST Tournament, Madison Square Garden, New York, N.Y.

# NCAA East Region First Round, Hartford, CT

## NCAA East Region Second Round, Hartford, CT

\$ NCAA Eastern Regional Semi-Finals, East Rutherford, NJ

\$\$ NCAA Eastern Regional Finals, East Rutherford, NJ

1988-89

Head Coach: Jim Calhoun

18-13, 6-10 in the BIG EAST

14-4 home, 4-8 away, 0-1 neutral

National Invitation Tournament Quarterfinals

Date	Opponent	UC Opp.	Attn.	TV	Score
11/26	Hartford (HCC)	-	15,354		W, 67-55
11/30	at Yale	-	3,100	tv8	W, 75-44
12/5	Marist	-	4,604		W, 93-71
12/8	at Purdue	-	14,123	ESPN/tv8	L, 73-88
12/10	at Virginia	-	8,864	-	W, 68-61
12/13	Fairfield	18	4,604	-	W, 71-48
12/23	Pepperdine (HCC)	-	12,217	-	W, 76-70
12/28	Harvard (HCC)%	-	12,217	-	W, 84-43
12/29	Air Force (HCC)%	-	13,255	-	W, 68-55
1/4	Villanova (HCC)	-	16,016	NESN	W, 57-55
1/7	Providence (HCC)	20	16,016	NESN	L, 78-80
1/10	at St. John's	-	16,008	tv8	L, 63-71
1/14	at Seton Hall	13	11,782	tv8	L, 62-76
1/16	Syracuse (HCC)	11	16,016	ESPN	W, 68-62
1/21	at Georgetown	3	12,531	tv8	L, 55-59
1/28	St. John's (HCC)	-	16,016	NESN	W, 80-52
1/30	Massachusetts	-	4,604	-	W, 104-75
2/4	at Providence	-	13,168	tv8	L, 61-65
2/8	Georgetown (HCC)	2	16,016	ESPN	L, 58-70
2/11	Boston College (HCC)	-	16,016	NESN	W, 86-49
2/15	Seton Hall (HCC)	12	15,122	ESPN	L, 69-72
2/18	at Villanova	-	6,500	tv8	L, 67-76 ot
2/22	at Boston College	-	6,814	ESPN	W, 77-75
2/25	Pittsburgh (HCC)	-	15,814	NESN	W, 64-62
2/28	at Syracuse	6	29,124	tv8	L, 72-88
3/4	at Pittsburgh	-	6,798	tv8	L, 80-88
3/6	Central Connecticut	-	4,604	-	W, 94-55
3/10	vs. Seton Hall *	11	19,591	tv8	L, 66-74
3/15	at N.C.-Charlotte #	-	6,686		W, 67-62
3/20	California (HCC) #	-	12,031		W, 73-72
3/22	Alabama-Birm. #	-	4,604		L, 79-85

% Connecticut Mutual Classic, Hartford CC, Hartford, CT

\*BIG EAST Tournament, Madison Square Garden, New York, N.Y.

# National Invitation Tournament

1987-88

Head Coach: Jim Calhoun

20-14, 4-12 in the BIG EAST

12-6 home, 5-7 away, 3-1 neutral

National Invitation Tournament Champions

Date	Opponent	UC Opp.	Attn.	TV	Score
11/28	Md-Eastern Shore	-	3,805	-	W, 102-63
12/2	Yale	-	4,044	tv20	W, 69-59
12/6	Virginia (HCC)	-	10,087	-	L, 59-72
12/8	at Villanova	-	6,500	ESPN	L, 61-63
12/12	Morgan State	-	3,560	-	W, 103-80
12/22	Central Connecticut	-	3,813	-	W, 99-70
12/28	Hartford (HCC)%	-	12,103	-	W, 96-94
12/29	Princeton (HCC)%	-	10,839	-	W, 49-46
1/2	at Pepperdine	-	3,204	tv20	W, 63-60
1/5	at Seton Hall	-	6,427	tv20	L, 58-71
1/9	Providence (HCC)	-	11,239	NESN	W, 79-72

1/13	at Pittsburgh	-	6,798	tv20	L, 58-61
1/16	at Syracuse	-	29,898	tv20	W, 51-50
1/20	Villanova (HCC)	-	13,077	NESN	L, 58-69
1/23	at St. John's	-	6,008	tv20	L, 72-79 ot
1/30	at Georgetown	-	10,709	tv20	L, 59-60
2/2	Seton Hall (HCC)	-	9,274	NESN	L, 59-61
2/4	at Holy Cross	-	1,338	-	W, 82-81
2/6	Georgetown (HCC)	-	16,016	-	W, 66-59
2/8	at Providence	-	7,218	ESPN/tv20	L, 79-85
2/15	Boston College (HCC)	-	10,213	-	W, 53-49
2/18	at Fairfield	-	3,245	-	W, 74-48
2/20	Syracuse (HCC)	-	16,016	NESN	L, 71-73
2/23	at Boston College	-	3,737	tv20	L, 56-64
2/27	Pittsburgh (HCC)	-	16,016	NESN	L, 69-74
2/29	St. John's (HCC)	-	10,781	NESN	L, 62-77
3/5	Brooklyn College	-	4,163		W, 90-51
3/10	vs. Providence*	-	19,591		W, 75-62
3/11	vs. Pittsburgh*	-	19,591		L, 58-75
3/17	at W. Virginia#	-	4,562		W, 62-57 ot
3/21	La. Tech (HCC)#	-	11,331		W, 65-59
3/25	Va-Commonwealth#	-	4,801		W, 72-61
3/29	vs. Boston College##	-	10,453		W, 73-67
3/30	vs. Ohio State##	-	13,779		W, 72-67

% Connecticut Mutual Classic, Hartford CC, Hartford, CT

\*BIG EAST Tournament, Madison Square Garden, New York, N.Y.

# National Invitation Tournament

## National Invitation Tournament, Madison Square Garden, New York, N.Y.

1986-87

Head Coach: Jim Calhoun

9-19, 3-13 in the BIG EAST

7-9 home, 2-9 away, 0-1 neutral

Date	Opponent	UC Opp.	Attn.	TV	Score
11/29	Massachusetts	-	3,446	-	W, 58-54
12/2	at Yale	-	1,079	tv20	L, 75-77 ot
12/4	Central Conn.	-	3,676	tv20	W, 62-52
12/6	Purdue (HCC)	4	9,155	-	L, 70-88
12/9	at Boston Univ.	-	1,449	NESN	L, 71-80
12/11	Rhode Island	-	3,032	-	W, 96-94 ot
12/13	Villanova +	-	7,283	NESN	L, 51-66
12/23	Fairfield	-	2,587	-	W, 54-51
12/29	Hartford (HCC)%	-	12,401	-	L, 48-49
12/30	Lehigh (HCC)%	-	9,829	-	W, 71-57
1/3	Syracuse +	7	8,038	tv20	L, 71-88
1/6	at Seton Hall	-	5,057	tv20	W, 77-68
1/14	at Providence	-	10,029	tv20	L, 89-103
1/17	St. John's (HCC)	13	10,039	-	L, 54-69
1/21	at Georgetown	15	7,353	ESPN	L, 51-65
1/24	Providence (HCC)	-	10,479	-	L, 53-61
1/27	at Boston College	-	3,357	ESPN/tv20	W, 66-60
1/31	at Pittsburgh	17	6,798	tv20	L, 52-73
2/3	at St. Peter's	-	8,741	-	L, 50-75
2/5	Holy Cross	-	3,496	-	W, 64-54
2/7	at Syracuse	11	28,357	tv20	L, 53-59
2/11	Georgetown (HCC)	13	11,035	NESN	L, 50-78
2/14	at Villanova	-	6,500	tv20	L, 58-67
2/18	at St. John's	20	6,008	tv20	L, 55-76
2/21	Pittsburgh (HCC)	8	8,964	-	L, 66-76
2/26	Boston Coll. (HCC)	-	8,340	-	L, 60-66
2/28	Seton Hall (HCC)	-	8,130	-	W, 56-54
3/5	vs. Boston College*	-	19,591		L, 59-61

+ New Haven Coliseum, New Haven, CT

%Connecticut Mutual Classic, Hartford CC, Hartford, CT

\*BIG EAST Tournament at Madison Square Garden, New York, N.Y.

1985-86

Head Coach: Dom Perno

12-16, 3-13 in the BIG EAST

9-6 home, 3-9 away, 0-1 neutral

11/26	Yale		W, 80-76
11/30	St. Peter's		W, 53-40
12/4	at Massachusetts		W, 78-70

12/7	Boston University		W, 89-76
12/10	at Fairfield		W, 74-72
12/14	at Rhode Island		W, 55-42
12/21	Minnesota (HCC)		W, 70-69
12/27	St. Francis (CMC-HCC)		W, 84-61
12/28	Northeastern (CMC-HCC)		L, 73-90
1/4	at Boston College		L, 60-61
1/8	at Georgetown		L, 66-70
1/11	Boston College		W, 80-69
1/13	Villanova (HCC)		L, 59-68
1/18	St. John's (HCC)		L, 60-61
1/21	Seton Hall		W, 82-70
1/25	at Syracuse		L, 67-80
1/29	Central Connecticut		W, 86-69
2/5	Georgetown (HCC)		L, 63-80
2/9	at Villanova		L, 53-59
2/11	Pittsburgh		W, 77-73
2/13	at Holy Cross		L, 70-73
2/15	at St. John's		L, 54-74
2/18	at Seton Hall		L, 62-65
2/22	Providence (HCC)		L, 67-74
2/24	at Pittsburgh		L, 51-79
2/26	at Providence		L, 66-69
3/1	Syracuse (HCC)		L, 68-75
3/5	vs. Seton Hall *		L, 66-76

CMC Connecticut Mutual Classic, Hartford CC, Hartford, CT

\*BIG EAST Tournament at Madison Square Garden, New York, N.Y.

1984-85

Head Coach: Dom Perno

13-15, 6-10 in the BIG EAST

10-7 home, 3-7 away, 0-1 neutral

11/28	at Minnesota		L, 60-61
12/4	at Yale		W, 95-77
12/6	Massachusetts		W, 64-52
12/8	Ohio State (HCC)		L, 65-72
12/11	Fairfield +		L, 74-81
12/15	Rhode Island		W, 93-63
12/28	New Hampshire (CMC-HCC)		W, 81-57
12/29	Iona (CMC-HCC)		L, 54-55
1/2	St. John's (HCC)		L, 51-57
1/5	at Villanova		L, 59-70 ot
1/9	at Providence		L, 66-75
1/12	Pittsburgh		W, 76-74
1/19	at Syracuse		W, 70-68
1/23	at Georgetown		L, 66-79
1/26	Boston College		L, 77-78 ot
1/28	U.S. International		W, 90-65
1/30	Seton Hall		W, 81-76
2/2	at St. John's		L, 64-97
2/5	Villanova (HCC)		L, 71-79
2/9	Providence (HCC)		W, 84-70
2/13	at Pittsburgh		L, 71-78
2/16	Delaware State		W, 74-68
2/18	Holy Cross		W, 71-58
2/20	Syracuse (HCC)		W, 71-69
2/23	Georgetown (HCC)		L, 47-68
2/25	at Boston College		W, 74-68
3/2	at Seton Hall		L, 80-85
3/6	vs. Georgetown*		L, 62-93

+ New Haven Coliseum, New Haven, CT

CMC Connecticut Mutual Classic, Hartford CC, Hartford, CT

\*BIG EAST Tournament at Madison Square Garden, New York, N.Y.

1983-84

Head Coach: Dom Perno

13-15, 5-11 in the BIG EAST

9-6 home, 4-8 away, 0-1 neutral

12/1	Yale		W, 76-54
------	------	--	----------

ALL-TIME RESULTS

12/3	at Ohio State	L, 67-74
12/6	at Fairfield	W, 77-70
12/8	U.S. International	W, 98-80
12/10	Boston University	W, 79-74
12/13	Brooklyn College	W, 75-47
12/15	at Massachusetts	L, 65-67 ot
12/28	Columbia (CMC-HCC)	W, 85-60
12/29	Arizona State (CMC-HCC)	W, 66-60
1/4	Georgetown (HCC)	L, 69-81
1/7	at Pittsburgh	W, 79-58
1/10	at St. John's	L, 65-68
1/14	Seton Hall	W, 76-68
1/18	Syracuse (HCC)	L, 68-95
1/21	at Providence	W, 70-67
1/25	New Hampshire	W, 67-65
1/27	Villanova (HCC)	L, 58-69
1/31	at Boston College	L, 67-82
2/4	at Georgetown	L, 62-87
2/6	Pittsburgh	L, 71-75 ot
2/11	St. John's (HCC)	L, 65-84
2/15	at Seton Hall	W, 79-57
2/18	at Syracuse	L, 85-87 3ot
2/20	Providence	W, 62-59
2/25	at Holy Cross	L, 73-82
2/28	at Villanova	L, 70-82
3/3	Boston College (HCC)	L, 60-83
3/8	vs. Syracuse *	L, 58-73

CMC Connecticut Mutual Classic, Hartford CC, Hartford, CT  
 \*BIG EAST Tournament, Madison Square Garden, New York, N.Y.

1982-83

Head Coach: Dom Perno

12-16, 5-11 in the BIG EAST

6-7 home, 5-8 away, 1-1 neutral

11/30	at Yale	W, 96-73
12/3	at Arizona State +	L, 64-79
12/4	vs. Utah +	W, 73-63
12/7	Fairfield #	L, 81-98
12/9	Massachusetts	W, 86-74
12/11	at Boston University	W, 51-50
12/28	Air Force (CMC-HCC)	W, 66-50
12/29	Texas A&M (CMC-HCC)	W, 69-63
1/4	at Pittsburgh	W, 71-67
1/6	at Manhattan	L, 51-52
1/9	at New Hampshire	L, 72-76
1/11	St. John's (HCC)	L, 73-85
1/15	at Georgetown	L, 53-74
1/19	Holy Cross	W, 72-64
1/22	Boston College #	L, 79-88
1/26	Providence (HCC)	L, 62-65
1/29	Seton Hall	W, 78-47
2/2	at Syracuse	L, 69-89
2/5	Pittsburgh	L, 71-72 ot
2/8	at Villanova	L, 79-86
2/12	Georgetown (HCC)	L, 60-77
2/14	at St. John's	L, 78-98
2/19	Villanova (HCC)	L, 68-75
2/21	at Boston College	L, 80-86
2/26	at Providence	W, 72-62
3/1	at Seton Hall	W, 78-67
3/5	Syracuse (HCC)	W, 55-54
3/10	vs. Villanova *	L, 68-69

+ Fiesta Basketball Classic, Tempe, AZ  
 # New Haven Coliseum, New Haven, CT  
 \*BIG EAST Tournament, Madison Square Garden, New York, NY

1981-82

Head Coach: Dom Perno

17-11, 7-7 in the BIG EAST

10-3 home, 7-7 away, 0-1 neutral

NIT First Round

11/28	at Maine	W, 6 8-53
12/2	New Hampshire	W, 87-68
12/5	Boston University	W, 73-54
12/8	at Fairfield +	W, 75-71
12/11	at Oral Roberts #	L, 67-69
12/12	vs. Texas Christian #	W, 69-67 ot
12/22	at Massachusetts	W, 66-55
12/29	St. Bonaventure (CMC-HCC)	W, 91-73
12/30	South Florida (CMC-HCC)	W, 57-50
1/6	at Syracuse	L, 69-72
1/9	Seton Hall	W, 76-66
1/13	Boston College +	W, 59-58 ot
1/16	at St. John's	L, 71-77
1/20	at Georgetown	W, 63-52
1/23	Villanova (HCC)	W, 53-51
1/26	Yale	W, 63-57
1/28	Manhattan	W, 72-57
1/30	at Holy Cross	L, 69-76
2/1	at Providence	W, 47-45 ot
2/6	at Boston College	W, 67-59
2/10	St. John's (HCC)	L, 82-93 ot
2/13	Syracuse (HCC)	L, 71-78
2/16	at Seton Hall	L, 59-61
2/20	Providence +	W, 90-61
2/24	at Villanova	L, 63-67 ot
2/27	Georgetown (HCC)	L, 42-60
3/4	vs. St. John's *	L, 52-54
3/10	at Dayton **	L, 75-76 ot

+ New Haven Coliseum, New Haven, CT  
 # Oil Capital Classic, Tulsa, OK  
 CMC Connecticut Mutual Classic, Hartford CC, Hartford, CT  
 \*BIG EAST Tournament, Hartford CC, Hartford, CT  
 \*\*National Invitation Tournament

1980-81

Head Coach: Dom Perno

20-9, 8-6 in the BIG EAST

12-4 home, 8-4 away, 0-1 neutral

NIT Second Round

12/6	at Yale	W, 65-53
12/9	Fairfield (HCC)	W, 72-50
12/11	Maine	W, 55-51
12/13	Boston University	W, 72-65
12/29	Army (CMC-HCC)	W, 81-60
12/30	W. Kentucky (CMC-HCC)	W, 84-58
1/3	at Rhode Island	W, 74-69
1/5	Syracuse +	W, 78-59
1/8	Holy Cross	W, 66-57
1/10	Seton Hall	W, 57-47
1/12	at New Hampshire	W, 61-58
1/14	at Boston College	L, 57-58
1/17	St. John's (HCC)	W, 69-68
1/21	at Villanova	L, 59-63
1/24	Georgetown	W, 75-73 ot
1/27	Massachusetts	W, 98-64
1/29	Rhode Island (HCC)	L, 75-78
1/31	at Manhattan	W, 75-58
2/4	at Providence	W, 79-70
2/7	Boston College	L, 71-76
2/11	at St. John's	L, 65-72
2/14	at Syracuse	W, 65-63
2/17	at Seton Hall	W, 77-70
2/21	Providence +	W, 71-57
2/23	Villanova	L, 73-74
2/28	at Georgetown	L, 58-60

3/5	vs. Villanova *	L, 54-65
3/12	at South Florida **	W, 65-55
3/16	Minnesota ** (HCC)	L, 66-84

CMC Connecticut Mutual Classic, Hartford CC, Hartford, CT  
 + New Haven Coliseum, New Haven, CT  
 \*BIG EAST Tournament at Syracuse, NY  
 \*\*National Invitation Tournament

1979-80

Head Coach: Dom Perno

20-9, 3-3 in the BIG EAST

14-3 home, 4-5 away, 2-1 neutral

NIT First Round

12/1	Yale	W, 83-75
12/4	New Hampshire	W, 71-62
12/7	vs. Richmond #	W, 81-79
12/8	at Utah* #	W, 66-73
12/11	Fairfield +	W, 66-57
12/14	at Rhode Island	L, 63-74
12/22	Seton Hall	W, 89-73
12/28	Ohio U. (CMC)	W, 95-76
12/29	Pittsburgh (CMC)	L, 72-77
1/3	at New Hampshire	L, 59-67
1/5	at St. John's	L, 73-83
1/10	Boston College	W, 83-71
1/12	at Massachusetts	W, 72-51
1/16	Fordham	W, 66-53
1/19	McNeese St.	W, 73-69
1/23	Providence +	W, 74-63
1/26	at Syracuse	L, 89-99
1/30	Manhattan +	W, 89-66
2/2	at Georgetown	L, 64-84
2/6	Massachusetts	W, 73-55
2/9	Rhode Island (HCC)	L, 65-68
2/13	Boston University	W, 72-65
2/16	Central Connecticut	W, 66-58
2/18	Vermont	W, 89-62
2/20	at Holy Cross	W, 88-70
2/23	at Maine	W, 87-67
2/28	vs. Boston College **	W, 79-68
2/29	vs. Syracuse **	L, 61-92
3/5	St. Peter's ***	L, 56-71

\*Utah forfeited game, ineligible player  
 # Utah Classic, Salt Lake City, UT  
 + New Haven Coliseum, New Haven, CT  
 CMC Conn. Mutual Classic, New Haven Coliseum, New Haven, CT  
 \*\*Big East Tournament, Providence CC, Providence, RI  
 \*\*\*National Invitation Tournament

1978-79

Head Coach: Dom Perno

21-8

12-1 home, 5-5 away, 4-2 neutral

NCAA Tournament First Round

ECAC Tournament Champions

11/24	vs. Long Island #	W, 84-69
11/25	at Davidson #	L, 81-84
12/2	at Yale	L, 78-94
12/6	Fairfield	W, 68-67
12/9	Boston University	W, 92-84
12/13	at Massachusetts	W, 65-62
12/23	Maine	W, 97-79
12/29	Tulsa (CMC)	W, 89-68
12/30	East Carolina (CMC)	W, 80-68
1/3	at New Hampshire	W, 72-67
1/9	Rutgers	W, 69-67 ot
1/11	at Boston University	W, 63-62 ot
1/13	Syracuse +	L, 60-74
1/17	at Boston College	L, 80-90
1/20	at Providence	L, 63-64
1/26	vs. Holy Cross ##	W, 109-102 ot

1/27	vs. Boston College ##	L, 77-78
1/31	Manhattan +	W, 77-64
2/3	New Hampshire	W, 81-64
2/6	Harvard	W, 84-70
2/8	at Fordham	W, 93-80
2/10	Massachusetts	W, 79-59
2/13	at Rhode Island	L, 71-84
2/17	at Vermont	W, 79-62
2/21	St. Peter's	W, 80-70
2/24	Rhode Island +	W, 80-75 ot
3/1	vs. Boston College**	W, 91-74
3/3	vs. Rhode Island**	W, 58-50
3/10	vs. Syracuse***	L, 81-89

#Charlotte Invitational Tournament, Charlotte, NC  
 CMC Connecticut Mutual Classic, New Haven Coliseum, New Haven, CT  
 + New Haven Coliseum, New Haven, CT  
 ## Colonial Classic, Boston Garden, Boston, MA  
 \*\*ECAC Tournament, Providence CC, Providence, RI  
 \*\*\*NCAA Tournament, Providence CC, Providence, RI

1977-78

Head Coach: Dom Perno

11-15

9-5 home, 2-8 away, 0-2 neutral

11/26	Fordham (HCC)	W, 73-62
11/30	at Syracuse	L, 61-101
12/3	Yale	W, 73-57
12/6	New Hampshire	W, 82-68
12/10	at Boston University	L, 61-66
12/14	at Massachusetts	L, 64-74
12/28	Niagara #	L, 72-96
12/29	Manhattan #	W, 75-68
1/3	Colgate	W, 76-57
1/6	St. Francis	L, 81-84
1/7	at New Hampshire	W, 60-50
1/10	at Rhode Island	L, 68-78
1/14	at Harvard	W, 73-72
1/17	Massachusetts (HCC)	W, 56-49
1/21	Providence +	L, 47-57
1/25	Boston University	W, 80-63
1/27	vs. Holy Cross ##	L, 63-78
1/28	vs. Boston College ##	L, 72-101
2/4	at Rutgers	L, 70-78
2/9	at St. Peter's	L, 71-95
2/11	Rhode Island	L, 61-70
2/15	at Maine	L, 73-79
2/18	Vermont	W, 59-48
2/22	Boston College	L, 74-76
2/25	Manhattan	W, 57-54
2/28	at Fairfield	L, 57-63

# UConn Classic, Hartford Civic Center, Hartford, CT  
 + New Haven Coliseum, New Haven, CT  
 ## Colonial Classic, Boston Garden, Boston, MA

1976-77

Head Coach: Dee Rowe

17-10

12-4 home, 4-4 away, 1-2 neutral

12/1	Boston University	W, 73-69 ot
12/4	at Yale	W, 56-50
12/7	at Columbia	L, 71-72
12/11	George Washington	W, 72-70
12/14	vs. Duke #	L, 59-64 ot
12/16	at New Hampshire	W, 65-51
12/28	Colgate +	W, 73-66 ot
12/29	Illinois State +	L, 77-88
1/4	Maine	W, 79-63
1/6	St. Peter's	W, 52-50
1/8	Rutgers (HCC)	L, 77-84 ot
1/11	at Providence	L, 71-86
1/13	Massachusetts (HCC)	L, 80-81



# ALL-TIME RESULTS

1/15	Harvard	W, 68-64
1/18	New Hampshire	W, 76-56
1/21	Rhode Island (HCC)	W, 67-65
1/24	at Boston University	W, 67-65
1/27	at Boston College	W, 83-66
1/29	at Massachusetts	L, 64-65
2/10	at Manhattan	L, 69-72 ot
2/12	Vermont	W, 70-64
2/16	Holy Cross	W, 89-85
2/19	at Vermont	L, 77-85
2/26	at Rhode Island	W, 90-89
3/1	Fairfield	W, 87-75
3/3	vs. Holy Cross*	L, 77-89
3/5	vs. Fairfield*	W, 72-66

# Madison Square Garden, New York, NY  
 + UConn Classic, Hartford Civic Center, Hartford, CT  
 \*ECAC Tournament, Hartford Civic Center, Hartford, CT

**1975-76**

**Head Coach: Dee Rowe**  
**19-10**

**8-4 home, 7-4 away, 4-2 neutral**  
**NCAA Tournament Sweet 16**  
**ECAC Tournament Champions**

11/28	vs. Manhattan #	L, 83-99
11/29	vs. Colgate #	W, 66-52
12/3	Canisius	W, 83-69
12/6	Yale	W, 71-59
12/9	Boston University	W, 95-78
12/13	at Rutgers	L, 83-96
1/2	Boston College (HCC)	L, 83-94
1/6	Vermont	L, 85-86 ot
1/9	Columbia ##	W, 98-69
1/10	American ##	W, 83-70
1/13	at George Washington	L, 92-106
1/17	at Maine	W, 83-69
1/21	Manhattan	W, 84-66
1/24	at Rhode Island	L, 60-63
1/28	at Holy Cross	W, 73-69
1/31	at Massachusetts	W, 72-66
2/4	Boston University	W, 78-70
2/7	Massachusetts	L, 73-86
2/12	vs. Lafayette +	W, 86-79
2/14	at Vermont	W, 78-71
2/19	Maine	L, 63-64
2/21	at New Hampshire	L, 82-85 ot
2/26	New Hampshire	W, 99-54
2/28	Rhode Island	W, 76-66
3/2	at Fairfield	W, 72-70
3/4	vs. Massachusetts*	W, 73-69
3/6	vs. Providence*	W, 87-73
3/13	vs. Hofstra**	W, 80-78 ot
3/18	vs. Rutgers***	L, 79-93

# Lapchick Memorial Classic, Jamaica, NY  
 ## UConn Classic, Field House, Storrs, CT  
 + Madison Square Garden, New York, NY  
 \*ECAC Tournament  
 \*\*NCAA Tourn. First Round, Providence CC, Providence, RI  
 \*\*\* NCAA Tourn. Second Round, Greensboro Coliseum, Greensboro, NC

**1974-75**

**Head Coach: Dee Rowe**  
**18-10**

**11-2 home, 6-3 away, 1-5 neutral**  
**NIT First Round**

11/30	at Yale	W, 88-73
12/3	California State-Fullerton	W, 78-63
12/6	vs. Mississippi St. #	L, 87-89
12/7	vs. Portland #	W, 69-64
12/10	Vermont	W, 90-84
12/14	Rhode Island	W, 85-68

1/4	at New Hampshire	L, 56-57
1/10	Eastern Michigan ##	W, 76-60
1/11	East Carolina ##	W, 79-77
1/15	New Hampshire	W, 73-67
1/18	at Colgate	W, 80-65
1/22	Long Island	W, 85-83
1/25	at Vermont	L, 69-70
1/28	Fairfield	W, 87-78
2/?	at Maine	W, 100-90 ot
2/5	Boston University	W, 106-85
2/8	at Massachusetts	W, 80-76 ot
2/11	Rutgers	W, 90-89
2/13	vs. Manhattan +	L, 69-77
2/15	Massachusetts	L, 75-76
2/19	at Boston University	W, 94-79
2/22	Maine	W, 80-71
2/25	at Boston College	L, 67-68
3/1	at Rhode Island	W, 73-71
3/4	Holy Cross	L, 69-81
3/6	vs. Boston College*	L, 58-68
3/8	vs. Providence*	L, 83-108
3/16	vs. South Carolina**	L, 61-71

# Show-Me Classic, Univ. of Missouri, Columbia, MO  
 ## UConn Classic, Field House, Storrs, CT

+ Madison Square Garden, New York, NY  
 \*ECAC Tournament  
 \*\*National Invitation Tournament, Madison Square Garden, New York, NY

**1973-74**

**Head Coach: Dee Rowe**  
**19-8**

**10-2 home, 7-4 away, 2-2 neutral**  
**NIT Quarterfinals**

12/1	Yale	W, 102-88
12/5	Holy Cross	L, 85-91
12/8	at Harvard	W, 80-52
12/11	at Massachusetts	L, 72-79
12/15	Manhattan (OT)	W, 76-72 ot
12/28	vs. Pittsburgh #	L, 63-83
12/29	vs. Virginia Military Institute #W	W, 80-78
1/3	New Hampshire	L, 70-76
1/7	Colgate	W, 66-58
1/10	at Syracuse	W, 61-60
1/12	Vermont	W, 69-56
1/16	Columbia	W, 63-56
1/19	at Maine	W, 79-69
1/22	at Boston University	W, 91-78
1/26	at Vermont	W, 67-60
1/30	at Holy Cross	W, 71-68
2/2	Maine	W, 93-71
2/5	at Rhode Island	L, 70-80 3ot
2/9	Massachusetts	W, 79-76 ot
2/13	at New Hampshire	W, 72-62
2/16	at Georgetown	L, 66-67
2/19	at Rutgers	L, 82-89
2/23	Rhode Island	W, 72-55
2/26	Boston College	W, 77-69
3/2	Boston University	W, 94-71
3/17	vs. St. John's*	W, 82-70
3/21	vs. Boston College*	L, 75-76

# Razorback Invitational, Little Rock, AR  
 \*National Invitation Tournament, Madison Square Garden, New York, NY

**1972-73**

**Head Coach: Dee Rowe**  
**15-10**

**8-4 home, 7-6 away**

12/2	at Yale	W, 92-71
12/6	Holy Cross	L, 90-96
12/9	Rutgers	L, 72-86

12/12	Massachusetts	W, 71-68
12/16	at Columbia	W, 71-62
12/22	Harvard #	L, 70-80
12/23	Syracuse #	L, 73-104
1/3	at New Hampshire	W, 60-59
1/6	at Florida State	L, 55-91
1/9	at Florida Southern	L, 85-93
1/11	at South Florida	W, 84-67
1/13	Georgetown	W, 78-64
1/20	Rhode Island	W, 74-72
1/24	Dartmouth	W, 97-78
1/27	at Vermont	W, 104-74
2/3	Maine	W, 98-81
2/7	at Boston University	L, 99-107
2/10	at Massachusetts	L, 67-83
2/13	New Hampshire	W, 81-69
2/15	Vermont	W, 88-46
2/17	at Maine	L, 105-110 ot
2/22	at Manhattan	L, 87-97
2/24	at Rhode Island	W, 91-77
2/27	at Boston College	W, 66-65
3/3	Boston University	W, 66-53

# Connecticut Classic, Field House, Storrs, CT

**1971-72**

**Head Coach: Dee Rowe**  
**8-17**

**6-8 home, 2-8 away, 0-1 neutral**

12/1	at Dartmouth	L, 89-107
12/4	Yale	W, 66-64
12/8	Fairfield	L, 69-76
12/11	Vermont	W, 98-61
12/14	at Massachusetts	L, 67-69
12/18	at Holy Cross	L, 77-96
12/21	Columbia	W, 68-62
12/29	at Oral Roberts #	L, 88-106
12/30	vs. East Carolina #	L, 64-74
1/5	Colgate	L, 80-86
1/8	at Rhode Island	L, 52-57
1/12	Hawaii	L, 71-77
1/15	Maine	W, 72-69 ot
1/25	Boston University	L, 67-70
1/29	at Vermont	W, 63-52
2/3	Georgetown	W, 89-81
2/5	at Maine	L, 51-52
2/8	at New Hampshire	W, 77-65
2/12	Massachusetts	W, 58-56
2/16	New Hampshire	L, 65-73
2/19	at Syracuse	L, 69-98
2/22	at Rutgers	L, 86-89
2/26	Rhode Island	L, 78-89
2/29	Boston College*	L, 39-41 ot
3/4	Manhattan	L, 71-83

# Oral Roberts Classic, Tulsa, OK

**1970-71**

**Head Coach: Dee Rowe**  
**10-14**

**6-5 home, 3-8 away, 1-1 neutral**

12/5	at Yale	L, 80-94
12/9	at New Hampshire	W, 74-71
12/12	Boston University	W, 64-62
12/15	Massachusetts	L, 68-74
12/18	vs. Oklahoma State #	L, 64-80
12/19	vs. Yale #	W, 84-76
1/7	New Hampshire	W, 82-79
1/9	Rhode Island	L, 67-75
1/12	at Boston College	L, 69-71
1/16	Vermont	W, 107-82
1/27	at Fairfield	L, 72-88
1/30	at Maine	L, 99-112
2/2	Dartmouth	L, 62-69
2/4	at Georgetown	L, 75-98

2/6	Maine	W, 88-54
2/8	Florida Southern	W, 82-74
2/10	at Colgate	W, 94-76
2/13	at Massachusetts	L, 67-89
2/15	Holy Cross	L, 78-103
2/17	at Vermont	W, 100-80
2/20	Syracuse	L, 76-97
2/23	Rutgers	W, 70-66
2/25	at Manhattan	L, 83-86
2/27	at Rhode Island	L, 78-96

# Bayou Classic, Lafayette, LA

**1969-70**

**Head Coach: Dee Rowe**  
**14-9**

**7-3 home, 7-4 away, 0-2 neutral**  
**Yankee Conference Champion**

12/3	Fairfield	W, 65-64
12/6	Yale	W, 91-77
12/10	New Hampshire	W, 81-61
12/13	Boston College	W, 77-72
12/16	at Massachusetts	W, 88-71
12/20	at Holy Cross	L, 104-122
12/23	Manhattan	L, 62-75
12/27	vs. Villanova #	L, 71-89
12/29	vs. Wake Forest #	L, 77-103
1/5	at Maine	W, 83-75
1/10	at Rhode Island	W, 77-74 ot
1/22	at Vermont	W, 85-79
1/24	at Dartmouth	L, 83-88
1/26	at Boston University	W, 90-81 ot
1/31	Vermont	L, 63-69
2/3	at Fordham	W, 66-64
2/7	Maine	W, 99-74
2/11	at Syracuse	L, 80-101
2/14	Massachusetts	L, 65-71
2/18	at New Hampshire	W, 80-69
2/21	Colgate	W, 96-82
2/24	at Rutgers	L, 84-90 ot
2/28	Rhode Island	W, 35-32

# Quaker City Tournament, Spectrum, Philadelphia, PA

**1968-69**

**Head Coach: Burr Carlson**  
**5-19**

**5-7 home, 0-12 away**

11/30	at Yale	L, 70-89
12/7	at Boston College	L, 75-105
12/11	at New Hampshire	L, 78-97
12/14	Fordham	L, 55-66
12/17	Massachusetts	L, 66-80
12/21	Holy Cross	L, 63-67
12/28	at San Jose	L, 83-96
12/30	at UC Santa Barbara	L, 70-84
1/1	at Utah	L, 85-105
1/4	Dartmouth	L, 62-74
1/8	Syracuse	W, 103-84
1/11	Rhode Island	W, 102-92
1/23	at Vermont	L, 87-99
1/25	Manhattan	L, 78-93
2/1	Vermont	W, 96-78
2/4	at Seton Hall	L, 79-81
2/8	at Maine	L, 88-116
2/11	Boston University	W, 74-72
2/15	at Massachusetts	L, 70-85
2/17	Maine	L, 70-84
2/19	New Hampshire	W, 88-84
2/22	at Long Island University	L, 46-86
2/25	Rutgers	L, 79-81
3/1	at Rhode Island	L, 72-92

# ALL-TIME RESULTS

**1967-68**

**Head Coach: Burr Carlson**  
**11-13**

**7-5 home, 4-7 away, 0-1 neutral**

12/2	Yale	W, 70-62
12/5	at Boston University	L, 72-79
12/9	Boston College	L, 60-76
12/13	at St. Francis (NY)	L, 62-82
12/16	at Fordham	L, 48-57
12/28	William & Mary #	W, 51-49
12/29	Texas Christian #	L, 65-72
1/3	at Holy Cross	L, 77-83
1/6	at Maine	W, 81-79
1/10	New Hampshire	W, 96-70
1/13	at Rhode Island	L, 65-78
1/25	at Vermont	W, 87-59
1/27	at Syracuse	W, 89-84
1/31	at Massachusetts	L, 63-65
2/3	Vermont	W, 82-62
2/10	Maine	W, 93-69
2/13	at Rutgers	L, 66-71
2/17	Massachusetts	L, 44-56
2/20	at New Hampshire	W, 94-68
2/22	Holy Cross	L, 85-86 ot
2/24	Long Island University	L, 47-64
2/26	Seton Hall	W, 71-66
2/29	vs. Manhattan +	L, 69-83
3/2	Rhode Island	W, 62-58

# Basketball Classic, Field House, Storrs, CT  
+ Madison Square Garden, New York, NY

**1966-67**

**Head Coach: Fred A. Shabel**  
**17-7**

**13-2 home, 4-4 away, 0-1 neutral**  
**NCAA Tournament First Round**  
**Yankee Conference Champion**

12/1	American International	W, 81-58
12/3	at Yale	L, 57-65
12/7	at New Hampshire	W, 77-56
12/10	at Boston College	L, 69-87
12/14	St. Francis (NY)	W, 81-65
12/17	East Carolina	W, 89-60
12/28	George Washington #	W, 89-69
12/30	Virginia #	W, 100-79
1/4	Holy Cross	L, 69-74 ot
1/7	at Vermont	W, 58-49
1/14	Rhode Island	W, 80-78
1/16	Vermont	W, 99-70
1/21	Fordham	W, 67-66
2/1	Massachusetts	W, 66-59
2/4	Maine	W, 109-65
2/6	Syracuse	L, 79-90
2/11	Boston University	W, 113-64
2/13	at Maine	W, 114-88
2/18	at Massachusetts	W, 60-59
2/21	New Hampshire	W, 114-75
2/23	Rutgers	W, 84-77
2/25	at Rhode Island	L, 86-87
3/1	at Holy Cross	L, 61-70
3/11	vs. Boston College*	L, 42-48

# Basketball Classic, Field House, Storrs, CT  
\*NCAA Tournament, Kingston, RI

**1965-66**

**Head Coach: Fred A. Shabel**  
**16-8**

**8-3 home, 8-5 away**  
**Yankee Conference Co-Champion**

12/1	at American International	W, 89-72
12/4	Yale	W, 95-73
12/7	Manhattan	W, 76-55

12/11	Boston College	L, 74-90
12/13	at Maine	W, 84-69
12/18	at Syracuse	L, 62-87
12/21	at Fordham	L, 62-72
12/28	at Baylor	W, 96-88
12/30	at Southern Methodist	L, 66-80
1/5	Holy Cross	L, 72-73
1/12	New Hampshire	W, 119-74
1/15	at Rhode Island	L, 68-82
1/28	Colgate	W, 97-74
1/29	Vermont	W, 96-64
2/2	at Massachusetts	W, 90-60
2/5	Maine	W, 114-58
2/8	at Boston University	W, 62-43
2/12	at Holy Cross	L, 70-73
2/15	at New Hampshire	W, 113-62
2/19	Massachusetts	W, 91-64
2/23	at Rutgers	W, 96-84
2/26	at Vermont	W, 92-70
3/1	Rhode Island	W, 96-74
3/4	Rhode Island #	L, 62-67

# Yankee Conference Play-off Game

**1964-65**

**Head Coach: Fred A. Shabel**  
**23-3**

**12-1 home, 10-0 away, 1-2 neutral**  
**NCAA Tournament First Round**  
**Yankee Conference Champion**

12/1	American International	W, 98-67
12/5	at Yale	W, 68-47
12/9	Harvard	W, 78-63
12/12	at Boston College	W, 85-81 ot
12/15	Massachusetts	W, 77-67
12/17	at Maine	W, 89-62
12/19	Fordham	W, 70-67
12/31	vs. Cornell #	W, 75-63
1/2	vs. Virginia #	L, 63-68
1/5	Holy Cross	L, 62-77
1/9	Vermont	W, 111-66
1/12	at New Hampshire	W, 82-62
1/16	Rhode Island	W, 78-68
1/27	Temple	W, 71-60
1/30	at Vermont	W, 107-60
2/3	Rutgers	W, 103-73
2/6	Maine	W, 95-59
2/9	at Massachusetts	W, 70-63
2/13	at Holy Cross	W, 87-76
2/16	Boston University	W, 89-78
2/20	American University	W, 115-60
2/24	at Manhattan	W, 80-75 ot
2/27	New Hampshire	W, 109-61
3/3	at Colgate	W, 101-66
3/6	at Rhode Island	W, 88-73
3/8	vs. St. Joseph's**	L, 61-67

#Queen City Tournament, Buffalo, NY  
\*\*NCAA Tournament, Philadelphia, PA

**1963-64**

**Head Coach: Fred A. Shabel**  
**16-11**

**9-3 home, 6-6 away, 2-1 neutral**  
**NCAA Tournament Elite Eight**  
**Yankee Conference Co-Champion**

12/4	American International	W, 95-49
12/7	Yale	L, 60-64
12/10	at Massachusetts	L, 59-60
12/14	Boston College	W, 108-81
12/18	at Fordham	W, 59-51
12/21	at Canisius	L, 56-84
1/4	Manhattan	W, 73-57
1/9	at Boston University	L, 53-55
1/11	New Hampshire	W, 73-60

1/13	Maine	W, 71-58
1/18	Rhode Island	W, 43-41
1/29	at Temple	L, 45-53
2/1	at Vermont	W, 79-46
2/5	at Rutgers	L, 67-68
2/8	at Maine	W, 80-53
2/11	Massachusetts	W, 72-50
2/14	Vermont	W, 90-64
2/15	Holy Cross	L, 57-62
2/19	at Holy Cross	L, 56-60
2/22	Colgate	W, 100-62
2/25	at New Hampshire	W, 58-55
2/29	at Rhode Island	L, 53-54
3/4	at Rhode Island #	W, 61-60
3/6	Syracuse	L, 49-58
3/9	vs. Temple**	W, 53-48
3/14	vs. Princeton***	W, 52-50
3/16	vs. Duke***	L, 54-101

# Yankee Conference Play-off Game

\*\*NCAA Tournament First Round, Philadelphia, PA

\*\*\*NCAA Tournament Second Round & Final 8, Raleigh, NC

**1962-63**

**Head Coach: Hugh S. Greer (7-3),**  
**George Wigton (11-4)**  
**18-7**

**10-2 home, 8-4 away, 0-1 neutral**  
**NCAA Tournament First Round**  
**Yankee Conference Champion**

12/1	at Yale	W, 61-49
12/8	at Boston College	W, 63-53
12/12	Massachusetts	W, 85-61
12/15	Fordham	L, 66-75
12/17	American University	W, 64-58
12/18	at Loyola (New Orleans)	L, 49-51
1/5	at Holy Cross	L, 50-74
1/8	at New Hampshire	W, 86-58
1/11	Vermont	W, 88-67
1/12	Maine	W, 92-64
1/24	Canisius	L, 65-74
1/29	Boston University	W, 90-76
2/2	at Vermont	W, 95-62
2/6	American International	W, 93-57
2/9	at Maine	W, 89-61
2/12	at Massachusetts	W, 79-66
2/16	Holy Cross	W, 85-75
2/19	at Rhode Island	L, 62-65
2/21	at Manhattan	W, 68-64
2/23	Rutgers	W, 88-63
2/26	New Hampshire	W, 102-72
3/2	Rhode Island	W, 88-73
3/7	at Syracuse	W, 92-74
3/9	at Colgate	L, 67-69
3/11	vs. West Virginia*	L, 71-77

\*NCAA Tournament, Philadelphia, PA

**1961-62**

**Head Coach: Hugh S. Greer**  
**16-8**

**12-3 home, 4-5 away**

12/2	Yale	W, 82-64
12/6	at Harvard	W, 79-68
12/9	Boston College	W, 78-71
12/12	at Massachusetts	W, 76-65
12/16	at Fordham	L, 68-85
12/18	Brown	W, 67-61
1/2	Maine	L, 68-73
1/6	Holy Cross	L, 70-79
1/9	at Rhode Island	L, 63-70
1/11	New Hampshire	W, 104-56
1/13	Manhattan	W, 69-68
1/27	at Vermont	W, 67-63

1/29	Loyola (New Orleans)	W, 84-74
2/3	at Boston University	W, 82-63
2/6	American International	W, 78-51
2/10	Vermont	W, 91-57
2/13	Massachusetts	W, 72-56
2/17	at Holy Cross	L, 64-103
2/20	at Maine	L, 68-70
2/23	at Rutgers	L, 62-93
2/27	New Hampshire	W, 85-72
3/3	Rhode Island	W, 89-83
3/5	Syracuse	L, 67-72
3/9	Colgate	W, 94-78

**1960-61**

**Head Coach: Hugh S. Greer**  
**11-13**

**8-2 home, 3-9 away, 0-2 neutral**

12/1	American International	W, 78-56
12/3	at Yale	L, 55-63
12/9	at Boston College	L, 96-110
12/13	Massachusetts	W, 72-70
12/15	at Vermont	W, 84-73
12/17	Fordham	W, 74-71
12/20	Brown	W, 85-71
12/31	vs. Drake #	L, 81-90
1/2	vs. Princeton #	L, 76-88
1/4	Rutgers	W, 95-74
1/7	at Holy Cross	L, 85-103
1/10	at Boston University	L, 73-77
1/12	at New Hampshire	W, 79-77
1/14	Rhode Island	W, 74-68
1/28	Vermont	W, 81-61
1/31	at Maine	L, 55-74
2/2	at Manhattan	W, 73-71
2/8	New Hampshire	L, 84-91
2/11	Maine	W, 73-60
2/14	at Massachusetts	L, 54-71
2/18	Holy Cross	L, 89-98
2/25	at Georgetown	L, 80-99
3/1	at Colgate	L, 71-83
3/4	at Rhode Island	L, 61-73

# Queen City Invitational, Buffalo, NY

**1959-60**

**Head Coach: Hugh S. Greer**  
**17-9**

**12-2 home, 5-6 away, 0-1 neutral**  
**NCAA Tournament First Round**  
**Yankee Conference Champion**

12/1	American International	W, 82-52
12/5	Yale	W, 66-65
12/9	at New Hampshire	W, 75-51
12/12	Boston College	W, 84-67
12/15	at Massachusetts	L, 60-62
12/19	at Rutgers	W, 74-62
12/22	Santa Clara	L, 47-54
1/2	at Fordham	W, 80-66
1/5	New Hampshire	W, 75-52
1/9	Holy Cross	L, 49-52
1/13	Boston University	W, 78-60
1/16	at Niagara	L, 79-112
1/30	Manhattan	W, 64-56
2/2	at Syracuse	L, 64-65
2/4	at Vermont	W, 71-65
2/6	at Maine	L, 74-75
2/9	at Rhode Island	W, 66-62
2/12	Maine	W, 91-79
2/13	at Temple	L, 67-69
2/16	Massachusetts	W, 71-49
2/20	at Holy Cross	L, 66-98
2/23	Canisius	W, 96-66
2/27	Vermont	W, 84-73
3/3	Colgate	W, 93-67



# ALL-TIME RESULTS

3/5 Rhode Island W, 95-79  
 3/8 vs. New York University\* L, 59-78  
 \*NCAA Tournament, New York, NY

**1958-59**

**Head Coach: Hugh S. Greer**  
 17-7

**9-3 home, 7-3 away, 1-1 neutral**  
**NCAA Tournament First Round**  
**Yankee Conference Champion**

12/3 American International W, 76-63  
 12/6 at Yale W, 60-52  
 12/9 New Hampshire W, 77-46  
 12/13 at Boston College L, 55-81  
 12/15 Massachusetts W, 71-67  
 12/17 at Colgate W, 72-57  
 12/20 vs. Manhattan + W, 59-57  
 12/22 Georgetown W, 76-68  
 12/27 Temple W, 64-46  
 1/3 Fordham W, 74-63  
 1/6 Maine W, 73-58  
 1/10 Holy Cross L, 50-74  
 1/13 at New Hampshire W, 65-51  
 1/17 at Vermont W, 82-69  
 1/31 Maine W, 72-61  
 2/7 Vermont L, 60-61  
 2/10 at Boston University L, 55-67  
 2/14 Rhode Island W, 70-64  
 2/16 at Massachusetts L, 79-80 ot  
 2/18 Syracuse L, 64-72  
 2/21 at Holy Cross W, 71-69  
 3/4 at Rhode Island W, 87-63  
 3/7 at Rutgers W, 80-55  
 3/10 vs. Boston University\*\* L, 58-60  
 + Madison Square Garden, New York, NY  
 \*\*NCAA Tournament, New York, NY

**1957-58**

**Head Coach: Hugh S. Greer**  
 17-10

**11-6 home, 4-2 away, 2-2 neutral**  
**NCAA Tournament First Round**  
**Yankee Conference Champion**

12/2 American International W, 84-55  
 12/4 at Massachusetts W, 99-57  
 12/7 Yale L, 74-79  
 12/9 at New Hampshire W, 90-50  
 12/11 Rutgers W, 73-63  
 12/14 Boston College L, 68-82  
 12/18 Colgate W, 82-61  
 12/26 vs. Seattle\* L, 83-87  
 12/28 vs. New York University\* W, 74-68  
 12/30 vs. Pittsburgh\* W, 68-60  
 1/4 Manhattan L, 57-62  
 1/11 Holy Cross W, 77-68  
 1/14 New Hampshire W, 81-69  
 1/18 Vermont W, 99-85  
 1/30 Maine W, 84-62  
 2/1 at Fordham L, 70-86  
 2/4 Pittsburgh L, 62-77  
 2/6 at Vermont W, 107-95  
 2/8 at Maine W, 103-62  
 2/10 Boston University W, 77-71  
 2/12 at Northeastern W, 87-59  
 2/15 at Rhode Island W, 102-57  
 2/18 Massachusetts W, 86-72  
 2/25 at Holy Cross L, 89-92  
 3/1 Rhode Island L, 81-85

3/8 at Syracuse L, 70-75  
 3/11 vs. Dartmouth\*\* L, 64-75  
 \*ECAC Holiday Festival, Madison Square Garden, New York, N.Y.  
 \*\*NCAA Tournament, Madison Square Garden, New York, N.Y.

**1956-57**

**Head Coach: Hugh S. Greer**  
 17-8

**7-5 home, 8-2 away, 2-1 neutral**  
**NCAA Tournament First Round**  
**Yankee Conference Champion**

12/1 Colby W, 103-89  
 12/3 New Hampshire W, 98-50  
 12/6 at Yale W, 77-66  
 12/11 at Rutgers W, 88-75  
 12/15 Boston College L, 81-87  
 12/22 at Manhattan L, 86-100  
 12/27 at Miami (Fla.)\* W, 74-70  
 12/28 vs. Stanford\* W, 57-56  
 12/29 vs. Pittsburgh\* W, 64-50 ot  
 1/2 Dartmouth L, 67-70 ot  
 1/5 Yale L, 64-66  
 1/7 Syracuse L, 78-79  
 1/12 Holy Cross W, 97-72  
 1/15 at New Hampshire W, 94-54  
 1/26 at Colgate L, 86-96  
 1/30 at Maine W, 124-92  
 2/2 Fordham L, 67-68  
 2/5 at Massachusetts W, 97-71  
 2/9 Maine W, 118-81  
 2/16 Rhode Island W, 88-79  
 2/19 Massachusetts W, 90-77  
 2/23 American International W, 118-88  
 2/26 at Holy Cross W, 97-80  
 3/2 at Rhode Island W, 94-93  
 3/12 vs. Syracuse\*\* L, 76-82  
 \*Orange Bowl Tournament, Miami, Florida  
 \*\*NCAA Tournament, New York, NY

**1955-56**

**Head Coach: Hugh S. Greer**  
 17-11

**8-4 home, 6-5 away, 3-2 neutral**  
**NCAA Tournament Sweet 16**  
**Yankee Conference Champion**

12/1 American International W, 91-76  
 12/5 New Hampshire W, 88-63  
 12/7 Yale L, 87-92  
 12/16 at St. Joseph's (PA) W, 71-66  
 12/19 Manhattan L, 82-85  
 12/22 at New York University W, 90-82  
 12/28 vs. Brown\* W, 72-66  
 12/29 vs. Massachusetts\* W, 73-69  
 12/30 at Colby\* W, 79-71  
 1/4 Holy Cross L, 68-85  
 1/7 at Rhode Island W, 88-86  
 1/14 Boston College W, 88-57  
 1/17 at New Hampshire W, 93-56  
 1/27 at Syracuse L, 82-102  
 1/28 at Colgate W, 82-80  
 2/1 at Fordham L, 72-82  
 2/4 Niagara L, 81-84  
 2/6 at Maine W, 94-68  
 2/7 Rutgers W, 105-85  
 2/10 Maine W, 109-96  
 2/11 at Colby L, 93-98  
 2/16 Northeastern W, 80-74  
 2/18 Rhode Island W, 92-90  
 2/21 at Massachusetts L, 85-87  
 2/27 at Holy Cross L, 81-103  
 3/13 vs. Manhattan\*\* W, 84-75

3/16 vs. Temple\*\* L, 59-65  
 3/17 vs. Dartmouth\*\* L, 64-85  
 \*New England Tournament, Waterville, ME  
 \*\*NCAA Tournament First Round, New York, NY  
 \*\*NCAA Tournament Second Round & Consolation Round, Philadelphia, PA

**1954-55**

**Head Coach: Hugh S. Greer**  
 20-5

**10-2 home, 10-2 away, 0-1 neutral**  
**NIT First Round**  
**Yankee Conference Champion**

12/1 Rhode Island W, 116-77  
 12/3 St. Joseph's (PA) W, 79-78  
 12/8 at Yale W, 83-57  
 12/13 at Boston College W, 117-74  
 12/17 American International W, 103-78  
 12/21 at Manhattan W, 90-79  
 12/27 Harvard\* W, 98-60  
 12/28 Brown\* W, 91-68  
 12/29 Dartmouth\* L, 65-66  
 1/5 New Hampshire W, 102-84  
 1/6 Maine W, 99-58  
 1/8 Rhode Island W, 92-83  
 1/11 Boston University W, 84-75  
 1/15 Boston College W, 95-76  
 1/29 at Northeastern W, 72-44  
 2/2 Fordham L, 65-70  
 2/5 Colgate W, 93-85  
 2/8 at Dartmouth L, 54-69  
 2/11 at New Hampshire W, 103-85  
 2/12 at Maine W, 116-73  
 2/16 at Rutgers W, 91-78  
 2/19 at Rhode Island W, 90-72  
 2/22 Massachusetts W, 93-75  
 2/26 Holy Cross L, 58-60  
 3/12 St. Louis\*\* L, 103-110  
 \*New England Tournament, Storrs, CT  
 \*\*National Invitation Tournament, New York, NY

**1953-54**

**Head Coach: Hugh S. Greer**  
 23-3

**11-0 home, 10-2 away, 2-1 neutral**  
**NCAA Tournament First Round**  
**Yankee Conference Champion**

12/1 at Rhode Island W, 90-81  
 12/3 American International W, 77-49  
 12/5 Yale W, 56-52  
 12/8 at Colby W, 79-65  
 12/12 at Bucknell W, 80-64  
 12/19 St. Joseph's (PA) W, 85-77  
 12/28 vs. Brown\* W, 87-63  
 12/29 vs. Springfield\* W, 80-67  
 12/30 at Dartmouth\* W, 70-58  
 1/5 Maine W, 108-60  
 1/6 New Hampshire W, 104-48  
 1/9 Rhode Island W, 78-54  
 1/12 at Boston University W, 62-55  
 1/16 Boston College W, 106-81  
 2/3 at Fordham L, 63-70  
 2/6 at Colgate L, 68-74  
 2/9 at Wagner W, 71-61  
 2/12 at New Hampshire W, 107-68  
 2/13 at Maine W, 102-61  
 2/16 Rutgers W, 91-78  
 2/20 Rhode Island W, 79-74  
 2/25 at Massachusetts W, 75-66  
 2/27 at Holy Cross W, 78-77  
 3/1 Tufts W, 91-69  
 3/3 Columbia W, 80-64

3/8 vs. Navy\*\* L, 80-85  
 \*New England Tournament, Hanover, NH  
 \*\*NCAA Tournament, Buffalo, NY

**1952-53**

**Head Coach: Hugh S. Greer**  
 17-4

**11-1 home, 6-3 away**  
**Yankee Conference Champion**

12/3 American International W, 73-55  
 12/6 Rensselaer Polytech W, 78-48  
 12/9 at Yale W, 76-68  
 12/13 Boston College W, 70-51  
 12/16 at Brown W, 81-62  
 12/20 Villanova W, 75-71  
 12/30 at Rutgers W, 82-73  
 1/3 Maine W, 87-66  
 1/7 Holy Cross L, 67-71  
 1/10 Rhode Island W, 80-74  
 1/14 at Columbia L, 59-71  
 1/16 Colgate W, 65-64  
 2/7 at St. Joseph's (PA) L, 69-78  
 2/9 Wagner W, 64-61  
 2/13 at New Hampshire W, 82-59  
 2/14 at Maine W, 76-66  
 2/18 Brown W, 91-59  
 2/21 at Rhode Island L, 80-82  
 2/26 Massachusetts W, 89-51  
 2/28 Boston University W, 105-73  
 3/2 at Tufts W, 115-74

**1951-52**

**Head Coach: Hugh S. Greer**  
 20-7

**12-2 home, 8-5 away**  
**Yankee Conference Champion**

11/29 American International W, 75-55  
 12/1 St. Francis (NY) L, 69-77  
 12/5 Tufts W, 78-52  
 12/8 Buffalo W, 72-69  
 12/12 Brown W, 86-65  
 12/15 Boston College L, 53-57  
 12/18 at Yale W, 56-47  
 12/20 V.M.I. W, 63-47  
 12/21 V.M.I. W, 74-55  
 12/27 at Buffalo L, 58-65  
 12/29 Puerto Rico W, 88-54  
 1/4 Wayne W, 59-58  
 1/5 Maine W, 71-57  
 1/12 at Rhode Island L, 62-64  
 1/16 at Wesleyan W, 69-38  
 1/17 New Hampshire W, 75-58  
 1/26 at Colgate L, 54-76  
 2/2 at Brown W, 63-59  
 2/4 at Boston University W, 70-64  
 2/8 Bucknell W, 85-59  
 2/12 at Holy Cross L, 53-72  
 2/15 at New Hampshire W, 65-61  
 2/16 at Maine W, 66-53  
 2/23 Rhode Island W, 72-67  
 2/27 at Massachusetts W, 68-54  
 3/1 at Villanova W, 63-58  
 3/5 at St. Francis L, 47-63

**1950-51**

**Head Coach: Hugh S. Greer**  
 22-4

**11-2 home, 11-1 away, 0-1 neutral**  
**NCAA Tournament First Round**  
**Yankee Conference Champion**

11/30 American International W, 68-46  
 12/2 Springfield W, 46-44  
 12/6 at Tufts W, 68-59

ALL-TIME RESULTS

12/9	at Brown	W, 64-58
12/13	Yale	W, 71-65
12/15	at R.P.I.	L, 67-72
12/16	at McGill	W, 50-41
12/21	Colby	W, 66-61
12/23	Boston College	W, 56-52
12/26	at Buffalo	W, 61-51
1/5	Maine	W, 68-52
1/6	Vermont	W, 71-43
1/10	at Northeastern	W, 75-55
1/13	Rhode Island	L, 72-77
1/27	at Muhlenberg	W, 52-44
1/30	at American International	W, 66-55
2/3	at Springfield	W, 54-49
2/7	Brown	L, 58-60
2/10	Wesleyan	W, 74-51
2/13	Temple	W, 76-61
2/16	at New Hampshire	W, 85-54
2/17	at Maine	W, 83-62
2/20	Boston University	W, 74-59
2/24	at Rhode Island	W, 75-70
2/28	Massachusetts	W, 92-50
3/20	vs. St. John's **	L, 52-63

\*\*NCAA Tournament, New York, NY

1949-50

Head Coach: Hugh S. Greer

17-8

11-3 home, 6-5 away

American International	W, 66-51
Springfield	W, 56-36
Tufts	W, 56-39
at Brown	L, 59-69
at Yale	L, 44-62
Manhattan	L, 56-71
Pittsburgh	L, 35-52
Muhlenberg	L, 61-73
Maine	W, 65-56
at Rhode Island	L, 65-83
Wayne	W, 65-47
at Massachusetts	L, 57-61
Northeastern	W, 77-40
New Hampshire	W, 73-35
at Buffalo	W, 56-40
at Dartmouth	W, 78-71
at Vermont	W, 61-44
at Springfield	L, 58-59
Brown	W, 74-60
at Wesleyan	W, 82-58
at Bates	W, 77-70
at Maine	W, 67-58
Boston University	W, 107-67
Rhode Island	W, 74-71
M.I.T.	W, 82-44

1948-49

Head Coach: Hugh S. Greer

19-6

Yankee Conference Champion

American University	L, 47-50
Springfield	W, 55-45
Tufts	W, 75-63
Brown	W, 58-41
Yale	L, 44-61
Wesleyan	W, 42-38
Vermont	W, 72-48
Wayne	W, 44-39
Buffalo	W, 52-39
New York University	L, 51-70
Colby	W, 58-39
Maine	W, 63-43
Rhode Island	W, 58-48
Massachusetts	W, 80-48

New Hampshire	W, 66-37
Maine	W, 58-29
Coast Guard	W, 60-47
Boston University	W, 44-43
Wesleyan	W, 62-41
New Hampshire	W, 52-43
Brown	L, 45-57
Brooklyn College	W, 64-39
Rhode Island	L, 64-86
Yale	L, 55-71
M.I.T.	W, 91-52

1947-48

Head Coach: Hugh S. Greer

17-6

Yankee Conference Champion

American University	W, 48-37
St. Anselm's	W, 69-55
Arnold	W, 45-35
Brown	W, 59-38
New York University	L, 55-68
Wesleyan	W, 54-37
Northeastern	W, 64-41
Akron	L, 48-60
Western Reserve	L, 49-63
Maine	W, 63-29
Rhode Island	L, 63-65
Massachusetts	W, 58-20
American University	W, 52-48
Yale	L, 50-57
Maine	W, 46-39
Champlain	W, 49-38
Vermont	W, 54-39
Coast Guard	W, 52-40
Army	W, 50-49
Brown	W, 57-41
New Hampshire	W, 70-47
Rhode Island	W, 89-80
Yale	L, 53-57

1946-47

Head Coach: Blair Gullion (3-1),

Hugh S. Greer (13-1)

16-2

New York University	L, 41-67
Brown	W, 65-44
Wesleyan	W, 53-34
Northeastern	W, 81-42
Maine	W, 51-38
Rhode Island	L, 57-75
Massachusetts	W, 73-37
Coast Guard	W, 61-29
New Hampshire	W, 68-38
Maine	W, 88-39
Northeastern	W, 77-31
Army	W, 41-39
Coast Guard	W, 74-39
Yale	W, 47-39
Brown	W, 72-41
New Hampshire	W, 94-45
Rhode Island	W, 83-75
Providence	W, 88-46

1945-46

Head Coach: Blair Gullion

11-6

Brown	L, 41-55
U.S. Submarine Base	W, 48-38
Wesleyan	W, 38-35
Northeastern	W, 67-28
New York University	L, 55-61
Maine	W, 54-33
Rhode Island	L, 47-59
Coast Guard	L, 29-31

Wesleyan	L, 29-40
Maine	W, 60-48
Brown	W, 51-44
U.S. Submarine Base	W, 44-31
Army	W, 51-50
Coast Guard	W, 37-31
Providence	W, 43-41
Northeastern	W, 78-22
Rhode Island	L, 54-60

1944-1945

Head Coach: Don White

5-11

Wesleyan	L, 43-48
Brown	L, 45-65
Worcester Polytech	L, 49-51
New York University	L, 45-73
Maine	W, 69-41
Rhode Island	L, 57-82
Wesleyan	L, 31-39
Brown	L, 45-65
Northeastern	W, 53-41
Maine	L, 44-45
Yale	L, 41-79
Providence	W, 48-42
Coast Guard	L, 31-34
Northeastern	W, 72-54
Coast Guard	L, 40-44
Rhode Island	W, 67-59

1943-1944

Head Coach: Don White

10-9

Boston Coast Guard	L, 47-57
Wesleyan	W, 49-25
Brown	L, 53-60
Worcester Polytech	W, 48-36
Wesleyan	W, 42-33
Colgate	L, 36-64
Cornell	L, 35-64
New York University	L, 45-46
Maine	W, 50-22
Rhode Island	W, 67-61
Coast Guard	L, 42-61
Yale	L, 33-41
Northeastern	W, 59-41
Maine	W, 73-48
Yale	L, 35-46
Coast Guard	L, 37-59
Northeastern	W, 70-37
Brown	W, 69-44
Rhode Island	W, 65-61

1942-1943

Head Coach: Don White

8-7

Brown	W, 58-40
Maine	W, 72-55
Coast Guard	L, 52-59
New Hampshire	W, 51-40
Rhode Island	L, 51-67
Northeastern	W, 76-56
Coast Guard	L, 46-54
Yale	W, 50-49
Springfield	L, 53-61
New Hampshire	W, 46-37
Maine	L, 38-40
Massachusetts	W, 78-42
Rhode Island	W, 82-58
Wesleyan	L, 40-42
Northeastern	L, 46-50

1941-1942

Head Coach: Don White

12-5

Brown	L, 48-50
Springfield	W, 57-47
St. Lawrence	L, 39-41
Maine	W, 58-45
Coast Guard	W, 60-46
New Hampshire	W, 57-36
Rhode Island	L, 59-66
Coast Guard	W, 37-31
Maine	W, 47-39
New Hampshire	W, 69-53
Yale	L, 48-53
Northeastern	W, 66-34
Worcester Polytech	W, 69-55
Massachusetts	W, 46-40
Rhode Island	L, 68-87
Wesleyan	W, 66-44
Northeastern	W, 58-29

1940-1941

Head Coach: Don White

14-2

Springfield	W, 47-44
Brown	W, 42-36
Maine	W, 80-51
Coast Guard	W, 65-38
Rhode Island	L, 61-79
Villanova	L, 35-40
New Hampshire	W, 78-47
Maine	W, 53-46
Northeastern	W, 71-24
New Hampshire	W, 70-50
Maryland	W, 52-43
Massachusetts	W, 57-37
Rhode Island	W, 63-62
Worcester Polytech	W, 58-37
Northeastern	W, 79-36
Wesleyan	W, 57-42

1939-1940

Head Coach: Don White

9-7

St. Lawrence	L, 35-39
Brown	L, 36-44
Michigan	L, 45-62
Northeastern	W, 61-38
Maine	W, 56-38
New Hampshire	W, 66-36
Coast Guard	W, 80-27
New Hampshire	W, 50-46
Maine	W, 71-68
Northeastern	W, 67-49
Massachusetts	W, 65-35
Wesleyan	W, 55-44
Rhode Island	L, 81-102
Providence	L, 51-55
Worcester Polytech	L, 60-63
Rhode Island	L, 48-49

1938-1939

Head Coach: Don White

12-6

Arnold	W, 51-39
Brown	L, 31-51
Indiana	L, 38-71
Purdue	L, 30-51
Illinois	L, 23-49
Northeastern	W, 32-26
Maine	L, 29-45
New Hampshire	W, 41-38
Rhode Island	L, 62-76



## ALL-TIME RESULTS

Coast Guard	W, 49-34
New Hampshire	W, 59-38
Maine	W, 53-49
Coast Guard	W, 82-42
Massachusetts	W, 58-47
Wesleyan	W, 54-41
Rhode Island	W, 68-67
Worcester Polytech	W, 49-48
Northeastern	W, 48-38

## 1937-1938

Head Coach: Don White  
13-5

Arnold	W, 61-40
Providence	W, 40-32
Brown	W, 56-51
New Hampshire	W, 43-41
Wesleyan	L, 48-57
Maine	W, 54-46
Coast Guard	W, 52-40
Maine	W, 51-39
Coast Guard	W, 59-39
New Hampshire	L, 42-48
Rhode Island	L, 45-62
Alumni	W, 80-32
Massachusetts	W, 60-51
Northeastern	W, 59-32
Trinity	W, 38-35
Rhode Island	L, 65-67
Worcester Polytech	W, 61-59
Northeastern	L, 40-45

## 1936-1937

Head Coach: Don White  
11-7

Northeastern	W, 42-37
Clark	L, 38-39
Coast Guard	W, 34-31
Wesleyan	L, 36-46
Massachusetts	W, 41-37
Maine	W, 50-40
Brown	L, 41-43
New Hampshire	W, 44-26
Worcester Polytech	W, 49-43
Rhode Island	L, 41-56
Northeastern	W, 59-41
New Hampshire	W, 34-27
Maine	L, 41-44
Trinity	W, 38-35
Rhode Island	L, 41-65
Trinity	L, 33-40
Coast Guard	W, 61-20
Alumni	W, 60-21

## 1935-1936

Head Coach: John J. Heldman, Jr. (0-1),  
J. O. Christian (3-10)  
3-11

Alumni	L, 45-52
Clark	L, 19-38
Wesleyan	L, 35-45
Massachusetts	L, 32-58
Brown	L, 35-65
Boston University	W, 31-27
New Hampshire	L, 29-44
Rhode Island	L, 32-75
Trinity	W, 37-29
Arnold	L, 33-35
Trinity	L, 27-35
Rhode Island	L, 51-56
Worcester Polytech	L, 30-48

Coast Guard	W, 43-42
-------------	----------

## 1934-1935

Head Coach: John J. Heldman, Jr.  
7-8

Alumni	W, 44-23
Amer. International	W, 39-27
Clark	W, 41-19
Wesleyan	L, 30-44
Massachusetts	L, 20-22
Brown	L, 31-39
New Hampshire	W, 41-32
Boston University	W, 42-31
Trinity	L, 23-28
Rhode Island	L, 32-57
Springfield	L, 18-43
Trinity	L, 27-28
Rhode Island	L, 45-62
Worcester Polytech	W, 44-30
Coast Guard	W, 35-30

## 1933-1934

Head Coach: John J. Heldman, Jr.  
5-10

Alumni	W, 40-30
Wesleyan	L, 21-28
Worcester Polytech	L, 35-41
Massachusetts	L, 31-37
Clark	W, 44-26
Brown	L, 30-40
Coast Guard	W, 31-29
Boston University	L, 33-37
New Hampshire	W, 21-20
Trinity	L, 15-31
Rhode Island	L, 26-50
Trinity	L, 21-28
Norwich University	W, 32-27
Springfield	L, 40-46
Rhode Island	L, 38-44

## 1932-1933

Head Coach: John J. Heldman, Jr.  
4-12

Alumni	W, 33-27
Upsala	W, 33-22
Boston University	L, 25-50
Brown	L, 29-31
Wesleyan	L, 22-36
Massachusetts	L, 19-22
Springfield	L, 25-26
New Hampshire	L, 20-27
Tufts	L, 17-36
Northeastern	L, 21-26
Worcester Polytech	W, 29-25
Rhode Island	L, 29-41
Coast Guard	L, 31-39
Trinity	L, 19-38
Clark	W, 63-32
Rhode Island	L, 34-41

## 1931-1932

Head Coach: John J. Heldman, Jr.  
3-11

Alumni	W, 37-36
Brown	W, 27-22
Tufts	L, 21-34
Boston University	L, 26-30
Bridgewater Normal	W, 43-34
Massachusetts	L, 19-33
Wesleyan	L, 29-40
Springfield	L, 19-52
New Hampshire	L, 19-36

Coast Guard	L, 22-40
Rhode Island	L, 31-45
Clark	L, 22-38
Trinity	L, 20-26
Rhode Island	L, 32-33

## 1930-1931

Head Coach: Louis A. Alexander (5-3),  
Sumner A. Dole (5-3)  
10-6

Bridgewater Normal	W, 38-29
Fitchburg Normal	W, 57-26
Boston University	W, 39-33
East Stroudsburg	W, 44-20
Tufts	W, 33-30
Yale	L, 17-36
Brown	L, 35-39
Wesleyan	L, 27-36
Massachusetts	L, 13-14
Trinity	W, 32-15
Rhode Island	W, 28-27
Springfield	W, 32-24
New Hampshire	W, 44-32
Coast Guard	W, 35-33
Rhode Island	L, 21-31
Holy Cross	L, 30-44

## 1929-1930

Head Coach: Louis A. Alexander  
8-7

East Stroudsburg	W, 27-21
Yale	L, 19-25
Tufts	W, 24-22
Massachusetts	W, 37-23
Brown	L, 22-29
Springfield	L, 29-33
Coast Guard	W, 35-20
Trinity	L, 25-29
Holy Cross	W, 33-27
New Hampshire	L, 21-24
St. Michael's	W, 39-28
Rhode Island	L, 31-36
Wesleyan	W, 33-22
Holy Cross	L, 23-42
Rhode Island	W, 53-28

## 1928-1929

Head Coach: Louis A. Alexander  
11-6

Pennsylvania Teachers	W, 49-34
New Hampshire	W, 44-25
Tufts	W, 29-27
Maine	W, 29-22
Massachusetts	W, 21-13
Wesleyan	L, 23-36
Trinity	L, 28-29
Providence	W, 35-33
Holy Cross	L, 29-33
Holy Cross	L, 21-23
Rhode Island	L, 25-30
Coast Guard	W, 49-42
Vermont	W, 34-25
Springfield	L, 19-28
Rhode Island	W, 38-29
Coast Guard	W, 49-42
Brown	W, 35-33

## 1927-1928

Head Coach: Louis A. Alexander  
11-3

Tufts	W, 37-22
-------	----------

Coast Guard	W, 64-23
Maine	L, 21-34
Providence	W, 29-21
Holy Cross	L, 27-36
Vermont	L, 28-45
New Hampshire	W, 51-29
Rhode Island	W, 38-27
Holy Cross	W, 46-33
Norwich	W, 39-17
Rhode Island	W, 41-34
Springfield	W, 39-36
Trinity	W, 31-24
Brown	W, 29-21

## 1926-1927

Head Coach: Sumner A. Dole  
9-7

Crescent A.C.	L, 18-37
Cooper Union	W, 45-16
Northeastern	W, 45-39
Harvard	W, 39-24
Tufts	L, 37-44
Springfield	L, 24-35
New Hampshire	L, 24-32
Norwich	W, 35-23
Vermont	L, 16-31
Trinity	W, 31-15
Holy Cross	L, 19-30
Wesleyan	W, 41-26
Rhode Island	L, 33-37
Rhode Island	W, 34-30
Maine	W, 38-28
Coast Guard	W, 36-32

## 1925-1926

Head Coach: Sumner A. Dole  
11-3

Norwich	W, 48-16
Tufts	W, 38-23
Wesleyan	L, 26-49
Union	L, 25-33
Springfield	W, 37-33
Harvard	W, 25-24
Trinity	W, 32-27
Maine	W, 34-26
New Hampshire	W, 33-18
Vermont	W, 47-41
Massachusetts	W, 30-26
Rhode Island	L, 27-33
Trinity	W, 51-24
Rhode Island	W, 43-29

## 1924-1925

Head Coach: Sumner A. Dole  
10-4

New Hampshire	W, 22-18
Springfield	W, 26-16
Wesleyan	L, 26-31
Trinity	W, 50-23
Army	L, 29-30
Springfield	W, 28-13
Clark	W, 42-26
St. Michael's	W, 52-22
Massachusetts	L, 18-20
Holy Cross	W, 29-21
Trinity	W, 44-22
Rhode Island	W, 38-26
Harvard	L, 26-34
Rhode Island	W, 38-27

# ALL-TIME RESULTS

**1923-1924**

**Head Coach: Sumner A. Dole**  
4-8

New Hampshire	L, 21-35
Springfield	L, 24-35
Wesleyan	L, 21-41
Tufts	L, 25-38
Trinity	W, 22-13
Army	L, 15-17
Springfield	L, 13-34
St. Michael's	W, 35-16
Massachusetts	L, 18-23
Trinity	W, 38-21
Rhode Island	W, 42-22
Rhode Island	L, 28-31

**1922-1923**

**Head Coaches: J. W. Tasker, Roy J. Guyer**  
8-7

Army	L, 19-52
Trinity	W, 35-23
Rhode Island	W, 41-20
Springfield	L, 24-35
Harvard	W, 39-37
New Hampshire	W, 27-22
Springfield	L, 18-36
Holy Cross	W, 31-22
Wesleyan	L, 16-30
Brown	L, 27-33
Rhode Island	L, 29-30
Trinity	W, 30-26
St. Michael's	L, 27-29
Albany Law	W, 34-25
Albany Law	W, 32-13

**1921-1922**

**Head Coach: J. W. Tasker**  
15-4

Harvard	W, 38-33
Army	W, 33-31
Brown	W, 29-23
Lebanon Valley	W, 40-29
Wesleyan	L, 19-20
Rhode Island	W, 19-18
Massachusetts	W, 31-13
Tufts	W, 27-20
New Hampshire	W, 35-30
Tufts	W, 47-35
Rhode Island	W, 41-18
Springfield	W, 24-23
Trinity	L, 19-21
Massachusetts	L, 17-30
Springfield	L, 23-46
Maine	W, 22-16
Worcester	W, 29-26
New Hampshire	W, 26-23
Trinity	W, 24-17

**1920-1921**

**Head Coach: M. R. Swartz**  
7-9

Tufts	L, 25-38
Wesleyan	L, 20-31
Middlebury	W, 33-25
Springfield	L, 29-32
Massachusetts	L, 23-28
Clark	L, 20-28
Tufts	W, 33-23
Rhode Island	W, 44-22

Clark	W, 39-26
Massachusetts	W, 26-19
Rhode Island	L, 18-29
Worcester Polytech	L, 17-42
Trinity	L, 17-21
New Hampshire	L, 18-24
New Hampshire	W, 33-30
N.Y. State Teachers	W, 29-20

**1919-1920**

**Head Coach: M. R. Swartz**  
7-5

Wesleyan	L, 31-43
Middlebury	W, 52-48
Massachusetts	W, 28-19
Trinity	W, 25-17
Boston College	W, 51-13
Rhode Island	L, 23-29
Wentworth Institute	W, 71-6
Massachusetts	L, 22-27
Trinity	W, 24-17
Clark	W, 33-26
New Hampshire	L, 20-39
Worcester Polytech	L, 17-23

**1918-1919**

**Head Coach: John F. Donahue**  
1-8

Worcester Polytech	L, 16-26
Rhode Island	L, 18-30
New Hampshire	L, 18-51
Rhode Island	L, 46-49
Boston College	W, 46-27
Stevens	L, 31-45
Boston College	L, 20-42
New Hampshire	L, 28-29
Worcester Polytech	L, 24-34

**1917-1918**

**Head Coach: John F. Donahue**  
1-6

Wesleyan	W, 32-28
Wesleyan	L, 16-20
Massachusetts	L, 20-25
New Hampshire	L, 24-33
Rhode Island	L, 16-30
Stevens	L, 22-62
Rhode Island	L, 33-42

**1916-1917**

**Head Coach: John F. Donahue**  
4-6

Wentworth	W, 52-11
Wesleyan	L, 24-38
New Hampshire	L, 19-28
Massachusetts	L, 12-33
Rhode Island	W, 29-26
Seton Hall	L, 19-34
Stevens	L, 17-33
Pratt	W, 35-30
Rhode Island	W, 34-18
New Hampshire	L, 15-28

**1915-1916**

**Coach: John F. Donahue**  
5-3

Willimantic Emids	W, 32-11
Wesleyan	L, 23-42
Springfield College	L, 18-44

Trinity Rovers	W, 32-14
New Hampshire	L, 23-25
Bristol A.A.	W, 76-20
Rhode Island	W, 39-10
Rhode Island	W, 26-18

**1914-1915**

1-4

New Hampshire	L, 15-27
Dean	L, 19-21
Gamma Kappa Phi	L, 21-23
Bristol A.A.	W, 25-21
Yale 2nd	L, 16-26

**\* - Note: In 1910-1911 an independent team was given permission to play some games under the college name. There was no official team, supported by the CAC Athletic Association, between 1908 and 1914. The "independent" CAC team was self-supporting, and played no collegiate opponents.**

**CAC reinstated its support of basketball at the end of the 1913-1914 year. The last two games of the 1914-1915 season were played in Hawley Armory. The first full season of competition at Hawley was during the 1915-1916 season.**

**1913-1914**

No competition

**1912-1913**

0-3

Springfield YMCA	L, 14-59
Mittineague	L, 15-47
Suffield Institute	L, 15-44

**1911-1912**

6-3

Windham H.S.	W, 26-14
Hopkins Prep	W, 40-11
New Haven H.S.	L, 12-22
New London Manual	W, 51-27
Dean Academy	L, 29-42
Grex Club	L, 23-36
New London Manual	W, 26-15
Monson	W, 15-9
Alumni	W, 22-16

**1910-1911**

1-2

Cyclers	L, 24-35
Monson Academy	L, 40-48
Cyclers	W, 18-15

**1908-1909, 1909-1910**

No competition

**1907-1908**

6-9

Trinity	L, 3-38
Willimantic YMCA	L, 6-17
Willimantic YMCA	W, 39-32
Rhode Island	L, 6-59
Cyclers Club	W, 34-5
Gunnery School	W, 30-26
Ridge School	W, 18-10
Manor School	W, 20-8
Holy Cross	L, 5-38
Cushing Academy	L, 13-15
Andover Academy	L, 11-36
Willimantic YMCA	L, 17-21
Rhode Island	W, 24-21
Williston Academy	L, 21-39

Worcester Polytech	L, 29-36
--------------------	----------

**1906-1907**  
5-7

Massachusetts	L, 27-34
Hartford H.S.	W, 69-19
Crescent A.C.	W, 85-14
New Hampshire	L, 11-33
Andover Academy	L, 10-46
Rhode Island	L, 18-23
Massachusetts	L, 16-24
Alumni	W, 71-28
Willimantic YMCA	W, 21-12
Dean Academy	W, 53-33
Trinity	L, 18-44
Trinity	L, 29-44

**1905-1906**  
6-3

Manchester H.S.	W, 70-28
Wesleyan	L, 12-86
Bulkeley School	W, 74-34
Windham H.S.	L, 9-15
Willimantic YMCA	L, 26-31
New Britain	W, 65-9
Alumni	W, 50-27
Hartford Public H.S.	W, 119-27
Meriden H.S.	W, 124-11

**1904-1905**  
3-3

Stafford H.S.	W, 67-7
Delphi Club (Willi)	L, 16-25
Hartford H.S.	W, 77-34
Alumni	W, 52-38
Massachusetts	L, 22-66
Middletown H.S.	L, 22-58

**1903-1904**  
6-3

Willimantic Town	W, 38-12
Cathedral Lyceum	W, 37-11
Waterbury H.S.	W, 48-25
Stafford Town	L, 19-41
Alumni	W, 29-23
Middletown H.S.	L, 20-34
Manchester H.S.	L, 2-26
Manchester H.S.	W, 40-18
Munson Academy	W, 44-21

**1902-1903**  
5-2

Willimantic TCC	W, 12-8
Middletown H.S.	W, 19-8
Alumni	W, 22-19
Torrington H.S.	W, 24-8
Torrington H.S.	L, 14-22
Grove A.C.	W, 22-12
Williston Academy	L, 8-44

**1901-1902 (5-5)**

Willimantic YMCA	L, 11-21
Willimantic Bus. Coll.	W, 70-11
Middletown	L, 30-33
Middletown YMCA	L, 27-66
Willimantic YMCA	L, 22-27
Willimantic Comp. E	L, 3-25
Manchester H.S.	W, 58-18
Alumni	W, 36-9
Norwich Academy	W, 30-6
Willimantic TCC	W, 16-15

**1900-1901 (1-0)**

Windham High	W, 17-12
--------------	----------



## ALL-TIME POSTSEASON TOURNAMENT RESULTS

YEAR	COACH	RECORD	OPPONENT-DATE	SITE	RESULT
1950-51 - NCAA	Hugh Greer	22-4	St. John's - 3/20/51	New York, N.Y.	L, 52-63
1953-54 - NCAA	Hugh Greer	23-3	Navy - 3/8/54	Buffalo, N.Y.	L, 80-85
1954-55 - NIT	Hugh Greer	20-5	St. Louis - 3/12/55	New York, N.Y.	L, 103-110
1955-56 - NCAA (NCAA Sweet 16)	Hugh Greer	17-11	Manhattan - 3/13/56	New York, N.Y.	W, 84-75
			Temple - 3/16/56	Philadelphia, Pa.	L, 59-65
			Dartmouth - 3/17/56	Philadelphia, Pa.	L, 64-85
1956-57 - NCAA	Hugh Greer	17-8	Syracuse - 3/12/57	New York, N.Y.	L, 76-82
1957-58 - NCAA	Hugh Greer	17-10	Dartmouth - 3/11/58	New York, N.Y.	L, 64-75
1958-59 - NCAA	Hugh Greer	17-7	Boston University - 3/10/59	New York, N.Y.	L, 58-60
1959-60 - NCAA	Hugh Greer	17-9	New York University - 3/8/60	New York, N.Y.	L, 59-78
1962-63 - NCAA	Hugh Greer/George Wigton	18-7	West Virginia - 3/11/63	Philadelphia, Pa.	L, 71-77
1963-64 - NCAA (NCAA Elite Eight)	Fred Shabel	16-11	Temple - 3/9/64	Philadelphia, Pa.	W, 53-48
			Princeton - 3/14/64	Raleigh, N.C.	W, 52-50
			Duke - 3/16/64	Raleigh, N.C.	L, 54-101
1964-65 - NCAA	Fred Shabel	23-3	St. Joseph's - 3/8/65	Philadelphia, Pa.	L, 61-67
1966-67 - NCAA	Fred Shabel	17-7	Boston College - 3/11/67	Kingston, R.I.	L, 42-48
1973-74 - NIT (NIT Quarterfinal)	Dee Rowe	19-8	St. John's - 3/17/74	New York, N.Y.	W, 82-70
			Boston College - 3/21/74	New York, N.Y.	L, 75-76
1974-75 - NIT	Dee Rowe	18-10	South Carolina - 3/16/75	New York, N.Y.	L, 61-71
1975-76 - NCAA (NCAA Sweet 16)	Dee Rowe	19-10	Hofstra - 3/13/76	Providence, R.I.	W, 80-78 (ot)
			Rutgers - 3/18/76	Greensboro, N.C.	L, 79-93
1978-79 - NCAA	Dom Perno	21-8	Syracuse - 3/10/79	Providence, R.I.	L, 81-89
1979-80 - NIT	Dom Perno	20-9	St. Peter's - 3/5/80	Storrs, Conn.	L, 56-71
1980-81 - NIT	Dom Perno	20-9	South Florida - 3/12/81	Tampa, Fla.	W, 65-55
			Minnesota - 3/16/81	Hartford, Conn.	L, 66-84
1981-82 - NIT	Dom Perno	17-11	Dayton - 3/10/82	Dayton, Ohio	L, 75-76 (ot)
1987-88 - NIT (NIT Champions)	Jim Calhoun	20-14	West Virginia - 3/17/88	Morgantown, WVa.	W, 62-57 (ot)
			Louisiana Tech - 3/21/88	Hartford, Conn.	W, 65-59
			Virginia Commonwealth - 3/25/88	Storrs, Conn.	W, 72-61
			Boston College - 3/29/88	New York, N.Y.	W, 73-67
			Ohio State - 3/30/88	New York, N.Y.	W, 72-67
1988-89 - NIT (NIT Quarterfinals)	Jim Calhoun	18-13	UNC Charlotte - 3/15/89	Charlotte, N.C.	W, 67-62
			California - 3/20/89	Hartford, Conn.	W, 73-72
			Alabama-Birmingham - 3/22/89	Storrs, Conn.	L, 79-85
1989-90 - NCAA (NCAA Elite Eight)	Jim Calhoun	31-6	Boston University - 3/15/90	Hartford, Conn.	W, 76-52
			California - 3/17/90	Hartford, Conn.	W, 74-54
			Clemson - 3/22/90	East Rutherford, N.J.	W, 71-70
			Duke - 3/24/90	East Rutherford, N.J.	L, 78-79 (ot)
1990-91 - NCAA (NCAA Sweet 16)	Jim Calhoun	20-11	Louisiana State - 3/14/91	Minneapolis, Minn.	W, 79-62
			Xavier - 3/16/91	Minneapolis, Minn.	W, 66-50
			Duke - 3/22/91	Pontiac, Mich.	L, 67-81
1991-92 - NCAA (NCAA 2nd Round)	Jim Calhoun	20-10	Nebraska - 3/19/92	Cincinnati, Ohio	W, 86-65
			Ohio State - 3/21/92	Cincinnati, Ohio	L, 55-78
1992-93 - NIT	Jim Calhoun	15-13	Jackson State - 3/19/93	Storrs, Conn.	L, 88-90 (ot)
1993-94 - NCAA (NCAA Sweet 16)	Jim Calhoun	29-5	Rider - 3/17/94	Uniondale, N.Y.	W, 64-46
			George Washington - 3/19/94	Uniondale, N.Y.	W, 75-63
			Florida - 3/25/94	Miami, Fla.	L, 60-69 (ot)
1994-95 - NCAA (NCAA Elite Eight)	Jim Calhoun	28-5	Tennessee-Chattanooga - 3/16/95	Salt Lake City, Utah	W, 100-71
			Cincinnati - 3/18/95	Salt Lake City, Utah	W, 96-91
			Maryland - 3/23/95	Oakland, Calif.	W, 99-89
			UCLA - 3/25/95	Oakland, Calif.	L, 96-102
1995-96 - NCAA (NCAA Sweet 16)	Jim Calhoun	30-2	*Colgate - 3/14/96	Indianapolis, Ind.	W, 68-59
			*Eastern Michigan - 3/16/96	Indianapolis, Ind.	W, 95-81
			*Mississippi State - 3/22/96	Lexington, Ky.	L, 55-60
			* --- result declared null and void by the NCAA		
1996-97 - NIT (NIT Semifinals - Third Place)	Jim Calhoun	18-15	Iona - 3/12/97	Storrs, Conn.	W, 71-66
			Bradley - 3/18/97	Storrs, Conn.	W, 63-47
			Nebraska - 3/21/97	Storrs, Conn.	W, 76-67
			Florida State - 3/25/97	New York, N.Y.	L, 66-71 (ot)
			Arkansas - 3/27/97	New York, N.Y.	W, 74-64
1997-98 - NCAA (NCAA Elite Eight)	Jim Calhoun	32-5	Fairleigh Dickinson - 3/12/98	Washington, D.C.	W, 93-85
			Indiana - 3/14/98	Washington, D.C.	W, 78-68
			Washington - 3/19/98	Greensboro, N.C.	W, 75-74
			North Carolina - 3/21/98	Greensboro, N.C.	L, 64-75
1998-99 - NCAA (NCAA National Champions)	Jim Calhoun	34-2	Texas-San Antonio - 3/11/99	Denver, Co.	W, 91-66
			New Mexico - 3/13/99	Denver, Co.	W, 78-56
			Iowa - 3/18/99	Phoenix, Az.	W, 78-68
			Gonzaga - 3/20/99	Phoenix, Az.	W, 67-62
			Ohio State - 3/27/99	St. Petersburg, Fla.	W, 64-58
			Duke - 3/29/99	St. Petersburg, Fla.	W, 77-74
1999-00 - NCAA (NCAA Second Round)	Jim Calhoun	25-10	Utah State - 3/17/00	Birmingham, Ala.	W, 75-67
			Tennessee - 3/19/00	Birmingham, Ala.	L, 51-65
2000-01 - NIT (NIT Second Round)	Jim Calhoun	20-12	South Carolina - 3/14/01	Storrs, Conn.	W, 72-65
			Detroit Mercy - 3/18/01	Storrs, Conn.	L, 61-67

**ALL-TIME POSTSEASON TOURNAMENT RESULTS**

2001-02--NCAA (NCAA Elite Eight)	Jim Calhoun	27-7	Hampton- 3/15/02 North Carolina State- 3/17/02 Southern Illinois- 3/22/02 Maryland- 3/24/02	Washington, DC Washington, DC Syracuse, N.Y. Syracuse, N.Y.	W, 78-67 W, 77-74 W, 71-59 L, 90-82
2002-03--NCAA (NCAA Sweet 16)	Jim Calhoun	23-10	Brigham Young- 3/20/03 Stanford- 3/22/03 Texas- 3/28/03	Spokane, Wa. Spokane, Wa. San Antonio, Texas	W, 58-53 W, 85-74 L, 82-78
2003-04--NCAA (NCAA National Champions)	Jim Calhoun	33-6	Vermont- 3/18/03 DePaul- 3/20/03 Vanderbilt- 3/25/04 Alabama- 3/27/04 Duke- 4/3/04 Georgia Tech- 4/5/04 Central Florida- 3/18/05	Buffalo, N.Y. Buffalo, N.Y. Phoenix, Az. Phoenix, Az. San Antonio, Texas San Antonio, Texas Worcester, Mass.	W, 70-53 W, 72-55 W, 73-53 W, 87-71 W, 79-78 W, 82-73 W, 77-71
2004-05--NCAA (NCAA Second Round)	Jim Calhoun	23-8	North Carolina State- 3/20/05	Worcester, Mass.	L, 62-65
2005-06--NCAA (NCAA Elite Eight)	Jim Calhoun	30-4	Albany-3/17/06 Kentucky- 3/19/06 Washington- 3/24/06 George Mason- 3/26/06 San Diego - 3/21/08	Philadelphia, Pa. Philadelphia, Pa. Washington, D.C. Washington, D.C. Tampa, Fla.	W, 72-59 W, 87-83 W, 98-92 (ot) L, 84-86 (ot) L, 69-70 (ot)
2007-08--NCAA 2008-09--NCAA (NCAA Final Four)	Jim Calhoun Jim Calhoun	24-9 31-5	Chattanooga - 3/19/09 Texas A & M - 3/21/09 Purdue - 3/26/09 Missouri - 3/28/09 Michigan State - 4/4/09 Northeastern - 3/16/10 Virginia Tech - 3/22/10	Philadelphia, Pa. Philadelphia, Pa. Glendale, Az. Glendale, Az. Detroit, Mich. Storrs, Conn. Blacksburg, Va.	W, 103-47 W, 92-66 W, 72-60 W, 82-75 L, 73-82 W, 59-57 L, 63-65
2009-10--NIT (NIT Second Round)	Jim Calhoun	18-16	Bucknell - 3/17/11 Cincinnati - 3/19/11 San Diego State - 3/24/11 Arizona -3/26/11 Kentucky - 4/2/11 Butler - 4/4/11	Washington, D.C. Washington, D.C. Anaheim, Calif. Anaheim, Calif. Houston, Texas Houston, Texas Louisville, Ky	W, 81-52 W, 69-58 W, 74-67 W, 65-63 W, 56-55 W, 53-41 L, 64-77
2011-12--NCAA 2013-14--NCAA (NCAA National Champions)	Jim Calhoun Kevin Ollie	20-14 32-8	Saint Joseph's - 3/20/14 Villanova - 3/22/14 Iowa State - 3/28/14 Michigan State - 3/30/14 Florida - 4/5/14 Kentucky - 4/7/14 Arizona State - 3/18/15	Buffalo, N.Y. Buffalo, N.Y. New York, N.Y. New York, N.Y. Arlington, Texas Arlington, Texas Storrs, Conn.	W, 89-81 ot W, 77-65 W, 81-76 W, 60-54 W, 63-53 W, 60-54 L, 61-68
2014-15-- NIT 2015-16--NCAA (NCAA Second Round)	Kevin Ollie Kevin Ollie	20-15 25-11	Colorado - 3/17/16 Kansas - 3/19/16	Des Moines, Iowa Des Moines, Iowa	W, 74-67 L, 61-73
2020-21--NCAA	Dan Hurley	15-8	Maryland-3/20/21	West Lafayette, Ind.	L, 54-63

**NCAA Tournament Appearances (34); Record: 59-31 \***

1951, 1954, 1956, 1957, 1958, 1959, 1960, 1963, 1964, 1965, 1967, 1976, 1979, 1990, 1991, 1992, 1994, 1995, 1996, 1998, 1999, 2000, 2002, 2003, 2004, 2005, 2006, 2008, 2009, 2011, 2012, 2014, 2016, 2021

**NCAA National Championship Game Appearances (4); Record: 4-0**

1999, 2004, 2011, 2014

**NCAA Final Four Appearances (5); Record: 8-1**

1999, 2004, 2009, 2011, 2014

**NCAA Elite Eight Appearances (11); Record: 5-6**

1964, 1990, 1995, 1998, 1999, 2002, 2004, 2006, 2009, 2011, 2014

**NCAA Sweet 16 Appearances (17); Record: 11-6**

1956, 1964, 1976, 1990, 1991, 1994, 1995, 1996, 1998, 1999, 2002, 2003, 2004, 2006, 2009, 2011, 2014

\*-- According to NCAA record book, 57-30, after 1996 win-loss result declared null and void by NCAA.

**NIT Appearances (13); Record: 15-12**

1955, 1974, 1975, 1980, 1981, 1982, 1988, 1989, 1993, 1997, 2001, 2010, 2015

**NIT Championship Game Appearances (1); Record: 1-0**

1988

**NIT Semifinal Appearances (2); Record: 1-1**

1988, 1997

**NIT Quarterfinal Appearances (4); Record: 2-2**

1974, 1988, 1989, 1997



### NCAA TOURNAMENT REGION AND SEED

**(seeding began in 1979)**

- 1951-East Region (lost in 1st Round)
- 1954-East Region (lost in 1st Round)
- 1956-East Region (advanced to Sweet 16)
- 1957-East Region (lost in 1st Round)
- 1958-East Region (lost in 1st Round)
- 1959-East Region (lost in 1st Round)
- 1960-East Region (lost in 1st Round)
- 1963-East Region (lost in 1st Round)
- 1964-East Region (advanced to Final 8)
- 1965-East Region (lost in 1st Round)
- 1967-East Region (lost in 1st Round)
- 1976-East Region (advanced to Sweet 16)
- 1979-No. 5 seed, East Region (lost in 1st Round)
- 1990-No. 1 seed, East Region (advanced to Final 8)
- 1991-No. 11 seed, Midwest Region (advanced to Sweet 16)
- 1992-No. 9 seed, Southeast Region (advanced to 2nd Round)
- 1994-No. 2 seed, East Region (advanced to Sweet 16)

- 1995-No. 2 seed, West Region (advanced to Final 8)
- 1996-No. 1 seed, Southeast Region (advanced to Sweet 16)
- 1998-No. 2 seed, East Region (advanced to Final 8)
- 1999-No. 1 seed, West Region (won NCAA Championship)**
- 2000-No. 5 seed, South Region (advanced to 2nd Round)
- 2002-No. 2 seed, East Region (advanced to Final 8)
- 2003-No. 5 seed, South Region (advanced to Sweet 16)
- 2004-No. 2 seed, Phoenix Region (won NCAA Championship)**
- 2005-No. 2 seed, Syracuse Region (advanced to 2nd Round)
- 2006-No. 1 seed, Wash. D.C. Region (advanced to Final 8)
- 2008-No. 4 seed, West Region (lost in 1st Round)
- 2009-No. 1 seed, West Region (advanced to NCAA Final Four)
- 2011-No. 3 seed, West Region (won NCAA Championship)**
- 2012-No. 9 seed, South Region (lost in 1st Round)
- 2014-No. 7 seed, East Region (won NCAA Championship)**
- 2016-No. 9 seed, South Region (advanced to 2nd Round)
- 2021-No. 7 seed, East Region (lost in 1st Round)



*Bruce Springsteen helps celebrate UConn's success at a concert during the 2014 Final Four in North Texas.*

### POSTSEASON RECORDS VS. ALL OPPONENTS

OPPONENT	NCAA	NIT	TOTAL												
Alabama	1-0	--	1-0	Duke	2-3	--	2-3	Michigan State	1-1	--	1-1	San Diego State	1-0	--	1-0
Ala.-Birmingham	--	0-1	0-1	Eastern Michigan	*1-0	--	*1-0	Minnesota	--	0-1	0-1	South Carolina	--	1-1	1-1
Albany	1-0	--	1-0	Fairleigh Dickinson	1-0	--	1-0	Mississippi State	*0-1	--	*0-1	South Florida	--	1-0	1-0
Arizona	1-0	--	1-0	Florida	1-1	--	1-1	Missouri	1-0	--	1-0	Southern Illinois	1-0	--	1-0
Arizona State	--	0-1	0-1	Florida State	--	0-1	0-1	Navy	0-1	--	0-1	Stanford	1-0	--	1-0
Arkansas	--	1-0	1-0	George Mason	0-1	--	0-1	Nebraska	1-0	1-0	2-0	Syracuse	0-2	--	0-2
Boston College	0-1	1-1	1-2	George Washington	1-0	--	1-0	New York University	0-1	--	0-1	Temple	1-1	--	1-1
Boston University	1-1	--	1-1	Georgia Tech	1-0	--	1-0	New Mexico	1-0	--	1-0	Tennessee	0-1	--	0-1
Bradley	--	1-0	1-0	Gonzaga	1-0	--	1-0	North Carolina	0-1	--	0-1	Tenn.-Chattanooga	2-0	--	2-0
Brigham Young	1-0	--	1-0	Hampton	1-0	--	1-0	UNC-Charlotte	--	1-0	1-0	Texas	0-1	--	0-1
Bucknell	1-0	--	1-0	Hofstra	1-0	--	1-0	North Carolina State	1-1	--	1-1	Texas A & M	1-0	--	1-0
Butler	1-0	--	1-0	Indiana	1-0	--	1-0	Northeastern	--	1-0	1-0	Tex-San Antonio	1-0	--	1-0
California	1-0	1-0	2-0	Iona	--	1-0	1-0	Ohio State	1-1	1-0	2-1	UCLA	0-1	--	0-1
Central Florida	1-0	--	1-0	Iowa	1-0	--	1-0	Princeton	1-0	--	1-0	Utah State	1-0	--	1-0
Cincinnati	2-0	--	2-0	Iowa State	1-1	--	1-1	Purdue	1-0	--	1-0	Vanderbilt	1-0	--	1-0
Clemson	1-0	--	1-0	Jackson State	--	0-1	0-1	Rider College	1-0	--	1-0	Vermont	1-0	--	1-0
Colgate	*1-0	--	*1-0	Kansas	0-1	--	0-1	Rutgers	0-1	--	0-1	Villanova	1-0	--	1-0
Colorado	1-0	--	1-0	Kentucky	3-0	--	3-0	Saint Joseph's	1-1	--	1-1	Virginia Commonwealth	--	1-0	1-0
Dartmouth	0-2	--	0-2	Louisiana State	1-0	--	1-0	St. John's	0-1	1-0	1-1	Virginia Tech	--	0-1	0-1
Dayton	--	0-1	0-1	Louisiana Tech	--	1-0	1-0	St. Louis	--	0-1	0-1	Washington	2-0	--	2-0
DePaul	1-0	--	1-0	Manhattan	1-0	--	1-0	St. Peter's	--	0-1	0-1	West Virginia	0-1	1-0	1-1
Detroit Mercy	--	0-1	0-1	Maryland	1-2	--	1-2	San Diego	0-1	--	0-1	Xavier	1-0	--	1-0

\*-- 1996 result declared null and void by NCAA

## ALL-TIME BIG EAST TOURNAMENT RESULTS AND STARTERS

Year	Winner	Loser	Site	Connecticut Starters
2021	#3 Connecticut 94	#11 DePaul 60	Madison Square Garden	Isaiah Whaley, Tyrese Martin, Adama Sanogo, James Bouknight, R.J. Cole
	#2 Creighton 59	#3 Connecticut 56	Madison Square Garden	Isaiah Whaley, Tyrese Martin, Adama Sanogo, James Bouknight, R.J. Cole
2013	Ineligible to compete			
2012	#9 Connecticut 81	#16 DePaul 67	Madison Square Garden	Roscoe Smith, Alex Oriakhi, Andre Drummond, Jeremy Lamb, Shabazz Napier
	#9 Connecticut 71	#8 West Virginia (OT) 67	Madison Square Garden	Roscoe Smith, Alex Oriakhi, Andre Drummond, Jeremy Lamb, Shabazz Napier
	#1 Syracuse 58	#9 Connecticut 55	Madison Square Garden	Roscoe Smith, Alex Oriakhi, Andre Drummond, Jeremy Lamb, Shabazz Napier
2011	#9 Connecticut 97	#16 DePaul 71	Madison Square Garden	Tyler Olander, Roscoe Smith, Charles Okwandu, Jeremy Lamb, Kemba Walker
	#9 Connecticut 79	#8 Georgetown 62	Madison Square Garden	Roscoe Smith, Alex Oriakhi, Charles Okwandu, Jeremy Lamb, Kemba Walker
	#9 Connecticut 76	#1 Pittsburgh 74	Madison Square Garden	Roscoe Smith, Alex Oriakhi, Charles Okwandu, Jeremy Lamb, Kemba Walker
	#9 Connecticut 76	#4 Syracuse (OT) 71	Madison Square Garden	Roscoe Smith, Alex Oriakhi, Charles Okwandu, Jeremy Lamb, Kemba Walker
	#9 Connecticut 69	#3 Louisville 66	Madison Square Garden	Tyler Olander, Roscoe Smith, Alex Oriakhi, Jeremy Lamb, Kemba Walker
2010	#13 St. John's 73	#12 Connecticut 51	Madison Square Garden	Ater Majok, Stanley Robinson, Alex Oriakhi, Jerome Dyson, Kemba Walker
2009	#6 Syracuse 127	#3 Connecticut (6OT) 117	Madison Square Garden	Jeff Adrien, Stanley Robinson, Hasheem Thabeet, A.J. Price, Kemba Walker
2008	#5 West Virginia 78	#4 Connecticut 72	Madison Square Garden	Jeff Adrien, Stanley Robinson, Hasheem Thabeet, A.J. Price, Craig Austrie
2007	#5 Syracuse 78	#12 Connecticut 65	Madison Square Garden	Marcus Johnson, Jeff Adrien, Hasheem Thabeet, Jerome Dyson, A.J. Price
2006	#9 Syracuse 86	#1 Connecticut (OT) 84	Madison Square Garden	Josh Boone, Rudy Gay, Hilton Armstrong, Marcus Williams, Denham Brown
2005	#2 Connecticut 66	#7 Georgetown 62	Madison Square Garden	Charlie Villanueva, Rudy Gay, Denham Brown, Josh Boone, Marcus Williams
	#3 Syracuse 67	#2 Connecticut 63	Madison Square Garden	Charlie Villanueva, Rudy Gay, Denham Brown, Josh Boone, Marcus Williams
2004	#2 Connecticut 66	#7 Notre Dame 58	Madison Square Garden	Charlie Villanueva, Rashad Anderson, Josh Boone, Ben Gordon, Taliek Brown
	#2 Connecticut 84	#11 Villanova 67	Madison Square Garden	Charlie Villanueva, Rashad Anderson, Josh Boone, Ben Gordon, Taliek Brown
	#2 Connecticut 61	#1 Pittsburgh 58	Madison Square Garden	Josh Boone, Rashad Anderson, Emeka Okafor, Ben Gordon, Taliek Brown
2003	#2e Connecticut 83	#4w Seton Hall 70	Madison Square Garden	Hilton Armstrong, Rashad Anderson, Emeka Okafor, Ben Gordon, Taliek Brown
	#2e Connecticut 80	#1w Syracuse 67	Madison Square Garden	Hilton Armstrong, Rashad Anderson, Emeka Okafor, Ben Gordon, Taliek Brown
	#2w Pittsburgh 74	#2e Connecticut 56	Madison Square Garden	Hilton Armstrong, Rashad Anderson, Emeka Okafor, Ben Gordon, Taliek Brown
2002	#1e Connecticut 72	#5e Villanova 70	Madison Square Garden	Caron Butler, Johnnie Selvie, Emeka Okafor, Taliek Brown, Tony Robertson
	#1e Connecticut 82	#2w Notre Dame 77	Madison Square Garden	Caron Butler, Johnnie Selvie, Emeka Okafor, Taliek Brown, Tony Robertson
	#1e Connecticut 74	#1w Pittsburgh (2OT) 65	Madison Square Garden	Caron Butler, Johnnie Selvie, Emeka Okafor, Taliek Brown, Tony Robertson
2001	#3w Syracuse 86	#6e Connecticut 75	Madison Square Garden	Caron Butler, Edmund Saunders, Souleymane Wane, Taliek Brown, Albert Mouring
2000	#4 Connecticut 70	#13 Boston College 55	Madison Square Garden	Kevin Freeman, Ajou Deng, Jake Voskuhl, Albert Mouring, Khalid El-Amin
	#4 Connecticut 79	#5 Seton Hall 64	Madison Square Garden	Kevin Freeman, Ajou Deng, Jake Voskuhl, Albert Mouring, Khalid El-Amin
	#4 Connecticut 70	#9 Georgetown 55	Madison Square Garden	Kevin Freeman, Ajou Deng, Jake Voskuhl, Albert Mouring, Khalid El-Amin
	#3 St. John's 80	#4 Connecticut 70	Madison Square Garden	Kevin Freeman, Ajou Deng, Jake Voskuhl, Albert Mouring, Khalid El-Amin
	#1 Connecticut 57	#8 Seton Hall 56	Madison Square Garden	Kevin Freeman, Richard Hamilton, Jake Voskuhl, Ricky Moore, Khalid El-Amin
1999	#1 Connecticut 71	#4 Syracuse 50	Madison Square Garden	Kevin Freeman, Richard Hamilton, Jake Voskuhl, Ricky Moore, Khalid El-Amin
	#1 Connecticut 82	#3 St John's 63	Madison Square Garden	Kevin Freeman, Richard Hamilton, Jake Voskuhl, Ricky Moore, Khalid El-Amin
	#1 Connecticut 64	#8 Providence 55	Madison Square Garden	Kevin Freeman, Richard Hamilton, Jake Voskuhl, Ricky Moore, Khalid El-Amin
1998	#1 Connecticut 64	#12 Rutgers 50	Madison Square Garden	Kevin Freeman, Richard Hamilton, Jake Voskuhl, Ricky Moore, Khalid El-Amin
	#1 Connecticut 69	#2 Syracuse 64	Madison Square Garden	Kevin Freeman, Richard Hamilton, Jake Voskuhl, Ricky Moore, Khalid El-Amin
	#6 Pittsburgh 63	#11 Connecticut 62	Madison Square Garden	Kevin Freeman, Rashamel Jones, Jake Voskuhl, Richard Hamilton, Ricky Moore
1996	#1 Connecticut 79	#9 Seton Hall 58	Madison Square Garden	Kirk King, Rudy Johnson, Travis Knight, Ray Allen, Doron Sheffer
	#1 Connecticut 85	#4 Syracuse 67	Madison Square Garden	Kirk King, Rudy Johnson, Travis Knight, Ray Allen, Doron Sheffer
	#1 Connecticut 75	#2 Georgetown 74	Madison Square Garden	Kirk King, Rudy Johnson, Travis Knight, Ray Allen, Doron Sheffer
1995	#1 Connecticut 81	#9 Pittsburgh 78	Madison Square Garden	Ray Allen, Donny Marshall, Travis Knight, Kevin Ollie, Doron Sheffer
	#1 Connecticut 88	#4 Georgetown 81	Madison Square Garden	Ray Allen, Donny Marshall, Travis Knight, Kevin Ollie, Doron Sheffer
1994	#2 Villanova 94	#1 Connecticut 78	Madison Square Garden	Ray Allen, Donny Marshall, Travis Knight, Kevin Ollie, Doron Sheffer
	#1 Connecticut 97	#9 St. John's 77	Madison Square Garden	Donny Marshall, Donyell Marshall, Eric Hayward, Doron Sheffer, Kevin Ollie
	#4 Providence 69	#1 Connecticut 67	Madison Square Garden	Donny Marshall, Donyell Marshall, Eric Hayward, Doron Sheffer, Kevin Ollie
1993	#5 Providence 73	#4 Connecticut 55	Madison Square Garden	Rudy Johnson, Donny Marshall, Donyell Marshall, Scott Burrell, Kevin Ollie
1992	#3 St. John's 64	#6 Connecticut (OT) 59	Madison Square Garden	Donyell Marshall, Toraino Walker, Rod Sellers, Scott Burrell, Chris Smith
1991	#6 Georgetown 68	#3 Connecticut 49	Madison Square Garden	Scott Burrell, Toraino Walker, Rod Sellers, Steve Pikiell, Chris Smith
1990	#2 Connecticut 76	#7 Seton Hall 58	Madison Square Garden	Scott Burrell, Nadav Henefeld, Rod Sellers, Tate George, Chris Smith
	#2 Connecticut 65	#3 Georgetown 60	Madison Square Garden	Scott Burrell, Nadav Henefeld, Rod Sellers, Tate George, Chris Smith
	#2 Connecticut 78	#1 Syracuse 75	Madison Square Garden	Scott Burrell, Nadav Henefeld, Rod Sellers, Tate George, Chris Smith
1989	#2 Seton Hall 74	#7 Connecticut 66	Madison Square Garden	Murray Williams, Lyman DePriest, Cliff Robinson, Phil Gamble, Chris Smith
1988	#9 Connecticut 75	#8 Providence 62	Madison Square Garden	Murray Williams, Lyman DePriest, Cliff Robinson, Phil Gamble, Tate George
	#1 Pittsburgh 75	#9 Connecticut 58	Madison Square Garden	Murray Williams, Lyman DePriest, Cliff Robinson, Phil Gamble, Tate George
1987	#8 Boston College 61	#9 Connecticut 59	Madison Square Garden	Jeff King, Robert Ursey, Gerry Besselink, Tate George, Steve Pikiell
1986	#9 Seton Hall 76	#8 Connecticut 66	Madison Square Garden	Tim Coles, Eddie Williams, Gerry Besselink, Phil Gamble, Terence Warren
1985	#2 Georgetown 93	#7 Connecticut 62	Madison Square Garden	Ray Broxton, Tim Coles, Gerry Besselink, Alvin Frederick, Earl Kelley
1984	#2 Syracuse 73	#7 Connecticut 58	Madison Square Garden	Ray Broxton, Alvin Frederick, Tim Coles, Vern Giscombe, Karl Hobbs
1983	#2 Villanova 69	#7 Connecticut 68	Madison Square Garden	Larry Blucher, Eddie Williams, Bruce Kuczenski, Karl Hobbs, Earl Kelley
1982	#3 St. John's 54	#6 Connecticut 52	Hartford Civic Center	Mike McKay, Cory Thompson, Chuck Kuczenski, Karl Hobbs, Norm Bailey
1981	#4 Villanova 65	#5 Connecticut 54	Carrier Dome	Mike McKay, Cory Thompson, Chuck Aleksinas, Vern Giscombe, Bobby Dulin
1980	#4 Connecticut 79	#5 Boston College 68	Providence Civic Center	Mike McKay, Cory Thompson, Jim Abromaitis, Bobby Dulin, Clay Johnson
	#1 Syracuse 92	#4 Connecticut 61	Providence Civic Center	Mike McKay, Cory Thompson, Jim Abromaitis, Bobby Dulin, Clay Johnson



UConn vs. All Opponents in the BIG EAST Championship


Team	Record	First/Last Meeting	Last UConn Win	Last Opp. Win	Team	Record	First/Last Meeting	Last UConn Win	Last Opp. Win
Boston College	2-1	1980/2000	2000, 70-55	1987, 61-59	Providence	2-2	1988/1998	1998, 64-55	1994, 69-67
Creighton	0-1	2021/2021	N/A	2021, 59-56	Rutgers	1-0	1998	1998, 64-50	N/A
DePaul	3-0	2011/2021	2021, 94-60	N/A	St. John's	2-4	1982/2010	1999, 82-63	2010, 73-51
Georgetown	6-2	1985/2011	2011, 79-62	1991, 68-49	Seton Hall	5-2	1986/2003	2003, 83-70	1989, 74-66
Louisville	1-0	2011/2011	2011, 69-66	N/A	Syracuse	6-8	1980/2012	2011, 76-71 (OT)	2012, 58-55
Notre Dame	2-0	2002/2004	2004, 66-58	N/A	Villanova	2-3	1981/2004	2004, 84-67	1995, 94-78
Pittsburgh	4-3	1988/2011	2011, 76-74	2003, 74-56	West Virginia	1-1	2008/2012	2012, 71-67 (OT)	2008, 78-72

ALL-TIME AMERICAN ATHLETIC CONFERENCE CHAMPIONSHIP RESULTS AND STARTERS

Year	Winner	Loser	Site	Connecticut Starters
2014	#4 Connecticut 72	#5 Memphis 53	FedExForum (Memphis)	DeAndre Daniels, Niels Giffey, Phillip Nolan, Ryan Boatright, Shabazz Napier
	#4 Connecticut 58	#1 Cincinnati 56	FedExForum	DeAndre Daniels, Niels Giffey, Phillip Nolan, Ryan Boatright, Shabazz Napier
	#2 Louisville 71	#4 Connecticut 61	FedExForum	DeAndre Daniels, Niels Giffey, Phillip Nolan, Ryan Boatright, Shabazz Napier
2015	#6 Connecticut 69	#11 USF 43	XL Center (Hartford)	Phillip Nolan, Daniel Hamilton, Amida Brimah, Rodney Purvis, Ryan Boatright
	#6 Connecticut 57	#3 Cincinnati 54	XL Center	Phillip Nolan, Daniel Hamilton, Amida Brimah, Rodney Purvis, Ryan Boatright
	#6 Connecticut 47	#2 Tulsa 42	XL Center	Phillip Nolan, Daniel Hamilton, Amida Brimah, Rodney Purvis, Ryan Boatright
	#1 SMU 62	#6 Connecticut 54	XL Center	Phillip Nolan, Daniel Hamilton, Amida Brimah, Rodney Purvis, Ryan Boatright
2016	#5 Connecticut 104	#4 Cincinnati 97 (4 ot)	Amway Center (Orlando)	Phillip Nolan, Shonn Miller, Daniel Hamilton, Rodney Purvis, Sterling Gibbs
	#5 Connecticut 77	#1 Temple 62	Amway Center	Phillip Nolan, Shonn Miller, Daniel Hamilton, Rodney Purvis, Sterling Gibbs
	#5 Connecticut 72	#6 Memphis 58	Amway Center	Phillip Nolan, Shonn Miller, Daniel Hamilton, Rodney Purvis, Sterling Gibbs
2017	#6 Connecticut 77	#11 USF 66	XL Center (Hartford)	Kentan Facey, Amida Brimah, Rodney Purvis, Christian Vital, Jalen Adams
	#6 Connecticut 74	#3 Houston 65	XL Center	Kentan Facey, Amida Brimah, Rodney Purvis, Christian Vital, Jalen Adams
	#2 Cincinnati 81	#6 Connecticut 71	XL Center	Kentan Facey, Amida Brimah, Rodney Purvis, Christian Vital, Jalen Adams
2018	#9 SMU 80	#8 Connecticut 73	Amway Center (Orlando)	Terry Larrier, Josh Carlton, Christian Vital, Jalen Adams, Antwoine Anderson
2019	#9 Connecticut 80	#8 USF 73	FedExForum (Memphis)	Tyler Polley, Josh Carlton, Christian Vital, Tarin Smith, Jalen Adams
	#1 Houston 84	#9 Connecticut 45	FedExForum	Tyler Polley, Josh Carlton, Christian Vital, Tarin Smith, Jalen Adams
2020	AAC Championship cancelled due to global health emergency			

UConn vs. All Opponents in the AAC Championship

Team	Record	First/Last Meeting	Last UConn Win	Last Opp. Win	Team	Record	First/Last Meeting	Last UConn Win	Last Opp. Win
Cincinnati	3-1	2014/2017	2016, 104-97 (4 OTs)	2017, 81-71	USF	3-0	2015/2019	2019, 80-73	---
Louisville	0-1	2014/2014	---	2014, 71-61	SMU	0-2	2015/2018	---	2018, 80-73
Memphis	2-0	2014/2016	2016, 72-58	---	Temple	1-0	2016/2016	2016, 77-62	---
Houston	1-1	2017/2019	2017, 74-65	2019, 84-45	Tulsa	1-0	2015/2015	2015, 47-42	---



The Huskies celebrate the 2016 AAC championship.



## ALL-TIME OPPONENT SERIES HISTORIES

### Air Force (2-0)

12/28/82	W	66-50	H
12/29/88	W	68-55	H

### Akron (0-1)

1947-48	L	48-60	
---------	---	-------	--

### Alabama (1-0)

3/27/04	W	87-71	N
---------	---	-------	---

### Alabama-Birmingham (0-1)

3/22/89	L	79-85	H
---------	---	-------	---

### Albany (NY St. Teachers\*) (3-0)

2/24/21*	W	29-20	
3/17/06	W	72-59	N
11/26/06	W	86-55	GP

### Albany Law (2-0)

1922-23	W	34-25	
1922-23	W	32-13	

### American International (20-0)

1934-35	W	39-27	
1949-50	W	66-51	H
11/30/50	W	68-46	H
1/30/51	W	66-55	A
11/29/51	W	75-55	H
12/3/52	W	73-55	H
12/3/53	W	77-49	H
12/17/54	W	103-78	H
12/1/55	W	91-76	H
2/23/57	W	118-88	H
12/2/57	W	84-55	H
12/3/58	W	76-63	H
12/1/59	W	82-52	H
12/1/60	W	78-56	H
2/6/62	W	78-51	H
2/6/63	W	93-57	H
12/4/63	W	95-49	H
12/1/64	W	98-67	H
12/1/65	W	89-72	A
12/1/66	W	81-58	H

### American University (5-1)

1947-48	W	48-37	
1947-48	W	52-48	
1948-49	L	47-50	
12/17/62	W	64-58	H
2/20/65	W	115-60	H
1/10/76	W	83-70	H

### Arizona (5-2)

12/7/99	W	78-69	N
12/9/00	W	71-69	GP
1/26/02	W	100-98(ot)	A
11/22/05	W	79-70	N
3/26/11	W	65-63	N
12/21/17	L	58-73	A
12/2/18	L	72-76	XL

### Arizona State (2-2)

12/3/82	L	69-74	A
12/29/83	W	66-60	HCC
11/28/97	W	82-61	N
3/18/15	L	61-68	GP

### Arkansas (3-1)

3/27/97	W	74-64	N
11/21/05	W	77-68	N
12/3/11	W	75-62	XL
11/26/17	L	67-102	N

### Army (7-3)

1921-22	W	33-31	
1922-23	L	19-52	
1923-24	L	15-17	
1924-25	L	29-30	
1945-46	W	51-50	
1946-47	W	41-39	
1947-48	W	50-49	
12/29/80	W	81-60	H
12/6/03	W	74-46	GP
11/29/05	W	68-54	HCC

### Arnold (3-1)

1935-36	L	33-35	
1937-38	W	61-40	
1938-39	W	51-39	
1947-48	W	45-35	

### Auburn (1-2)

11/26/89	W	95-81	N
12/23/16	L	67-70 (ot)	XL
12/23/17	L	64-89	A

### Ball State (1-0)

12/28/03	W	101-62	HCC
----------	---	--------	-----

### Bates (1-0)

1949-50	W	77-70	
---------	---	-------	--

### Baylor (1-0)

12/28/65	W	96-88	A
----------	---	-------	---

### Boston College (55-35)

1918-19	W	46-27	
1918-19	L	20-42	
1919-20	W	51-13	
12/23/50	W	56-52	H
12/15/51	L	53-57	H
12/13/52	W	70-51	H
1/16/54	W	106-81	H
12/13/54	W	117-74	A
1/15/55	W	95-76	H
1/14/56	W	88-57	H
12/15/56	L	81-87	H
12/14/57	L	68-82	H
12/13/58	L	55-81	A
12/12/59	W	84-67	H
12/9/60	L	96-110	A
12/9/61	W	78-71	H
12/8/62	W	63-53	A
12/14/63	W	108-81	H
12/12/64	W	85-81(ot)	A
12/11/65	L	74-90	H
12/10/66	L	69-87	A
3/11/67	L	42-48	N
12/9/67	L	60-76	H
12/7/68	L	75-105	A
12/13/69	W	77-72	H
1/12/71	L	69-71	A
2/29/72	L	39-41(ot)	H
2/27/73	W	66-65	A
2/26/74	W	77-69	H
3/21/74	L	75-76	N
2/25/75	L	67-68	A
3/6/75	L	58-68	N
12/2/75	L	83-94	H
1/27/77	W	83-66	A
1/28/78	L	72-101	A
2/22/78	L	74-76	H
1/17/79	L	89-90	A
1/27/79	L	77-78	A
3/1/79	W	91-74	N

### Boston University (44-12)

1930-31	W	39-33	
1931-32	L	26-30	
1932-33	L	25-50	
1933-34	L	33-37	
1934-35	W	42-31	
1935-36	W	31-27	
1948-49	W	44-43	
1949-50	W	107-67	
2/20/51	W	74-59	
2/04/52	W	70-64	A
2/28/53	W	105-73	H
1/12/54	W	62-55	A
1/11/55	W	84-75	H
2/10/58	W	77-71	H
2/10/59	L	55-67	A
3/10/59	L	58-60	N
1/13/60	W	78-60	H
1/10/61	L	73-77	A

1/10/80	W	83-71	H
2/28/80	W	79-68	N
1/14/81	L	57-58	A
2/7/81	L	71-76	H
1/13/82	W	59-58(ot)	NHC
2/6/82	W	67-59	A
1/22/83	L	79-88	NHC
2/21/83	L	80-86	A
1/31/84	L	67-82	A
3/3/84	L	60-83	HCC
1/26/85	L	77-78 (ot)	H
2/25/85	W	74-68	A
1/4/86	L	60-61	A
1/11/86	W	80-69	H
1/27/87	W	66-60	A
2/26/87	L	60-66	HCC
3/5/87	L	59-61	N
2/15/88	W	53-49	HCC
2/23/88	L	56-64	A
3/29/88	W	73-67	A
2/11/89	W	86-49	HCC
2/22/89	W	77-75	A
2/17/90	W	89-67	GP
3/3/90	W	95-74	A
1/2/91	W	86-70	A
2/5/91	W	76-59	GP
1/25/92	W	83-77 (ot)	HCC
3/7/92	W	89-79	A
1/16/93	W	66-64	A
2/24/93	W	69-64	GP
1/8/94	W	77-71	GP
2/9/94	W	94-91(2ot)	A
12/6/94	W	74-70	A
2/21/95	W	88-75	HCC
12/3/95	W	63-62	HCC
12/7/96	W	61-54	GP
1/12/97	W	61-56	A
1/11/98	W	80-68	A
1/6/99	W	91-78	A
2/10/99	W	66-50	HCC
2/9/00	W	87-58	HCC
3/8/00	W	70-55	N
1/3/01	L	68-85	A
2/13/01	W	82-71	HCC
2/16/02	W	79-77(ot)	HCC
2/25/02	W	75-61	A
2/1/03	L	71-95	GP
3/8/03	W	91-54	A
1/31/04	W	63-58	A
1/5/05	L	70-75	HCC
11/21/13	W	72-70	N



Prior to the 2020-21 season, UConn had met Butler only once, in the 2011 NCAA Championship game. Now, they are BIG EAST rivals.

2/3/62	W	82-63	A
1/29/63	W	90-76	H
1/9/64	L	53-55	A
2/16/65	W	89-78	H
3/8/66	W	62-43	A
2/11/67	W	113-64	H
12/5/67	L	72-79	A
2/11/69	W	74-72	H
1/26/70	W	90-81(ot)	A
12/12/70	W	64-62	H
1/25/72	L	67-70	H
2/7/73	L	99-107	A
3/3/73	W	66-53	H
1/22/74	W	91-78	A
3/2/74	W	94-71	H
2/5/75	W	106-85	H
2/19/75	W	94-79	A
12/9/75	W	95-78	A
2/4/76	W	78-70	H
12/1/76	W	73-69(ot)	H
1/24/77	W	67-65	A
12/10/77	L	61-66	A
1/25/78	W	80-63	H
12/9/78	W	92-84	H
1/11/79	W	63-62(ot)	A
2/13/80	W	72-65	H
12/13/80	W	72-65	A
12/5/81	W	73-54	H
12/11/82	W	51-50	A
12/10/83	W	79-74	H
12/7/85	W	89-76	H
12/9/86	L	71-80	A
3/15/90	W	76-52	H

11/17/97	W	68-54	GP
12/2/09	W	92-64	XL
11/17/13	W	77-60	GP
11/30/16	W	51-49	XL
11/19/17	W	85-66	XL

### Bradley (1-0)

3/18/97	W	63-47	H
---------	---	-------	---

### Bridgewater State (2-0)

1930-31	W	38-29	
1931-32	W	43-34	

### Brigham Young (1-0)

3/20/03	W	58-53	N
---------	---	-------	---

### Brooklyn College (3-0)

1948-49	W	64-39	
12/13/83	W	75-47	H
3/5/88	W	90-51	H

### Brown (26-18)

1921-22	W	29-23	
1922-23	L	27-33	
1927-28	W	29-21	
1928-29	W	35-33	
1929-30	L	22-39	
1930-31	L	35-39	
1931-32	W	27-22	
1932-33	L	29-31	
1933-34	L	30-40	
1934-35	L	31-39	
1935-36	L	35-65	



## ALL-TIME OPPONENT SERIES HISTORIES

**East Carolina (12-2)**

12/17/66	W	89-60	H
12/30/71	L	64-74	N
1/11/75	W	79-77	H
12/30/78	W	80-68	H
2/4/15	W	65-52	GP
2/25/15	W	60-49	A
2/7/16	W	85-67	GP
1/22/17	W	72-65	XL
3/1/17	L	62-66	A
1/6/18	W	70-65	XL
2/18/18	W	84-80	A
2/3/19	W	76-52	XL
3/10/19	W	82-73	A
2/29/20	W	84-63	A

**East Stroudsburg (2-0)**

1929-30	W	27-21
1930-31	W	44-20

**Eastern Michigan (2-0)**

1/10/74	W	76-60	H
#3/16/96	W	95-81	N

# -- result declared null and void by NCAA

**Eastern Washington (1-0)**

12/28/13	W	82-65	WBA
----------	---	-------	-----

**Fairfield (29-5)**

12/3/69	W	65-64	H
1/27/71	L	72-88	A
12/8/71	L	69-76	H
1/28/75	W	87-78	H
3/2/76	W	72-70	A
3/1/77	W	87-75	H
3/5/77	W	72-66	H
2/28/78	L	57-63	A
12/6/78	W	68-67	H
12/11/79	W	66-57	H
12/9/80	W	72-50	HCC
12/8/81	W	75-71	A
12/7/82	L	81-98	NHC
12/6/83	W	77-70	A
12/11/84	L	74-81	NHC
12/10/85	W	74-72	A
12/23/86	W	54-51	H
2/18/88	W	74-48	A
12/13/88	W	71-48	H
2/6/90	W	74-39	GP
12/23/90	W	94-70	HCC
12/23/91	W	89-59	GP
12/22/92	W	90-66	HCC
12/23/93	W	75-57	HCC
12/23/94	W	85-68	HCC
12/23/95	W	86-52	GP
12/21/96	W	68-58	HCC
12/30/97	W	90-63	HCC
12/23/98	W	102-67	HCC
12/23/99	W	84-60	HCC
12/22/00	W	100-66	HCC
11/18/06	W	74-49	HCC
12/26/08	W	75-55	XL
12/22/11	W	79-71	XL

**Fairleigh Dickinson (2-0)**

3/12/98	W	93-85	N
12/8/10	W	78-54	GP

**Fitchburg State (1-0)**

1930-31	W	57-26
---------	---	-------

**Florida (4-1)**

3/25/94	L	60-69 (ot)	N
12/2/13	W	65-64	GP
4/5/14	W	63-53	N
1/3/15	W	63-59	A
11/17/19	W	62-59	GP

**Florida A&M (1-0)**

11/26/07	W	93-54	XL
----------	---	-------	----

**Florida International (1-0)**

11/30/04	W	99-48	GP
----------	---	-------	----

**Florida Southern (1-1)**

2/8/71	W	82-74	H
1/9/73	L	85-93	A

**Florida State (3-5)**

1/6/73	L	55-91	A
11/27/89	W	63-60	N
2/6/93	L	74-86	GP
12/12/95	W	79-61	A
3/25/97	L	66-71 (ot)	N
11/26/97	L	60-67	N
11/26/11	W	78-76 (ot)	N
12/8/18	L	71-79	N

**Fordham (12-10)**

2/3/54	L	63-70	A
2/2/55	L	65-70	H
2/1/56	L	72-82	A
2/2/57	L	67-68	H
2/1/58	L	70-86	A
1/3/59	W	74-63	H
2/2/60	W	80-66	A
12/17/60	W	74-71	H
12/16/61	L	68-85	A
12/15/62	L	66-75	H
12/18/63	W	59-51	A
12/19/64	W	70-67	H
12/21/65	L	62-72	A
1/21/67	W	67-66	H
12/16/67	L	48-57	A
12/14/68	L	55-66	H
2/3/70	W	66-64	A
11/26/77	W	73-62	H
2/8/79	W	93-80	A
1/16/79	W	66-53	H
12/12/99	W	94-75	GP
12/21/12	W	88-73	XL

**Furman (2-0)**

12/28/91	W	87-68	HCC
11/21/15	W	83-58	GP

**Gardner-Webb (2-0)**

11/15/07	W	78-66	N
11/20/07	W	89-72	HCC

**George Mason (0-1)**

3/26/06	L	84-86 (ot)	N
---------	---	------------	---

**George Washington (5-1)**

12/28/66	W	89-69	H
1/13/76	L	92-106	A
12/11/76	W	72-70	H
3/19/94	W	75-63	N
12/2/01	W	84-76	N
11/25/02	W	67-55	HCC

**Georgetown (32-36)**

12/22/58	W	76-68	H
2/25/61	L	80-99	A
2/4/71	L	75-98	A
2/3/72	W	89-81	H
1/13/73	W	78-64	H
2/16/74	L	66-67	A
2/2/80	L	64-84	A
1/24/81	W	75-73 (ot)	H
2/28/81	L	58-60	A
1/20/82	W	63-52	A
2/27/82	L	42-60	HCC
1/15/83	L	53-74	A
2/14/83	L	60-77	HCC
1/4/84	L	69-81	HCC
2/4/84	L	62-87	A
1/23/85	L	66-79	A
2/23/85	L	47-68	HCC
3/6/85	L	62-93	N
1/8/86	L	66-70	A
2/5/86	L	63-80	HCC
1/21/87	L	51-65	A
2/11/87	L	57-78	HCC
1/30/88	L	59-60	A
2/6/88	W	66-59	HCC
1/21/89	L	55-59	A
2/8/89	L	58-70	HCC
1/20/90	W	70-65	HCC
2/28/90	L	64-84	A
3/10/90	W	65-60	N
2/11/91	W	61-55	HCC
2/23/91	L	57-71	A
3/8/91	L	49-68	N
2/12/92	L	63-70	HCC
2/19/92	L	58-60	A
1/18/93	L	69-86	HCC
3/7/93	L	56-70	A
1/4/94	W	77-65	HCC
2/28/94	W	66-62	A
1/16/95	W	93-73	HCC
2/14/95	W	91-85	A
3/1/95	W	88-81	N
1/19/96	L	65-77	A
3/9/96	W	75-74	N
1/11/97	W	69-54	A
2/3/97	L	51-52	HCC
1/17/98	W	86-72	HCC
1/2/99	W	87-64	GP
1/25/99	W	78-71	A
1/22/00	W	92-71	A
3/10/00	W	70-55	N
2/19/02	W	75-74	A
1/14/04	W	94-70	GP
1/8/05	W	66-59	A
3/2/05	W	83-64	GP
3/10/05	W	66-62	N
1/14/06	W	74-67	HCC
3/3/07	L	46-59	A
1/12/08	L	69-72	A
12/29/08	L	63-74	XL
1/9/10	L	69-72	A
2/16/11	W	78-70	XL
3/9/11	W	79-62	N
2/1/12	L	44-58	A
2/27/13	L	78-79 (2ot)	GP
1/23/16	W	68-62	XL
1/14/17	L	69-72	A
2/23/21	W	70-57	A
3/6/21	W	98-82	GP

**Georgia Tech (2-2)**

11/26/03	L	61-77	N
4/5/04	W	82-73	N

2/11/07	L	52-65	A
2/9/08	W	80-68	GP

**Gonzaga (3-2)**

3/20/99	W	67-62	N
11/23/05	W	65-63	N
12/1/07	L	82-85	N
12/20/08	W	88-83 (ot)	N
11/27/15	L	70-73	N

**Hampton (1-0)**

3/15/02	W	78-67	N
---------	---	-------	---

**Hartford (14-1)**

12/29/86	L	48-49	HCC
12/28/87	W	96-94	HCC
12/26/88	W	67-55	HCC
12/7/89	W	79-54	HCC
11/27/90	W	90-63	GP
11/22/91	W	76-46	HCC
12/28/92	W	91-66	HCC
1/17/94	W	88-62	HCC
1/5/95	W	102-77	GP
12/30/95	W	102-63	HCC
12/29/96	W	104-62	HCC
12/28/97	W	100-69	HCC
11/24/98	W	95-58	HCC
11/17/08	W	99-56	XL
11/27/20	W	69-57	GP

**Harvard (17-2)**

1921-22	W	38-33	
1922-23	W	39-37	
1924-25	L	26-34	
1925-26	W	25-24	
1926-27	W	39-24	
12/27/54	W	98-60	H
12/6/61	W	79-68	A
12/9/64	W	78-63	H
12/22/72	L	70-80	H
12/8/73	W	80-52	A
1/15/77	W	88-64	H
1/14/77	W	73-72	A
2/6/79	W	84-70	H
12/28/88	W	84-43	HCC
12/6/09	W	79-73	GP
12/22/10	W	81-52	XL
12/8/11	W	67-53	GP
12/7/12	W	57-49	GP
1/8/14	W	61-56	GP

**Hawaii (0-1)**

1/12/72	L	71-77	H
---------	---	-------	---

**Hofstra (2-0)**

3/13/76	W	80-78 (ot)	N
11/17/09	W	76-67	GP

**Holy Cross (22-42)**

1907-08	L	5-38	
1922-23	W	31-22	
1924-25	W	29-21	
1926-27	L	19-30	
1927-28	L	27-36	
1927-28	W	46-33	
1928-29	L	29-33	
1928-29	L	21-23	
1929-30	W	33-27	
1929-30	L	23-42	
1930-31	L	30-44	
2/12/52	L	53-72	A
1/7/53	L	67-71	H

2/27/54	W	78-77	A
2/26/55	L	58-60	H
1/4/56	L	68-85	H
2/27/56	L	81-103	A
1/12/57	W	97-72	H
2/26/57	W	97-80	A
1/11/58	W	77-68	H
2/25/58	L	89-92	A
1/10/59	L	50-74	H
2/21/59	W	71-69	A
1/9/60	L	49-52	H
2/20/60	L	66-98	A
1/7/61	L	85-103	A
2/18/61	L	89-98	H
1/6/62	L	70-79	H
2/17/62	L	64-103	A
1/5/63	L	50-74	A
2/16/63	W	85-75	H
2/15/64	L	57-62	H
2/19/64	L	56-60	A
1/5/65	L	62-77	H
2/13/65	W	87-76	A
1/5/66	L	72-73	H
2/12/66	L	70-73	A
1/4/67	L	69-74 (ot)	H
3/1/67	L	61-70	A
1/3/68	L	77-83	A
2/22/68	L	85-86 (ot)	H
12/21/68	L	63-67	H
12/20/69	L	104-122	A
2/15/71	L	78-103	H
12/18/71	L	77-96	A
12/6/72	L	90-96	H
12/5/73	L	85-91	H
1/30/74	W	71-68	



## ALL-TIME OPPONENT SERIES HISTORIES

**Illinois (2-1)**

1938-39 L 23-49  
2/4/92 W 70-66 A  
12/27/94 W 71-56 HCC

**Illinois State (0-1)**

12/29/76 L 77-88 H

**Indiana (6-4)**

12/17/38 L 38-71 A  
11/25/95 W 86-52 N  
11/15/96 L 61-68 A  
3/14/98 W 78-68 N  
12/5/04 W 74-69 HCC  
2/4/06 W 88-80 A  
1/20/07 L 73-77 HCC  
1/26/08 W 68-63 A  
11/22/13 W 59-58 N  
12/10/19 L 54-57 N

**Iona (4-1)**

12/29/84 L 54-55 HCC  
3/12/97 W 71-66 GP  
12/20/03 W 104-54 HCC  
12/27/09 W 93-74 XL  
12/4/19 W 80-62 GP

**Iowa (1-3)**

11/24/95 L 95-101 (ot) N  
3/18/99 W 78-68 N  
11/11/99 L 68-70 N  
11/16/18 L 72-91 N

**Iowa State (1-1)**

3/15/12 L 64-77 N  
3/28/14 W 81-76 N

**Jackson State (0-1)**

3/19/93 L 88-90 (ot) H

**Kansas (0-3)**

1/28/95 L 59-88 A  
1/19/97 L 65-73 HCC  
3/19/16 L 61-73 N

**Kentucky (4-1)**

3/19/06 W 87-83 N  
12/9/09 L 61-64 N  
11/24/10 W 84-67 N  
4/2/11 W 56-55 N  
4/7/14 W 60-54 N

**Lafayette (4-0)**

2/12/76 W 86-79 N  
12/28/90 W 59-57 H  
11/25/94 W 110-48 H  
12/5/18 W 90-63 XL

**LaSalle (1-0)**

11/21/08 W 89-81 N

**Lebanon Valley (1-0)**

1921-22 W 40-29

**Lehigh (2-0)**

12/30/86 W 71-57 HCC  
12/1/03 W 75-55 HCC

**Long Island (2-2)**

2/24/68 L 47-64 H  
2/22/69 L 46-86 A  
1/22/75 W 85-83 H  
11/24/78 W 84-69 A

**Louisiana State (3-1)**

3/14/91 W 79-62 N  
1/7/06 W 67-66 HCC  
1/6/07 L 49-66 A  
11/25/09 W 81-55 N

**Louisiana Tech (1-0)**

3/21/88 W 65-59 H

**Louisville (6-11)**

11/22/00 W 83-71 N  
1/21/06 W 71-58 A  
3/4/06 W 84-80 GP  
1/22/07 L 54-68 A  
2/25/07 L 69-76 HCC  
1/28/08 W 69-67 XL  
2/2/09 W 68-51 A  
2/1/10 L 69-82 A  
2/28/10 L 76-78 GP  
1/29/11 L 78-79 (2ot) GP  
2/18/11 L 58-71 A  
3/12/11 W 69-66 N  
2/6/12 L 59-80 A  
1/14/13 L 58-73 XL  
1/18/14 L 64-76 GP  
1/38/14 L 48-81 A  
3/15/14 L 61-71 N

**Loyola (Md.) (1-0)**

11/26/13 W 76-66 XL

**Loyola (New Orleans) (1-1)**

1/29/62 W 84-74 H  
12/18/62 L 49-51 A

**Loyola Marymount (1-0)**

11/17/16 W 65-62 A

**Maine (85-16)**

1921-22 W 22-16  
1925-26 W 34-26  
1926-27 W 38-28  
1927-28 L 21-34  
1928-29 W 29-22  
1936-37 W 50-40  
1936-37 L 41-44  
1937-38 W 54-46  
1937-38 W 51-39  
1938-39 L 29-45  
1938-39 W 53-45  
1939-40 W 56-38  
1939-40 W 71-68  
1940-41 W 80-51  
1940-41 W 53-46  
1941-42 W 58-45  
1941-42 W 47-39  
1942-43 W 72-55  
1942-43 L 38-40  
1943-44 W 50-22  
1943-44 W 73-48  
1944-45 W 69-41  
1944-45 L 44-45  
1945-46 W 54-33  
1945-46 W 60-48  
1946-47 W 51-38  
1946-47 W 88-39  
1947-48 W 63-29  
1947-48 W 46-39  
1948-49 W 63-43  
1948-49 W 58-29  
1949-50 W 65-56 H  
1949-50 W 67-58 A  
1/5/51 W 68-52 H

2/17/51 W 83-62 A  
1/5/52 W 71-57 H  
2/16/52 W 66-53 A  
1/3/53 W 87-66 H  
2/14/53 W 76-66 A  
1/5/54 W 108-60 H  
2/13/54 W 102-61 A  
1/6/55 W 99-58 H  
2/12/55 W 116-73 A  
2/6/56 W 94-68 A  
2/10/56 W 109-96 H  
1/30/57 W 124-92 A  
2/9/57 W 118-81 H  
1/30/58 W 84-62 H  
2/8/58 W 103-62 A  
1/6/59 W 73-58 H  
1/31/59 W 72-61 H  
2/6/60 L 74-75 A  
2/12/60 W 91-79 H  
1/31/61 L 55-74 A  
2/11/61 W 73-60 H  
1/2/62 L 68-73 H  
2/20/62 L 68-70 A  
1/12/63 W 92-64 H  
2/9/63 W 89-61 A  
1/13/64 W 71-58 H  
2/8/64 W 80-53 A  
12/17/64 W 89-62 A  
2/6/65 W 95-59 H  
12/13/65 W 84-69 A  
2/5/66 W 114-58 H  
2/4/67 W 109-65 H  
2/13/67 W 114-88 A  
1/6/68 W 81-79 A  
2/10/68 W 93-69 H  
2/8/69 L 88-116 A  
2/17/69 L 70-84 H  
1/5/70 W 83-75 A  
2/7/70 W 99-74 H  
1/30/71 L 99-112 A  
2/6/71 W 88-54 H  
1/15/72 W 72-69 (ot) H  
2/5/72 L 51-52 A  
2/3/73 W 98-81 H  
2/17/73 L 105-110 (ot) A  
1/19/74 W 79-69 A  
2/2/74 W 93-71 H  
2/2/75 W 100-90 (ot) A  
2/22/75 W 80-71 H  
1/17/76 W 83-69 A  
2/19/76 L 63-64 H  
1/4/77 W 79-63 H  
2/15/78 L 73-79 A  
12/23/78 W 97-79 H  
2/23/80 W 87-67 A  
12/11/80 W 55-51 H  
11/28/81 W 68-53 A  
12/9/89 W 95-55 H  
12/9/90 W 85-60 A  
12/7/91 W 85-71 GP  
2/22/93 W 108-72 HCC  
12/22/07 W 105-60 XL  
12/22/09 W 71-54 XL  
11/17/11 W 80-60 XL  
12/6/13 W 95-68 XL  
11/13/15 W 100-56 GP  
12/1/19 W 64-40 XL

**Manhattan (19-14)**

1949-50 L 56-71 H  
2/21/55 W 90-79 A  
12/19/55 L 82-85 H  
3/13/56 W 84-75 N

12/22/56 L 86-100 A  
1/4/58 L 57-62 H  
12/20/58 W 59-57 A  
1/30/60 W 64-56 H  
2/2/61 W 73-71 A  
1/13/62 W 69-68 H  
2/21/63 W 68-64 A  
1/4/64 W 73-57 H  
2/24/65 W 80-75 (ot) A  
12/7/65 W 76-55 H  
1/29/68 L 69-83 A  
1/25/69 L 78-93 H  
12/23/69 L 62-75 H  
2/25/71 L 83-86 A  
3/4/72 L 71-83 H  
2/22/73 L 87-97 A  
12/15/73 W 76-72 (ot) H  
2/13/75 L 69-77 A  
11/29/75 L 83-99 A  
1/21/76 W 84-66 H  
2/10/77 L 69-72 (ot) A  
12/29/77 W 75-68 H  
2/25/78 W 57-54 H  
1/31/79 W 77-64 NHC  
1/30/80 W 89-66 NHC  
1/31/81 W 75-58 A  
1/28/82 W 72-57 H  
1/6/83 L 51-52 A  
12/15/18 W 61-46 GP

**Marist (1-0)**

12/5/88 W 93-71 H

**Marquette (5-6)**

1/3/06 L 79-94 A  
1/10/07 L 69-73 GP  
1/20/08 W 89-73 GP  
2/25/09 W 93-82 A  
1/30/10 L 68-70 XL  
1/25/11 W 76-68 A  
2/24/11 L 67-74 (ot) XL  
2/18/12 L 64-79 XL  
1/1/13 L 76-82 (ot) A  
1/5/21 W 65-54 A  
2/27/21 W 80-62 GP

**Maryland (4-4)**

2/15/41 W 52-43 A  
12/4/89 W 87-65 HCC  
3/23/95 W 99-89 N  
12/3/01 L 65-77 N  
3/24/02 L 82-90 N  
11/8/13 W 78-77 N  
12/8/15 L 66-76 N  
3/20/21 L 54-63 N

**Maryland-Balt. County (1-0)**

12/3/10 W 94-61 XL

**Maryland-Eastern Shore (2-0)**

11/28/87 W 102-63 H  
12/17/12 W 84-50 XL

**Massachusetts (69-39)**

1904-05 L 22-66  
1906-07 L 27-34  
1906-07 L 16-24  
1916-17 L 12-33  
1917-18 L 20-25  
1919-20 W 28-19  
1919-20 L 22-27  
1920-21 L 23-28  
1920-21 W 26-19

1921-22 W 31-13  
1921-22 L 17-30  
1923-24 L 18-23  
1924-25 L 18-20  
1925-26 W 30-26  
1928-29 W 21-13  
1929-30 W 37-23  
1930-31 L 13-14  
1931-32 L 19-33  
1932-33 L 19-22  
1933-34 L 31-37  
1934-35 L 20-22  
1935-36 L 32-58  
1936-37 W 41-37  
1937-38 W 60-51  
1938-39 W 58-47  
1939-40 W 65-35  
1940-41 W 57-37  
1941-42 W 46-40  
1942-43 W 78-42  
1946-47 W 73-37  
1947-48 W 58-20  
1948-49 W 80-48  
1949-50 L 57-61 A  
2/28/51 W 92-50 H  
2/27/52 W 68-54 A  
2/26/53 W 89-51 H  
2/25/54 W 75-66 A  
2/22/55 W 93-75 H  
12/29/55 W 73-69 N  
2/21/56 L 85-87 A  
2/5/57 W 97-71 A  
2/19/57 W 90-77 H  
12/4/57 W 99-57 A  
2/18/58 W 86-72 H  
12/15/58 W 71-67 H  
2/16/59 L 79-80 (ot) A  
12/15/59 L 60-62 A  
2/16/60 W 71-49 H  
12/13/60 W 72-70 H  
2/14/61 L 54-71 A  
12/12/61 W 76-65 A  
2/13/62 W 72-56 H  
12/12/62 W 85-61 H  
2/12/63 W 79-66 A  
12/10/63 L 59-60 A  
2/11/64 W 72-50 H  
12/15/64 W 77-67 H  
2/9/65 W 70-63 A  
2/2/66 W 90-60 A  
2/19/66 W 91-64 H  
2/1/67 W 66-59 H  
2/18/67 W 60-59 A  
1/31/68 L 63-65 A  
2/17/68 L 44-56 H  
12/17/68 L 66-80 H  
2/15/69 L 70-85 A  
12/16/69 W 88-71 A  
2/14/70 L 65-71 H  
12/15/70 L 68-74 H  
2/13/71 L 67-89 A  
12/14/71 L 67-69 A  
2/12/72 W 58-56 H  
12/12/72 W 71-68 H  
2/10/73 L 67-83 A  
12/11/73 L 72-79 A  
2/9/74 W 79-76 (ot) H  
2/8/75 W 80-76 (ot) A  
2/15/75 L 75-76 H  
12/31/75 W 72-66 A  
2/7/76 L 73-86 H  
3/4/76 W 73-69 N  
1/13/77 L 80-81 HCC

## ALL-TIME OPPONENT SERIES HISTORIES

1/29/77	L	64-65	A	1/20/01	L	74-77	A	<b>Nevada (1-0)</b>		2/27/62	W	85-72	H	<b>Niagara (0-3)</b>		2/4/56	L	81-84	H				
12/14/77	L	64-74	A	2/24/01	W	60-53	GP	11/19/03	W	93-79	GP	1/8/63	W	86-58	A	12/16/59	L	79-112	A	12/28/77	L	69-72	H
1/17/78	W	56-49	HCC	1/5/02	W	76-75	GP	<b>New Hampshire (94-25)</b>				2/26/63	W	102-72	H								
12/13/78	W	65-62	A	2/2/02	L	66-68	A	1906-07	L	11-33	1/11/64	W	73-60	H									
2/10/79	W	79-59	H	1/11/03	W	83-80 (ot)	GP	1914-15	L	15-27	2/25/64	W	58-55	A									
1/12/80	W	72-51	A	1/20/03	L	76-77	A	1915-16	L	23-25	1/12/65	W	82-62	A	<b>UNC Asheville (3-0)</b>		12/4/99	W	98-68	GP			
2/6/80	W	73-55	H	2/18/04	W	76-63	HCC	1916-17	L	19-28	2/27/65	W	109-61	H	12/21/02	W	117-67	HCC	11/24/11	W	73-63	N	
1/27/81	W	98-64	H	11/23/08	W	76-63	N	1916-17	L	15-28	1/12/66	W	119-74	H									
12/22/81	W	66-55	A	11/24/19	W	80-55	N	1917-18	L	24-33	2/15/66	W	113-62	A									
12/9/82	W	86-74	H	<b>Michigan (2-2)</b>				1917-18	L	24-33	12/7/66	W	77-56	A									
12/15/83	L	65-67 (ot)	A	12/18/39	L	45-62	N	1918-19	L	18-51	2/21/67	W	114-75	H	<b>N. Carolina-Chapel Hill (1-5)</b>		12/6/90	L	64-79	A			
12/6/84	W	64-52	H	2/7/09	W	69-61	GP	1918-19	L	28-29	1/10/68	W	96-70	H	3/21/98	L	64-75	N	1/19/02	W	86-54	GP	
12/4/85	W	78-70	A	1/17/10	L	63-68	A	1919-20	L	20-39	2/20/68	W	94-68	A	1/18/03	L	65-68	A	1/17/04	L	83-86	A	
11/29/86	W	58-54	H	11/25/15	W	74-60	N	1920-21	W	18-24	12/11/68	L	78-97	A	1/17/04	L	83-86	A	2/13/05	L	70-77	A	
1/30/89	W	104-75	H	<b>Michigan State (4-3)</b>				1920-21	W	33-30	2/19/69	W	88-84	H									
1/30/90	W	94-75	A	12/5/98	W	82-68	GP	1921-22	W	35-30	12/10/69	W	81-61	H									
12/27/96	W	64-61	HCC-N	2/5/00	L	68-85	A	1921-22	W	26-23	2/18/70	W	80-69	A									
12/23/97	W	72-55	HCC-N	4/4/09	L	73-82	N	1922-23	W	27-22	12/9/70	W	74-71	A									
12/9/98	W	59-54	A	11/23/10	W	70-67	N	1923-24	L	21-35	1/7/71	W	82-79	H	<b>UNC-Charlotte (1-0)</b>		3/15/89	W	67-62	A			
11/22/99	W	79-65	GP	11/9/12	W	66-62	N	1924-25	W	22-18	2/8/72	W	77-65	A	<b>UNC-Wilmington (1-0)</b>								
12/12/00	W	82-67	HCC-N	3/30/14	W	60-54	N	1925-26	W	33-18	2/16/72	L	65-73	H									
12/11/01	W	69-59	A	11/24/17	L	57-77	N	1926-27	L	24-32	1/3/73	W	60-59	A									
12/10/02	W	59-48	HCC	<b>Middlebury (2-0)</b>				1927-28	W	51-29	2/13/73	W	81-69	H									
12/30/03	W	91-67	HCC	1919-20	W	52-48	1928-29	W	44-25	1/3/74	L	70-76	H										
12/9/04	L	59-61	A	1920-21	W	33-25	1929-30	L	21-24	2/13/74	W	72-62	A										
12/8/05	W	78-60	HCC	<b>Minnesota (1-2)</b>				1930-31	W	44-32	1/4/75	L	56-57	A									
<b>M.I.T. (2-0)</b>				3/16/81	L	66-84	H	1931-32	L	19-36	1/15/75	W	73-67	H									
1948-49	W	91-52	11/28/84	L	60-61	A	1932-33	L	20-27	2/21/76	L	82-85 (ot)	A										
1949-50	W	82-44	H	12/21/85	W	70-69	HCC	1933-34	W	21-20	2/26/76	W	99-54	H									
<b>McGill (1-0)</b>				<b>Mississippi (1-0)</b>				1934-35	W	41-32	12/16/76	W	65-51	A									
12/16/50	W	50-41	A	3/16/81	L	66-84	H	1935-36	L	29-44	1/18/77	W	76-56	H									
<b>McNeese State (1-0)</b>				11/28/84	L	60-61	A	1936-37	W	44-26	12/6/77	W	82-68	H									
1/19/80	W	73-69	H	12/21/85	W	70-69	HCC	1936-37	W	34-27	1/7/78	W	60-50	A									
<b>Memphis (8-8)</b>				<b>Mississippi State (1-1)</b>				1937-38	W	43-41	1/3/79	W	72-67	A									
11/16/07	L	70-81	N	12/6/74	L	87-89	A	1937-38	L	42-48	2/3/79	W	81-64	H									
1/16/14	W	83-73	A	12/30/89	W	84-68	HCC	1938-39	W	41-38	12/4/79	W	71-62	H									
2/15/14	W	86-81 (ot)	XL	#3/22/96	L	55-60	N	1938-39	W	59-38	1/3/80	L	59-67	A									
3/13/14	W	72-53	A	#-- result declared null and void by NCAA				1939-40	W	66-36	1/12/81	W	61-58	A									
2/19/15	L	72-75	A	<b>Missouri (1-0)</b>				1939-40	W	50-46	12/2/81	W	87-68	H									
3/5/15	L	53-54	GP	3/28/09	W	82-75	N	1940-41	W	78-47	1/9/83	L	72-76	A									
1/9/16	W	81-78	GP	<b>Missouri-Kansas City (1-0)</b>				1940-41	W	70-50	1/25/84	W	67-65	H									
2/4/16	W	77-57	A	11/11/18	W	94-66	GP	1941-42	W	57-36	12/28/84	W	81-57	HCC									
3/13/16	W	72-58	N	<b>Monmouth (1-0)</b>				1941-42	W	69-53	12/12/90	W	85-32	GP									
1/5/17	L	61-70	A	12/2/17	W	84-81 (ot)	XL	1942-43	W	51-40	12/2/00	W	97-70	GP									
2/16/17	W	65-62	XL	<b>Morehead State (2-0)</b>				1942-43	W	46-37	11/26/01	W	110-58	HCC									
1/16/18	L	49-73	A	12/23/05	W	129-61	GP	1946-47	W	68-38	12/18/05	W	86-44	HCC									
2/25/18	L	79-83	GP	11/8/18	W	80-70	GP	1946-47	W	94-45	11/30/10	W	62-55	GP									
2/10/19	L	71-78	A	<b>Morgan State (2-0)</b>				1947-48	W	70-47	11/29/12	W	61-53	XL									
2/1/20	L	63-70	A	12/12/87	W	103-80	H	1948-49	W	66-37	11/17/15	W	85-66	GP									
2/16/20	W	64-61	XL	11/7/07	W	69-65	GP	1948-49	W	52-43	11/24/18	W	91-66	XL									
<b>Miami (Fla.) (17-8)</b>				<b>Muhlenberg (1-1)</b>				1949-50	W	73-35	H	12/22/19	W	88-62	XL								
12/27/56	W	74-70	A	1949-50	L	61-73	12/2/17	W	84-81 (ot)	XL	2/16/51	W	85-54	A									
1/2/92	W	85-62	H	2/27/51	W	52-44	A	2/15/52	W	65-61	A	1/17/52	W	75-58	H								
1/18/92	W	77-58	A	<b>Navy (0-1)</b>				2/15/52	W	65-61	A	2/15/52	W	65-61	A	<b>NJIT</b>		12/29/19	W	69-47	XL		
1/26/93	L	65-80	A	3/8/54	L	80-85	N	2/13/53	W	82-59	A	1/6/54	W	104-48	H	<b>New Mexico (1-1)</b>							
2/13/93	W	88-72	GP	<b>Nebraska (2-0)</b>				1/6/54	W	104-48	H	2/12/54	W	107-68	A	3/13/99	W	78-56	N				
2/5/94	W	73-57	GP	3/19/92	W	86-65	N	2/12/54	W	107-68	A	1/5/55	W	102-84	H	11/19/12	L	60-66	N				
2/22/94	W	74-49	A	3/21/97	W	76-67	H	1/5/55	W	102-84	H	2/11/55	W	103-85	A								
1/31/95	W	82-57	HCC					12/5/55	W	88-63	H	12/5/55	W	88-63	H								
3/4/95	W	75-67	A					1/17/56	W	93-56	A	1/17/56	W	93-56	A								
1/6/96	W	73-52	HCC					12/3/56	W	98-50	H	12/3/56	W	98-50	H								
1/22/97	L	46-69	A					1/15/57	W	94-54	A	1/15/57	W	94-54	A								
2/15/97	W	72-52	GP					12/9/57	W	90-50	A	12/9/57	W	90-50	A								
1/6/98	L	67-76	A					1/14/58	W	81-69	H	1/14/58	W	81-69	H								
1/20/99	W	70-68 (ot)	A					12/9/58	W	77-46	H	12/9/58	W	77-46	H								
2/20/99	L	71-73	GP					1/13/59	W	65-51	A	1/13/59	W	65-51	A								
2/19/00	L	57-63	GP					12/9/59	W	75-51	A	12/9/59	W	75-51	A								
								2/5/60	W	75-52	H	2/5/60	W	75-52	H								
								1/12/61	W	79-77	A	1/12/61	W	79-77	A								
								2/8/61	L	84-91	H	2/8/61	L	84-91	H								
								1/11/62	W	104-56	H	1/11/62	W	104-56	H								

## ALL-TIME OPPONENT SERIES HISTORIES

### North Florida (1-0)

12/18/16 W 80-59 GP

### Norwich (4-0)

1925-26 W 48-16  
1926-27 W 35-23  
1927-28 W 39-17  
1933-34 W 32-27

### Notre Dame (18-10)

12/6/95 W 85-65 A  
2/17/96 W 86-65 GP  
2/8/97 L 65-71 (ot) A  
1/3/98 W 84-58 HCC  
2/17/98 W 88-79 A  
1/12/99 W 101-70 HCC  
1/5/00 L 70-75 HCC  
2/12/00 L 66-68 A  
2/26/01 W 75-59 HCC  
3/8/02 W 82-77 N  
2/24/03 W 87-79 A  
2/9/04 L 74-80 A  
2/21/04 W 61-50 HCC  
3/11/04 W 66-58 N  
1/30/05 L 74-78 A  
2/21/05 W 85-74 HCC  
2/21/06 W 75-74 (ot) HCC  
1/5/08 L 67-73 A  
2/13/08 W 84-68 GP  
1/24/09 W 69-61 A  
2/28/09 W 72-65 GP  
1/2/10 W 82-70 XL  
3/3/10 L 50-58 A  
1/4/11 L 70-73 A  
3/5/11 L 67-70 GP  
1/14/12 W 67-53 A  
1/29/12 L 48-50 XL  
1/12/13 W 65-58 A

### Ohio State (3-4)

12/3/83 L 67-74 A  
12/8/84 L 65-72 H  
3/30/88 W 72-67 N  
3/21/92 L 55-78 N  
3/27/99 W 64-58 N  
12/12/15 W 75-55 GP  
12/10/16 L 60-64 A

### Ohio University (1-1)

12/28/79 W 95-76 H  
12/29/93 L 76-85 N

### Oklahoma (1-3)

1/7/02 L 67-69 HCC  
1/7/03 L 63-73 A  
1/11/04 W 86-59 GP  
1/10/05 L 65-77 A

### Oklahoma State (0-2)

12/18/70 L 64-80 A  
11/21/16 L 90-98 N

### Oral Roberts (0-2)

12/29/71 L 88-106 A  
12/11/81 L 67-69 A

### Oregon (1-1)

11/23/16 L 69-79 N  
11/23/17 W 71-63 N

### Pennsylvania Teachers (1-0)

1928-29 W 49-34

### Pepperdine (4-0)

12/2/87 W 63-60 A  
12/23/88 W 76-70 HCC  
11/18/05 W 75-56 A  
12/20/06 W 88-66 HCC

### Pittsburgh (32-29)

1949-50 L 35-52 H  
12/29/56 W 64-50(ot) N  
12/30/57 L 62-77 N  
2/4/58 W 68-60 A  
12/28/73 L 63-83 A  
12/29/79 L 72-77 H  
1/4/83 W 71-67 A  
2/5/83 L 71-72(ot) H  
1/7/84 W 79-58 A  
2/6/84 L 71-75(ot) H  
1/12/85 W 76-74 H  
2/13/85 L 71-78 A  
2/11/86 W 77-73 H  
2/24/86 L 51-79 A  
1/31/87 L 52-73 A  
2/21/87 L 66-76 HCC  
2/13/88 L 58-61 A  
2/27/88 L 69-74 HCC  
3/11/88 L 58-75 A  
2/25/89 W 64-62 HCC  
3/4/89 L 80-88 A  
1/6/90 W 79-61 HCC  
2/13/90 W 80-77 A  
1/5/91 W 81-76 HCC  
3/2/91 W 78-68 A  
1/14/92 W 87-77 HCC  
2/25/92 L 77-86 A  
1/12/93 L 78-80 HCC  
2/20/93 W 81-80 A  
1/29/94 W 88-67 A  
2/26/94 W 78-66 HCC  
1/11/95 W 85-76 A  
2/6/95 W 90-61 GP  
3/10/95 W 81-78 N  
1/25/96 W 69-63 A  
12/4/96 L 49-56 A  
2/25/97 L 74-77 HCC  
3/5/97 L 62-63 N  
2/14/98 W 92-67 HCC  
12/12/98 W 70-69 A  
1/16/99 W 81-58 HCC  
1/8/00 W 73-51 A  
1/10/01 W 73-53 HCC  
3/9/02 W 74-65(2ot) N  
3/2/03 L 67-71 A  
3/15/03 L 56-74 N  
1/19/04 W 68-65 HCC  
2/15/04 L 68-75 A  
3/13/04 W 61-58 N  
1/22/05 L 66-76 GP  
2/26/05 W 73-64 A  
1/31/06 W 80-76 GP  
1/16/07 L 54-63 A  
2/2/08 W 60-53 XL  
2/16/09 L 68-76 XL  
3/7/09 L 60-70 A  
1/13/10 L 57-67 XL  
12/27/10 L 63-78 A  
3/10/11 W 76-74 N  
3/3/12 W 74-65 GP  
1/19/13 L 61-69 A

### Portland (1-0)

12/7/74 W 69-64 A



The UConn-Providence series dates back to 1928.

### Pratt (1-0)

1916-17 W 35-30

### Princeton (2-1)

1/2/61 L 76-88 N  
3/14/64 W 52-50 N  
12/29/87 W 49-46 HCC

### Providence (45-29)

1/21/28 W 29-21 H  
2/6/29 W 35-33 H  
12/14/37 W 40-32 H  
2/27/40 L 51-55 A  
2/17/45 W 48-42 H  
2/20/46 W 43-41 H  
3/17/47 W 88-46 H  
3/8/75 L 83-108 N-scc  
3/6/76 W 87-73 N-scc  
1/11/77 L 71-86 A  
1/21/78 L 47-57 HCC  
1/20/79 L 63-64 A  
1/23/80 W 74-63 NHC  
2/4/81 W 79-70 A  
2/21/81 W 71-57 NHC  
2/1/82 W 47-45(ot) A  
2/20/82 W 90-61 NHC  
1/26/83 L 62-65 HCC  
2/26/83 W 72-62 A  
1/21/84 W 70-67 A  
2/20/84 W 62-59 H  
1/9/85 L 66-75 A  
2/9/85 W 84-70 HCC  
2/22/86 L 67-74 HCC  
2/26/86 L 66-69 A  
1/14/87 L 89-103 A  
1/24/87 L 53-61 HCC  
1/9/88 W 79-72 HCC  
2/8/88 L 79-85 A  
3/10/88 W 75-62 N  
1/7/89 L 78-80 HCC  
2/4/89 L 61-65 A  
2/3/90 W 92-77 A  
2/19/90 W 75-72(ot) GP  
1/19/91 L 102-108 HCC  
2/19/91 W 70-66(ot) A  
1/22/92 W 97-86(ot) A

2/22/92 W 94-73 GP  
1/23/93 W 68-61 GP  
3/2/93 L 71-74 A  
3/12/93 L 55-73 N  
1/19/94 W 79-78 A  
2/19/94 W 81-73 H  
3/12/94 L 67-69 N  
1/14/95 W 70-62 GP  
2/27/95 L 70-72 A  
1/13/96 W 83-74 A  
2/6/96 W 99-77 GP  
1/29/97 L 47-62 GP  
1/27/98 W 63-56 A  
2/23/98 W 77-68 HCC  
3/5/98 W 64-55 N  
2/22/99 W 72-65 A  
1/27/00 W 64-50 HCC  
1/13/01 L 68-81 A  
2/6/01 W 83-68 HCC  
1/16/02 W 69-62 A  
2/5/02 W 67-56 HCC  
2/8/03 W 84-68 A  
3/5/03 L 70-76 GP  
1/24/04 L 56-66 HCC  
2/15/05 W 94-89 (2ot) A  
1/28/06 W 76-62 A  
1/27/07 L 72-84 HCC  
1/17/08 L 65-77 XL  
3/6/08 L 76-85 A  
1/31/09 W 94-61 GP  
1/27/10 L 66-81 A  
2/13/11 W 75-57 GP  
2/28/12 L 70-72 A  
1/31/13 W 82-79 (ot) A  
3/9/13 W 63-59 (ot) GP  
2/10/21 L 59-70 A  
2/16/21 W 73-61 GP

### Puerto Rico (1-0)

12/29/51 W 88-54

### Purdue (1-4)

1938-39 L 30-51  
12/6/86 L 70-88 HCC  
12/8/88 L 73-88 A  
11/28/92 L 69-73 N  
3/26/09 W 72-60 N

### Quinnipiac (10-0)

11/15/98 W 102-60 GP  
11/17/00 W 86-72 HCC  
12/21/01 W 95-79 HCC  
11/23/02 W 91-72 GP  
12/13/03 W 88-55 GP  
12/30/04 W 123-71 HCC  
12/30/05 W 111-75 HCC  
11/10/06 W 53-46 GP  
12/16/07 W 82-49 XL  
11/18/12 W 89-83 (2ot) N

### RPI (1-1)

12/15/50 L 67-72 A  
12/6/52 W 78-48 H

### Rhode Island (77-68)

1906-07 L 18-23  
1907-08 L 6-59  
1907-08 W 24-21  
1915-16 W 39-10  
1915-16 W 26-18  
1916-17 W 29-26  
1916-17 W 34-18  
1917-18 L 16-30  
1917-18 L 33-42  
1918-19 L 18-30  
1918-19 L 46-49  
1919-20 L 23-29  
1920-21 W 44-22  
1920-21 L 18-29  
1921-22 W 19-18  
1921-22 W 41-18  
1922-23 W 41-20  
1922-23 L 29-30  
1923-24 W 42-22  
1923-24 L 28-31  
1924-25 W 38-26  
1924-25 W 38-27  
1925-26 L 27-33  
1925-26 W 43-29  
1926-27 L 33-37  
1926-27 W 34-30  
1927-28 W 38-27  
1927-28 W 41-34  
1928-29 L 25-30  
1928-29 W 38-29



ALL-TIME OPPONENT SERIES HISTORIES

1929-30	L	31-36
1929-30	W	53-28
1930-31	W	28-27
1930-31	L	21-31
1931-32	L	31-45
1931-32	L	32-33
1932-33	L	29-41
1932-33	L	34-41
1933-34	L	26-50
1933-34	L	38-44
1934-35	L	32-57
1934-35	L	45-62
1935-36	L	32-75
1935-36	L	51-56
1936-37	L	41-56
1936-37	L	41-65
1937-38	L	45-62
1937-38	L	65-67
1938-39	L	62-76
1938-39	W	68-67
1939-40	L	81-102
1939-40	L	48-49
1940-41	L	61-79
1940-41	W	63-62
1941-42	L	59-66
1941-42	L	68-87
1942-43	L	51-67
1942-43	W	82-58
1943-44	W	67-61
1943-44	W	65-61
1944-45	L	57-82
1944-45	W	67-59
1945-46	L	47-59
1945-46	L	54-60
1946-47	L	57-75
1946-47	W	83-75
1947-48	L	63-65
1947-48	W	89-80
1948-49	W	58-48
1948-49	L	64-86
1949-50	L	65-83
1949-50	W	74-71
1/13/51	L	72-77
2/24/51	W	75-70
1/12/52	L	62-64
2/23/52	W	72-67
1/10/53	W	80-74
2/21/53	L	80-82
12/1/53	W	90-81
1/9/54	W	78-54
2/20/54	W	79-74
12/1/54	W	116-77
1/8/55	W	92-83
2/19/55	W	90-72
1/7/56	W	88-86
2/18/56	W	92-90
2/16/57	W	88-79
3/2/57	W	94-93
2/15/58	W	102-57
3/1/58	L	81-85
2/14/59	W	70-64
3/4/59	W	87-63
2/9/60	W	66-62
3/5/60	W	95-79
1/14/61	W	74-68
3/4/61	L	61-73
1/9/62	L	63-70
3/3/62	W	89-83
2/19/63	L	62-65
3/2/63	W	88-73
1/18/64	W	43-41

2/29/64	L	53-54	A
3/4/64	W	61-60	A
1/16/65	W	78-68	H
3/6/65	W	88-73	A
1/15/66	L	68-82	A
3/1/66	W	96-74	H
3/4/66	L	62-67	H
1/14/67	W	80-78	H
2/25/67	L	86-87	A
12/13/67	L	65-78	A
3/2/68	W	62-58	H
1/11/69	W	102-92	H
3/1/69	L	72-92	A
1/10/70	W	77-74(ot)	A
2/28/70	W	35-32	H
1/9/71	L	67-75	H
2/27/71	L	78-69	A
1/8/72	L	52-57	A
2/26/72	L	78-89	H
1/20/73	W	74-72	H
2/24/73	W	91-77	A
2/5/74	L	70-80(3ot)	A
2/23/74	W	72-55	H
12/14/74	W	85-68	H
3/1/75	W	73-71	A
1/24/76	L	60-63	A
2/28/76	W	76-66	H
1/21/77	W	67-65	HCC
2/26/77	W	90-89	A
1/10/78	L	68-78	A
2/11/78	L	61-70	HCC
2/13/79	L	71-84	A
2/24/79	W	80-75(ot)	NHC
3/1/79	W	58-50	A
12/14/79	L	63-74	A
2/9/80	L	65-68	HCC
1/3/81	W	74-69	A
1/29/81	L	75-78	HCC
12/14/84	W	93-63	H
12/14/85	W	55-42	A
12/11/86	W	96-94(ot)	H
12/29/90	W	90-69	HCC
11/19/97	W	80-67	GP
12/26/00	W	87-76	HCC
<b>Rice (2-0)</b>			
1/2/04	W	92-83	A
12/19/05	W	81-72	HCC
<b>Richmond (2-0)</b>			
12/7/79	W	81-79	A
11/19/98	W	77-57	GP
<b>Rider (1-0)</b>			
3/17/94	W	64-46	N
<b>Rutgers (37-14)</b>			
12/30/52	W	82-73	A
2/16/54	W	91-78	H
2/16/55	W	91-78	A
2/7/56	W	105-85	H
12/11/56	W	88-75	A
12/11/57	W	73-63	H
3/7/59	W	80-55	A
12/19/59	W	74-62	A
1/4/61	W	95-74	H
2/23/62	L	62-93	A
2/23/63	W	88-63	H
2/5/64	L	67-68	A
2/3/65	W	103-73	H
2/23/66	W	96-84	A

2/23/67	W	84-77	H
2/13/68	L	66-71	A
2/25/69	L	79-81	H
2/24/70	L	84-90(ot)	A
2/23/71	W	70-66	H
2/22/72	L	86-89	A
12/9/73	L	72-86	H
2/19/74	L	82-89	A
2/11/75	W	90-89	H
12/13/75	L	83-96	A
3/18/76	L	79-93	A
1/8/77	L	77-84 (3ot)	HCC
2/4/78	L	70-78	A
1/9/79	W	69-67(ot)	H
1/31/96	W	77-59	A
2/28/96	W	78-66	GP
1/2/97	W	66-57	A
12/7/97	W	59-44	A
1/31/98	W	73-56	GP
3/6/98	W	64-50	N
2/16/99	W	77-64	GP
2/28/00	W	74-69	A
1/30/02	L	53-61	A
2/19/03	W	87-70	HCC
1/6/04	W	75-74	A
1/15/05	W	78-64	HCC
2/19/05	W	85-63	A
2/3/07	W	61-50 (ot)	HCC
2/21/07	W	65-55	A
2/26/08	W	79-61	A
1/3/09	W	80-49	GP
2/20/10	W	76-58	A
1/11/11	W	67-53	XL
1/7/12	L	60-67	A
1/27/13	W	66-54	XL
1/25/14	W	82-71	A
3/5/14	W	69-63	GP
<b>Sacred Heart (7-0)</b>			
1/3/00	W	83-56	HCC
12/3/02	W	116-78	GP
11/22/03	W	111-64	HCC
12/28/04	W	73-55	HCC
11/29/06	W	89-46	GP
12/2/15	W	82-49	XL
11/8/19	W	89-67	GP
<b>St. Anselm's (1-0)</b>			
1947-48	W	69-55	
<b>St. Bonaventure (2-1)</b>			
12/29/81	W	91-73	HCC
12/28/01	L	70-88	HCC
1/2/03	W	95-78	HCC
<b>St. Francis (NY) (1-4)</b>			
12/1/51	L	69-77	H
3/5/52	L	47-63	A
12/14/66	W	81-65	H
12/13/67	L	62-82	A
2/6/78	L	81-84	H
<b>St. Francis (PA) (1-0)</b>			
12/28/85	W	84-61	HCC
<b>St. John's (28-36)</b>			
3/20/51	L	52-63	N-msg
3/17/74	W	82-70	N-msg
1/5/80	L	73-83	A
1/17/81	W	69-68	HCC
2/11/81	L	65-72	A

1/16/82	L	71-77	A
2/10/82	L	82-93(ot)	HCC
3/4/82	L	52-54	N-hcc
1/11/83	L	73-85	HCC
2/12/83	L	78-98	A
1/10/84	L	65-68	A
2/11/84	L	65-84	HCC
1/2/85	L	51-57	HCC
2/2/85	L	64-97	A
1/18/86	L	60-61	HCC
2/15/86	L	54-74	A
1/17/87	L	54-69	HCC
2/18/87	L	55-76	A
1/23/88	L	72-79(ot)	A
2/29/88	L	62-77	HCC
1/10/89	L	63-71	A
1/28/89	W	80-52	HCC
1/2/90	L	62-93	A
1/27/90	W	72-58	GP
1/12/91	L	59-72	GP
1/22/91	L	62-65	A-msg
1/7/92	W	85-76	GP
2/1/92	L	57-90	A-msg
3/13/92	L	59-64(ot)	N-msg
12/8/92	W	74-72 (ot)	GP
1/30/93	L	59-72	A-msg
1/15/94	W	85-81	A-msg
3/5/94	W	95-80	HCC
3/11/94	W	97-77	N-msg
1/8/95	W	98-78	HCC
2/4/95	W	99-82	A-msg
1/17/96	W	88-73	HCC
2/3/96	W	77-63	A-msg
1/8/97	L	67-71 (ot)	GP
1/19/98	L	62-64	A-msg
2/28/98	W	87-58	GP
1/30/99	W	78-74	A-msg
3/6/99	W	82-63	N-msg
1/16/00	L	77-82	GP
2/21/00	L	64-79	A-msg
3/11/00	L	70-80	N-msg
1/6/01	W	82-80 (ot)	GP
1/30/01	L	55-60	A-msg
1/23/02	W	75-70	GP
2/9/02	L	83-85(ot)	A-msg
1/27/03	W	74-68	A-msg
2/22/03	W	87-79	GP
2/24/04	W	71-53	A-msg
2/5/05	W	68-46	GP
1/25/06	W	66-50	GP
1/13/07	W	68-59	A-msg
1/8/08	W	81-65	GP
1/15/09	W	67-55	A-msg
1/20/10	W	75-59	XL
3/9/10	L	51-73	N-msg
2/10/11	L	72-89	A-msg
12/31/11	W	83-69	XL
2/6/13	L	65-71	A-msg
1/18/21	L	70-74	GP
<b>Saint Joseph's (5-3)</b>			
1/7/53	L	69-78	A
12/19/53	W	85-77	H
12/3/54	W	79-78	H
12/16/55	W	71-66	A
3/8/65	L	61-67	N
12/29/89	W	83-58	H
3/20/14	W	89-81 (ot)	N
11/13/19	L	87-96	GP

<b>St. Lawrence (0-2)</b>			
1939-40	L	35-39	
1941-42	L	39-41	
<b>St. Louis (0-1)</b>			
3/12/55	L	103-110	N
<b>St. Mary's (Calif.) (1-0)</b>			
12/17/06	W	89-73	HCC
<b>St. Michael's (3-1)</b>			
1922-23	L	27-29	
1923-24	W	35-16	
1924-25	W	52-22	
1929-30	W	39-28	
<b>Saint Peter's (4-3)</b>			
1/6/77	W	52-50	H
2/9/78	L	71-95	A
2/21/79	W	80-70	H
3/5/80	L	56-71	H
11/30/85	W	53-40	H
2/3/87	L	50-75	A
12/18/19	W	66-56	XL
<b>San Diego (0-1)</b>			
3/21/08	L	69-70	ot N
<b>San Diego State (1-0)</b>			
3/24/11	W	74-67	N
<b>San Jose (0-1)</b>			
12/28/68	L	83-96	A
<b>UC-Santa Barbara (0-1)</b>			
12/30/68	L	70-84	A
<b>Santa Clara (0-1)</b>			
12/22/59	L	47-54	H
<b>Seattle (0-1)</b>			
12/26/57	L	83-87	N
<b>Seton Hall (46-19)</b>			
2/17/17	L	19-34	A
2/26/68	W	71-66	H
2/4/69	L	79-81	A
12/22/79	W	89-73	H
1/10/81	W	57-47	H
2/17/81	W	77-70	A
1/9/82	W	76-66	H
2/16/82	L	59-61	A
1/29/83	W	78-47	H
3/1/83	W	78-67	A
1/14/84	W	76-68	H
2/15/84	W	79-57	A
1/30/85	W	81-76	H
3/2/85	L	80-85	A
1/21/86	W	82-70	H
2/18/86	L	62-65	A
3/5/86	L	66-76	N
1/6/87	W	77-68	A
2/28/87	W	56-54	HCC
1/5/88	L	58-71	A
2/2/88	L	59-61	HCC
1/14/89	L	62-76	A
2/15/89	L	69-72	HCC
3/10/89	L	66-74	N
1/13/90	W	79-76	A
2/24/90	W	79-57	GP
3/9/90	W	76-58	N

ALL-TIME OPPONENT SERIES HISTORIES

1/26/91	L	62-76	A
2/27/91	W	62-60 (ot)	GP
2/8/92	L	69-81	GP
3/1/92	L	64-77	A
1/4/93	L	69-72	A
2/27/93	L	74-82	HCC
12/8/93	W	82-66	A
2/12/94	W	80-68	GP
1/21/95	W	86-81	A
2/25/95	W	75-61	GP
3/2/96	W	87-58	A
3/7/96	W	79-58	N
2/1/97	W	62-55	A
3/1/97	L	60-73	HCC
1/13/98	W	80-59	HCC
1/23/99	W	62-47	GP
2/13/99	W	53-48	A
3/4/99	W	57-56	N
1/30/00	W	66-56	HCC
2/14/00	W	59-50	A
3/9/00	W	79-64	N
3/3/01	L	63-65	A
3/2/02	W	90-78	GP
3/13/03	W	83-70	N
3/1/04	W	89-67	GP
1/17/05	W	77-68	A
2/11/06	W	99-57	A
2/14/07	W	67-55	GP
1/3/08	W	98-86	A
1/18/09	W	76-61	XL
2/14/09	W	62-54	A
1/6/10	W	71-63	GP
2/5/11	W	61-59	A
1/3/12	L	63-75	A
2/4/12	W	69-46	XL
2/10/13	W	78-67	A
2/6/21	L	73-80	GP
3/3/21	W	69-58	A

**South Carolina (1-1)**

3/16/75	L	61-71	N
3/14/01	W	72-65	GP

**South Florida (23-4)**

1/11/73	W	84-67	A
3/12/81	W	65-55	A
12/30/81	W	57-50	HCC
3/1/06	W	66-53	A
1/2/07	W	69-50	HCC
2/16/08	W	74-73 (ot)	A
2/21/09	W	64-50	XL
3/6/10	L	68-75	A
12/31/10	W	66-61 (ot)	XL
12/28/11	W	60-57	A
2/3/13	W	69-64 (ot)	GP
3/6/13	L	51-65	A
2/12/14	W	83-40	XL
2/26/14	W	61-56	A
1/6/15	W	58-44	A
1/25/15	W	66-53	XL
3/12/15	W	69-43	N (XL)
2/25/16	W	81-51	A
1/25/17	W	81-60	A
2/8/17	W	97-51	GP
3/9/17	W	77-66	N (XL)
2/7/18	W	68-65	GP
1/2/19	L	68-76	A
3/3/19	W	60-58	GP
3/14/19	W	80-73	N
1/4/20	L	60-75	A
2/23/20	W	78-71	GP

**Southern California (1-0)**

12/3/20	W	61-58	N
---------	---	-------	---

**Southern Connecticut (1-0)**

12/23/89	W	100-37	H
----------	---	--------	---

**Southern Illinois (1-0)**

3/22/02	W	71-59	N
---------	---	-------	---

**Southern Methodist (4-11)**

12/30/65	L	66-80	A
1/4/14	L	65-74	A
2/23/14	L	55-64	GP
2/14/15	L	55-73	A
3/1/15	W	81-73	XL
3/15/15	L	54-62	N (XL)
2/18/16	W	68-62	XL
3/3/16	L	54-80	A
1/19/17	L	49-69	A
2/25/17	L	61-69	XL
1/25/18	W	63-52	GP
3/8/18	L	73-80	N
1/10/19	W	76-64	GP
2/21/19	L	59-77	A
2/12/20	L	75-79	A

**Southwest Texas State (1-0)**

12/2/96	W	66-49	HCC
---------	---	-------	-----

**Springfield (13-16)**

1915-16	L	18-44	
1920-21	L	29-32	
1921-22	W	24-23	
1921-22	L	23-46	
1922-23	L	24-35	
1922-23	L	18-36	
1923-24	L	24-35	
1923-24	L	13-34	
1924-25	W	26-16	
1924-25	W	28-13	
1925-26	W	37-33	
1926-27	L	24-35	
1927-28	W	39-36	
1928-29	L	19-28	
1929-30	L	29-33	
1930-31	W	32-24	
1931-32	L	19-52	
1932-33	L	25-26	
1933-34	L	40-46	
1934-35	L	18-43	
1940-41	W	47-44	
1941-42	W	57-47	
1942-43	L	53-61	
1948-49	W	55-45	
1949-50	W	56-36	H
1949-50	L	58-59	A
12/2/50	W	46-44	H
2/3/51	W	54-49	A
12/29/53	W	80-67	N

**Stanford (4-2)**

12/28/56	W	57-56	N
2/7/98	W	76-56	GP
2/6/99	W	70-59	A
3/22/03	W	85-74	N
12/18/13	L	51-53	XL
1/17/15	L	59-72	A

**Stevens (0-3)**

1916-17	L	17-33	
1917-18	L	22-62	
1918-19	L	31-45	

**Stony Brook (6-0)**

12/28/00	W	67-58	HCC
12/28/05	W	85-52	HCC
12/15/08	W	91-57	XL
11/12/10	W	79-52	GP
11/25/12	W	73-62	GP
11/14/17	W	72-64	XL

**Syracuse (39-56)**

1/27/56	L	82-102	A
1/7/57	L	78-79	A
3/12/57	L	76-82	N
3/8/58	L	70-75 (ot)	A
2/18/59	L	64-72	H
2/2/60	L	64-65	A
3/5/62	L	67-72	H
3/7/63	W	92-74	A
3/6/64	L	49-58	H
12/18/65	L	62-87	A
2/6/67	L	79-90	H
1/27/68	W	89-84	A
1/8/69	W	103-84	H
2/11/70	L	80-101	A
2/20/71	L	76-97	H
2/19/72	L	69-98	A
12/23/72	L	73-104	H
1/10/74	W	61-60	A
11/30/77	L	61-101	A
1/13/79	L	60-74	NHC
3/10/79	L	81-89	A
1/26/80	L	89-99	A
2/29/80	L	61-92	A
1/5/81	W	78-59	NHC
2/14/81	W	65-63	A
1/6/82	L	69-72	A
2/13/82	L	71-78	HCC
2/2/83	L	69-89	A
2/5/83	W	55-54	HCC
1/18/84	L	68-95	HCC
2/18/84	L	85-87(3ot)	A
3/8/84	L	58-73	A
1/19/85	W	70-68	A
2/20/85	W	71-69	HCC
1/25/86	L	67-80	A
3/1/86	L	58-75	HCC
1/3/87	L	71-88	NHC
2/7/87	L	53-59	A
1/16/88	W	51-50	A
2/20/88	L	71-73	HCC
1/16/89	W	68-62	HCC
2/28/89	L	72-88	A
1/15/90	W	70-59	HCC
2/10/90	L	86-90	A
3/6/90	W	78-75	N
1/28/91	L	79-81(ot)	HCC
1/28/91	L	66-68	H
2/3/92	L	83-84	A
3/4/92	W	85-78	HCC
2/2/93	L	57-60	HCC
2/15/93	W	80-76	A
1/10/94	W	75-67	HCC
2/1/94	L	95-108	A
1/23/95	W	86-75	GP
2/12/95	W	77-70	A
1/21/96	W	79-70	HCC
3/8/96	W	85-67	N
1/26/97	L	53-65	HCC
2/17/97	L	66-71 (ot)	A
1/24/98	W	63-54	A
3/7/98	W	69-64	N
2/1/99	L	42-59	HCC
2/28/99	W	70-58	A

3/5/99	W	71-50	N
1/24/00	L	74-88	A
3/4/00	W	69-54	HCC
2/19/01	L	60-65	A
3/7/01	L	75-86	N
2/10/03	W	75-61	HCC
3/14/03	W	80-67	N
2/2/04	W	84-56	HCC
3/7/04	L	56-67	A
2/7/05	W	74-66	A
3/5/05	W	88-70	GP
3/11/05	L	63-67	N
1/16/06	W	88-80	A
2/8/06	W	73-50	HCC
3/9/06	L	84-86 (ot)	N
2/5/07	W	67-60	GP
2/17/07	L	63-73	A
3/7/07	L	65-78	N
2/6/08	W	63-61	A
2/11/09	W	63-49	GP
3/12/09	L	117-127 (6 ot)	N
2/10/10	L	67-72	A
2/2/11	L	58-66	XL
3/11/11	W	76-71 (ot)	N
2/11/12	L	67-85	A
2/25/12	L	69-71	GP
3/8/12	L	55-58	N
2/13/13	W	66-58	XL
11/26/15	L	76-79	N
12/5/16	W	52-50	N
12/5/17	L	63-72	N
11/15/18	W	83-76	N

**Temple (11-11)**

2/13/51	W	76-61	H
3/16/56	L	59-65	N
12/27/58	W	64-46	H
2/13/60	L	67-69	A
1/29/64	L	45-53	A
3/9/64	W	53-48	N
1/27/65	W	71-60	H
1/21/14	W	90-66	XL
2/20/14	W	68-55	A
12/31/14	L	53-57 (ot)	XL
3/7/15	L	56-70	A
1/5/16	L	53-55	XL
2/11/16	L	58-63	A
3/12/16	W	77-62	N
1/11/17	W	73-59	GP
2/19/17	W	64-63	A
1/28/18	L	57-85	A
2/28/18	W	72-66	GP
2/6/19	L	63-81	A
3/7/19	L	71-78	GP
1/29/20	W	78-63	GP
2/20/20	L	89-93 (2ot)	A

**Tennessee (1-2)**

3/19/00	L	51-65	N
1/22/11	W	72-61	XL
1/21/12	L	57-60	A

**Tennessee Tech (1-0)**

12/30/93	W	130-78	N
----------	---	--------	---

**Texas (6-3)**

12/14/91	W	94-77	A
12/15/93	W	96-86	GP
1/10/00	W	77-67	HCC
1/15/01	L	56-60	A
3/28/03	L	78-82	N

1/23/10	W	88-74	GP
1/8/11	W	82-81 (ot)	A
11/30/14	L	54-55	GP
12/29/15	W	71-66	A

**Texas A&M (2-1)**

12/29/82	W	69-63	HCC
11/24/89	L	81-92	A
3/21/09	W	92-66	N

**Texas-Arlington (1-0)**

12/28/93	W	112-72	N
----------	---	--------	---

**Texas Christian (2-1)**

12/29/67	L	65-72	H
12/12/81	W	69-67(ot)	A
11/22/95	W	102-76	N

**Texas-San Antonio (1-0)**

3/11/99	W	91-66	N
---------	---	-------	---

**Texas Southern (2-0)**

12/2/05	W	113-49	GP
12/3/06	W	106-55	GP

**Towson State (2-0)**

## ALL-TIME OPPONENT SERIES HISTORIES



UConn and Villanova have met 68 times since the series began in 1941. Beginning last season, they are once again conference rivals.

1927-28	W	37-22
1928-29	W	29-27
1929-30	W	24-22
1930-31	W	33-30
1931-32	L	21-34
1932-33	L	17-36
1948-49	W	75-63
1949-50	W	56-39
12/6/50	W	68-59
12/5/51	W	78-52
3/2/53	W	115-74
3/1/54	W	91-69

<b>Tulane (9-0)</b>		
2/7/15	W	62-53
2/22/15	W	67-60
1/2/16	W	75-67
1/19/16	W	60-42
1/28/17	W	78-68
1/13/18	W	67-57
1/19/19	W	87-71
1/8/20	W	67-61
3/8/20	W	80-76

<b>Tulsa (5-7)</b>		
12/29/78	W	89-68
1/13/15	L	58-66
2/12/15	W	70-45
3/14/15	W	47-42
1/14/16	L	51-60

2/13/16	W	75-73
12/31/16	L	59-61 (ot)
1/3/18	L	88-90 (2ot)
2/15/18	L	71-73
1/16/19	L	83-89
1/26/20	L	75-79 (ot)
2/6/20	W	72-56

<b>UMass-Lowell (2-0)</b>		
12/20/15	W	88-79
11/27/18	W	97-75

<b>U.S. International (2-0)</b>		
12/8/83	W	98-80
1/28/85	W	90-65

<b>Union (0-1)</b>		
1925-26	L	25-33

<b>Upsula (1-0)</b>		
1932-33	W	33-22

<b>Utah (3-1)</b>		
1/1/69	L	85-105
*12/8/79	L (W)	66-73
12/4/82	W	73-63
11/28/03	W	76-44

\* -- Game won by forfeit (ineligible player)

<b>Utah State (1-0)</b>			
3/17/00	W	75-67	N

<b>Vanderbilt (3-0)</b>			
11/19/01	W	84-71	HCC
12/1/02	W	76-70	A
3/25/04	W	73-53	N

<b>Vermont (47-8)</b>			
1925-26	W	47-41	
1926-27	L	16-31	
1927-28	L	28-45	
1928-29	W	34-25	
1947-48	W	54-39	
1948-49	W	72-48	
1949-50	W	61-44	A
1/6/51	W	71-43	H
1/18/58	W	99-85	H
2/6/58	W	107-95	A
1/17/59	W	82-69	A
2/7/59	L	60-61	H
2/4/60	W	71-65	A
2/27/60	W	84-73	H
12/15/60	W	84-73	H
2/28/61	W	81-61	H
1/29/62	W	67-63	A
2/10/62	W	91-57	H
1/11/63	W	88-67	H
2/2/63	W	95-62	A
2/1/64	W	79-46	A
2/14/64	W	90-64	H
1/9/65	W	111-66	H
1/30/65	W	107-60	A
1/29/66	W	96-64	H
2/26/66	W	92-70	A
1/7/67	W	58-49	A
1/16/67	W	99-70	H
1/25/68	W	87-59	A
2/3/68	W	82-62	H
1/23/69	L	87-99	A
2/1/69	W	96-78	H
1/22/70	W	85-79	A
1/31/70	L	63-69	H
12/16/70	W	107-82	H
2/17/71	W	100-80	A
12/11/71	W	98-61	H
1/29/72	W	63-52	A
1/27/73	W	104-74	A
2/15/73	W	88-46	H
1/12/74	W	69-56	H
1/26/74	W	67-60	A
12/10/74	W	90-84	H
1/25/75	L	69-70	A
1/6/76	L	85-86 (ot)	H
2/14/76	W	78-71	A
2/12/77	W	70-64	H
2/19/77	L	77-85	A
2/18/78	W	59-48	H
2/17/79	W	79-62	A
2/18/80	W	89-62	H
11/19/99	W	89-52	GP
3/18/04	W	70-53	N
11/17/10	W	89-73	XL
11/13/12	W	67-49	GP

1/21/81	L	59-63	A
2/23/81	L	73-74	H
3/5/81	L	54-65	A
1/23/82	W	53-51	HCC
2/24/82	L	63-67 (ot)	A
2/8/83	L	79-86	A
2/19/83	L	68-75	HCC
3/10/83	L	68-69	N
1/27/84	L	58-69	HCC
2/28/84	L	70-82	A
1/5/85	L	59-70 (ot)	A
2/5/85	L	71-79	HCC
1/13/86	L	59-68	HCC
2/9/86	L	53-59	A
12/13/86	L	51-66	HCC
2/14/87	L	58-67	A
12/8/87	L	61-63	A
1/20/88	L	58-69	HCC
1/4/89	W	57-55	HCC
2/18/89	L	67-76 (ot)	A
12/12/89	L	57-64	HCC
1/9/90	W	71-54	A
1/8/91	W	74-71	A
2/2/91	W	67-59	GP
1/11/92	L	70-79	A
1/27/92	W	72-58	GP
1/9/93	W	87-80	A
2/9/93	W	82-62	GP
1/25/94	W	91-67	HCC
2/15/94	L	63-64	A
1/3/95	W	77-62	A
2/18/95	L	73-96	GP
3/12/95	L	78-94	N
1/8/96	W	81-73	GP
2/25/96	W	70-59	A
2/23/97	L	58-65	A
2/2/98	W	80-65	HCC
2/21/98	W	83-76	A
12/30/98	W	100-76	HCC
2/2/00	W	74-60	A
1/24/01	L	59-70	HCC
2/10/01	L	60-74	A
1/13/02	W	70-65	A
2/11/02	W	46-40	HCC
3/7/02	W	72-70	N
1/25/03	W	74-65	HCC
2/15/03	L	70-79	A
2/28/04	W	75-74 (ot)	A
3/12/04	W	87-64	N
2/2/05	W	81-76	HCC
2/13/06	L	64-69	A
2/26/06	W	89-75	GP
2/28/07	L	74-78	GP
2/23/08	L	65-67	A
1/21/09	W	89-83	XL
2/15/10	W	84-75	A
1/17/11	W	61-59	GP
2/20/12	W	73-70 (ot)	A
2/16/13	L	61-70	XL
3/22/14	W	77-65	N
1/20/18	L	61-81	XL
12/22/18	L	58-81	N
1/18/20	L	55-61	A
2/20/21	L	60-68	A

<b>Virginia (6-2)</b>			
1/2/65	L	63-68	N
12/30/66	W	100-79	H
12/6/87	L	59-72	HCC
12/10/88	W	68-61	A
11/29/93	W	77-36	A
1/28/96	W	76-46	HCC
12/23/96	W	64-61 (ot)	GP
12/10/97	W	74-63	A

<b>Villanova (31-37)</b>			
1/31/41	L	35-40	A
3/1/52	W	63-58	A
12/20/52	W	75-71	H
12/27/69	L	71-89	A

<b>Virginia Commonwealth (1-0)</b>			
3/25/88	W	72-61	H

<b>Virginia Military (3-0)</b>			
12/20/51	W	63-47	H
12/21/51	W	74-55	H
12/29/73	W	80-78	A

<b>Virginia Tech (6-2)</b>			
2/3/01	W	85-72	GP
2/17/01	W	61-46	A
1/2/02	W	86-74	A
1/10/02	W	95-60	HCC
1/14/03	W	83-65	HCC
2/5/03	L	74-95	A
1/28/04	W	96-60	A
3/22/10	L	63-65	A

<b>Wagner (5-1)</b>			
2/9/53	W	64-61	H
2/9/54	W	71-61	A
11/27/98	W	111-46	HCC
12/7/02	W	97-85	GP
11/14/11	W	78-66	GP
11/11/16	L	58-67	GP

<b>Wake Forest (2-1)</b>			
12/29/69	L	77-103	A
12/2/91	W	84-75	HCC
11/16/12	W	77-71	N

<b>Washington (5-0)</b>			
3/19/98	W	75-74	N
12/1/98	W	69-48	N
3/24/06	W	98-92 (ot)	N
12/29/12	W	61-53	XL
12/22/13	W	82-70	A

<b>Wayne (3-0)</b>			
1948-49	W	44-39	
1949-50	W	65-47	H
1/4/52	W	59-58	H

<b>Wentworth (2-0)</b>			
1916-17	W	52-11	
1919-20	W	71-6	

<b>Wesleyan (17-24)</b>			
1905-06	L	12-86	
1915-16	L	23-42	
1916-17	L	24-38	
1917-18	W	32-28	
1917-18	L	16-20	
1919-20	L	31-43	
1920-21	L	20-31	
1921-22	L	19-20	
1922-23	L	16-30	
1923-24	L	21-41	
1924-25	L	26-31	
1925-26	L	26-49	
1926-27	W	41-26	
1928-29	L	23-36	
1929-30	W	33-22	
1930-31	L	27-36	
1931-32	L	29-40	
1932-33	L	22-36	
1933-34	L	21-28	
1934-35	L	30-44	
1935-36	L	35-45	
1936-37	L	36-46	
1937-38	L	48-57	
1938-39	W	54-41	
1939-40	W	55-44	
1940-41	W	57-42	
1941-42	W	66-44	
1942-43	L	40-42	
1943-44	W	49-25	
1943-44	W	42-33	
1944-45	L	43-48	
1944-45	L	31-39	
1945-46	W	38-35	
1945-46	L	29-40	
1946-47	W	53-34	
1947-48	W	54-37	
1948-49	W	42-38	
1948-49	W	62-41	
1949-50	W	82-58	A
2/10/51	W	74-51	H
1/16/52	W	69-38	A



ALL-TIME OPPONENT SERIES HISTORIES

<b>West Virginia (16-6)</b>				1949-50	L	44-62	A
3/11/63	L	71-77	N	12/13/50	W	71-65	H
3/17/88	W	62-57(ot)	A	12/18/51	W	56-47	A
1/3/96	W	89-79	A	12/9/52	W	76-68	A
2/14/96	W	87-69	GP	12/5/53	W	56-52	H
1/4/97	W	79-62	HCC	12/8/54	W	83-57	A
12/3/97	W	88-75	GP	12/7/55	L	87-92	H
2/11/98	L	62-80	A	12/6/56	W	77-66	A
1/9/99	W	80-45	A	1/5/57	L	64-66	H
2/26/00	W	72-71	GP	12/7/57	L	74-79	H
2/23/02	W	95-73	GP	12/6/58	W	60-52	A
2/7/04	W	88-58	GP	12/5/59	W	66-65	H
2/25/05	W	68-58	A	12/3/60	L	55-63	A
2/18/06	W	81-75	A	12/2/61	W	82-64	H
12/30/06	L	71-81	A	12/1/62	W	61-49	A
3/1/08	W	79-71	XL	12/7/63	L	60-64	H
3/13/08	L	72-78	N	12/5/64	W	68-47	A
1/6/09	W	61-55	A	12/4/65	W	95-73	H
2/22/10	W	73-62	XL	12/3/66	L	57-65	A
3/2/11	L	56-65	A	12/2/67	W	70-62	H
1/9/12	W	64-57	XL	11/30/68	L	70-89	A
3/7/12	W	71-67 (ot)	N	12/6/69	W	91-77	H
11/23/14	L	68-78	N	12/5/70	L	80-94	A
<b>Western Carolina (1-0)</b>				12/19/70	W	84-76	A
11/14/08	W	81-55	GP	12/4/71	W	66-64	H
<b>Western Kentucky (1-0)</b>				12/2/72	W	92-71	A
12/30/80	W	84-58	H	12/1/73	W	102-88	H
<b>Western Reserve (0-1)</b>				11/30/74	W	88-73	A
1947-48	L	49-63		12/6/75	W	71-59	H
<b>Wichita State (2-4)</b>				12/4/76	W	56-50	A
11/22/10	W	83-79	N	12/3/77	W	73-57	H
12/30/17	L	62-72	XL	12/2/78	L	78-94	A
2/10/18	L	74-95	A	12/1/79	W	83-75	H
1/26/19	W	80-60	GP	12/6/80	W	65-53	A
2/28/19	L	63-65	A	1/26/82	W	63-57	H
1/12/20	L	86-89 (2ot)	XL	11/30/82	W	96-73	A
<b>William &amp; Mary (1-0)</b>				12/1/83	W	76-54	H
12/28/67	W	51-49	H	12/4/84	W	95-77	H
<b>Winthrop (1-0)</b>				11/26/85	W	80-76	H
1/2/94	W	113-59	GP	12/2/86	L	75-77(ot)	A
<b>Wisconsin (1-0)</b>				12/2/87	W	69-59	H
11/24/08	W	76-57	N	11/30/88	W	75-44	A
<b>Worcester Polytechnic (9-9)</b>				11/30/89	W	76-50	H
1907-08	L	29-36		11/29/90	W	49-48	A
1918-19	L	16-26		11/29/91	W	79-55	HCC
1918-19	L	24-34		12/10/92	W	65-38	HCC
1919-20	L	17-23		12/1/93	W	81-64	GP
1920-21	L	17-42		12/2/94	W	105-53	HCC
1921-22	W	29-26		12/8/95	W	93-66	HCC
1932-33	W	29-25		11/29/96	W	72-39	HCC
1933-34	L	35-41		11/15/97	W	88-57	GP
1934-35	W	44-30		11/17/03	W	70-60	GP
1935-36	L	30-48		11/11/13	W	80-62	XL
1936-37	W	49-43		12/5/14	L	44-45	GP
1937-38	W	61-59					
1938-39	W	49-48					
1939-40	L	60-63					
1940-41	W	58-37					
1941-42	W	69-55					
1943-44	W	48-36					
1944-45	L	49-51					
<b>Xavier (2-1)</b>							
3/16/91	W	66-50	N				
11/22/19	L	74-75 (2ot)	N				
2/13/21	W	80-72	A				
<b>Yale (44-23)</b>							
1914-15	L	16-26	H				
1929-30	L	19-25					
1930-31	L	17-36					
1941-42	L	48-53					
1942-43	W	50-49					
1943-44	L	33-41					
1943-44	L	35-46					
1944-45	L	41-79					
1946-47	W	47-39					
1947-48	L	50-57					
1947-48	L	53-57					
1948-49	L	44-61					
1948-49	L	55-71					

100-POINT GAMES

UCONN 100-POINT GAMES							
Date	UConn	Opp.	Opponent				
11/25/20	102	75	Central Conn. (GP)	1/9/65	111	66	Vermont (H)
3/11/16	104	97 (4 ot)	Cincinnati (AAC Tourney)	2/22/64	100	62	Colgate (H)
11/13/15	100	56	Maine (GP)	12/14/63	108	81	Boston College (H)
12/14/14	106	85	Coppin St. (XL)	2/26/63	102	72	New Hampshire (H)
11/14/13	101	55	Detroit (GP)	1/11/62	104	56	New Hampshire (H)
3/19/09	103	47	Chattanooga (NCAA)	2/15/58	102	57	at Rhode Island
3/12/09	117	127 (6 ot)	Syracuse (BET)	2/8/58	103	62	at Maine
12/22/07	105	60	Maine (XL)	2/6/58	107	95	at Vermont
12/3/06	106	55	Texas Southern (GP)	2/23/57	118	88	AIC (H)
12/30/05	111	75	Quinnipiac (HCC)	2/9/57	118	81	Maine (H)
12/23/05	129	61	Morehead St. (GP)	1/30/57	124	92	at Maine
12/2/05	113	49	Texas Southern (GP)	2/10/56	109	96	Maine (H)
12/30/04	123	71	Quinnipiac (HCC)	2/7/56	105	85	Rutgers (H)
12/28/03	101	62	Ball St. (HCC)	12/17/54	103	78	AIC (H)
12/20/03	104	54	Iona (HCC)	12/7/54	103	78	at Boston College
11/22/03	111	64	Sacred Heart (HCC)	12/7/54	103	78	Rhode Island (H)
12/21/02	117	67	UNC Asheville (HCC)	3/12/55	103	110	St. Louis (N-NIT, N.Y.)
12/3/02	116	78	Sacred Heart (GP)	2/12/55	116	73	at Maine
1/26/02	100	98	at Arizona	2/11/55	103	85	at New Hampshire
11/26/01	110	58	New Hampshire (HCC)	1/5/55	102	84	New Hampshire (H)
12/22/00	100	66	Fairfield (HCC)	2/13/54	102	61	at Maine
1/12/99	101	70	Notre Dame (HCC)	2/12/54	107	68	at New Hampshire
12/30/99	100	76	Villanova (HCC)	1/6/54	104	48	New Hampshire (H)
12/23/98	102	67	Fairfield (HCC)	1/5/54	108	60	Maine (H)
11/27/98	111	46	Wagner (HCC)	3/2/53	115	74	at Tufts
11/15/98	102	60	Quinnipiac (HCC)	2/28/53	105	73	Boston U.
12/28/97	100	69	Hartford (HCC)	1949-50	107	67	Boston U. (H)
12/29/96	104	62	Hartford (HCC)	1905-06	124	11	Meriden HS (H)
1/23/96	116	46	Central Conn. (HCC)	1905-06	119	27	Hartford Public HS (H)
12/30/95	102	63	Hartford (HCC)	<b>OPPONENT 100-POINT GAMES</b>			
11/22/95	102	76	TCU (Great Alaska)	<b>Date</b>	<b>Opp.</b>	<b>UConn</b>	<b>Opponent</b>
3/16/95	100	71	Tenn-Chatt. (NCAA)	11/26/17	102	67	Arkansas (N-PK80)
1/5/95	102	77	Hartford (GP)	3/12/09	127	117 (6 ot)	Syracuse (N-BET)
12/2/94	105	53	Yale (HCC)	11/24/95	101	95	Iowa (Great Alaska)
11/25/94	110	48	Lafayette (HCC)	3/25/95	102	96	UCLA (NCAA Tourney)
1/2/94	113	59	Winthrop (GP)	2/1/94	108	95	at Syracuse
12/30/93	130	78	Tennessee Tech (N)	1/19/91	108	102	Providence (HCC)
12/28/93	112	72	Texas-Arlington (N)	1/14/87	103	89	at Providence
12/11/93	117	63	Central Conn. (HCC)	1/26/79	102	109 (ot)	Holy Cross (N)
11/27/93	107	67	Towson St. (N)	1/28/78	101	72	Boston College (N)
2/22/93	108	72	Maine (HCC)	11/30/77	101	61	at Syracuse
12/27/91	112	58	Central Conn. (HCC)	1/13/76	106	92	at George Washington
1/19/91	102	108	Providence (HCC)	3/8/75	108	83	Providence (N-ECAC)
1/10/91	115	47	Central Conn. (GP)	2/17/73	110	105 (ot)	at Maine
12/23/89	100	37	Southern Conn. (H)	12/29/71	106	88	at Oral Roberts
1/30/89	104	75	Massachusetts (H)	12/1/71	107	89	at Dartmouth
12/12/87	103	80	Morgan St. (H)	2/11/70	101	80	at Syracuse
11/28/87	102	63	Md.-East. Shore (H)	12/29/69	103	77	Wake Forest (N)
1/26/79	109	102 (ot)	Holy Cross (N)	12/20/69	122	104	at Holy Cross
2/5/75	106	85	Boston U. (H)	2/8/69	116	88	at Maine
2/1/85	100	90 (ot)	at Maine	1/1/69	105	85	at Utah
12/1/73	102	88	Yale (H)	12/7/68	105	75	at Boston College
2/17/73	105	110 (ot)	at Maine	2/17/62	103	64	at Holy Cross
1/27/73	104	74	at Vermont	1/7/61	103	85	at Holy Cross
2/17/71	100	80	at Vermont	12/9/60	110	96	at Boston College
1/16/71	107	82	Vermont (H)	1/16/60	112	79	at Niagara
12/20/69	104	122	at Holy Cross	12/22/56	100	86	at Manhattan
1/11/69	102	92	Rhode Island (H)	2/27/56	103	81	at Holy Cross
1/8/69	103	84	Syracuse (H)	1/27/56	102	82	at Syracuse
2/21/67	114	75	New Hampshire (H)	3/12/55	110	103	St. Louis (N-NIT, N.Y.)
2/13/67	114	88	at Maine	1939-40	102	81	at Rhode Island
2/11/67	113	64	Boston U. (H)				
2/4/67	109	65	Maine (H)				
12/30/66	100	79	Virginia (H)				
2/15/66	113	62	at New Hampshire				
2/5/66	114	58	Maine (H)				
1/12/66	119	94	New Hampshire (H)				
3/3/65	101	66	at Colgate				
2/20/65	115	60	American (H)				
2/3/65	103	73	Rutgers (H)				
1/30/65	107	60	at Vermont				

**OVERTIME GAMES (Records kept since 1956-57)**

Date	Opponent	Result	Date	Opponent	Result	Date	Opponent	Result
<b>2020-21</b>			<b>2004-05</b>			<b>1981-82</b>		
12/20/20	Creighton (GP)	L, 74-76 OT	2/15	at Providence	W, 94-89 (2OT)	12/12	TCU (Oil Capital Classic at Tulsa)	W, 69-67 OT
<b>2019-20</b>			<b>2003-04</b>			1/13	Boston College (NHC)	W, 59-58 OT
11/22/19	vs. Xavier (Charleston Classic)	L, 74-75 (2OT)	2/28	at Villanova	W, 75-74 OT	2/1	at Providence	W, 47-45 OT
1/12/20	Wichita State (XL)	L, 86-89 (2OT)	<b>2002-03</b>			2/10	St. John's (HCC)	L, 93-82 OT
1/26/20	Tulsa (XL)	L, 75-79 OT	1/11	Miami (GP)	W, 83-80 OT	2/24	at Villanova	L, 67-63 OT
2/9/20	Cincinnati (GP)	W, 72-71 OT	<b>2001-02</b>			3/10	at Dayton (NIT)	L, 76-75 OT
2/20/20	at Temple	L, 89-93 (2OT)	1/26	at Arizona	W, 100-98 OT	<b>1980-81</b>		
<b>2018-19</b>			2/9	at St. John's	L, 85-83 OT	1/24	Georgetown	W, 75-73 OT
1/12/19	at Cincinnati	L, 72-74 OT	2/16	Boston College (HCC)	W, 79-77 OT	<b>1978-79</b>		
<b>2017-18</b>			3/9	vs. Pittsburgh (BET)	W, 74-65 (2OT)	1/9	Rutgers	W, 69-67 OT
11/29	Columbia (GP)	W, 77-73 OT	<b>2000-01</b>			1/11	at Boston University	W, 63-62 OT
12/2	Monmouth (XL)	W, 84-81 OT	1/6	St. John's	W, 82-80 OT	1/26	Holy Cross (Colonial Classic, Boston Garden)	W, 109-102 OT
1/3	at Tulsa	L, 88-90 2OT	<b>1998-99</b>			2/24	Rhode Island (NHC)	W, 80-75 OT
<b>2016-17</b>			1/20	Miami	W, 70-68 OT	<b>1976-77</b>		
12/23/16	Auburn (XL)	L, 67-70 OT	<b>1996-97</b>			12/1	Boston University	W, 73-69 OT
12/31/16	at Tulsa	L, 59-61 OT	12/23	Virginia (GP)	W, 64-61 OT	12/4	Duke (MSG)	L, 64-59 OT
<b>2015-16</b>			1/8	St. John's (GP)	L, 71-67 OT	12/28	Colgate (UConn Classic HCC)	W, 73-66 OT
3/11/16	Cincinnati (AAC, Orlando)	W, 104-97 (4 OT)	2/8	at Notre Dame	L, 71-65 OT	1/8	Rutgers (HCC)	L, 84-77 (3OT)
<b>2014-15</b>			2/17	at Syracuse	L, 71-66 OT	2/10	at Manhattan	L, 72-69 OT
12/31/14	Temple (XL)	L, 53-57 OT	3/25	FSU (NIT) (MSG)	L, 71-66 OT	<b>1975-76</b>		
<b>2013-14</b>			<b>1993-94</b>			1/6	Vermont	L, 86-85 OT
2/15/14	Memphis (XL)	W, 86-81 OT	2/9	at Boston College	W, 94-91 (2OT)	2/21	at New Hampshire	L, 85-82 OT
3/20/14	vs. Saint Joseph's (NCAA Second Round at Buffalo, N.Y.)	W, 89-81 OT	3/25	Florida (NCAA Regional Semifinals at Miami)	L, 69-60 OT	3/13	Hofstra (NCAA Tourney at Providence)	W, 80-78 OT
<b>2012-13</b>			<b>1992-93</b>			<b>1974-75</b>		
(school records: 7 OT games; 5 OT wins)			12/8	St. John's (GP)	W, 74-72 OT	2/1	at Maine	W, 100-90 OT
11/18	vs. Quinnipiac (Paradise Jam)	W, 89-83 (2OT)	3/19	Jackson St. (GP) (NIT)	L, 90-88 OT	2/8	at UMass	W, 80-76 OT
1/1	at Marquette	L, 76-82 OT	<b>1991-92</b>			<b>1973-74</b>		
1/31	at Providence	W, 82-79 OT	1/22	at Providence	W, 97-86 OT	12/15	Manhattan	W, 76-72 OT
2/3	USF (GP)	W, 69-64 OT	1/25	Boston College (HCC)	W, 83-77 OT	2/5	at Rhode Island	L, 80-70 (3OT)
2/21	Cincinnati (XL)	W, 73-66 OT	3/13	St. John's (BET)	L, 64-59 OT	2/9	UMass	W, 79-76 OT
2/27	Georgetown (GP)	L, 78-79 (2OT)	<b>1990-91</b>			<b>1972-73</b>		
3/9	Providence (GP)	W, 63-59 OT	1/16	at Syracuse	L, 81-79 OT	2/17	at Maine	L, 110-105 OT
<b>2011-12</b>			2/19	at Providence	W, 70-66 OT	<b>1971-72</b>		
11/26	vs. Florida State (Battle 4 Atlantis)	W, 78-76 OT	2/27	Seton Hall (GP)	W, 62-60 OT	1/15	Maine	W, 72-69 OT
2/20	at Villanova	W, 73-70 OT	<b>1989-90</b>			2/29	Boston College	L, 41-39 OT
3/7	West Virginia (BET)	W, 71-67 OT	2/19	Providence (GP)	W, 75-72 OT	<b>1969-70</b>		
<b>2010-11</b>			3/24	Duke (NCAA)	L, 79-78, OT	1/10	at Rhode Island	W, 77-74 OT
12/31	South Florida (XL)	W, 66-61 OT	<b>1988-89</b>			1/26	at Boston University	W, 90-81 OT
1/8	at Texas	W, 82-81 OT	2/18	at Villanova	L, 76-67 OT	2/24	at Rutgers	L, 90-84 OT
1/29	Louisville (GP)	L, 79-78 (2OT)	<b>1987-88</b>			<b>1967-68</b>		
2/24	Marquette (XL)	L, 74-67 OT	1/23	at St. John's	W, 72-69 OT	2/22	Holy Cross	L, 86-85 OT
3/11	vs. Syracuse (BET)	W, 76-71 OT	3/17	at West Virginia (NIT)	W, 62-57 OT	<b>1966-67</b>		
<b>2008-09</b>			<b>1986-87</b>			1/4	Holy Cross	L, 74-69 OT
12/20	vs. Gonzaga (Battle in Seattle)	W, 88-83 OT	12/2	at Yale	L, 77-75 OT	<b>1964-65</b>		
3/12	vs. Syracuse (BET)	L, 117-127 (6OT)	12/11	Rhode Island	W, 96-94 OT	12/12	at Boston College	W, 85-81 OT
<b>2007-08</b>			<b>1984-85</b>			2/24	at Manhattan	W, 80-75 OT
2/16	at South Florida	W, 74-73 OT	1/5	at Villanova	L, 70-59 OT	<b>1958-59</b>		
3/21	vs. San Diego (NCAA First Round at Tampa, Fla.)	L, 69-70 OT	1/26	Boston College	L, 78-77 OT	2/16	at UMass	L, 80-79 OT
<b>2006-07</b>			<b>1983-84</b>			<b>1956-57</b>		
2/3	Rutgers (HCC)	W, 61-50 OT	12/15	at UMass	L, 67-65 OT	12/29	Pittsburgh (Orange Bowl Tourney at Miami)	W, 64-50 OT
<b>2005-06</b>			2/6	Pittsburgh	L, 75-71 OT	1/2	Dartmouth	L, 70-67 OT
2/21	Notre Dame (HCC)	W, 75-74 OT	2/18	at Syracuse	L, 87-85 (3OT)	<b>TOTAL: 114 Games</b>		
3/9	vs. Syracuse (BET)	L, 86-84 OT	<b>1982-83</b>			<b>Record: 62-52 (.544)</b>		
3/24	vs. Washington (NCAA Regional Semifinals at Washington, DC)	W, 98-92 OT	2/5	Pittsburgh	L, 72-71 OT			
3/26	vs. George Mason (NCAA Regional Championship at Washington, DC)	L, 86-84 OT						

UCONN AND THE ASSOCIATED PRESS POLL

**UCONN AS NO. 1 IN NATION**

**UConn has spent  
29 weeks ranked No. 1  
9 different times ranked No. 1  
6 different seasons ranked No. 1**

6 times the men & women have each been ranked No. 1  
17 wks. the men & women have each been ranked No. 1

**41-9 record as the nation's top-ranked team**  
**21-3 home (11-1 GP, 10-2 HCC)**  
**17-3 road**  
**3-3 on neutral court (2-3 in MSG)**  
**14-6 vs. ranked opponents**  
**27-3 vs. unranked opponents**

\*\*\*- all rankings are from the Associated Press Top 25

Date	Opponent	Opp. rank	Result
2/14/95	at Georgetown	22	W, 91-85
2/18/95	Villanova (gp)	15	L, 96-73
12/1/98	vs. Washington	14	W, 69-48
12/5/98	Michigan St. (gp)	9	W, 82-68
12/9/98	at Massachusetts		W, 59-54
12/12/98	at Pittsburgh	18	W, 70-69
12/23/98	Fairfield (hcc)		W, 102-67
12/30/98	Villanova (hcc)		W, 100-76
1/2/99	Georgetown (gp)		W, 87-64
1/6/99	at Boston College		W, 91-78
1/9/99	at West Virginia		W, 80-45
1/12/99	Notre Dame (hcc)		W, 101-70
1/16/99	Pittsburgh (hcc)		W, 81-58
1/20/99	at Miami	25	W, 70-68
1/23/99	Seton Hall (gp)		W, 62-47
1/25/99	at Georgetown		W, 78-71
1/30/99	at St. John's	9	W, 78-74
2/1/99	Syracuse (hcc)	16	L, 59-42
2/6/99	at Stanford	4	W, 70-59
11/11/99	vs. Iowa (msg)		L, 70-68
11/12/99	vs. Duke (msg)	10	W, 71-66
11/17/03	Yale (gp)		W, 70-60
11/19/03	Nevada (gp)		W, 93-79
11/22/03	Sacred Heart (hcc)		W, 111-64
11/26/03	vs. Georgia Tech (msg)		L, 77-61
11/28/03	vs. Utah (msg)		W, 76-44
12/20/03	Iona (hcc)		W, 104-54
12/28/03	Ball State (hcc)		W, 101-62
12/30/03	Massachusetts (hcc)		W, 91-67
1/2/04	at Rice		W, 92-83
1/6/04	at Rutgers		W, 75-74
1/11/04	Oklahoma (gp)	6	W, 86-59
1/14/04	Georgetown (gp)		W, 94-70
1/17/04	at North Carolina	9	L, 86-83
1/25/06	St. John's (gp)		W, 66-50
1/28/06	at Providence		W, 76-62
1/31/06	Pittsburgh	9	W, 80-76
2/4/06	at Indiana	22	W, 88-80
2/8/06	Syracuse (hcc)		W, 73-50
2/11/06	at Seton Hall		W, 99-57
2/13/06	at Villanova	4	L, 69-64
2/18/06	at West Virginia	11	W, 81-75
3/9/06	vs. Syracuse (bet-msg)		L, 86-84 ot
2/2/09	at Louisville	5	W, 68-51
2/7/09	Michigan (gp)		W, 69-61
2/11/09	Syracuse (gp)	23	W, 63-49
2/14/09	at Seton Hall		W, 62-54
2/16/09	Pittsburgh (xl)	4	L, 76-68
2/21/09	South Florida (xl)		W, 64-50
3/7/09	at Pittsburgh	3	L, 70-60

**UCONN AS THE NO. 1 TEAM:** UConn has been in the No. 1 spot in the national rankings nine times and 29 weeks in school history. The Huskies have played 50 games in their history as the No. 1 team in the nation (29 total weeks), compiling a 41-9 record in those contests. UConn was the top-ranked team for:

- 1994-95 -- 2 games (1-1, 1 week)
- 1998-99-- 17 games (16-1, 10 weeks)
- 1999-00-- 2 games (1-1, 1 week)
- 2003-04-- 13 games (11-2, 3 wks and 5 weeks)
- 2005-06-- 9 games (7-2, 4 weeks and 1 week)
- 2008-09-- 7 games (5-2, 3 weeks and 1 week)

UConn is 21-3 at home as No. 1 (11-1 in Gampel, 10-2 in HCC), 17-3 on the road as the top-ranked team and 3-3 on a neutral court (2-3 in MSG, 1-0 at the United Center in Chicago).

**DUAL NO. 1's:** The Husky men and women have been ranked No. 1 at the same time a total of six different times/seasons (twice in 2008-09) and for 17 total weeks. Prior to 2008-09, in each of the previous four seasons (13 total weeks) that UConn accomplished this feat, one or both of the teams went on to capture the national championship. In 1995, both teams were top-ranked for one week, February 13, 1995, and the women captured the 1995 title. In 1998-99, the teams spent six weeks together at the top spot and the men were crowned national champs. In 1999-00, the teams spent one week together at No. 1 and the women won the title. In 2003-04, both teams started the season ranked No. 1 and were together at the top of the rankings for five weeks, going on to become the only school in NCAA history to capture a men's and women's title in the same season. The UConn men's and women's teams repeated the dual championships in 2013-14, although the men's team was not ranked No. 1 during the season.

\*\*\*- all notes in this section refer to the Associated Press national rankings

**HUSKIES IN THE ASSOCIATED PRESS WEEKLY POLL**

Year	AP	Rank	AP	Rank	AP	Rank	AP	Rank
2020-21	Preseason	arv	November 16	19	February 9	--	November 26	arv
	Nov. 30	arv	November 23	18	February 16	--	December 3	arv
	Dec. 7	arv	November 30	arv	February 23	--	December 10	arv
	Dec. 14	arv	December 7	arv	March 2	--	December 17	arv
	Dec. 21	--	December 14	25	March 9	--	December 24	arv
	Dec. 28	--	December 21	arv	<b>March 16</b>	--	December 31	arv
	Jan. 4	arv	December 28	arv			January 7	--
	Jan. 11	25	January 4	23	<b>2013-14</b>	<b>AP</b>	January 14	arv
	Jan. 18	23	January 11	--	Preseason	18	January 21	--
	Jan. 25	arv	January 18	--	November 11	19	January 28	--
	Feb. 1	arv	January 25	arv	November 18	18	February 4	arv
	Feb. 8	--	February 1	--	November 25	13	February 11	--
	Feb. 15	--	February 8	arv	December 2	12	February 18	--
	Feb. 22	--	February 15	--	December 9	9	February 25	arv
	March 1	arv	February 22	arv	December 16	10	March 4	--
	March 8	arv	February 29	--	December 23	15	March 11	--
			March 7	--	December 30	17	<b>March 18</b>	--
			March 14	arv	January 6	arv		
<b>2019-20</b>	<b>AP</b>				January 13	arv	<b>2011-12</b>	<b>AP</b>
Nov. 18	arv		<b>2014-15</b>	<b>AP</b>	January 20	arv	Preseason	4
			Preseason	17	January 27	arv	November 14	4
<b>2018-19</b>	<b>AP</b>		November 17	17	February 3	22	November 21	4
Nov. 19	arv		November 24	24	February 10	24	November 28	8
Nov. 26	arv		December 1	arv	February 17	21	December 5	9
<b>2017-18</b>	<b>AP</b>		December 8	--	February 24	arv	December 12	9
Not ranked in any week.			December 15	--	March 3	19	December 19	8
			December 22	--	March 10	21	December 26	9
<b>2016-17</b>	<b>AP</b>		December 29	--	<b>March 17</b>	<b>18</b>	January 2	8
Preseason	18		January 5	--			January 9	17
Nov. 14	arv		January 12	--	<b>2012-13</b>	<b>AP</b>	January 16	13
			January 19	--	Preseason	23	January 23	24
<b>2015-16</b>	<b>AP</b>		January 26	--	November 12	23	January 30	arv
Preseason	20		February 2	--	November 19	21	February 6	--



HUSKIES IN THE WEEKLY ASSOCIATED PRESS POLL

February 13	--	January 14	arv	<b>2003-04</b>	<b>AP</b>	January 2	10	November 20	6	March 8	--
February 20	--	January 21	--	Preseason	1	January 9	13	November 27	9	<b>March 15</b>	--
February 27	--	January 28	arv	November 17	1	January 16	t15	December 4	9		
March 5	--	February 4	19	November 24	1	January 23	24	December 11	8	<b>1991-92</b>	<b>AP</b>
<b>March 12</b>	--	February 11	17	December 1	3	January 30	--	December 18	8	Pre-Season	15
		February 18	13	December 8	2	February 6	--	December 26	7	November 25	15
<b>2010-11</b>	<b>AP</b>	February 25	15	December 15	1	February 13	--	January 2	7	December 2	12
Preseason	--	March 3	13	December 22	1	February 20	--	January 8	6	December 9	8
November 15	--	March 10	15	December 29	1	February 27	--	January 15	5	December 16	7
November 22	arv	<b>March 17</b>	<b>16</b>	January 5	1	March 6	--	January 22	4	December 23	5
November 29	7			January 12	1	<b>March 13</b>	--	January 29	4	December 30	5
December 5	6	<b>2006-07</b>	<b>AP</b>	January 19	4			January 5	4	January 6	5
December 12	4	Preseason	18	January 26	6	<b>1999-00</b>	<b>AP</b>	February 5	4	January 13	8
December 19	4	November 13	21	February 2	5	Pre-Season	1	February 12	3	January 20	7
December 26	4	November 20	18	February 9	5	November 16	8	February 19	3	January 27	6
January 2	8	November 27	20	February 16	8	November 23	7	February 26	4	February 3	10
January 9	10	December 4	19	February 23	8	November 30	5	March 5	3	February 10	18
January 16	8	December 11	14	March 1	7	December 7	6	<b>March 12</b>	<b>3</b>	February 17	21
January 23	5	December 18	14	March 8	9	December 14	3			February 24	24
January 30	6	December 25	12	<b>March 15</b>	<b>7</b>	December 21	2	<b>1994-95</b>	<b>AP</b>	March 2	--
February 6	10	January 1	18			December 28	2	Pre-Season	19	March 9	--
February 13	13	January 8	24	<b>2002-03</b>	<b>AP</b>	January 4	2	November 21	16	<b>March 16</b>	--
February 20	14	January 15	arv	Pre-Season	15	January 11	5	November 28	16		
February 27	16	January 22	arv	November 18	14	January 18	8	December 5	10	<b>1990-91</b>	<b>AP</b>
March 6	21	January 29	---	November 25	12	January 25	6	December 12	10	Pre-Season	17
<b>March 13</b>	<b>9</b>	February 5	---	December 1	11	February 1	7	December 19	10	November 27	15
		February 12	---	December 8	9	February 8	13	December 26	8	December 4	14
<b>2009-10</b>	<b>AP</b>	February 19	---	December 15	8	February 15	18	January 2	6	December 11	16
Preseason	12	February 26	---	December 22	6	February 22	22	January 9	2	December 18	15
November 16	12	March 5	---	December 29	5	February 29	24	January 16	2	December 25	13
November 23	13	<b>March 12</b>	---	January 5	3	March 7	21	January 23	2	January 1	12
November 30	14			January 12	t6	<b>March 14</b>	<b>20</b>	January 30	4	January 8	9
December 7	14	<b>2005-06</b>	<b>AP</b>	January 19	11			February 6	3	January 15	13
December 14	14	Preseason	3	January 26	14	<b>1998-99</b>	<b>AP</b>	February 13	1	January 22	19
December 21	11	November 14	3	February 2	18	Pre-Season	2	February 20	4	January 29	--
December 28	10	November 21	3	February 9	23	November 17	2	February 27	4	February 5	--
January 4	13	November 28	3	February 16	arv	November 24	2	March 6	6	February 12	--
January 11	15	December 5	3	February 16	arv	December 1	1	<b>March 13</b>	<b>8</b>	February 19	--
January 18	arv	December 12	2	February 23	arv	December 8	1			February 26	--
January 25	19	December 19	2	March 2	arv	December 15	1	<b>1993-94</b>	<b>AP</b>	March 5	--
		December 26	2	March 9	arv	December 22	1	Pre-Season	--	<b>March 12</b>	--
<b>2008-09</b>	<b>AP</b>	January 2	2	<b>March 16</b>	<b>23</b>	December 29	1	November 22	--		
Preseason	2	January 9	4			December 29	1	November 29	--	<b>1989-90</b>	<b>AP</b>
November 17	2	January 16	3	<b>2001-02</b>	<b>AP</b>	January 5	1	December 6	21	Pre-Season	--
November 24	2	January 23	1	Pre-Season	--	January 12	1	December 13	16	November 27	--
December 1	2	January 30	1	November 11	--	January 19	1	December 20	15	December 5	--
December 8	2	February 6	1	November 18	--	January 26	1	December 27	14	December 12	--
December 15	2	February 13	1	November 25	--	January 19	1	January 3	16	December 19	--
December 22	2	February 20	3	December 2	--	January 26	1	January 10	14	December 26	--
December 29	2	February 27	2	December 9	--	February 2	1	January 17	10	January 2	--
January 5	5	March 6	1	December 16	--	February 9	2	January 24	6	January 9	--
January 12	4	<b>March 13</b>	<b>2</b>	December 23	--	February 16	2	January 31	5	January 16	--
January 19	3			December 30	--	February 23	4	February 7	6	January 23	20
January 26	2	<b>2004-05</b>	<b>AP</b>	January 6	--	March 2	3	February 14	3	January 30	13
February 2	1	Preseason	8	January 13	--	<b>March 9</b>	<b>3</b>	February 21	5	February 6	8
February 9	1	November 22	7	January 20	25	<b>March 98</b>	<b>AP</b>	February 28	4	February 13	10
February 16	1	November 29	7	January 27	17	Pre-Season	12	March 7	2	February 20	6
February 23	2	December 6	7	February 3	--	November 18	12	<b>March 14</b>	<b>4</b>	February 27	4
March 2	1	December 13	11	February 10	--	November 25	11			March 6	8
March 9	5	December 20	11	February 17	--	December 2	12	<b>1992-93</b>	<b>AP</b>	<b>March 13</b>	<b>4</b>
<b>March 16</b>	<b>5</b>	December 27	11	February 24	23	December 9	13	Pre-Season	16	<b>1988-89</b>	<b>AP</b>
		January 3	10	March 3	19	December 16	12	November 23	16	UConn was ranked for one week during this season.	
<b>2007-08</b>	<b>AP</b>	January 10	12	<b>March 10</b>	<b>10</b>	December 23	11	November 30	25	December 13	18
Preseason	arv	January 17	16			December 30	10	December 7	--		
November 12	arv	January 24	19	<b>2000-01</b>	<b>AP</b>	January 6	8	December 14	24	<b>1980-81</b>	<b>AP</b>
November 19	arv	January 31	23	Pre-Season	14	January 13	10	December 21	22	UConn was ranked for two weeks during this season.	
November 26	arv	February 7	19	November 14	13	January 20	8	December 28	23	January 20	20
December 3	arv	February 14	18	November 21	12	January 27	9	December 28	23	January 27	20
December 10	--	February 21	17	November 28	16	February 3	7	January 4	19		
December 17	--	February 28	15	December 5	15	February 10	6	January 11	15	<b>1953-54</b>	<b>AP</b>
December 24	--	March 7	12	December 12	11	February 17	7	January 18	17	UConn was ranked for two weeks during this season.	
December 31	--	<b>March 14</b>	<b>13</b>	December 19	11	February 24	6	January 25	22	January 26	18
January 7	arv			December 26	10	March 3	6	February 1	--	March 2	19
						<b>March 10</b>	<b>6</b>	February 8	--		
						<b>1995-96</b>	<b>AP</b>	February 15	--		
						Pre-Season	6	February 22	--		
								March 1	--		

## UCONN VS. NATIONALLY-RANKED OPPONENTS (AP rankings)

Date	Opponent	Opp. Rank	UConn Rank	Score	Date	Opponent	Opp. Rank	UConn Rank	Score	Date	Opponent	Opp. Rank	UConn Rank	Score
<b>2020-21 (0-4)</b>					<b>2011-12 (2-6)</b>					<b>2006-07 (0-4)</b>				
12/20/20	Creighton (GP)	9	--	L, 74-76 (ot)	1/14/13	Louisville (XL)	1	--	L, 58-73	1/6/07	at LSU	14	18	L, 49-66
1/23/21	at Creighton	11	23	L, 66-74	2/13/13	Syracuse (XL)	6	--	W, 66-58	1/16/07	at Pittsburgh	6	nr	L, 54-63
2/20/21	at Villanova	10	--	L, 60-68	2/27/13	Georgetown (GP)	7	--	L, 78-79 (2 ot)	2/25/07	Louisville (hcc)	20	nr	L, 69-76
3/12/21	Creighton (N-MSG)	17	--	L, 56-59	<b>2010-11 (12-6)</b>					3/3/07	at Georgetown	10	nr	L, 46-59
<b>2019-20 (2-4)</b>					11/26/11	vs. Florida State	22	4	W, 78-76 (ot)	<b>2005-06 (10-1)</b>				
11/17/19	Florida (GP)	15	--	W, 62-59	12/8/11	Harvard (GP)	25	9	W, 67-53	11/22/05	vs. Arizona	9	3	W, 79-70
11/22/19	Xavier (N)	18	--	L, 74-75 (2 ot)	2/1/12	at Georgetown	14	--	L, 44-58	11/23/05	vs. Gonzaga	8	3	W, 65-63
1/12/20	Wichita State (XL)	23	--	L, 86-89 (2 ot)	2/6/12	at Louisville	24	--	L, 59-80	1/9/06	Cincinnati (hcc)	25	4	W, 70-59
1/18/20	at Villanova	14	--	L, 55-61	2/11/12	at Syracuse	2	--	L, 67-85	1/16/06	at Syracuse	20	3	W, 88-80
1/23/20	at Houston	25	--	L, 59-63	2/18/12	Marquette (GP)	12	--	L, 64-79	1/21/06	at Louisville	17	3	W, 71-58
3/5/20	Houston (GP)	21	--	W, 77-71	2/25/12	Syracuse (GP)	2	--	L, 69-71	1/31/06	Pittsburgh (gp)	9	1	W, 80-76
<b>2018-19 (1-3)</b>					3/8/12	vs. Syracuse	2	--	L, 55-58	2/4/06	at Indiana	22	1	W, 88-80
11/15/18	Syracuse (N)	15	--	W, 83-76	<b>2004-05 (4-5)</b>					2/13/06	at Villanova	4	1	L, 64-69
12/8/18	Florida State (N)	11	--	L, 71-79	11/23/10	vs. Michigan St.	2	--	W, 70-67	2/18/06	at West Virginia	11	1	W, 81-75
2/14/19	Houston (XL)	9	--	L, 63-71	11/24/10	vs. Kentucky	8	--	W, 84-67	2/26/06	Villanova (gp)	2	3	W, 89-75
3/15/19	Houston (N)	11	--	L, 45-84	12/27/10	at Pittsburgh	6	4	L, 63-78	3/24/06	vs. Washington	17	2	W, 98-92 ot
<b>2017-18 (0-8)</b>					1/4/11	at Notre Dame	15	8	L, 70-73	<b>2003-04 (6-3)</b>				
11/24/17	Michigan State (N)	4	--	L, 57-77	1/8/11	at Texas	12	8	W, 82-81 ot	1/11/04	Oklahoma (gp)	6	1	W, 86-59
12/21/17	at Arizona	18	--	L, 58-73	1/17/11	Villanova (GP)	7	8	W, 61-59	1/17/04	at North Carolina	9	1	L, 86-83
12/30/17	Wichita State (XL)	8	--	L, 62-72	1/29/11	Louisville (GP)	23	5	L, 78-79 2ot	1/19/04	Pittsburgh (hcc)	9	4	W, 68-65
1/20/18	Villanova (XL)	1	--	L, 61-81	2/2/11	Syracuse (XL)	17	7	L, 58-66	2/2/04	Syracuse (hcc)	18	5	W, 84-56
2/3/18	Cincinnati (GP)	8	--	L, 57-65	2/16/11	Georgetown (XL)	9	13	W, 78-70	2/15/04	at Pittsburgh	4	5	L, 75-68
2/10/18	at Wichita State	22	--	L, 74-95	2/18/11	at Louisville	16	13	L, 58-71	3/7/04	at Syracuse	24	7	L, 67-56
2/22/18	at Cincinnati	11	--	L, 52-77	3/5/11	Notre Dame (GP)	8	16	L, 67-70	3/13/04	vs. Pittsburgh	6	9	W, 61-58
3/4/18	at Houston	25	--	L, 71-81	3/9/11	vs. Georgetown	22	21	W, 79-62	4/3/04	vs. Duke	6	7	W, 79-78
<b>2016-17 (0-5)</b>					3/10/11	vs. Pittsburgh	3	21	W, 76-74	4/5/04	vs. Georgia Tech	14	7	W, 82-73
11/23/16	Oregon (N)	13	--	L, 69-79	3/11/11	vs. Syracuse	11	21	W, 76-71 ot	<b>2002-03 (4-4)</b>				
2/4/17	at Cincinnati	14	--	L, 68-82	3/12/11	vs. Louisville	14	21	W, 69-66	1/7/03	at Oklahoma	9	3	L, 73-63
2/25/17	SMU (XL)	17	--	L, 61-69	3/24/11	vs. San Diego State	6	9	W, 74-67	2/10/03	Syracuse (hcc)	17	23	W, 75-61
3/5/17	Cincinnati (GP)	18	--	L, 47-67	3/26/11	vs. Arizona	17	9	W, 65-63	2/24/03	at Notre Dame	9	nr	W, 87-79
3/11/17	Cincinnati (N-XL)	15	--	L, 71-81	4/2/11	vs. Kentucky	11	9	W, 56-55	3/2/03	at Pittsburgh	8	nr	L, 71-67
<b>2015-16 (1-4)</b>					<b>2009-10 (3-5)</b>					<b>2001-2002 (4-4)</b>				
11/27/15	Gonzaga (N)	10	18	L, 70-73	11/27/09	vs. Duke	7	13	L, 59-68	12/3/01	vs. Maryland	2	nr	L, 77-65
12/8/15	Maryland (N)	6	arv	L, 66-76	12/9/09	vs. Kentucky	4	14	L, 61-64	1/5/02	Miami (gp)	21	nr	W, 76-75
2/18/16	SMU (XL)	21	--	W, 68-62	1/9/10	at Georgetown	12	13	L, 69-72	1/7/02	Oklahoma (hcc)	5	nr	L, 69-67
3/3/16	at SMU	24	--	L, 54-80	1/13/10	Pittsburgh (XL)	16	15	L, 57-67	1/26/02	at Arizona	10	25	W, 100-98 ot
3/19/16	Kansas (N)	1	arv	L, 61-73	1/23/10	Texas (GP)	1	nr	W, 88-74	2/2/02	at Miami	15	17	L, 68-66
<b>2014-15 (1-4)</b>					2/10/10	at Syracuse	2	nr	L, 67-72	3/9/02	vs. Pittsburgh	7	19	W, 74-65 2ot
11/30/14	Texas (GP)	7	24	L, 54-55	2/15/10	at Villanova	3	nr	W, 84-75	3/17/02	vs. NC State	25	10	W, 77-74
12/18/14	vs. Duke (Izod Cntr)	2	--	L, 56-66	2/22/10	West Virginia (XL)	8	nr	W, 73-62	3/24/02	vs. Maryland	4	10	L, 90-82
2/14/15	at SMU	25	--	L, 55-73	<b>2008-09 (11-5)</b>					<b>2000-2001 (3-3)</b>				
3/1/15	SMU (XL)	21	--	W, 81-73	11/23/08	vs. Miami	17	2	W, 76-63	12/9/00	Arizona (gp)	5	13	W, 71-69
3/15/15	vs. SMU (N-XL)	20	--	L, 54-62	11/24/08	vs. Wisconsin	25	2	W, 76-57	1/15/01	at Texas	23	15	L, 60-56
<b>2013-14 (10-4)</b>					12/20/08	vs. Gonzaga	8	2	W, 88-83 ot	2/13/01	Boston Coll (hcc)	9	nr	W, 82-71
12/2/13	Florida (GP)	15	12	W, 65-64	12/29/08	Georgetown (XL)	11	2	L, 63-74	2/19/01	at Syracuse	17	nr	L, 65-60
1/16/14	at Memphis	17	--	W, 83-73	1/6/09	at West Virginia	25	5	W, 61-55	2/26/01	Notre Dame (hcc)	13	nr	W, 75-59
1/18/14	Louisville (GP)	18	--	L, 64-76	1/21/09	Villanova (XL)	20	3	W, 89-83	3/7/01	vs. Syracuse	14	nr	L, 86-75
2/6/14	at Cincinnati	7	22	L, 58-63	1/24/09	at Notre Dame	19	3	W, 69-61	<b>1999-2000 (5-4)</b>				
2/15/14	Memphis (XL)	20	24	W, 86-81 (ot)	2/2/09	at Louisville	5	1	W, 68-51	11/12/99	vs. Duke	10	1	W, 71-66
3/1/14	Cincinnati (XL)	11	--	W, 51-45	2/11/09	Syracuse (GP)	23	1	W, 63-49					
3/8/14	at Louisville	11	19	L, 48-81	2/16/09	Pittsburgh (XL)	4	1	L, 68-76					
3/13/14	at Memphis	19	21	W, 72-53	2/25/09	at Marquette	8	2	W, 93-82					
3/14/14	vs. Cincinnati (N)	13	21	W, 58-56	3/7/09	at Pittsburgh	3	1	L, 60-70					
3/15/14	vs. Louisville (N)	5	21	L, 61-71	3/12/09	vs. Syracuse	18	3	L, 117-127 6ot					
3/22/14	vs. Villanova (N)	6	18	W, 77-65	3/26/09	vs. Purdue	17	5	W, 72-60					
3/28/14	vs. Iowa St. (N)	9	18	W, 81-76	3/28/09	vs. Missouri	9	5	W, 82-75					
3/30/14	vs. Michigan St. (N)	11	18	W, 60-54	4/4/09	vs. Michigan St.	8	5	L, 73-82					
4/5/14	vs. Florida (N)	1	18	W, 63-53	<b>2007-08 (4-3)</b>									
<b>2012-13 (3-3)</b>					11/16/07	vs. Memphis	3	nr	L, 70-81					
11/9/12	vs. Michigan State	14	23	W, 66-62	12/1/07	vs. Gonzaga	19	nr	L, 82-85					
12/4/12	vs. N. Carolina State	25	--	L, 65-69	1/12/08	at Georgetown	7	nr	L, 69-72					
1/12/13	at Notre Dame	17	--	W, 65-58	1/20/08	Marquette (gp)	13	nr	W, 89-73					
					1/26/08	at Indiana	7	nr	W, 68-63					
					2/2/08	Pittsburgh (xl)	18	nr	W, 60-53					
					2/13/08	Notre Dame (gp)	20	17	W, 84-78					

## UCONN VS. NATIONALLY-RANKED OPPONENTS (AP rankings)

Date	Opponent	Opp. Rank	UConn Rank	Score	Date	Opponent	Opp. Rank	UConn Rank	Score	Date	Opponent	Opp. Rank	UConn Rank	Score
12/7/99	vs. Arizona	2	6	W, 78-69	<b>1991-92 (3-4)</b>					2/5/85	Villanova (hcc)	19	nr	L, 79-71
1/10/00	Texas (hcc)	15	4	W, 77-67	12/2/91	Wake Forest (hcc)	23	12	W, 84-75	2/20/85	Syracuse (hcc)	7	nr	W, 71-69
1/24/00	at Syracuse	4	6	L, 88-74	1/7/92	St. John's (gp)	17	5	W, 85-76	2/23/85	Georgetown (hcc)	2	nr	L, 68-47
2/5/00	at Michigan State	6	7	L, 85-66	2/3/92	at Syracuse	13	10	L, 84-83	3/6/85	vs. Georgetown	1	nr	L, 93-62
2/14/00	at Seton Hall	23	18	W, 59-50	2/19/92	at Georgetown	25	21	L, 60-58	<b>1983-84 (0-4)</b>				
3/4/00	Syracuse (hcc)	9	24	W, 69-54	3/1/92	at Seton Hall	22	24	L, 77-64	1/4/84	Georgetown (hcc)	4	nr	L, 81-69
3/11/00	vs. St. John's	19	21	L, 80-70	3/4/92	Syracuse (hcc)	21	nr	W, 85-78	1/10/84	at St. John's	10	nr	L, 68-65
3/19/00	vs. Tennessee	10	20	L, 65-51	3/21/92	vs. Ohio St.	3	nr	L, 78-55	2/4/84	at Georgetown	4	nr	L, 87-62
<b>1998-99 (13-2)</b>					<b>1990-91 (4-7)</b>					2/18/84	at Syracuse	16	nr	L, 87-85 3ot
12/1/98	vs. Washington	14	1	W, 69-48	12/6/90	at North Carolina	10	14	L, 79-64	<b>1982-83 (1-8)</b>				
12/5/98	Michigan St. (gp)	9	1	W, 82-68	1/5/91	Pittsburgh (hcc)	11	12	W, 81-76	1/11/83	St. John's (hcc)	3	nr	L, 85-73
12/12/98	at Pittsburgh	18	1	W, 70-69	1/12/91	St. John's (gp)	10	9	L, 72-59	2/2/83	at Syracuse	20	nr	L, 89-69
1/20/99	at Miami	25	1	W, 70-68 ot	1/16/91	at Syracuse	8	13	L, 81-79 ot	2/8/83	at Villanova	12	nr	L, 86-79
1/30/99	at St. John's	9	1	W, 78-74	1/22/91	at St. John's	10	19	L, 65-62	2/12/83	Georgetown (hcc)	14	nr	L, 77-60
2/1/99	Syracuse (hcc)	16	1	L, 59-42	1/28/91	Syracuse	6	nr	L, 68-66	2/14/83	at St. John's	7	nr	L, 98-78
2/6/99	at Stanford	4	1	W, 70-59	2/11/91	Georgetown (hcc)	20	nr	W, 61-55	2/19/83	Villanova (hcc)	8	nr	L, 75-68
2/20/99	Miami (gp)	15	2	L, 73-71	2/23/91	at Georgetown	25	nr	L, 71-57	2/21/83	at Boston College	18	nr	L, 86-80
2/28/99	at Syracuse	20	4	W, 70-58	2/27/91	Seton Hall (gp)	20	nr	W, 62-60 ot	3/5/83	Syracuse (hcc)	18	nr	W, 55-54
3/5/99	vs. Syracuse	20	3	W, 71-50	3/14/91	vs. LSU	22	nr	W, 79-62	3/10/83	vs. Villanova	13	nr	L, 69-68
3/6/99	vs. St. John's	9	3	W, 82-63	3/22/91	vs. Duke	6	nr	L, 81-67	<b>1981-82 (1-1)</b>				
3/13/99	vs. New Mexico	24	3	W, 78-56	<b>1989-90 (6-4)</b>					1/20/82	at Georgetown	13	nr	W, 63-52
3/18/99	vs. Iowa	20	3	W, 78-68	1/2/90	at St. John's	16	nr	L, 93-62	2/27/82	Georgetown (hcc)	12	nr	L, 60-42
3/27/99	vs. Ohio State	14	3	W, 64-58	1/15/90	Syracuse (hcc)	5	nr	W, 70-59	<b>1979-80 (0-3)</b>				
3/29/99	vs. Duke	1	3	W, 77-74	1/20/90	Georgetown (hcc)	2	nr	W, 70-65	1/5/80	at St. John's	17	nr	L, 83-73
<b>1997-98 (4-3)</b>					1/27/90	St. John's (gp)	15	20	W, 72-58	1/26/80	at Syracuse	6	nr	L, 99-89
11/19/97	Rhode Island (gp)	20	12	W, 80-67	2/10/90	at Syracuse	6	8	L, 90-86	2/29/80	vs. Syracuse	3	nr	L, 92-61
11/26/97	vs. Florida St.	25	11	L, 67-60	2/28/90	at Georgetown	7	4	L, 84-64	<b>1978-79 (0-2)</b>				
1/24/98	at Syracuse	15	8	W, 63-54	3/10/90	vs. Georgetown	5	8	W, 65-60	1/13/79	Syracuse (nhc)	20	nr	L, 74-60
2/7/98	Stanford (gp)	9	7	W, 76-56	3/11/90	vs. Syracuse	4	8	W, 78-75	3/10/79	vs. Syracuse	10	nr	L, 89-81
2/11/98	at West Virginia	16	6	L, 80-62	3/22/90	vs. Clemson	17	3	W, 71-70	<b>1977-78 (0-2)</b>				
3/7/98	vs. Syracuse	22	6	W, 69-64	3/24/90	vs. Duke	15	3	L, 79-78 ot	11/30/77	at Syracuse	12	nr	L, 101-61
3/21/98	vs. North Carolina	1	5	L, 75-64	<b>1988-89 (1-7)</b>					1/21/78	Providence (nhc)	12	nr	L, 57-47
<b>1996-97 (1-3)</b>					1/7/89	Providence (hcc)	20	nr	L, 80-78	<b>1975-76 (0-1)</b>				
11/15/96	vs. Indiana	24	nr	L, 68-61	1/14/89	at Seton Hall	13	nr	L, 76-62	3/18/76	vs. Rutgers	4	nr	L, 93-79
12/7/96	Boston Coll. (gp)	20	nr	W, 61-54	1/16/89	Syracuse (hcc)	11	nr	W, 68-62	<b>1972-73 (0-1)</b>				
1/19/97	Kansas (hcc)	1	nr	L, 73-65	1/21/89	at Georgetown	3	nr	L, 59-55	1/6/73	at Florida State	19	nr	L, 91-55
2/23/97	at Villanova	19	nr	L, 65-58	2/8/89	Georgetown (hcc)	2	nr	L, 70-58	<b>1967-68 (0-1)</b>				
<b>1995-96 (5-3)</b>					2/15/89	Seton Hall (hcc)	12	nr	L, 72-69	12/9/67	Boston College	10	nr	L, 76-60
11/24/95	vs. Iowa	10	6	L, 101-95 ot	2/28/89	at Syracuse	6	nr	L, 88-72	<b>1966-67 (0-1)</b>				
1/9/96	Villanova (gp)	7	6	W, 81-73	3/10/89	vs. Seton Hall	11	nr	L, 74-66	3/11/67	vs. Boston College	9	nr	L, 48-42
1/21/96	Syracuse (hcc)	12	4	W, 79-70	<b>1987-88 (2-5)</b>					<b>1964-65 (0-1)</b>				
2/19/96	at Georgetown	13	3	L, 77-65	1/13/88	at Pittsburgh	6	nr	L, 61-58	3/8/65	vs. St. Joseph's	3	nr	L, 67-61
2/25/96	at Villanova	4	3	W, 70-59	1/16/88	at Syracuse	9	nr	W, 51-50	<b>1963-64 (0-1)</b>				
3/8/96	vs. Syracuse	15	3	W, 85-67	1/30/88	at Georgetown	15	nr	L, 60-59	3/16/64	vs. Duke	3	nr	L, 101-54
3/9/96	vs. Georgetown	4	3	W, 75-74	2/6/88	Georgetown (hcc)	14	nr	W, 66-59	<b>1960-61 (0-1)</b>				
3/22/96	vs. Mississippi St.	19	3	L, 60-55	2/20/88	Syracuse (hcc)	12	nr	L, 73-71	12/31/60	vs. Drake	14	nr	L, 90-81
<b>1994-95 (7-4)</b>					2/27/88	Pittsburgh (hcc)	6	nr	L, 74-69	<b>1959-60 (0-2)</b>				
11/29/94	vs. Duke	8	16	W, 90-86	3/11/88	vs. Pittsburgh	5	nr	L, 75-58	2/20/60	at Holy Cross	13	nr	L, 98-66
1/16/95	Georgetown (hcc)	10	2	W, 93-73	<b>1987-88 (0-9)</b>					3/8/60	vs. New York Univ.	12	nr	L, 78-59
1/23/95	Syracuse (gp)	6	2	W, 86-75	12/6/86	Purdue (hcc)	4	nr	L, 88-70	<b>1957-58 (0-1)</b>				
1/28/95	at Kansas	7	2	L, 88-59	1/3/87	Syracuse (nhc)	7	nr	L, 88-71	12/26/57	vs. Seattle	15	nr	L, 87-83
2/12/95	at Syracuse	9	3	W, 77-70	1/17/87	St. John's (hcc)	13	nr	L, 69-54	<b>1955-56 (0-3)</b>				
2/14/95	at Georgetown	22	1	W, 91-85	1/21/87	at Georgetown	15	nr	L, 65-51	1/4/56	Holy Cross	14	nr	L, 85-68
2/18/95	Villanova (gp)	15	1	L, 96-73	1/31/87	at Pittsburgh	17	nr	L, 73-52	2/27/56	at Holy Cross	17	nr	L, 103-81
3/11/95	vs. Georgetown	22	5	W, 88-81	2/7/87	at Syracuse	11	nr	L, 59-53	3/16/56	vs. Temple	13	nr	L, 65-59
3/12/95	vs. Villanova	10	5	L, 94-78	2/11/87	Georgetown (hcc)	13	nr	L, 78-50	<b>1954-55 (0-1)</b>				
3/23/95	vs. Maryland	10	8	W, 99-89	2/18/87	at St. John's	20	nr	L, 76-55	3/12/55	vs. St. Louis	20	nr	L, 110-103
3/25/95	vs. UCLA	1	8	L, 102-96	2/21/87	Pittsburgh (hcc)	8	nr	L, 76-66	<b>1953-54 (1-0)</b>				
<b>1993-94 (2-2)</b>					<b>1986-87 (0-6)</b>					2/27/54	at Holy Cross	7	nr	W, 78-77
11/29/93	at Virginia	12	nr	W, 77-36	1/8/86	at Georgetown	13	nr	L, 70-66	<b>1952-53 (0-1)</b>				
1/8/94	Boston Coll. (gp)	20	16	W, 77-71	1/18/86	St. John's (hcc)	9	nr	L, 61-60	1/7/53	Holy Cross	14	nr	L, 71-67
2/1/94	at Syracuse	15	5	L, 108-95	1/25/86	at Syracuse	9	nr	L, 80-67	<b>1951-52 (1-1)</b>				
3/25/94	vs. Florida	14	4	L, 69-60	2/5/86	Georgetown (hcc)	11	nr	L, 80-63	2/12/52	at Holy Cross	19	nr	L, 72-53
<b>1992-93 (1-4)</b>					2/15/86	at St. John's	10	nr	L, 74-54	3/1/52	at Villanova	19	nr	W, 63-58
11/28/92	vs. Purdue	24	nr	L, 73-69	3/1/86	Syracuse (hcc)	6	nr	L, 75-68	<b>1950-51 (0-1)</b>				
1/4/93	at Seton Hall	7	nr	L, 72-69	<b>1984-85 (2-6)</b>					3/20/51	vs. St. John's	9	nr	L, 63-52
1/18/93	Georgetown (hcc)	18	nr	L, 86-69	1/2/85	St. John's (hcc)	4	nr	L, 57-51					
2/20/93	at Pittsburgh	17	nr	W, 81-80	1/19/85	at Syracuse	7	nr	W, 70-68					
2/27/93	Seton Hall (hcc)	14	nr	L, 82-74	1/23/85	at Georgetown	1	nr	L, 79-66					
					2/2/85	at St. John's	1	nr	L, 97-64					



**UConn in the Weekly National Polls Under Head Coach Dan Hurley**

Year	Weeks Ranked	Highest Rank
2020-21	11 of 16	23
2019-20	1 of 19	arv
2018-19	2 of 19	arv

**UConn in the Final National Polls Under Dan Hurley**

Year	Record	AP	USA-ESPN
2020-21	15-8	arv	arv
2019-20	19-12	--	--
2018-19	16-17	--	--

**UConn in the Weekly National Polls Under Head Coach Kevin Ollie**

Year	Weeks Ranked	Highest Rank
2017-18	---	---
2016-17	1 of 19	18
2015-16	5 of 19	18
2014-15	3 of 19	17
2013-14	15 of 20	9
2012-13	2 of 19	21

**UConn in the Final National Polls Under Kevin Ollie**

Year	Record	AP	USA-ESPN
2017-18	14-18	--	--
2016-17	16-17	--	--
2015-16	25-11	arv	arv
2014-15	20-15	--	--
2013-14	32-8	18	1
2012-13	20-10	--	not eligible

**UConn in the Weekly National Polls Under Head Coach Jim Calhoun**

Year	Weeks Ranked	Highest Rank
2011-12	11 of 18	4
2010-11	16 of 19	4
2009-10	11 of 19	10
2008-09	19 of 19	1 (4 weeks)
2007-08	7 of 20	13
2006-07	10 of 19	12
2005-06	19 of 19	1 (5 weeks)
2004-05	18 of 18	7
2003-04	19 of 19	1 (8 weeks)
2002-03	15 of 19	3
2001-02	5 of 19	10
2000-01	12 of 19	10
1999-00	19 of 19	1 (1 week)
1998-99	18 of 18	1 (10 weeks)
1997-98	18 of 18	6
1996-97	0 of 18	--
1995-96	18 of 18	3
1994-95	18 of 18	1 (1 week)
1993-94	15 of 18	2
1992-93	10 of 18	15
1991-92	15 of 18	5
1990-91	10 of 17	9
1989-90	8 of 17	3
1988-89	1 of 18	18
1987-88	0 of 17	--
1986-87	0 of 16	--

**UConn in the Final National Polls Under Jim Calhoun**

Year	Record	AP	UPI/USA-ESPN
2010-11	32-9	9	1
2008-09	31-5	5	3
2007-08	24-9	16	arv
2005-06	30-4	2	4
2004-05	23-8	13	17
2003-04	33-6	7	1
2002-03	23-10	23	11
2001-02	27-7	10	t6
1999-00	25-10	20	--
1998-99	34-2	3	1
1997-98	32-5	6	7
1995-96	30-2	3	8
1994-95	28-5	8	6
1993-94	29-5	4	7
1989-90	31-6	3	3

**Consecutive Weeks in the Polls**


Streak	Dates
1. 77 weeks	Nov. 1997-to-Jan. 2001
2. 67 weeks	Mar. 2003-Jan. 2007
3. 51 weeks	Dec. 1993-Mar. 1996
4. 36 weeks	Feb. 2008-Jan. 2010
5. 18 weeks	1989-90
6. 17 weeks	Feb. 2002-Feb. 2003



**UConn defeated No. 1 Florida in the 2014 NCAA National Semifinals.**



# UConn Basketball Record Book



Chris Smith  
(1988-92)  
2,145 Points



# INDIVIDUAL CAREER RECORDS

## Most Games Played

Gms	Name	Years
143	Shabazz Napier	2010-14
140	Kevin Freeman	1996-00
139	Niels Giffey	2010-14
138	Jake Voskuhl	1996-00
135	Denham Brown	2002-06
135	Tyler Olander	2010-14
134	Taliek Brown	2000-04
134	Ricky Moore	1995-99
133	Jeff Adrien	2005-09
133	Amida Brimah	2013-17
132	Tony Robertson	1999-03
132	Rashamel Jones	1995-99
132	Lyman DePriest	1987-91
131	Hilton Armstrong	2002-06
131	Craig Austrie	2005-09
130	Rashad Anderson	2002-06
129	Phillip Nolan	2012-16
128	Ryan Boatright	2011-15
128	Rod Sellers	1988-92
128	Tate George	1986-90
127	Chris Smith	1988-92
127	Christian Vital	2016-20
126	Stanley Robinson	2006-10
125	Omar Calhoun	2012-16

## Most Games Started

Gms	Name	Years
135	Jake Voskuhl	1996-00
128	Taliek Brown	2000-04
126	Kevin Freeman	1996-00
116	Tate George	1986-90
115	Chris Smith	1988-92
115	Ryan Boatright	2011-15
112	Rod Sellers	1988-92
106	Scott Burrell	1989-93
106	Khalid El-Amin	1997-00
103	Stanley Robinson	2006-10
103	Richard Hamilton	1996-99
102	Amida Brimah	2013-17
101	Jeff Adrien	2005-09
100	Josh Boone	2003-06
100	Ricky Moore	1995-99
99*	Jalen Aams	2015-19
98	Shabazz Napier	2010-14
96	Denham Brown	2002-06

\*61 games vacated; official NCAA total 38

422	Tony Hanson	111	1973-77
422	Kevin Freeman	140	1996-00
417	Richard Hamilton	103	1996-99

## Highest Field Goal Pct. (min. 100 FGA)

FG-Pct	Name	FG-FGA	Years
63.7%	Amida Brimah	(347-545)	2013-17
61.1%	Hasheem Thabeet	(359-588)	2006-09
59.3%	Gavin Edwards	(233-393)	2006-10
59.0%	Emeka Okafor	(587-995)	2001-04
57.8%	Josh Boone	(382-661)	2003-06
56.6%	Chuck Aleksinas	(303-535)	1980-82
55.5%	Isaiah Whaley	(106-191)	2017-
54.8%	Rod Sellers	(409-747)	1988-92
54.4%	Edmund Saunders	(186-342)	1998-01
54.3%	Josh Carlton	(272-501)	2017-
54.2%	Jake Voskuhl	(323-596)	1996-00
54.2%	Eric Hayward	(136-251)	1992-96

## Rebounds Per Game (min. 50 games played)

Avg.	Name	Games	Total Rebounds	Years
21.5	Art Quimby	80	1716 rebounds	1951-55
17.9	Toby Kimball	74	1324 rebounds	1962-65
13.7	Bill Corley	72	986 rebounds	1965-68
11.2	John Thomas	91	1023 rebounds	1972-76
11.1	Ron Hrubala	70	776 rebounds	1968-71
10.6	Emeka Okafor	103	1091 rebounds	2001-04
10.6	Al Cooper	67	708 rebounds	1956-59

## Total Rebounds

Rebs.	Name	Games	Years
1716	Art Quimby	80	1951-55
1324	Toby Kimball	74	1962-65
1126	Jeff Adrien	133	2005-09
1091	Emeka Okafor	103	2001-04
1023	John Thomas	91	1972-76
1017	Corny Thompson	114	1978-82
986	Bill Corley	72	1965-68
913	Kevin Freeman	140	1996-00
880	Jake Voskuhl	138	1996-00
847	Hasheem Thabeet	100	2006-09
842	Jeff Carr	111	1975-79

## Highest Free Throw Pct. (min. 75 attempts)

FT-Pct	Name	FT-FTA	Years
84.2%	Albert Mouring	(213-253)	1997-01
84.0%	Jalen Adams	(121-144)	2015-17
83.9%	Wes Bialosuknia	(343-409)	1964-67
83.7%	Niels Giffey	(72-86)	2010-14
83.6%	Christian Vital	(402-481)	2016-20
82.7%	Doug Wiggins	(81-98)	2006-08
82.6%	Richard Hamilton	(417-505)	1996-99
82.4%	Jalen Adams*	(257-312)	2015-19
82.3%	Craig Austrie	(214-260)	2005-09
82.2%	Earl Kelley	(438-533)	1982-86
82.2%	Khalid El-Amin	(295-359)	1997-00
81.8%	Ray Broxton	(72-88)	1983-85
81.3%	Shabazz Napier	(509-626)	2010-14
81.2%	Joe Whelton	(289-356)	1974-78

\*61 games vacated; official NCAA total 84.3% (102-121)

## Steals Per Game (min. 50 games played)

Avg.	Name	Games	Years
2.61	Scott Burrell	119	1989-93
1.90	Doron Sheffer	102	1993-96
1.76	Shabazz Napier	143	2010-14
1.72	Khalid El-Amin	108	1997-00
1.69	Christian Vital	127	2016-20
1.67	Kemba Walker	111	2008-11
1.66	Jerome Dyson	113	2006-10
1.57	Ray Allen	101	1993-96
1.57	Tate George	128	1986-90
1.52	Chris Smith	127	1988-92

## Total Steals

Games	Name	Years
310	Scott Burrell	1989-93
251	Shabazz Napier	2010-14
215	Christian Vital	2016-20
201	Tate George	1986-90
194	Doron Sheffer	1993-96
193	Chris Smith	1988-92
188	Jerome Dyson	2006-10
186	Khalid El-Amin	1997-00

## Most Points-- Total

Name	Years	Pts. (Avg)
Chris Smith	1988-92	2,145 (16.9)
Richard Hamilton	1996-99	2,036 (19.8)
Tony Hanson	1973-77	1,990 (17.9)
Shabazz Napier	2010-14	1,959 (13.7)
Ray Allen	1993-96	1,922 (19.0)
Corny Thompson	1978-82	1,810 (15.9)
Ben Gordon	2001-04	1,795 (16.9)
Ryan Boatright	2011-15	1,786 (14.0)
Kemba Walker	2008-11	1,783 (16.1)
Christian Vital	2016-20	1,735 (13.7)
Jalen Adams*	2015-19	1,706 (13.8)
Wes Bialosuknia	1964-67	1,673 (23.6)
Cliff Robinson	1985-89	1,664 (15.3)

\* 61 games vacated; official NCAA total 709

## Highest Scoring Average

Avg.	Name	Games	Points	Years
23.6	Wes Bialosuknia	71	1673 points	1964-67
20.7	Walt Dropo	41	848 points	1942-43, 45-47
19.8	Richard Hamilton	103	2036 points	1996-99
19.0	Ray Allen	101	1922 points	1993-96
19.0	Bob Boyd	59	1122 points	1968-71
18.4	Toby Kimball	74	1361 points	1962-65
18.1	Donyell Marshall	91	1648 points	1991-94
18.1	Bob Staak	71	1288 points	1968-71
18.0	Caron Butler	63	1136 points	2000-02
17.9	Tony Hanson	111	1990 points	1973-77

## Most Field Goals Made

FG	Name	Games	Years
784	Tony Hanson	111	1973-77
728	Chris Smith	127	1988-92
705	Ray Allen	101	1993-96
691	Richard Hamilton	103	1996-99
665	Wes Bialosuknia	71	1964-67
657	Corny Thompson	114	1978-82
655*	Jalen Adams	124	2015-19
636	Mike McKay	114	1978-82
624	Cliff Robinson	109	1985-89
602	Jeff Adrien	133	2005-09
598	Donyell Marshall	91	1991-94
595	Shabazz Napier	143	2010-14
590	Ben Gordon	106	2001-04

\*61 games vacated; official NCAA total 276

## Most Free Throws Made

FT	Name	Games	Years
509	Shabazz Napier	143	2010-14
501	Kemba Walker	111	2008-11
496	Corny Thompson	114	1978-82
455	Ryan Boatright	128	2010-15
449	Jerome Dyson	113	2006-10
447	Chris Smith	127	1988-92
438	Earl Kelley	94	1982-86



## INDIVIDUAL CAREER RECORDS

<p><b>Assists Per Game (minimum 50 games played)</b></p> <table border="0"> <tr><td>7.3</td><td>Marcus Williams</td><td>70</td><td>2003-06</td><td>2.12</td><td>Rashad Anderson</td><td>130</td><td>2002-06</td></tr> <tr><td>5.5</td><td>Doron Sheffer</td><td>102</td><td>1993-96</td><td>2.09</td><td>Christian Vital</td><td>127</td><td>2016-20</td></tr> <tr><td>5.4</td><td>Taliek Brown</td><td>134</td><td>2000-04</td><td>1.97*</td><td>Rodney Purvis</td><td>102</td><td>2014-17</td></tr> <tr><td>5.3</td><td>Tate George</td><td>128</td><td>1986-90</td><td>1.91</td><td>Chris Smith</td><td>127</td><td>1988-92</td></tr> <tr><td>5.0</td><td>Kevin Ollie</td><td>124</td><td>1991-95</td><td colspan="4" style="text-align: center;">*33 games vacated; official NCAA total 1.79</td></tr> </table> <p><b>Most Assists</b></p> <table border="0"> <tr><td>722</td><td>Taliek Brown</td><td>134</td><td>2000-04</td><td>276</td><td>Rashad Anderson</td><td>130</td><td>2002-06</td></tr> <tr><td>677</td><td>Tate George</td><td>128</td><td>1986-90</td><td>265</td><td>Christian Vital</td><td>127</td><td>2016-20</td></tr> <tr><td>646</td><td>Shabazz Napier</td><td>143</td><td>2010-14</td><td>260</td><td>Shabazz Napier</td><td>143</td><td>2010-14</td></tr> <tr><td>619</td><td>Kevin Ollie</td><td>124</td><td>1991-95</td><td>246</td><td>Ben Gordon</td><td>106</td><td>2001-04</td></tr> <tr><td>559</td><td>Doron Sheffer</td><td>102</td><td>1993-96</td><td>242</td><td>Chris Smith</td><td>127</td><td>1988-92</td></tr> <tr><td>534</td><td>Karl Hobbs</td><td>113</td><td>1980-84</td><td>237</td><td>Richard Hamilton</td><td>103</td><td>1996-99</td></tr> <tr><td>511*</td><td>Jalen Adams</td><td>124</td><td>2015-19</td><td>233</td><td>Ray Allen</td><td>101</td><td>1993-96</td></tr> </table> <p>*61 games vacated; official NCAA total 180</p>	7.3	Marcus Williams	70	2003-06	2.12	Rashad Anderson	130	2002-06	5.5	Doron Sheffer	102	1993-96	2.09	Christian Vital	127	2016-20	5.4	Taliek Brown	134	2000-04	1.97*	Rodney Purvis	102	2014-17	5.3	Tate George	128	1986-90	1.91	Chris Smith	127	1988-92	5.0	Kevin Ollie	124	1991-95	*33 games vacated; official NCAA total 1.79				722	Taliek Brown	134	2000-04	276	Rashad Anderson	130	2002-06	677	Tate George	128	1986-90	265	Christian Vital	127	2016-20	646	Shabazz Napier	143	2010-14	260	Shabazz Napier	143	2010-14	619	Kevin Ollie	124	1991-95	246	Ben Gordon	106	2001-04	559	Doron Sheffer	102	1993-96	242	Chris Smith	127	1988-92	534	Karl Hobbs	113	1980-84	237	Richard Hamilton	103	1996-99	511*	Jalen Adams	124	2015-19	233	Ray Allen	101	1993-96	<p><b>Blocked Shots Per Game (min. 50 games played)</b></p> <table border="0"> <tr><td>4.3</td><td>Emeka Okafor</td><td>103</td><td>2001-04</td><td>740</td><td>Christian Vital</td><td>127</td><td>2016-20</td></tr> <tr><td>4.2</td><td>Hasheem Thabeet</td><td>100</td><td>2006-09</td><td>715</td><td>Rashad Anderson</td><td>130</td><td>2002-06</td></tr> <tr><td>2.8</td><td>Amida Brimah</td><td>133</td><td>2013-17</td><td>693</td><td>Shabazz Napier</td><td>143</td><td>2010-14</td></tr> <tr><td>2.7</td><td>Donyell Marshall</td><td>91</td><td>1991-94</td><td>627</td><td>Richard Hamilton</td><td>103</td><td>1996-99</td></tr> <tr><td>2.2</td><td>Josh Boone</td><td>103</td><td>2003-06</td><td>605</td><td>Chris Smith</td><td>127</td><td>1988-92</td></tr> </table> <p><b>Most Blocked Shots</b></p> <table border="0"> <tr><td>441</td><td>Emeka Okafor</td><td>103</td><td>2001-04</td><td>581</td><td>Ben Gordon</td><td>106</td><td>2001-04</td></tr> <tr><td>417</td><td>Hasheem Thabeet</td><td>100</td><td>2006-09</td><td>558*</td><td>Rodney Purvis</td><td>102</td><td>2014-17</td></tr> <tr><td>367</td><td>Amida Brimah</td><td>133</td><td>2013-17</td><td>550</td><td>Khalid El-Amin</td><td>108</td><td>1997-00</td></tr> <tr><td>245</td><td>Donyell Marshall</td><td>91</td><td>1991-94</td><td>524</td><td>Ryan Boatright</td><td>128</td><td>2011-15</td></tr> <tr><td>222</td><td>Josh Boone</td><td>103</td><td>2003-06</td><td>520</td><td>Ray Allen</td><td>101</td><td>1993-96</td></tr> <tr><td>193</td><td>Jake Voskuhl</td><td>138</td><td>1996-00</td><td colspan="4" style="text-align: center;">*33 games vacated; official NCAA total 332</td></tr> <tr><td>191</td><td>Hilton Armstrong</td><td>131</td><td>2002-06</td><td><b>Highest 3-Point FG Pct. (min. 100 3-pt. FGA)</b></td><td><b>3FG-FGA</b></td><td><b>Years</b></td><td></td></tr> <tr><td>179</td><td>Travis Knight</td><td>124</td><td>1992-96</td><td>44.8%</td><td>Ray Allen</td><td>(233-520)</td><td>1993-96</td></tr> <tr><td></td><td></td><td></td><td></td><td>42.3%</td><td>Ben Gordon</td><td>(246-581)</td><td>2001-04</td></tr> <tr><td></td><td></td><td></td><td></td><td>42.1%</td><td>Niels Giffey</td><td>(88-209)</td><td>2010-14</td></tr> <tr><td></td><td></td><td></td><td></td><td>41.1%</td><td>Albert Mouring</td><td>(177-430)</td><td>1997-01</td></tr> <tr><td></td><td></td><td></td><td></td><td>41.0%</td><td>Brian Fair</td><td>(194-473)</td><td>1991-95</td></tr> <tr><td></td><td></td><td></td><td></td><td>40.6%</td><td>Phil Gamble</td><td>(141-347)</td><td>1985-89</td></tr> </table>	4.3	Emeka Okafor	103	2001-04	740	Christian Vital	127	2016-20	4.2	Hasheem Thabeet	100	2006-09	715	Rashad Anderson	130	2002-06	2.8	Amida Brimah	133	2013-17	693	Shabazz Napier	143	2010-14	2.7	Donyell Marshall	91	1991-94	627	Richard Hamilton	103	1996-99	2.2	Josh Boone	103	2003-06	605	Chris Smith	127	1988-92	441	Emeka Okafor	103	2001-04	581	Ben Gordon	106	2001-04	417	Hasheem Thabeet	100	2006-09	558*	Rodney Purvis	102	2014-17	367	Amida Brimah	133	2013-17	550	Khalid El-Amin	108	1997-00	245	Donyell Marshall	91	1991-94	524	Ryan Boatright	128	2011-15	222	Josh Boone	103	2003-06	520	Ray Allen	101	1993-96	193	Jake Voskuhl	138	1996-00	*33 games vacated; official NCAA total 332				191	Hilton Armstrong	131	2002-06	<b>Highest 3-Point FG Pct. (min. 100 3-pt. FGA)</b>	<b>3FG-FGA</b>	<b>Years</b>		179	Travis Knight	124	1992-96	44.8%	Ray Allen	(233-520)	1993-96					42.3%	Ben Gordon	(246-581)	2001-04					42.1%	Niels Giffey	(88-209)	2010-14					41.1%	Albert Mouring	(177-430)	1997-01					41.0%	Brian Fair	(194-473)	1991-95					40.6%	Phil Gamble	(141-347)	1985-89	<p><b>Most 3-Point FG Made</b></p> <table border="0"> <tr><td>276</td><td>Rashad Anderson</td><td>130</td><td>2002-06</td></tr> <tr><td>265</td><td>Christian Vital</td><td>127</td><td>2016-20</td></tr> <tr><td>260</td><td>Shabazz Napier</td><td>143</td><td>2010-14</td></tr> <tr><td>246</td><td>Ben Gordon</td><td>106</td><td>2001-04</td></tr> <tr><td>242</td><td>Chris Smith</td><td>127</td><td>1988-92</td></tr> <tr><td>237</td><td>Richard Hamilton</td><td>103</td><td>1996-99</td></tr> <tr><td>233</td><td>Ray Allen</td><td>101</td><td>1993-96</td></tr> <tr><td>201*</td><td>Rodney Purvis</td><td>102</td><td>2014-17</td></tr> </table> <p>*33 games vacated; official NCAA total 124</p> <p><b>Most 3-Point FGA</b></p> <table border="0"> <tr><td>740</td><td>Christian Vital</td><td>127</td><td>2016-20</td></tr> <tr><td>715</td><td>Rashad Anderson</td><td>130</td><td>2002-06</td></tr> <tr><td>693</td><td>Shabazz Napier</td><td>143</td><td>2010-14</td></tr> <tr><td>627</td><td>Richard Hamilton</td><td>103</td><td>1996-99</td></tr> <tr><td>605</td><td>Chris Smith</td><td>127</td><td>1988-92</td></tr> <tr><td>581</td><td>Ben Gordon</td><td>106</td><td>2001-04</td></tr> <tr><td>558*</td><td>Rodney Purvis</td><td>102</td><td>2014-17</td></tr> <tr><td>550</td><td>Khalid El-Amin</td><td>108</td><td>1997-00</td></tr> <tr><td>524</td><td>Ryan Boatright</td><td>128</td><td>2011-15</td></tr> <tr><td>520</td><td>Ray Allen</td><td>101</td><td>1993-96</td></tr> </table>	276	Rashad Anderson	130	2002-06	265	Christian Vital	127	2016-20	260	Shabazz Napier	143	2010-14	246	Ben Gordon	106	2001-04	242	Chris Smith	127	1988-92	237	Richard Hamilton	103	1996-99	233	Ray Allen	101	1993-96	201*	Rodney Purvis	102	2014-17	740	Christian Vital	127	2016-20	715	Rashad Anderson	130	2002-06	693	Shabazz Napier	143	2010-14	627	Richard Hamilton	103	1996-99	605	Chris Smith	127	1988-92	581	Ben Gordon	106	2001-04	558*	Rodney Purvis	102	2014-17	550	Khalid El-Amin	108	1997-00	524	Ryan Boatright	128	2011-15	520	Ray Allen	101	1993-96
7.3	Marcus Williams	70	2003-06	2.12	Rashad Anderson	130	2002-06																																																																																																																																																																																																																																																																																																																			
5.5	Doron Sheffer	102	1993-96	2.09	Christian Vital	127	2016-20																																																																																																																																																																																																																																																																																																																			
5.4	Taliek Brown	134	2000-04	1.97*	Rodney Purvis	102	2014-17																																																																																																																																																																																																																																																																																																																			
5.3	Tate George	128	1986-90	1.91	Chris Smith	127	1988-92																																																																																																																																																																																																																																																																																																																			
5.0	Kevin Ollie	124	1991-95	*33 games vacated; official NCAA total 1.79																																																																																																																																																																																																																																																																																																																						
722	Taliek Brown	134	2000-04	276	Rashad Anderson	130	2002-06																																																																																																																																																																																																																																																																																																																			
677	Tate George	128	1986-90	265	Christian Vital	127	2016-20																																																																																																																																																																																																																																																																																																																			
646	Shabazz Napier	143	2010-14	260	Shabazz Napier	143	2010-14																																																																																																																																																																																																																																																																																																																			
619	Kevin Ollie	124	1991-95	246	Ben Gordon	106	2001-04																																																																																																																																																																																																																																																																																																																			
559	Doron Sheffer	102	1993-96	242	Chris Smith	127	1988-92																																																																																																																																																																																																																																																																																																																			
534	Karl Hobbs	113	1980-84	237	Richard Hamilton	103	1996-99																																																																																																																																																																																																																																																																																																																			
511*	Jalen Adams	124	2015-19	233	Ray Allen	101	1993-96																																																																																																																																																																																																																																																																																																																			
4.3	Emeka Okafor	103	2001-04	740	Christian Vital	127	2016-20																																																																																																																																																																																																																																																																																																																			
4.2	Hasheem Thabeet	100	2006-09	715	Rashad Anderson	130	2002-06																																																																																																																																																																																																																																																																																																																			
2.8	Amida Brimah	133	2013-17	693	Shabazz Napier	143	2010-14																																																																																																																																																																																																																																																																																																																			
2.7	Donyell Marshall	91	1991-94	627	Richard Hamilton	103	1996-99																																																																																																																																																																																																																																																																																																																			
2.2	Josh Boone	103	2003-06	605	Chris Smith	127	1988-92																																																																																																																																																																																																																																																																																																																			
441	Emeka Okafor	103	2001-04	581	Ben Gordon	106	2001-04																																																																																																																																																																																																																																																																																																																			
417	Hasheem Thabeet	100	2006-09	558*	Rodney Purvis	102	2014-17																																																																																																																																																																																																																																																																																																																			
367	Amida Brimah	133	2013-17	550	Khalid El-Amin	108	1997-00																																																																																																																																																																																																																																																																																																																			
245	Donyell Marshall	91	1991-94	524	Ryan Boatright	128	2011-15																																																																																																																																																																																																																																																																																																																			
222	Josh Boone	103	2003-06	520	Ray Allen	101	1993-96																																																																																																																																																																																																																																																																																																																			
193	Jake Voskuhl	138	1996-00	*33 games vacated; official NCAA total 332																																																																																																																																																																																																																																																																																																																						
191	Hilton Armstrong	131	2002-06	<b>Highest 3-Point FG Pct. (min. 100 3-pt. FGA)</b>	<b>3FG-FGA</b>	<b>Years</b>																																																																																																																																																																																																																																																																																																																				
179	Travis Knight	124	1992-96	44.8%	Ray Allen	(233-520)	1993-96																																																																																																																																																																																																																																																																																																																			
				42.3%	Ben Gordon	(246-581)	2001-04																																																																																																																																																																																																																																																																																																																			
				42.1%	Niels Giffey	(88-209)	2010-14																																																																																																																																																																																																																																																																																																																			
				41.1%	Albert Mouring	(177-430)	1997-01																																																																																																																																																																																																																																																																																																																			
				41.0%	Brian Fair	(194-473)	1991-95																																																																																																																																																																																																																																																																																																																			
				40.6%	Phil Gamble	(141-347)	1985-89																																																																																																																																																																																																																																																																																																																			
276	Rashad Anderson	130	2002-06																																																																																																																																																																																																																																																																																																																							
265	Christian Vital	127	2016-20																																																																																																																																																																																																																																																																																																																							
260	Shabazz Napier	143	2010-14																																																																																																																																																																																																																																																																																																																							
246	Ben Gordon	106	2001-04																																																																																																																																																																																																																																																																																																																							
242	Chris Smith	127	1988-92																																																																																																																																																																																																																																																																																																																							
237	Richard Hamilton	103	1996-99																																																																																																																																																																																																																																																																																																																							
233	Ray Allen	101	1993-96																																																																																																																																																																																																																																																																																																																							
201*	Rodney Purvis	102	2014-17																																																																																																																																																																																																																																																																																																																							
740	Christian Vital	127	2016-20																																																																																																																																																																																																																																																																																																																							
715	Rashad Anderson	130	2002-06																																																																																																																																																																																																																																																																																																																							
693	Shabazz Napier	143	2010-14																																																																																																																																																																																																																																																																																																																							
627	Richard Hamilton	103	1996-99																																																																																																																																																																																																																																																																																																																							
605	Chris Smith	127	1988-92																																																																																																																																																																																																																																																																																																																							
581	Ben Gordon	106	2001-04																																																																																																																																																																																																																																																																																																																							
558*	Rodney Purvis	102	2014-17																																																																																																																																																																																																																																																																																																																							
550	Khalid El-Amin	108	1997-00																																																																																																																																																																																																																																																																																																																							
524	Ryan Boatright	128	2011-15																																																																																																																																																																																																																																																																																																																							
520	Ray Allen	101	1993-96																																																																																																																																																																																																																																																																																																																							

### 1,000-POINT CLUB

**Members through 2018-19: 51**

**Least games to reach 1,000**

Wes Bialosuknia, 47

Bob Boyd, 53

Richard Hamilton, 55

**Most Games to reach 1,000**

Taliek Brown, 129

Rod Sellers, 118

**Most Pts. in the game reaching 1,000**

Tony Hanson, 32, at Maine, 1/17/76

**Least Pts. in the game reaching 1,000**

Mike McKay, 4, vs. Seton Hall, 1/10/81

**UConn record in games when a player reaches 1,000**

36-15 overall;

8-8 on the road;

21-5 at home;

7-2 neutral

**Reaching 1,000 by Class**

Seniors-- 26;

Juniors-- 19;

Sophomores-- 6

**Reaching 1,000 by Month**

November-1; December-11;

January-16; February-12; March-11

### MISCELLANEOUS INDIVIDUAL RECORDS AND STREAKS

#### Career Gms with Double Figure Points

Chris Smith (1988-92) 107

Cory Thompson (1978-82) 101

Richard Hamilton (1996-99) 94

Ryan Boatright (2011-15) 93

Shabazz Napier (2010-2014) 92

Ray Allen (1993-96) 91

Mike McKay (1978-82) 91

#### Consecutive Gms with Double Figure Points

Ray Allen (1993-96) 67

Caron Butler (2000-02) 49

Donyell Marshall (1991-94) 36

Ben Gordon (2001-04) 36

Tony Hanson (1973-77) 32

Richard Hamilton (1996-99) 30

#### Most 30-pt Gms in a Season

Kemba Walker 11, 2010-11

Wes Bialosuknia 9, 1966-67

Donyell Marshall 7, 1993-94

Tony Hanson 7, 1976-77

Richard Hamilton 6, 1997-98

Wes Bialosuknia 6, 1964-65

#### Most 30-pt Gms in a Career

Wes Bialosuknia (1964-67) 17

Richard Hamilton (1996-99) 12

Kemba Walker (2008-11) 11

Tony Hanson (1973-77) 9

#### Consecutive Gms with 20+ Points

Donyell Marshall 23, 1993-94

Wes Bialosuknia 16, 1966-67

Kemba Walker 11, 2010-11

#### Career Gms with 20+ Points as a Non-Starter

Rashad Anderson (2002-06) 11

Brian Fair (1991-95) 9

Ben Gordon (2001-04) 5

#### Career Gms with Double Figures as a Non-Starter

John Gwynn (1988-91) 55

Rashad Anderson (2002-06) 50

Brian Fair (1991-95) 35

Tony Robertson (1999-03) 29

Ray Allen (1993-96) 24

#### Consecutive Double Figure Gms as Non-Starter

Phil Gamble (1985-89) 11

Rashad Anderson (2002-06) 9

Ben Gordon (2001-04) 8

#### Career Double-Doubles

Art Quimby (1951-55) 65

Toby Kimball (1962-65) 63

Emeka Okafor (2001-04) 53

Cory Thompson (1978-82) 53

Bill Corley (1965-68) 53

#### Career Double-Double Average

Emeka Okafor (2001-04) 13.8p, 10.6r

Art Quimby (1951-55) 17.5p, 21.5r

Toby Kimball (1962-65) 18.4p, 17.9r

Bill Corley (1965-68) 16.9p, 13.7r

Ron Hrubala (1968-71) 13.1p, 11.1r

Al Cooper (1956-59) 11.9p, 10.6r

#### Consecutive Double-Doubles

Toby Kimball (1962-65) 38, 1963-65

### WINNINGEST FOUR-YEAR SPANS IN UCONN BASKETBALL HISTORY

Years	Four-Year Seniors	Record
1995-96 through 1998-99	Ricky Moore, Rashamel Jones, Antric Klaiber	114-24
1997-98 through 2000-01	Albert Mouring, Souleymane Wane	111-29
2002-03 through 2005-06	Rashad Anderson, Hilton Armstrong, Denham Brown	109-28
1996-97 through 1999-00	Kevin Freeman, Jake Voskuhl	109-32
1993-94 through 1996-97	Kirk King	107-28
2007-08 through 2010-11	Donnell Beverly	105-39
2010-11 through 2013-14	Shabazz Napier, Niels Giffey, Tyler Olander	104-41
2000-01 through 2003-04	Taliek Brown, Shamon Tooles	103-35
1992-93 through 1995-96	Travis Knight, Eric Hayward, Rudy Johnson	102-25
2005-06 through 2008-09	Jeff Adrien, Craig Austrie	102-32

## ALL-TIME 1,000-POINT SCORERS

- 1.) CHRIS SMITH (4 years, 1988-92), 2,145 pts.**  
Reached 1,000 pts in 70th career game on 12/6/90 at North Carolina (L, 79-64, 21 pts)  
Reached 2,000 pts in 120th game on 2/22/92 vs. Providence at Gampel Pavilion (W, 94-73, 32 pts)
- 2.) RICHARD HAMILTON (3 years, 1996-99), 2,036 pts.**  
Reached 1,000 pts in 55th career game on 2/2/98 vs. Villanova at HCC (W, 80-65, 29 pts)  
Reached 2,000 pts in 102nd game on 3/27/99 vs. Ohio State in Tampa, FL (W, 64-58, 24 pts)
- 3.) TONY HANSON (4 years, 1973-77), 1,990 pts.**  
Reached 1,000 pts in 67th career game on 1/17/76 at Maine (W, 83-69, 32 pts)
- 4.) SHABAZZ NAPIER (4 years, 2010-14) 1,959 pts.**  
Reached 1,000 pts in 89th career game on 1/8/13 vs. DePaul at GP (W, 99-78, 16 pts)
- 5.) RAY ALLEN (3 years, 1993-96), 1,922 pts.**  
Reached 1,000 pts in 62nd career game on 3/12/95 vs. Villanova at BET (L, 94-78, 21 pts)
- 6.) CORNY THOMPSON (4 years, 1978-82), 1,810 pts.**  
Reached 1,000 pts in 59th career game on 12/6/80 at Yale (W, 65-53, 17 pts)
- 7.) BEN GORDON (3 years, 2001-04), 1,795 pts.**  
Reached 1,000 pts in 63rd career game on 3/14/03 vs. Syracuse at BET (W, 80-67, 12 pts)
- 8.) RYAN BOATRIGHT (4 years, 2011-15), 1,786 pts.**  
Reached 1,000 pts. in 79th career game on 2/15/14 vs. Memphis at XL (W, 86-81 ot, 21 pts)
- 9.) KEMBA WALKER (3 years, 2008-11), 1,783 pts.**  
Reached 1,000 pts in 77th career game on 12/3/10 vs. UMBC at XL (W, 94-61, 24 pts)
- 10.) CHRISTIAN VITAL (4 years, 2016-20), 1,735 pts.**  
Reached 1,000 pts in 82nd career game on 1/19/19 vs. Tulane at GP (W, 87-71, 18 pts)
- 11.) JALEN ADAMS (4 years, 2015-19), 1,706 pts.\***  
Reached 1,000 pts in 83rd career game on 1/10/18 vs. UCF at GP (W, 62-53, 13 pts)
- 12.) WES BIALOSUKNIA (3 years, 1964-67), 1,673 pts.**  
Reached 1,000 pts in 47th career game on 3/4/66 vs. Rhode Island (L, 67-62, 14 pts)
- 13.) CLIFF ROBINSON (4 years, 1985-89), 1,664 pts.**  
Reached 1,000 pts in 76th career game on 3/25/88 vs. Va. Commonwealth (W, 72-61, 17 pts)
- 14.) KHALID EL-AMIN (3 years, 1997-00), 1,650 pts.**  
Reached 1,000 pts in 67th career game on 3/6/99 vs. St. John's at BET (W, 82-63, 15 pts)
- 15.) DONYELL MARSHALL (3 years, 1991-94), 1,648 pts.**  
Reached 1,000 pts in 66th career game on 12/29/93 vs. Ohio Univ. in Hilo, HI (L, 85-76, 22 pts)
- 16.) MIKE MCKAY (4 years, 1978-82), 1,633 pts.**  
Reached 1,000 pts in 67th career game on 1/10/81 vs. Seton Hall (W, 57-47, 4 pts)
- 17.) JEROME DYSON (4 years, 2006-10), 1,630 pts.**  
Reached 1,000 pts in 75th career game on 1/28/09 at DePaul (W, 71-49, 18 pts)
- 18.) JEFF ADRIEN (4 years, 2005-09), 1,603 pts.**  
Reached 1,000 pts in 91st career game on 2/23/08 at Villanova (L, 67-65, 15 pts)
- 19.) EARL KELLEY (4 years, 1982-86), 1,592 pts.**  
Reached 1,000 pts in 63rd career game on 2/2/85 at St. John's (L, 97-64, 21 pts)
- 20.) SCOTT BURRELL (4 years, 1989-93), 1,562 pts.**  
Reached 1,000 pts in 85th career game on 2/19/92 at Georgetown (L, 60-58, 9 pts)
- 21.) KEVIN FREEMAN (4 years, 1996-00), 1,476 pts.**  
Reached 1,000 pts in 94th career game on 3/4/99 vs. Seton Hall in BET (W, 57-56, 22 pts)
- 22.) RASHAD ANDERSON (4 years, 2002-06), 1,432 pts.**  
Reached 1,000 pts in 97th career game on 11/18/05 at Pepperdine (W, 75-56, 9 pts)
- 23.) EMEKA OKAFOR (3 years, 2001-04), 1,426 pts.**  
Reached 1,000 pts in 79th career game on 1/6/04 at Rutgers (W, 75-74, 21 pts)
- 24.) ART QUIMBY (4 years, 1951-55), 1,398 pts.**  
Reached 1,000 pts in 62nd career game on 12/27/54 vs. Harvard (W, 98-60, 12 pts)
- 25.) PHIL GAMBLE (4 years, 1985-89), 1,371 pts.**  
Reached 1,000 pts in 81st career game on 12/5/88 vs. Marist (W, 93-71, 15 pts)
- 26.) TOBY KIMBALL (3 years, 1962-65), 1,361 pts.**  
Reached 1,000 pts in 56th career game on 12/15/64 vs. Massachusetts (W, 77-67, 11 pts)
- 27.) AL WESTON (4 years, 1972-76), 1,342 pts.**  
Reached 1,000 pts in 76th career game on 1/27/76 vs. BC at HCC (L, 94-83, 19 pts)
- 28.) JOEY WHELTON (4 years, 1974-78), 1,337 pts.**  
Reached 1,000 pts in 83rd career game on 12/3/77 vs. Yale (L, 73-57, 18 pts)
- 29.) DORON SHEFFER (3 years, 1993-96), 1,329 pts.**  
Reached 1,000 pts in 82nd career game on 1/13/96 at Providence (W, 83-74, 15 pts)
- 30.) RODNEY PURVIS (3 years, 2014-2017), 1,301 points \*\***  
**(does not include 292 points scored as a freshman at North Carolina State in 2012-13)**  
Reached 1,000 pts in 82nd career game on 12/31/16 at Tulsa (L, 61-50 ot, 12 pts)
- 31.) BOB STAAK (3 years, 1968-71), 1,288 pts.**  
Reached 1,000 pts in 58th career game on 1/27/71 at Fairfield (L, 88-72, 25 pts)
- 32.) A.J. PRICE (3 years, 2006-09), 1,284 pts.**  
Reached 1,000 pts in 84th career game on 1/31/09 vs. Providence at GP (W, 94-61, 19 pts)
- 33.) VINCENT YOKABASKAS (3 years, 1949-52), 1,275 pts.**  
Reached 1,000 pts in 62nd career game on 12/29/51 vs. Puerto Rico (W, 88-54, 29 pts)
- 34.) DENHAM BROWN (4 years, 2002-06), 1,267 pts.**  
Reached 1,000 pts in 109th career game on 12/2/05 vs. Tx Sou. at GP (W, 113-49, 15 pts)
- 35.) TATE GEORGE (4 years, 1986-90), 1,247 pts.**  
Reached 1,000 pts in 109th career game on 1/20/90 vs. Georgetown at HCC (W, 70-65, 11 pts)
- 36.) STANLEY ROBINSON (4 years, 2006-10), 1,231 pts.**  
Reached 1,000 pts in 108th career game on 1/13/10 vs. Pittsburgh at XL Ctr (L, 68-63, 19 pts)
- 37.) BILL CORLEY (3 years, 1965-68), 1,219 pts.**  
Reached 1,000 pts in 61st career game on 1/27/68 at Syracuse (W, 89-84, 25 pts)
- 38.) ALBERT MOURING (4 years, 1997-01), 1,214 pts.**  
Reached 1,000 pts in 99th career game on 1/15/01 at Texas (L, 60-56, 10 pts)
- 39.) DONNY MARSHALL (4 years, 1991-95), 1,197 pts.**  
Reached 1,000 pts in 110th career game on 2/14/95 at Georgetown (W, 91-85, 10 pts)
- 40.) TONY ROBERTSON (4 years, 1999-03), 1,160 pts.**  
Reached 1,000 pts in 115th career game on 1/27/03 at St. John's at MSG (W, 74-68, 7 pts)
- 41.) ROD SELLERS (4 years, 1988-92), 1,143 pts.**  
Reached 1,000 pts in 118th career game on 2/3/92 at Syracuse (L, 84-83, 15 pts)
- 42.) CARON BUTLER (2 years, 2000-02), 1,136 pts.**  
Reached 1,000 pts in 58th career game on 3/8/02 vs. Notre Dame at BET (W, 82-77, 20 pts)
- 43.) BRIAN FAIR (4 years, 1991-95), 1,130 pts.**  
Reached 1,000 pts in 111th career game on 2/6/95 vs. Pittsburgh at GP (W, 90-61, 15 pts)
- 44.) BOB BOYD (3 years, 1968-71), 1,122 pts.**  
Reached 1,000 pts in 53rd career game on 2/15/71 vs. Holy Cross (L, 103-78, 17 pts)
- 45.) JACK ROSE (3 years, 1957-60), 1,116 pts.**  
Reached 1,000 pts in 70th career game on 2/16/60 vs. Massachusetts (W, 71-49, 18 pts)
- 46.) JIM ABROMAITIS (4 years, 1975-80), 1,084 pts.**  
Reached 1,000 pts in 105th career game on 2/13/80 vs. Boston U. (W, 72-65, 13 pts)
- 47.) JEREMY LAMB (2 years, 2010-12), 1,060 pts.**  
Reached 1,000 pts. in 72nd career game on 3/6/12 vs. DePaul (W, 81-67, 25 pts.)
- 48.) TALIEK BROWN (4 years, 2000-04), 1,039 pts.**  
Reached 1,000 pts in 129th career game on 3/18/04 vs. Vermont in Buffalo (W, 70-53, 14 pts)
- 49.) HASHEEM THABEET (3 years, 2006-09), 1,028 pts.**  
Reached 1,000 pts in 98th career game on 3/26/09 vs. Purdue (W, 72-60, 15 pts)
- 50.) CAL CHAPMAN (3 years, 1971-74), 1,023 pts.**  
Reached 1,000 pts in 74th career game on 2/26/74 vs. Boston College (W, 77-69, 12 pts)
- 51.) TIM COLES (4 years, 1982-86), 1,016 pts.**  
Reached 1,000 pts in 109th career game on 3/1/86 vs. Syracuse at HCC (L, 75-68, 15 pts)

\* -- 61 games vacated; official NCAA total 709 points

\*\* -- 33 games vacated; official NCAA total 845 points (at UConn), 1,137 (career)

## TEAM SINGLE SEASON RECORDS

**Most Wins**

34	1998-99	34-2
33	2003-04	33-6
32	1997-98	32-5
32	2010-11	32-9
32	2013-14	32-8
31	2008-09	31-5
31	1989-90	31-6
30	2005-06	30-4
30	1995-96	30-2

**Best Winning Percentage**

94.4%	34-2	1998-99
93.8%	30-2	1995-96
88.9%	16-2	1946-47
88.5%	23-3	1953-54
88.5%	23-3	1964-65

**Most Losses**

19	1986-87	9-19
19	1968-69	5-19

**Fewest Losses**

2	1998-99	34-2
2	1946-47	16-2
2	1940-41	14-2

**Most Points**

3073	2003-04	39 games
2967	2010-11	41 games
2926	1989-90	37 games
2890	1995-96	35 games
2888	1993-94	34 games
2873	2013-14	40 games
2837	1994-95	33 games

**Most Games**

41	2010-11
40	2013-14
39	2003-04
37	1997-98
37	1989-90

**Most Field Goals**

1154	2003-04	39 games
1061	1995-96	35 games
1058	1989-90	37 games
1053	2010-11	41 games
1045	1993-94	34 games

**Most Free Throws**

662	2008-09	36 games
652	2007-08	33 games
644	2013-14	40 games
635	1998-99	36 games
627	2010-11	41 games

**Highest Team Field Goal Pct.**

51.6%	1980-81	(765-1483)
49.9%	1981-82	(734-1472)
49.5%	1993-94	(1045-2111)
49.5%	1979-80	(830-1676)
48.3%	2001-02	(972-2012)
48.3%	1984-85	(804-1664)

**Highest Team Free Throw Pct.**

*79.3%	2015-16	(488-615)
*78.2%	1980-81	(487-623)
77.7%	2013-14	(644-829)
76.3%	2010-11	(627-822)
74.5%	1994-95	(556-746)
74.5%	2017-18	(442-593)
74.3%	2012-13	(451-607)

\*NCAA National Leader

**Highest Scoring Average**

90.1	1954-55	2252 pts, 25 gms
*87.3	1956-57	2183 pts, 25 gms
86.0	1994-95	2837 pts, 33 gms
85.1	1965-66	2042 pts, 24 gms
85.1	1964-65	2212 pts, 26 gms
*NCAA National Leader		

**Lowest Opp. Scoring Average**

48.9	1948-49	1223 pts, 25 gms
55.6	1950-51	1391 pts, 25 gms

**Highest Scoring Margin**

+18.6	1964-65	85.1-66.5
+17.9	1995-96	82.6-64.7
+16.7	1954-55	90.1-73.4
+16.3	1993-94	84.9-68.6
+16.0	1998-99	77.3-61.3

**3-Point Field Goals Made#**

287	2013-14	40 games
258	1995-96	35 games
255	2015-16	36 games
252	2018-19	33 games
249	2003-04	39 games
234	2010-11	41 games
227	1994-95	33 games
226	2014-15	35 games
223	2016-17	33 games
220	1997-98	37 games

# - 3-Pt. FG established in 1986-87

**3-Point Field Goal Attempts#**

741	2013-14	40 games
732	2018-19	33 games
711	2010-11	41 games
699	2015-16	36 games
667	2019-20	31 games
659	2017-18	32 games
637	2914-15	35 games
633	1995-96	35 games
628	2016-17	33 games
619	2003-04	39 games
616	1997-98	37 games

# - 3-Pt. FG established in 1986-87

**3-Point Field Goal Pct.**

40.8%	1995-96	35 games
40.6%	1987-88	34 games
40.2%	2003-04	39 games
39.4%	2001-02	34 games
38.7%	2013-14	40 games
38.6%	2002-03	33 games
38.6%	1999-00	35 games
38.6%	1994-95	33 games

**Assists**

681	2003-04	39 games
659	1995-96	35 games
632	1994-95	33 games
628	1993-94	34 games
599	1989-90	37 games

**Steals**

484	1989-90	37 games
326	1990-91	31 games
314	1997-98	37 games
296	1993-94	34 games
287	1998-99	36 games

**Blocked Shots**

315*	2003-04	39 games
298*	2005-06	34 games

285*	2007-08	33 games
280*	2008-09	36 games
275*	2004-05	31 games
264*	2006-07	31 games
260	2009-10	34 games
253*	2002-03	33 games
236*	2001-02	34 games

\*-- NCAA National Leader

### All-Time Connecticut Basketball Records and Streaks

**Overtime Record (since 1956-57)**

114 games..... 62-52 (.544)

**Longest Winning Streak**

23 games ..... 1995-96  
19 games ..... 1998-99

**Most Wins to Begin a Season**

19 games ..... 1998-99  
15 games ..... 1994-95  
14 games ..... 1953-54  
11 games ..... 2008-09, 2006-07, 2005-06, 1991-92, 1980-81

**Most Wins to Begin League Play**

14 games ..... 1995-96  
13 games ..... 1994-95  
11 games ..... 1998-99  
9 games ..... 1993-94

**Longest Losing Streak**

10 games ..... 1968-69  
10 games ..... 1917-18 through 1918-19

**Longest Home Winning Streak**

31 games ..... 2004-07  
26 games ..... 1985-89

**Longest XL (Hartford Civic) Center Winning Streak**

33 games ..... 1993-94 through 1996-97

**Longest Gampel Pavilion Winning Streak**

22 games ..... 2008-09 through 2009-10

**Longest Home Losing Streak**

6 games ..... 1971-72 through 1972-73

**Longest Road Winning Streak**

13 games ..... 1997-98 through 1998-99  
9 games ..... 2008-09  
9 games ..... 1995-96  
9 games ..... 1952-53 through 1953-54

**Longest Road Losing Streak (Since 1949-50)**

13 games ..... 1967-68 through 1968-69

**Record at Storrs Field House (1954-90)**

367 games..... 282-85

**Record at Harry A. Gampel Pavilion (1990-Present)**

242 games (against college opposition) ..... 202-40  
262 games (overall, includes exhibitions) ..... 221-41

**Record at XL (Hartford Civic) Center**

379 games (against college opposition).....276-103  
409 games (overall, includes exhibitions) .....305-104

**Record at Webster Bank Arena (Bridgeport)**

2 games ..... 2-0

**Record at New Haven Coliseum**

27 games (11-8 as home team, 8-0 as away team) ..... 19-8



# INDIVIDUAL SINGLE SEASON RECORDS

## Most Points in One Season

### 600-Point Club

	Season	Games	FG	FT	Pts.
Kemba Walker	2010-11	41	316 (75)	258	965
Donyell Marshall	1993-94	34	307 (41)	200	855
Ray Allen	1995-96	35	292 (115)	119	818
Richard Hamilton	1997-98	37	270 (99)	156	795
Richard Hamilton	1998-99	34	247 (68)	170	732
Ben Gordon	2003-04	39	239 (104)	141	723
Shabazz Napier	2013-14	40	213 (87)	207	720
Tony Hanson	1976-77	27	253	196	702
Caron Butler	2001-02	34	253 (30)	155	691
Ray Allen	1994-95	32	255 (85)	80	675
Wes Bialosuknia	1966-67	24	257	159	673
Ben Gordon	2002-03	33	211 (80)	143	645
Chris Smith	1991-92	30	202 (81)	152	637
Emeka Okafor	2003-04	36	261	113	635
Chris Smith	1989-90	37	207 (75)	146	635
Cliff Robinson	1988-89	31	235 (4)	145	619
Jeremy Lamb	2011-12	34	217 (71)	98	603
Cliff Robinson	1987-88	34	222 (0)	156	600

Number in parenthesis next to field goals represents number of three-point field goals.

### Highest Scoring Average

	Games	Points	Season
28.0	Wes Bialosuknia	24	673 1966-67
26.0	Tony Hanson	27	702 1976-77
25.1	Donyell Marshall	34	855 1993-94
23.5	Kemba Walker	41	965 2010-11
23.4	Ray Allen	35	818 1995-96
23.4	Bob Boyd	22	515 1969-70
23.2	Art Quimby	25	581 1954-55
21.7	Walt Drogo	15	325 1942-43
21.5	Richard Hamilton	37	795 1997-98
21.5	Richard Hamilton	34	732 1998-99
21.3	Wes Bialosuknia	23	490 1964-65
21.3	Wes Bialosuknia	24	510 1965-66
21.2	Chris Smith	30	637 1991-92
21.1	Ray Allen	32	675 1994-95
21.1	Bill Corley	24	506 1967-68
21.0	Walt Drogo	8	168 1945-46
20.9	Bob Staak	24	502 1970-71
20.3	Caron Butler	34	691 2001-02
20.1	Toby Kimball	27	544 1963-64
20.0	Cliff Robinson	31	619 1988-89

### Most points as a Senior

	Games	Season
720	Shabazz Napier	40 2013-14
702	Tony Hanson	27 1976-77
673	Wes Bialosuknia	24 1966-67
637	Chris Smith	30 1991-92
619	Cliff Robinson	31 1988-89
592	Ryan Boatright	34 2014-15
586	Jerome Dyson	34 2009-10
581	Art Quimby	25 1954-55
560	Doron Sheffer	35 1995-96
515	AJ Price	35 2008-09

### Most Points as a Junior

	Games	Season
965	Kemba Walker	41 2010-11
855	Donyell Marshall	34 1993-94
818	Ray Allen	35 1995-96
732	Richard Hamilton	34 1998-99
723	Ben Gordon	39 2003-04
635	Emeka Okafor	36 2003-04
600	Cliff Robinson	34 1987-88
585	Chris Smith	31 1990-91
560	Khalid El-Amin	35 1999-00
554	Tony Hanson	29 1975-76

### Most Points as a Sophomore

	Games	Season
795	Richard Hamilton	37 1997-98
691	Caron Butler	34 2001-02
675	Ray Allen	32 1994-95
645	Ben Gordon	33 2002-03
635	Chris Smith	37 1989-90
603	Jeremy Lamb	34 2011-12
524	Emeka Okafor	33 2002-03
503	Rudy Gay	33 2005-06
497	Khalid El-Amin	36 1998-99
497	Kemba Walker	34 2009-10

### Most Points as a Freshman

	Games	Season
593	Khalid El-Amin	37 1997-98
538	Cory Thompson	29 1978-79
509	Richard Hamilton	32 1996-97
457	Jeremy Lamb	41 2010-11
451	Earl Kelley	27 1982-83
445	Caron Butler	29 2000-01
444	Mike McKay	28 1978-79
429	Ray Allen	34 1993-94
429	Nadav Henefeld	37 1989-90
429	Jerome Dyson	31 2006-07

### Most Field Goals Made

	Games	Season
316	Kemba Walker	41 2010-11
307	Donyell Marshall	34 1993-94
292	Ray Allen	35 1995-96
270	Richard Hamilton	37 1997-98
261	Emeka Okafor	36 2003-04
257	Wes Bialosuknia	24 1966-67
255	Ray Allen	32 1994-95
253	Caron Butler	34 2001-02
253	Tony Hanson	27 1976-77
247	Richard Hamilton	34 1998-99
239	Ben Gordon	39 2003-04

### Most Field Goal Attempts

	Season
739	Kemba Walker 2010-11
618	Ray Allen 1995-96
614	Richard Hamilton 1997-98
600	Donyell Marshall 1993-94
590	Wes Bialosuknia 1966-67
557	Richard Hamilton 1998-99
551	Ben Gordon 2003-04

### Highest Field Goal % (min. 50 FGA)

	FG-FGA	Season
67.4%	Amida Brimah (126-187)	2014-15
66.3%	Amida Brimah (67-101)	2015-16
64.0%	Hasheem Thabeet (178-278)	2008-09
64.0%	Amida Brimah (64-100)	2013-14
63.1%	Chuck Aleksinas (154-244)	1980-81
61.0%	Jeff Adrien (83-136)	2005-06
60.9%	Josh Boone (148-243)	2004-05
60.7%	John Carliton (111-183)	2018-19

### Most Free Throws

	Games	Season
258	Kemba Walker	41 2010-11
207	Shabazz Napier	40 2013-14
200	Donyell Marshall	34 1993-94
196	Tony Hanson	29 1976-77
170	Richard Hamilton	34 1998-99
159	Wes Bialosuknia	24 1966-67
158	Cory Thompson	29 1978-79
156	Jerome Dyson	34 2009-10
156	Richard Hamilton	37 1997-98
156	Cliff Robinson	34 1987-88
156	Vincent Yokabaskas	27 1951-52

### Free Throws Attempted

	Season
315	Kemba Walker 2010-11
266	Donyell Marshall 1993-94
259	Tony Hanson 1976-77
248	Art Quimby 1954-55
242	Vincent Yokabaskas 1951-52
238	Cliff Robinson 1987-88
238	Shabazz Napier 2013-14

### Highest Free Throw%

	FT-FTA	Season
95.1%	Doug Wiggins (39-41)	2007-08
91.5%	Bobby Dulin (43-47)	1980-81
89.9%	Christian Vital (133-148)	2019-20
89.9%	Joe Whelton (62-69)	1974-75
89.2%	Craig Austrie (74-83)	2007-08
89.2%	Khalid El-Amin (107-120)	1999-00
88.9%	Albert Mouring (104-117)	2000-01
88.9%	Al Weston (56-63)	1972-73

### Minimum of 40 attempts

### Most Rebounds

Reb.	Name	Games	Season
*611	Art Quimby	25	1954-55
*588	Art Quimby	26	1953-54
*483	Toby Kimball	23	1964-65
466	Toby Kimball	27	1963-64
430	Art Quimby	21	1952-53
415	Emeka Okafor	36	2003-04
402	John Thomas	29	1975-76

391	Burr Carlson	27	1951-52
388	Hasheem Thabeet	36	2008-09
375	Toby Kimball	24	1962-63
370	Emeka Okafor	33	2002-03
365	Bill Corley	24	1967-68
358	Jeff Adrien	36	2008-09

\*NCAA National Leader

### Highest Rebound Average

	Games	Reb.	Season
24.4	Art Quimby	25	611 1954-55
*22.6	Art Quimby	26	588 1953-54
*21.0	Toby Kimball	23	483 1964-65
20.5	Art Quimby	21	430 1952-53
17.3	Toby Kimball	27	466 1963-64
15.6	Toby Kimball	24	375 1962-63
15.2	Bill Corley	24	365 1967-68
14.5	Burr Carlson	27	391 1951-52
14.0	Bill Corley	24	336 1965-66
13.9	John Thomas	29	402 1975-76
12.0	Ed Martin	23	277 1958-59
11.9	Bill Corley	24	285 1966-67
11.8	Al Cooper	25	294 1956-57
11.7	Ron Hrubala	23	269 1969-70
11.5	Emeka Okafor	36	415 2003-04
11.5	Walt Griffin	25	288 1959-60
11.0	Emeka Okafor	33	370 2002-03
11.0	Al Cooper	27	297 1957-58

\*NCAA National Leader

### Most Double-Doubles

Emeka Okafor	24	2003-04
Toby Kimball	23	1964-65
Toby Kimball	23	1963-64
Art Quimby	23	1954-55
Art Quimby	23	1953-54
Bill Corley	22	1967-68
Tony Hanson	20	1976-77

### Most Assists

	Games	Season
253	Taliek Brown	39 2003-04
243	Marcus Williams	31 2004-05
212	Doron Sheffer	35 1995-96
212	Kevin Ollie	33 1994-95
209	Kevin Ollie	34 1993-94
198	Marcus Williams	23 2005-06
198	Shabazz Napier	34 2011-12
195	Shabazz Napier	40 2013-14
195*	Jalen Adams	32 2016-17
192	A.J. Price	33 2007-08

\*32 games vacated; official NCAA total 0

### Most Assists Per Game

	Games	Season
8.6	Marcus Williams	23 2005-06
7.8	Marcus Williams	31 2004-05
6.5	Taliek Brown	39 2003-04
6.4	Kevin Ollie	33 1994-95
6.1	Doron Sheffer	35 1995-96
6.1	Kevin Ollie	34 1993-94
6.1*	Jalen Adams	32 2016-17

\*32 games vacated; official NCAA total 0.0

### Most Blocked Shots

	Games	Season
*156	Emeka Okafor	33 2002-03
152	Hasheem Thabeet	36 2008-09
147	Hasheem Thabeet	33 2007-08
*147	Emeka Okafor	36 2003-04
138	Emeka Okafor	34 2001-02
121	Amida Brimah	35 2014-15
118	Hasheem Thabeet	31 2006-07
111	Donyell Marshall	34 1993-94
107	Hilton Armstrong	34 2005-06
92	Andre Drummond	34 2011-12
92	Amida Brimah	40 2013-14

\*NCAA National Leader

### Most Blocked Shots Per Game

	Games	Season
4.7	Emeka Okafor	33 2002-03
4.5	Hasheem Thabeet	33 2007-08
4.2	Hasheem Thabeet	36 2008-09
4.1	Emeka Okafor	36 2003-04
4.1	Emeka Okafor	34 2001-02
3.8	Hasheem Thabeet	31 2006-07
3.5	Amida Brimah	35 2014-15
3.3	Donyell Marshall	34 1993-94
3.1	Hilton Armstrong	34 2005-06

### Most Steals

	Games	Season
138	Nadav Henefeld	37 1989-90
112	Scott Burrell	31 1990-91
83	Bobby Dulin	29 1979-80
79	Doron Sheffer	34 1993-94
78	Christian Vital	31 2019-20
77	Kemba Walker	41 2010-11
75	Scott Burrell	30 1991-92
74	Tate George	37 1989-90
73	Shabazz Napier	40 2013-14
71	Caron Butler	34 2001-02

# INDIVIDUAL SINGLE SEASON RECORDS

Most Steals Per Game	Games	Season
3.7	37	1989-90
3.6	31	1990-91
2.9	29	1979-80
2.5	30	1991-92
2.5	31	2019-20
2.3	34	1993-94

3-Point Field Goals Made	Games	Season
115	35	1995-96
104	39	2003-04
99	37	1997-98
95	35	1995-96
88	34	2005-06
87	39	2003-04
87	40	2013-14
86	35	2014-15
86	35	1999-00
85	32	1994-95

3-Point Field Goals Made Per Game	Games	Season
3.30	35	1995-96
2.71	35	1995-96
2.70	30	1991-92
2.68	37	1997-98
2.67	39	2003-04

3-Point FG Attempts	Season
247	1995-96
245	1997-98
240	2003-04
234	1995-96
227	2010-11
226*	2016-17
222	1997-98

\*33 games vacated; official NCAA total 0

3-Point Field Goal Percentage	Season
48.3	1995-96
47.8	1999-00
46.6	1995-96
45.3	1994-95
44.5	1994-95
43.6	2001-02
43.3	2003-04
42.0	1991-92

Most Games in a Row With At Least One Successful 3-Pt FG	Season
42	1995-96
23	2014-15
23	1991-92
23	1987-88

Most Double Figure Games as a Non-Starter	Season
24	1993-94
24	2005-06
24	1989-90
20	2001-02

Minutes Played	Season
1543	2010-11
1404	2013-14
1346	2003-04
1266	2011-12
1264	2013-14
1245	2008-09
1223	2001-02
1221	1989-90

Minutes Played- Average	Games	Min.	Year
38.1*	30	1144	2017-18
37.6	41	1543	2010-11
37.2	28	1043	2012-13
37.2	34	1266	2011-12
37.0	26	962	1986-87
36.9**	33	1217	2016-17
36.5	31	1130	1990-91
36.3	30	1090	1991-92
36.3	30	1089	2012-13
36.3	21	763	1985-86
36.2	27	977	1981-82
36.0	34	1223	2001-02
35.8	35	1216	2014-15
35.8	28	1001	1981-82
35.5***	32	1137	2016-17
35.3	34	1199	2009-10
35.3	30	1059	1991-92
35.1	40	1404	2013-14

\* 29 games vacated; official NCAA total 1 game, 40 minutes (40.0)  
 \*\* 33 games vacated; official NCAA total 0 games  
 \*\*\* 32 games vacated; official NCAA total 0 games

# INDIVIDUAL SINGLE SEASON STATISTICAL CATEGORY LEADERS

## SCORING

Year	Name	Ht.	Cl.	Pts.	Avg.
48-49	Pete Lind	6-6	Jr.	243	9.7
49-50	Vincent Yokabaskas	6-2	So.	417	16.7
50-51	Vincent Yokabaskas	6-2	Jr.	404	15.5
51-52	Vincent Yokabaskas	6-2	Sr.	454	16.8
52-53	Art Quimby	6-5	So.	350	16.7
53-54	Art Quimby	6-5	Jr.	423	16.3
54-55	Art Quimby	6-5	Sr.	581	23.2
55-56	Gordon Ruddy	6-1	Sr.	449	16.6
56-57	Bob Osborne	5-11	Sr.	389	15.6
57-58	Jack Rose	5-11	So.	350	13.0
58-59	Jack Rose	5-11	Jr.	383	16.0
59-60	John Pipczynski	6-5	Sr.	394	15.2
60-61	Lenny Carlson	6-0	Jr.	323	13.5
61-62	Lenny Carlson	6-0	Sr.	363	15.1
62-63	Toby Kimball	6-7	So.	362	15.1
63-64	Toby Kimball	6-8	Jr.	544	20.1
64-65	Wes Bialosuknia	6-2	So.	490	21.3
65-66	Wes Bialosuknia	6-2	Jr.	510	21.3
66-67	Wes Bialosuknia	6-2	Sr.	673	28.0
67-68	Bill Corley	6-7	Sr.	506	21.1
68-69	Bob Staak	6-4	So.	408	17.0
69-70	Bob Boyd	5-11	Jr.	515	23.4
70-71	Bob Staak	6-4	So.	502	20.9
71-72	Gary Custick	6-7	So.	458	18.3
72-73	Jimmy Foster	6-1	Jr.	251	15.7
73-74	Jimmy Foster	6-1	Sr.	439	16.3
74-75	Tony Hanson	6-5	So.	467	16.7
75-76	Tony Hanson	6-5	Jr.	554	19.1
76-77	Tony Hanson	6-5	Sr.	702	26.0
77-78	Joe Whelton	6-0	Sr.	383	15.3
78-79	Corny Thompson	6-8	Fr.	538	18.6
79-80	Mike McKay	6-5	So.	484	16.7
80-81	Corny Thompson	6-8	Jr.	435	15.0
81-82	Mike McKay	6-5	Sr.	401	14.3
82-83	Earl Kelley	6-1	Fr.	451	16.7
83-84	Earl Kelley	6-1	So.	259	14.4
84-85	Earl Kelley	6-1	Jr.	471	16.8
85-86	Earl Kelley	6-1	Sr.	411	19.6
86-87	Cliff Robinson	6-11	So.	289	18.1
87-88	Cliff Robinson	6-11	Jr.	600	17.6
88-89	Cliff Robinson	6-11	Sr.	619	20.0
89-90	Chris Smith	6-2	So.	635	17.2
90-91	Chris Smith	6-2	Jr.	585	21.2
91-92	Chris Smith	6-2	Sr.	637	21.2
92-93	Donyell Marshall	6-9	So.	459	17.0
93-94	Donyell Marshall	6-9	Jr.	853	25.1
94-95	Ray Allen	6-5	So.	675	21.1
95-96	Ray Allen	6-5	Jr.	818	23.4
96-97	Richard Hamilton	6-6	Fr.	509	15.9
97-98	Richard Hamilton	6-6	So.	795	21.5
98-99	Richard Hamilton	6-6	Jr.	732	21.5
99-00	Khalid El-Amin	5-10	Jr.	560	16.0
00-01	Caron Butler	6-7	Fr.	445	15.3
01-02	Caron Butler	6-7	So.	691	20.3
02-03	Ben Gordon	6-2	So.	645	19.5
03-04	Ben Gordon	6-3	Jr.	723	18.5
04-05	Charlie Villanueva	6-11	So.	421	13.6
05-06	Rudy Gay	6-9	So.	503	15.2
06-07	Jerome Dyson	6-3	Fr.	429	13.8
07-08	Jeff Adrien	6-7	Jr.	489	14.8
08-09	A.J. Price	6-2	Sr.	515	14.7
09-10	Jerome Dyson	6-3	Sr.	586	17.2
10-11	Kemba Walker	6-1	Jr.	965	23.5
11-12	Jeremy Lamb	6-5	So.	603	17.7
12-13	Shabazz Napier	6-1	Jr.	478	17.1
13-14	Shabazz Napier	6-1	Sr.	720	18.0
14-15	Ryan Boatright	6-0	Sr.	592	17.4
15-16	Rodney Purvis	6-4	R-Jr.	461	12.8
16-17	Jalen Adams*	6-3	So.	461	14.4
17-18	Jalen Adams**	6-3	Jr.	542	18.1
18-19	Jalen Adams	6-3	Sr.	439	16.9
19-20	Christian Vital	6-2	Sr.	507	16.4
20-21	James Bouknight	6-5	So.	281	18.7

\* 32 games vacated; official NCAA total 0 points  
 \*\* 29 games vacated; official NCAA total 6 points

## REBOUNDING

Year	Name	Ht.	Cl.	Reb.	Avg.
50-51	William Ebel	6-4	Jr.	216	9.0
51-52	Burr Carlson	6-6	Sr.	391	14.5
52-53	Art Quimby	6-5	So.	430	20.5



Richard Hamilton led the Huskies in scoring in each of his three seasons at UConn.

53-54	Art Quimby	6-5	Jr.	588	22.6
54-55	Art Quimby	6-5	Sr.	611	24.4
55-56	-----	----	---	-----	-----
56-57	Al Cooper	6-8	So.	294	11.8
57-58	Al Cooper	6-8	Jr.	297	11.0
58-59	Ed Martin	6-5	Jr.	277	12.1
59-60	Walt Griffin	6-6	Jr.	288	11.5
60-61	Bob Haines	6-7	So.	209	8.7
61-62	Eddie Slomcenski	6-10	So.	219	9.5
62-63	Toby Kimball	6-8	So.	375	15.6
63-64	Toby Kimball	6-8	Jr.	466	17.3
64-65	Toby Kimball	6-8	Sr.	483	21.0
65-66	Bill Corley	6-7	So.	336	14.0
66-67	Bill Corley	6-7	Jr.	285	11.9
67-68	Bill Corley	6-7	Jr.	365	15.2
68-69	Ron Hrubala	6-5	So.	246	10.3
69-70	Ron Hrubala	6-5	Jr.	269	11.7
70-71	Ron Hrubala	6-5	Sr.	261	10.9
71-72	Cal Chapman	6-5	So.	219	8.8
72-73	Cal Chapman	6-5	Jr.	247	9.9
73-74	John Thomas	6-8	So.	271	10.4
74-75	John Thomas	6-8	Jr.	301	10.8
75-76	John Thomas	6-8	Sr.	402	13.9
76-77	Tony Hanson	6-5	Sr.	283	10.5



# INDIVIDUAL SINGLE SEASON STATISTICAL CATEGORY LEADERS

77-78	Jim Abromaitis	6-8	Jr.	228	8.8
78-79	Corny Thompson	6-8	Fr.	289	10.0
79-80	Corny Thompson	6-8	So.	270	9.3
80-81	Corny Thompson	6-8	Jr.	235	8.1
81-82	Corny Thompson	6-8	Sr.	223	8.3
82-83	Bruce Kuczenski	6-10	Sr.	189	6.8
83-84	Tim Coles	6-7	So.	220	7.9
84-85	Tim Coles	6-7	Jr.	183	7.0
85-86	Tim Coles	6-7	Sr.	260	9.3
86-87	Gerry Besselink	6-9	Sr.	300	10.7
87-88	Cliff Robinson	6-11	Jr.	233	6.9
88-89	Cliff Robinson	6-11	Sr.	228	7.4
89-90	Nadav Henefeld	6-7	Fr.	208	5.6
90-91	Rod Sellers	6-9	Jr.	247	8.0
91-92	Rod Sellers	6-9	Sr.	253	8.7
92-93	Donyell Marshall	6-9	So.	210	7.8
93-94	Donyell Marshall	6-9	Jr.	302	8.9
94-95	Travis Knight	7-0	Jr.	272	8.2
95-96	Travis Knight	7-0	Sr.	317	9.3
96-97	Kevin Freeman	6-7	Fr.	210	6.4
97-98	Jake Voskuhl	6-11	So.	262	7.1
98-99	Kevin Freeman	6-7	Jr.	263	7.3
99-00	Jake Voskuhl	6-11	Sr.	219	6.4
00-01	Caron Butler	6-7	Fr.	221	7.6
01-02	Emeka Okafor	6-9	Fr.	306	9.0
02-03	Emeka Okafor	6-9	So.	370	11.2
03-04	Emeka Okafor	6-10	Jr.	415	11.5
04-05	Josh Boone	6-10	So.	259	8.4
05-06	Josh Boone	6-10	Jr.	238	7.0
06-07	Jeff Adrien	6-7	So.	301	9.7
07-08	Jeff Adrien	6-7	Jr.	302	9.2
08-09	Hasheem Thabeet	7-3	Jr.	388	10.8
09-10	Stanley Robinson	6-9	Sr.	260	7.6
10-11	Alex Oriakhi	6-9	So.	358	8.7
11-12	Andre Drummond	6-10	Fr.	257	7.6
12-13	DeAndre Daniels	6-8	So.	165	5.5
13-14	DeAndre Daniels	6-9	Jr.	228	6.0
	Shabazz Napier	6-1	Sr.	234	5.9
14-15	Daniel Hamilton	6-7	Fr.	267	7.6
15-16	Daniel Hamilton	6-7	So.	321	8.9
16-17	Kentan Facey	6-10	Sr.	235	7.1
17-18	Christian Vital	6-2	So.	173	5.4
18-19	Josh Carlton	6-10	So.	204	6.2
19-20	Christian Vital	6-2	Sr.	195	6.3
20-21	Tyrese Martin	6-6	Jr.	165	7.5



**Christian Vital led the Huskies in scoring, rebounding, steals and free throw percentage for the 2019-20 season.**

FIELD GOAL PERCENTAGE (min. 50 FGA)					
Year	Name	Ht.	Cl.	FG/A	Pct.
48-49	Charlie Muzikevik	6-0	Jr.	83/219	.378
49-50	Vincent Yokabaskas	6-2	So.	159/416	.382
50-51	Wallace Widholm	6-2	Jr.	74/213	.347
51-52	Vincent Yokabaskas	6-2	Sr.	156/242	.384
52-53	Art Quimby	6-5	Sr.	125/307	.407
53-54	-----	-----	-----	-----	-----
54-55	Art Quimby	6-5	Sr.	227/546	.416
55-56	-----	-----	-----	-----	-----
56-57	Al Cooper	6-8	So.	129/272	.474
57-58	Al Cooper	6-8	Jr.	134/296	.454
58-59	Al Cooper	6-8	Sr.	58/128	.452
60-61	Pete Kelly	6-3	Sr.	82/171	.480
61-62	Ed Slomcenski	6-10	So.	82/168	.488
62-63	Ed Slomcenski	6-10	Jr.	135/272	.496
63-64	Ed Slomcenski	6-10	Sr.	78/148	.527
64-65	Toby Kimball	6-5	Sr.	177/311	.570
65-66	Bill Corley	6-7	So.	141/268	.525
66-67	Bill Corley	6-7	Jr.	122/247	.494
67-68	Bill Corley	6-7	Sr.	183/389	.469
68-69	Tony Budzinsky	6-7	Jr.	89/195	.462
69-70	Bob Staak	5-11	Jr.	168/367	.457
70-71	Bob Staak	5-11	Sr.	214/436	.491
71-72	Gary Custick	6-7	So.	182/339	.537
72-73	Earl Wilson	6-5	So.	142/294	.489
73-74	Gary Custick	6-7	Sr.	105/202	.520
74-75	Lee Otis Wilson	6-3	Jr.	164/332	.494
75-76	Jeff Carr	6-8	Fr.	95/170	.559
76-77	Tony Hanson	6-5	Sr.	253/484	.523
77-78	Jeff Carr	6-8	Jr.	110/193	.570
78-79	Jeff Carr	6-8	Sr.	113/195	.579
79-80	Jim Abromaitis	6-8	Sr.	112/185	.605
80-81	Chuck Aleksinas	6-11	Jr.	154/244	.631
81-82	Norman Bailey	6-5	So.	111/202	.550
82-83	Karl Hobbs	5-8	Jr.	124/233	.532
83-84	Ray Broxton	6-7	Jr.	110/210	.524

84-85	Ray Broxton	6-7	Sr.	171/310	.552
85-86	Tim Coles	6-7	Sr.	139/266	.523
86-87	Jeff King	6-10	Jr.	124/249	.498
87-88	Tate George	6-5	So.	115/230	.500
88-89	Cliff Robinson	6-11	Sr.	235/500	.470
89-90	Rod Sellers	6-9	So.	114/212	.538
90-91	Rod Sellers	6-9	Jr.	134/242	.554
91-92	Rod Sellers	6-9	Sr.	116/196	.592
92-93	Donyell Marshall	6-9	So.	166/332	.500
93-94	Donny Marshall	6-6	Jr.	152/294	.517
94-95	Travis Knight	7-0	Jr.	129/231	.558
95-96	Kirk King	6-8	Jr.	142/247	.575
96-97	Antric Klaiber	6-10	So.	34/63	.540
97-98	Antric Klaiber	6-10	Jr.	38/66	.576
98-99	Kevin Freeman	6-7	Jr.	163/277	.588
99-00	Jake Voskuhl	6-11	Sr.	109/191	.571
00-01	Johnnie Selvie	6-7	Jr.	133/243	.547
01-02	Emeka Okafor	6-9	Fr.	105/178	.590
02-03	Emeka Okafor	6-9	So.	221/381	.580
03-04	Emeka Okafor	6-10	Jr.	261/436	.599
04-05	Josh Boone	6-10	So.	148/243	.609
05-06	Jeff Adrien	6-6	Fr.	83/136	.610
06-07	Curtis Kelly	6-9	Fr.	30/54	.556
07-08	Hasheem Thabeet	7-3	So.	114/189	.603
08-09	Hasheem Thabeet	7-3	Jr.	178/278	.640
09-10	Gavin Edwards	6-10	Sr.	132/223	.592
10-11	Alex Oriakhi	6-9	So.	153/302	.507
11-12	Andre Drummond	6-10	Fr.	157-292	.538
12-13	Enosch Wolf	7-1	Jr.	36/61	.590
13-14	Amida Brimah	7-0	Fr.	64/100	.640
14-15	Amida Brimah	7-0	So.	126/187	.674
15-16	Amida Brimah	7-0	Jr.	67/101	.663
16-17	Amida Brimah	7-0	Sr.	90/157	.573
17-18	Isaiah Whaley	6-8	Fr.	29/52	.558

18-19	Josh Carlton	6-10	So.	111/183	.607
19-20	Isaiah Whaley	6-8	Jr.	68/126	.540
20-21	Adama Sanogo	6-9	Fr.	77/139	.554

3-POINT PERCENTAGE (min. 20 3-pt. FGA)					
Year	Name	Ht.	Cl.	3FG/A	Pct.
86-87	Tate George	6-5	Fr.	10/29	.345
87-88	Phil Gamble	6-4	Jr.	76/182	.418
88-89	Phil Gamble	6-4	Sr.	56/138	.406
89-90	Chris Smith	6-2	So.	75/191	.393
90-91	Chris Smith	6-2	Jr.	46/117	.393
91-92	Chris Smith	6-2	Sr.	81/193	.420
92-93	Brian Fair	6-3	So.	64/166	.386
93-94	Brian Fair	6-3	Jr.	40/98	.408
94-95	Brian Fair	6-3	Sr.	58/128	.453
95-96	Ray Allen	6-5	Jr.	115/247	.466
96-97	Richard Hamilton	6-6	Fr.	70/186	.376
97-98	Richard Hamilton	6-6	So.	99/245	.404
98-99	Albert Mouring	6-3	So.	32/85	.376
99-00	Albert Mouring	6-3	Jr.	86/180	.478
00-01	Albert Mouring	6-3	Sr.	58/155	.374
01-02	Tony Robertson	6-2	Jr.	48/110	.436
02-03	Ben Gordon	6-2	So.	80/191	.419
03-04	Ben Gordon	6-3	Jr.	104/240	.433
04-05	Rudy Gay	6-9	Fr.	28/60	.467
05-06	Rashad Anderson	6-5	Sr.	88/216	.407
06-07	Stanley Robinson	6-9	Fr.	16/42	.381
07-08	Stanley Robinson	6-9	So.	28/67	.418
08-09	A.J. Price	6-2	Sr.	82/204	.402
09-10	Stanley Robinson	6-9	Sr.	27/79	.342
10-11	Jeremy Lamb	6-5	Fr.	46/125	.368
11-12	Niels Giffey	6-7	So.	9/21	.429
12-13	Shabazz Napier	6-1	Jr.	68-171	.398
13-14	Niels Giffey	6-7	Sr.	58-120	.483
14-15	Ryan Boatright	6-0	Sr.	86-209	.411
15-16	Omar Calhoun	6-6	Sr.	28-72	.389
16-17	Vance Jackson	6-8	Fr.	50-126	.397
17-18	Tyler Polley	6-8	Fr.	15-36	.417
18-19	Christian Vital	6-2	Jr.	79-193	.409
19-20	Tyler Polley	6-8	Jr.	30-74	.405
20-21	R.J. Cole	6-1	Sr.	39-101	.386

FREE THROW PERCENTAGE					
Year	Name	Ht.	Cl.	FT/A	Pct.
47-48	Wallace Luchuk	6-1	Sr.	55/82	.671
48-49	Peter Lind	6-6	Jr.	55/79	.696
49-50	Edward Gates	5-8	Jr.	45/58	.775
50-51	Bill Clark	6-0	Sr.	21/30	.700
51-52	Seymour Menchel	5-8	So.	24/32	.750
52-53	Worthy Patterson	6-3	Jr.	80/119	.672
53-54	-----	-----	-----	-----	-----
54-55	-----	-----	-----	-----	-----
55-56	-----	-----	-----	-----	-----
56-57	Bob Osborne	5-11	Sr.	101/141	.726
57-58	Jack Rose	5-11	So.	86/108	.796
58-59	John Pipczynski	6-5	Jr.	63/87	.725
59-60	John Pipczynski	6-5	Sr.	102/122	.836
60-61	Dale Comey	5-9	So.	49/62	.790
61-62	Lenny Carlson	6-0	Sr.	113/144	.785
62-63	Dom Perno	6-1	Jr.	49/66	.742
63-64	Ed Slomcenski	6-11	Sr.	60/82	.732
64-65	Wes Bialosuknia	6-2	So.	94/118	.797
65-66	Wes Bialosuknia	6-2	Jr.	90/106	.849
66-67	Tom Penders	6-0	Sr.	56/64	.875
67-68	Fred Malan	5-10	Sr.	38/44	.864
69-70	Bobby Boyd	5-11	Jr.	145/193	.751
70-71	Bob Staak	6-4	Sr.	74/90	.822
71-72	Gary Custick	6-7	So.	94/118	.797
72-73	Al Weston	5-10	Fr.	56/63	.889
73-74	Al Weston	5-10	So.	33/50	.660
74-75	Joe Whelton	5-10	Fr.	62/69	.899
75-76	Al Weston	5-10	Sr.	59/74	.797
76-77	Joe Whelton	5-11	Jr.	63/80	.788
77-78	Dennis Wolff	6-3	Sr.	42/50	.840
78-79	Randy LaVigne	6-3	Sr.	63/74	.851
79-80	Corny Thompson	6-8	So.	123/155	.794
80-81	Bobby Dulin	5-11	Sr.	43/47	.915
81-82	Karl Hobbs	5-8	So.	41/53	.774
82-83	Karl Hobbs	5-8	Jr.	82/99	.828
83-84	Earl Kelley	6-1	So.	77/94	.819
84-85	Ray Broxton	6-7	Sr.	48/55	.873
85-86	Earl Kelley	6-1	Sr.	141/162	.870
86-87	Tate George	6-5	Fr.	69/89	.775



# INDIVIDUAL SINGLE SEASON STATISTICAL CATEGORY LEADERS

87-88	Tate George	6-5	So.	98/118	.831
88-89	Tate George	6-5	Jr.	69/91	.758
89-90	Chris Smith	6-2	So.	146/180	.811
90-91	John Gwynn	6-1	Sr.	89/121	.736
91-92	Chris Smith	6-3	Sr.	152/190	.800
92-93	Donyell Marshall	6-9	So.	107/129	.829
93-94	Ray Allen	6-5	Fr.	80/101	.792
94-95	Donny Marshall	6-7	Sr.	136/164	.829
95-96	Doron Sheffer	6-5	Sr.	101/119	.849
96-97	Richard Hamilton	6-6	Fr.	91/116	.784
97-98	Richard Hamilton	6-6	So.	156/185	.843
98-99	Richard Hamilton	6-6	Jr.	170/204	.833
99-00	Khalid El-Amin	5-10	Jr.	107/120	.892
00-01	Albert Mouring	6-3	Sr.	104/117	.889
01-02	Caron Butler	6-7	So.	155/199	.779
	Tony Robertson	6-2	Jr.	60/77	.779
02-03	Tony Robertson	6-2	Sr.	76/93	.817
03-04	Ben Gordon	6-3	Jr.	141/170	.829
04-05	Denham Brown	6-6	Jr.	68/84	.810
05-06	Denham Brown	6-6	Sr.	79/91	.862
06-07	Craig Austrie	6-3	So.	31/41	.756
07-08	Doug Wiggins	6-1	So.	39/41	.951
08-09	Craig Austrie	6-3	Sr.	72/89	.809
09-10	Gavin Edwards	6-10	Sr.	97/124	.782
10-11	Kemba Walker	6-1	Jr.	258/315	.819
11-12	Jeremy Lamb	6-5	So.	98/121	.810
12-13	Niels Giffey	6-7	Jr.	36/41	.878
13-14	Shabazz Napier	6-1	Sr.	207/238	.870
14-15	Ryan Boatright	6-0	Sr.	142/167	.850
15-16	Jalen Adams	6-3	Fr.	44/51	.863
16-17	Jalen Adams*	6-3	So.	77/93	.828
17-18	Christian Vital	6-2	So.	132/156	.846
18-19	Jalen Adams	6-3	Sr.	58/70	.829
19-20	Christian Vital	6-2	Sr.	133/148	.899
20-21	Tyler Polley	6-9	Sr.	19/21	.905

\* 32 games vacated; official NCAA total .000

### ASSISTS

Year	Name	HT	CL.	Ast.	Avg.
69-70	Bobby Boyd	5-11	Jr.	121	5.5
70-71	Bobby Boyd	5-11	Sr.	107	4.5
71-72	Doug Melody	6-0	Sr.	112	4.5
72-73	Al Weston	5-10	Fr.	67	3.7
73-74	Jimmy Foster	6-1	Sr.	114	4.2
74-75	Joe Whelton	5-10	Fr.	86	3.1
75-76	Joe Whelton	5-10	So.	138	4.8
76-77	Randy LaVigne	6-3	So.	93	3.6
77-78	Joe Whelton	6-0	Sr.	107	4.3
78-79	Randy LaVigne	6-3	Sr.	112	3.9
79-80	Bobby Dulin	5-11	Jr.	124	4.3
80-81	Karl Hobbs	5-8	Fr.	136	4.7
81-82	Karl Hobbs	5-8	So.	106	3.8
82-83	Karl Hobbs	5-8	Jr.	114	4.1
83-84	Karl Hobbs	5-8	Sr.	178	6.4
84-85	Earl Kelley	6-1	Jr.	134	4.8
85-86	Earl Kelley	6-1	Sr.	135	6.4
86-87	Tate George	6-5	Fr.	156	6.0
87-88	Tate George	6-5	So.	190	5.6
88-89	Tate George	6-5	Jr.	152	4.9
89-90	Tate George	6-5	Sr.	179	4.8
90-91	Chris Smith	6-2	Jr.	105	3.4
91-92	Chris Smith	6-2	Sr.	112	3.7
92-93	Kevin Ollie	6-3	So.	158	5.6
93-94	Kevin Ollie	6-3	Jr.	209	6.2
94-95	Kevin Ollie	6-3	Sr.	212	6.4
95-96	Doron Sheffer	6-5	Sr.	212	6.1
96-97	Ricky Moore	6-2	So.	152	5.4
97-98	Khalid El-Amin	5-10	Fr.	156	4.2
98-99	Khalid El-Amin	5-10	So.	140	3.9
99-00	Khalid El-Amin	5-10	Jr.	183	5.2
00-01	Taliek Brown	6-1	Fr.	157	4.9
01-02	Taliek Brown	6-1	So.	172	5.1
02-03	Ben Gordon	6-2	So.	156	4.7
	Taliek Brown	6-1	Jr.	140	4.8
03-04	Taliek Brown	6-1	Sr.	253	6.5
04-05	Marcus Williams	6-3	So.	243	7.8
05-06	Marcus Williams	6-3	Jr.	198	8.6
06-07	A.J. Price	6-2	So.	113	3.6
07-08	A.J. Price	6-2	Jr.	192	5.8
08-09	A.J. Price	6-2	Sr.	164	4.7
09-10	Kemba Walker	6-1	So.	172	5.1
10-11	Kemba Walker	6-1	Jr.	184	4.5

11-12	Shabazz Napier	6-1	So.	198	5.8
12-13	Shabazz Napier	6-1	Jr.	129	4.6
	Ryan Boatright	6-0	So.	131	4.4
13-14	Shabazz Napier	6-1	Sr.	195	4.9
14-15	Ryan Boatright	6-0	Sr.	129	3.8
15-16	Daniel Hamilton	6-7	So.	170	4.7
16-17	Jalen Adams*	6-3	So.	195	6.1
17-18	Jalen Adams**	6-3	Jr.	141	4.7
18-19	Alterique Gilbert	6-0	R-So.	91	3.6
19-20	Alterique Gilbert	6-0	R-Jr.	113	3.8
20-21	R.J. Cole	6-1	Sr.	99	4.3

\* 32 games vacated; official NCAA total 0

\*\* 29 games vacated; official NCAA total 5 assists (5.0)

### BLOCKED SHOTS

Year	Name	Ht.	Cl.	Blk.	Avg.
80-81	Chuck Aleksinas	6-11	Jr.	22	0.7
81-82	Corny Thompson	6-8	Sr.	15	0.6
82-83	Bruce Kuczenski	6-10	Sr.	24	0.9
83-84	Tim Coles	6-7	So.	12	0.4
84-85	Ray Broxton	6-7	Sr.	13	0.5
85-86	Jeff King	6-10	So.	15	0.6
86-87	Jeff King	6-10	Jr.	48	1.7
87-88	Cliff Robinson	6-11	Jr.	49	1.4
88-89	Cliff Robinson	6-11	Sr.	44	1.4
89-90	Rod Sellers	6-9	So.	31	0.8
90-91	Scott Burrell	6-7	So.	40	1.3
91-92	Donyell Marshall	6-9	Fr.	78	2.6
92-93	Donyell Marshall	6-9	So.	56	2.1
93-94	Donyell Marshall	6-9	Jr.	111	3.3
94-95	Travis Knight	7-0	Jr.	56	1.7
95-96	Travis Knight	7-0	Sr.	68	2.0
96-97	Jake Voskuhl	6-11	Fr.	46	1.4
97-98	Jake Voskuhl	6-11	So.	49	1.3
98-99	Jake Voskuhl	6-11	Jr.	51	1.5
99-00	Jake Voskuhl	6-11	Sr.	47	1.4
00-01	Johnnie Selvie	6-7	Jr.	32	1.0
01-02	Emeka Okafor	6-9	Fr.	138	4.1
02-03	Emeka Okafor	6-9	So.	155	4.7
03-04	Emeka Okafor	6-10	Jr.	147	4.1
04-05	Josh Boone	6-10	So.	90	2.9
05-06	Hilton Armstrong	6-11	Sr.	107	3.2
06-07	Hasheem Thabeet	7-3	Fr.	118	3.8
07-08	Hasheem Thabeet	7-3	So.	147	4.5
08-09	Hasheem Thabeet	7-3	Jr.	152	4.2
09-10	Gavin Edwards	6-10	Sr.	69	2.0
10-11	Alex Oriakhi	6-9	So.	67	1.6
11-12	Andre Drummond	6-10	Fr.	92	2.7
12-13	DeAndre Daniels	6-8	So.	45	1.5
13-14	Amida Brimah	7-0	Fr.	92	2.3
14-15	Amida Brimah	7-0	So.	121	3.5
15-16	Amida Brimah	7-0	Jr.	67	2.7
16-17	Amida Brimah	7-0	Sr.	87	2.6
17-18	Isaiah Whaley	6-8	Fr.	30	1.0
18-19	Josh Carlton	6-10	So.	59	1.8
19-20	Akok Akok	6-9	R-Fr.	66	2.6
20-21	Isaiah Whaley	6-9	Sr.	60	2.6

### STEALS

Year	Name	Ht.	Cl.	Stl.	Avg.
78-79	Randy LaVigne	6-3	Jr.	56	1.9
79-80	Bobby Dulin	5-11	Jr.	83	2.9
80-81	Bobby Dulin	5-11	Sr.	52	1.8
81-82	Norman Bailey	6-5	So.	61	2.2
82-83	Karl Hobbs	5-8	Jr.	47	1.7
83-84	Karl Hobbs	5-8	Sr.	37	1.3
84-85	Earl Kelley	6-1	Jr.	31	1.1
85-86	Earl Kelley	6-1	Sr.	31	1.5
86-87	Tate George	6-5	Fr.	35	1.4
87-88	Tate George	6-5	So.	44	1.3
88-89	Cliff Robinson	6-11	Sr.	55	1.8
89-90	Nadav Henefeld	6-7	Fr.	138	3.7
90-91	Scott Burrell	6-7	So.	112	3.6
91-92	Scott Burrell	6-7	Jr.	75	2.5
92-93	Scott Burrell	6-7	Sr.	63	2.4
93-94	Doron Sheffer	6-5	Fr.	79	2.3
94-95	Ray Allen	6-5	So.	61	1.9
95-96	Doron Sheffer	6-5	Sr.	65	1.9
96-97	Ricky Moore	6-2	So.	48	1.7
97-98	Khalid El-Amin	5-10	Fr.	68	1.8
98-99	Khalid El-Amin	5-10	So.	59	1.6
99-00	Khalid El-Amin	5-10	Jr.	59	1.7



Amida Brimah led the Huskies in blocked shots in each of his four seasons.

00-01	Caron Butler	6-7	Fr.	63	2.2
01-02	Caron Butler	6-7	So.	71	2.1
02-03	Ben Gordon	6-2	So.	38	1.2
03-04	Ben Gordon	6-3	Jr.	53	1.4
04-05	Marcus Williams	6-3	So.	35	1.1
05-06	Rudy Gay	6-9	So.	58	1.8
06-07	Jerome Dyson	6-3	Fr.	58	1.9
07-08	A.J. Price	6-2	Jr.	43	1.3
08-09	Jerome Dyson	6-4	Jr.	44	1.8
09-10	Kemba Walker	6-1	So.	70	2.1
10-11	Kemba Walker	6-1	Jr.	77	1.9
11-12	Shabazz Napier	6-1	So.	56	1.7
12-13	Shabazz Napier	6-1	Jr.	56	2.0
13-14	Shabazz Napier	6-1	Sr.	73	1.8
14-15	Ryan Boatright	6-0	Sr.	46	1.4
15-16	Jalen Adams	6-2	Fr.	39	1.1
16-17	Jalen Adams*	6-3	So.	35	1.1
	Christian Vital	6-2	Fr.	35	1.1
17-18	Christian Vital	6-2	So.	50	1.6
18-19	Christian Vital	6-2	Jr.	52	1.6
19-20	Christian Vital	6-2	Sr.	78	2.5
20-21	R.J. Cole	6-1	Sr.	27	1.2

\* 32 games vacated; official NCAA total 0 steals (0.0)

## TEAM SINGLE GAME RECORDS

### Most Points

130	Tennessee Tech	12/30/93
129	Morehead State	12/23/05
124	Maine	1/30/57
124	Meriden HS	1905-06
123	Quinnipiac	12/30/04
119	New Hampshire	1/12/66
119	Hartford Public HS	1905-06

### Most Points Allowed

127	Syracuse	3/12/09
122	Holy Cross	12/20/69
116	Maine	2/18/69
112	Niagara	1/16/60
110	Maine	2/17/73
110	Boston College	12/9/60
110	St. Louis	3/12/55
108	Syracuse	2/1/94
108	Providence	1/19/91
108	Providence	3/8/75

### Most Points Combined

244	Syracuse	3/12/09
226	Holy Cross	12/20/69
215	Maine	2/17/73
213	St. Louis	3/12/55
210	Providence	1/19/91
208	Tennessee Tech	12/30/93
203	Syracuse	2/1/94

### Largest Margin of Victory

70 pts	vs. CCSU (116-46)	1/23/96
68 pts	vs. Morehead State (129-61)	12/23/05
68 pts	vs. CCSU (115-47)	1/10/91

### Largest Margin of Defeat

74 pts	vs. Wesleyan (12-86)	1905-06
--------	----------------------	---------

### Most Rebounds

81	New Hampshire	2/27/65
----	---------------	---------

### Most Assists

34	Sacred Heart	12/3/02
30	CCSU	12/22/04
30	Sacred Heart	11/22/03
30	Fairfield	12/22/00
30	Winthrop	1/2/94
30	US International	1/28/85

### Most Opponent Assists

30	Georgetown	3/6/85
29	Pittsburgh	2/24/86
27	Villanova	2/18/83
27	Syracuse	1/18/84

### Most Turnovers

32	Fairfield	12/6/83
27	Syracuse	3/12/09
27	Pittsburgh	12/4/96
26	3 times	

### Most Opponent Turnovers

35	Lafayette	11/25/94
33	St. John's	1/22/91
31	4 Times	

### Most Three-Point FGs

16	USF	2/8/17
15	Hartford	12/28/97
14	Iona	12/20/03
14	Maine	12/6/13
13	6 Times	

### Most Three-Point Attempts

35	Syracuse	3/12/09
33	Tulsa	1/26/20
32	FDU	12/8/10
32	Syracuse	3/9/06
31	Tulsa	2/15/18
31	at Tulsa	1/16/19
30	4 Times	

### Most Opponent Three-Point FGs

17 (2ot)	Tulsa	1/3/18
15	Villanova	1/20/18
15	Cincinnati	3/18/95
14	5 times	

### Most Opponent Three-Point Attempts

41 (2ot)	Tulsa	1/3/18
40	Villanova	1/20/18
38	UT-Chattanooga	3/16/95
36	St. Bonaventure	12/28/01
36	Furman	11/21/15
35	Northeastern	12/6/04

### Most Blocked Shots

19	Notre Dame	2/21/06
19	Fla. Int'l.	11/30/04
17	Providence	1/31/09
17	Texas Southern	12/2/05
17	Quinnipiac	12/30/04
17	St. John's	2/5/05

### Most Opponent Blocked Shots

13	Syracuse	3/14/03
12	Memphis	2/19/15
12	Syracuse	2/10/10
12	South Florida	2/16/08
12	Florida State	11/26/97
12	Georgetown	2/23/91
12	Tulane	1/2/16

### Most Steals

24	Hartford	12/7/89
22	Lafayette	11/25/94
21	Wagner	1/27/98

### Most Opponent Steals

19	Washington	3/24/06
17	Syracuse	1/23/95

### Most FTs Made

39	Fairfield	12/23/98
39	Quinnipiac	11/18/12
38	Four Times	

### Most Opponent FTs Made

40	Syracuse	3/12/09
39	Colby	12/1/56
38	Cincinnati	3/11/17
37	Villanova	1/11/92

### Most FGs Made

50	Maine	1/30/57
49	Tennessee Tech	12/30/93
49	CCSU	1/10/91
47	UNC Asheville	12/21/02

### Most Opponent FGs Made

44	Maine	2/8/69
44	Syracuse	12/23/72
39	Syracuse	3/12/09
39	Georgetown	3/6/85

### Most Points in a Half

68	Hartford	12/29/96
68	AIC	12/23/57
67	Morehead State	12/23/05
67	Quinnipiac	12/30/04
66	UNC Asheville	12/21/02

### Most Opponent Points in a Half

69	Holy Cross	12/20/69
64	Niagara	1/16/60
63	Providence	1/19/91
60	Syracuse	2/1/94

### Fewest Points in a Half (since 1980)

9	UMass	12/10/02
12	Houston	12/28/16
13	St. Peter's	2/3/87
13	Stanford	12/18/13
15	USF	2/3/13
16	Pittsburgh	2/24/86

### Fewest Opponent Points in a Half (since 1980)

11	Providence	2/5/02
13	Yale	11/29/96
13	Manhattan	1/28/82
13	USF	2/25/16
14	USF	2/12/14
14	USF	3/12/15

### Highest FG % (since 1980)

67.5 (27-40)	Louisiana Tech	3/21/88
67.2 (43-64)	Towson St.	11/27/93
66.1 (39-59)	UMass	1/27/81
66.0 (33-50)	Maryland- Eastern Shore	12/17/12
65.9 (29-44)	Minnesota	11/28/84
64.2 (43-67)	New Hampshire	11/26/01

### Highest Opponent FG% (since 1980)

68.6 (35-51)	St. John's	1/2/90
68.1 (32-47)	Villanova	2/23/81
67.5 (27-40)	Providence	1/21/84
66.7 (24-36)	Yale	1/26/82
66.1 (37-56)	Syracuse	1/18/84

### Lowest FG% (since 1980)

23.8 (19-80)	Notre Dame	2/8/97
25.9 (14-54)	Houston	3/15/19
26.0 (21-75)	Seton Hall	3/10/89
26.2 (22-84)	Kansas	1/28/95
27.8 (15-54)	Memphis	3/5/15
28.4 (19-67)	Georgetown	

### Lowest Opponent FG% (since 1980)

15.4 (10-65)	New Hampshire	12/12/90
18.8 (12-64)	Butler	4/4/11
20.3 (13-64)	Harvard	12/28/88
21.3 (13-61)	Coppin State	12/27/06

### Highest Three-Point% (min. 15 att.)

68.4 (13-19)	Providence	2/8/03
66.7 (16-24)	USF	2/8/17
64.7 (11-17)	USF	3/12/15
64.7 (11-17)	Yale	11/11/13
60.0 (12-20)	St. Bonaventure	1/2/03
60.0 (9-15)	Miami	2/18/04

### Highest Opponent Three-Point% (min. 15 att.)

64.7 (11-17)	Texas A&M	11/24/89
62.5 (10-16)	Pittsburgh	3/4/89
62.5 (10-16)	Syracuse	2/11/12

### Lowest Three-Point% (min. 15 att.)

00.0 (0-15)	USF	3/3/19
06.7 (1-15)	Boston College	2/1/03
10.0 (2-20)	Georgetown	2/1/12
11.1 (2-18)	Georgetown	3/7/93
11.1 (2-18)	UCF	11/25/11
11.1 (2-18)	Cincinnati	3/6/13

### Lowest Opponent Three-Point% (min. 15 att.)

06.3 (1-16)	Notre Dame	1/3/98
09.1 (2-22)	Cincinnati	3/9/08
10.5 (2-19)	Georgetown	1/11/97
11.1 (2-18)	Four Times	

### Highest Free Throw% (min. 15 att.)

96.2 (25-26)	Rutgers	2/19/03
95.7 (22-23)	Colorado	3/17/16
95.5 (21-22)	NC State	3/17/02
95.5 (21-22)	Michigan State	3/30/14
95.2 (20-21)	UCF	1/10/18
95.0 (19-20)	Seton Hall	3/9/00
94.7 (18-19)	Colgate	11/10/17
94.1 (16-17)	Syracuse	2/28/99
94.1 (16-17)	Seton Hall	1/3/12
93.8 (15-16)	Seton Hall	3/3/21

### Lowest Free Throw% (min. 15 att.)

26.7 (4-15)	Indiana	11/15/96
-------------	---------	----------

### Largest Single Game Attendance Figures in UConn History (all crowds 30,000 or more listed)

1.	79,444	vs. Florida (NCAA National Semifinal)	AT&T Stadium, Arlington, TX	4/5/14
2.	79,238	vs. Kentucky (NCAA Championship Game)	AT&T Stadium, Arlington, TX	4/7/14
3.	75,421	vs. Kentucky (NCAA National Semifinal)	Reliant Stadium, Houston, TX	4/2/11
4.	72,456	vs. Michigan St. (NCAA National Semifinal)	Ford Field, Detroit, MI	4/4/09
5.	70,376	vs. Butler (NCAA Championship Game)	Reliant Stadium, Houston, TX	4/4/11
6.	44,417	vs. Georgia Tech (NCAA Championship Game)	Alamodome, San Antonio, TX	4/5/04
6.	44,417	vs. Duke (NCAA National Semifinal)	Alamodome, San Antonio, TX	4/3/04
8.	41,340	vs. Duke (NCAA Championship Game)	Tropicana Field, Tampa, FL	3/29/99
8.	41,340	vs. Ohio State (NCAA National Semifinal)	Tropicana Field, Tampa, FL	3/27/99
10.	33,430	at Syracuse	Carrier Dome, Syracuse, NY	2/11/12
11.	33,009	vs. Texas (NCAA South Region Semifinal)	Alamodome, San Antonio, TX	3/28/03
12.	32,944	at Syracuse	Carrier Dome, Syracuse, NY	3/7/04
13.	32,820	at Syracuse	Carrier Dome, Syracuse, NY	2/10/90
14.	32,376	at Syracuse	Carrier Dome, Syracuse, NY	2/17/07
15.	32,293	vs. Eastern Michigan (NCAA Mideast Region 2nd Round)	RCA Dome, Indianapolis, IN	3/16/96
16.	32,250	vs. Indiana	RCA Dome, Indianapolis, IN	11/15/96
17.	31,373	vs. Colgate (NCAA Mideast Region 1st Round)	RCA Dome, Indianapolis, IN	3/14/96
18.	31,211	at Syracuse	Carrier Dome, Syracuse, NY	2/12/95
19.	30,461	vs. Duke (NCAA Midwest Region Semifinal)	Silverdome, Pontiac, MI	3/22/91
20.	30,367	at Syracuse	Carrier Dome, Syracuse, NY	2/28/99
21.	30,136	at Syracuse	Carrier Dome, Syracuse, NY	1/19/85

# INDIVIDUAL SINGLE GAME RECORDS

## Most Points

51	Bill Corley vs. New Hampshire	1/10/68
50	Wes Bialosuknia vs. Maine	2/4/67
49	Art Quimby at Boston College	12/13/54
46	Art Quimby at Maine	2/12/55
43	Toby Kimball vs. Colgate	2/22/64
43	Art Quimby at New Hampshire	2/11/55
43	Al Weston at Boston University	2/7/73
42	Kemba Walker vs. Vermont	11/17/10
42	Cliff Robinson vs. Hartford	12/29/87
42	Tony Hanson at Vermont	2/19/77
42	Wes Bialosuknia vs. N. Hampshire	2/21/67
42	Donyell Marshall at St. John's	1/15/94
42	Donyell Marshall vs. St. John's	3/11/94
40	Ed Slomcenski vs. Maine	1/12/63
40	Wes Bialosuknia vs. Rhode Island	1/14/67
40	Wes Bialosuknia vs. Rutgers	2/23/67
40	Amida Brimah vs. Coppin State	12/14/14
40	James Bouknight vs. Creighton (GP)	12/20/20

## Most Points in a Half

32 (2nd H)	Tony Hanson vs. Vermont	2/19/77
31 (2nd H)	Bill Corley vs. New Hampshire	1/10/68
30 (2nd H)	Jalen Adams vs. Oklahoma St.	11/21/16
29 (2nd H)	Wes Bialosuknia vs. Maine	2/4/67
29 (2nd H)	Kemba Walker vs. Wichita State	11/22/10
28 (1st H)	Richard Hamilton vs. Fairfield	12/30/97
27 (1st H)	Wes Bialosuknia vs. Rutgers	2/23/67
26 (1st H)	Donyell Marshall vs. St. John's	3/11/94
26 (2nd H)	Caron Butler vs. Maryland	3/24/02
26 (2nd H)	Ryan Boatright at Houston	2/1/15
25 (2nd H)	Al Weston vs. Boston University	2/7/73
25 (2nd H)	Shabazz Napier at Houston	12/31/13

## Most Field Goals

21 (of 35)	Wes Bialosuknia vs. Maine	2/4/67
------------	---------------------------	--------

## Most Rebounds

40	Art Quimby vs. Boston University	1/11/55
34	Toby Kimball vs. New Hampshire	2/27/65

## Most Steals

9	Jerome Dyson vs. St. John's	1/8/08
9	Scott Burrell vs. Maine	12/9/90
8	Richard Hamilton vs. Boston University	11/17/97
8	Bobby Dulin vs. New Hampshire	12/4/79
8	Bobby Dulin vs. Providence	1/23/80

## Most Assists

16	Marcus Williams vs. Notre Dame	1/30/05
16	Marcus Williams vs. CCSU	12/22/04
14*	Craig Austria vs. Quinnipiac	12/30/05
14	Kevin Ollie vs. Boston College	2/21/95
14	Kevin Ollie vs. Tennessee Tech	12/30/93
14	Earl Kelley vs. Boston University	12/7/85
13	Shabazz Napier vs. Coppin State	11/20/11
13	Shabazz Napier vs. Holy Cross	12/18/11
13	Marcus Williams vs. Notre Dame	2/21/06
13	Marcus Williams vs. Providence	2/15/05
13	Taliek Brown vs. Miami	2/18/04
13*	Marcus Williams vs. Sacred Heart	11/22/03
13	Earl Kelley vs. Central Connecticut	1/29/86

\*-- as a freshman

## Most Blocked Shots

10#	Hasheem Thabeet vs. Providence	1/31/09
10#	Hasheem Thabeet vs. Notre Dame	1/5/08
10*	Hasheem Thabeet vs. Texas Southern	12/3/06
10	Emeka Okafor vs. Army	12/6/03
10	Donyell Marshall vs. Hartford	1/17/94
9	Amida Brimah vs. Maine	11/13/15
9	Hasheem Thabeet vs. Seton Hall	2/14/09
9	Hasheem Thabeet vs. Florida A&M	11/26/07
9*	Hasheem Thabeet vs. Fairfield	11/18/06
9	Hilton Armstrong vs. Louisville	3/4/06
9	Josh Boone vs. St. John's	2/5/05
9	Emeka Okafor vs. Oklahoma	1/11/04
9*	Emeka Okafor vs. Arizona	1/26/02
9*	Emeka Okafor vs. Rutgers	1/30/02
9*	Emeka Okafor vs. Boston College	2/16/02
9	Cliff Robinson vs. Georgetown	2/6/88

#-- UConn BIG EAST record

\*-- as a freshman

## Most 3-Point FGA

14	Rashad Anderson vs. Rice	12/19/04
14	Richard Hamilton vs. North Carolina	3/21/98
14	Ray Allen vs. Rutgers	2/28/96
14	Christian Vital vs. Tulsa (2ot)	1/3/18

## Most 3-Point Field Goals Made

9 (of 14)	Ray Allen vs. Rutgers	2/28/96
8 (of 12)	Ray Allen vs. Miami	1/31/95
8 (of 13)	A.J. Price vs. Marquette	2/25/09
8 (of 13)	Ben Gordon vs. Quinnipiac	12/13/03

## Best FG% (min. 10 FGM)

100.0 (13-13)	Amida Brimah vs. Coppin State	12/14/14
100.0 (10-10)	Kirk King vs. Providence	1/13/96
91.7 (11-12)	Andre Drummond vs. Holy Cross	12/18/11
91.7 (11-12)	Rod Sellers vs. Maine	12/9/89
90.9 (10-11)	Charlie Villanueva vs. Rice	1/2/04
90.9 (10-11)	Travis Knight vs. St. John's	1/17/96
86.7 (13-15)	Mike McKay vs. Yale	12/1/79
85.7 (12-14)	Ben Gordon vs. Miami	1/20/03
85.7 (12-14)	Richard Hamilton vs. Nebraska	3/21/97
85.7 (18-21)	Tony Hanson vs. Vermont	2/19/77

## Best FT% (min. 12 FTM)

100.0 (20-20)	Donyell Marshall vs. St. John's	1/15/94
100.0 (13-13)	Tony Robertson vs. Rutgers	2/19/03
100.0 (12-12)	Caron Butler vs. NC State	1/17/02
100.0 (12-12)	Earl Kelley vs. Seton Hall	1/21/86
100.0 (12-12)	Corny Thompson vs. Fordham	1/21/77
100.0 (12-12)	Bob Boyd vs. Florida Southern	1/16/80
		2/8/71

## Most Points by a Freshman (since 1986-87)

31	Richard Hamilton vs. Nebraska	3/21/97
31	Richard Hamilton vs. Pittsburgh	2/25/97
30	Khalid El-Amin vs. Notre Dame	2/17/98
29	Caron Butler vs. Boston College	1/3/01
29	Khalid El-Amin vs. Arizona State	11/28/97
29	Khalid El-Amin vs. West Virginia	12/3/97
29	Khalid El-Amin vs. Hartford	12/28/97
29	Khalid El-Amin vs. St. John's	2/28/98
28	Khalid El-Amin vs. Fairleigh Dickinson	3/12/98
28	Ray Allen vs. Hartford	1/17/94

## Most Points by a Non-Starter (since 1986-87)

33	Rashad Anderson vs. Morehead State	12/23/05
30	Christian Vital vs. Boston University (XL)	11/19/17
29	Christian Vital vs. Columbia (GP)	11/29/17
28	Ray Allen vs. Hartford	1/17/94
26	Rashad Anderson vs. Virginia Tech	1/28/04
26	Christian Vital vs. Temple (GP)	3/7/19
25	Charlie Villanueva vs. Rice	1/2/04
25	Ray Allen vs. Central Connecticut	12/11/93
25	Brian Fair vs. Syracuse	2/1/94
25	Brian Fair vs. Winthrop	1/2/94

## 30-POINT GAMES

Name	Date	Opponent	Points
<b>1959-60</b>			
Jack Rose	3/5/60	Rhode Island	33
<b>1963-64</b>			
Toby Kimball	1/4/64	Manhattan	32
	2/22/64	Colgate	43
	3/4/64	Rhode Island	32
<b>1964-65</b>			
Wes Bialosuknia	12/12/64	Boston College	32
	12/15/64	UMass	32
	1/16/65	Rhode Island	31
	2/3/65	Rutgers	34
	2/16/65	Boston University	37
	3/6/65	Rhode Island	34
	12/1/64	AIC	30
	2/6/65	Maine	31
<b>1965-66</b>			
Wes Bialosuknia	12/4/65	Yale	35
	12/13/65	Maine	32
<b>1966-67</b>			
Wes Bialosuknia	12/7/66	New Hampshire	32
	12/30/66	Virginia	31
	1/14/67	Rhode Island	40
	2/4/67	Maine	50
	2/11/67	Boston University	30
	2/13/67	Maine	38
	2/21/67	New Hampshire	42
	2/23/67	Rutgers	40
	2/25/67	Rhode Island	38
<b>1967-68</b>			
Bill Corley	1/10/68	New Hampshire	51
<b>1968-69</b>			
Bob Staak	2/19/69	New Hampshire	31
<b>1969-70</b>			
Bob Boyd	12/20/69	Holy Cross	36
	1/10/70	Rhode Island	36
	1/24/70	Dartmouth	32
	2/21/70	Colgate	31
Bob Staak	12/10/69	New Hampshire	31
	2/24/70	Rutgers	31

## 1970-71

Al Vaughn	1/30/71	Maine	34
Bob Staak	2/6/71	Maine	32
	12/15/70	UMass	32
Bob Boyd	12/19/70	Yale	30
	2/17/71	Vermont	31

## 1971-72

Gary Custick	2/8/72	New Hampshire	30
	3/4/72	Manhattan	30
Al Vaughn	2/22/72	Rutgers	31

## 1972-73

Chapman	2/3/73	Maine	32
Weston	2/7/73	Boston University	43

## 1973-74

Jimmy Foster	1/22/74	Boston University	31
Al Weston	12/15/73	Manhattan	30

## 1974-75

Tony Hanson	1/28/75	Fairfield	36
-------------	---------	-----------	----

## 1975-76

Tony Hanson	2/14/76	Vermont	35
-------------	---------	---------	----

## 1976-77

Tony Hanson	12/7/76	Columbia	33
	12/11/76	George Washington	35
	1/21/77	Rhode Island	33
	1/21/77	Boston College	32
	2/19/77	Vermont	42
	3/1/77	Fairfield	37
	3/5/77	Fairfield	36

## 1978-79

Corny Thompson	12/6/78	Fairfield	31
	2/24/79	Rhode Island	30

## 1983-84

Mike McKay	12/9/78	Boston University	32
------------	---------	-------------------	----

## 1985-86

Earl Kelley	12/10/83	Boston University	37
-------------	----------	-------------------	----

## 1987-88

Earl Kelley	12/28/85	Northeastern	32
	2/11/86	Pittsburgh	30

## 1987-88

Cliff Robinson	12/12/87	Morgan State	31
	12/28/87	Hartford	42
	12/29/87	Princeton	30

## 1988-89

Cliff Robinson	12/10/88	Virginia	31
	3/4/89	Pittsburgh	32

## 1991-92

Chris Smith	1/4/92	Illinois	33
	1/7/92	St. John's	37
	2/22/92	Providence	32

## 1992-93

Scott Burrell	3/2/93	Providence	33
---------------	--------	------------	----

## 1993-94

Donyell Marshall	11/27/93	Towson State	31
	12/28/93	Texas-Arlington	33
	12/30/93	Tennessee Tech	35
	1/15/94	St. John's	42
	2/1/94	Syracuse	30
	2/9/94	Boston College	33
	3/11/94	St. John's (BET)	42

## 1994-95

Ray Allen	1/23/95	Syracuse	31
	2/4/95	St. John's	31
	2/21/95	Boston College	31
	3/25/95	UCLA (N-NCAA)	36

## 1995-96

Ray Allen	11/22/95	Texas Christian	30
	12/8/95	Yale	31
	2/28/96	Rutgers	39
	3/2/96	Seton Hall	31

## 1996-97

Richard Hamilton	2/25/97	Pittsburgh	31
	3/21/97	Nebraska	31

## 1997-98

Khalid El-Amin	2/17/98	Notre Dame	30
Richard Hamilton	12/10/97	Virginia	33
	12/30/97	Fairfield	35
	1/6/98	Miami	31
	1/11/98	Boston College	38
	2/14/98	Pittsburgh	31
	3/12/98	Fairleigh Dickinson (N-NCAA)	30

## 1998-99

Richard Hamilton	11/19/98	Richmond	32
	1/6/99	Boston College	39
	1/9/99	West Virginia	30
	1/20/99	Miami	31

## 1999-00

Khalid El-Amin	1/5/00	Notre Dame	34
	3/9/00	Seton Hall	30

## 2000-01

Albert Mouring	2/3/01	Virginia Tech	31
----------------	--------	---------------	----

## 2001-02

Caron Butler	3/17/02	NC State	34
	3/24/02	Maryland	32



INDIVIDUAL SINGLE GAME RECORDS

<b>2002-03</b>				
Ben Gordon	12/3/02	Sacred Heart	31	
	1/20/03	Miami	32	
<b>2003-04</b>				
Ben Gordon	11/19/03	Nevada	37	
	12/30/03	Massachusetts	34	
	3/27/04	Alabama (NCAA)	36	
<b>2005-06</b>				
Rashad Anderson	12/23/05	Morehead State	33	
<b>2007-08</b>				
Stanley Robinson	12/22/07	Maine	32	
<b>2008-09</b>				
A.J. Price	2/25/09	Marquette	36	
	3/12/09	Syracuse	33	
<b>2009-10</b>				
Jerome Dyson	1/23/10	Texas	32	
<b>2010-11</b>				
Kemba Walker	11/17/10	Vermont	42	
	11/22/10	Wichita State	31	
	11/23/10	Michigan State	30	
	11/30/10	New Hampshire	30	
	12/27/10	Pittsburgh	31	
	1/15/11	DePaul	31	
	2/16/11	Georgetown	31	
	3/5/11	Notre Dame	34	
	3/11/11	Syracuse	33	
	3/19/11	Cincinnati	33	
	3/24/11	San Diego State	36	
<b>2011-12</b>				
Jeremy Lamb	11/11/11	Columbia	30	
	2/20/12	Villanova	32	
<b>2013-14</b>				
Shabazz Napier	1/18/14	Louisville	30	
	2/15/14	Memphis	34	
DeAndre Daniels	1/21/14	Temple	31	
<b>2014-15</b>				
Amida Brimah	12/14/14	Coppin State	40	
Ryan Boatright	2/1/15	at Houston	31	
<b>2015-16</b>				
Daniel Hamilton	3/11/16	Cincinnati (N-AAC)	32	
<b>2016-17</b>				
Jalen Adams*	11/21/16	Oklahoma St. (N-Maui)	34	
Rodney Purvis*	3/9/17	USF (N-AAC Champ., Hartford)	30	
<b>2017-18</b>				
Christian Vital	11/19/17	Boston University (XL)	30	
Jalen Adams*	12/2/17	Monmouth (XL)	31	
<b>2018-19</b>				
Jalen Adams	1/19/19	Tulane (GP)	31	
<b>2020-21</b>				
James Bouknight	12/20/20	Creighton (GP)	40	

\* Indicates vacated game

20-REBOUND GAMES			
Name	Date	Opponent	Rebs
<b>1959-60</b>			
Ed Martin	12/1/59	AIC	25
	12/12/59	Boston College	25
	1/9/60	Holy Cross	23
Walt Griffin	2/23/60	Canisius	20
	2/27/60	Vermont	31
	3/3/60	Colgate	28
<b>1960-61</b>			
Bob Haines	1/4/61	Rutgers	22
<b>1961-62</b>			
Walt Griffin	12/18/61	Brown	22
Gerald Manning	1/11/62	New Hampshire	28
Eddie Slomcenski	2/10/62	Vermont	23
<b>1962-63</b>			
Toby Kimball	12/8/62	Boston College	22
	1/5/63	Holy Cross	24
	2/16/63	Holy Cross	23
	2/23/63	Rutgers	20
	2/26/63	New Hampshire	24
	3/2/63	Rhode Island	22
	3/11/63	West Virginia	19
Eddie Slomcenski	1/12/63	Maine	24
<b>1963-64</b>			
Toby Kimball	12/14/63	Boston College	21
	1/4/64	Manhattan	22
	1/13/64	Maine	23
	2/8/64	Maine	23
	2/15/64	Holy Cross	23
	2/19/64	Holy Cross	24
	2/22/64	Colgate	25
<b>1964-65</b>			
Toby Kimball	12/1/64	AIC	28
	12/5/64	Yale	24
	12/9/64	Harvard	23
	12/15/64	UMass	22
	12/17/64	Maine	21
	1/27/65	Temple	20
	2/6/65	Maine	25

	2/16/65	Boston University	21
	2/20/65	American U.	24
	2/24/65	Manhattan	21
	2/27/65	New Hampshire	34
	3/3/65	Colgate	23
	3/6/65	Rhode Island	21
	3/8/65	St. Joseph's	29
<b>1965-66</b>			
Bill Corley	12/4/65	Yale	21
	12/7/65	Manhattan	21
	12/13/65	Maine	20
<b>1967-68</b>			
Bill Corley	1/10/68	New Hampshire	28
	2/3/68	Vermont	22
	2/17/68	UMass	21
	2/20/68	New Hampshire	21
<b>1968-69</b>			
Ron Hrubala	2/1/69	Vermont	20
	2/19/69	New Hampshire	20
Steve Koski	12/14/68	Fordham	20
<b>1969-70</b>			
Ron Hrubala	1/26/70	Boston University	20
	2/21/70	Colgate	21
<b>1970-71</b>			
Ron Hrubala	12/9/70	New Hampshire	20
<b>1972-73</b>			
Cal Chapman	1/24/73	Dartmouth	20
Earl Wilson	1/27/73	Vermont	21
<b>1975-76</b>			
John Thomas	1/21/76	Manhattan	21
<b>1980-81</b>			
Corny Thompson	12/30/80	Western Kentucky	20
<b>1986-87</b>			
Gerry Besselink	12/11/86	Rhode Island	21
<b>2003-04</b>			
Emeka Okafor	2/21/04	Notre Dame	22
<b>2008-09</b>			
Hasheem Thabeet	2/14/09	Seton Hall	20
<b>2010-11</b>			
Alex Oriakhi	1/8/11	Texas	21

10-ASSIST GAMES  
(assist records begin in 1969-70)

Name	Date	Opponent	Assists
<b>1969-70</b>			
Bob Boyd	12/6/69	Yale	12
	12/16/69	UMass	11
	1/31/70	Vermont	10
	2/11/70	Syracuse	11
<b>1970-71</b>			
Bob Boyd	2/17/71	Vermont	11
<b>1972-73</b>			
Ed Harrison	1/11/73	South Florida	11
	2/24/73	Rhode Island	10
<b>1975-76</b>			
Joey Whelton	12/9/75	Boston University	11
	1/9/76	Columbia	10
	3/4/76	UMass	10
Tony Hanson	2/12/76	Lafayette	12
<b>1975-76</b>			
Tony Hanson	2/12/76	Lafayette	12
Joey Whelton	12/9/75	Boston University	11
	1/9/76	Columbia	10
	3/4/76	UMass	10
<b>1983-84</b>			
Karl Hobbs	12/8/83	US International	10
	1/7/84	Pittsburgh	11
	1/25/84	New Hampshire	12
	2/25/84	Holy Cross	10
<b>1985-86</b>			
Earl Kelley	12/7/85	Boston University	14
	12/21/85	Minnesota	10
	1/29/86	Central Connecticut	13
<b>1986-87</b>			
Tate George	12/4/86	Central Connecticut	10
	12/11/86	Rhode Island	11
	3/5/87	Boston College	12
<b>1987-88</b>			
Tate George	12/12/87	Morgan State	12
<b>1988-89</b>			
Tate George	12/5/88	Marist	10
<b>1989-90</b>			
Tate George	11/24/89	Texas A & M	11
	1/30/90	Massachusetts	12
<b>1992-93</b>			
Kevin Ollie	2/15/93	Syracuse	10
	1/18/93	Georgetown	10
<b>1993-94</b>			
Kevin Ollie	12/30/93	Tennessee Tech	14
	1/10/94	Syracuse	11
	2/26/94	Pittsburgh	11
	3/11/94	St. John's	10
	3/12/94	Providence	10
Doron Sheffer	12/28/93	Texas-Arlington	10

<b>1994-95</b>			
Kevin Ollie	2/21/95	Boston College	14
	3/16/95	Tennessee-Chattanooga	11
	1/3/95	Villanova	10
<b>1996-97</b>			
Doron Sheffer			
Ricky Moore	11/25/96	Northeastern	11
	1/4/97	West Virginia	12
<b>1998-99</b>			
Khalid El-Amin	3/11/99	TX San-Antonio	10
<b>1999-00</b>			
Khalid El-Amin	12/4/99	UNC-Asheville	10
	2/9/00	Boston College	10
	2/19/00	Miami	11
<b>2000-01</b>			
Taliek Brown	1/6/01	St. John's	12
	1/10/01	Pittsburgh	10
Caron Butler	12/22/01	Fairfield	10
	12/26/01	Rhode Island	11
<b>2001-02</b>			
Taliek Brown	11/19/01	Vanderbilt	11
	2/19/02	Georgetown	10
	2/23/02	West Virginia	12
<b>2002-03</b>			
Taliek Brown	11/23/02	Quinnipiac	10
	12/3/02	Sacred Heart	10
Ben Gordon	12/3/02	Sacred Heart	10
<b>2003-04</b>			
Taliek Brown	12/30/03	Massachusetts	12
	1/28/04	Virginia Tech	11
	2/18/04	Miami	13
	2/24/04	St. John's	12
	3/12/04	Villanova	10
	3/27/04	Alabama	10
Ben Gordon	12/20/03	Iona	11
	1/17/04	North Carolina	10
	11/22/03	Sacred Heart	13
Marcus Williams			
Marcus Williams	12/22/04	CCSU	16
	12/30/04	Quinnipiac	10
	1/22/05	Pittsburgh	11
	1/30/05	Notre Dame	16
	2/15/05	Providence	13
	2/21/05	Notre Dame	12
	3/5/05	Syracuse	10
	3/10/05	Georgetown	10
<b>2005-06</b>			
Craig Austrie	12/30/05	Quinnipiac	14
Marcus Williams	1/16/06	Syracuse	11
	1/31/06	Pittsburgh	11
	2/11/06	Seton Hall	10
	2/18/06	West Virginia	10
	2/21/06	Notre Dame	13
	2/26/06	Villanova	12
	3/9/06	Syracuse	11
	3/26/06	George Mason	11
<b>2008-09</b>			
A.J. Price	12/20/08	Gonzaga	10
	3/12/09	Syracuse	10
<b>2009-10</b>			
Jerome Dyson	1/2/10	Notre Dame	10
	1/6/10	Seton Hall	10
Kemba Walker	12/2/09	Boston University	10
	1/2/10	Notre Dame	10
	1/23/10	Texas	10
<b>2010-11</b>			
Kemba Walker	12/3/10	UMBC	10
	2/16/11	Georgetown	10
	3/17/11	Bucknell	12
<b>2011-12</b>			
Shabazz Napier	11/20/11	Coppin State	13
	12/18/11	Holy Cross	13
	2/15/12	DePaul	11
<b>2012-13</b>			
Shabazz Napier	2/16/13	Villanova	10
<b>2013-14</b>			
Shabazz Napier	11/11/13	Yale	10
	1/11/14	UCF	11
	1/16/14	Memphis	10
<b>2014-15</b>			
Daniel Hamilton	12/14/14	Coppin State	11
<b>2015-16</b>			
Daniel Hamilton	12/23/15	Central Conn.	11
<b>2016-17</b>			
Jalen Adams	11/22/17	Chaminade	11*
	12/18/16	North Florida	10*
	1/11/17	Temple	12*
	1/25/17	USF	12*
	2/8/17	USF	10*
<b>2017-18</b>			
Jalen Adams	2/15/18	Tulsa (XL)	11*
<b>2018-19</b>			
Alterique Gilbert	12/5/18	Lafayette (XL)	11
Jalen Adams	3/10/19	at ECU	12
<b>2019-20</b>			
Alterique Gilbert	12/4/19	Iona (GP)	10

\* Indicates vacated game

**UCONN BIG EAST CONFERENCE  
TEAM RECORDS**

**MOST POINTS**

Syracuse (3/12/09 - BET)	117-127	60T
Providence (1/19/91)	102-108	
Notre Dame (1/12/99)	101-70	
Villanova (12/30/98)	100-76	
DePaul (1/8/13)	99-78	
at Seton Hall (2/11/06)	99-57	
Providence (2/6/96)	99-77	
at St. John's (2/4/95)	99-82	
at Seton Hall (1/3/08)	98-86	
St. John's (1/8/95)	98-78	
Georgetown (3/6/21)	98-82	
vs. St. John's (3/11/94 - BET)	97-77	
at Providence (1/22/92)	97-86	OT

**FEWEST POINTS**

Georgetown (2/27/82)	42-60	
Syracuse (2/1/99)	42-59	
Georgetown (2/1/12)	44-58	
at Georgetown (3/3/07)	46-59	
at Miami (1/22/97)	46-69	
Georgetown (2/23/85)	47-68	
at Providence (2/1/82)	47-45	OT
Notre Dame (1/29/12)	48-50	
at Pittsburgh (12/4/96)	49-56	
Georgetown (3/8/91)	49-68	

**FEWEST POINTS IN A WIN**

at Providence (2/1/82)	47-45	OT
at Syracuse (1/16/88)	51-50	
Boston College (2/15/88)	53-49	
Villanova (1/23/82)	53-51	
Seton Hall (2/13/99)	53-48	
Syracuse (3/5/83)	55-54	

**LARGEST WINNING MARGIN**

Cincinnati (3/9/08)	+45, 96-51	
at Seton Hall (2/11/06)	+42, 99-57	
Boston College (2/11/89)	+37, 86-49	
at Virginia Tech (1/28/04)	+36, 96-60	
West Virginia (1/9/99)	+35, 80-45	
DePaul (3/11/21 - BET)	+34, 94-60	
Providence (1/31/09)	+33, 94-61	
Notre Dame (1/12/99)	+31, 101-70	
Seton Hall (1/29/83)	+31, 78-47	
West Virginia (2/7/04)	+30, 88-58	

**MOST FIELD GOALS MADE**

vs. Syracuse (3/12/09 - BET)	43	
at Seton Hall (2/11/06)	41	
West Virginia (2/7/04)	39	
at Boston College (3/8/03)	39	
Georgetown (1/14/04)	38	
West Virginia (2/23/02)	38	
Providence (1/19/91)	38	
at Boston College (1/22/91)	38	

**MOST FIELD GOAL ATTEMPTS**

vs. Syracuse (3/12/09 - BET)	106	
at Notre Dame (2/8/97)	80	
at St. John's (1/2/90)	80	

**BEST FIELD GOAL PERCENTAGE**

at Boston College (1/27/87)	64.1 (25-39)	
at Syracuse (2/3/92)	62.2 (28-45)	
at Boston College (3/8/03)	60.9 (39-64)	
Providence (2/6/96)	60.7 (37-61)	
Seton Hall (12/22/79)	60.7 (34-56)	

**3-POINT FIELD GOALS**

at Virginia Tech (1/28/04)	13	
at Providence (2/8/03)	13	
Miami (1/31/95)	13	
at Syracuse (2/10/90)	12	

**3-POINT FIELD GOAL ATTEMPTS**

vs. Syracuse (3/12/09 - BET)	35	
------------------------------	----	--

at Syracuse (2/1/94)	30	
Creighton (12/20/20)	30 (ot)	
Rutgers (2/28/96)	29	
vs. Villanova - BET (3/12/95)	29	
Georgetown (2/27/13)	29 (ot)	
at St. John's-msg (2/6/13)	28	
at Syracuse (2/10/90)	28	
Georgetown (3/6/21)	28	
DePaul (3/11/21- BET)	28	

**3-POINT FIELD GOAL PERCENTAGE**

at Providence (2/8/03)	68.4, (13-19)	
at Notre Dame (2/17/98)	66.7, (8-12)	
at Pittsburgh (3/2/91)	66.7, (8-12)	
at Seton Hall (12/8/93)	63.6, (7-11)	
Boston College (2/13/01)	62.5, (5-8)	
Villanova (2/28/06)	61.5, (8-13)	
Rutgers (2/19/03)	61.5, (8-13)	
at Providence (2/22/92)	61.1, (11-18)	

**FREE THROWS MADE**

at Boston College (3/3/90)	38	
at Villanova (1/11/92)	37	

**FREE THROWS ATTEMPTED**

at Providence (2/3/90)	51	
at Providence (2/19/91)	49	
at Seton Hall (1/3/08)	47	
at Seton Hall (3/1/83)	47	

**FREE THROW PERCENTAGE**

Rutgers (2/19/03)	96.2, (25-26)	
at Georgetown (2/28/81)	94.7, (18-19)	
at Syracuse (2/28/99)	94.1, (16-17)	
at SetonHall (3/3/21)	93.8, (15-16)	
Villanova (2/5/81)	93.8, (15-16)	
Miami (1/6/96)	93.3, (14-15)	
at Seton Hall (3/2/85)	93.3, (14-15)	
at Rutgers (1/2/97)	92.9, (13-14)	
vs. Notre Dame (3/11/04)	92.3, (12-13)	

**REBOUNDS**

vs. Syracuse (3/12/09 - BET)	76	
at Seton Hall (2/11/06)	60	
Notre Dame (2/21/04)	59	
vs. Seton Hall (3/7/96)	59	
at St. John's (2/9/02)	57	
Boston College (2/11/89)	57	
Notre Dame (2/21/06)	56	
Notre Dame (1/3/98)	56	
Providence (1/24/87)	56	
West Virginia (2/23/02)	25	
at Seton Hall (3/2/96)	25	
Georgetown (1/16/96)	25	
Pittsburgh (2/6/96)	25	

**TURNOVERS**

vs. Syracuse (3/12/09 - BET)	27	
at Pittsburgh (12/4/96)	27	
at Georgetown (2/28/81)	26	

**STEALS**

Providence (1/23/80)	19	
at St. John's (1/22/91)	18	
St. John's (1/12/91)	18	

**BLOCKS**

Notre Dame (2/21/06)	19	
Providence (1/31/09)	17	
St. John's (2/5/05)	17	
vs. Syracuse (3/12/09 - BET)	16	
St. John's (1/25/06)	16	
at Syracuse (1/16/06)	16	
Rutgers (1/15/05)	16	
DePaul (2/19/08)	15	

**UCONN BIG EAST CONFERENCE  
INDIVIDUAL RECORDS**

**MOST POINTS**

Donyell Marshall	(at St. John's 1/15/94)	42
Donyell Marshall	(vs. St. John's 3/11/94)	42
James Bouknight	(vs. Creighton, ot, 12/20/20)	40
Ray Allen	(vs. Rutgers, 2/28/96)	39
Richard Hamilton	(vs. Boston College, 1/6/99)	39
Richard Hamilton	(at Boston College 1/11/98)	38
Chris Smith	(vs. St. John's, 1/7/92)	37

**MOST FIELD GOALS MADE**

Donyell Marshall	(vs. St. John's, 3/11/94)	15
Richard Hamilton	(vs. Boston College, 1/6/99)	14
James Bouknight	(vs. Creighton, ot, 12/20/20)	13

**MOST FIELD GOAL ATTEMPTS**

Cliff Robinson	(Villanova, 1/4/89)	29
Richard Hamilton	(Miami, 1/20/99)	28

**3-POINT FIELD GOALS MADE**

Ray Allen	(Rutgers, 2/28/96)	9
A.J. Price	(at Marquette, 2/25/09)	8
Ray Allen	(Miami, 1/31/95)	8

**3-POINT FIELD GOALS ATTEMPTS**

Ray Allen	(Rutgers, 2/28/96)	14
A.J. Price	(vs. Syracuse, 3/12/09)	13
A.J. Price	(at Marquette, 2/25/09)	13
Jerome Dyson	(at Syracuse, 2/17/07)	13
Rashad Anderson	(at St. John's 2/24/04)	13

**FREE THROWS MADE**

Donyell Marshall	(at St. John's, 1/15/94)	20
Richard Hamilton	(Notre Dame, 1/12/99)	14
Kemba Walker	(at Villanova, 2/15/10)	14
Kemba Walker	(West Virginia, 2/22/10)	14
Ryan Boatright	(at Cincinnati, 3/2/13)	14

**FREE THROWS ATTEMPTED**

Donyell Marshall	(at St. John's, 1/15/94)	20
Kemba Walker	(West Virginia, 2/22/10)	17
Caron Butler	(at Boston College, 1/3/01)	17
Rod Sellers	(vs. St. John's, 3/13/92)	17
Cliff Robinson	(Villanova, 1/20/88)	17

**FREE THROW PERCENTAGE (min. 10 attempts)**

Donyell Marshall	(at St. John's, 1/15/94)	100.0 (20-20)
Tony Robertson	(Rutgers, 2/19/03)	100.0 (13-13)
Cliff Robinson	(at Pittsburgh, 3/4/92)	100.0 (11-11)
Earl Kelley	(Seton Hall, 1/21/86)	100.0 (11-11)
Doug Wiggins	(at South Florida, 2/16/08)	100.0 (11-11)
Kemba Walker	(Notre Dame, 3/5/11)	100.0 (10-10)
Kemba Walker	(Louisville, 2/28/10)	100.0 (10-10)
Donyell Marshall	(vs. St. John's, 3/11/94)	100.0 (10-10)
Doron Sheffer	(Providence, 2/6/96)	100.0 (10-10)
Ryan Boatright	(at Seton Hall, 2/10/13)	100.0 (10-10)

**REBOUNDS**

Emeka Okafor	(Notre Dame, 2/21/04)	22
Hasheem Thabeet	(at Seton Hall, 2/14/09)	20
Rod Sellers	(Seton Hall, 2/8/92)	19
Travis Knight	(vs. Seton Hall, 3/7/96)	19
Emeka Okafor	(at St. John's, 2/24/04)	18
Emeka Okafor	(vs. Seton Hall, 3/13/03)	18
Cornly Thompson	(Boston College, 2/28/80)	18

**ASSISTS**

Marcus Williams	(at Notre Dame, 1/30/05)	16
Kevin Ollie	(Boston College, 2/21/95)	14
Marcus Williams	(at Providence, 2/15/05)	13
Taliek Brown	(Miami, 2/18/04)	13

**TURNOVERS**

Richard Hamilton	(at Providence, 2/22/99)	9
Doron Sheffer	(Georgetown, 2/19/96)	9

**BLOCKS**

Hasheem Thabeet	(Providence, 1/31/09)	10
Hasheem Thabeet	(at Notre Dame, 1/5/08)	10
Hasheem Thabeet	(at Seton Hall, 2/14/09)	9
Hilton Armstrong	(Louisville, 3/4/06)	9
Josh Boone	(St. John's, 2/5/05)	9
Emeka Okafor	(St. John's, 2/22/03)	9
Emeka Okafor	(at Rutgers, 1/30/02)	9
Emeka Okafor	(Boston College, 2/16/02)	9
Cliff Robinson	(Georgetown, 2/6/88)	9

**STEALS**

Jerome Dyson	(St. John's, 1/8/08)	9
Scott Burrell	(Georgetown, 2/11/91)	8
Bobby Dulin	(Providence, 1/23/80)	8

## XL CENTER RECORDS

### XL Center Won-Lost Records

**44 seasons --- 276-103 (.728)**

Season	Record
1975-76	0-1
1976-77	3-4
1977-78	3-1
1978-79	--
1979-80	0-1
1980-81	4-2
1981-82	3-4
1982-83	3-4
1983-84	2-5
1984-85	3-5
1985-86	2-6
1986-87	2-7
1987-88	6-6
1988-89	10-3
1989-90	9-1
1990-91	5-2
1991-92	8-1
1992-93	5-4
1993-94	8-0
1994-95	9-0
1995-96	9-0
1996-97	7-5
1997-98	12-0
1998-99	7-1
1999-00	8-1
2000-01	9-1
2001-02	7-2
2002-03	9-0
2003-04	9-1
2004-05	8-2
2005-06	10-0
2006-07	8-3
2007-08	8-1
2008-09	7-2
2009-10	7-3
2010-11	8-2
2011-12	8-2
2012-13	7-2
2013-14	7-1
2014-15	9-2
<i>(includes 3-1 in AAC Championship)</i>	
2015-16	6-2
2016-17	6-4
<i>(includes 2-1 in AAC Championship)</i>	
2017-18	4-3
2018-19	5-4
2019-20	6-2

**AAC Opponents (22-14)**

Opponent	UConn vs.
Cincinnati	3-3
East Carolina	3-0
Houston	1-2
Memphis	3-0
SMU	2-2
Temple	1-2
Tulane	1-0
Tulsa	2-2
UCF	2-1
USF	4-0
Wichita State	0-2

**BIG EAST Opponents (95-65)**

Opponent	UConn vs.
Boston College	9-3
Cincinnati	2-1
DePaul	1-0
Georgetown	8-11
Louisville	1-2
Marquette	0-3
Miami	3-0
Notre Dame	7-2
Providence	7-8
Pittsburgh	10-6
Rutgers	5-0
St. John's	7-8
Seton Hall	5-4
South Florida	3-0
Syracuse	12-9
Villanova	9-8
Virginia Tech	2-0
West Virginia	4-0

**Non-Conference (159-24)**

Opponent	UConn vs.
Air Force	2-0
Arizona	0-1
Arizona State	1-0
Arkansas	1-0
Army	2-0
Auburn	0-1
Ball St.	1-0
Boston College	0-1
Boston Univ.	4-0
Bryant	1-0
California	2-0
Central Arkansas	1-0
Central Connecticut	7-0
Central Florida	1-0
Colgate	1-0
Columbia	1-0
Coppin St.	6-0
Cornell	1-0
Drexel	1-0
Fairfield	14-0
Florida A&M	1-0
Fordham	2-0
Furman	1-0
Gardner-Webb	1-0
Georgetown	1-0
George Washington	1-0
Hartford	11-1
Harvard	2-0
Holy Cross	1-1
Illinois	1-0
Illinois State	0-1
Indiana	1-1
Iona	2-1
Kansas	0-1
Lafayette	3-0
Lehigh	2-0
Louisiana State	1-0
Louisiana Tech	1-0
Loyola (Md.)	1-0
Maine	6-0
Manhattan	1-0
Maryland	1-0
Maryland- Eastern Shore	1-0
Massachusetts	7-1
Minnesota	1-1
Mississippi	1-0
Mississippi St.	1-0
Monmouth	1-0
NJIT	1-0
New Hampshire	5-0
Niagara	0-1
NC Asheville	1-0
North Carolina	0-1
NC-Wilmington	1-0
Northeastern	3-1
Ohio State	0-1
Pepperdine	2-0
Princeton	1-0
Providence	0-1
Purdue	0-1
Quinnipiac	4-0
Rhode Island	3-2
Rice	1-0
Rutgers	0-1
Sacred Heart	4-0
Saint Peter's	1-0
St. Bonaventure	1-1
St. Francis (PA)	1-0
St. Joseph's	1-0
St. Mary's	1-0
South Florida	1-0
Stanford	0-1
Stony Brook	4-0
SW Texas St.	1-0
Tennessee	1-0
Texas	1-0
Texas A&M	1-0
Towson St.	1-0
UMass-Lowell	1-0
Vermont	1-0
Villanova	0-1
Virginia	1-1
Wagner	1-0
Wake Forest	1-0
Washington	1-0
Western Kentucky	1-0
Yale	7-0

**Most Points By UConn**

Opp.	Date
123 Quinnipiac	12/30/04
117 UNC Asheville	12/21/02
117 Central Connecticut	12/11/93
116 Central Connecticut	1/23/96
112 Central Connecticut	12/27/91
111 Quinnipiac	12/30/05
111 Sacred Heart	11/22/03
111 Wagner	11/27/98
110 New Hampshire	11/26/01
110 Lafayette	11/25/94

**Most Points Against UConn**

Opp.	Date
108 Providence	1/19/91
95 Syracuse	1/18/84
94 Hartford	12/28/87
93 St. John's	2/10/82
90 Northeastern	12/28/85

**Most Points**

42 Kemba Walker vs. Vermont	11/17/10
42 Cliff Robinson vs. Hartford	12/28/87
40 Amida Brimah vs. Coppin State	12/14/14
35 Richard Hamilton vs. Fairfield	12/30/97
34 Ben Gordon vs. Massachusetts	12/30/03
34 Khalid El-Amin vs. Notre Dame	1/5/00
34 Shabazz Napier vs. Memphis	2/15/14
32 Stanley Robinson vs. Maine	12/22/07
32 Earl Kelley vs. Northeastern	12/28/85
31 Ray Allen vs. Boston College	2/21/95
31 Ray Allen vs. Yale	12/8/95
31 Richard Hamilton vs. Pittsburgh	2/25/97
31 Richard Hamilton vs. Pittsburgh	2/14/98
31 DeAndre Daniels vs. Temple	1/21/14
31 Jalen Adams vs. Monmouth	12/2/17
30 Cliff Robinson vs. Pittsburgh	12/29/80
30* Rodney Purvis vs. USF	3/9/17
30 Christian Vital vs. Boston University	11/19/17

**Most Field Goals Made**

15 Kemba Walker vs. Vermont	11/17/10
14 Cliff Robinson vs. Hartford	12/28/87
13 Stanley Robinson vs. Maine	12/22/07
13 Stanley Robinson vs. Iona	12/27/09
13 Donyell Marshall vs. Georgetown	1/4/94
13 Richard Hamilton vs. Fairfield	12/30/97
13 Amida Brimah vs. Coppin State	12/14/14
13* Jalen Adams vs. Monmouth	12/2/17
12 Ben Gordon vs. Massachusetts	12/30/03
12 Ben Gordon vs. UNC Asheville	12/21/02
12 Alvin Frederick vs. Villanova	1/27/84
12 Donny Marshall vs. Central Ct.	12/11/93
12 Cliff Robinson vs. California	3/20/89

**Most Field Goals Attempted**

29 Cliff Robinson vs. Providence	1/4/89
26 Khalid El-Amin vs. Notre Dame	1/5/00
26 Ray Allen vs. St. John's	1/8/95
25 Earl Kelley vs. Northeastern	12/28/85
24 Kemba Walker vs. Vermont	11/17/10
24 Caron Butler vs. Vanderbilt	11/19/01
24 Chris Smith vs. Furman	12/28/91

**Most Rebounds**

22 Emeka Okafor vs. Notre Dame	2/22/04
20 Corny Thompson vs. Western Ky.	12/30/80
17 Hasheem Thabeet vs. Seton Hall	1/18/09
17 Jeff Adrien vs. Fairfield	11/18/06
16 Stanley Robinson vs. Notre Dame	1/2/10
16 Josh Carlton vs. ECU	2/3/19

**Most Assists**

16 Marcus Williams vs. Central Ct.	12/22/04
14 Craig Austrie vs. Quinnipiac	12/30/05
14 Kevin Ollie vs. Boston College	2/21/95
13 Marcus Williams vs. Notre Dame	2/21/06
13 Taliek Brown vs. Miami	2/18/04
13 Marcus Williams vs. Sacred Heart	11/22/04
13 Shabazz Napier vs. Coppin State	11/20/11
13 Shabazz Napier vs. Holy Cross	12/18/11

**Most 3-Point FG Made**

8 Ray Allen vs. Miami	1/3/95
7 Ben Gordon vs. Massachusetts	12/30/03
7 Khalid El-Amin vs. Hartford	12/28/88

**Most 3-Point FG Attempts**

14 Rashad Anderson vs. Rice	12/19/04
13 Chris Smith vs. California	3/17/90
13 Rodney Purvis vs. SMU	3/15/15
13* Rodney Purvis vs. Auburn	12/23/16
12 Six Times	

**Most Free Throws Made**

15 Albert Mouring vs. Quinnipiac	11/17/01
14 Kemba Walker vs. West Virginia	2/22/10
14 Richard Hamilton vs. Notre Dame	1/12/99
14 Amida Brimah vs. Coppin State	12/14/14
14 Cliff Robinson vs. Hartford	12/28/87
13 Tony Robertson vs. Rutgers	2/19/03

**Most Free Throws Attempted**

21 Cliff Robinson vs. Hartford	12/28/87
17 Kemba Walker vs. West Virginia	2/22/10
17 Cliff Robinson vs. Villanova	1/20/88
16 Albert Mouring vs. Quinnipiac	11/17/00
16 Amida Brimah vs. Coppin State	12/14/14

\* Indicates vacated game

**INDIVIDUAL OPPONENT TOP PERFORMANCES**

**Most Points**

35 Trent Tucker (Minnesota)	3/16/81
34 Reggie Williams (Georgetown)	2/11/87
33 J.R. Bremer (St. Bonaventure)	12/28/01
33 Troy Murphy (Notre Dame)	1/5/00
32 Joe Alexander (West Virginia)	3/1/08
32 Leonard Taylor (California)	3/20/89
32 Mike Polaha (Lehigh)	12/30/86

**Most Field Goals Made**

14 Luke Harangody (Notre Dame)	1/2/10
14 Joe Alexander (West Virginia)	3/1/08
14 Trent Tucker (Minnesota)	3/16/81
13 Chris Mullen (St. John's)	2/11/84
12 Dave Johnson (Syracuse)	3/4/92
12 John Wallace (Syracuse)	1/21/96

**Most Field Goals Attempted**

27 Luke Harangody (Notre Dame)	1/2/10
26 Laurence Moten (Syracuse)	1/10/94
25 Carmelo Anthony (Syracuse)	2/10/03
25 John Wallace (Syracuse)	1/21/96
24 Joe Alexander (West Virginia)	3/1/08
24 Tywain McKee (Coppin St.)	12/27/06

**Most Rebounds**

23 DeJuan Blair (Pittsburgh)	2/16/09
21 Jerome Lane (Pittsburgh)	2/21/87
17 Etan Thomas (Syracuse)	3/4/00
17 Derrick Coleman (Syracuse)	2/20/88

**Most Assists**

12 Mark Jackson (St. John's)	1/18/86
10 Five Times	

**Most 3-Point Field Goals Made**

7 Mike Polaha (Lehigh)	12/30/86
7 Sterling Taplin (Tulsa)	2/15/18
6 7 Times	

**Most 3-point Field Goal Attempts**

17 Mike Polaha (Lehigh)	12/30/86
13 Lawrence Moten (Syracuse)	1/10/94
12 Levell Sanders (Seton Hall)	1/13/98

**Most Free Throws Made**

16 Leonard Taylor (California)	3/20/89
15 Gary Clark (Cincinnati)	3/11/17
14 Tony Bruin (Syracuse)	2/13/82
14 Chris Mullen (St. John's)	2/10/82
12 Marvin Saddler (Providence)	1/19/91

**Most Free Throws Attempted**

18 Leonard Taylor (California)	3/20/89
16 Tony Bruin (Syracuse)	2/13/82
16 Chris Mullen (St. John's)	2/10/82
16 Gary Clark (Cincinnati)	3/11/17



# HARRY A. GAMPEL PAVILION RECORDS

## Gampel Pavilion Won-Lost Records

32 seasons -- 202-40 (.835)

Season	Record
1989-90	5-0
1990-91	7-2
1991-92	6-1
1992-93	5-2
1993-94	7-0
1994-95	5-1
1995-96	6-0
1996-97	6-2
1997-98	6-0
1998-99	6-1
1999-00	5-2
2000-01	8-1
2001-02	6-0
2002-03	5-2
2003-04	8-0
2004-05	6-1
2005-06	6-0
2006-07	7-2
2007-08	8-0
2008-09	7-0
2009-10	8-1
2010-11	5-2
2011-12	5-2
2012-13	6-1
2013-14	7-2
2014-15	4-4
2015-16	8-1
2016-17	4-3
2017-18	7-2
2018-19	8-1
2019-20	8-1
2020-21	7-3

### AAC Opponents (26-8)

Opponent	UConn vs.
Cincinnati	1-2
East Carolina	2-0
Houston	2-1
Louisville	0-1
Memphis	1-2
Rutgers	1-0
SMU	2-1
Temple	3-1
Tulane	4-0
Tulsa	1-0
UCF	4-0
USF	4-0
Wichita State	1-0

### BIG EAST Opponents (81-22)

Opponent	UConn vs.
Boston College	5-1
Butler	1-0
Cincinnati	1-1
Creighton	0-1
DePaul	4-0
Georgetown	4-1
Louisville	1-2
Marquette	2-1
Miami	7-2
Notre Dame	3-1
Pittsburgh	3-1
Providence	10-2
Rutgers	4-0
St. John's	10-4
Seton Hall	9-2
South Florida	1-0

Syracuse	4-1
Villanova	6-2
Virginia Tech	1-0
West Virginia	5-0

### Non-Conference (95-10)

Opponent	UConn vs.
Albany	1-0
Arizona	1-0
Arizona State	0-1
Army	1-0
Boston Univ.	2-0
Bradley	1-0
Brown	1-0
Bryant	1-0
Buffalo	2-0
Central Ct.	2-0
Charleston	1-0
Colgate	2-0
Columbia	2-0
Coppin St.	1-0
Delaware St.	1-0
Detroit Mercy	1-1
Fairfield	3-0
Fairleigh Dickinson	1-0
Florida	2-0
Florida International	1-0
Florida St.	0-1
Fordham	1-0
Furman	1-0
Georgia Tech	1-0
Hartford	3-0
Harvard	4-0
Hofstra	1-0
Houston	1-0
Iona	2-0
Jackson St.	0-1
Maine	2-0
Manhattan	1-0
Massachusetts	1-0
Michigan	1-0
Michigan St.	1-0
UMKC	1-0
Morehead State	2-0
Morgan State	1-0
Nebraska	1-0
Nevada	1-0
New Hampshire	4-0
UNC Asheville	1-0
North Carolina	1-0
North Carolina St.	0-1
Northeastern	4-1
North Florida	1-0
Ohio State	1-0
Oklahoma	1-0
Quinnipiac	4-0
Rhode Island	1-0
Richmond	1-0
Sacred Heart	3-0
St. Joseph's	0-1
South Carolina	1-0
Stanford	1-0
Stony Brook	2-0
Texas	2-1
Texas Southern	2-0
UMass-Lowell	1-0
Vermont	2-0
Virginia	1-0
Wagner	2-1
Western Carolina	1-0
William & Mary	1-0
Winthrop	1-0
Yale	2-1

### Most Points By UConn

Opp.	Date
129 Morehead State	12/23/05
116 Sacred Heart	12/3/02
115 Central Conn.	1/10/91
113 Texas Southern	12/2/05
113 Winthrop	1/2/94
106 Texas Southern	12/3/06
102 Central Connecticut	11/25/20
102 Quinnipiac	11/15/99
102 Hartford	1/5/95
101 Detroit	11/14/13
100 Maine	11/13/15

### Most Points Against UConn

Opp.	Date
96 St. Joseph's	11/13/19
96 Villanova	2/18/95
95 Boston College	2/1/03
90 Jackson St.	3/19/93
86 Florida St.	2/6/93
86 Texas	12/15/93
85 Wagner	12/7/02
83 Memphis	2/25/18

### UCONN INDIVIDUAL TOP PERFORMANCES

Most Points	Date
40 (ot) James Bouknight vs. Creighton	12/20/20
39 Ray Allen vs. Rutgers	2/28/96
37 Ben Gordon vs. Nevada	11/19/03
37 Chris Smith vs. St. John's	1/7/92
34 Kemba Walker vs. Notre Dame	3/5/11
33 Rashad Anderson vs. Morehead State	12/23/05
32 Jerome Dyson vs. Texas	1/23/10
32 Richard Hamilton vs. Richmond	11/19/98
32 Chris Smith vs. Providence	2/22/92
31 Ben Gordon vs. Sacred Heart	12/3/02
31 Ray Allen vs. Syracuse	1/23/95
31 Richard Hamilton vs. Nebraska	3/21/97
31 Albert Mouring vs. Virginia Tech	2/3/01
31 Jalen Adams vs. Tulane	1/19/19
30 Jeremy Lamb vs. Columbia	11/11/11
30 Shabazz Napier vs. Louisville	1/18/14

### Most Field Goals Made

13 (ot) James Bouknight vs. Creighton	12/20/20
13 Chris Smith vs. St. John's	1/7/92
13 Ray Allen vs. Rutgers	2/28/96
13 Jalen Adams vs. Tulane	1/19/19
12 Rashad Anderson vs. Morehead State	12/23/05
12 Donyell Marshall vs. Florida St.	2/6/93
12 Richard Hamilton vs. West Virginia	12/13/97
12 Richard Hamilton vs. Nebraska	3/21/97
12 Khalid El-Amin vs. Vermont	11/19/99

### Most Field Goals Attempted

26 Jalen Adams vs. Tulane	1/19/19
24 (ot) James Bouknight vs. Creighton	12/20/20
23 Jerome Dyson vs. Texas	1/23/10
23 Donyell Marshall vs. Miami	2/5/94
22 Kemba Walker vs. Notre Dame	3/5/11
22 Richard Hamilton vs. Miami	2/20/99
22 Khalid El-Amin vs. Miami	2/20/99
22 Ray Allen vs. Rutgers	2/28/96
22 Chris Smith vs. Seton Hall	2/8/92
22 Chris Smith vs. St. John's	1/7/92
22 Chris Smith vs. St. John's	1/13/91

### Most Rebounds

19 Emeke Okafor vs. Wagner	12/7/02
19 Rod Sellers vs. Seton Hall	2/8/92
17 Hasheem Thabeet vs. Delaware St.	12/1/08
17 Hasheem Thabeet vs. Western Carolina	11/14/08
16 Daniel Hamilton vs. East Carolina	2/7/16
16 Christian Vital vs. St. Joseph's	11/13/19

### Most Assists

12 Marcus Williams vs. Villanova	2/26/06
12 Taliek Brown vs. West Virginia	2/23/02
12 Taliek Brown vs. St. John's	1/6/01
12 Doron Sheffer vs. Rutgers	2/28/96
12* Jalen Adams vs. Temple	1/11/17

### Most 3-Point Field Goals Made

9 Ray Allen vs. Rutgers	2/28/96
8 Ben Gordon vs. Quinnipiac	12/13/03
7 Rashad Anderson vs. Morehead State	12/23/05

7 Shabazz Napier vs. Rutgers	3/5/14
7 Ryan Boatright vs. East Carolina	2/4/15
7 Christian Vital vs. Columbia	11/29/17
7 Christian Vital vs. Temple	3/7/19

### Most 3-Point Field Goals Attempted

13 Ben Gordon vs. Quinnipiac	12/13/03
12 (ot) James Bouknight vs. Creighton	12/20/20
12 Christian Vital vs. SMU	1/25/18
12 Christian Vital vs. Columbia	11/29/17
12 Christian Vital vs. St. Joseph's	11/13/19
11 Shabazz Napier vs. Georgetown	2/27/13
11 Chris Smith vs. Providence	2/22/92
11 Shabazz Napier vs. Rutgers	3/5/14
11 Christian Vital vs. Temple	3/7/19

### Most Free Throws Made

14 Jerome Dyson vs. Hofstra	11/17/09
13 Christian Vital vs. St. Joseph's	11/13/19
12 Chris Smith vs. Boston College	2/5/91
11 Ben Gordon vs. Sacred Heart	12/3/02
11 Chris Smith vs. Providence	2/19/90
11 Shabazz Napier vs. Louisville	1/18/14

### Most Free Throws Attempted

16 Chris Smith vs. Villanova	1/27/92
16 Chris Smith vs. Boston College	2/5/91

\* Indicates vacated game

### OPPONENT INDIVIDUAL TOP PERFORMANCES

Most Points	Date
40 Scottie Reynolds (Villanova)	2/28/07
39 Lindsey Hunter (Jackson St.)	3/19/93
37 Kerry Kittles (Villanova)	2/18/95
35 Brandon Young (DePaul)	1/8/13
34 Shizz Alston (Temple)	3/7/19
32 Luke Harangody (Notre Dame)	2/13/08
31 Derrick Brown (Providence)	1/29/97
30 Jeremy Lin (Harvard)	12/6/09
30 Lamar Morgan (Coppin St.)	12/9/17
30 Ryan Daly (St. Joseph's)	11/13/19

### Most Field Goals Made

13 Brandon Young (DePaul)	1/8/13
13 Luke Harangody (Notre Dame)	2/13/08
12 5 Times, Most recent: Shizz Alston (Temple)	3/7/19

### Most Field Goals Attempted

27 Rodney Monroe (North Carolina St.)	2/16/91
27 Ryan Daly (St. Joseph's)	11/13/19
26 Malik Sealy (St. John's)	1/7/92

### Most Rebounds

17 Kitwana Rhymer (Massachusetts)	11/22/99
16 Luke Harangody (Notre Dame)	2/13/08
16 Michael Smith (Providence)	1/23/93

### Most Assists

15 Omar Cook (St. John's)	1/6/01
10 Sharaud Curry (Providence)	1/31/09
10 Marty Higgins (Maine)	12/7/91
10 God Shammgod (Providence)	2/6/96
10 Jarron Cumberland (Cincinnati)	2/9/20

### Most 3-Point Field Goals Made

7 Eric Eberz (Villanova)	2/18/95
7 Lamar Morgan (Coppin St.)	12/9/17
6 11 Times	

### Most 3-Point Field Goals Attempted

15 Scottie Reynolds (Villanova)	2/28/07
15 Rashad Phillips (Detroit Mercy)	3/18/01
15 Bernard Cieplickie (Fairfield)	12/23/91
14 Jason Harris (Fairfield)	12/12/99

### Most Free Throws Made

15 Hakim Warrick (Syracuse)	3/5/05
13 Calvin Bowman (West Virginia)	2/26/00
12 Zendon Hamilton (St. John's)	1/8/97
12 Russ Smith (Louisville)	1/18/14

### Most Free Throws Attempted

22 Hakim Warrick (Syracuse)	3/5/05
20 Zendon Hamilton (St. John's)	1/8/97
17 Mike Bond (Hartford)	1/15/95
15 Danya Abrams (Boston College)	12/7/96
15 Russ Smith (Louisville)	1/18/14



introductions at Gampel Pavilion.

TRIPLE-DOUBLES, DOUBLE-DOUBLES (since 1959-60)

TRIPLE-DOUBLES			
<b>2015-16 Season</b>			
Daniel Hamilton	11 pts, 11 reb, 11 ast	CCSU (XL)	12/23/15
<b>2013-14 Season</b>			
Shabazz Napier	14 pts, 11 reb, 10 ast	Yale (XL)	11/11/13
<b>2011-12 Season</b>			
Shabazz Napier	22 pts, 12 reb, 13 ast	Coppin St. (XL)	11/20/11
<b>2010-11 Season</b>			
Kemba Walker	24 pts, 13 reb, 10 ast	UMBC (XL)	12/3/10
<b>2008-09 Season</b>			
Hasheem Thabeet	15 pts, 11 reb, 10 blk	Providence (GP)	1/31/09
<b>2005-06 Season</b>			
Marcus Williams	18 pts, 10 reb, 13 ast	Notre Dame (HCC)	2/21/06
<b>2003-04 Season</b>			
Ben Gordon	17 pts, 16 reb, 11 ast	Iona (HCC)	12/20/03
Emeka Okafor	18 pts, 15 reb, 10 blk	Army (GP)	12/6/03
<b>2000-01 Season</b>			
Caron Butler	14 pts, 12 reb, 11 ast	Rhode Island (HCC)	12/26/00
<b>1995-96 Season</b>			
Doron Sheffer	10 pts, 10 reb, 11 ast	Hartford (HCC)	12/30/95
<b>1993-94 Season</b>			
Donyell Marshall	23 pts, 11 reb, 10 blk	Hartford (HCC)	1/17/94

DOUBLE-DOUBLES			
<b>2020-21 Season</b>			
Isaiah Whaley	10 pts, 10 reb	Hartford (GP)	11/27/20
	15 pts, 13 reb	at Marquette	1/5/21
	12 pts, 10 reb	at Xavier	2/13/21
	17 pts, 10 reb	at Seton Hall	3/3/21
Tyrese Martin	22 pts, 10 reb	DePaul (GP)	12/30/20
	14 pts, 10 reb	vs. DePaul (N-BET)	3/11/21
James Bouknight	21 pts, 10 reb	at Villanova	2/20/21
	20 pts, 10 reb	at Georgetown	2/23/21
Josh Carlton	11 pts, 10 reb	DePaul (GP)	12/30/20
Adama Sanogo	10 pts, 10 reb	Georgetown (GP)	3/6/21
<b>2019-20 Season</b>			
Isaiah Whaley	13 pts, 11 reb	at Houston	1/23/20
	10 pts, 12 reb	at Tulsa	2/6/20
	18 pts, 14 reb	at Temple	2/20/20
	18 pts, 11 reb	UCF (XL)	2/26/20
	10 pts, 10 reb	at Tulane	3/8/20
Christian Vital	26 pts, 16 reb	St. Joseph's (GP)	11/13/19
	16 pts, 10 reb	vs. Buffalo (N)	11/21/19
	15 pts, 10 reb	Temple (GP)	1/29/20
Josh Carlton	12 pts, 10 reb	vs. Buffalo (N)	11/21/19
	19 pts, 12 reb	Iona (GP)	12/4/19
	13 pts, 12 reb	Wichita State (XL)	1/12/20
James Bouknight	19 pts, 10 reb	at ECU	2/29/20
Alterique Gilbert	12 pts, 10 ast	Iona (GP)	12/4/19
Tyler Polley	19 pts, 11 reb	Tulane (GP)	1/8/20
<b>2018-19 Season</b>			
Jalen Adams	19 pts, 12 reb	Wichita State (GP)	1/26/19
	13 pts, 12 ast	at ECU	3/10/19
	15 pts, 10 reb	vs. Houston (N-AAC)	3/15/19
Josh Carlton	20 pts, 16 reb	East Carolina (GP)	2/3/19
	18 pts, 13 reb	at Temple	2/6/19
	20 pts, 10 reb	at East Carolina	3/10/19
	13 pts, 11 reb	vs. Houston (N-AAC)	3/15/19
Christian Vital	14 pts, 10 reb	New Hampshire (XL)	11/24/18
	16 pts, 10 reb	at Cincinnati	1/12/19
	18 pts, 13 reb	at Temple	2/6/19
Eric Cobb	13 pts, 13 reb	vs. Syracuse (N-MSG)	11/15/18
	12 pts, 10 reb	Arizona (XL)	12/2/18
<b>2017-18 Season</b>			
Mamadou Diarra	11 pts, 10 reb	Columbia (GP)	11/29/17
Jalen Adams	29 pts, 13 reb	at Tulsa (2ot)	1/3/18*
Christian Vital	20 pts, 10 reb	Tulsa (XL)	2/15/18
<b>2016-17 Season</b>			
Kentan Facey	15 pts, 14 reb	Auburn (XL)	12/23/16
	23 pts, 10 reb	Temple (GP)	1/11/17
	13 pts, 10 reb	at SMU	1/19/17
	13 pts, 10 reb	East Carolina (XL)	1/22/17
	20 pts, 12 reb	Tulane (GP)	1/28/17
	12 pts, 11 reb	at East Carolina	3/1/17
Jalen Adams	25 pts, 11 ast	vs. Chaminade (N-Mau)	11/22/16*

	13 pts, 10 ast	North Florida (GP)	12/18/16*
	11 pts, 12 ast	Temple (GP)	1/11/17*
	20 pts, 12 ast	at USF	1/25/17*
	18 pts, 10 ast	USF (GP)	2/8/17*
Christian Vital	14 pts, 10 reb	Tulane (GP)	1/28/17
<b>* Indicates vacated game</b>			
<b>2015-16 Season</b>			
Daniel Hamilton	13 pts, 11 reb	New Hampshire (GP)	11/17/15
	18 pts, 12 reb	Syracuse (N)	11/26/15
	14 pts, 13 reb	Sacred Heart (XL)	12/2/15
	12 pts, 11 reb	UMass-Lowell (XL)	12/20/15
	16 pts, 13 reb	at Memphis	2/4/16
	12 pts, 16 reb	East Carolina (GP)	2/7/16
	12 pts, 10 reb	Tulsa (GP)	2/13/16
	32 pts, 12 reb	Cincinnati (N-AAC)	3/11/16
	19 pts, 11 reb	Temple (N-AAC)	3/12/16
	12 pts, 11 reb	Memphis (N-AAC)	3/13/16
	17 pts, 10 reb	Colorado (N-NCAA)	3/17/16
Shonn Miller	17 pts, 10 reb	Maine (GP)	11/13/15
Kentan Facey	10 pts, 12 reb	Central Conn. (XL)	12/23/15
<b>2014-15 Season</b>			
Daniel Hamilton	11 pts, 11 ast	Coppin State (XL)	12/14/14
	10 pts, 12 reb	Temple (XL)	12/31/14
	16 pts, 12 reb	at Tulsa	1/13/15
	11 pts, 11 reb	Tulsa (XL)	2/12/15
	25 pts, 13 reb	at Memphis	2/19/15
Amida Brimah	40 pts, 12 reb	Coppin State (XL)	12/14/14
	19 pts, 12 reb	at Memphis	2/19/15
Kentan Facey	12 pts, 12 reb	Central Conn. (XL)	12/28/14
<b>2013-14 Season</b>			
Shabazz Napier	12 pts, 12 reb	Boston University (GP)	11/17/13
	14 pts, 11 ast	Central Florida (GP)	1/11/14
	17 pts, 10 ast	at Memphis	1/16/14
	17 pts, 12 reb	at Temple	2/20/14
	18 pts, 11 reb	Cincinnati (XL)	3/1/14
DeAndre Daniels	23 pts, 11 reb	at Memphis	1/16/14
	31 pts, 12 reb	Temple (XL)	1/21/14
	17 pts, 10 reb	vs. Louisville (N)	3/15/14
	27 pts, 10 reb	vs. Iowa St. (N)	3/28/14
	20 pts, 10 reb	vs. Florida (N)	4/5/14
<b>2012-13 Season</b>			
DeAndre Daniels	25 pts, 10 reb	Georgetown	2/27/13
	23 pts, 10 reb	at South Florida	3/6/13
<b>2011-12 Season</b>			
Andre Drummond	11 pts, 14 reb	Maine	11/17/11
	12 pts, 10 reb	vs. Florida State	11/26/11
	16 pts, 11 reb	St. John's	12/31/11
	10 pts, 12 reb	at Rutgers	1/7/12
	20 pts, 11 reb	West Virginia	1/9/12
	10 pts, 13 reb	at Notre Dame	1/14/12
	15 pts, 11 reb	Notre Dame	1/29/12
	17 pts, 14 reb	Syracuse	2/25/12
	14 pts, 12 reb	at Providence	2/28/12
	14 pts, 10 reb	vs. Syracuse	3/8/12
Tyler Olander	11 pts, 10 reb	Maine	11/17/11
	11 pts, 10 reb	Coppin St.	11/20/11
Alex Oriakhi	14 pts, 10 reb	vs. Central Fla.	11/25/11
	14 pts, 10 reb	DePaul	2/15/12
Shabazz Napier	14 pts, 11 ast	DePaul	2/15/12
<b>2010-11 Season</b>			
Alex Oriakhi	11 pts, 18 reb	Stony Brook	11-12-10
	15 pts, 17 reb	vs Michigan State	11-23-10
	18 pts, 11 reb	vs Kentucky	11-24-10
	11 pts, 21 reb	at Texas	1-8-11
	17 pts, 12 reb	Rutgers	1-11-11
	14 pts, 12 reb	Villanova	1-17-11
	12 pts, 10 reb	Tennessee	1-22-11
	12 pts, 15 reb	Marquette	2-24-11
	13 pts, 19 reb	vs DePaul	3-8-11
	15 pts, 11 reb	vs Syracuse	3-11-11
	11 pts, 11 reb	vs Butler	4-4-11
Roscoe Smith	10 pts, 10 reb	Fairleigh Dickinson	12-8-10
Kemba Walker	31 pts, 10 ast	Georgetown	2-16-11
	33 pts, 12 reb	vs Syracuse	3-11-11
	18 pts, 12 ast	vs Bucknell	3-17-11
<b>2009-10 Season</b>			
Jerome Dyson	24 pts, 14 reb	Harvard	12/06/09
	20 pts, 10 ast	Notre Dame	01/02/10
	16 pts, 10 ast	Seton Hall	01/06/10
Gavin Edwards	17 pts, 13 reb	Louisville	02/28/10
	10 pts, 11 reb	at Notre Dame	03/03/10
Alex Oriakhi	11 pts, 10 reb	at Georgetown	01/09/10
Stanley Robinson	14 pts, 11 reb	vs LSU	11/25/09
	18 pts, 12 reb	Harvard	12/06/09

	14 pts, 12 reb	Maine	12/22/09
	22 pts, 16 reb	Notre Dame	01/02/10
	17 pts, 12 reb	Texas	01/23/10
	14 pts, 11 reb	at Louisville	02/01/10
	15 pts, 13 reb	West Virginia	02/22/10
	14 pts, 13 reb	Louisville	02/28/10
Kemba Walker	15 pts, 10 ast	Boston University	12/02/09
	11 pts, 10 ast	Notre Dame	01/02/10
	19 pts, 10 ast	Texas	01/23/10
<b>2008-09 Season</b>			
Jeff Adrien	12 pts, 15 reb	Hartford	11/17/08
	22 pts, 14 reb	vs LaSalle	11/21/08
	18 pts, 10 reb	Stony Brook	12/15/08
	21 pts, 14 reb	Fairfield	12/26/08
	13 pts, 12 reb	at Cincinnati	1/10/09
	17 pts, 11 reb	at St. John's	1/15/09
	13 pts, 12 reb	Seton Hall	1/18/09
	12 pts, 14 reb	Villanova	1/21/09
	12 pts, 19 reb	at Notre Dame	1/24/09
	12 pts, 13 reb	at DePaul	1/28/09
	14 pts, 15 reb	at Seton Hall	2/14/09
	12 pts, 14 reb	vs Syracuse	3/12/09
	13 pts, 16 reb	vs Chattanooga	3/19/09
	12 pts, 10 reb	vs Missouri	3/28/09
Gavin Edwards	14 pts, 12 reb	vs Gonzaga	12/20/08
AJ Price	13 pts, 11 reb	vs Miami	11/23/08
	24 pts, 10 ast	vs Gonzaga	12/20/08
	33 pts, 10 ast	vs Syracuse	3/12/09
Stanley Robinson	19 pts, 10 reb	at Marquette	2/25/09
	28 pts, 14 reb	vs Syracuse	3/12/09
	10 pts, 11 reb	vs Purdue	3/26/09
	15 pts, 13 reb	vs Michigan State	4/4/09
Hasheem Thabeet	23 pts, 17 reb	Western Carolina	11/14/08
	19 pts, 14 reb	vs Miami	11/23/08
	16 pts, 12 reb	Bryant	11/29/08
	10 pts, 17 reb	Delaware St.	12/1/08
	21 pts, 18 reb	at Buffalo	12/4/08
	20 pts, 11 reb	Fairfield	12/26/08
	13 pts, 13 reb	at West Virginia	1/6/09
	15 pts, 17 reb	Seton Hall	1/18/09
	14 pts, 11 reb	at Louisville	2/2/09
	17 pts, 12 reb	Michigan	2/7/09
	25 pts, 20 reb	at Seton Hall	2/14/09
	14 pts, 15 reb	at Marquette	2/25/09
	16 pts, 11 reb	Notre Dame	2/28/09
	14 pts, 13 reb	at Pittsburgh	3/7/09
	19 pts, 14 reb	vs Syracuse	3/12/09
	20 pts, 13 reb	vs Chattanooga	3/19/09
	15 pts, 15 reb	vs Purdue	3/26/09
<b>2007-08 Season</b>			
Jeff Adrien	11/7/08	Morgan St.	12p, 10r
	11/20/07	Gardner-Webb	24p, 14r
	11/26/07	Florida A&M	16p, 15r
	12/16/07	Quinnipiac	12p, 14r
	12/22/07	Maine	19p, 13r
	1/5/08	Notre Dame	16p, 11r
	1/8/08	St. John's	20p, 14r
	1/17/08	Providence	16p, 15r
	1/26/08	Indiana	11p, 11r
	1/28/08	Louisville	12p, 10r
	2/6/08	Syracuse	19p, 12r
	2/9/08	Georgia Tech	23p, 11r
	2/19/08	DePaul	12p, 11r
	2/23/08	Villanova	15p, 10r
	2/26/08	Rutgers	27p, 11r
	3/1/08	West Virginia	17p, 10r
	3/21/08	San Diego	18p, 13r
Jerome Dyson	12/6/07	Northeastern	16p, 10r
Stanley Robinson	11/8/07	Buffalo	10p, 13r
	12/22/07	Maine	32p, 11r
	1/26/08	Indiana	11p, 11r
	1/28/08	Louisville	16p, 10r
	2/26/08	Rutgers	18p, 13r
Hasheem Thabeet	11/20/07	Gardner-Webb	22p, 14r
	11/26/07	Florida A&M	12p, 12r
	12/22/07	Maine	16p, 10r
	1/3/08	Seton Hall	15p, 11r
	2/9/08	Georgia Tech	24p, 15r
	2/19/08	DePaul	16p, 13r
	3/6/08	Providence	16p, 13r
<b>2006-07 Season</b>			
Jeff Adrien	11/10/06	Quinnipiac	14p, 16r
	11/17/06	Central Arkansas	14p, 11r
	11/18/06	Fairfield	17p, 12r
	11/19/06	Mississippi	13p, 10r
	12/6/06	Northeastern	18p, 12r
	12/27/06	Coppin State	16p, 11r
	1/2/07	South Florida	16p, 15r
	1/20/07	Indiana	15p, 12r
	1/22/07	Louisville	11p, 15r
	1/27/07	Providence	18p, 10r





TRIPLE-DOUBLES, DOUBLE-DOUBLES

Ray Allen	3/17/94 12/11/93	Rider Central Connecticut	12p, 10r 25p, 11r
Donny Marshall	3/11/94 1/29/94	St. John's Pittsburgh	12p, 10r 16p, 10r
Eric Hayward	1/25/94	Villanova	10p, 10r
Kevin Ollie	12/30/93	Tennessee Tech	13p, 14a
<b>1992-93 Season</b>			
Donyell Marshall	3/19/93 2/27/93 2/22/93 2/15/93 2/13/93 1/30/93 1/18/93 1/16/93 1/4/93 12/29/92	Jackson State Seton Hall Maine Syracuse Miami St. John's Georgetown Boston College Seton Hall Townson State	22p, 12r 19p, 11r 20p, 10r 16p, 14r 19p, 14r 16p, 11r 19p, 10r 16p, 10a 18p, 14r 22p, 11r
Scott Burrell	2/13/93 2/9/93 2/6/93	Miami Villanova Florida State	17p, 10r 15p, 13r 15p, 11r
Donny Marshall	1/12/93	Pittsburgh	15p, 11r
Kevin Ollie	1/18/93	Georgetown	15p, 10a
<b>1991-92 Season</b>			
Rod Sellers	3/21/92 3/4/92 2/25/92 2/22/92 2/8/92 1/17/92 1/18/92 12/27/91 12/2/91 11/22/91	Ohio State Syracuse Pittsburgh Providence Seton Hall Villanova Miami Central Connecticut Wake Forest Hartford	12p, 13r 18p, 14r 14p, 12r 19p, 16r 17p, 19r 11p, 12r 11p, 11r 17p, 13r 16p, 10r 17p, 12r
Toraino Walker	1/25/92 12/28/91 12/27/91 12/23/91	Boston College Furman Central Connecticut Fairfield	10p, 10r 10p, 10r 12p, 13r 12p, 13r
Donyell Marshall	3/21/92 3/7/92 12/27/91	Ohio State Boston College Central Connecticut	12p, 16r 19p, 11r 14p, 10r
Scott Burrell	3/19/92 12/28/91	Nebraska Furman	20p, 11r 18p, 12r
<b>1990-91 Season</b>			
Rod Sellers	3/14/91 2/27/91 2/19/91 2/2/91 1/28/91 1/10/91 1/5/91 1/2/91 12/28/90 11/27/90	LSU Seton Hall Providence Villanova Syracuse Central Connecticut Pittsburgh Boston College Lafayette Hartford	11p, 10r 21p, 12r 15p, 13r 14p, 14r 15p, 10r 13p, 14r 14p, 11r 14p, 11r 12p, 12r 21p, 10r
Scott Burrell	3/8/91 2/16/91 2/5/91 1/26/91 12/29/90 12/9/90	Georgetown NC State Boston College Seton Hall Rhode Island Maine	11p, 12r 19p, 10r 16p, 16r 12p, 11r 16p, 12r 19p, 11r
Toraino Walker	1/10/91 1/8/91	Central Connecticut Villanova	14p, 10r 11p, 10r
<b>1989-90 Season</b>			
Dan Cyrulik	1/27/90	St. John's	13p, 10r
Nadav Henefeld	12/9/89	Maine	12p, 11r
<b>1988-89 Season</b>			
Cliff Robinson	2/25/89 2/22/89 2/18/89 1/30/89 11/30/88	Pittsburgh Boston College Villanova Massachusetts Yale	24p, 12r 17p, 11r 17p, 10r 29p, 14r 16p, 12r
Tate George	12/5/88	Marist	16p, 10a
Rod Sellers	11/26/88	Hartford	13p, 12r
Murray Williams	2/11/89	Boston College	11p, 10r
<b>1987-88 Season</b>			
Cliff Robinson	3/17/88 3/10/88 1/16/88 1/9/88 1/5/88 12/29/87 12/22/87 11/28/87	West Virginia Providence Syracuse Providence Seton Hall Princeton Central Connecticut Maryland-Eastern Shore	12p, 12r 24p, 11r 11p, 10r 13p, 11r 16p, 13r 30p, 0r 17p, 12r 23p, 11r
Phil Gamble	1/30/88	Georgetown	16p, 11r
Tate George	3/30/88	Ohio State	14p, 10a

Willie McCloud	12/8/87	Villanova	11p, 10r
Murray Williams	2/29/88	St. John's	13p, 12r
<b>1986-87 Season</b>			
Gerry Besselink	3/5/87 2/18/87 2/7/87 2/5/87 1/27/87 1/6/87 1/3/87 11/11/86	Boston College St. John's Syracuse Holy Cross Boston College Seton Hall Syracuse Rhode Island	10p, 12r 17p, 16r 12p, 15r 18p, 16r 13p, 13r 10p, 11r 14p, 14r 12p, 21r
Cliff Robinson	1/24/87 1/21/87	Providence Georgetown	14p, 15r 17p, 10r
Jeff King	11/11/86	Rhode Island	24p, 10r
<b>1985-86 Season</b>			
Tim Coles	12/10/85 12/14/85 12/21/85 12/27/85 1/8/86 1/11/86 1/13/86 1/18/86 1/21/86 2/22/86 3/1/86 3/5/86	Fairfield Rhode Island Minnesota St. Francis Georgetown Boston College Villanova St. John's Seton Hall Providence Syracuse Seton Hall	10p, 10r 17p, 15r 18p, 11r 11p, 12r 21p, 13r 15p, 14r 13p, 10r 11p, 11r 13p, 16r 21p, 10r 15p, 12r 12p, 10r
Earl Kelley	12/7/85 12/21/85 1/29/86 12/27/85	Boston University Minnesota Central Conn. St. Francis	14p, 14a 20p, 10a 22p, 13a 10p, 11r
Gerry Besselink	12/27/85	St. Francis	10p, 11r
Jeff King	1/21/86	Seton Hall	14p, 12r
<b>1984-85 Season</b>			
Ray Broxton	1/26/85 2/25/85	Boston College Boston College	14p, 11r 21p, 10r
Tim Coles	1/30/85 3/6/85	Seton Hall Georgetown	10p, 11r 22p, 10r
Alvin Frederick	1/26/85 2/13/85	Boston College Pittsburgh	18p, 12r 13p, 12r
<b>1983-84 Season</b>			
Tim Coles	12/15/83 1/4/84 1/10/84 1/31/84 2/18/84 2/20/84	Massachusetts Georgetown St. John's Boston College Syracuse Providence	10p, 12r 19p, 12r 16p, 13r 10p, 12r 15p, 12r 16p, 15r
Karl Hobbs	1/7/84 1/25/84 2/25/84	Pittsburgh New Hampshire Holy Cross	14p, 11a 12p, 12a 12p, 10a
Ray Broxton	1/7/84	Pittsburgh	16p, 10r
Alvin Frederick	1/26/85	Yale	13p, 11r
Eddie Williams	2/13/85	Seton Hall	12p, 11r
<b>1982-83 Season</b>			
Bruce Kuczenski	1/11/83 1/29/83	St. John's Seton Hall	13p, 11r 18p, 12r
Eddie Williams	1/22/83 2/26/83	Boston College Providence	15p, 11r 12p, 14r
Karl Hobbs	11/30/82	Yale	17p, 10a
<b>1981-82 Season</b>			
Corny Thompson	12/8/81 1/9/82 1/13/82 1/16/82 1/30/82 2/6/82 2/10/82 2/16/82 2/24/82 3/4/82 3/10/82	Fairfield Seton Hall Boston College St. John's Holy Cross Boston College St. John's Seton Hall Villanova St. John's Dayton	12p, 11r 21p, 10r 20p, 10r 24p, 13r 16p, 13r 12p, 13r 19p, 10r 10p, 11r 10p, 10r 14p, 10r 11p, 13r
Chuck Aleksinas	2/16/82	Seton Hall	16p, 11r
<b>1980-81 Season</b>			
Corny Thompson	12/9/80 12/29/80 12/30/80 1/3/81 1/8/81 1/12/81 1/24/81 1/29/81 2/17/81	Fairfield Army W. Kentucky Rhode Island Holy Cross New Hampshire Georgetown Rhode Island Seton Hall	15p, 12r 18p, 12r 17p, 20r 22p, 13r 12p, 11r 16p, 10r 19p, 11r 26p, 12r 20p, 12r
Chuck Aleksinas	12/29/80 1/5/81 1/21/81 2/14/81	Army Syracuse Villanova Syracuse	13p, 10r 20p, 10r 11p, 11r 15p, 12r
Mike McKay	1/21/81	Villanova	16p, 11r

<b>1979-80 Season</b>			
Corny Thompson	12/1/79 12/4/79 12/7/79 12/11/79 12/29/79 1/3/80 1/5/80 1/10/80 1/23/80 2/6/80 2/9/80 2/18/80 2/20/80 2/28/80	Yale New Hampshire Richmond Fairfield Pittsburgh New Hampshire St. John's Boston College Providence Massachusetts Rhode Island Vermont Holy Cross Boston College	21p, 12a 18p, 11r 16p, 11r 14p, 11r 16p, 10r 14p, 14r 16p, 11r 20p, 12r 27p, 14r 16p, 11r 14p, 10r 18p, 19r 22p, 14r 16p, 18r
Jim Abromaitis	12/8/79 1/10/80 1/26/80 2/9/80 2/20/80 2/23/80	Utah Boston College Syracuse Rhode Island Holy Cross Maine	10p, 12r 14p, 13r 21p, 13r 12p, 12r 12p, 10r 19p, 11r
Mike McKay	2/20/80 2/23/80	Holy Cross Maine	19p, 11r 21p, 10r
<b>1978-79 Season</b>			
Corny Thompson	11/24/78 11/25/78 12/2/78 12/29/78 12/30/78 1/3/79 1/9/79 1/11/79 1/17/79 1/26/79 1/27/79 1/31/79 2/6/79 2/10/79 2/21/79 2/24/79 3/1/79 3/3/79 3/10/79	Long Island U. Davidson Yale Tulsa East Carolina New Hampshire Rutgers Boston University Boston College Holy Cross Boston College Manhattan Harvard Massachusetts St. Peter's Rhode Island Boston College Rhode Island Syracuse	23p, 10r 20p, 10r 13p, 10r 27p, 13r 21p, 14r 13p, 10r 27p, 11r 21p, 10r 27p, 12r 25p, 10r 11p, 10r 18p, 17r 15p, 11r 16p, 12r 19p, 15r 30p, 12r 15p, 12r 16p, 12r 18p, 12r
Jeff Carr	12/23/78 2/3/79 2/24/79 3/10/79	Maine New Hampshire Rhode Island Syracuse	18p, 17r 14p, 14r 18p, 11r 17p, 13r
Mike McKay	12/30/78 2/8/79	East Carolina Fordham	18p, 10r 22p, 10r
<b>1977-78 Season</b>			
Jim Abromaitis	12/3/77 12/6/77 12/29/77 1/3/78 1/6/78 1/7/78 1/10/78 1/27/78 1/28/78 2/4/78 2/8/78 2/25/78	Yale New Hampshire Manhattan Colgate St. Francis New Hampshire Rhode Island Holy Cross Boston College Rutgers Rhode Island Manhattan	16p, 11r 27p, 10r 19p, 15r 13p, 15r 20p, 10r 12p, 10r 19p, 10r 10p, 13r 10p, 11r 24p, 11r 27p, 10r 16p, 11r
Jeff Carr	12/14/77 1/6/78 1/27/78	Massachusetts St. Francis Holy Cross	19p, 14r 24p, 10r 11p, 15r
<b>1976-77 Season</b>			
Tony Hanson	12/1/76 12/4/76 12/7/76 12/11/76 12/14/76 12/28/76 1/4/77 1/6/77 1/8/77 1/13/77 1/18/77 1/21/77 2/10/77 2/12/77 2/16/77 2/26/77 3/1/77 3/3/77 3/5/77	Boston University Yale Columbia George Washington Duke Colgate Maine St. Peter's Rutgers Massachusetts New Hampshire Rhode Island Manhattan Vermont Holy Cross Rhode Island Fairfield Holy Cross Fairfield	27p, 12r 17p, 12r 33p, 10r 35p, 15r 26p, 15r 26p, 10r 17p, 12r 16p, 14r 21p, 12r 24p, 12r 26p, 12r 33p, 13r 29p, 12r 25p, 10r 14p, 13r 28p, 11r 37p, 10r 29p, 10r 36p, 10r
Jeff Carr	1/4/77 1/11/77 1/29/77 2/16/77	Maine Providence Massachusetts Holy Cross	12p, 14r 19p, 13r 10p, 12r 20p, 10r
Jim Abromaitis	1/27/77 1/29/77 2/26/77	Boston College Massachusetts Rhode Island	14p, 10r 14p, 14r 22p, 11r
Randy LaVigne	12/11/76	George Washington	11p, 10r











# UConn Basketball Letterwinner History



ALL-TIME LETTERWINNERS

NAME	G	FG	FGA	PCT	3FG	3FGA	PCT	FT	FTA	PCT	REB	AVG	A	T	B	S	MIN	PTS	AVG
<b>ABROMAITIS, JAMES F.</b>																			
1975-76	28	64	132	48.5	-	-	-	8	16	50.0	122	4.4	17	-	-	-	136	4.9	
1976-77	27	131	281	46.6	-	-	-	17	36	47.2	185	6.9	78	-	-	-	279	10.3	
1977-78	26	157	311	50.5	-	-	-	62	98	63.3	228	8.8	51	-	-	-	376	14.5	
1978-79	2	5	12	41.7	-	-	-	0	2	0.0	15	7.5	4	-	-	1	35	10	5.0
1979-80	29	112	185	60.5	-	-	-	59	81	72.8	182	6.3	49	-	-	23	633	283	9.8
BE	6	25	39	64.1	-	-	-	15	19	79.0	39	6.5	12	8	0	16	151	61	10.2
<b>TOTALS</b>	<b>112</b>	<b>469</b>	<b>921</b>	<b>50.9</b>	-	-	-	<b>146</b>	<b>233</b>	<b>62.7</b>	<b>732</b>	<b>6.5</b>	<b>199</b>	-	-	-	<b>1084</b>	<b>9.7</b>	
ADAMS, BRENDAN	6	25	39	64.1	-	-	-	15	19	79.0	39	6.5	12	8	0	16	151	61	10.2
<b>ADAMS, BRENDAN</b>																			
2018-19	31	25	83	30.1	12	51	23.5	19	24	79.2	38	1.2	22	13	1	6	394	81	2.6
AAC	16	10	37	27.0	6	24	25.0	3	3	100.0	19	1.2	9	5	0	2	203	29	1.8
2019-20	31	74	188	39.4	30	108	27.8	50	69	72.5	69	2.2	34	42	4	16	680	228	7.4
AAC	18	39	119	32.8	20	75	26.7	30	44	68.2	45	2.5	21	26	2	9	426	128	7.1
2020-21	16	20	67	29.9	11	38	28.9	21	29	72.4	34	2.1	24	14	1	9	320	72	4.5
BE	12	12	45	26.7	8	27	29.6	17	25	68.0	25	2.1	19	9	1	7	254	49	4.1
<b>TOTALS</b>	<b>78</b>	<b>119</b>	<b>338</b>	<b>35.2</b>	<b>53</b>	<b>197</b>	<b>26.9</b>	<b>90</b>	<b>122</b>	<b>73.8</b>	<b>141</b>	<b>1.8</b>	<b>80</b>	<b>69</b>	<b>6</b>	<b>31</b>	<b>1395</b>	<b>381</b>	<b>4.9</b>
AAC	34	49	156	31.4	26	99	26.3	33	47	70.2	64	1.9	30	31	2	11	629	157	4.6
BE	12	12	45	26.7	8	27	29.6	17	25	68.0	25	2.1	19	9	1	7	254	49	4.1
<b>ADAMS, JALEN</b>																			
2015-16	36	104	244	42.6	12	44	27.3	44	51	86.3	92	2.6	87	61	15	39	839	264	7.3
AAC	18	54	124	43.5	3	19	15.8	24	28	85.7	45	2.5	40	30	8	21	445	135	7.5
**2016-17	32	174	404	43.1	36	103	35.0	77	93	82.8	136	4.3	195	99	7	35	1137	461	14.4
AAC	17	78	205	38.0	17	60	28.3	32	35	91.4	71	4.2	114	55	5	18	598	205	12.1
**2017-18	30	208	484	43.0	48	148	32.4	78	98	79.6	355	4.2	141	87	10	46	1144	542	18.1
AAC	17	119	268	44.4	27	83	32.5	52	63	82.5	70	4.1	92	51	7	30	652	317	18.6
2018-19	26	169	347	48.7	43	121	35.5	58	70	82.9	104	4.0	88	72	8	28	780	439	16.9
AAC	11	70	152	46.1	21	53	39.6	28	31	90.3	41	3.7	41	30	3	12	334	189	17.2
<b>TOTALS</b>	<b>124</b>	<b>655</b>	<b>1479</b>	<b>44.3</b>	<b>139</b>	<b>416</b>	<b>33.4</b>	<b>257</b>	<b>312</b>	<b>82.4</b>	<b>459</b>	<b>3.7</b>	<b>511</b>	<b>319</b>	<b>40</b>	<b>148</b>	<b>3900</b>	<b>1706</b>	<b>13.8</b>
AAC	63	321	749	42.9	68	215	31.6	136	157	86.6	227	3.6	287	166	23	81	2029	846	13.4
* 32 games vacated; official NCAA total 0 games played																			
**29 games vacated; official NCAA total 1 game played (3/8/18 vs. SMU)																			
<b>ADRIEN, JEFF</b>																			
2005-06	35	83	136	61.0	0	0	0.0	50	78	64.1	165	5.0	15	26	25	14	543	216	6.5
BE	13	36	61	59.0	0	0	0.0	18	30	60.0	89	5.9	7	15	12	7	259	90	6.0
2006-07	31	156	312	50.0	0	0	0.0	95	162	58.6	301	9.7	29	76	44	29	1028	407	13.1
BE	16	81	164	49.4	0	0	0.0	53	97	54.6	151	9.4	21	40	22	19	561	215	13.4
2007-08	33	173	345	50.1	2	4	50.0	141	229	61.6	302	9.2	42	89	41	16	1115	489	14.8
BE	18	101	198	51.0	1	2	50.0	74	115	64.3	162	9.0	16	47	23	9	641	277	15.5
2008-09	36	190	376	50.5	0	0	0.0	111	186	59.7	358	9.9	60	65	42	19	1245	491	13.6
BE	18	96	190	48.4	0	0	0.0	58	89	65.2	178	9.9	25	31	18	12	630	242	13.4
<b>TOTALS</b>	<b>133</b>	<b>602</b>	<b>1169</b>	<b>51.5</b>	<b>2</b>	<b>6</b>	<b>33.3</b>	<b>397</b>	<b>655</b>	<b>60.6</b>	<b>1126</b>	<b>8.5</b>	<b>146</b>	<b>256</b>	<b>152</b>	<b>78</b>	<b>3931</b>	<b>1603</b>	<b>12.1</b>
BE	67	310	613	50.6	1	3	33.3	203	331	61.3	580	8.7	69	133	75	47	2091	824	12.3
<b>AHEARN, JAMES</b>																			
1953-54	12	61	-	-	-	-	-	37	-	-	-	-	-	-	-	-	159	13.3	
1954-55	22	134	368	36.4	-	-	-	91	123	74.0	87	4.0	-	-	-	-	359	16.3	
<b>TOTALS</b>	<b>34</b>	<b>195</b>	-	-	-	-	-	<b>128</b>	-	-	-	-	-	-	-	-	<b>518</b>	<b>15.2</b>	
<b>AIYEBUSI, TEMI</b>																			
2016-17	6	0	2	0.00	0	2	0.00	0	0	0.00	0	0.0	1	0	0	0	8	0	0.0
AAC	5	0	1	0.00	0	1	0.00	0	0	0.00	0	0.0	1	0	0	0	7	0	0.0
2017-18	1	0	0	0.00	0	0	0.00	0	0	0.00	0	0.0	0	0	0	0	1	0	0.0
AAC	1	0	0	0.00	0	0	0.00	0	0	0.00	0	0.0	0	0	0	0	1	0	0.0
2018-19	11	1	3	33.3	0	1	0.00	0	0	0.00	2	0.2	0	1	0	0	23	2	0.2
AAC	2	0	0	0.00	0	0	0.00	0	0	0.00	0	0.0	0	0	0	0	4	0	0.0
2019-20	10	0	4	0.00	0	1	0.00	0	0	0.00	0	0.0	1	1	0	0	10	0	0.0
AAC	4	0	2	0.00	0	0	0.00	0	0	0.00	0	0.0	1	1	0	0	3	0	0.0
<b>TOTALS</b>	<b>28</b>	<b>1</b>	<b>9</b>	<b>11.1</b>	<b>0</b>	<b>4</b>	<b>0.00</b>	<b>2</b>	<b>0</b>	<b>0.00</b>	<b>2</b>	<b>0.1</b>	<b>2</b>	<b>2</b>	<b>0</b>	<b>0</b>	<b>42</b>	<b>2</b>	<b>0.1</b>
AAC	12	0	3	0.00	0	1	0.00	0	0	0.00	0	0.0	2	1	0	0	15	0	0.0
<b>AKOK, AKOK</b>																			
(Injured, missed final 6 games of 2019-20 season, limited action in 2020-21 season)																			
2019-20	25	57	138	41.3	12	46	26.1	19	32	59.4	138	5.5	11	25	66	9	702	145	5.8
AAC	12	22	63	34.9	4	24	16.7	11	18	61.1	61	5.1	4	14	26	4	336	59	4.9
2020-21	7	4	8	50.0	1	3	33.3	0	0	0.00	3	0.4	1	0	1	0	30	9	1.3
BE	7	4	8	50.0	1	3	33.3	0	0	0.00	3	0.4	1	0	1	0	30	9	1.3
<b>TOTALS</b>	<b>32</b>	<b>61</b>	<b>146</b>	<b>41.8</b>	<b>13</b>	<b>49</b>	<b>26.5</b>	<b>19</b>	<b>32</b>	<b>59.4</b>	<b>141</b>	<b>4.4</b>	<b>12</b>	<b>25</b>	<b>67</b>	<b>9</b>	<b>732</b>	<b>154</b>	<b>4.8</b>
AAC	12	22	63	34.9	4	24	16.7	11	18	61.1	61	5.1	4	14	26	4	336	59	4.9
BE	7	4	8	50.0	1	3	33.3	0	0	0.00	3	0.4	1	0	1	0	30	9	1.3
<b>ALEKSINAS, CHUCK</b>																			
1980-81	29	154	244	63.1	-	-	-	93	120	77.5	202	7.0	6	82	22	11	889	401	13.8
BE	14	73	123	59.4	-	-	-	54	69	78.3	108	7.7	3	8	11	40	461	200	14.3
1981-82	27	116	217	53.5	-	-	-	89	132	67.4	139	5.2	9	58	8	15	760	321	11.9
BE	14	60	125	48.0	-	-	-	43	69	62.3	76	5.4	1	7	5	27	421	163	11.6
<b>TOTALS</b>	<b>56</b>	<b>270</b>	<b>461</b>	<b>58.6</b>	-	-	-	<b>182</b>	<b>252</b>	<b>72.2</b>	<b>341</b>	<b>6.1</b>	<b>15</b>	<b>140</b>	<b>30</b>	<b>26</b>	<b>1649</b>	<b>722</b>	<b>12.9</b>
BE	28	133	248	53.6	-	-	-	97	138	70.3	184	6.6	4	15	16	67	882	363	13.0
<b>ALESEVICH, WALTER</b> 1943-44, 1944-45, 1945-46, 1946-47																			
<b>ALLEN, BRENDAN</b>																			
2011-12	9	1	5	20.0	0	4	0.0	0	0	0.0	2	0.2	1	2	1	0	19	2	0.2
BE	2	1	1	100.0	0	0	0.0												



2021-22 UCONN MEN'S BASKETBALL / LETTERWINNER HISTORY

ALL-TIME LETTERWINNERS

NAME	G	FG	FGA	PCT	3FG	3FGA	PCT	FT	FTA	PCT	REB	AVG	A	TO	B	S	MIN	PTS	AVG	
<b>BEVERLY, DONNELL</b>																				
2007-08	18	5	13	38.5	2	2	1.00	2	2	1.00	14	0.8	11	11	1	3	92	14	0.8	
BE	8	2	3	66.7	0	0	0	0	0	0	5	0.6	3	1	1	3	32	4	0.5	
2008-09	20	8	14	57.1	2	5	40.0	5	6	83.3	13	0.7	12	2	0	4	80	23	1.2	
BE	5	0	0	0.0	0	0	0.0	0	0	0.0	3	0.6	0	2	0	0	11	0	0.0	
2009-10	32	20	50	40.0	3	9	33.3	8	13	61.5	45	1.4	40	27	1	15	315	51	1.6	
BE	17	10	28	35.7	1	5	20.0	7	11	63.6	29	1.7	19	15	1	10	169	228	1.6	
2010-11	39	20	54	37.0	7	15	46.7	21	28	75.0	49	1.3	47	29	4	10	333	68	1.7	
BE	17	6	17	35.3	4	8	50.0	6	10	60.0	16	1.0	12	14	0	3	153	22	1.3	
TOTALS	109	53	131	40.5	14	31	45.2	36	49	73.5	121	9.1	110	69	6	32	820	156	1.4	
BE	47	18	48	37.5	5	13	38.5	13	21	61.9	53	1.1	44	34	2	14	365	54	1.1	
<b>BIALOSUKNIA, WESLEY</b>																				
1964-65	23	198	457	45.7	-	-	-	94	118	79.7	72	3.1	-	-	-	-	-	490	21.3	
1965-66	24	210	488	43.0	-	-	-	90	106	84.9	97	4.0	-	-	-	-	-	510	21.3	
1966-67	24	257	540	47.6	-	-	-	159	185	86.0	91	3.8	-	-	-	-	-	673	28.0	
TOTALS	71	665	1485	44.8	-	-	-	343	409	83.9	260	3.7	-	-	-	-	-	1673	23.6	
<b>BILLODEAU, GERALD</b>																				
1966-67	6	3	7	42.9	-	-	-	0	3	0.0	8	1.3	-	-	-	-	-	6	1.0	
1967-68	14	9	27	33.3	-	-	-	3	6	50.0	33	2.4	-	-	-	-	-	21	1.5	
1968-69	15	4	13	30.8	-	-	-	2	7	28.6	18	1.2	-	-	-	-	-	10	0.7	
TOTALS	35	16	47	34.0	-	-	-	5	16	31.3	59	1.7	-	-	-	-	-	37	1.1	
<b>BIRD, JOHNNIE</b>																				
2007-08	1	0	0	0.0	0	0	0.0	0	0	0.0	0	0.0	0	0	0	0	1	0	0.0	
BE	1	0	0	0.0	0	0	0.0	0	0	0.0	0	0.0	0	0	0	0	1	0	0.0	
2008-09	9	1	4	25.0	0	1	0.0	0	1	0.0	1	0.1	1	2	0	1	13	2	0.2	
BE	2	0	0	0.0	0	0	0.0	0	0	0.0	0	0.0	0	0	1	2	0	0	0.0	
TOTALS	10	1	4	25.0	0	1	0.0	0	1	0.0	1	0.1	1	2	0	1	14	2	0.2	
BE	3	0	0	0.0	0	0	0.0	0	0	0.0	0	0.0	0	0	1	3	0	0.0		
<b>BLANAR, RAY (MGR) 2002-03</b>																				
<b>BLANCO, NICHOLAS (MGR) 2010-11, 2011-12, 2012-13, 2013-14</b>																				
<b>BLOOM, SEYMOUR 1936-37, 1937-38, 1938-39</b>																				
<b>BLOUNT, ROB JR. (MGR) 1986-87, 1987-88, 1988-89</b>																				
<b>BLUCHER, LARRY</b>																				
1981-82	22	14	27	51.9	-	-	-	5	18	27.8	26	1.2	10	5	3	3	142	33	1.5	
BE	10	7	11	63.6	-	-	-	2	10	20.0	10	1.0	3	0	2	6	11	16	1.6	
1982-83	28	37	86	43.0	-	-	-	7	17	41.2	130	4.6	13	23	9	24	595	81	2.9	
BE	16	20	49	40.8	-	-	-	5	8	62.5	68	4.3	8	13	4	16	331	45	2.8	
1983-84	19	13	27	48.1	-	-	-	10	13	76.9	29	1.5	3	8	3	3	124	36	1.9	
BE	12	11	20	55.0	-	-	-	6	9	66.7	19	1.6	0	3	2	4	81	28	2.3	
TOTALS	69	64	140	45.7	-	-	-	22	48	45.8	185	2.7	26	36	15	30	861	150	2.2	
BE	38	38	80	47.5	-	-	-	13	27	48.1	97	2.6	11	16	6	22	473	89	2.3	
<b>BLUM, J. (MGR) 1936-37</b>																				
<b>BLUME, KENNETH C. JR.</b>																				
1976-77	20	5	21	23.8	-	-	-	2	7	28.6	27	1.4	10	-	-	-	-	12	0.6	
1977-78	10	7	22	31.8	-	-	-	1	3	33.3	8	0.8	2	-	-	-	-	15	1.5	
TOTALS	30	12	43	27.9	-	-	-	3	10	30.0	35	1.2	12	-	-	-	-	27	0.9	
<b>BOATRIGHT, RYAN</b>																				
2011-12	25	88	209	42.1	26	69	37.7	58	84	69.0	83	3.3	100	56	6	29	753	260	10.4	
BE	16	52	124	41.9	18	49	36.7	29	45	64.4	48	3.0	66	39	4	20	489	151	9.4	
2012-13	30	151	352	42.9	43	129	33.3	117	149	78.8	88	2.9	131	89	2	44	1089	462	15.4	
BE	18	86	218	39.4	28	84	33.3	73	92	79.3	54	3.0	76	60	1	27	682	273	15.2	
2013-14	39	145	371	39.1	44	117	37.6	138	173	79.8	136	3.5	131	76	6	61	1264	472	12.1	
AAC	17	61	174	35.1	19	57	33.3	59	75	78.7	59	3.5	62	33	2	26	500	200	11.8	
2014-15	34	182	430	42.3	86	209	41.1	142	167	85.0	139	4.1	129	81	8	46	1216	592	17.4	
AAC	18	99	218	45.4	54	119	45.4	69	80	86.3	66	3.7	63	39	3	23	641	321	17.8	
TOTALS	128	566	1362	41.6	199	524	38.0	455	573	79.4	466	3.5	491	302	22	180	4322	1786	14.0	
BE	34	138	342	40.4	46	133	34.6	102	137	74.5	102	3.0	142	99	5	47	1171	424	12.5	
AAC	35	160	392	40.8	73	176	41.5	128	155	82.6	125	3.6	125	72	5	49	1191	521	14.9	
<b>BOLDEN, SHAWN</b>																				
1985-86	4	0	0	0.0	0	0	0	0	2	0.0	1	0.3	0	1	0	0	5	0	0.0	
BE	3	0	0	0.0	0	0	0	0	0	0.0	1	0.3	0	0	0	1	3	0	0.0	
<b>BOONE, JOSH</b>																				
2003-04	38	97	175	55.4	0	0	0.0	32	79	40.5	221	5.8	26	29	63	20	835	226	5.9	
BE	15	34	65	52.0	0	0	0.0	11	25	44.0	77	5.1	7	12	24	5	301	79	5.3	
2004-05	31	148	243	60.9	0	0	0.0	87	131	66.4	259	8.4	26	36	60	90	20	915	383	12.4
BE	16	64	106	60.4	0	0	0.0	46	71	64.8	118	7.4	21	31	42	14	470	174	10.9	
2005-06	34	137	243	56.4	0	0	0.0	76	139	54.7	238	7.0	22	42	69	13	922	350	10.3	
BE	16	73	122	59.8	0	0	0.0	32	57	56.1	121	7.6	9	20	32	5	428	178	11.1	
TOTALS	103	382	661	57.8	0	0	0.0	195	349	55.9	718	7.0	84	137	222	53	2672	959	9.3	
BE	47	171	293	58.4	0	0	0.0	89	153	58.2	316	6.7	37	63	98	24	1199	431	9.2	
<b>BORTON, KENNY 2009-10</b>																				
<b>BOTTOMLEY, ERNEST (MGR) 1950-51</b>																				
<b>BOUKNIGHT, JAMES</b>																				
2019-20	28	128	277	46.2	25	72	34.7	83	101	82.2	115	4.1	36	50	6	21	724	364	13.0	
AAC	18	97	218	44.5	18	56	32.1	63	74	85.1	86	4.8	28	34	5	15	535	275	15.3	
2020-21	15	98	219	44.7	22	75	29.3	63	81	77.8	85	5.7	27	42	4	17	474	281	18.7	
BE	9	65	136	47.8	15	45	33.3	41	51	80.4	48	5.3	15	27	3	10	284	186	20.7	
TOTALS	43	226	496	45.6	47	147	32.0	148	182	80.2	200	4.7	63	92	10	38	1198	645	15.0	
AAC	18	97	218	44.5	18	56	32.1	63	74	85.1	86	4.8	28	34	5	15	535	275	15.3	
BE	9	65	136	47.8	15	45	33.3	41	51	80.4	48	5.3	15	27	3	10	284	186	20.7	
<b>BOURBAUD, PETER (MGR) 1948-49</b>																				
<b>BOYD, ROBERT, B.</b>																				
1968-69	13	57	133	42.9	-	-	-	49	60	76.7	23	1.7	-	-	-	-	-	163	12.5	
1969-70	22	185	434	42.6	-	-	-	145	193	75.1	65	3.0	121	-	-	-	-	65	515	23.4
1970-71	24	170	411	41.4	-	-	-	104	143	72.7	66	2.8	107	-	-	-	-	444	18.5	
TOTALS	59	412	978	42.1	-	-	-	298	396	75.3	15									



# ALL-TIME LETTERWINNERS

NAME	G	FG	FGA	PCT	3FG	3FGA	PCT	FT	FTA	PCT	REB	AVG	A	T	B	S	MIN	PTS	AVG
<b>CARLSON, LENNART C. (LEN)</b>																			
1959-60	17	28	92	30.4	-	-	-	27	36	75.0	18	1.1	-	-	-	-	-	83	4.9
1960-61	24	110	298	36.9	-	-	-	103	133	77.4	86	3.6	-	-	-	-	-	323	13.5
1961-62	24	125	270	46.3	-	-	-	113	144	78.5	83	3.5	-	-	-	-	-	363	15.1
<b>TOTALS</b>	<b>65</b>	<b>263</b>	<b>660</b>	<b>39.8</b>	-	-	-	<b>243</b>	<b>313</b>	<b>77.6</b>	<b>187</b>	<b>2.9</b>	-	-	-	-	-	<b>769</b>	<b>11.8</b>
<b>CARLTON, JOSH</b>																			
2017-18	32	57	111	51.4	0	0	0.00	28	42	66.7	118	3.7	10	31	24	10	485	142	4.4
AAC	18	41	76	53.9	0	0	0.00	16	26	61.5	72	4.0	6	18	13	7	318	98	5.4
2018-19	33	111	183	60.7	0	0	0.00	74	118	62.7	204	6.2	14	54	59	14	733	296	9.0
AAC	18	70	114	61.4	0	0	0.00	44	74	59.5	133	7.4	12	38	33	8	474	184	10.2
2019-20	31	104	207	50.2	0	0	0.00	33	66	50.0	189	6.1	21	65	33	12	658	241	7.8
AAC	18	42	89	47.2	0	0	0.00	14	30	46.7	95	5.3	13	30	16	8	334	98	5.4
2020-21	19	27	56	48.2	0	0	0.00	13	22	59.1	70	3.7	7	16	8	7	216	67	3.5
BE	14	20	43	46.5	0	0	0.00	10	16	62.5	56	4.0	5	14	7	4	166	50	3.6
<b>TOTALS</b>	<b>115</b>	<b>299</b>	<b>557</b>	<b>53.7</b>	<b>0</b>	<b>0</b>	<b>0.00</b>	<b>148</b>	<b>248</b>	<b>59.7</b>	<b>581</b>	<b>5.1</b>	<b>52</b>	<b>166</b>	<b>124</b>	<b>43</b>	<b>2095</b>	<b>746</b>	<b>6.5</b>
AAC	54	153	279	54.8	0	0	0.00	74	130	56.9	300	5.6	31	86	62	23	1126	380	7.0
BE	14	20	43	46.5	0	0	0.00	10	16	62.5	56	4.0	5	14	7	4	166	50	3.6
<b>CARR, JEFFREY J.</b>																			
1975-76	29	95	170	55.9	-	-	-	36	61	59.0	230	7.9	30	-	-	-	-	226	7.8
1976-77	27	85	189	45.0	-	-	-	32	61	52.5	224	8.3	24	-	-	-	-	202	7.5
1977-78	26	110	193	57.0	-	-	-	42	84	50.0	167	6.4	19	-	-	-	-	262	10.1
1978-79	29	113	195	57.9	-	-	-	70	111	63.1	221	7.6	25	-	-	-	-	296	10.2
<b>TOTALS</b>	<b>111</b>	<b>403</b>	<b>747</b>	<b>53.9</b>	-	-	-	<b>180</b>	<b>317</b>	<b>56.8</b>	<b>842</b>	<b>7.6</b>	<b>98</b>	-	-	-	-	<b>986</b>	<b>8.9</b>
<b>CARRASQUILLA, CINDY (MGR) 1991-92, 1992-93, 1993-94</b>																			
<b>CARSON, DION</b>																			
1995-96	27	21	52	40.4	3	10	30.0	4	6	66.7	34	1.3	12	21	1	16	161	49	1.8
BE	12	9	20	45.0	1	7	14.3	1	1	100.0	8	0.7	2	5	1	2	56	20	1.7
1996-97	33	31	115	27.0	8	37	21.6	5	11	45.5	94	2.8	26	37	4	18	464	75	2.3
BE	18	11	62	17.7	5	23	21.7	2	6	33.3	49	2.7	12	20	2	9	249	29	1.6
<b>TOTALS</b>	<b>60</b>	<b>52</b>	<b>167</b>	<b>31.1</b>	<b>11</b>	<b>47</b>	<b>23.4</b>	<b>9</b>	<b>17</b>	<b>52.9</b>	<b>128</b>	<b>2.1</b>	<b>38</b>	<b>58</b>	<b>5</b>	<b>34</b>	<b>625</b>	<b>124</b>	<b>2.1</b>
BE	30	20	82	24.4	6	30	20.0	3	7	42.9	57	1.9	14	25	3	11	305	49	1.6
<b>CARSON, SCOTT</b>																			
1984-85	9	2	9	22.2	-	-	-	1	1	100.0	1	0.1	0	1	0	0	23	5	0.6
BE	4	0	2	0.0	-	-	-	0	0	0.0	0	0.0	0	0	0	0	6	0	0.0
<b>CASSELL, SAM JR.</b>																			
2014-15	18	21	76	27.6	13	49	26.5	16	20	80.0	24	1.3	17	7	0	9	271	11	3.9
AAC	6	3	17	17.6	2	7	28.6	3	3	100.0	6	1.0	4	1	0	1	47	11	1.8
2015-16	18	13	37	35.1	10	28	37.3	3	3	100.0	7	0.4	5	3	1	2	118	39	2.2
AAC	7	4	11	36.4	4	10	40.0	1	1	100.0	2	0.3	1	0	0	3	30	12	1.7
<b>TOTALS</b>	<b>36</b>	<b>34</b>	<b>113</b>	<b>30.1</b>	<b>23</b>	<b>77</b>	<b>29.9</b>	<b>19</b>	<b>23</b>	<b>82.6</b>	<b>31</b>	<b>0.9</b>	<b>22</b>	<b>10</b>	<b>1</b>	<b>2</b>	<b>389</b>	<b>110</b>	<b>3.1</b>
AAC	13	7	28	25.0	6	17	35.3	4	4	100.0	8	0.6	5	4	0	1	77	23	1.8
<b>CEPUCH, MICHAEL 1939-40, 1940-41</b>																			
<b>CHANDA, JOHN (MGR) 1937-38</b>																			
<b>CHAPMAN, CALVIN</b>																			
1971-72	25	166	356	46.6	-	-	-	89	158	56.3	219	8.8	51	-	-	-	-	421	16.8
1972-73	25	157	353	44.5	-	-	-	70	106	66.0	247	9.9	33	-	-	-	-	384	15.4
1973-74	27	90	209	43.1	-	-	-	38	59	64.4	134	5.0	21	-	-	-	-	218	8.1
<b>TOTALS</b>	<b>77</b>	<b>413</b>	<b>918</b>	<b>45.0</b>	-	-	-	<b>197</b>	<b>323</b>	<b>61.0</b>	<b>600</b>	<b>7.8</b>	<b>105</b>	-	-	-	-	<b>1023</b>	<b>13.3</b>
<b>CHAPMAN, KYLE</b>																			
1995-96	14	2	6	33.3	0	0	0.0	2	2	100.0	0	0.0	1	5	0	2	21	6	0.4
BE	5	2	4	50.0	0	0	0.0	0	0	0.0	0	0.0	1	1	0	1	5	4	0.8
1996-97	10	2	4	50.0	1	1	100.0	0	0	0.0	3	0.3	3	1	0	0	15	5	0.5
BE	5	0	2	0.0	0	0	0.0	0	0	0.0	1	0.2	0	0	0	0	5	0	0.0
<b>TOTALS</b>	<b>24</b>	<b>4</b>	<b>10</b>	<b>40.0</b>	<b>1</b>	<b>1</b>	<b>100.0</b>	<b>2</b>	<b>2</b>	<b>100.0</b>	<b>3</b>	<b>0.1</b>	<b>4</b>	<b>6</b>	<b>0</b>	<b>2</b>	<b>36</b>	<b>11</b>	<b>0.5</b>
BE	10	2	4	50.0	0	0	0.0	0	0	0.0	1	0.1	1	1	0	1	10	4	0.4
<b>CHEREPY, ROBERT</b>																			
1955-56	13	18	-	-	-	-	-	20	-	-	-	-	-	-	-	-	-	56	4.3
<b>CHUBBUCH, D. 1929-30, 1930-31</b>																			
<b>CLARK, WILLIAM</b>																			
1948-49	9	4	10	40.0	-	-	-	2	3	66.7	-	-	-	-	-	-	-	10	1.1
1949-50	25	44	134	32.7	-	-	-	23	38	60.5	-	-	-	-	-	-	-	111	4.4
1950-51	24	55	173	31.7	-	-	-	21	31	67.7	61	2.5	26	-	-	-	-	131	5.4
<b>TOTALS</b>	<b>58</b>	<b>103</b>	<b>317</b>	<b>32.5</b>	-	-	-	<b>46</b>	<b>72</b>	<b>63.9</b>	-	-	-	-	-	-	-	<b>252</b>	<b>4.3</b>
<b>COBB, ERIC (Played 1st year at South Carolina, 2nd year at Chipola JC)</b>																			
2017-18	15	8	18	44.4	2	4	50.0	8	14	57.1	40	2.7	3	18	1	3	116	26	1.7
AAC	6	2	4	50.0	2	4	50.0	8	0	0.0	8	1.3	0	3	0	0	26	6	1.0
2018-19	32	52	102	51.0	1	2	50.0	12	35	34.3	121	3.8	17	24	5	5	391	117	3.7
AAC	18	23	51	45.1	0	0	0.00	8	14	44.4	68	3.8	12	16	2	3	218	54	3.0
<b>TOTALS</b>	<b>47</b>	<b>60</b>	<b>120</b>	<b>50.0</b>	<b>3</b>	<b>6</b>	<b>50.0</b>	<b>20</b>	<b>49</b>	<b>40.8</b>	<b>161</b>	<b>3.4</b>	<b>20</b>	<b>42</b>	<b>6</b>	<b>8</b>	<b>507</b>	<b>143</b>	<b>3.0</b>
AAC	24	25	55	45.5	2	4	50.0	8	14	44.4	76	3.2	12	19	2	3	244	60	2.5
<b>COCHRANE, P.J.</b>																			
2011-12	2	0	0	0.0	0	0	0.0	0	0	0.0	0	0.0	0	0	0	0	3	0	0.0
BE	1	0	0	0.0	0	0	0.0	0	0	0.0	0	0.0	0	0	0	0	1	0	0.0
<b>COFFEY, TERRY</b>																			
1984-85	27	37	92	40.2	-	-	-	32	51	62.7	64	2.4	38	30	0	17	403	106	3.9
BE	16	21	59	35.6	-	-	-	12	24	50.0	41	2.6	30	1	21	267	54	3.4	
1985-86	8	6	19	31.6	-	-	-	1	3	33.3	17	2.1	9	3	0	7	82	13	1.6
BE	2	0	5	0.0	-	-	-	0	0	0.0	4	2.0	1	0	0	1	20	0	0.0
<b>TOTALS</b>	<b>35</b>	<b>43</b>	<b>111</b>	<b>38.7</b>	-	-	-	<b>33</b>	<b>54</b>	<b>61.1</b>	<b>81</b>	<b>2.3</b>	<b>47</b>	<b>33</b>	<b>0</b>	<b>24</b>	<b>485</b>	<b>119</b>	<b>3.4</b>
BE	18	21	64	32.8	-	-	-	12	24	50.0	45	2.5	31	9	0	22	287	54	3.0
<b>COHEN-MINTZ, URI</b>																			
1994-95	19	8	24	33.3	2	9	22.2	1	2	50.0	12	0.6	6	5	2	2	79	19	1.0
BE	9	1	6	16.7	0	2	0	1	2	50.0									

# ALL-TIME LETTERWINNERS

NAME	G	FG	FGA	PCT	3FG	3FGA	PCT	FT	FTA	PCT	REB	AVG	A	TO	B	S	MIN	PTS	AVG	
<b>DELLA SALA, WILLIAM</b>	1963-64	27	103	241	42.7	-	-	22	43	51.2	101	3.7	-	-	-	-	228	8.4		
<b>DEMIR, PETE</b>	1950-51	20	9	46	19.6	-	-	9	16	56.3	5	0.3	11	-	-	-	27	1.4		
<b>DENG, AJOU</b>	1999-00	35	71	148	48.0	6	23	26.1	10	21	47.6	124	3.5	27	25	47	8	158	4.5	
<b>DEPRIEST, LYMAN</b>	1987-88	34	54	120	45.0	1	1	50.0	25	57	43.9	126	3.7	48	46	4	31	134	3.9	
<b>DEUTCH, GERALD</b>	1951-52	17	14	76	18.5	-	-	3	8	37.5	20	1.2	11	-	-	-	31	1.8		
<b>DIARRA, MAMADOU</b>	2017-18	31	34	62	54.8	0	0	00.0	15	30	50.0	79	2.5	0	14	22	4	83	2.7	
<b>DONAHUE, CORNELIUS</b>	1932-33, 1933-34	1932-33	33	35	64	54.7	0	0	00.0	15	30	50.0	79	2.4	0	14	23	4	85	2.6
<b>DONNELLY, ROBERT</b>	1938-39, 1939-40, 1940-41	1938-39	41	81	169	47.9	6	25	24.0	19	33	57.6	152	3.7	30	34	53	13	159	4.6
<b>DRAGAT, LEO</b>	1930-31	1930-31	41	81	169	47.9	6	25	24.0	19	33	57.6	152	3.7	30	34	53	13	159	4.6
<b>DROPO, MILTON</b>	1941-42, 1942-43	1941-42	34	157	292	53.8	0	2	0.0	26	88	29.5	257	7.6	15	52	92	28	967	10.0
<b>DROPO, WALTER</b>	1942-43	15	-	-	-	-	-	-	-	-	-	-	-	-	-	-	-	325	21.7	
<b>DUBB, ROBERT</b>	1953-54	19	9	-	-	-	-	-	-	-	-	-	-	-	-	-	-	23	1.2	
<b>DUFFY, JOHN (MGR)</b>	1951-52	1951-52	41	81	169	47.9	6	25	24.0	19	33	57.6	152	3.7	30	34	53	13	159	4.6
<b>DUFFY, LEO</b>	1929-30	1929-30	41	81	169	47.9	6	25	24.0	19	33	57.6	152	3.7	30	34	53	13	159	4.6
<b>DULIN, ROBERT J.</b>	1978-79	26	74	136	54.4	-	-	54	67	80.6	21	0.8	65	-	-	23	545	202	7.8	
<b>DUNN (MGR)</b>	1935-36	1935-36	41	81	169	47.9	6	25	24.0	19	33	57.6	152	3.7	30	34	53	13	159	4.6
<b>DURHAM, JUAN</b>	2016-17	28	20	41	48.8	2	2	100.0	3	8	37.5	43	1.5	7	7	9	3	233	45	
<b>DYSON, JEROME</b>	2006-07	31	131	363	36.1	44	135	32.6	123	171	71.9	113	3.6	65	66	11	58	943	429	
<b>EAVES, BENJAMIN</b>	2006-07	11	0	4	0.0	0	0	0.0	1	2	50.0	6	0.5	0	1	0	1	25	1	
<b>EBEL, WILLIAM</b>	1950-51	25	98	311	31.5	-	-	59	106	55.6	219	8.8	18	-	-	-	255	10.2		
<b>ECONOMOU, GREG</b>	1986-87	27	32	104	30.8	11	35	31.4	20	26	76.9	37	1.4	14	21	1	5	390	95	
<b>EDDY, JOHN</b>	1931-32, 1932-33	1931-32	41	81	169	47.9	6	25	24.0	19	33	57.6	152	3.7	30	34	53	13	159	4.6
<b>EDWARDS, GAVIN</b>	2006-07	22	17	30	56.7	0	0	0.0	10	23	43.5	41	1.9	2	8	13	5	147	44	
<b>EL-AMIN, KHALID</b>	1997-98	37	211	498	42.4	81	222	36.5	90	113	79.6	108	2.9	156	100	5	68	1105	593	
<b>EMT, STEPHEN</b>	1993-94	2	0	0	0.0	0	0	0.0	0	0	0.0	0	0	0.0	0	0	0	0	0	
<b>ENOCHE, STEVEN</b>	2015-16	27	19	35	54.3	0	0	00.0	6	14	42.9	40	1.5	1	6	3	1	187	44	
<b>EVANOVICH, JUSTIN</b>	2002-03	6	1	2	50.0	0	0	0.0	0	0	0.0	0	0	0.0	0	0	0	7	2	
<b>EWALD, KAREN (MGR)</b>	1992-93, 1993-94, 1994-95, 1995-96	1992-93	27	39	81	48.1	1	6	16.7	6	22	27.3	47	1.7	19	21	6	25	409	
<b>FACEY, KENTAN</b>	2013-14	23	13	27	48.1	2	3	66.7	6	9	66.7	41	1.8	4	3	7	2	121	34	
<b>FAIR, BRIAN R.</b>	1991-92	30	65	174	37.4	32	81	39.5	26	42	61.9	70	2.3	20	40	1	18	610	188	
<b>FERRON, JAMES</b>	1977-78	25	34	67	50.7	-	-	-	-	21	34	61.8	79	3.2	21	-	-	89	3.6	
<b>FERRON, JAMES</b>	1978-79	27	22	41	53.7	-	-	-	-	5	18	27.8	48	1.8	16	-	-	18	246	
<b>FERRON, JAMES</b>	1979-80	52	56	108	51.9	-	-	-	-	26	52	50.0	127	2.4	37	-	-	138	2.7	
<b>FENN</b>	1929-30	1929-30	41	81	169	47.9	6	25	24.0	19	33	57.6	152	3.7	30	34	53	13	159	4.6
<b>FERGUSON, J.</b>	1936-37	1936-37	41	81	169	47.9	6	25	24.0	19	33	57.6	152	3.7	30	34	53	13	159	4.6
<b>FEROLETTE, LEN</b>	1982-83	7	2	4	50.0	-	-	-	-	2	4	50.0	1	0.1	3	1	0	1	9	
<b>FINAN, THOMAS J. (MGR)</b>	1966-67	1966-67	41	81	169	47.9	6	25	24.0	19	33	57.6	152	3.7	30	34	53	13	159	4.6
<b>FISH, WILLARD</b>	1940-41	1940-41	41	81	169	47.9	6	25	24.0	19	33	57.6	152	3.7	30	34	53	13	159	4.6
<b>FISHER, ARTHUR</b>	1945-46	8	27	-	-	-	-	-	-	10	-	-	-	-	-	-	-	64	8.0	
<b>FISHER, ARTHUR</b>	1946-47	18	57	-	-	-	-	-	-	26	-	-	-	-	-	-	-	140	7.8	
<b>FISHER, ARTHUR</b>	1947-48	23	68	-	-	-	-	-	-	47	-	-	-	-	-	-	-	183	7.9	
<b>FISHER, ARTHUR</b>	1948-49	24	46	167	27.5	-	-	-	-	16	40	40.0	-	-	-	-	-	108	4.5	
<b>FISHER, BERNIE</b>	1943-44, 1944-45	1943-44	17	38	-	-	-	-	-	31	-	-	-	-	-	-	-	167	9.8	
<b>FISHER, KARL (MGR)</b>	2002-03	2002-03	41	81	169	47.9	6	25	24.0	19	33	57.6	152	3.7	30	34	53	13	159	4.6
<b>FISHMAN, SANFORD</b>	1966-67	5	3	4	75.0	-	-	-	-	2	6	33.3	2	0.4	-	-	-	8	1.6	
<b>FITCHE, HARRY</b>	1933-34	1933-34	41	81	169	47.9	6	25	24.0	19	33	57.6	152	3.7	30	34	53	13	159	4.6
<b>FLEISCHMAN, ROBERT</b>	1950-51	21	33	103	32.0	-	-	-	-	9	17	53.0	41	2.0	6	-	-	75	3.5	
<b>FLEISCHMAN, ROBERT</b>	1951-52	10	7	35	20.0	-	-	-	-	0	3	0.0	5	0.5	1	-	-	24	2.4	
<b>FLYDA, R.</b>	1929-30	1929-30	41	81	169	47.9	6	25	24.0	19	33	57.6	152	3.7	30	34	53	13	159	4.6
<b>FOREMAN, AL (MGR)</b>	1993-94, 1994-95	1993-94	2	0	0	0.0	0	0	0.0	0	0	0.0	0	0	0	0	0	0	0	
<b>FOROSTOSKI, NICK</b>	2004-05	2	0	0	0.0	0	0	0.0	0	0	0.0	0	0	0.0	0	0	0	0	0	
<b>FOSTER, JAMES V.</b>	1972-73	16	100	232	43.1	-	-	-	-	51	86	59.1	57	3.6	51	-	-	251	15.7	
<b>FOSTER, JAMES V.</b>	1973-74	27	186	393	47.3	-	-	-	-	67	106	63.2	89	3.3	114	-	-	439	16.3	
<b>FOX, TIMOTHY (MGR)</b>	1987-88, 1988-89	1987-88	43	286	625	45.8	-	-	-	118	192	61.5	146	3.4	165	-	-	690	16.0	
<b>FOXEN, CHRISTIAN</b>	2015-16	10	2	5	40.0	0	0	0.0	0	3	00.0	0	0	0.0	1	0	1	4	0.4	
<b>FRAGOLA, LOUIS (MGR)</b>	1953-54	1953-54	41	81	169	47.9	6	25	24.0	19	33	57.6	152	3.7	30	34	53	13	159	4.6
<b>FRAULINO, MATT (MGR)</b>	2002-03	2002-03	41	81	169	47.9	6	25	24.0	19	33	57.6	152	3.7	30	34	53	13	159	4.6
<b>FRAZEE, JEFF (MGR)</b>	1980-81, 1981-82, 1982-83, 1983-84, 1984-85	1980-81	28	120	245	49.0	-	-	-	52	92	56.5	146	5.2	40	57	11	26	683	
<b>FREDERICK, ALVIN</b>	1983-84	1983-84	41	81	169	47.9	6	25	24.0	19	33	57.6	152	3.7	30	34	53	13	159	4.6
<b>FREDERICK, ALVIN</b>	1984-85	28	136	290	46.9	-	-	-	-	60	84	71.4	136	4.9	76	59	11	29	841	
<b>FREDERICK, ALVIN</b>	1985-86	16	86	168	51.2	-	-	-	-	35	46	76.1	84	5.3	43	19	5	39	517	
<b>FREDERICK, ALVIN</b>	1986-87	35	195	475	41.1	63	177	35.6	107	120	89.2	110	3.1	183	93	4	59	1117	560	
<b>FREDERICK, ALVIN</b>	1987-88	16	80	217	36.9	34	93	36.6	57	61	93.4	50	3.1	96	40	1	33	545	251	
<b>FREDERICK, ALVIN</b>	1988-89	35	195	475	41.1	63	177	35.6	107	120	89.2	110	3.1	183	93	4	59	1117	560	
<b>FREDERICK, ALVIN</b>	1989-90	16	80	217	36.9	34	93	36.6	57	61	93.4	50	3.1	96	40	1	33	545		

# ALL-TIME LETTERWINNERS

NAME	G	FG	FGA	PCT	3FG	3FGA	PCT	FT	FTA	PCT	REB	AVG	A	TO	B	S	MIN	PTS	AVG
<b>FREEMAN, KEVIN M.</b>																			
1996-97	33	93	189	49.2	0	0	0.0	95	159	59.7	210	6.4	18	60	2	34	1000	281	8.5
BE	18	39	98	39.8	0	0	0.0	47	80	58.8	125	6.9	11	29	1	18	574	125	6.9
1997-98	36	128	225	56.9	0	0	0.0	116	165	69.7	239	6.6	26	55	5	23	1063	371	10.3
BE	17	66	106	62.3	0	0	0.0	60	86	69.8	121	7.1	17	30	2	14	503	192	11.3
1998-99	36	163	277	58.8	0	2	0.0	114	160	71.3	263	7.3	30	65	10	26	1093	440	12.2
BE	18	73	130	56.2	0	1	0.0	66	95	69.5	136	7.6	20	34	3	14	565	212	11.8
1999-00	35	139	288	48.3	8	28	28.6	98	145	67.6	201	5.7	56	63	8	26	1178	384	11.0
BE	16	64	135	47.4	4	12	33.3	40	60	66.7	87	5.4	25	29	4	9	553	172	10.8
TOTALS	140	523	979	53.4	8	30	26.7	422	629	67.1	913	6.5	130	243	25	109	4334	1476	10.5
BE	69	242	469	51.6	4	13	30.8	213	321	66.4	469	6.8	73	122	10	55	2195	701	10.2
<b>FUNCHES, SAM</b>																			
1996-97	16	8	15	53.3	0	0	0.0	0	0	0.0	15	0.9	0	1	2	1	65	16	1.0
BE	8	1	4	25.0	0	0	0.0	0	0	0.0	7	0.9	0	0	0	0	26	2	0.3
1997-98	6	1	3	33.3	0	0	0.0	0	0	0.0	5	0.8	0	3	1	0	15	2	0.3
BE	1	0	0	0.0	0	0	0.0	0	0	0.0	0	0.0	0	0	0	0	1	0	0.0
TOTALS	22	9	18	50.0	0	0	0.0	0	0	0.0	20	0.9	0	4	3	1	80	18	0.8
BE	9	1	4	25.0	0	0	0.0	0	0	0.0	7	0.9	0	0	0	0	27	2	0.2
<b>GAFFNEY, JALEN</b>																			
2019-20	31	38	113	33.6	14	53	26.4	30	39	76.9	38	1.2	66	36	0	19	593	120	3.9
AAC	18	28	85	32.9	10	42	23.8	26	32	81.3	30	1.7	45	27	0	18	430	92	5.1
2020-21	23	43	105	41.0	17	47	36.2	37	45	82.2	35	1.5	35	27	3	18	449	140	6.1
BE	17	30	72	41.7	12	34	35.3	20	24	83.3	25	1.5	28	22	0	11	305	92	5.4
TOTALS	54	81	218	37.2	31	100	31.0	67	84	79.8	73	1.4	101	63	3	37	1042	260	4.8
AAC	18	28	85	32.9	10	42	23.8	26	32	81.3	30	1.7	45	27	0	18	430	92	5.1
BE	17	30	72	41.7	12	34	35.3	20	24	83.3	25	1.5	28	22	0	11	305	92	5.4
<b>GAGNE, MARTY</b>																			
2005-06	4	0	3	0.0	0	1	0.0	0	0	0.0	0	0.0	0	2	0	0	5	0	0.0
2006-07	6	1	2	50.0	1	2	50.0	0	0	0.0	2	0.3	0	1	0	0	8	3	0.5
TOTALS	10	1	5	20.0	1	3	33.3	0	0	0.0	2	0.2	0	3	0	0	13	3	0.3
<b>GAMBLE, PHIL</b>																			
1985-86	28	126	323	39.0	-	-	-	44	75	58.7	108	3.9	55	62	1	19	891	296	10.6
BE	16	73	193	37.8	-	-	-	29	49	59.2	68	4.3	34	10	1	35	502	175	10.9
1986-87	16	68	176	38.6	9	27	33.3	33	53	62.3	75	4.7	37	44	1	17	560	178	11.1
BE	7	37	83	44.6	5	16	31.3	13	23	56.5	36	5.1	14	4	0	23	238	92	13.1
1987-88	34	179	392	45.7	37	182	41.8	75	93	80.6	134	3.9	62	68	6	32	1137	509	15.0
BE	16	72	183	39.3	37	105	35.2	26	36	72.2	74	4.6	20	16	4	26	653	207	12.9
1988-89	31	139	337	41.2	56	138	40.6	54	77	70.1	108	3.5	50	42	6	32	947	388	12.5
BE	16	67	179	37.4	21	63	33.3	28	40	70.0	51	3.2	20	14	4	25	496	183	11.4
TOTALS	109	512	1228	41.7	-	-	-	206	298	69.1	425	3.9	204	216	14	100	3535	1371	12.6
BE	55	249	638	39.0	63	184	34.2	96	148	64.9	229	4.2	88	51	9	109	1799	657	12.0
<b>GARNER, HAROLD</b>																			
1950-51	22	19	55	34.6	-	-	-	15	20	75.0	34	1.6	6	-	-	-	-	53	2.4
1951-52	4	2	11	18.2	-	-	-	1	3	33.3	5	1.3	3	-	-	-	-	5	1.3
1952-53	21	44	135	32.6	-	-	-	57	93	61.4	65	3.1	-	-	-	-	-	145	6.9
TOTALS	47	65	201	32.8	-	-	-	73	116	62.9	104	2.2	-	-	-	-	-	203	4.3
<b>GARRISON, ROB</b>																			
2005-06	17	11	29	37.9	1	7	14.3	9	12	75.0	13	0.8	35	16	1	4	152	32	1.9
BE	5	2	2	100.0	0	0	0.0	1	2	50.0	1	0.2	1	0	0	0	13	5	1.0
2006-07	12	2	5	40.0	0	1	0.0	4	4	100.0	6	0.5	6	3	0	0	27	8	0.7
BE	3	0	0	0.0	0	0	0.0	0	0	0.0	2	0.7	1	0	0	0	4	0	0.0
TOTALS	29	13	34	38.2	1	8	12.5	13	16	81.3	19	0.7	41	19	1	4	179	40	1.4
BE	8	2	2	100.0	0	0	0.0	1	2	50.0	3	0.4	2	0	0	0	17	5	0.6
<b>GARRY, MATT (sat out 2020-21 season with injury)</b>																			
2019-20	6	0	0	0.0	0	0	0.0	0	4	0.0	0	0.0	0	0	0	0	0	0	0.0
AAC	1	0	0	0.0	0	0	0.0	0	0	0.0	0	0.0	0	0	0	0	1	0	0.0
<b>GATES, ERNEST</b>																			
1948-49	23	39	164	23.8	-	-	-	20	30	66.7	-	-	-	-	-	-	-	98	4.2
1949-50	24	55	218	25.2	-	-	-	45	58	77.5	-	-	-	-	-	-	-	155	6.2
1950-51	25	70	245	28.6	-	-	-	54	86	62.8	67	2.7	60	-	-	-	-	194	7.7
TOTALS	72	164	627	26.2	-	-	-	119	174	68.4	-	-	-	-	-	-	-	447	6.2
<b>GAY, RUDY</b>																			
2004-05	31	132	286	46.2	28	60	46.7	75	106	70.8	168	5.4	48	61	59	25	893	367	11.8
BE	16	69	142	48.6	14	37	40.5	44	59	74.6	89	5.6	31	29	27	12	471	197	12.3
2005-06	33	187	406	46.1	28	88	31.8	101	138	73.2	210	6.4	68	82	52	58	1015	503	15.2
BE	16	86	185	46.5	13	40	32.5	45	65	69.2	108	6.8	32	40	24	22	495	230	14.4
TOTALS	64	319	692	46.1	56	148	37.8	176	244	72.1	378	5.9	116	143	111	83	1908	870	13.6
BE	32	155	327	47.4	28	77	36.4	89	124	71.8	197	6.2	63	69	51	34	969	427	13.3
<b>GEORGE, C. TATE</b>																			
1986-87	26	91	247	36.8	10	29	34.5	69	89	77.5	93	3.6	156	69	9	35	962	261	10.0
BE	16	61	150	46.7	6	17	35.3	47	57	82.5	49	3.1	78	19	6	36	569	175	10.9
1987-88	34	115	230	50.0	9	23	39.1	98	118	83.1	99	2.9	190	77	5	44	1111	337	9.9
BE	16	56	112	50.0	6	12	50.0	45	50	90.0	39	2.4	62	11	2	38	532	163	10.2
1988-89	31	77	178	43.3	0	10	20.0	69	91	75.8	104	3.4	152	71	5	48	863	225	7.3
BE	16	37	89	41.6	0	6	0.0	35	47	74.5	46	2.9	76	25	2	35	474	109	6.8
1989-90	37	160	334	47.9	16	53	30.2	88	121	72.7	131	3.5	179	77	10	74	1090	424	11.5
BE	16	63	143	44.1	8	23	34.8	45	64	70.3	57	3.6	61	37	7	36	481	179	11.2
TOTALS	128	443	989	44.8	37	115	32.2	324	419	77.3	427	3.3	677	293	29	201	4026	1247	9.7
BE	64	217	494	43.9	20	58	34.5	172	218	79.8	197	3.0	277	92	17	14			



# ALL-TIME LETTERWINNERS

NAME	G	FG	FGA	PCT	3FG	3FGA	PCT	FT	FTA	PCT	REB	AVG	A	T	B	S	MIN	PTS	AVG
<b>HAYWARD, ERIC O.</b>																			
1992-93	25	37	61	60.7	0	0	0.0	18	34	52.9	64	2.6	7	18	14	5	295	92	3.7
BE	15	21	34	61.8	0	0	0.0	10	19	52.6	35	2.3	4	11	9	2	184	52	3.5
1993-94	34	37	79	46.8	0	0	0.0	41	64	64.1	142	4.2	15	31	29	16	554	115	3.4
BE	18	26	60	43.3	0	0	0.0	23	39	59.0	93	5.2	11	21	12	10	348	75	4.2
1994-95	33	32	49	65.3	0	0	0.0	36	52	69.2	76	2.3	11	27	15	10	356	100	3.0
BE	18	12	18	66.7	0	0	0.0	17	24	70.8	29	1.6	7	13	4	8	184	41	2.3
1995-96	35	30	62	48.4	0	0	0.0	57	76	75.0	114	3.3	12	33	11	15	529	117	3.3
BE	18	12	27	44.4	0	0	0.0	26	33	78.8	56	3.1	5	15	6	5	245	50	2.8
TOTALS	127	136	251	54.2	0	0	0.0	152	226	67.3	396	3.1	45	109	69	46	1734	424	3.3
BE	69	71	139	51.1	0	0	0.0	76	115	66.1	213	3.1	27	60	31	25	961	218	3.2
<b>HAZELTON, SCOTT</b>																			
2000-01	5	3	7	42.9	0	1	0.0	0	0	0.0	2	0.4	1	1	0	0	11	6	1.2
2001-02	32	30	74	40.5	1	12	8.3	15	19	38.9	60	1.9	3	19	7	6	272	76	2.4
BE	16	17	40	42.5	1	7	14.3	4	5	80.0	31	1.9	0	8	5	2	134	39	2.4
2002-03	5	10	17	58.8	0	2	0.0	3	6	50.0	10	2.0	5	3	2	2	60	23	4.6
TOTALS	42	43	98	43.9	1	15	6.6	18	25	72.0	72	1.7	9	23	9	8	343	105	2.5
<b>HEFFERNAN, DANIEL</b>																			
1947-48	4	5	-	-	-	-	-	1	-	-	-	-	-	-	-	-	-	11	2.7
1948-49	17	5	30	16.7	-	-	-	0	2	0.0	-	-	-	-	-	-	-	10	0.6
TOTALS	21	10	-	-	-	-	-	1	-	-	-	-	-	-	-	-	-	21	1.0
<b>HENEFELD, NADAV</b>																			
1989-90	37	149	309	48.2	43	114	37.7	88	117	75.2	208	5.6	106	86	22	138	1092	429	11.6
BE	16	63	144	43.8	22	62	35.5	53	68	77.9	92	5.8	50	59	10	40	530	201	12.6
TOTALS	53	212	453	47.5	65	176	37.1	141	185	76.5	300	5.7	156	145	32	178	1622	630	14.1
<b>HENRY, KEN</b>																			
1983-84	22	21	46	45.7	-	-	-	9	13	69.2	31	1.4	4	8	3	1	154	51	2.3
BE	11	6	21	28.6	-	-	-	1	3	33.3	15	1.4	3	1	2	5	74	13	1.2
1984-85	6	6	13	46.2	-	-	-	3	6	50.0	11	1.8	1	6	0	0	65	15	2.5
TOTALS	28	27	59	45.8	-	-	-	12	19	63.2	42	1.5	5	14	3	1	219	66	2.4
<b>HERBERT, EDWARD</b>																			
1945-46	7	2	-	-	-	-	-	2	-	-	-	-	-	-	-	-	-	6	0.8
<b>HERR, JOHN (MGR) 1952-53</b>																			
<b>HESFORD, DANIEL</b>																			
1963-64	27	54	145	37.2	-	-	-	35	57	61.4	107	4.0	-	-	-	-	-	143	5.3
1964-65	26	116	256	45.3	-	-	-	42	61	68.9	188	7.2	-	-	-	-	-	274	10.6
1965-66	24	61	135	45.2	-	-	-	39	58	67.3	125	5.2	-	-	-	-	-	161	6.9
TOTALS	77	231	536	43.1	-	-	-	116	176	65.9	420	5.5	-	-	-	-	-	578	7.5
<b>HICKEY, WILLIAM 1944-45</b>																			
<b>HOAGLAND, PHILLIP A.</b>																			
1968-69	6	0	3	0.0	-	-	-	1	2	50.0	7	1.1	-	-	-	-	-	1	0.2
1969-70	21	17	40	42.4	-	-	-	31	37	83.8	46	2.2	12	-	-	-	-	65	3.1
1970-71	24	30	59	50.8	-	-	-	34	49	69.4	79	3.3	17	-	-	-	-	94	3.9
TOTALS	51	47	102	46.1	-	-	-	66	88	75.0	132	2.6	-	-	-	-	-	160	3.1
<b>HOBBS, KARL</b>																			
1980-81	29	67	147	45.6	-	-	-	48	61	78.7	44	1.5	136	91	3	37	747	182	6.3
BE	14	32	68	47.1	-	-	-	27	32	84.4	18	1.3	69	13	2	47	376	91	6.5
1981-82	28	51	104	49.0	-	-	-	41	53	77.4	33	1.2	106	60	5	41	747	143	5.1
BE	14	22	50	44.0	-	-	-	23	27	85.2	17	1.2	54	19	3	31	412	67	4.8
1982-83	28	124	233	53.2	-	-	-	82	99	82.8	46	1.6	114	95	4	47	863	330	11.8
BE	16	67	140	47.9	-	-	-	49	61	80.3	29	1.8	56	24	1	56	508	183	11.4
1983-84	28	93	224	41.5	-	-	-	59	77	76.6	62	2.2	178	75	3	37	979	245	8.8
BE	16	52	131	39.7	-	-	-	28	37	75.7	35	2.2	96	18	1	43	564	132	8.3
TOTALS	113	335	708	47.3	-	-	-	230	290	79.3	185	1.6	534	321	13	162	3336	900	8.0
BE	60	173	389	44.5	-	-	-	127	157	80.9	99	1.7	275	74	7	177	1860	473	7.9
<b>HOLOWATY, WILLIAM P.</b>																			
1964-65	20	44	111	36.4	-	-	-	13	23	56.5	94	4.7	-	-	-	-	-	101	5.1
1965-66	23	67	146	45.9	-	-	-	16	27	59.3	130	5.7	-	-	-	-	-	150	6.5
1966-67	24	87	187	46.5	-	-	-	47	69	68.1	195	8.1	-	-	-	-	-	221	9.2
TOTALS	67	198	444	44.6	-	-	-	76	119	63.7	419	6.3	-	-	-	-	-	472	7.0
<b>HOOD, JAMES (MGR) 1959-60</b>																			
<b>HORNAT, ALEX</b>																			
2007-08	2	0	0	0.0	0	0	0.0	0	0	0.0	1	0.5	0	0	0	0	3	0	0.0
2008-09	2	0	0	0.0	0	0	0.0	0	0	0.0	0	0.0	0	0	0	0	2	0	0.0
2009-10	2	0	0	0.0	0	0	0.0	0	0	0.0	0	0.0	0	0	0	0	2	0	0.0
BE	1	0	0	0.0	0	0	0.0	0	0	0.0	0	0.0	0	0	0	0	0	0	0.0
TOTALS	6	0	0	0.0	0	0	0.0	0	0	0.0	1	0.2	0	0	0	0	7	0	0.0
BE	1	0	0	0.0	0	0	0.0	0	0	0.0	0	0.0	0	0	0	0	0	0	0.0
<b>HRUBALA, RONALD R.</b>																			
1968-69	23	145	351	41.4	-	-	-	81	126	64.3	246	10.3	-	-	-	-	-	371	16.1
1969-70	23	108	267	40.4	-	-	-	55	83	66.3	269	11.7	19	-	-	-	-	271	11.8
1970-71	24	110	261	42.1	-	-	-	52	83	62.7	261	10.9	14	-	-	-	-	272	11.3
TOTALS	70	363	879	41.3	-	-	-	188	292	64.4	776	11.1	-	-	-	-	-	914	13.1
<b>HULTEEN, WILLIAM H.</b>																			
1960-61	20	15	33	45.5	-	-	-	13	18	72.2	36	1.8	-	-	-	-	-	43	2.2
1961-62	9	6	24	24.0	-	-	-	3	6	50.0	22	2.4	-	-	-	-	-	15	1.7
1962-63	19	18	52	36.7	-	-	-	19	24	79.2	47	2.5	-	-	-	-	-	55	2.9
TOTALS	48	39	109	35.8	-	-	-	35	48	72.9	105	2.2	-	-	-	-	-	113	2.4
<b>HURLEY, ANDREW</b>																			
2020-21	4	1	1	100.0	1	1	100.0	0	0	0.0	0	0.0	0	0	0	0	6	3	0.8
BE	2	0	0	0.0	0	0	0.0	0	0	0.0	0	0.0	0	0	0	0	1	0	0.0
<b>IRARDI, RICHARD (MGR) 1983-84, 1984-85, 1985-86, 1986-87, 1987-88</b>																			
<b>INATKIN, RUSLAN V.</b>																			
1994-95	13	4	10	40.0	0	1	0.0	0	0	0.0	10	0.8	2	2	3	3	30	8	0.6
BE	6	1	2	50.0	0	0	0.0	0	0	0.0	2	0.3	0	1	0	1	7	2	0.3
1995-96	27	20	41	48.8	1	2	50.0	14	23	60.9	26	1.0	4	14	1	4	160	55	2.0
BE	12	7	17	41.2	1	1	100.0	3	4	75.0	8	0.7	0	3	0	1	49	18	1.5
1996-97	14	3	11	27.3	0	0	0.0	2	5	40.0	9	0.6	1	7	4	4	75	8	

# ALL-TIME LETTERWINNERS

NAME	G	FG	FGA	PCT	3FG	3FGA	PCT	FT	FTA	PCT	REB	AVG	A	TO	B	S	MIN	PTS	AVG	
<b>KIMBALL, THOMAS (TOBY)</b>																				
1962-63	24	143	297	48.1	-	-	-	76	117	64.9	375	15.6	-	-	-	-	-	362	15.1	
1963-64	27	203	397	51.1	-	-	-	138	202	68.3	466	17.3	-	-	-	-	-	544	20.1	
1964-65	23	177	311	57.0	-	-	-	101	157	64.3	483	21.0	-	-	-	-	-	455	19.8	
<b>TOTALS</b>	<b>74</b>	<b>523</b>	<b>1005</b>	<b>52.0</b>	-	-	-	<b>315</b>	<b>476</b>	<b>66.2</b>	<b>1324</b>	<b>17.9</b>	-	-	-	-	-	<b>1361</b>	<b>18.4</b>	
<b>KING, DAVID C.</b>																				
1959-60	21	37	95	38.9	-	-	-	13	20	65.0	51	2.4	-	-	-	-	-	85	4.0	
1960-61	24	82	171	48.0	-	-	-	84	137	61.3	151	6.3	-	-	-	-	-	248	10.3	
<b>TOTALS</b>	<b>45</b>	<b>119</b>	<b>266</b>	<b>44.7</b>	-	-	-	<b>97</b>	<b>157</b>	<b>61.8</b>	<b>202</b>	<b>4.5</b>	-	-	-	-	-	<b>333</b>	<b>7.4</b>	
<b>KING, EUGENE</b>																				
1951-52	17	8	27	29.6	-	-	-	9	14	64.4	38	2.2	4	-	-	-	-	25	1.5	
1952-53	21	77	230	33.3	-	-	-	39	60	65.1	130	6.2	-	-	-	-	-	193	9.2	
1956-57	5	4	14	28.6	-	-	-	1	2	50.0	4	0.8	-	-	-	-	-	9	1.8	
1957-58	21	40	89	45.0	-	-	-	20	29	69.0	50	2.4	-	-	-	-	-	100	4.8	
<b>TOTALS</b>	<b>64</b>	<b>129</b>	<b>360</b>	<b>35.8</b>	-	-	-	<b>69</b>	<b>105</b>	<b>65.7</b>	<b>222</b>	<b>3.5</b>	-	-	-	-	-	<b>327</b>	<b>5.1</b>	
<b>KING, HOWARD (MGR) 1961-62</b>																				
<b>KING, JEFF S.</b>																				
1984-85	24	21	60	35.0	-	-	-	10	19	52.6	37	1.5	3	21	11	5	217	52	2.2	
BE	13	6	20	30.0	-	-	-	5	13	38.5	12	0.9	0	1	2	4	83	17	1.3	
1985-86	27	39	100	39.0	-	-	-	17	54	83.3	94	3.5	11	15	10	5	390	123	4.4	
BE	15	24	62	38.7	-	-	-	45	22	77.3	49	3.3	4	5	5	12	215	65	4.3	
1986-87	28	124	249	49.8	0	0	0	81	113	71.7	153	5.5	20	60	48	22	890	329	11.8	
BE	16	60	129	46.5	0	0	0	40	58	69.0	78	4.9	9	13	23	38	480	177	11.1	
1987-88	33	76	170	44.7	0	0	0	49	69	71.0	113	3.4	27	42	29	18	681	201	6.1	
BE	15	30	68	44.1	0	0	0	17	22	77.3	46	3.1	10	6	8	17	299	77	5.1	
<b>TOTALS</b>	<b>112</b>	<b>260</b>	<b>579</b>	<b>44.9</b>	0	0	0	<b>185</b>	<b>255</b>	<b>72.5</b>	<b>397</b>	<b>3.6</b>	<b>61</b>	<b>138</b>	<b>103</b>	<b>55</b>	<b>2178</b>	<b>705</b>	<b>6.3</b>	
BE	59	120	279	43.0	0	0	0	79	115	68.7	185	3.1	23	25	38	71	1077	336	5.7	
<b>KING, KIRKLAND M.</b>																				
1993-94	32	22	49	44.9	0	0	0	4	15	26.7	78	2.4	8	18	15	7	214	48	1.5	
BE	18	3	8	37.5	0	0	0	1	4	25.0	15	0.8	5	7	3	2	70	7	0.4	
1994-95	33	44	86	51.2	0	0	0	17	24	70.8	90	2.7	6	22	11	9	334	105	3.2	
BE	18	24	49	49.0	0	0	0	12	14	85.7	44	2.4	4	10	5	4	186	60	3.3	
1995-96	35	142	247	57.5	0	0	0	62	90	68.9	219	6.3	34	51	56	12	893	346	9.9	
BE	18	80	132	60.6	0	0	0	40	53	75.5	115	6.4	22	22	34	6	501	200	11.1	
1996-97	14	65	133	48.9	0	0	0	35	50	70.0	107	7.6	16	35	31	7	413	165	11.8	
BE	6	26	57	45.6	0	0	0	10	14	71.4	43	7.2	7	17	13	2	180	62	10.3	
<b>TOTALS</b>	<b>114</b>	<b>273</b>	<b>513</b>	<b>53.0</b>	0	0	0	<b>118</b>	<b>179</b>	<b>65.9</b>	<b>494</b>	<b>4.3</b>	<b>64</b>	<b>126</b>	<b>113</b>	<b>35</b>	<b>1854</b>	<b>664</b>	<b>5.8</b>	
BE	60	133	246	54.1	0	0	0	4	4	60.3	117	3.6	38	56	55	14	937	329	5.5	
<b>KLAIBER, ANTRIC</b>																				
1995-96	28	7	41	17.1	1	4	25.0	7	16	43.8	47	1.7	6	14	7	4	160	22	0.8	
BE	15	4	10	40.0	1	1	100.0	1	5	20.0	12	0.8	1	7	1	2	54	10	0.7	
1996-97	32	34	63	54.0	0	0	0	24	50	48.0	84	2.6	5	24	14	12	441	92	2.9	
BE	17	17	29	58.6	0	0	0	14	23	60.9	35	2.1	2	12	7	10	225	48	2.8	
1997-98	32	38	66	57.6	0	0	0	19	27	70.4	87	2.7	9	39	25	11	431	95	3.0	
BE	14	15	22	68.2	0	0	0	8	13	61.5	35	2.5	3	22	11	6	169	38	2.7	
1998-99	23	5	17	29.4	0	0	0	5	8	62.5	22	1.0	2	8	4	2	74	15	0.7	
BE	11	2	7	28.6	0	0	0	4	6	66.7	15	1.4	1	6	3	2	42	8	0.7	
<b>TOTALS</b>	<b>115</b>	<b>84</b>	<b>187</b>	<b>44.9</b>	1	6	<b>16.7</b>	<b>55</b>	<b>101</b>	<b>54.5</b>	<b>240</b>	<b>2.1</b>	<b>22</b>	<b>85</b>	<b>50</b>	<b>29</b>	<b>1106</b>	<b>224</b>	<b>2.0</b>	
BE	57	38	68	55.9	1	1	100.0	27	47	57.4	97	1.7	7	47	22	20	490	104	1.8	
<b>KLECKNER, MELVIN</b>																				
1950-51	24	26	91	28.5	-	-	-	16	37	43.2	95	4.0	19	-	-	-	-	68	2.8	
1951-52	25	29	91	31.9	-	-	-	17	36	47.3	94	3.6	11	-	-	-	-	75	3.0	
1952-53	21	65	169	38.4	-	-	-	60	105	57.1	142	6.8	-	-	-	-	-	190	9.0	
<b>TOTALS</b>	<b>70</b>	<b>120</b>	<b>351</b>	<b>34.2</b>	-	-	-	<b>93</b>	<b>178</b>	<b>52.2</b>	<b>331</b>	<b>4.7</b>	-	-	-	-	-	<b>333</b>	<b>4.8</b>	
<b>KNIIGHT, TRAVIS J.</b>																				
1992-93	24	29	63	46.0	0	5	0.0	11	27	40.7	61	2.5	9	27	23	6	278	69	2.9	
BE	14	21	33	63.6	0	4	0.0	6	13	46.2	28	2.0	7	16	8	5	151	48	3.4	
1993-94	33	36	82	43.9	0	0	0	9	18	50.1	97	2.9	24	21	32	13	391	81	2.5	
BE	17	21	42	50.0	0	0	0	6	10	60.0	51	3.0	14	8	17	5	201	48	2.8	
1994-95	33	129	231	55.8	0	0	0	41	63	65.1	272	8.2	38	54	56	29	768	299	9.1	
BE	18	73	123	59.3	0	0	0	24	32	75.0	150	8.3	20	29	29	19	436	170	9.4	
1995-96	34	126	242	52.1	0	0	0	59	85	69.4	317	9.3	71	77	68	24	948	311	9.1	
BE	18	60	117	51.3	0	0	0	30	44	68.2	161	8.9	30	51	39	12	522	150	8.3	
<b>TOTALS</b>	<b>124</b>	<b>320</b>	<b>618</b>	<b>51.8</b>	0	0	0	<b>120</b>	<b>193</b>	<b>62.2</b>	<b>747</b>	<b>6.0</b>	<b>142</b>	<b>179</b>	<b>179</b>	<b>72</b>	<b>2385</b>	<b>760</b>	<b>6.1</b>	
BE	67	175	315	55.6	0	0	0	66	99	66.7	390	5.8	71	104	93	41	1310	416	6.2	
<b>KOSIKOWSKY, FRANK 1936-37, 1937-38, 1938-39</b>																				
<b>KOSKI, STEPHEN</b>																				
1968-69	15	55	120	45.8	-	-	-	12	31	38.7	135	9.0	-	-	-	-	-	122	8.1	
1969-70	20	27	67	40.3	-	-	-	17	27	63.0	69	3.5	9	-	-	-	-	71	3.6	
<b>TOTALS</b>	<b>35</b>	<b>82</b>	<b>187</b>	<b>43.9</b>	-	-	-	<b>29</b>	<b>58</b>	<b>50.0</b>	<b>204</b>	<b>5.8</b>	-	-	-	-	-	<b>193</b>	<b>5.5</b>	
<b>KREUSSER, JOHN F.</b>																				
1975-76	6	4	9	44.4	-	-	-	2	3	66.7	5	0.9	1	-	-	-	-	10	1.7	
1976-77	7	1	2	50.0	-	-	-	2	2	100.0	3	0.4	1	-	-	-	-	4	0.6	
<b>TOTALS</b>	<b>13</b>	<b>5</b>	<b>11</b>	<b>45.5</b>	-	-	-	<b>4</b>	<b>5</b>	<b>80.0</b>	<b>8</b>	<b>61.5</b>	<b>2</b>	-	-	-	-	<b>14</b>	<b>1.1</b>	
<b>KROMAH, LASAN</b>																				
2013-14	40	90	207	43.5	21	62	33.9	42	61	68.9	107	2.7	46	51	14	45	897	243	6.1	
AAC	18	48	113	42.5	10	36	27.8	29	43	67.4	65	3.6	24	27	11	22	494	135	7.5	
<b>KUCZENSKI, BRUCE</b>																				
1979-80	29	52	115	45.2	-	-	-	43	61	70.5	107	3.7	17	-	-	-	-	19	473	147
BE	6	10	19	52.6	-	-	-	8</												

# ALL-TIME LETTERWINNERS

NAME	G	FG	FGA	PCT	3FG	3FGA	PCT	FT	FTA	PCT	REB	AVG	A	TO	B	S	MIN	PTS	AVG	
<b>MANDELDOVE, JONATHAN</b>																				
2006-07	17	7	12	58.3	0	0	0.0	1	2	50.0	16	0.9	2	8	17	2	111	15	0.9	
BE	11	4	6	66.7	0	0	0.0	1	2	50.0	9	0.8	0	7	6	2	72	9	0.8	
2007-08	22	4	5	20.0	0	0	0.0	4	9	44.4	16	0.7	0	4	10	0	76	6	0.3	
BE	12	1	4	25.0	0	0	0.0	4	7	57.1	13	1.1	0	0	5	0	46	6	0.5	
2008-09	7	0	2	0.0	0	0	0.0	0	0	0.0	2	0.3	0	2	0	0	16	0	0.0	
BE	2	0	1	0.0	0	0	0.0	0	0	0.0	1	0.5	0	0	0	0	7	0	0.0	
<b>TOTALS</b>	<b>46</b>	<b>8</b>	<b>19</b>	<b>42.1</b>	<b>0</b>	<b>0</b>	<b>0.0</b>	<b>5</b>	<b>11</b>	<b>45.5</b>	<b>34</b>	<b>0.7</b>	<b>2</b>	<b>14</b>	<b>27</b>	<b>2</b>	<b>203</b>	<b>21</b>	<b>0.5</b>	
BE	25	5	11	45.5	0	0	0.0	5	9	55.6	23	0.9	0	7	11	2	125	15	0.6	
<b>MANNING, GERALD J.</b>																				
1960-61	20	49	151	32.5	-	-	-	41	53	77.3	115	5.8	-	-	-	-	-	139	7.0	
1961-62	22	65	178	38.2	-	-	-	36	52	69.2	188	8.5	-	-	-	-	-	166	7.5	
1962-63	25	133	294	45.3	-	-	-	37	58	63.8	178	7.1	-	-	-	-	-	303	12.1	
<b>TOTALS</b>	<b>67</b>	<b>247</b>	<b>623</b>	<b>39.6</b>	-	-	-	<b>114</b>	<b>163</b>	<b>69.9</b>	<b>481</b>	<b>7.2</b>	-	-	-	-	-	<b>608</b>	<b>9.1</b>	
<b>MARKIEWICZ, JULIUS 1943-44, 1944-45</b>																				
1945-46	12	10	-	-	-	-	-	6	-	-	-	-	-	-	-	-	-	26	2.2	
<b>MARSHALL, DONNY</b>																				
1991-92	27	17	46	37.0	0	0	0.0	17	24	70.8	43	1.6	10	12	0	10	241	51	1.9	
BE	17	7	26	26.9	0	0	0.0	11	14	78.6	23	1.4	7	5	0	9	143	25	1.5	
1992-93	28	81	174	46.6	1	3	33.3	54	71	76.1	118	4.2	31	54	4	32	677	217	7.8	
BE	18	54	119	45.4	1	3	33.3	30	40	75.0	70	3.9	23	18	1	36	454	139	7.7	
1993-94	34	152	294	51.7	23	64	35.9	96	124	77.4	186	5.5	44	76	8	48	1001	423	12.4	
BE	18	78	165	47.3	17	41	41.5	47	57	82.5	103	5.7	24	27	3	49	574	220	12.2	
1994-95	32	173	379	45.6	24	92	26.1	136	164	82.9	187	5.8	44	72	5	37	977	506	15.8	
BE	17	85	187	45.5	14	51	27.5	57	66	86.4	94	5.5	22	13	2	45	521	241	14.2	
<b>TOTALS</b>	<b>121</b>	<b>423</b>	<b>893</b>	<b>47.4</b>	<b>48</b>	<b>159</b>	<b>30.2</b>	<b>303</b>	<b>383</b>	<b>79.1</b>	<b>534</b>	<b>4.4</b>	<b>129</b>	<b>214</b>	<b>63</b>	<b>17</b>	<b>127</b>	<b>2896</b>	<b>1197</b>	<b>9.9</b>
BE	70	224	497	45.1	32	95	33.7	145	177	81.9	290	4.1	76	61	6	139	1692	625	8.9	
<b>MARSHALL, DONVELL</b>																				
1991-92	30	125	295	42.4	15	62	24.2	69	93	74.2	183	6.1	45	84	78	31	806	334	11.1	
BE	18	69	159	43.4	7	32	21.9	51	61	83.6	94	5.2	24	20	44	46	472	196	10.9	
1992-93	27	166	332	50.0	20	54	37.0	107	129	82.9	210	7.8	30	59	56	39	854	459	17.0	
BE	18	104	214	48.6	16	37	43.2	81	95	85.3	152	8.4	21	22	41	38	599	305	16.9	
1993-94	34	307	600	51.2	41	132	31.1	200	266	75.2	302	8.9	56	9	111	43	1157	855	25.1	
BE	18	159	330	48.2	26	82	31.7	118	157	75.2	160	8.9	29	21	56	53	656	462	25.7	
<b>TOTALS</b>	<b>91</b>	<b>598</b>	<b>1227</b>	<b>48.7</b>	<b>76</b>	<b>248</b>	<b>30.6</b>	<b>376</b>	<b>488</b>	<b>77.0</b>	<b>695</b>	<b>7.6</b>	<b>131</b>	<b>152</b>	<b>245</b>	<b>113</b>	<b>2817</b>	<b>1648</b>	<b>18.1</b>	
BE	54	332	703	47.2	49	151	32.5	250	313	79.0	406	7.5	74	63	141	137	1727	963	17.8	
<b>MARTIN, EDWARD J.</b>																				
1957-58	24	47	110	42.7	-	-	-	32	69	46.5	146	6.1	45	84	78	31	806	334	11.1	
1958-59	23	101	279	36.2	-	-	-	45	70	64.3	277	12.1	-	-	-	-	-	247	10.7	
1959-60	26	61	207	29.5	-	-	-	43	101	42.6	279	10.7	-	-	-	-	-	165	6.3	
<b>TOTALS</b>	<b>73</b>	<b>209</b>	<b>596</b>	<b>35.1</b>	-	-	-	<b>120</b>	<b>240</b>	<b>50.0</b>	<b>702</b>	<b>9.6</b>	-	-	-	-	-	<b>538</b>	<b>7.4</b>	
<b>MARTIN, TYRESE (played 2018-19 and 2019-20 seasons at University of Rhode Island)</b>																				
2020-21	22	85	193	44.0	16	50	32.0	41	61	67.2	165	7.5	23	30	12	22	624	227	10.3	
BE	17	73	154	47.4	14	41	34.1	32	48	66.7	121	7.1	18	26	8	21	525	192	11.3	
<b>McCANN, PETE</b>																				
1996-97	2	0	1	0.0	0	1	0.0	0	0	0.0	0	0.0	1	0	0	0	4	0	0.0	
<b>McCLOUD, WILLIE</b>																				
1987-88	34	72	140	51.4	0	0	0.0	28	45	62.2	109	3.2	28	31	5	19	611	172	5.1	
BE	16	31	66	47.0	0	0	0.0	16	21	76.2	44	2.8	7	10	3	13	299	78	4.9	
1988-89	30	51	107	47.7	0	0	0.0	36	50	72.0	106	3.5	13	27	11	30	557	138	4.6	
BE	16	36	78	46.2	0	0	0.0	18	21	85.7	68	4.3	13	21	7	17	361	90	5.6	
<b>TOTALS</b>	<b>64</b>	<b>123</b>	<b>247</b>	<b>49.8</b>	<b>0</b>	<b>0</b>	<b>0.0</b>	<b>64</b>	<b>95</b>	<b>67.4</b>	<b>215</b>	<b>3.4</b>	<b>41</b>	<b>58</b>	<b>16</b>	<b>49</b>	<b>1168</b>	<b>310</b>	<b>4.8</b>	
BE	32	67	144	46.5	0	0	0.0	34	42	81.0	112	3.5	20	31	10	30	660	168	5.3	
<b>McCROCKLIN, THOMAS</b>																				
1968-69	24	100	225	44.5	-	-	-	54	90	60.0	141	5.9	-	-	-	-	-	254	10.6	
1969-70	22	51	83	61.4	-	-	-	29	49	65.9	48	2.2	23	-	-	-	-	131	6.0	
<b>TOTALS</b>	<b>46</b>	<b>151</b>	<b>308</b>	<b>49.0</b>	-	-	-	<b>83</b>	<b>134</b>	<b>61.9</b>	<b>189</b>	<b>4.1</b>	-	-	-	-	-	<b>385</b>	<b>8.4</b>	
<b>McGINN, JOE (MGR) 1992-93, 1993-94, 1994-95</b>																				
<b>McKAY, MICHAEL</b>																				
1978-79	28	169	397	42.6	-	-	-	106	149	71.1	150	5.4	73	-	-	29	933	444	15.9	
1979-80	29	183	387	47.3	-	-	-	118	159	74.2	153	5.3	67	-	-	25	989	484	16.7	
BE	6	47	86	54.7	-	-	-	24	35	68.6	28	4.7	12	7	3	22	218	118	9.7	
1980-81	29	122	236	51.7	-	-	-	60	76	79.0	99	3.4	39	78	12	22	806	304	10.5	
BE	14	66	125	52.8	-	-	-	34	41	82.9	50	3.6	18	11	7	38	421	166	19.9	
1981-82	28	162	337	48.1	-	-	-	77	104	74.0	114	4.1	55	74	4	24	1001	401	14.3	
BE	14	78	169	46.2	-	-	-	47	66	71.2	54	3.9	24	13	0	30	521	203	14.5	
<b>TOTALS</b>	<b>114</b>	<b>636</b>	<b>1357</b>	<b>46.9</b>	-	-	-	<b>361</b>	<b>488</b>	<b>74.0</b>	<b>516</b>	<b>4.5</b>	<b>234</b>	-	-	<b>100</b>	<b>3729</b>	<b>1633</b>	<b>14.3</b>	
BE	34	191	380	50.3	-	-	-	105	142	73.9	132	3.9	54	31	10	90	1160	487	14.3	
<b>McMAHON, KATHERINE (MGR) 2009-10, 2010-11, 2011-12</b>																				
<b>McNEECE, THOMAS</b>																				
1965-66	13	4	12	33.3	-	-	-	2	6	33.3	11	0.8	-	-	-	-	-	10	0.8	
1966-67	16	8	24	33.3	-	-	-	12	24	50.0	7	0.4	-	-	-	-	-	28	1.8	
<b>TOTALS</b>	<b>29</b>	<b>12</b>	<b>36</b>	<b>33.3</b>	-	-	-	<b>14</b>	<b>30</b>	<b>46.7</b>	<b>18</b>	<b>0.6</b>	-	-	-	-	-	<b>38</b>	<b>1.3</b>	
<b>McPADDEN, WILLIAM 1942-43</b>																				
<b>MELCHIONNA, JERRY (MGR) 1974-75, 1975-76, 1976-77</b>																				
<b>MELLEN, JOHN</b>																				
1966-67	13	12	20	60.0	-	-	-	0	2	0.0	12	1.0	-	-	-	-	-	24	1.8	
1967-68	24	99	248	35.9	-	-	-	24	41	58.5	62	2.6	-	-	-	-	-	222	9.3	
1968-69	14	18	63	28.6	-	-	-	9	15	60.0	13	0.9	-	-	-	-	-	45	3.2	
<b>TOTALS</b>	<b>51</b>	<b>129</b>	<b>331</b>	<b>39.0</b>	-	-	-	<b>33</b>	<b>58</b>	<b>56.9</b>	<b>87</b>	<b>1.7</b>	-	-	-	-	-	<b>291</b>	<b>5.7</b>	



ALL-TIME LETTERWINNERS

NAME	G	FG	FGA	PCT	3FG	3FGA	PCT	FT	FTA	PCT	REB	AVG	A	TO	B	S	MIN	PTS	AVG
<b>OKAFOR, EMEKA</b>																			
2001-02	34	105	178	59.0	0	0	0.0	57	92	62.0	306	9.0	27	47	138	26	1021	267	7.9
BE	16	41	70	58.6	0	0	0.0	26	45	57.8	134	8.4	14	27	70	13	492	108	6.8
2002-03	33	221	381	58.0	0	0	0.0	82	137	59.9	370	11.2	18	75	156	29	1087	524	15.9
BE	16	106	181	58.6	0	0	0.0	40	65	61.5	163	10.2	10	32	71	10	535	252	15.8
2003-04	36	261	436	59.9	0	0	0.0	113	218	51.8	415	11.5	36	84	147	36	1166	635	17.6
BE	16	123	204	60.3	0	0	0.0	50	110	45.5	185	11.6	12	29	66	14	564	296	18.5
<b>TOTALS</b>	<b>103</b>	<b>587</b>	<b>995</b>	<b>59.0</b>	<b>0</b>	<b>0</b>	<b>0.0</b>	<b>252</b>	<b>447</b>	<b>56.4</b>	<b>1091</b>	<b>10.6</b>	<b>81</b>	<b>206</b>	<b>441</b>	<b>91</b>	<b>3274</b>	<b>1426</b>	<b>13.8</b>
BE	48	270	455	59.3	0	0	0.0	116	220	52.7	482	10.0	36	88	207	37	1591	656	13.7
<b>OKWANDU, CHARLES</b>																			
2008-09	10	1	4	25.0	0	0	0.0	1	2	50.0	11	1.1	2	6	3	1	45	3	0.3
BE	1	0	0	0.0	0	0	0.0	0	0	0.0	0	0.0	0	1	0	0	3	0	0.0
2009-10	30	15	29	51.7	0	0	0.0	1	7	14.3	47	1.6	2	17	13	5	231	31	1.0
BE	16	11	23	47.8	0	0	0.0	1	4	25.0	33	2.1	1	10	5	4	148	13	1.4
2010-11	41	54	115	47.0	0	0	0.0	11	21	52.4	113	2.8	22	36	51	11	631	119	2.9
BE	18	23	57	40.4	0	0	0.0	5	6	83.3	65	3.6	12	19	23	5	292	51	2.8
<b>TOTALS</b>	<b>81</b>	<b>70</b>	<b>148</b>	<b>47.3</b>	<b>0</b>	<b>0</b>	<b>0.0</b>	<b>13</b>	<b>30</b>	<b>43.3</b>	<b>171</b>	<b>2.1</b>	<b>26</b>	<b>59</b>	<b>67</b>	<b>17</b>	<b>907</b>	<b>153</b>	<b>1.9</b>
BE	35	34	80	42.5	0	0	0.0	6	10	60.0	98	2.8	13	30	28	9	443	74	2.1
<b>OLANDER, TYLER</b>																			
2010-11	39	25	67	37.3	0	2	0.0	8	12	66.7	72	1.8	17	23	7	4	376	58	1.5
BE	17	4	15	26.4	0	1	0.0	4	6	66.7	17	1.0	3	7	1	0	124	12	0.7
2011-12	34	56	126	44.4	1	5	20.0	30	44	68.2	131	3.9	40	32	16	12	600	143	4.2
BE	18	23	55	43.4	0	3	0.0	15	20	75.0	53	2.9	14	14	6	6	267	61	3.4
2012-13	29	53	116	45.7	0	3	0.0	18	27	66.7	107	3.7	31	20	27	7	627	124	4.3
BE	17	31	59	52.5	0	1	0.0	11	17	64.7	61	3.6	17	7	8	4	384	73	4.3
2013-14	33	20	44	45.5	2	7	28.6	16	22	72.7	40	1.2	3	4	3	12	273	58	1.8
AAC	16	10	19	52.6	0	0	0.0	5	7	71.4	21	1.3	1	3	0	7	146	25	1.6
<b>TOTALS</b>	<b>135</b>	<b>154</b>	<b>353</b>	<b>43.6</b>	<b>3</b>	<b>17</b>	<b>17.6</b>	<b>72</b>	<b>105</b>	<b>68.6</b>	<b>350</b>	<b>2.6</b>	<b>91</b>	<b>79</b>	<b>53</b>	<b>35</b>	<b>1876</b>	<b>383</b>	<b>2.8</b>
BE	52	58	127	45.7	0	5	0.0	30	43	69.8	131	2.5	34	28	15	10	775	146	2.8
AAC	16	10	19	52.6	0	0	0.0	5	7	71.4	21	1.3	1	3	0	7	146	25	1.6
<b>O'LEARY, WILLIAM</b>																			
1955-56	22	17	-	-	-	-	-	2	-	-	-	-	-	-	-	-	-	-	42
BE	17	20	61	32.8	-	-	-	8	25	88.0	48	2.8	-	-	-	-	-	-	62
<b>TOTALS</b>	<b>39</b>	<b>37</b>	-	-	-	-	-	<b>30</b>	-	-	-	-	-	-	-	-	-	-	<b>104</b>
<b>OLLIE, KEVIN J.</b>																			
1991-92	29	17	45	37.8	0	0	0.0	28	39	71.8	23	0.8	40	31	2	13	294	62	2.1
BE	17	4	12	33.0	0	0	0.0	17	25	68.0	12	0.7	15	16	0	2	137	25	1.5
1992-93	28	69	176	39.2	1	9	11.1	81	109	74.32	64	2.3	158	69	2	7	864	200	7.9
BE	18	53	130	40.8	1	8	12.5	59	78	75.6	41	2.3	99	49	1	16	592	166	9.2
1993-94	34	73	155	47.1	2	10	20.0	71	97	73.2	83	2.4	209	85	1	23	973	219	6.4
BE	18	36	78	46.2	2	6	33.3	41	55	74.5	43	2.4	108	39	0	10	529	115	6.4
1994-95	33	112	222	50.5	13	42	31.0	87	108	80.6	82	2.5	212	84	2	44	1025	324	9.8
BE	18	62	120	51.7	6	21	28.6	46	57	80.7	45	2.5	107	48	1	23	568	176	9.8
<b>TOTALS</b>	<b>124</b>	<b>271</b>	<b>598</b>	<b>45.3</b>	<b>16</b>	<b>61</b>	<b>26.2</b>	<b>267</b>	<b>353</b>	<b>75.6</b>	<b>231</b>	<b>1.9</b>	<b>619</b>	<b>269</b>	<b>7</b>	<b>107</b>	<b>3156</b>	<b>825</b>	<b>6.7</b>
BE	71	155	340	45.6	9	35	25.7	163	215	75.8	141	2.0	329	152	2	51	1826	482	6.8
<b>OMOKARO, OSAAZE</b>																			
2005-06	4	0	1	0.0	0	0	0.0	0	0	0.0	2	0.5	0	0	0	0	4	0	0.0
BE	0	0	0	0.0	0	0	0.0	0	0	0.0	0	0.0	0	0	0	0	0	0	0.0
<b>ONUORAH, DAVID (Graduate transfer, played first 3 years at Cornell University)</b>																			
2017-18	30	12	25	48.0	0	1	0.0	6	11	54.5	62	2.1	4	25	12	0	311	30	1.0
AAC	17	7	14	50.0	0	0	0.0	5	9	55.6	23	1.4	4	12	8	0	175	18	1.1
<b>ORIAKHI, ALEX</b>																			
2009-10	34	63	137	46.0	0	1	0.0	43	80	53.8	224	6.6	12	35	54	13	838	169	5.0
BE	18	31	66	47.0	0	0	0.0	26	43	60.5	100	5.6	6	17	25	6	396	88	4.9
2010-11	41	153	302	50.7	0	0	0.0	87	138	63.0	358	8.7	15	45	67	16	1192	393	9.6
BE	18	63	125	50.4	0	0	0.0	31	61	60.8	119	6.6	6	26	31	3	527	157	8.7
2011-12	34	93	188	49.5	0	0	0.0	41	72	56.9	163	4.8	10	41	45	4	730	227	6.7
BE	18	51	99	51.5	0	0	0.0	21	33	63.6	80	4.4	5	26	20	2	387	123	6.8
<b>TOTALS</b>	<b>109</b>	<b>309</b>	<b>627</b>	<b>49.3</b>	<b>0</b>	<b>1</b>	<b>0.0</b>	<b>171</b>	<b>299</b>	<b>59.0</b>	<b>745</b>	<b>6.8</b>	<b>37</b>	<b>121</b>	<b>166</b>	<b>33</b>	<b>2760</b>	<b>789</b>	<b>7.2</b>
BE	54	145	290	50.0	0	0	0.0	78	127	61.4	299	5.5	17	69	76	11	1310	368	6.8
<b>ORLANDO, LOUIS</b>																			
1950-51	18	9	36	25.0	-	-	-	2	10	20.0	18	1.0	6	-	-	-	-	-	20
1951-52	25	28	78	36.0	-	-	-	10	21	47.7	50	2.0	8	-	-	-	-	-	66
1952-53	21	59	203	29.1	-	-	-	61	96	63.5	85	4.0	-	-	-	-	-	-	179
<b>TOTALS</b>	<b>64</b>	<b>96</b>	<b>317</b>	<b>30.3</b>	-	-	-	<b>73</b>	<b>127</b>	<b>5.8</b>	<b>153</b>	<b>2.4</b>	-	-	-	-	-	-	<b>265</b>
<b>OSBORNE, ROBERT</b>																			
1954-55	25	56	184	34.0	-	-	-	41	70	58.6	129	5.2	-	-	-	-	-	-	153
1955-56	27	95	-	-	-	-	-	79	-	-	-	-	-	-	-	-	-	-	269
1956-57	25	144	326	44.2	-	-	-	101	141	72.6	150	6.0	-	-	-	-	-	-	389
<b>TOTALS</b>	<b>77</b>	<b>295</b>	-	-	-	-	-	<b>221</b>	-	-	-	-	-	-	-	-	-	-	<b>811</b>
<b>OSTERLING, M. 1929-30</b>																			
<b>PARSONS, GEORGE R. (BOB)</b>																			
1970-71	24	25	51	49.0	-	-	-	14	37	37.8	100	4.2	7	-	-	-	-	-	64
1971-72	25	37	89	41.6	-	-	-	17	40	42.5	127	5.1	17	-	-	-	-	-	91
<b>TOTALS</b>	<b>49</b>	<b>62</b>	<b>140</b>	<b>44.3</b>	-	-	-	<b>31</b>	<b>77</b>	<b>40.3</b>	<b>227</b>	<b>4.6</b>	<b>24</b>	-	-	-	-	-	<b>155</b>
<b>PATTERSON, WORTHINGTON</b>																			
1951-52	27	103	305	33.8	-	-	-	49	86	57.0	214	7.9	25	-	-	-	-	-	255
1952-53	20	88	220	40.0	-	-	-	80	119	67.2	182	9.1	-	-	-	-	-	-	256
1953-54	26	116	-	-	-	-	-	100	-	-	-	-							

ALL-TIME LETTERWINNERS

NAME	G	FG	FGA	PCT	3FG	3FGA	PCT	FT	FTA	PCT	REB	AVG	A	T	B	S	MIN	PTS	AVG	
RODGERS, PATRICK	1945-46	4	0	-	-	-	-	2	-	-	-	-	-	-	-	-	-	2	0.5	
ROSE, JON E. (JACK)	1957-58	27	132	332	39.8	-	-	86	108	79.6	129	4.8	-	-	-	-	-	350	13.0	
1958-59	24	129	406	31.8	-	-	-	125	181	69.0	140	5.8	-	-	-	-	-	383	16.0	
1959-60	26	127	370	34.3	-	-	-	129	170	75.9	112	4.3	-	-	-	-	-	383	14.7	
<b>TOTALS</b>	<b>77</b>	<b>388</b>	<b>1108</b>	<b>35.0</b>	-	-	-	<b>340</b>	<b>459</b>	<b>74.1</b>	<b>381</b>	<b>4.9</b>	-	-	-	-	-	<b>1116</b>	<b>14.5</b>	
RUDDY, GORDON	1953-54	25	59	-	-	-	-	57	-	-	-	-	-	-	-	-	-	175	7.0	
1954-55	25	87	252	34.6	-	-	-	68	111	61.4	156	6.3	-	-	-	-	-	242	9.7	
1955-56	27	168	-	-	-	-	-	113	-	-	-	-	-	-	-	-	-	449	16.6	
<b>TOTALS</b>	<b>77</b>	<b>314</b>	-	-	-	-	-	<b>238</b>	-	-	-	-	-	-	-	-	-	<b>866</b>	<b>11.2</b>	
RYAN, RAY 1929-30	1929-30	1	0	0.0	0	0	0.0	24	34	70.6	27	0.9	24	18	0	0	12	270	72	2.4
SAMUEL, TERRENCE	2013-14	30	24	43	55.8	0	0	0.0	6	10	60.0	10	0.8	11	7	0	9	117	28	2.2
AAC	13	11	18	61.1	0	0	0.0	6	10	60.0	10	0.8	11	7	0	0	9	117	28	2.2
2014-15	35	43	111	38.7	0	0	0.0	40	52	76.9	86	2.5	55	47	1	16	715	126	3.6	
AAC	18	24	63	38.1	0	0	0.0	19	26	73.1	50	2.8	27	26	0	8	383	67	3.7	
<b>TOTALS</b>	<b>65</b>	<b>67</b>	<b>154</b>	<b>43.5</b>	<b>0</b>	<b>0</b>	<b>0.0</b>	<b>64</b>	<b>86</b>	<b>74.4</b>	<b>113</b>	<b>1.7</b>	<b>79</b>	<b>65</b>	<b>1</b>	<b>28</b>	<b>985</b>	<b>198</b>	<b>3.0</b>	
AAC	31	35	81	43.2	0	0	0.0	25	36	69.4	60	1.9	38	33	0	17	500	95	3.1	
SANOGO, ADAMA	2020-21	23	77	139	55.4	0	0	0.0	15	26	57.7	110	4.8	13	31	21	9	391	169	7.3
BE	17	55	100	55.0	0	0	0.0	11	16	68.8	89	5.2	12	24	18	7	300	121	7.1	
SAUNDERS, EDMUND	1998-99	35	86	153	56.2	1	1	1.00	38	63	60.3	166	4.7	23	39	25	24	621	211	6.0
BE	17	42	78	53.8	1	1	1.00	24	34	70.6	69	4.1	11	21	12	11	303	109	6.4	
1999-00	33	100	189	52.9	0	0	0.0	50	77	64.9	163	4.9	42	53	13	36	755	250	7.6	
BE	14	34	72	47.2	0	0	0.0	20	31	64.5	65	4.6	17	27	4	15	320	88	6.3	
2000-01	32	122	230	53.0	1	3	33.3	72	106	67.9	229	7.2	28	61	17	37	913	317	9.9	
BE	16	52	108	48.1	0	2	0.0	38	51	74.5	104	6.5	15	29	8	19	469	142	8.9	
<b>TOTALS</b>	<b>100</b>	<b>308</b>	<b>572</b>	<b>53.9</b>	<b>2</b>	<b>5</b>	<b>40.0</b>	<b>160</b>	<b>246</b>	<b>65.0</b>	<b>558</b>	<b>5.6</b>	<b>93</b>	<b>153</b>	<b>55</b>	<b>97</b>	<b>2289</b>	<b>778</b>	<b>7.8</b>	
BE	47	128	258	49.6	1	4	25.0	82	116	70.7	238	5.1	43	57	24	45	1092	339	7.2	
SCHMIDT, WILLIAM	1956-57	25	128	288	44.4	-	-	86	149	57.8	271	10.8	-	-	-	-	-	332	13.3	
1957-58	27	98	244	40.1	-	-	-	59	95	62.0	235	8.7	-	-	-	-	-	255	9.5	
<b>TOTALS</b>	<b>52</b>	<b>226</b>	<b>532</b>	<b>42.3</b>	-	-	-	<b>145</b>	<b>244</b>	<b>59.4</b>	<b>506</b>	<b>9.7</b>	-	-	-	-	-	<b>587</b>	<b>11.3</b>	
SCOTT, KEN	1985-86	13	3	7	42.9	-	-	0	0	0.0	4	0.3	1	2	1	1	25	6	0.5	
BE	7	1	2	50.0	-	-	-	0	0	0.0	1	0.1	1	1	0	1	13	2	0.3	
SELLERS, W. ROD	1988-89	31	45	97	46.4	0	0	0.0	28	52	53.8	129	4.2	7	19	9	7	519	118	3.8
BE	16	16	35	45.7	0	0	0.0	12	25	48.0	53	3.3	2	5	4	11	254	44	2.8	
1989-90	37	114	212	53.8	0	0	0.0	77	147	52.4	195	5.3	16	58	31	27	854	305	8.2	
BE	16	49	95	51.6	0	0	0.0	41	77	53.2	92	5.8	9	10	11	27	422	139	8.7	
1990-91	31	134	242	55.4	0	0	0.0	94	165	57.0	247	8.0	35	59	27	32	956	362	11.7	
BE	16	71	124	57.3	0	0	0.0	48	76	63.2	130	8.1	14	19	12	30	539	190	11.9	
1991-92	29	116	196	59.2	0	0	0.0	126	190	66.3	253	8.7	42	48	13	18	919	358	12.3	
BE	18	70	121	57.9	0	0	0.0	80	115	69.6	159	8.8	32	12	9	33	602	220	11.9	
<b>TOTALS</b>	<b>128</b>	<b>409</b>	<b>747</b>	<b>54.8</b>	<b>0</b>	<b>0</b>	<b>0.0</b>	<b>325</b>	<b>554</b>	<b>58.7</b>	<b>824</b>	<b>6.4</b>	<b>100</b>	<b>184</b>	<b>80</b>	<b>84</b>	<b>3248</b>	<b>1143</b>	<b>8.9</b>	
BE	66	206	375	54.9	0	0	0.0	181	293	61.8	434	6.6	56	46	36	101	1817	593	9.3	
SELVIE, JOHNNIE	2000-01	31	133	243	54.7	0	0	0.0	73	109	67.0	171	5.5	8	67	32	19	735	339	10.9
BE	15	54	112	48.2	0	0	0.0	28	42	66.7	83	5.5	5	35	19	5	370	136	9.1	
2001-02	33	152	298	51.0	0	0	0.0	73	126	57.9	197	6.0	13	80	34	21	947	377	11.4	
BE	15	69	131	52.7	0	0	0.0	38	64	59.4	86	5.7	2	33	13	11	419	176	11.7	
<b>TOTALS</b>	<b>64</b>	<b>285</b>	<b>541</b>	<b>52.7</b>	<b>0</b>	<b>0</b>	<b>0.0</b>	<b>146</b>	<b>235</b>	<b>62.1</b>	<b>368</b>	<b>5.8</b>	<b>21</b>	<b>147</b>	<b>66</b>	<b>40</b>	<b>1682</b>	<b>716</b>	<b>11.2</b>	
BE	30	123	243	50.6	0	0	0.0	66	106	62.3	169	5.6	7	68	32	16	789	312	10.4	
SHAGES, EDWARD 1933-34	1933-34	1	0	0.0	0	0	0.0	6	6	66.7	5	0.4	6	3	0	2	47	22	1.7	
SHEA, JOHN	1984-85	13	9	22	40.9	-	-	4	6	66.7	5	0.4	6	3	0	2	47	22	1.7	
BE	6	1	7	14.3	-	-	-	0	1	0.0	1	0.2	0	0	0	0	9	2	0.3	
1985-86	20	22	51	43.1	-	-	-	5	11	45.5	22	1.1	10	6	0	1	127	49	2.5	
BE	11	10	31	32.3	-	-	-	4	7	57.1	15	1.4	5	0	0	3	77	24	2.2	
<b>TOTALS</b>	<b>33</b>	<b>31</b>	<b>73</b>	<b>42.5</b>	-	-	-	<b>9</b>	<b>17</b>	<b>52.9</b>	<b>27</b>	<b>81.8</b>	<b>16</b>	<b>9</b>	<b>0</b>	<b>3</b>	<b>174</b>	<b>71</b>	<b>2.2</b>	
BE	17	11	38	29.0	-	-	-	4	8	50.0	16	0.9	5	0	0	3	86	26	1.5	
SHEFFER, DORON	1993-94	34	141	279	50.5	50	123	407	72	98	73.5	128	3.8	164	87	7	79	1036	404	11.9
BE	18	74	147	50.3	32	75	42.7	42	58	72.4	66	3.7	87	48	2	42	583	222	12.3	
1994-95	33	121	302	40.1	38	104	36.5	85	113	75.2	155	4.7	183	103	2	50	951	365	11.1	
BE	18	67	160	41.9	22	55	40.6	39	55	70.9	87	4.8	106	55	1	24	509	195	10.8	
1995-96	35	182	423	43.0	95	234	40.6	101	119	84.9	169	4.8	212	108	13	65	1115	560	16.0	
BE	18	90	213	42.3	51	125	40.5	66	83.3	87	4.8	113	68	6	36	594	286	15.9		
<b>TOTALS</b>	<b>102</b>	<b>444</b>	<b>1004</b>	<b>44.2</b>	<b>183</b>	<b>461</b>	<b>39.7</b>	<b>558</b>	<b>630</b>	<b>78.2</b>	<b>452</b>	<b>4.4</b>	<b>559</b>	<b>298</b>	<b>22</b>	<b>194</b>	<b>3102</b>	<b>1329</b>	<b>13.0</b>	
BE	54	231	520	44.4	105	255	41.2	136	179	76.0	240	4.4	306	171	9	102	1686	703	13.0	
SHELDON, ROLAND F. 1959-60	1959-60	10	60	157	38.2	-	-	15	16	93.8	71	7.1	-	-	-	-	-	135	13.5	
SIBILIA, PATRICK	1972-73	1	0	0	0.0	-	-	0	0	0.0	0	0.0	1	-	-	-	-	0	0.0	
1973-74	7	3	10	30.0	-	-	-	1	2	50.0	6	0.9	0	0	0	0	7	10	1.0	
1974-75	6	0	7	0.0	-	-	-	0	0	0.0	2	0.3	0	0	0	0	0	0	0.0	

# ALL-TIME LETTERWINNERS

NAME	G	FG	FGA	PCT	3FG	3FGA	PCT	FT	FTA	PCT	REB	AVG	A	TO	B	S	MIN	PTS	AVG	
<b>TAYLOR, ROBERT</b>																				
1969-70	23	94	209	44.9	-	-	-	44	80	55.0	208	9.0	27	-	-	-	-	232	10.1	
<b>TAYLOR, WILLIAM M.</b>																				
1982-83	7	1	5	20.0	-	-	-	0	1	0.0	3	0.4	0	0	0	0	13	2	0.3	
BE	5	1	4	25.0	-	-	-	0	1	0.0	3	0.6	0	0	0	0	11	2	0.4	
<b>THABEET, HASHEEM</b>																				
2006-07	31	67	121	55.4	0	0	0.0	59	115	51.3	199	6.4	12	49	118	6	758	193	6.2	
BE	16	31	55	56.4	0	0	0.0	25	49	51.0	95	5.9	5	23	60	1	398	87	5.4	
2007-08	33	114	189	60.3	0	0	0.0	118	169	69.8	260	7.9	12	58	147	9	1024	346	10.5	
BE	18	56	100	56.0	0	0	0.0	63	88	71.6	137	7.6	7	35	94	3	581	175	9.7	
2008-09	36	178	278	64.0	0	0	0.0	133	212	62.7	388	10.8	17	68	152	22	1145	489	13.6	
BE	18	87	142	61.3	0	0	0.0	53	92	57.6	189	10.5	8	34	89	12	595	227	12.6	
<b>TOTALS</b>	<b>100</b>	<b>359</b>	<b>588</b>	<b>61.1</b>	<b>0</b>	<b>0</b>	<b>0.0</b>	<b>310</b>	<b>496</b>	<b>62.5</b>	<b>847</b>	<b>8.5</b>	<b>41</b>	<b>175</b>	<b>417</b>	<b>37</b>	<b>2927</b>	<b>1028</b>	<b>10.3</b>	
BE	52	174	297	58.6	0	0	0.0	141	229	61.6	421	8.1	20	92	243	16	1574	489	9.4	
<b>THOMAS, JOHN</b>																				
1972-73	8	15	25	60.0	-	-	-	2	3	66.7	49	6.1	6	-	-	-	-	32	4.0	
1973-74	26	62	140	44.3	-	-	-	27	46	58.7	271	10.4	24	-	-	-	-	151	5.8	
1974-75	28	103	232	44.4	-	-	-	31	64	48.4	301	10.8	22	-	-	-	-	237	8.5	
1975-76	29	121	245	49.4	-	-	-	66	104	63.5	402	13.9	54	-	-	-	-	308	10.6	
<b>TOTALS</b>	<b>91</b>	<b>301</b>	<b>642</b>	<b>46.9</b>	<b>-</b>	<b>-</b>	<b>-</b>	<b>126</b>	<b>217</b>	<b>58.1</b>	<b>1023</b>	<b>11.2</b>	<b>106</b>	<b>-</b>	<b>-</b>	<b>-</b>	<b>-</b>	<b>728</b>	<b>8.0</b>	
BE	52	174	297	58.6	0	0	0.0	141	229	61.6	421	8.1	20	92	243	16	1574	489	9.4	
<b>THOMAS, MARCUS</b>																				
1993-94	20	4	10	40.0	3	8	37.5	1	4	25.0	2	0.1	6	5	0	1	36	12	0.6	
BE	7	2	2	1.00	1	1	1.00	0	0	0.0	1	0.1	3	0	0	2	8	5	0.7	
1994-95	17	2	6	33.3	2	5	40.0	2	2	100.0	2	0.1	5	4	0	1	32	8	0.5	
BE	8	2	2	1.00	2	2	1.00	0	0	0.0	1	0.1	1	0	0	2	12	6	0.8	
<b>TOTALS</b>	<b>37</b>	<b>6</b>	<b>16</b>	<b>37.5</b>	<b>5</b>	<b>13</b>	<b>38.5</b>	<b>3</b>	<b>6</b>	<b>50.0</b>	<b>4</b>	<b>0.1</b>	<b>11</b>	<b>9</b>	<b>0</b>	<b>2</b>	<b>68</b>	<b>20</b>	<b>0.5</b>	
BE	15	4	4	1.00	3	3	1.00	0	0	0.0	2	0.1	4	0	0	4	20	11	0.7	
<b>THOMPSON, CORNELIUS A.</b>																				
1978-79	29	190	401	47.4	-	-	-	158	198	79.8	289	10.0	53	-	-	-	45	991	538	18.6
1979-80	29	167	334	50.0	-	-	-	123	155	79.4	270	9.3	71	-	-	-	45	993	457	15.8
BE	6	42	71	59.2	-	-	-	20	29	69.0	56	9.3	15	11	4	-	-	157	104	17.3
1980-81	29	151	304	49.7	-	-	-	133	168	79.2	235	8.1	45	60	17	47	1001	435	15.0	
BE	14	73	138	52.9	-	-	-	71	89	79.8	96	6.9	17	21	4	31	490	217	15.5	
1981-82	27	149	291	51.2	-	-	-	82	114	71.9	223	8.3	47	63	15	42	977	380	14.1	
BE	14	80	160	50.0	-	-	-	52	68	76.5	128	9.1	21	26	7	42	556	212	15.1	
<b>TOTALS</b>	<b>114</b>	<b>657</b>	<b>1330</b>	<b>49.4</b>	<b>-</b>	<b>-</b>	<b>-</b>	<b>496</b>	<b>635</b>	<b>78.1</b>	<b>1017</b>	<b>8.9</b>	<b>216</b>	<b>-</b>	<b>-</b>	<b>-</b>	<b>179</b>	<b>3962</b>	<b>1810</b>	<b>15.9</b>
BE	34	195	369	52.9	-	-	-	143	186	76.9	280	8.2	53	58	15	88	1263	533	15.7	
<b>THOMPSON, RICHARD</b>																				
1964-65	25	43	109	39.5	-	-	-	14	56	71.4	103	4.1	-	-	-	-	-	26	5.0	
1965-66	24	53	101	52.5	-	-	-	32	44	72.8	121	5.0	-	-	-	-	-	138	5.8	
1966-67	21	27	54	50.0	-	-	-	16	22	72.7	105	5.0	-	-	-	-	-	70	3.3	
<b>TOTALS</b>	<b>70</b>	<b>123</b>	<b>264</b>	<b>46.6</b>	<b>-</b>	<b>-</b>	<b>-</b>	<b>88</b>	<b>122</b>	<b>72.1</b>	<b>329</b>	<b>4.7</b>	<b>-</b>	<b>-</b>	<b>-</b>	<b>-</b>	<b>-</b>	<b>234</b>	<b>3.3</b>	
BE	40	68	138	49.3	-	-	-	52	74	72.8	121	5.0	-	-	-	-	-	138	5.8	
<b>THOMPSON, RYAN</b>																				
2004-05	16	8	15	53.3	4	10	40.0	0	0	0.0	15	0.9	6	4	0	2	93	20	1.3	
BE	6	4	8	50.0	3	6	50.0	0	0	0.0	7	1.2	4	0	1	5	11	18	1.8	
2005-06	5	2	7	28.6	1	4	25.0	2	4	50.0	3	0.6	3	1	1	2	24	7	1.4	
BE	0	0	0	0.0	0	0	0.0	0	0	0.0	0	0.0	0	0	0	0	0	0	0.0	
<b>TOTALS</b>	<b>21</b>	<b>10</b>	<b>22</b>	<b>45.5</b>	<b>5</b>	<b>14</b>	<b>35.7</b>	<b>2</b>	<b>4</b>	<b>50.0</b>	<b>18</b>	<b>0.9</b>	<b>9</b>	<b>5</b>	<b>1</b>	<b>4</b>	<b>117</b>	<b>27</b>	<b>1.3</b>	
BE	6	4	8	50.0	3	6	50.0	0	0	0.0	7	1.2	4	0	1	5	11	18	1.8	
<b>TOLKSDORF, LEON</b>																				
2012-13	11	6	18	33.3	5	14	35.7	2	4	50.0	8	0.7	5	0	0	2	81	19	1.7	
BE	7	5	11	45.5	4	8	50.0	0	0	0.0	6	0.9	1	0	0	0	44	14	2.0	
2013-14	13	6	21	28.6	3	13	23.1	1	2	50.0	10	0.8	4	3	0	1	47	16	1.2	
AAC	5	2	11	18.2	2	9	22.2	0	0	0.0	4	0.8	1	1	0	0	22	6	1.2	
<b>TOTALS</b>	<b>24</b>	<b>12</b>	<b>39</b>	<b>30.8</b>	<b>8</b>	<b>27</b>	<b>29.6</b>	<b>3</b>	<b>6</b>	<b>50.0</b>	<b>18</b>	<b>0.8</b>	<b>9</b>	<b>3</b>	<b>0</b>	<b>3</b>	<b>128</b>	<b>35</b>	<b>1.5</b>	
BE	7	5	11	45.5	4	8	50.0	0	0	0.0	6	0.9	1	0	0	0	44	14	2.0	
AAC	5	2	11	18.2	2	9	22.2	0	0	0.0	4	0.8	1	1	0	0	22	6	1.2	
<b>TONELLA, ED</b>																				
1998-99	9	2	4	50.0	0	1	0.0	0	2	0.0	0	0.1	1	0	0	1	12	4	0.4	
BE	3	0	1	0.0	0	0	0.0	0	0	0.0	0	0.0	1	0	0	1	5	0	0.0	
<b>TOOLES, SHAMON</b>																				
2000-01	17	1	2	50.0	0	0	0.0	0	4	0.0	5	0.3	0	0	0	0	44	2	0.1	
BE	9	0	1	0.0	0	0	0.0	0	2	0.0	2	0.2	0	1	2	0	19	0	0.0	
2001-02	20	4	9	44.4	0	0	0.0	9	10	90.0	15	0.8	0	5	1	2	87	17	0.9	
BE	11	3	6	50.0	0	0	0.0	4	4	100.0	0	0.9	0	2	0	1	61	10	0.9	
2002-03	30	20	41	48.8	0	0	0.0	17	23	73.9	71	2.4	12	17	8	9	325	57	1.9	
BE	15	11	23	47.8	0	0	0.0	8	12	66.7	36	2.4	13	4	5	198	30	2.0		
2003-04	37	9	14	64.3	0	0	0.0	6	11	54.5	44	1.2	5	10	10	22	24	0.6		
BE	15	1	4	25.0	0	0	0.0	2	2	1.00	14	0.9	1	5	3	2	76	4	0.3	
<b>TOTALS</b>	<b>104</b>	<b>34</b>	<																	



# ALL-TIME LETTERWINNERS

NAME	G	FG	FGA	PCT	3FG	3FGA	PCT	FT	FTA	PCT	REB	AVG	A	TO	B	S	MIN	PTS	AVG
<b>WHALEY, ISAIAH</b>																			
2017-18	30	30	53	55.6	0	0	0.00	19	28	67.9	67	2.2	10	12	30	11	414	79	2.6
AAC	18	19	38	50.0	0	0	0.00	13	19	68.4	47	2.6	7	8	22	7	291	51	2.8
2018-19	23	8	12	66.7	0	0	0.00	3	9	33.3	24	1.0	0	5	5	3	83	19	0.8
AAC	12	3	5	60.0	0	0	0.00	1	3	33.3	8	0.7	0	3	2	1	32	7	0.6
2019-20	30	68	126	54.0	0	0	0.00	44	60	77.3	149	5.0	17	27	46	19	563	180	6.0
AAC	18	54	92	58.7	0	0	0.00	40	52	76.9	118	6.6	12	20	35	15	420	148	8.2
2020-21	23	81	169	47.9	8	23	34.8	15	32	46.9	142	6.2	35	31	60	22	631	185	8.0
BE	17	58	119	48.7	7	16	43.8	6	16	37.5	98	5.8	23	27	43	17	458	129	7.6
TOTALS	106	187	360	51.9	8	23	34.8	81	129	62.8	382	3.6	62	75	141	55	1689	463	4.4
AAC	48	76	135	56.3	0	0	0.00	54	74	73.0	173	3.6	19	31	59	23	743	206	4.3
BE	17	58	119	48.7	7	16	43.8	6	16	37.5	98	5.8	23	27	43	17	458	129	7.6
<b>WHELTON, JOSEPH A. JR.</b>																			
1974-75	28	82	195	42.1	-	-	-	62	69	89.9	42	1.5	86	-	-	-	-	226	8.1
1975-76	29	171	353	48.4	-	-	-	81	105	77.1	46	1.6	138	-	-	-	-	423	14.6
1976-77	23	121	267	45.3	-	-	-	63	80	78.8	30	1.3	77	-	-	-	-	305	13.3
1977-78	25	150	366	41.0	-	-	-	83	102	81.4	37	1.5	107	-	-	-	-	383	15.3
TOTALS	105	524	1181	44.4	-	-	-	289	356	81.2	155	1.5	408	-	-	-	-	1337	12.7
<b>WHITCOMB, CHRISTOPHER</b>																			
1963-64	11	7	15	46.7	-	-	-	2	7	28.6	12	1.1	-	-	-	-	-	16	1.5
1964-65	16	14	28	50.0	-	-	-	2	2	100.0	24	1.5	-	-	-	-	-	30	1.9
TOTALS	27	21	43	48.8	-	-	-	4	9	44.4	36	1.3	-	-	-	-	-	46	1.7
<b>WHITE, MARCUS</b>																			
2002-03	23	28	74	37.8	0	0	0.0	39	58	67.2	128	5.6	10	16	14	10	392	95	4.1
BE	13	16	42	38.1	0	0	0.0	23	33	69.7	83	6.4	7	9	8	6	223	55	4.2
2003-04	4	3	5	60.0	0	0	0.0	2	7	28.6	9	2.3	0	2	0	0	27	8	2.0
2004-05	5	5	12	41.7	0	0	0.00	6	10	60.0	23	4.6	1	3	2	4	37	16	3.2
TOTAL	37	31	79	39.2	0	0	0.0	41	65	63.1	137	5.1	10	18	14	10	419	103	3.8
BE	13	16	42	38.1	0	0	0.0	23	33	69.7	83	6.4	7	9	8	6	223	55	4.2
<b>WHITNEY, KENNETH</b>																			
1963-64	15	11	23	47.8	-	-	-	13	19	68.4	6	0.4	-	-	-	-	-	35	2.3
1964-65	18	24	55	43.6	-	-	-	12	21	57.1	12	0.7	-	-	-	-	-	60	3.3
1965-66	15	14	32	41.2	-	-	-	15	24	58.3	14	0.9	-	-	-	-	-	42	2.6
TOTALS	48	49	110	44.5	-	-	-	40	64	62.5	32	0.7	-	-	-	-	-	137	2.8
<b>WIDHOLM, WALLACE</b>																			
1949-50	25	40	123	32.5	-	-	-	30	52	57.6	-	-	-	-	-	-	-	110	4.4
1950-51	25	76	218	34.8	-	-	-	40	78	51.2	142	5.7	25	-	-	-	-	192	7.6
1951-52	19	60	168	35.7	-	-	-	28	45	62.2	152	8.0	6	-	-	-	-	148	7.8
TOTALS	69	176	509	34.6	-	-	-	98	175	56.0	-	-	-	-	-	-	-	450	6.5
<b>WIGGINS, DOUG</b>																			
2006-07	31	71	183	38.8	28	85	32.9	42	57	73.7	65	2.1	50	45	2	33	547	212	6.8
BE	16	33	103	32.0	13	51	25.5	25	34	73.5	35	2.2	20	21	0	16	294	104	6.5
2007-08	31	69	168	41.1	31	86	36.0	39	41	95.1	85	2.7	76	31	2	32	586	208	6.7
BE	17	37	83	44.6	18	46	39.1	22	23	95.7	41	2.4	37	18	1	16	309	114	6.7
TOTALS	62	140	351	39.9	59	171	34.5	81	98	82.7	150	2.4	126	76	4	65	1133	420	6.8
BE	33	70	186	37.6	31	97	32.0	47	57	82.5	76	2.3	57	39	1	32	603	218	6.6
<b>WILLIAMS, EDDIE</b>																			
1982-83	28	80	188	42.6	-	-	-	53	82	64.6	132	4.7	23	47	15	23	733	213	7.6
BE	16	49	122	40.2	-	-	-	38	53	71.7	88	5.5	17	10	9	34	479	136	8.5
1983-84	28	110	240	45.8	-	-	-	55	76	73.7	122	4.4	50	52	11	28	788	276	9.9
BE	16	55	131	42.0	-	-	-	39	50	78.0	55	3.4	33	15	2	33	452	149	9.3
1984-85	11	41	78	52.6	-	-	-	11	14	78.6	36	3.3	11	6	2	8	276	93	8.5
BE	6	16	34	47.1	-	-	-	10	10	100.0	18	3.0	8	7	0	8	137	42	7.0
1985-86	28	124	251	49.4	-	-	-	35	55	63.6	104	3.7	60	44	7	24	817	283	10.1
BE	16	61	133	45.9	-	-	-	19	31	61.3	51	3.2	36	16	4	29	475	141	8.8
TOTALS	95	355	757	46.9	-	-	-	154	227	67.8	394	4.1	144	159	35	83	2604	865	9.1
BE	54	181	420	43.1	-	-	-	106	144	73.6	212	3.9	94	48	15	104	1543	468	8.7
<b>WILLIAMS, JEVON</b>																			
2012-13	1	0	0	0.00	0	0	0.00	0	0	0.00	0	0.0	0	0	0	0	0	0	0.0
BE	1	0	0	0.00	0	0	0.00	0	0	0.00	0	0.0	0	0	0	0	0	0	0.0
<b>WILLIAMS, KWINTIN</b>																			
2017-18	18	8	14	57.1	0	2	0.00	9	16	56.3	34	1.9	1	3	0	2	113	25	1.4
AAC	11	5	9	55.6	0	2	0.00	7	13	53.8	25	2.3	0	2	0	1	83	17	1.5
2018-19	7	1	10	10.0	0	2	0.00	5	7	71.4	11	1.6	1	1	0	0	23	7	1.0
AAC	0	0	0	0.00	0	0	0.00	0	0	0.00	0	0.0	0	0	0	0	0	0	0.0
TOTALS	25	9	24	37.5	0	4	0.00	14	23	60.9	45	1.8	2	4	0	2	136	32	1.3
AAC	11	5	9	55.6	0	2	0.00	7	13	53.8	25	2.3	0	2	0	1	83	17	1.5



Wes Bialosuknia, 3-time All-Yankee Conference 1st Team pick


NAME	G	FG	FGA	PCT	3FG	3FGA	PCT	FT	FTA	PCT	REB	AVG	A	TO	B	S	MIN	PTS	AVG
<b>WILLIAMS, MARCUS</b>																			
2003-04	16	17	46	37.0	3	17	17.6	9	13	69.2	21	1.3	69	38	1	16	226	46	2.9
BE	2	1	5	20.0	0	1	0.0	1	2	50.0	3	1.5	5	4	0	0	24	3	1.5
2004-05	31	103	255	40.0	27	67	40.3	64	89	71.9	117	3.8	243	101	8	35	961	297	9.6
BE	16	52	134	38.8	19	44	43.2	36	47	76.6	59	3.7	134	53	5	14	520	159	9.9
2005-06	23	83	204	40.7	24	60	40.0	94	109	86.2	89	3.9	198	85	5	21	767	284	12.3
BE	16	45	120	37.5	11	33	33.3	61	72	84.7	63	3.9	137	58	3	14	525	162	10.1
TOTALS	70	203	505	40.2	54	144	37.5	167	211	79.1	227	3.2	510	224	14	72	1954	627	9.0
BE	34	98	259	37.8	30	78	38.5	98	121	81.0	125	3.7	276	115	8	28	1069	324	9.5
<b>WILLIAMS, MURRAY</b>																			
1987-88	33	64	159	40.3	1	3	33.3	36	50	72.0	116	3.5	40	41	7	19	581	165	5.0
BE	15	22	68	32.4	0	0	0.												

# ALL-TIME INDIVIDUAL HONORS/AWARDS/ACHIEVEMENTS



## JIM CALHOUN

inducted  
Sept. 9, 2005



## RAY ALLEN

inducted  
Sept. 8, 2018



## HUSKIES OF HONOR

### ADMINISTRATORS

John Toner, Director of Athletics, 1969-87

### HEAD COACHES

Hugh Greer, 1946-63  
Dee Rowe, 1969-77  
Jim Calhoun, 1986-2012

### PLAYERS

- #9 Walt Dropo, 1942-47
- #22 Vin Yokabaskas, 1948-52
- #13 Worthy Patterson, 1950-54
- #25 Art Quimby, 1951-55
- #42 Toby Kimball, 1961-65
- #44 Wes Bialosuknia, 1963-67
- #22 Bill Corley, 1964-68
- #42 Tony Hanson, 1973-77
- #52 Cornu Thompson, 1978-82
- #00 Cliff Robinson, 1985-89
- #13 Chris Smith, 1988-92
- #24 Scott Burrell, 1989-93
- #42 Donyell Marshall, 1991-94
- #34 Ray Allen, 1993-96
- #32 Richard Hamilton, 1996-99
- #42 Khalid El-Amin, 1997-00
- #50 Emeka Okafor, 2001-04
- #3 Caron Butler, 2000-02
- #22 Rudy Gay, 2004-06
- #15 Kemba Walker, 2008-11
- #13 Shabazz Napier, 2010-14

### TEAMS

1998-99 National Champions



# ALL-TIME INDIVIDUAL HONORS/AWARDS/ACHIEVEMENTS



**UCONN ALL-CENTURY TEAM (artist rendering)**  
**Selected by fan vote during 2000-01 season**

**Front row (l-r):** Scott Burrell (F, 6-7, 1990-93, Hamden, Conn.), Walt Dropo (C, 6-5, 1943-47, Moosup, Conn.), Khalid El-Amin (G, 5-10, 1998-2000, Minneapolis, Minn.), Ray Allen (G, 6-5, 1994-96, Dalzell, S.C.), Richard Hamilton (G, 6-6, 1997-99, Coatesville, Pa.), Donyell Marshall (F, 6-9, 1992-94, Reading, Pa.), Wes Bialosuknia (G, 6-2, 1994-96, Poughkeepsie, N.Y.), Tate George (G, 6-5, 1987-90, Newark, N.J.)

**Second row (l-r):** Kevin Ollie (G, 6-4, 1992-95, Los Angeles, Calif.), Chris Smith (G, 6-2, 1989-92, Bridgeport, Conn.), Tony Hanson (F, 6-5, 1974-77, Waterbury, Conn.), Art Quimby (C, 6-5, 1952-55, New London, Conn.), Cliff Robinson (F, 6-11, 1986-89, Buffalo, N.Y.), Toby Kimball (C, 6-8, 1963-65, Sudbury, Mass.), Corny Thompson (F, 6-8, 1979-82, Middletown, Conn.), Doron Sheffer (G, 6-5, 1994-96, Ramat-Efal, Israel), Ricky Moore (G, 6-2, 1996-99, Augusta, Ga.)

**Third row (l-r):** Bill Corley (C, 6-7, 1966-68, Williston Park, N.Y.), Jake Voskuhl (C, 6-11, 1997-2000, Katy, Texas), Kevin Freeman (F, 6-7, 1997-2000, Springfield, Mass.), Travis Knight (C, 7-0, 1993-96, Sandy, Utah), Nadav Henefeld (F, 6-7, 1989-90, Ramat-Hasharon, Israel), Donny Marshall (F, 6-7, 1992-95, Federal Way, Wash.), Vin Yokabaskas (F, 6-2, 1950-52, Bloomfield, Conn.), Earl Kelley (G, 6-1, 1983-86, New Haven, Conn.)

## YANKEE CONFERENCE HONOR ROLL (1948-49 through 1975-76)

**1948-49**  
 Henry Bartnicki  
 Stan Sorota  
 Joe Maloney

First Team  
 First Team  
 Second Team

**1949-50**  
 Peter Lind  
 Vin Yokabaskas  
 Stan Sorota

First Team  
 First Team  
 Second Team

**1950-51**  
 Vin Yokabaskas  
 Bill Ebel  
 Ernest Gates  
 Wally Widholm

First Team  
 Second Team  
 Second Team  
 Second Team

**1951-52**  
 Burr Carlson  
 Vin Yokabaskas

First Team  
 First Team

**1952-53**  
 Worthy Patterson  
 Art Quimby

First Team  
 First Team

**1993-54**  
 Worthy Patterson  
 Art Quimby  
 Jim Ahearn  
 Dick Watson

First Team  
 First Team  
 Second Team  
 Second Team

**1954-55**  
 Jim Ahearn  
 Art Quimby

First Team  
 First Team

**1955-56**  
 Ron Bushwell  
 Gordon Ruddy

First Team  
 First Team

**1956-57**  
 Al Cooper  
 Bob Osborne  
 Jim O'Connor  
 Fran Quinn  
 Billy Schmidt

First Team  
 First Team  
 Second Team  
 Second Team  
 Second Team

**1957-58**  
 Al Cooper  
 Jim O'Connor  
 John Pipczynski  
 Jack Rose

First Team  
 First Team  
 First Team  
 Second Team

**1958-59**  
 Jack Rose  
 John Pipczynski

First Team  
 Second Team

**1959-60**  
 John Pipczynski  
 Jack Rose  
 Walt Griffin

First Team  
 First Team  
 Second Team

**1960-61**  
 Dave King

Second Team

**1961-62**  
 Lenny Carlson  
 Andy Czuchry

First Team  
 Second Team

**1962-63**  
 Toby Kimball  
 Gerry Manning  
 Ed Slomcenski  
 Dale Comey

First Team  
 First Team  
 First Team  
 Second Team

**1963-64**  
 Toby Kimball

First Team

**1964-65**  
 Wes Bialosuknia  
 Toby Kimball

First Team  
 First Team

**1965-66**  
 Wes Bialosuknia  
 Bill Corley

First Team  
 First Team

**1966-67**  
 Wes Bialosuknia  
 Bill Corley

First Team  
 First Team

**1967-68**  
 Bill Corley  
 Tim Smith

First Team  
 Second Team

**1968-69**  
 Ron Hrubala  
 Bob Staak

Second Team  
 Second Team

**1969-70**  
 Bob Boyd  
 Bob Staak  
 Ron Hrubala

Second Team  
 Second Team  
 Second Team

**1970-71**  
 Bob Staak  
 Bob Boyd

First Team  
 Second Team

**1971-72**  
 Cal Chapman

Second Team

**1972-73**  
 Cal Chapman  
 Al Weston

Second Team  
 Second Team

**1973-74**  
 Jimmy Foster  
 Earl Wilson  
 Tony Hanson

First Team  
 Second Team  
 Rookie of the Year

**1974-75**  
 Tony Hanson

First Team

**1975-76**  
 Tony Hanson  
 Joey Whelton  
 John Thomas

First Team  
 Second Team  
 Second Team



# ALL-TIME INDIVIDUAL HONORS/AWARDS/ACHIEVEMENTS

## NAISMITH MEMORIAL BASKETBALL

### HALL OF FAME

Jim Calhoun - inducted 2005

Ray Allen - inducted 2018

## NABC Co-NATIONAL

### PLAYER OF THE YEAR

Emeka Okafor, 2003-04

(with Jameer Nelson, St. Joseph's)

## ALL-AMERICANS\*

Donyell Marshall, 1993-94

Ray Allen, 1994-95, 1995-96

Richard Hamilton, 1997-98, 1998-99

Caron Butler, 2001-02

Emeka Okafor, 2002-03, 2003-04

Rudy Gay, 2005-06

A.J. Price, 2007-08

Hasheem Thabeet, 2008-09

Kemba Walker, 2010-11

Shabazz Napier, 2013-14

\*-- Associated Press, NABC, USBWA or Wooden Award

## CoSIDA ACADEMIC ALL-AMERICAN

Emeka Okafor, 2002-03, 2003-04

## CoSIDA ACADEMIC

### ALL-AMERICAN OF THE YEAR

Emeka Okafor, 2003-04

## NABC NATIONAL

### DEFENSIVE PLAYER OF THE YEAR

Emeka Okafor, 2002-03, 2003-04

Hasheem Thabeet, 2007-08, 2008-09

## USA BASKETBALL ATHLETE OF THE YEAR

Ray Allen, 1995

## BOB COUSY COLLEGIATE POINT GUARD OF THE YEAR AWARD

Kemba Walker, 2011

Shabazz Napier, 2014

## NCAA ALL-TOURNAMENT SELECTIONS

1956-Gordon Ruddy (East Region)

1964-Toby Kimball (East Region)

1976-Tony Hanson, Al Weston (East Region)

1990-- Tate George, Chris Smith (East Regional)

1995-- Ray Allen, Donny Marshall (West Regional)

1998-- Richard Hamilton, Khalid El-Amin (East Regional)

1999-- Richard Hamilton (MOP), Khalid El-Amin, Ricky Moore (Final Four); Richard Hamilton (MOP), Ricky Moore, Kevin Freeman (West Regional)

2002-- Caron Butler, Tony Robertson (East Regional)

2003-- Emeka Okafor (South Regional)

2004-- Emeka Okafor (MVP), Ben Gordon, Rashad Anderson (Final Four); Ben Gordon (MVP), Rashad Anderson, Emeka Okafor (Phoenix Regional)

2006-- Rudy Gay, Marcus Williams (Washington DC Regional)

2009-- A.J. Price (MOP), Kemba Walker (West Regional)

2011-- Kemba Walker (MOP), Jeremy Lamb (Final Four); Kemba Walker (MOP), Jeremy Lamb (West Regional)

2014-- Shabazz Napier (MOP), Ryan Boatright, DeAndre Daniels (Final Four); Shabazz Napier (MOP), DeAndre Daniels (East Regional)

## NIT ALL-TOURNAMENT SELECTIONS

1988-- Phil Gamble (MVP), Cliff Robinson, Tate George

1997-- Richard Hamilton

## BIG EAST PLAYER OF THE YEAR

Donyell Marshall, 1993-94

Ray Allen, 1995-96

Richard Hamilton, 1997-98, 1998-99

Caron Butler, 2001-02

Emeka Okafor, 2003-04

Hasheem Thabeet, 2008-09

## BIG EAST COACH OF THE YEAR

Jim Calhoun (4), 1989-90, 1993-94, 1995-96, 1997-98

## BIG EAST ROOKIE OF THE YEAR

Earl Kelley, 1982-83

Nadav Henefeld, 1989-90

Doron Sheffer, 1993-94

Khalid El-Amin, 1997-98

Rudy Gay, 2004-05

## BIG EAST

### DEFENSIVE PLAYER OF THE YEAR

Donyell Marshall, 1993-94

Emeka Okafor, 2002-03, 2003-04

Josh Boone, 2004-05

Hilton Armstrong, 2005-06

Hasheem Thabeet, 2007-08, 2008-09

Isaiah Whaley, 2020-21 (co-winner)

## BIG EAST MOST IMPROVED PLAYER

Marcus Williams, 2004-05

## BIG EAST SIXTH MAN OF THE YEAR

Tyler Polley, 2020-21

## BIG EAST

### SCHOLAR-ATHLETE OF THE YEAR

Emeka Okafor, 2002-03, 2003-04

## BIG EAST CHAMPIONSHIP

### MOST OUTSTANDING PLAYER

1990 -- Chris Smith

1998 -- Khalid El-Amin

1999 -- Kevin Freeman

2002 -- Caron Butler

2004 -- Ben Gordon

2011 -- Kemba Walker

## BIG EAST CHAMPIONSHIP

### ALL-TOURNAMENT SELECTIONS

1990-- Tate George, John Gwynn

1994-- Donyell Marshall

1995-- Ray Allen

1996-- Ray Allen, Travis Knight

1998-- Richard Hamilton, Rashamel Jones

1999-- Richard Hamilton, Khalid El-Amin

2000-- Khalid El-Amin, Albert Mouring

2002-- Ben Gordon

2003-- Ben Gordon, Emeka Okafor

2004-- Taliek Brown

2009-- A.J. Price

2011-- Jeremy Lamb

2021--Adama Sanogo

## BIG EAST ALL-CONFERENCE

1979-80

Corny Thompson, So. Second Team

Mike McKay, So. Third Team

Bruce Kuczenski, Fr. All-Freshman Team

1980-81

Corny Thompson, Jr. First Team

Chuck Aleksinas, Jr. Second Team

Mike McKay, Jr. Third Team

Vern Giscombe, Fr. All-Freshman Team

1981-82

Corny Thompson, Sr. First Team

Mike McKay, Sr. Second Team

1982-83

Earl Kelley, Fr. All-Freshman Team

1983-84

Karl Hobbs, Sr. Third Team

1984-85

Earl Kelley, Jr. Second Team

1985-86

Earl Kelley, Sr. Second Team

Phil Gamble, Fr. All-Freshman Team

1986-87

Tate George, Fr. All-Freshman Team

1987-88

Cliff Robinson, Jr. Third Team

1988-89

Cliff Robinson, Sr. Second Team

1989-90

Chris Smith, So. Second Team

Tate George, Sr. Third Team

Nadav Henefeld, Fr. Third Team, All-Rookie Team

Scott Burrell, Fr. All-Rookie Team

1990-91

Chris Smith, Jr. Second Team

Scott Burrell, So. Third Team

1991-92

Chris Smith, Sr. First Team

Scott Burrell, Jr. Second Team

Rod Sellers, Sr. Third Team

Donyell Marshall, Fr. All-Rookie Team

1992-93

Donyell Marshall, So. First Team

Scott Burrell, Sr. Third Team

1993-94

Donyell Marshall, Jr. First Team

Donny Marshall, Jr. Third Team

Doron Sheffer, Fr. Third Team, All-Rookie Team

Ray Allen, Fr. All-Rookie Team

1994-95

Ray Allen, So. First Team

Doron Sheffer, So. Second Team

Donny Marshall, Sr. Third Team

Kevin Ollie, Sr. Third Team

1995-96

Ray Allen, Jr. First Team

Doron Sheffer, Sr. Second Team

Richard Hamilton, Fr. All-Rookie Team

1997-98

Richard Hamilton, So. First Team

Khalid El-Amin, Fr. All-Rookie Team

1998-99

Richard Hamilton, Jr. First Team

Khalid El-Amin, So. Second Team

1999-00

Khalid El-Amin, Jr. First Team

2000-01

Caron Butler, Fr. Third Team, All-Rookie Team

Albert Mouring, Sr. Honorable Mention

2001-02

Caron Butler, So. First Team

Emeka Okafor, Fr. Third Team, All-Rookie Team

Ben Gordon, Fr. All-Rookie Team

2002-03

Emeka Okafor, So. First Team

Ben Gordon, So. Second Team

2003-04

Emeka Okafor, Jr. First Team

Ben Gordon, Jr. First Team

Taliek Brown, Sr. Honorable Mention

Josh Boone, Fr. All-Rookie Team

Charlie Villanueva, Fr. All-Rookie Team

2004-05

Josh Boone, So. Second Team

Charlie Villanueva, So. Second Team

Marcus Williams, So. Third Team

Rudy Gay, Fr. All-Rookie Team

2005-06

Rudy Gay, So. First Team

Hilton Armstrong, Sr. Second Team

Marcus Williams, Jr. Second Team

Rashad Anderson, Sr. Honorable Mention

Josh Boone, Jr. Honorable Mention

Jeff Adrien, Fr. All-Rookie Team

2006-07

Jeff Adrien, So. Second Team

Jerome Dyson, Fr. All-Rookie Team

Hasheem Thabeet, Fr. All-Rookie Team

2007-08

Jeff Adrien, Jr. First Team

A.J. Price, Jr. First Team

Hasheem Thabeet, So. Second Team

2008-09

Jeff Adrien, Sr. Third Team

A.J. Price, Sr. Second Team

Hasheem Thabeet, Jr. First Team

Kemba Walker, Fr. All-Rookie Team

2009-10

Jerome Dyson, Sr. Third Team

Alex Oriakhi, Fr. All-Rookie Team

Kemba Walker, So. Third Team

2010-11

Jeremy Lamb All-Rookie Team

Shabazz Napier All-Rookie Team

Kemba Walker First Team

2011-12

Jeremy Lamb First Team

Andre Drummond All-Rookie Team

2012-13

Shabazz Napier First Team

Omar Calhoun All-Rookie Team

2020-21

James Bouknight First Team

Adama Sanogo All-Freshman Team

## AAC PLAYER OF THE YEAR

Shabazz Napier, 2013-14

## AAC ROOKIE OF THE YEAR

Daniel Hamilton, 2014-15

## AAC DEFENSIVE PLAYER OF THE YEAR

Amida Brimah, 2014-15

## AAC MOST IMPROVED PLAYER

Josh Carlton, 2018-19 (co-winner with Nate Pierre-Louis, Temple)

## AAC SCHOLAR-ATHLETE OF THE YEAR

Patrick Lenehan, 2014-15

## AAC CHAMPIONSHIP

### MOST OUTSTANDING PLAYER

2016 -- Daniel Hamilton

## AAC CHAMPIONSHIP

### ALL-TOURNAMENT SELECTIONS

2014 -- Shabazz Napier

2015 -- Ryan Boatright, Rodney Purvis

2016 -- Shonn Miller, Jalen Adams

2017 -- Jalen Adams\*

\* selection vacated

## AAC ALL-CONFERENCE

2013-14

Shabazz Napier, Sr. 1st Team (unanimous)

Amida Brimah, Fr. All-Rookie Team

2014-15

Ryan Boatright, Sr. 1st Team (unanimous)

ALL-TIME UNIFORM NUMBERS

00 Clifford Robinson.....1986-89	Phil Jones.....1952-54	John Gwynn.....1989-91	Ron Bushnell.....1954-56	Ace Watanasuparp*.....2002	Johnnie Bird*.....2008
0 Phillip Nolan*.....2013-14, 2016	Bob Osborne.....1955-57	Kevin Freeman*.....1997-99	Brian Kinry.....1962	Rashad Anderson.....2003-06	Jim Veronick*.....2009
Antwaine Anderson.....2018	Joey Whelton.....1975-78	Ryan Swaller.....2002	Kenneth Whitney.....1964-66	Michael Noyes.....2016-18	Ethan Waite.....2012
Eric Cobb*.....2019	Jack Morrison.....1959	Kemba Walker.....2009-11	Fredric Malan, Jr.....1967-69	Javonte Brown.....2021	Daniel Brocke.....2019
Jalen Gaffney.....2020+	Oliver Macklin.....1990-93	Rodney Purvis*.....2017	Ray Brooks.....1970	<b>32</b>	
1 Marcus Johnson.....2006-08	Doron Sheffer.....1994-96	Sidney Wilson.....2019-20	William Woolsey.....1971	Fred Winseck.....1956	Al Cooper.....1957-59
Enosch Wolf.....2011-13	Hilton Armstrong.....2003-06		Lee Otis Wilson*.....1975	John Warren.....1957	Neil Horne.....1961
Phillip Nolan*.....2015	Jerome Dyson.....2007-10	<b>16</b>	William Brandon.....1977	Bill Madison.....1959-61	Phil Hoagland.....1969-71
Christian Vital.....2017-20	Ryan Boatright.....2012-15	Henry Olyarczyk.....1946	Bruce Kuczeneski.....1980-83	Bill Della Sala.....1962-65	Gary Custick.....1972-74
R.J. Cole*.....2021	Kwintin Williams*.....2018	Seymour Menchel.....1952-54	Greg Economou.....1987	Robert Steinberg.....1966-68	Stephen Koski.....1969-70
Rahsool Diggins.....2022+	Akok Akok*.....2021+	Don Burns*.....1955	Lyman DePriest.....1988-91	Stephen Koski.....1969-70	Patrick DeVries.....1971-72
2 Robert Swain.....2001-02	<b>12</b>	Ernest Gates.....1949	Rudy Johnson.....1993-96	Earl Wilson, Jr.....1973-75	Nick Stefkovich.....1977-80
Ryan Swaller.....2002-04	Arthur Fisher.....1946, 1949	Clyde Brouker.....1952	Albert Mouring.....1998-2001	Jake Robinson.....1976-77	Vincente Ithier.....1983-84
Ben Eaves.....2007	Harold Garner.....1952-53	George Dargati.....1953	Marcus White.....2003-04	John Delagrance.....1978-80	Matt Garry.....2019+
Donnell Beverly.....2008-11	Al Wehrle.....1954-55	Bob Guinessey.....1954	Benjamin Stewart.....2011-12	Ken Henry.....1984-85	<b>42</b>
DeAndre Daniels.....2012-2014	Bill O'Leary.....1956-57	<b>17</b>	Dave Vandal.....2013	Tate George.....1987-90	Wayne Davis.....1957-59
Jalen Adams*.....2016-17	John Risley.....1958-60	Charles Muzikevic.....1946	Nnamdi Amilo.....2014-16	Shawn Ellison.....1991	Dave Daniels.....1960-61
James Bouknight.....2020-21	Dale Comey.....1961-63	Richard Watson.....1952-54	Juwan Durham.....2017	Kirk King*.....1994-95	Walt Griffin*.....1962
R.J. Cole*.....2022	Thomas Capiga.....1964	Joe Giminski.....1955	Erik Cobb*.....2018	Richard Hamilton.....1997-99	Toby Kimball.....1963-65
3 Charles Muzikevic.....1949	Jacob Holmes.....1965	<b>19</b>	Akok Akok*.....2020	Tony Robertson.....2000-03	John Cafarelli.....1966
Terry Coffey.....1985-86	Thomas McNeece.....1966-68	Burr Carlson.....1952	<b>24</b>	Ed Nelson.....2005-06	Bill Gray.....1967
Cliff Simmons.....1989	Louis Glazer.....1969	Gene Sullivan.....1953	Robert O'Brien.....1953-54	Jonathan Mandel dove.....2007-09	Tony Budzinsky.....1968-70
Jeff Calhoun.....1992-94	Nels Wilson.....1970-72	Gordon Ruddy*.....1954-55	Bob Malone.....1955-57	Shonn Miller.....2016	Bob Parsons.....1971-73
Rashamel Jones.....1996-99	Al Weston.....1974-76	<b>20</b>	Dave King*.....1960	<b>33</b>	Roger Lawton.....1974-75
Stanley Ocitti*.....2000	Vernon Giscombe.....1981-84	William Ebel.....1952	Fred Roever.....1962	Bob Cherepy.....1956-58	Tony Hanson*.....1976-77
Caron Butler.....2001-02	Kenny Scott.....1986	Joseph Haberl.....1953-54	John Fahey.....1963	Pete Kelly.....1959-61	Toraino Walker*.....1990-91
Charlie Villanueva.....2004-2005	Kevin Ollie.....1992-95	Ron Anastasio.....1956	James Thaxter.....1964	Al Ritter.....1962-64	Donyell Marshall.....1992-94
Doug Wiggins.....2007-08	Pete McCann.....1997	Gene King.....1957-58	Stanley Olander.....1966	Ron Ritter.....1965-67	Khalid El-Amin.....1998-00
Jeremy Lamb.....2011-12	Taliek Brown.....2001-04	Tom Kellerman.....1960	Tim Smith.....1967-68	Karl Ritter.....1968	<b>43</b>
Kiefer Lammi.....2013	A.J. Price.....2007-09	Rodney Bass.....1974-75	Bob Staak.....1969-71	Ron Nerdenwerfer.....1968	Ed Martin*.....1958-60
Terrence Samuel.....2014-15	Andre Drummond.....2012	James Fearon.....1978-79	John Krusser.....1976-77	Karl Hrubala.....1969-71	Glenn Cross*.....1961
Alterique Gilbert.....2017-20	R.J. Evans.....2013	Glen Miller.....1980-81	Larry Blucher.....1982-84	Taurus Preikstas.....1972	Ed Slomcenski.....1962-64
4 Walter Alesevich.....1946	Kentan Facey.....2014-17	Terence Warren.....1985-86	Scott Burrell.....1990-93	William Dedhan.....1973	Robert Cote.....1965
James Blozie.....1949	Tyler Polley.....2018-22	Murray Williams.....1988-91	Dion Carson.....1996-97	Patrick Sibilla.....1974-75	Karl Nerdenwerfer*.....1966
Ray Broxton.....1984-85	Stanley Patella.....1946	Kyle Chapman.....1997	Jason Baisch.....2004-05	Ken Blume.....1977-78	Gerard Bilodeau.....1967-69
Nantambu Willingham.....1992-95	Worthy Patterson.....1952-54	Justin Brown.....2000-03	Craig Austria.....2006-09	Gerry Besselink.....1984-87	Thomas Coleman.....1970
Ajou Deng.....2000-01	Dick Kiernan*.....1955-56	Antonio Kellogg.....2005	Darius Smith.....2010	Willie McCloud.....1988-89	James Pendulick.....1971
Ben Gordon.....2002-04	Chris Smith.....1989-92	Trey James.....2013	Daniel Guest.....2015	Donny Marshall.....1992-95	William Deehan.....1972
Jeff Adrien.....2006-09	Kirk King*.....1996-97	Lasan Kromah.....2014	Christian Foxen.....2016-18	Richard Semo.....2000	Richard Semo.....1974
Jamal Coombs-McDaniel.....2010-11	Ryan Thompson.....2005-06	Andrew Hurley.....2021+	Jordan Hawkins.....2022+	Daryl Woods.....2002	Peter Axtenn.....1975
Brendan Allen.....2012-13	Alex Hornat*.....2009	<b>21</b>	<b>25</b>	Denham Brown.....2003-06	Jeff Carr.....1976-79
Sterling Gibbs.....2016	Jamaal Trice.....2010	Melvin Kleckner*.....1952-53	Wallace Widholm.....1952	Gavin Edwards.....2007-10	Matt Bremner.....1984-85
Tylen Adams*.....2018-19	Shabazz Napier.....2011-2014	Jim Ahearn.....1955	Art Quimby.....1953-55	Terrance Ditiimi.....2015	Jake Voskuhl.....1997-00
Jyrese Martin.....2021-22	Steven Enoch.....2016-17	Don Burns*.....1956-57	Paul Kaspar.....1956-58	Restinel Lomotey.....2017	<b>44</b>
5 Joseph Maloney.....1949	Richard Springs.....2021+	Jack Rose.....1958-60	Phil Harney.....1959	Dick Kiernan*.....1957	John Pipczynski.....1958-60
Mike McKay.....1979-82	Julius Markiewicz.....1946	Andy Zuchry.....1962-63	Dick Rogers.....1960	Glenn Cross*.....1958-59	Bob Haines.....1961-63
Len Ferolito.....1983	Peter Lind.....1949	Dennis Stanek.....1964	Gerry Manning*.....1960-61	Dave King*.....1961-62	Chris Whitcomb*.....1964
Covington Cormier.....1993	Gerald Deutch.....1952	P.J. Curran.....1965-67	David Storrs.....1968	Michael Salmon.....1963	Wes Bialosuknia.....1965-67
Marcus Thomas.....1994-95	Ed Vartelas.....1953	Joseph Kubachka.....1968	Patrick Mullin.....1972-73	Kenneth Libertoff.....1964-66	Thomas Coleman.....1968
Michael LeBlanc.....1997	Eric Hohenthal.....1954	Doug Melody.....1970-72	Tony Hanson*.....1974-75	Anthony Anelauskas*.....1967	Anthony Anelauskas*.....1969
Beau Archibald.....2000	Ernie Braverman.....1955	Jimmy Foster.....1973-74	Dennis Long.....1977-79	Anthony Anelauskas*.....1967	Robert Taylor.....1970-71
Chad Wise.....2002-03	Al Johnson.....1957	Dennis Wolff.....1977-78	Craig Wood.....1980-81	Sandford Fishman.....1968	Cal Chapman, Jr.....1972-74
Marcus Williams.....2004-06	Ted Kosier.....1958	Anthony Moyer.....1985	Anthony Moyer.....1985	Stephen Townsend.....1969	Lee Otis Wilson*.....1976
Ater Majok.....2005	Joe Jackson.....1959	Phil Gamble.....1986-89	Phil Gamble.....1986-89	John Crisp.....1970	Alfred Lewis.....1977-80
Niels Giffey.....2011-2014	Lenny Carlson.....1960-62	Craig Glazer.....1998	Craig Glazer.....1998	Lee Barbach.....1971-72	Bill Taylor.....1983
Daniel Hamilton.....2015-2016	Larry Gofberg.....1963	Ed Tonella.....1999	Ace Watanasuparp*.....2001	Curtis Johnson.....1973-75	Brian Buckelew.....1982
Vance Jackson.....2017	Dan Hesford.....1964-66	Ace Watanasuparp*.....2001	Mike Hayes.....2002-03	Randy LaVigne.....1976-79	James Spradling.....1987-88
Isaiah Whaley.....2018-22	John Melen.....1967-69	Mike Garrison.....2006-07	Rob Garrison.....2006-07	Tim Coles.....1983-86	Predrag Meteric.....1996
6 Stan Sorota.....1949	James Jachym.....1970	Michael Bradley.....2011-12	Michael Bradley.....2011-12	Marte Smith.....1990	Chris Crowley.....1998
7 Bernie Fisher.....1946	Richard Begen.....1971-72	Ormar Calhoun.....2013-16	Tor Watts.....2013-14	Brian Fair*.....1992	Johnnie Selvie.....2001-02
Henry Bartnicki.....1949	Ed Harrison.....1973-74	Mamadou Diarra.....2017-19	Josh Carlton.....2018-21	Ryan Allen.....1994-96	John Lindner*.....2009
8 Alan Cole.....1946	William Harris.....1975-76	Adama Sanogo.....2021+	<b>30</b>	Souleymane Wane.....1998-2001	Rodney Purvis*.....2015-2016
9 Walter Drogo.....1946	Karl Hobbs.....1981-84	<b>22</b>	Gordon Ruddy*.....1956	Hasheem Thabeet.....2007-09	Andre Jackson.....2021+
10 Michael Morris.....1946	Richie Ashmeade.....1992	Vin Yokabaskas.....1952	Larry Doyle.....1957-58	Alex Oriakhi.....2010-12	Eric Hayward.....1993-96
Bob Dube.....1954-56	Justin Srb.....1995-96	Stanley Zima*.....1953	Bob Countryman.....1959-60	David Onuorah.....2018	Osazee Omokaro.....2006
Jim Sullivan.....1979-82	Curtis Kelly.....2007-08	Tom Gallagher.....1954	Norman Bailey.....1981-83	<b>35</b>	John Lindner*.....2008
Earl Kelley.....1983-86	P.J. Cochrane.....2011-12	Fran Quinn.....1955-57	John Shea.....1985-86	John Thomas.....1974-76	Temi Aiyegbusi.....2017-20
Gilad Katz.....1991-92	Jevon Williams.....2013	Wade Anderson.....1962	Mark Suhr.....1989-91	Mike Vaughan.....1982-84	<b>50</b>
Ruslan Inyatkin.....1995-97	Pat Lenehan*.....2013-14	Charles Talbott.....1964	Monquencio Hardnett.....1997-98	Richard Moore.....1999-2000	Chuck Aleksinas.....1981-82
Brett Watson.....2000	Rakim Lubin.....2015	Chris Whitcomb*.....1965	Mike Woodward*.....2000	Mike Woodward*.....2001-03	Karsten Kibbe.....1987-88
Kwasi Gyambibi.....2001-02	Kassoum Yakwe.....2019	Phil Corley.....1966-68	Shamon Tooles.....2001-04	Marty Gagne.....2006-07	Bill Lanes.....1988
Sami Ameziane.....2005	<b>15</b>	David Yager.....1969	Jim Veronick*.....2008	Alex Hornat*.....2008	Steve Emt.....1994
Ben Spencer.....2006-08	Fred Daly.....1946	Paul Zorsky.....1970	Scottie Haralson.....2009	Charles Okwandu.....2009-11	Uri Cohen-Mintz.....1995
Johnnie Bird.....2009	Melvin Kleckner*.....1951	Al Vaughan.....1971-73	<b>31</b>	Amida Brimah.....2014-17	Samson Johnson.....2022+
Tyler Olander.....2011-2014	Eugene King.....1952-53	Mike Armstrong.....1977-78	Jim O'Connor.....1956-58	Samson Johnson.....2022+	<b>40</b>
Sam Cassell Jr.....2015-2016	Stanley Zima*.....1954-55	Clay Johnson.....1979-81	George Uhl.....1960-61	Billy Schmidt.....1957-58	Billy Schmidt.....1957-58
Brendan Adams.....2019-21	Eddie Williams.....1983-86	Eddie Williams.....1983-86	Gerry Manning*.....1962-63	Walt Griffin*.....1959-60	Walt Griffin*.....1959-60
11 Donald Grant.....1946	Greg Economou*.....1988	Greg Economou*.....1988	Martin Setter.....1964	Bill Hulteen.....1961-63	Bill Hulteen.....1961-63
	Rod Sellers.....1989-92	Rod Sellers.....1989-92	Bill Holowaty.....1965-67	Charles Sliwomicz.....1964	Charles Sliwomicz.....1964
	Greg Yeomans.....1995	Greg Yeomans.....1995	John Crisp.....1968	Richard Thompson.....1965-67	Richard Thompson.....1965-67
	Antrick Klaiber.....1996-99	Antrick Klaiber.....1996-99	Alan Srebnick.....1969-70	Tom McCrocklin.....1969-70	Tom McCrocklin.....1969-70
	Rudy Gay.....2005-06	Rudy Gay.....2005-06	Lawrence Truster.....1972	Steven Bell.....1971-72	Steven Bell.....1971-72
	Alex Hornat*.....2010	Alex Hornat*.....2010	Kenneth Wright.....1973-75	Eric DeCicco.....1974	Eric DeCicco.....1974
	Roscoe Smith.....2011-2012	Roscoe Smith.....2011-2012	Lawrence Kelly.....1976	Larry Kelly.....1975	Larry Kelly.....1975
	Leon Tolksdorf.....2013-2014	Leon Tolksdorf.....2013-2014	Albert Johnson.....1977-79	Jim Abromaitis.....1976-80	Jim Abromaitis.....1976-80
	Pat Lenehan*.....2015	Pat Lenehan*.....2015	Mark Benson.....1980-81	Jeff King.....1985-88	Jeff King.....1985-88
	Terry Larrier.....2017-18	Terry Larrier.....2017-18	Robert Ursery.....1986-88	Chris Fleming.....1989	Chris Fleming.....1989
	Kwintin Williams*.....2019	Kwintin Williams*.....2019	Tim Pikiell.....1990-92	Nadav Henefeld.....1990	Nadav Henefeld.....1990
	Peter Coolidge.....1984	Peter Coolidge.....1984	Brian Fair*.....1993-95	Travis Knight.....1993-96	Travis Knight.....1993-96
	Jeff Lewis.....1987	Jeff Lewis.....1987	Sam Funches.....1998	E.J. Harrison*.....1998	E.J. Harrison*.....1998
	<b>23</b>	Lou Orlando.....1952-53	E.J. Harrison*.....1999	Justin Evanovich.....2003-04	Justin Evanovich.....2003-04

\* - Has worn multiple jersey numbers during career.



UNIVERSITY OF CONNECTICUT NBA DRAFT HISTORY

NAME	RD	#	TEAM SELECTED BY	YEAR
% James Bouknight	1st	11	Charlotte Hornets	2021
% Daniel Hamilton	2nd	56	Denver Nuggets	2016
Shabazz Napier	1st	24	Charlotte Hornets	2014
# DeAndre Daniels	2nd	37	Toronto Raptors	2014
& Andre Drummond	1st	9	Detroit Pistons	2012
% Jeremy Lamb	1st	12	Houston Rockets	2012
# Kemba Walker	1st	9	Charlotte Bobcats	2011
Ater Majok	2nd	58	Los Angeles Lakers	2011
Stanley Robinson	2nd	59	Orlando Magic	2010
# Hasheem Thabeet	1st	2	Memphis Grizzlies	2009
A.J. Price	2nd	52	Indiana Pacers	2009
% Rudy Gay	1st	8	Houston Rockets	2006
Hilton Armstrong	1st	12	NO/OK City Hornets	2006
# Marcus Williams	1st	22	New Jersey Nets	2006
# Josh Boone	1st	23	New Jersey Nets	2006
Denham Brown	2nd	40	Seattle Sonics	2006
% Charlie Villanueva	1st	7	Toronto Raptors	2005
# Emeka Okafor	1st	2	Charlotte Bobcats	2004
# Ben Gordon	1st	3	Chicago Bulls	2004
% Caron Butler	1st	10	Miami Heat	2002
Jake Voskuhl	2nd	33	Chicago Bulls	2000
# Khalid El-Amin	2nd	34	Chicago Bulls	2000
# Richard Hamilton	1st	7	Washington Wizards	1999
# Ray Allen	1st	5	Minnesota Timberwolves	1996
Travis Knight	1st	29	Chicago Bulls	1996
Doron Sheffer	2nd	36	Los Angeles Clippers	1996
Donny Marshall	2nd	39	Cleveland Cavaliers	1995
# Donyell Marshall	1st	4	Minnesota Timberwolves	1994
Scott Burrell	1st	20	Charlotte Hornets	1993
Chris Smith	2nd	34	Minnesota Timberwolves	1992
Tate George	1st	22	New Jersey Nets	1990
Clifford Robinson	2nd	36	Portland Trail Blazers	1989
Earl Kelley	5th	102	San Antonio Spurs	1986
Bruce Kuczenski	3rd	59	New Jersey Nets	1983
Corny Thompson	3rd	50	Dallas Mavericks	1982
Chuck Aleksinas	4th	76	Chicago Bulls	1982
Mike McKay	5th	95	Utah Jazz	1982
Jim Abromaitis	5th	95	New Jersey Nets	1980
Tony Hanson	3rd	50	New Orleans Jazz	1977
John Thomas	9th	141	Chicago Bulls	1976
Jimmy Foster	4th	57	Cleveland Cavaliers	1974
Bill Corley	19th	208	San Diego Rockets	1968
Wes Bialosuknia	4th	37	St. Louis Hawks	1967
Toby Kimball	3rd	25	Boston Celtics	1965

Underlined players indicate lottery selections  
 # -- Early entry after junior season at UConn  
 % -- Early entry after sophomore season at UConn  
 & -- Early entry after freshman season at UConn

UCONN NBA UNRAFTED FREE AGENTS

NAME	FIRST NBA TEAM	YEAR
Amida Brimah	Indiana Pacers	2021
Rodney Purvis	Orlando Magic	2018
Jerome Dyson	New Orleans Hornets	2012
Jeff Adrien	Golden State Warriors	2010
Kevin Ollie	Dallas Mavericks	1995
Jim Ahearn	Boston Celtics	1955
Art Quimby	Rochester Royals	1955
Worthy Patterson	St. Louis Hawks	1954



RAY ALLEN - No. 5 overall pick (1996)



EMEKA OKAFOR (right), BEN GORDON - No. 2, No. 3 overall picks (2004)





# UConn's NBA All-Stars




## RIP HAMILTON

Detroit  
2006  
2007  
2008



## RAY ALLEN

<u>Milwaukee</u>	<u>Seattle</u>	<u>Boston</u>
2000	2004	2008
2001	2005	2009
2002	2006	2011
	2007	



## CARON BUTLER

Washington  
2007  
2008




## ANDRE DRUMMOND

Detroit  
2016  
2018



## KEMBA WALKER

<u>Charlotte</u>	<u>Boston</u>
2017	2020
2018	
2019	



## CLIFF ROBINSON

Portland  
1994





## 2021-22 UCONN HUSKIES

**Front row (l-r):** Corey Floyd Jr., Jordan Hawkins, Jalen Gaffney, R.J. Cole, Tyrese Martin, Rahsool Diggins, Andrew Hurley.  
**Second row (l-r):** Matt Garry, Richie Springs, Akok, Akok, Tyler Polley, Samson Johnson, Isaiah Whaley, Adama Sanogo, Andre Jackson..