

**BIG
EAST**
CONFERENCE



2020-21

U C O N N





2020-21 UConn Huskies



JALEN GAFFNEY
So. G 6-3 185
Columbus, N.J.



R.J. COLE
R-Jr. G 6-1 185
Union, N.J.



JAMES BOUKNIGHT
So. G 6-5 190
Brooklyn, N.Y.



TYRESE MARTIN
Jr. G 6-6 215
Allentown, Pa.



ISAIAH WHALEY
Sr. F 6-9 230
Gastonia, N.C.



BRENDAN ADAMS
Jr. G 6-4 195
Baltimore, Md.



AKOK AKOK
R-So. F 6-9 215
Manchester, N.H.



TYLER POLLEY
Sr. F 6-9 215
Miramar, Fla.



RICHIE SPRINGS
R-Fr. F 6-9 225
Brooklyn, N.Y.



ANDREW HURLEY
Fr. G 6-1 175
Glastonbury, Conn.




ADAMA SANOGO
Fr. F 6-9 240
Bamako, Mali



JOSH CARLTON
Sr. F/C 6-11 240
Winterville, N.C.



JAVONTE BROWN
Fr. C 7-0 250
Toronto, Ont.



MATT GARRY
Jr. G 6-5 195
Southington, Conn.



ANDRE JACKSON
Fr. G 6-6 210
Amsterdam, N.Y.



DAN HURLEY
Head Coach



KIMANI YOUNG
Associate Head Coach



TOM MOORE
Assistant Coach



KEVIN FREEMAN
Assistant Coach

UConn Men's Basketball 2020-21 Media Guide





UCONN INFORMATION

Location.....**Storrs, Conn.**
 Enrollment.....**27,721**
 Founded.....**1881**
 President....**Thomas C. Katsouleas**
 Ath. Director.....**David Benedict**
 Conference.....**Big East**
 Home Courts.....
Gampel Pavilion (10,167)
XL Center (15,564)
 Nickname.....**Huskies**
 Colors.....**National Flag Blue**
(Navy) & White
 Website.....**uconnhuskies.com**
 Facebook.....**@UConnMBB**
 Twitter.....**@UConnMBB**

TEAM INFORMATION

2019-20 overall record.....**19-12**
 2019-20 conference record
 (American Athletic).....**10-8 (5th)**
 2020 AAC Championship...**canceled**
 Starters returning/lost.....**4/1**
 Scholarship players returning/lost**9/3**
 Office phone.....**860-486-2720**

COACHING STAFF

Head Coach.....
Dan Hurley (Seton Hall '96)
 Record at school/years.....**35-29/2**
 Career record/years.....**186-134/10**
 Associate Head Coach.....
Kimani Young (UTEP '98)
 Assistant Coaches.....
Tom Moore (Boston U. '87)
Kevin Freeman (UConn '06)
 Asst. AD for Basketball Operations....
Eric Youncofski (Rhode Island '15)
 Director of Recruiting/Video....
Tripp Doherty (Fairfield '14)
 Director of Player Development...
Taliek Brown (UConn '13)
 Director of Sports Performance...
Mike Rehfeldt (St. Cloud St. '05)
 Athletic Trainer..... **James Doran**
(San Diego St. '98, Wyoming '00)

ATHLETIC COMMUNICATIONS

Assistant Director/
 Primary Basketball Contact.....
Phil Chardis
 Email.....**phil.chardis@uconn.edu**
 Office phone.....**860-486-3531**
 Cell phone.....**860-771-3314**
 Secondary Contact...**Jalen Manning**
 Email....**jalen.manning@uconn.edu**
 Office phone.....**860-486-1498**
 Cell phone.....**316-371-0191**



THE COACHING STAFF

Head Coach Dan Hurley.....4
 Associate Head Coach Kimani Young.....8
 Assistant Coach Tom Moore.....9
 Assistant Coach Kevin Freeman.....10
 Staff.....11-12

2020-21 SEASON PREVIEW

2020-21 Schedule.....13
 BIG EAST Information.....14
 A Look Ahead.....16

THE PLAYERS

2019-20 Roster.....20
 Josh Carlton.....21
 Tyler Polley.....23
 Isaiah Whaley.....25
 R.J. Cole.....27
 Brendan Adams.....29
 Tyrese Martin.....31
 Akok Akok33
 James Bouknight.....35
 Jalen Gaffney.....37
 Richie Springs.....39
 Javonte Brown.....40
 Andre Jackson.....41
 Adama Sanogo.....42
 Matt Garry.....43
 Andrew Hurley.....44
 TV/Radio Roster.....45

2019-20 SEASON REVIEW

A Glance Back.....46
 2019-20 Final Statistics.....48

2019-20 Box Scores.....70

HOMES OF THE HUSKIES

Home Venues.....78
 Werth Family Champions Center.....79
 UConn On The Air..... 81

UCONN HISTORY

Coaching History.....84
 All-Time Results.....87
 Postseason Results.....102
 Series Histories.....107
 100-point, OT games.....115
 UConn in the Polls.....117
 Vs. Nationally-Ranked Teams.....119

UCONN RECORD BOOK

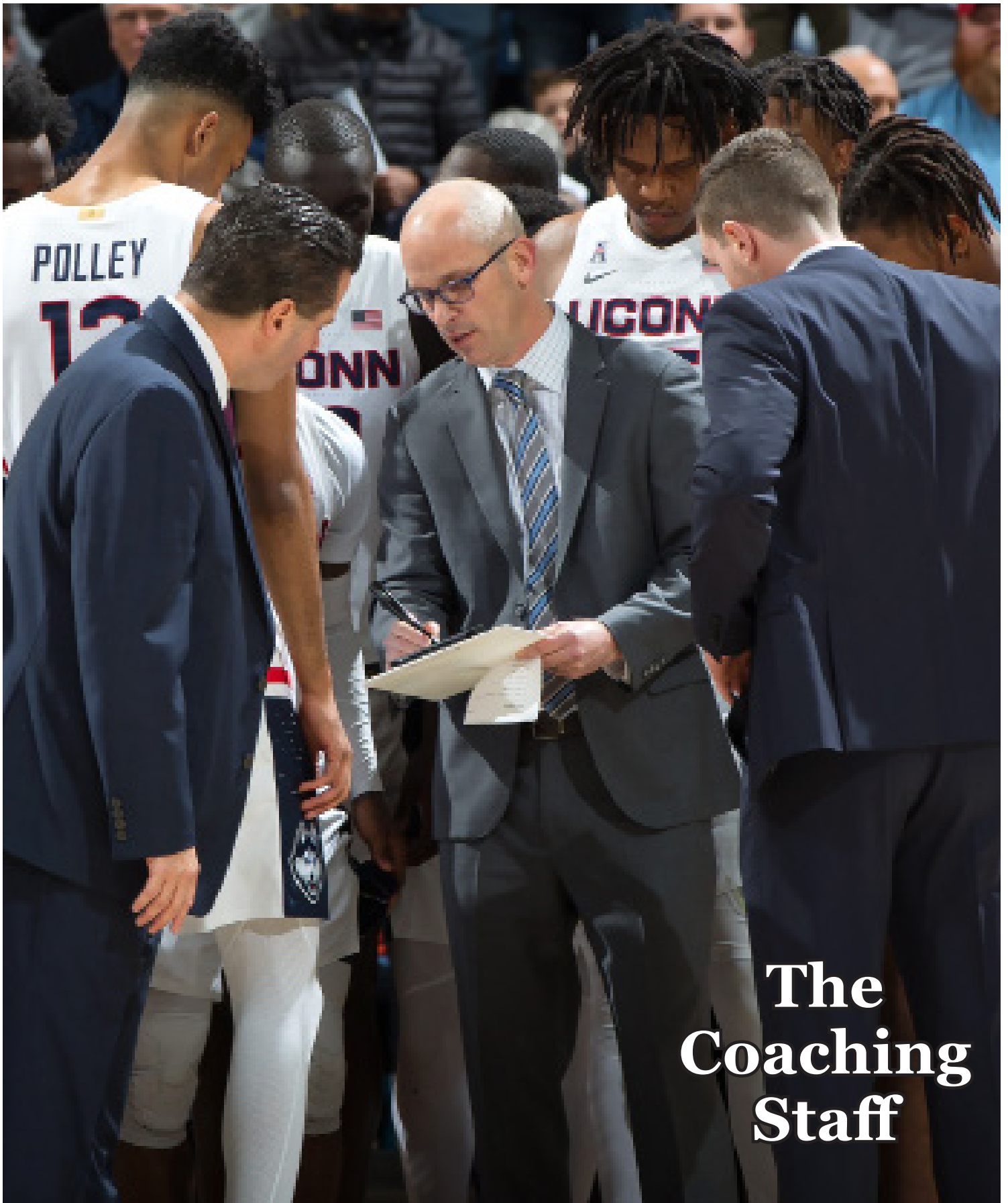
Career Records.....124
 1,000-Point Scorers.....126
 Single-Season Records.....127
 Single-Game Records.....132
 BIG EAST Conference Records.....135
 XL Center, Gampel Records.....136-137
 Triple-Doubles, Double-Doubles.....138

LETTERWINNER HISTORY

All-Time Letterwinners.....144
 Hall of Fame, Huskies of Honor.....156
 Individual Honors, Awards.....157
 All-Time Uniform Numbers.....159

HUSKIES IN THE NBA

NBA Draft History.....160



The Coaching Staff

Dan HURLEY

Head Coach
3rd year at UConn

Again, the Dan Hurley Rebuilding Plan is right on schedule.

Year One brings the arduous process of installing a new culture into every aspect of a struggling program and suffering through the ups and downs that accompany the process. Year Two brings a notable step forward -- in talent, attitude, mindset and results. Year Three brings another infusion of talent and, hopefully, a move into the competition for conference and national championships.

Dan Hurley's UConn program has entered Year Three.

Last season, the Huskies posted the program's first winning season (19-12), the most overall victories, and the most conference wins (10) in four years and, when the season was abruptly stopped by the coronavirus pandemic, UConn was on a five-game winning streak to close the regular season and had major momentum heading into the American Athletic Conference Championship. With seven losses by



Director of Athletics David Benedict, left, and then-President Susan Herbst, right, introduce Dan Hurley as men's basketball coach.





four points or less – including four in overtime, two of them in double overtime – the Huskies' record could easily have been even more impressive.

Had the postseason continued, the Hurley Rebuilding Plan might well have been accelerated considerably. As it is, Hurley and his staff brought in a Top 20 recruiting class in 2019-20 and have another Top 20 class in for 2020-21.

Hurley's 10th season as a college coach was certainly one of his most satisfying as he watched his UConn program turn a corner. He raised his overall college coaching record to 186-134 (.581) – and when you eliminate the first season at each of his three head coaching positions, which he had to spend stopping the bleeding at struggling programs, his winning percentage rises to an impressive .653 (149-79).

Under Hurley in 2019-20, UConn had its first First Team All-Conference pick and first All-Rookie Team selections in three years and makes the move into the Big East Conference in 2020-21 riding the crest of an NCAA Public Recognition Award for achieving an APR among the top 10 percent of men's basketball teams in the country.

Hurley became the 19th head coach in the history of UConn basketball on March 22, 2018, when he accepted the challenge

of resurrecting a program that had suffered two consecutive losing seasons. It didn't take long for him to put his stamp on the program. Three games into his first season as the head coach of the Huskies, the team had three victories, including its first win over a nationally-ranked opponent in three years.

As the architect of two previous college basketball rebuilding projects, however, Hurley was well-aware that the challenge of returning the four-time NCAA champion Huskies to national prominence wasn't going to be that easy. As with his two other program turnarounds, there clearly was going to be struggles and growing pains, and UConn's final 16-17 record, while disappointing, was not all that surprising.

Although he was a national recruit coming out of St. Anthony High School and he put together an impressive college playing career at Seton Hall, it is as a coach that Hurley has made the basketball world take notice, as a program-builder and a positive guiding force for young men. While still a youthful coach in college basketball terms, Hurley has already taken charge of four struggling hoop programs – one prep and three college – and built them into competitors on the national stage. If his previous stints at St. Benedict's Prep, Wagner College and the University of Rhode Island are any indication, the UConn

basketball program is in good hands.

Hurley is a product of one of the most well-known basketball families in the country, led by his father, Bob Sr., a Naismith Memorial Basketball Hall of Fame inductee following a legendary high school coaching career at powerhouse St. Anthony in Jersey City (N.J.) and including older brother Bobby, an All-American and two-time National Champion player at Duke, who played for five years in the NBA, and is currently the head coach at Arizona State.

While following in those giant sneaker prints has understandably never been an easy task, Dan Hurley has always embraced the challenge and built himself an extremely impressive basketball resume in the process.

After just nine seasons as a Division I head coach, Hurley's coaching tree has already produced three other Division I head coaches – Wagner's Bashir Mason, who played for Hurley at St. Benedict's and coached under him at Wagner; Dan's brother Bobby, who was an assistant under Dan at Wagner and the associate head coach under Dan at Rhode Island, before taking over as the head coach at Buffalo and then moving on to Arizona State; and Rhode Island's David Cox, the associate head coach under Dan at URI, who was hired as the head coach when Dan made the move to UConn.

Hurley came to UConn following six years at Rhode Island, where he took a program that went 7-23 in the season before he arrived to a combined 51-18 mark and two NCAA Tournament appearances in his final two years, URI's first NCAA appearances in 18 years. In each year, Hurley guided the Rams to a first-round NCAA tournament victory.

In 2017-18, Hurley's URI team posted a 26-8 record, the most wins by a Rams team in eight years, which included a 16-game winning streak, the second-longest in school history. Rhode Island swept to the Atlantic 10 regular-season title with a 15-3 mark, and spent seven weeks ranked in the national polls, rising as high as No. 14 in the USA Today Coaches poll. Earning a No. 7 seed in the NCAA Tournament, URI defeated Oklahoma in the first round before bowing to second-seeded Duke. Hurley was named Atlantic 10 Coach of the Year, earned his second USBWA District I Coach of the Year Award and sent two of his players to NBA teams, Jared Terrell to the Timberwolves and E.C. Matthews to the Grizzlies.

The previous season, Hurley took Rhode Island to a 25-10 record, earning an automatic NCAA tourney bid by capturing the Atlantic 10 Championship. The 11th-seeded Rams upset sixth-seeded Creighton in the NCAA first round before suffering a three-point loss to No. 3 seed Oregon.

Despite a rash of injuries that decimated his 2015-16 team, Hurley still managed to post a winning 17-15 record and place his team among the national leaders in scor-

2020-21 UCONN MEN'S BASKETBALL / COACHING STAFF

ing defense, allowing just 64.8 points per game. That followed a banner 23-10 season in 2014-15, during which URI led the nation in three-point percentage defense (.265) and ranked ninth in overall defensive efficiency. That team put Rhody back in the national picture, earning an NIT berth and reaching the second round before losing to eventual NIT champion Stanford, bringing Hurley his first USBWA District I Coach of the Year Award.

In his six seasons in Rhode Island, Hurley's teams were a combined 113-82 (.579), but an even more impressive 91-43 (.679) with two NCAA appearances and an NIT berth during his last four years.

Previous to his tenure in Kingston, Hurley spent two years at his first Division I head coaching job at Wagner College in the Northeast Conference. Taking over a program that had just five wins in 2009-10, Hurley immediately upped the win total to 13 in his first season of 2010-11 and nearly doubled that total to a 25-6 mark in 2011-12. His overall record in the Northeast Conference was 24-12.

Wagner was not Hurley's first college basketball coaching experience. After graduating from Seton Hall in 1996 and spending a season as an assistant coach under his father at St. Anthony, he was hired as an assistant coach at Rutgers and remained there for four years. When Rutgers decided to change



coaching staffs, Hurley opted to go back to the high school level and took over the

basketball program at St. Benedict's Prep in Newark, N.J., in 2001.

It was at St. Benedict's, where he also taught history, that Hurley maintains he really learned his craft, building the program into a national prep school powerhouse. In nine seasons, Hurley compiled a sterling 223-21 record, with four Top Five finishes in the national rankings. He coached four McDonald's All-Americans as well as future NBA players J.R. Smith, Tristan Thompson, and Lance Thomas.

Following the 2009-10 season, Hurley was more than prepared to advance to the college level and accepted the job at Wagner.

Born (1/16/73) and raised in Jersey City, Hurley was an outstanding high school player at St. Anthony, leading the team to a 31-1 record and a No. 2 national ranking as a senior. At Seton Hall, he played under head coaches P.J. Carlesimo and George Blaney, amassing career totals of 1,070 points and 437 assists and helping the Pirates to three NCAA Tournament appearances and an NIT berth during his career. Following his graduation in 1996, Hurley went directly into coaching, joining his father at St. Anthony for one year before heading into the college ranks at Rutgers.

Dan and wife Andrea, who met while both were attending Seton Hall, are the parents of two sons, Danny and Andrew.



The Hurley Family (from left), Bob, Danny, Dan, Andrea, Chris, Andrew.

DAN HURLEY COACHING FILE

1996-97 St. Anthony's (Asst. Coach)
 1997-2001 Rutgers University (Asst. Coach)
 2001-2010 St. Benedict's Prep (Head Coach, 223-21)

2010-11 Wagner College	13-17 (9-9 Northeast Conf.)	
2011-12 Wagner College	25-6 (15-3 Northeast Conf.)	
2012-13 Rhode Island	8-21 (3-13 Atlantic 10)	
2013-14 Rhode Island	14-18 (5-11 Atlantic 10)	
2014-15 Rhode Island	23-10 (13-5 Atlantic 10)	NIT 2nd Round
2015-16 Rhode Island	17-15 (9-9 Atlantic 10)	
2016-17 Rhode Island	25-10 (13-5 Atlantic 10*)	NCAA 2nd Round
2017-18 Rhode Island	26-8 (15-3 Atlantic 10^)	NCAA 2nd Round
2018-19 UConn	16-17 (6-12 American)	
2019-20 UConn	19-12 (10-8 American)	

Totals	Overall	186-134 (.581)	NCAA Record: 2-2
	Conference	98-78 (.557)	NIT Record: 1-1

* -- won Atlantic 10 Tournament championship
 ^ -- won Atlantic 10 regular-season championship

Coaching Honors

2014-15 -- USBWA District I Coach of the Year
 2017-18 -- Atlantic 10 Coach of the Year
 USBWA District I Coach of the Year

DAN HURLEY vs. ALL OPPONENTS (186-134)

Air Force	1-0	Houston	2-4	Quinnipiac	3-0
Alabama	0-1	Indiana	0-1	Richmond	4-2
Albany	1-0	Iona	4-0	Rider	1-0
American	1-0	Iowa	0-1	Robert Morris	2-3
Arizona	0-2	Kansas	0-1	Sacred Heart	3-1
Auburn	1-0	Lafayette	3-0	St. Bonaventure	5-3
Belmont	1-0	La Salle	7-3	Saint Francis (Pa)	2-1
Brown	6-0	Lehigh	0-2	Saint Joseph's	4-8
Bryant	3-0	LIU Brooklyn	0-4	Saint Louis	6-1
Bucknell	1-0	Loyola (Md.)	0-1	St. Francis (NY)	2-2
Butler	0-1	LSU	1-0	St. John's	0-1
Buffalo	1-0	Maine	2-0	St. Mary's (Calif.)	0-1
Central Conn.	2-2	Manhattan	1-0	Saint Peter's	1-1
Coll. of Charleston	1-0	Marist	1-0	Santa Clara	2-0
Charlotte	0-1	Maryland	0-1	Seton Hall	1-1
Cincinnati	2-3	Massachusetts	6-8	SMU	2-3
Cleveland St.	1-0	McNeese St.	1-0	Southern Miss	1-1
Columbia	0-1	Memphis	1-2	Stanford	0-1
Cornell	1-0	Metro State	1-0	Stony Brook	1-0
Creighton	1-0	Miami (Fla.)	1-0	Syracuse	1-0
Dartmouth	1-0	Monmouth	3-0	Temple	1-4
Davidson	4-4	Morehead St.	1-0	Texas A&M	0-1
Dayton	5-6	Mount St. Mary's	3-1	TCU	1-0
Delaware State	2-0	NJIT	1-0	Tulane	3-0
Detroit	1-1	Nebraska	1-1	Tulsa	1-2
Drexel	1-0	Nevada	0-1	UConn	0-1
Duke	0-2	New Hampshire	3-0	UMass-Lowell	3-0
Duquesne	5-1	Norfolk St.	0-1	UMKC	1-0
East Carolina	3-0	N. Carolina A&T	1-0	UCF	1-2
Fairleigh Dickinson	3-0	UNC Asheville	2-0	USF	3-2
Florida	1-0	UNC Central	1-0	Valparaiso	0-2
Florida Gulf Coast	1-0	Ohio St.	0-1	Vermont	1-0
Florida St.	0-1	Old Dominion	1-1	Villanova	0-2
Fordham	5-4	Oklahoma	1-0	Virginia	0-1
George Mason	5-2	Oregon	0-1	VCU	4-4
Geo. Washington	4-3	Pace	1-0	Virginia Tech	0-1
Georgia St.	1-0	Penn	1-0	Wichita St.	1-2
Georgia Tech	0-1	Pittsburgh	1-0	William & Mary	1-0
Hofstra	1-1	Princeton	1-1	Xavier	0-2
Holy Cross	3-0	Providence	1-5		



Kimani YOUNG

Associate Head Coach

3rd year at UConn

Kimani Young is in his third season at UConn, joining Dan Hurley's staff in April, 2018. He was named Associate Head Coach in September, 2020.

Along with recruiting responsibilities, practice planning and game strategy, Young concentrates on coaching the Huskies' perimeter players, already helping three players reach all-conference status, including First Team selection Christian Vital in 2019-20. Young has also helped UConn land two consecutive Top 20 recruiting classes.

Young was featured in *The Athletic* as one of 25 up-and-coming assistant coaches in the country and he also was one of just 50 assistant coaches invited to attend Nike's 2015 Villa 7 Consortium, featuring rising assistant coaches.

Originally from Queens, N.Y., Young came to UConn following five years at the University of Minnesota as an assistant coach on the staff of Richard Pitino and was also on staff with Pitino at Florida International for a year prior to that. Previously, his entire professional career took place in the New York metropolitan area.

Young helped Minnesota rise as high as No. 12 in the national polls, earn an NCAA Tournament berth in 2016-17 and capture an NIT championship in 2013-14. Young also recruited and coached first team All-Big Ten selection Nate Mason.

At Florida International in 2012-13, Young helped the team notch 18 wins and achieve the program's first winning season in 13 years. He was involved in all aspects of the program, including recruiting, scouting of opponents, practice and game preparation.

Young has always shown a passion for working with youth.

Before taking the job at FIU, Young had two stints (2006-08, 2009-12) as the athletic director for the New Heights Youth, Inc. program, managing all aspects of the program, including budgeting and building relationships within the New York City metropolitan community.

Between his two terms with New

Heights, Young spent a year at St. John's University as the program's head team manager and video coordinator. He was in charge of film exchange with opponents and oversaw the taping of games and practices.

Young also worked as the program director for the Aim High Foundation in Brooklyn, a coach for Big Apple Basketball, Inc., and as a rec assistant for Kaplan House, a facility for young men in foster homes. Young was the center director for two centers for the Police Athletic League of New York.

Young played his college basketball at Texas-El Paso for legendary Hall of Fame coach Don Haskins. He graduated in 1998 with a degree in criminal justice and as one of only 22 players at the time to score 1,000 career points.

Before matriculating at UTEP, Young starred as an All-New York City selection out of Forest Hills High School in Queens, earning honorable mention McDonald's All-American honors as a senior in 1992.

Young is the father of four children --- Kamaal, Khaliq, Salimah and Khari.



Tom MOORE

Assistant Coach
16th year at UConn

Tom Moore is in his fourth season as an assistant coach on the staff of Dan Hurley, having spent the 2017-18 season with Hurley at the University of Rhode Island, and the past two seasons at UConn. Moore previously spent 13 years at UConn on the staff of Hall of Fame coach Jim Calhoun, the last two years as associate head coach. Moore's knowledge and familiarity of UConn proved invaluable as Hurley made the transition to Storrs in 2018-19.

In addition to his responsibilities of recruiting, practice and game planning, scouting and film breakdown, Moore works extensively with the UConn perimeter players and since returning to Storrs, has already helped three players reach all-conference status, including First Team selection Christian Vital in 2019-20. Moore also helped UConn land two consecutive Top 20 recruiting classes.

Moore brings 26 years of Division I coaching experience to the staff. Before helping Rhode Island pile up 26 wins, capture the Atlantic 10 regular-season title and a second straight NCAA Tournament berth in 2017-18, he earned 162 victories in 10 seasons as the head coach at Quinnipiac University.

Moore led Quinnipiac to four 20-win seasons, five national postseason berths, coached six All-Conference First Team selections, and was named CollegeInsider.com Northeast Conference Coach of the Year in 2009, Jim Phelan NEC Coach of the Year in 2010, and to the New England Basketball Hall of Fame in 2013. In addition, Quinnipiac earned the NABC Team Excellence Award with a 3.2 collective team GPA for the 2013-14 season.

Before taking over the program at Quinnipiac, Moore was an integral part of the most successful span in UConn basketball history, which included the Huskies' first two NCAA National Championships in 1999 and

2004. During his 13 seasons in Storrs, Moore helped build the Huskies into a national power. Moore helped lead UConn to a 340-99 overall record in the 13 seasons, along with eight Big East regular-season titles, five Big East tournament crowns, and 12 consecutive national postseason tournament bids (1995-2006).

While at UConn, Moore recruited and/or coached 19 players who went on to play in the NBA, including NBA All-Stars Ray Allen, Richard Hamilton and Caron Butler, 12 first-round draft choices, and five college All-Americans.

Prior to joining the staff at UConn, Moore took over as head coach at Worcester State College at just 24 years old and remained for five seasons (1989-94), eventually taking his team to the NCAA Division III National Tournament. Moore also has coaching experience as an assistant at Division II Assumption College (1988-89) and Worcester State (1987-88).

A native of Millbury, Mass., and a 1987 graduate of Boston University, Moore and wife Eileen have three daughters, Elizabeth Rose, Catherine Grace, and Caroline Mary.





Kevin FREEMAN

Assistant Coach
8th year at UConn

Kevin Freeman is in his first season as an assistant coach at UConn, returning to his alma mater and joining Dan Hurley's staff in September, 2020. It is Freeman's second stint on the coaching staff at UConn, having spent one year as the assistant director and then six years as the director of basketball administration from 2011-2018.

Freeman spent the last two seasons as an assistant coach at Penn State University, gaining recruiting experience and working primarily with the Nittany Lions' big men as he helped the team post a 21-10 record before the global pandemic stopped the 2019-20 season.

Previous to his coaching position at Penn State, Freeman was on the basketball staff at UConn, joining the staff of Hall of Fame Coach Jim Calhoun as the assistant director of basketball administration in 2011-12

and taking over as the director of basketball administration for the next six years under Coach Kevin Ollie, which included the NCAA National Championship in 2014 and the American Athletic Conference title in 2016. As the director of basketball administration, Freeman was not only in charge of the massive day-to-day operation of the program, but the coordinator for all the Huskies' travel and their practice schedules at home and on the road. He served as the liaison between the men's program and university administration, including all compliance issues, as well as the campus community.

Freeman's administrative position at UConn came after a well-traveled 11-year professional basketball career that included stops in Italy, Australia, Greece, South Korea, China, Puerto Rico, Spain and Venezuela.

The Springfield, Mass., native was an all-state performer at Patterson (N.J.) Catholic High before his stellar four-year career at UConn. He still ranks second all-time at UConn in games played (140), 21st in points scored (1,476) and 8th in total rebounds (913). He is one of only four players in UConn history with at least 1,400 points and 900 rebounds.

Playing under Calhoun, Freeman was named the Most Outstanding Player as he led UConn to the 1999 Big East Tournament Championship and was selected to the 1999 NCAA West Regional All-Tournament Team as an invaluable starter on UConn's first NCAA National Championship team. During his four-year career, the Huskies compiled an impressive 109-32 record with two Big East regular-season championships, two Big East Tournament championships and three NCAA Tournament appearances. He was named to the UConn All-Century Team by fan vote in 2001.

Freeman, 42, and wife Nicole are the parents of a daughter, Kekoa, and two sons, Sire and Legend.



James DORAN

Athletic Trainer

16th year at UConn



James Doran is in his 16th year with the University of Connecticut. His responsibilities are with the University of Connecticut men's basketball and rowing teams, dealing with the physical health and well-being of the student-athletes as well as the treatment and recovery of various injuries in conjunction with the UConn medical professionals.

Doran received his B.S. degree in kinesiology from San Diego State University in 1998, completed an internship at the University of San Diego (1996-98) and received his M.S. degree in exercise science from the University of Wyoming in 2000.

He was the associate athletic trainer for the University of Wyoming and was primarily responsible for the Cowboys men's basketball team from 2000 to 2005.

Doran received his National Athletic Trainers Association Board of Certification credential in 1998. He is a member of the NATA and the American College of Sports Medicine. He served as president of the Conn. Athletic Trainers' Association from 2013-16 and is currently serving as a member of the CATA's Governmental Affairs Committee.

Mike REHFELDT

Director of Sports Performance

1st year at UConn



Mike Rehfeldt is in his first year as the director of sports performance for men's basketball, joining Coach Dan Hurley's staff in July, 2020. Rehfeldt is responsible for all in-season and off-season aspects of nutrition, strength and conditioning training for the men's basketball student-athletes.

Rehfeldt came to UConn with extensive experience in strength and conditioning in both football and basketball at the amateur, collegiate and professional levels. Before coming to UConn, he spent eight years as the men's basketball director of sports performance at the University of Cincinnati, where he worked with numerous future NBA players and helped the program earn NCAA Tournament bids in every season until last year's tournament was cancelled.

Previous to his time at Cincinnati, Rehfeldt was a strength and conditioning assistant with the Cincinnati Bengals and the head strength and conditioning coach with the UFL's Sacramento Mountain Lions and on the staff of the Jacksonville Jaguars.

Rehfeldt, a 2005 graduate of St. Cloud University, and his wife, Elise, are the parents of a daughter, Olivia.

Eric

YOUNCOFSKI

Asst. Athletic Director For Basketball Operations

3rd year at UConn



Eric Youncofski is in his third season at UConn, serving as the Assistant Athletic Director for Men's Basketball Operations, following two years as Director of Basketball Operations. In his position, Youncofski is directly connected to administrative policies within the department and

university, along with critical budget preparation. He is responsible for the day-to-day operations of the men's basketball program, including all travel arrangements. He is also involved with the organization and administration of practice and skill sessions and in the planning of the team's community outreach projects.

Youncofski, originally from Middletown, N.J., was a member of the Rhode Island basketball team from 2012-15. He earned his degree from URI in Public Relations in three years and he was an A-10 Commissioner's Honor Roll recipient every year.

After graduating, Youncofski spent two years as a graduate assistant and video coordinator on Dan Hurley's staff before his promotion to Director of Basketball Operations in 2017-18. He joined the UConn staff when Hurley took over the UConn program in March, 2018.

Taliek

BROWN

Director of Player Development

3rd year at UConn



Taliek Brown, captain of UConn's 2004 NCAA National Championship team and still the program's all-time assists leader, is in his third year on the coaching staff as the director of player development.

Brown has close interaction with the UConn student-athletes, initiating and participating in off-court activities that develop life skills.

Brown, a native of Corona, N.Y., was a McDonald's All-American out of St. John's Prep and a four-year starting UConn point guard under Hall of Fame Coach Jim Calhoun and is the only player in UConn history to score at least 1,000 points (1,039) and hand out at least 700 assists (722).

Brown earned his UConn degree in political science in 2013 and had a 10-year career as a pro player, in the CBA, USBL, and multiple foreign pro leagues.

When his playing career ended, Brown spent time as an assistant coach at LaGuardia Community College (New York City) and as head coach at August Martin High School (New York City). He also oversaw the Teamfootprintz Basketball Training Program.

Tripp

DOHERTY

Director of Recruiting/Video

3rd year at UConn



Tripp Doherty is in his third season at UConn, hired as the Director of Recruiting/Video on April 9, 2018, after serving as a graduate assistant on Coach Dan Hurley staff at Rhode Island in 2017-18.

At UConn, Doherty oversees film production for the team, recruiting, the film exchange with opponents and breakdown of film for the purpose of scouting opponents as well as evaluation of the Huskies. He works closely with the coaching staff as well as with the director of operations to plan day-to-day practice sessions and maintain a recruiting database.

Originally from Andover, Mass., Doherty earned his bachelor's degree in Business Administration from Fairfield University in 2014. He then served as an administrative volunteer at Harvard for two years before his promotion to Video Coordinator for the Harvard men's basketball program in 2016-17. He then moved to his position at Rhode Island in 2017-18 before joining Hurley at UConn.

Paul
WETTEMANN
Program Coordinator
1st year at UConn



Paul Wettemann is in his first year as the fulltime program coordinator for UConn men's basketball, taking the position in July, 2020. Wettemann will be responsible for much of the day-to-day operation of the basketball program, including assisting in practice and game

planning, team travel and coordination of recruiting visits.

Although this is Wettemann's first season as program coordinator, he has spent the last five years as part of the UConn program, working his way up from team manager as an undergraduate to the position of graduate head manager for the last two years. Wettemann was in charge of the UConn staff of undergraduate team managers, setting their schedules and assigning their various duties during daily practices and on in-season trips to away games.

Wettemann graduated from UConn in 2018 with a bachelor of science degree and earned his master's degree in Sport Management in May, 2020.

He is a native of Guilford, Conn.

Mat
JOHNSON
Graduate Assistant
2nd year at UConn



Mat Johnson is in his second season as a Graduate Assistant with the UConn basketball program, coming to Storrs after serving for two years as an accountant in Tampa, Fla. Johnson assists in all phases of the UConn program, including planning

recruiting travel, practice and game preparation, and day to day operations.

Johnson, a native of Columbus, N.J., graduated from the University of Tampa with a degree in accounting in May, 2017, after a solid four-year basketball career with the Division II Spartans. Johnson appeared in 106 games, scoring 542 points and handing out 452 assists. As a senior, he earned the Division II ADA Academic Achievement Award.

Before Tampa, Johnson graduated from The Lawrenceville School, where he was a three-year varsity captain and earned All-Patriot League First Team honors. Previously, he was at St. Anthony in Jersey City, under Hall of Fame Coach Bob Hurley.

Johnson and wife Cyanna were married in the summer of 2019.

Mamadou
DIARRA
Graduate Assistant
2nd year at UConn



Mamadou Diarra joined the UConn coaching staff as a student assistant coach in June, 2019, after chronic knee conditions forced him to discontinue his college playing career and accept a medical disqualification.

This will be Diarra's first season as a graduate assistant, assisting in all phases of the UConn program.

Diarra was a consensus Top 100 recruit coming out of high school. He appeared in 33 games for the Huskies, scoring 85 points, grabbing 79 rebounds, with a field goal percentage of .547 and recorded a double-double.

A native of Queens, N.Y., Diarra began his high school career at Thomas Edison HS before transferring to Putnam (Conn.) Science Academy, leaving as a top five all-time career scorer, the second all-time rebounder, and second all-time shot blocker.

Diarra graduated from UConn in May, 2020, with a degree in Urban and Community Studies.



2020-21 University of Connecticut Men's Basketball Schedule





MADISON SQUARE G



UCONN'S BIG EAST CONFERENCE CHAMPIONSHIPS

<u>REGULAR SEASON</u>		<u>BIG EAST TOURNAMENT</u>	
1989-90 (Shared)	2001-02	1990	2002
1993-94	2002-03 (Shared)	1996	2004
1994-95	2004-05 (Shared)	1998	2011
1995-96	2005-06 (Shared)	1999	
1997-98			
1998-99			

2020-21 BIG EAST Conference Lineup



BUTLER
Location: Indianapolis, Ind.
Enrollment: 4,726
Nickname: Bulldogs
Home venue: Hinkle Fieldhouse (9,100)

Head coach: LaVall Jordan
Career record: 70-64 (4 years)
Record at Butler: 59-40 (3 years)
2019-20 record: 22-9 overall;
 10-8 Big East (5th)
2018-19 Postseason: NIT 1st Round
NCAA Appearances: 16
Last appearance: 2018
Top returning players:
 Bryce Nze (9.2p, 6.6r, 1.4a)
 Aaron Thompson (7.2p, 2.9r, 4.7a)



CREIGHTON
Location: Omaha, Neb.
Enrollment: 8,821
Nickname: Bluejays
Home venue: CHI Health Center (17,390)

Head coach: Greg McDermott
Career record: 511-311 (26 years)
Record at CU: 231-116 (10 years)
2019-20 record: 24-7 overall;
 13-5 Big East (tie-1st)
2018-19 Postseason: NIT 3rd Round
NCAA Appearances: 21
Last appearance: 2018
Top returning players:
 Marcus Zegarowski (16.1p, 3.8r, 5.0a)
 Mitch Ballock (11.9p, 5.3r, 3.1a)



CONNECTICUT
Location: Storrs, Conn.
Enrollment: 27,721
Nickname: Huskies
Home venues: Gampel Pavilion (10,167); XL Center (15,564)

Head coach: Dan Hurley
Career record: 186-134 (10 years)
Record at UConn: 35-29 (2 years)
2019-20 record: 19-12 overall;
 10-8 American (tie-5th)
2018-19 Postseason: None
NCAA Appearances: 33
Last appearance: 2016
Top returning players:
 James Bouknight (13.0p, 4.1r, 1.3a)
 Josh Carlton (7.8p, 6.1r, 1.1b)



DePAUL
Location: Chicago, Ill.
Enrollment: 22,437
Nickname: Blue Demons
Home venue: Wintrust Arena (10,387)

Head coach: Dave Leitao
Career record: 188-210 (13 years)
Record at DeP: 103-115 (7 years)
2019-20 record: 16-16 overall;
 3-15 Big East (10th)
2018-19 Postseason: CBI Runner-up
NCAA Appearances: 18
Last appearance: 2004
Top returning players:
 Charlie Moore (15.5p, 3.3r, 6.1a)
 Jalen Butz (10.1p, 5.4r, 0.8a)



GEORGETOWN
Location: Washington, D.C.
Enrollment: 7,463
Nickname: Hoyas
Home venue: Capital One Arena (20,600)

Head coach: Pat Ewing
Career record: 49-46 (3 years)
Record at Gtown: 49-46 (3 years)
2019-20 record: 15-17 overall;
 5-13 Big East (tie-8th)
2018-19 Postseason: NIT 1st Round
NCAA Appearances: 30
Last appearance: 2015
Top returning players:
 Jahvon Blair (10.8p, 3.1r, 2.0a)
 Jamorko Pickett (7.2 p, 4.4 r, 1.2 a)



MARQUETTE
Location: Milwaukee, Wis.
Enrollment: 12,000
Nickname: Golden Eagles
Home venue: Fiserv Forum (17,600)

Head coach: Steve Wojciechowski
Career record: 115-81 (6 years)
Record at Marq: 115-81 (6 years)
2019-20 record: 18-12 overall;
 8-10 Big East (tie-6th)
2018-19 Postseason: NCAA
 Tournament 1st Round
NCAA Appearances: 33
Last appearance: 2019
Top returning players:
 Koby McEwen (9.5p, 5.0r, 3.2a)
 Theo John (5.1p, 5.2r, 1.8 bl)



PROVIDENCE
Location: Providence, R.I.
Enrollment: 4,834
Nickname: Friars
Home venue: Dukin' Donuts Center (12,410)

Head coach: Ed Cooley
Career record: 273-191 (14 years)
Record at Prov: 181-122 (9 years)
2019-20 record: 19-12 overall;
 12-6 Big East (4th)
2018-19 Postseason: NIT 1st Round
NCAA Appearances: 20
Last appearance: 2018
Top returning players:
 David Duke (12.0p, 4.2r, 3.1a)
 A.J. Reeves (7.4p, 3.1r, 1.2a)



ST. JOHN'S
Location: Queens, N.Y.
Enrollment: 20,729
Nickname: Red Storm
Home venue: Carnesecca Arena (5,602);
 Madsion Square Garden (19,786)

Head coach: Mike Anderson
Career record: 386-215 (18 years)
Record at St.J: 17-15 (1 year)
2019-20 record: 17-15 overall;
 5-13 Big East (tie-8th)
2018-19 Postseason: NCAA First Four
NCAA Appearances: 30
Last appearance: 2019
Top returning players:
 Rasheem Dunn (11.9p, 3.8r, 3.4a)
 Julian Champagne (9.9p, 6.5r, 0.8bl)



SETON HALL
Location: South Orange, N.J.
Enrollment: 10,300
Nickname: Pirates
Home venue: Prudential Center (10,353)

Head coach: Kevin Willard
Career record: 236-186 (13 years)
Record at SHall: 180-132 (10 years)
2019-20 record: 21-9 overall;
 13-5 Big East (tie-1st)
2018-19 Postseason: NCAA
 Tournament First Round
NCAA Appearances: 13
Last appearance: 2019
Top Returning Players:
 Sandro Mamukelashvili (11.9p, 6.0r, 1.4a)
 Jared Rhoden (9.1p, 6.4r, 1.1a)



VILLANOVA
Location: Villanova, Pa.
Enrollment: 6,966
Nickname: Wildcats
Home venues: Finneran Pavilion (6,501); Wells Fargo Center (21,000)

Head coach: Jay Wright
Career record: 594-267 (26 years)
Record at Vill: 472-182 (19 years)
2019-20 record: 24-7 overall;
 13-5 Big East (tie-1st)
2018-19 Postseason: NCAA
 Tournament Second Round
NCAA Appearances: 39
Last appearance: 2019
Top Returning Players:
 Collin Gillespie (15.1p, 3.7r, 4.5a)
 Jermaine Samuels (10.7p, 5.5r, 2.0a)



XAVIER
Location: Cincinnati, Ohio
Enrollment: 6,798
Nickname: Musketeers
Home venue: Cintas Center (10,250)

Head coach: Travis Steele
Career record: 38-29 (2 years)
Record at Xavier: 38-29 (2 years)
2019-2020 record: 19-13 overall;
 8-10 Big East (tie-6th)
2018-19 Postseason: NIT Second Round
NCAA Appearances: 28
Last appearance: 2018
Top returning players:
 Paul Scruggs (12.7p, 4.5r, 2.9a)
 Zach Freemantle (7.5p, 4.3r, 0.7bl)

A Look Ahead: 2020-21 Preview

Propelled by the momentum of a red-hot finish to the 2019-20 season, buoyed by the talent infusion of a second consecutive Top 20 recruiting class, and thrilled by the return to the Big East Conference, the UConn men's basketball team is poised for an exciting season in 2020-21.

The Huskies finished the 2019-20 season with eight wins in their last 10 games, including their last five, and were ready to carry that momentum into the conference tournament and perhaps national postseason play when the season was abruptly stopped by the pandemic. Instead, despite the graduation loss of two important players, UConn will ride that wave into the new season.

Exciting new talent, in the form of three freshmen who make up another Top 20 recruiting class, two transfers with experience and a redshirt freshman who has had a year of UConn practice give the Huskies the depth and versatility that Dan Hurley has been building toward in his three seasons as the UConn coach.

The move back to the Big East Conference has created a buzz not only among the Huskies, but throughout their fan base as well, with the rekindling of powerful old rivalries, the anticipation of new ones, and the excitement of UConn's return to the Big East Tournament at Madison Square Garden.

Year Two has been the turnaround season in the coaching history of Coach Dan Hurley, and the pattern continued at UConn in 2019-20, with an improvement of three more victories and five less losses, which most likely would have been even more impressive had the season continued. Hurley's combined winning percentage in Year One at his three Division I coaching stops – when he essentially has had to deal with the aftermath of a program in crisis – stands at .402. His combined winning percentage of Year Two at his three stops rises dramatically to .617.

The continued upswing of the UConn program in 2020-21 will depend on a number of factors, including: how well the three freshmen can adapt to college level competition and feel comfortable with the Dan Hurley culture; how well the freshmen and the three other newcomers can gel with the seven returning players to form a cohesive team; can Tyler Polley and Akok Akok fully recover from the season-ending leg injuries they suffered last season and be effective contributors; how well the Huskies adjust to Big East competition.


With added depth, Hurley should be able to fully implement his trademark pressure, in-your-face defense that has been stymied by a lack of numbers in his first two seasons at UConn. Even so, and with the season-ending injuries to two frontcourt starters, the Huskies still had their first winning season since 2015-16 and won its most conference games in four years. Among the 12 losses by the Huskies, eight were by six points or less, four came in overtime and three of those were in double-overtime – clearly bringing the Huskies very close to what might have been a spectacular turnaround season.

In 2020-21, UConn will no doubt miss the graduated Christian Vital – the 10th-leading scorer in school history, as well as last year's team leader in scoring, rebounding, steals, three-pointers, free throw percentage and a first team all-conference pick. Also missing will be assist leader and on-ball defensive stalwart Alterique Gilbert.

Despite the departure of last year's category leaders, the 2020-21 Huskies have a nucleus of players returning that accounted for 62.9 percent of the points scored, 63.5 percent of the rebounds, and 88.1 percent of the blocked shots. The areas affected most by the loss of Vital and Gilbert are assists, steals and three-pointers.

Hoping to make up the difference will be returning players with a season of success under their belts and newcomers with a plethora of potential. Hurley will not only have at his disposal the most depth since he's been at UConn, but the most versatility as well. Multiple players who can excel at multiple positions will give the head coach numerous combinations to face game situations.

The Huskies have three seniors on the roster, forward-center **Josh**



Senior Josh Carlton

Carlton, and forwards **Tyler Polley** and **Isaiah Whaley**, all of whom have considerable game experience. The junior class includes veteran guard **Brendan Adams**, guard **R.J. Cole**, eligible after sitting out last season as a transfer from Howard, and guard **Tyrese Martin**, who transferred from Rhode Island and will either be eligible by obtaining a waiver from the NCAA or will sit out the season. All three sophomores on the roster, forward **Akok Akok** and guards **James Bouknight** and **Jalen Gaffney**, earned starting positions as freshmen last season. Forward **Richie Springs** spent last season practicing with the team and will be ready to play in 20-21 as a red-shirt freshman. The second straight Top 20 freshman class includes guard **Andre Jackson**, power forward **Adama Sanogo** and center **Javonte Brown-Ferguson**. Rounding out the roster are walk-ons junior guard **Matt Garry** and freshman guard **Andrew Hurley**.

ON THE OUTSIDE

With no seniors among the Huskies' corps of outside players, UConn's perimeter will be young, but filled with a mixture of experience, potential and talent and figures to be the team's offensive strength. Leading the group is Bouknight, the team's second-leading scorer last year, a third team all-conference pick, and a unanimous all-freshman team selection. The Brooklyn, N.Y., native burst on the scene at last year's Charleston Classic and was a force for the rest of the season,

2020-21 UCONN MEN'S BASKETBALL / PREVIEW

sprinkling in moments of breathtaking athleticism. His sophomore season is one of the most anticipated of any of the players in the Big East.

Another season highly anticipated is that of Cole, who makes his UConn debut in 2020-21 after sitting out last season as a transfer from Howard University. Cole, the MEAC Player of the Year in 2018-19 and the league's Freshman of the Year the previous season, made his presence felt on the practice court last year, displaying impressive court vision and the rare combination of scoring and distribution. He figures to battle for a starting job from the outset.

Jackson has the potential to have a Bouknight-like impact as a freshman. A big guard with uncanny passing ability and a strong slasher to the basket, Jackson will also be difficult to keep off the court and will likely challenge for a starting spot.

Gaffney took over as UConn's starting point guard late last season, starting 11 of the season's final 12 games and did a solid job, helping the Huskies post a 9-3 record with a 1.83 assist-to-turnover ratio. Likewise, Adams was solid as a top guard reserve, appearing in every game and averaging 22 minutes a game.

Polley's 2019-20 season ended with an ACL tear after just 15 games, following the first double-double of his career. His .405 three-point shooting percentage led the team and his long-range accuracy and value as UConn's top three-point threat ensures that he will find time on the court.

Martin, who was originally recruited by Coach Hurley at Rhode Island, comes to UConn after two seasons with the Rams and, if granted a waiver to play this season, will give the coach another big guard who can apply defensive pressure.

Walk-on guards Matt Garry, in his third season with the team, and Andrew Hurley, son of the head coach, will provide even more back-court depth.

ON THE INSIDE

Carlton, a three-year starter, has played more games than anyone on the team and is working on team-leading streaks of 96 consecutive games played and 66 consecutive starts. He spent much of the off-season shedding weight that he believed held him back last season, in an effort to regain the form that earned him the league's Most Improved Player in 2018-19. The Huskies will clearly need his experience in the Big East.

Whaley proved to be invaluable last year when he was forced into the starting lineup for the last six games by Akok's injury and averaged 13.8 points, 8.5 rebounds and had three double-doubles in those games. His knack for positive contributions will continue to



Sophomore Jalen Gaffney



Sophomore James Bouknight

earn him playing time.

The key to UConn's interior defense is Akok, who was among the nation's top shot-blockers when he suffered a season-ending ruptured Achilles' tendon on Feb. 1. While his off-season rehab went extremely well, the best case scenario would put him back on the court likely in early January. Whenever he is ready, Akok will to be a major factor in the Huskies' plans.

The big-man depth that UConn has needed has arrived in 2020-21 in the form of three talented, although untested, freshmen.

Richie Springs spent last season as a redshirt, but he will greatly benefit from the year of practicing with the Huskies. A tenacious rebounder, especially at the offensive end, Springs has learned the intensity necessary in a Dan Hurley practice and will be battling for playing time from Day One in 2020-21.

True freshmen Adama Sanogo and Javonte Brown-Ferguson will also get the chance to prove themselves, especially as the Huskies look to increase their defensive pressure and improve their rebounding in the Big East.

SCHEDULE

The 2020-21 schedule will bring numerous new challenges for UConn as it enters the Big East -- a different league with different opponents, different venues, 20 conference games, and one of the most competitive, most scrutinized conference championship tournaments in the country.

In the past seven seasons, UConn has played only three members of the current Big East, Villanova (four times), Georgetown (twice) and Xavier (once). Besides those three opponents, the Huskies will also renew rivalries against former Big East colleagues DePaul, Marquette, Providence, St. John's and Seton Hall and challenge new league opponents Butler and Creighton, all in home-and-away series.

The Huskies will also play at perennial national power Florida and meet two opponents from among Notre Dame, Southern Cal and Vanderbilt in the Legends Classic at Barclays Center in Brooklyn. In a unique men's and women's basketball doubleheader at Mohegan Sun Arena, UConn will also challenge Boston College for the first time in seven years.

In addition, the Huskies will play Alabama State, High Point, Monmouth, Central Connecticut, UMass-Lowell, and Coppin State on its non-conference slate.

2020-21 UCONN MEN'S BASKETBALL



A moment of silence for Kobe and Gianna Bryant.

2020-21 UNIVERSITY OF CONNECTICUT BASKETBALL NOTES

UCONN finds itself in a unique situation in 2020-21, reuniting with seven former conference colleagues and uniting with three new ones in its return to the **Big East Conference** after seven seasons in the American Athletic Conference. The Huskies will simultaneously be experiencing their first and their 35th season in the Big East. In 34 Big East seasons, UConn has a **325-233 (.582)** overall record in regular-season games and a **36-26 (.581)** overall record in Big East Tournament games with a record **seven** Big East Tournament championships -- a record UConn shares with Georgetown.

UCONN Coach **Dan Hurley** is in his third season at UConn, with a 10-year Division I coaching record of 186-134 (.581) at Wagner (2 seasons), Rhode Island (6 seasons) and UConn (2 seasons). In his first season at his three positions, taking over struggling programs, he has a combined winning percentage of .402. In his second season at his three positions, his combined winning percentage jumps to an impressive .617.

UCONN will return 62.9 percent of its scoring, 63.7 percent of its rebounding and 88.1 percent of its blocked shots from last season, but just 48.8 percent of its assists and 46.4 percent of its steals.

Statement on NCAA Committee on Infractions Decision

Due to an investigation into the University of Connecticut Men's Basketball program, the NCAA Committee on Infractions (COI) found that rules violations occurred within the program during the 2016-17 and 2017-18 seasons.

The violations involved the provision of extra benefits to student-athletes by a representative of athletics interests related to outside training sessions as well as pickup games that exceeded the out-of-season countable athletically related activity weekly hour limitations due to information being reported back to the coaching staff. In addition, coaching limitations were exceeded when a video coordinator acted as a countable coach.

The former head coach was found to have committed unethical conduct, failure to cooperate, and head coach responsibility violations, and the NCAA also determined that several Level III recruiting violations occurred.

As a result of these infractions, the institution self-imposed several penalties and the NCAA COI added others. The penalties included a two-year probation from July 2, 2019 through July 1, 2021 during which a comprehensive rules education program was implemented, a \$5,000 fine, a one scholarship reduction in the sport of Men's Basketball for the 2019-20 academic year, recruiting restrictions for the Men's Basketball staff, public reprimand and censure, and a vacation of records.

Please note that the terms of UConn's probation did not include a ban from postseason participation for any of our sports programs.

Additional information on the violations including the terms of UConn's probation are outlined specifically in the NCAA Committee on Infractions public report generated on July 2, 2019 by the NCAA COI.



The Players

2020-21 University of Connecticut Men's Basketball Roster

No.	Name	Yr.	Pos.	Ht.	Wt.	Hometown /Last School
0	Jalen Gaffney	So.	G	6-3	185	Columbus, N.J. /Westtown School
1	R.J. Cole	R-Jr.	G	6-1	185	Union, N.J. /Howard University
2	James Bouknight	So.	G	6-5	190	Brooklyn, N.Y. /MacDuffie School
4	Tyrese Martin	Jr.	G	6-6	215	Allentown, Pa. /Rhode Island
5	Issiah Whaley	Sr.	F	6-9	230	Gastonia, N.C. /Mt. Zion Prep
10	Brendan Adams	Jr.	G	6-4	195	Baltimore, Md. /Calvert Hall College HS
11	Akok Akok	R-So.	F	6-9	215	Manchester, N.H. /Putnam Science Acad.
12	Tyler Pulley	Sr.	F	6-9	215	Miramar, Fla. /The Sagemont School
13	Richard Springs	R-Fr.	F	6-9	225	Brooklyn, N.Y. /MacDuffie School
20	Andrew Hurley	Fr.	G	6-1	175	Glastonbury, Conn. /East Catholic HS
21	Adama Sanogo	Fr.	F	6-9	240	Bamako, Mali /The Patrick School
25	Josh Carlton	Sr.	F/C	6-11	240	Winterville, N.C. /DeMatha HS
31	Javonte Brown	Fr.	C	7-0	250	Toronto, Ont. /Thomas Secondary School
41	Matt Garry	Jr.	G	6-5	195	Southington, Conn. /St. Paul HS
44	Andre Jackson	Fr.	G	6-6	210	Amsterdam, N.Y. /Albany Academy

COACHING STAFF

Head Coach: DAN HURLEY (Seton Hall '96), 3rd season at UConn

Associate Head Coach: KIMANI YOUNG (UTEP'98), 3rd season at UConn

Assistant Coach: TOM MOORE (Boston University '87), 16th season at UConn

Assistant Coach: KEVIN FREEMAN (UConn '06), 8th season at UConn

Asst. Athletic Director/Basketball Operations: ERIC YOUNCOFSKI (Rhode Island '15), 3rd season at UConn

Athletic Trainer: JAMES DORAN (San Diego St. '98; Wyoming '00), 16th season at UConn

Director of Sports Performance: MIKE REHFELDT (St. Cloud St. '05), 1st season at UConn

Director of Recruiting-Video: TRIPP DOHERTY (Fairfield '14), 3rd season at UConn

Director of Player Development: TALIEK BROWN (UConn '13), 3rd season at UConn

Program Coordinator: PAUL WETTEMANN (UConn '18, UConn '20), 1st season at UConn

Graduate Assistant: MAT JOHNSON (Tampa '17), 2nd season at UConn

Graduate Assistant: MAMADOU DIARRA (UConn '20), 2nd season at UConn

PRONUNCIATIONS

Tyrese Martin (tie-REESE)

Issiah Whaley (WHALE-ee)

James Bouknight (BOOK-nite)

Akok Akok (Uh-COOK Uh-COOK)

Adama Sanogo (Uh-DOM-uh)

Javonte Brown (jah-VON-try)

Josh CARLTON

25
Senior
Forward / Center
6-11 • 240
Winterville, N.C.

While at UConn:

Three-year starter who has played in all 96 of UConn's games, starting 81... Has current team-leading streaks of 96 consecutive games played and 66 consecutive games started... Has career averages of 7.1 points, 5.3 rebounds per game with a .543 field goal percentage... Has 7 career double-doubles... Won the American Athletic Conference Co-Most



Improved Player Award as a sophomore, more than doubling his scoring average, almost doubling his rebound average, and ranking first in blocked shots in conference games... Has 31 double-figure point games and 12 double-figure rebound games in his career.

As a Junior in 2019-20: Started all 31 games on UConn's schedule, averaging 7.8 points, 6.1 rebounds and 1.1 blocks per game, with a .502 field goal percentage... Had 12 double-figure scoring games, including five of the first six and seven of the first nine games on the schedule and recorded three double-doubles... Had 13 points and 8 rebounds in win over No. 15 Florida... Was named to the American Conference Weekly Honor Roll on Dec. 9.

As a Sophomore in 2018-19: Started all 33 games on the UConn schedule, averaging 9.0 points, and team-leading stats of 6.2 rebounds, 1.8 blocks and a .607 FG percentage -- all considerable jumps from his freshman season... Had 15 double-figure scoring games and four double-doubles... Over season's last 5 games, averaged 14.0 points, 8.6 rebounds and had an impressive .703 FG percentage... Named to AAC Weekly Honor Roll on March 11 after averaging 20.5 points, 8.5 rebounds and shooting .833 in two games.... Scored career-high 21 points in season's last home game vs. Temple... Shared the AAC Most Improved Player Award with Temple's Nate Pierre-Louis.

JOSH CARLTON CAREER STATISTICS

YEAR	GP-GS	MIN/AVG	Total FG-FGA	PCT	3-Point FG-FGA	PCT	FT-FTA	PCT	Rebs OFF-DEF	TOT	AVG	PF-FO	AST	TO	BLK	STL	PTS/AVG
2017-18	32-17	485/15.2	57-111	.514	0-0	.000	28-42	.667	55-63	118	3.7	79-2	10	31	24	10	142/4.4
2018-19	33-33	733/22.2	111-183	.607	0-0	.000	74-118	.627	89-115	204	6.2	101-1	14	54	59	14	206/9.0
2019-20	31-31	658/21.2	104-207	.502	0-0	.000	33-66	.500	87-102	189	6.1	88-3	21	65	33	12	241/7.8
TOTALS	96-81	1879/19.8	272-501	.543	0-0	.000	135-226	.597	231-280	511	5.3	268-6	45	150	116	36	679/7.1
Conference YEAR	GP-GS	MIN/AVG	Total FG-FGA	PCT	3-Point FG-FGA	PCT	FT-FTA	PCT	Rebs OFF-DEF	TOT	AVG	PF-FO	AST	TO	BLK	STL	PTS/AVG
2017-18	18-14	316/17.7	41-76	.539	0-0	.000	16-26	.615	33-39	72	4.0	51-1	6	18	13	7	98/5.4
2018-19	18-18	474/26.3	70-114	.614	0-0	.000	44-74	.595	53-80	133	7.4	62-3	12	38	33	8	184/10.2
2019-20	18-18	334/18.6	42-89	.472	0-0	.000	14-30	.467	49-46	95	5.3	54-1	13	30	16	8	98/5.4
TOTALS	54-30	1124/20.8	153-279	.548	0-0	.000	74-130	.569	135-165	300	5.6	167-5	31	86	62	23	380/7.0



**JOSH CARLTON
CAREER HIGH
PERFORMANCES**

Points	21	Temple (3/7/19)
FG Made	9	Two times
FG Atts.	17	Sacred Heart (11/18/19)
3-Pt. FG	-	---
3-Pt. FGA	-	---
FT	7	Three times
FT Att.	13	Wichita St. (1/12/20)
Off. Reb.	7	Temple (2/6/19)
Def. Reb.	12	East Carolina (2/3/19)
Total Reb.	16	East Carolina (2/3/19)
Assists	3	Three times
TO	6	East Carolina (3/10/19)
Blocks	4	Six times
Steals	2	Four Times
Minutes	38	Wichita St. (1/12/20)

**Career -- Conference
Regular Season Games**

Points	21	Temple (3/7/19)
FG Made	9	Tulane (1/19/19)
FG Atts.	13	Temple (2/6/19)
3-Pt. FG	-	---
3-Pt. FGA	-	---
FT	7	Two times
FT Att.	13	Wichita St. (1/12/20)
Off. Reb.	7	Two times
Def. Reb.	12	East Carolina (2/3/19)
Total Reb.	16	East Carolina (2/3/19)
Assists	3	Two times
TO	6	East Carolina (3/10/19)
Blocks	4	Three times
Steals	2	Two times
Minutes	38	Wichita St. (1/12/20)



JOSH CARLTON GAME-BY-GAME STATISTICS

2019-20

Opponent	Date	GS	MIN	Total			3-Pointers			Free throws			Rebounds				PF	A	T/O	BLK	STL	PTS	AVG
				FG-FGA	PCT	3FG-3FGA	PCT	FT-FTA	PCT	OFF	DEF	TOT	AVG										
Sacred Heart	11/08/2019	*	21:48	8-17	.471	0-0	.000	2-2	1.000	5	3	8	8.0	2	0	3	2	0	18	18.0			
Saint Joseph's	11/13/2019	*	16:16	3-6	.500	0-0	.000	3-6	.500	3	6	9	8.5	3	0	4	0	1	9	13.5			
Florida	11/17/2019	*	23:07	5-10	.500	0-0	.000	3-5	.600	4	4	8	8.3	4	1	4	1	0	13	13.3			
vs Buffalo	11/21/2019	*	27:00	5-9	.556	0-0	.000	2-6	.333	3	7	10	8.8	2	1	3	4	0	12	13.0			
vs Xavier	11/22/2019	*	27:00	4-12	.333	0-0	.000	2-3	.667	4	4	8	8.6	5	0	5	1	1	10	12.4			
vs Miami (FL)	11/24/2019	*	29:00	7-8	.875	0-0	.000	2-4	.500	3	2	5	8.0	1	3	0	0	2	16	13.0			
Maine	12/01/2019	*	24:46	1-4	.250	0-0	.000	0-0	.000	0	3	3	7.3	1	0	1	0	0	2	11.4			
Iona	12/04/2019	*	28:57	8-13	.615	0-0	.000	3-6	.500	5	7	12	7.9	1	1	3	4	0	19	12.4			
vs Indiana	12/10/2019	*	35:51	9-14	.643	0-0	.000	0-0	.000	2	3	5	7.6	4	0	4	1	0	18	13.0			
Saint Peter's	12/18/2019	*	24:00	2-5	.400	0-0	.000	2-2	1.000	2	5	7	7.5	2	0	3	1	0	6	12.3			
New Hampshire	12/22/2019	*	13:04	0-1	.000	0-0	.000	0-0	.000	2	2	4	7.2	3	0	2	0	0	11	8.2			
NJIT	12/29/2019	*	22:39	4-10	.400	0-0	.000	0-2	.000	5	4	9	7.3	1	2	1	1	0	8	10.9			
at Cincinnati	01/01/2020	*	19:46	1-6	.167	0-0	.000	0-1	.000	5	1	6	7.2	3	0	0	3	1	2	10.2			
at South Fla.	01/04/2020	*	10:29	1-4	.250	0-0	.000	0-0	.000	0	0	0	6.7	2	0	2	0	0	2	9.6			
Tulane	01/08/2020	*	18:11	5-6	.833	0-0	.000	0-1	.000	2	2	4	6.5	2	0	3	2	1	10	9.7			
Wichita St.	01/12/2020	*	38:18	3-10	.300	0-0	.000	7-13	.538	7	5	12	6.9	4	3	4	1	1	13	9.9			
at Villanova	01/18/2020	*	29:56	6-9	.667	0-0	.000	0-0	.000	0	6	6	6.8	5	0	2	2	0	12	10.0			
at Houston	01/23/2020	*	12:16	0-1	.000	0-0	.000	0-0	.000	2	1	3	6.6	3	1	1	0	0	0	9.4			
Tulsa	01/26/2020	*	14:45	0-1	.000	0-0	.000	0-0	.000	1	1	2	6.4	3	2	1	1	0	0	8.9			
Temple	01/29/2020	*	20:15	4-6	.667	0-0	.000	2-2	1.000	2	3	5	6.3	3	1	2	1	1	10	9.0			
at Memphis	02/01/2020	*	12:23	1-2	.500	0-0	.000	0-1	.000	2	3	5	6.2	4	1	2	0	0	2	8.7			
at Tulsa	02/06/2020	*	11:40	3-4	.750	0-0	.000	0-0	.000	3	1	4	6.1	3	0	0	1	0	6	8.5			
Cincinnati	02/09/2020	*	34:23	2-7	.286	0-0	.000	1-4	.250	5	5	10	6.3	4	0	5	2	0	5	8.4			
at SMU	02/12/2020	*	18:47	2-4	.500	0-0	.000	1-2	.500	4	2	6	6.3	1	2	1	1	0	5	8.3			
Memphis	02/16/2020	*	26:58	3-9	.333	0-0	.000	0-0	.000	6	7	13	6.6	1	0	0	1	2	6	8.2			
at Temple	02/20/2020	*	13:50	3-5	.600	0-0	.000	0-0	.000	1	4	5	6.5	3	0	0	0	0	6	8.1			
South Fla.	02/23/2020	*	12:32	2-3	.667	0-0	.000	0-1	.000	1	1	2	6.3	3	0	2	0	0	4	7.9			
UCF	02/26/2020	*	12:13	4-7	.571	0-0	.000	0-0	.000	1	1	2	6.2	5	0	5	0	1	8	7.9			
at East Carolina	02/29/2020	*	22:55	2-3	.667	0-0	.000	1-2	.500	2	5	7	6.2	4	2	1	3	1	5	7.8			
Houston	03/05/2020	*	14:34	1-2	.500	0-0	.000	2-3	.667	1	1	2	6.1	2	1	0	0	0	4	7.7			
at Tulane	03/08/2020	*	20:01	5-9	.556	0-0	.000	0-0	.000	4	3	7	6.1	4	0	1	0	0	10	7.8			
Totals			31	657:39	104-207	.502	0-0	.000	33-66	.500	87	102	189	6.1	88	21	65	33	12	241	7.8		

2018-19

Opponent	Date	GS	MIN	Total			3-Pointers			Free throws			Rebounds				PF	A	T/O	BLK	STL	PTS	AVG
				FG-FGA	PCT	3FG-3FGA	PCT	FT-FTA	PCT	OFF	DEF	TOT	AVG										
Morehead St.	11/08/2018	*	26:47	8-10	.800	0-0	.000	1-2	.500	3	5	8	8.0	2	0	2	2	2	17	17.0			
Kansas City	11/11/2018	*	23:32	3-7	.429	0-0	.000	3-5	.600	3	1	4	6.0	2	0	1	1	0	9	13.0			
vs Syracuse	11/15/2018	*	07:00	0-2	.000	0-0	.000	1-2	.500	1	1	2	4.7	2	0	0	2	0	1	9.0			
vs Iowa	11/16/2018	*	10:00	0-2	.000	0-0	.000	2-2	1.000	1	1	2	4.0	1	0	1	0	0	2	7.3			
Cornell	11/20/2018	*	18:59	2-2	1.000	0-0	.000	2-2	1.000	2	1	3	3.8	4	0	1	1	1	6	7.0			
New Hampshire	11/25/2018	*	19:50	7-8	.875	0-0	.000	3-4	.750	2	4	6	4.2	2	0	0	1	0	17	8.7			
UMass Lowell	11/27/2018	*	19:45	4-7	.571	0-0	.000	7-8	.875	5	3	8	4.7	2	0	2	3	0	15	9.6			
Arizona	12/02/2018	*	14:24	0-1	.000	0-0	.000	0-0	.000	0	0	0	4.1	4	0	2	1	1	0	8.4			
Lafayette	12/05/2018	*	19:05	4-6	.667	0-0	.000	3-4	.750	4	3	7	4.4	3	0	1	3	0	11	8.7			
vs Florida St.	12/08/2018	*	05:12	0-2	.000	0-0	.000	2-2	1.000	1	2	3	4.3	3	0	0	1	0	2	8.0			
Manhattan	12/15/2018	*	20:18	5-6	.833	0-0	.000	1-2	.500	5	0	5	4.4	2	0	0	4	1	11	8.3			
Drexel	12/18/2018	*	18:21	3-5	.600	0-0	.000	0-0	.000	1	2	3	4.3	3	1	1	2	0	6	8.1			
vs Villanova	12/22/2018	*	11:45	1-1	1.000	0-0	.000	0-0	.000	1	2	3	4.2	2	0	0	0	0	1	2	7.6		
at South Fla.	01/02/2019	*	17:00	1-4	.250	0-0	.000	0-0	.000	2	1	3	4.1	5	0	1	2	1	2	7.2			
UCF	01/05/2019	*	16:57	1-2	.500	0-0	.000	0-0	.000	2	0	2	3.9	3	0	0	1	0	1	2	6.9		
SMU	01/10/2019	*	29:00	3-4	.750	0-0	.000	2-3	.667	2	5	7	4.1	3	0	1	0	1	8	6.9			
at Cincinnati	01/12/2019	*	35:20	4-5	.800	0-0	.000	2-2	1.000	4	5	9	4.4	4	0	1	2	0	10	7.1			
at Tulsa	01/16/2019	*	18:56	2-7	.286	0-0	.000	1-2	.500	3	3	6	4.5	4	0	0	0	0	5	7.0			
Tulane	01/19/2019	*	31:50	9-10	.900	0-0	.000	0-0	.000	2	6	8	4.4	3	1	3	1	1	18	7.6			
Wichita St.	01/26/2019	*	22:37	4-4	1.000	0-0	.000	3-6	.500	1	5	6	4.8	3	0	1	4	0	11	7.8			
at UCF	01/31/2019	*	32:18	2-5	.400	0-0	.000	0-2	.000	4	7	11	5.0	5	2	1	2	1	4	7.6			
East Carolina	02/03/2019	*	33:49	7-11	.636	0-0	.000	6-10	.600	4	12	16	5.5	3	1	4	3	0	20	8.1			
at Temple	02/06/2019	*	25:23	7-13	.538	0-0	.000	4-6	.667	7													

Tyler POLLEY

12
Senior
Forward
6-9 • 215
Miramar, Fla.

While at UConn: Has appeared in 80 games, starting 57, including 47 of the last 48 before an injury ended his 2019-20 season... Has career averages of 6.4 points, 2.0 rebounds with a .403 overall FG percentage and a .393 three-point FG percentage... Has increased his scoring and rebound average in each of his three years... Has had 20 double-figure games in his career... Considered the best pure outside shooter on the Huskies, leading the team in three-point percentage as a freshman and a junior... Had not missed playing in a game in his UConn career up to last year's injury. Spent second half of season, spring and summer rehabbing in order to be ready for the start of 2020-21... Earned a starting spot in his first college game.

As a Junior in 2019-20: Started the first 15 games of the season, averaging career-highs of 9.5 points and 3.2 rebounds per game and shooting a team-leading .405 three-point field goal percentage... Suffered a season-ending left ACL tear in practice in early January, missing the final 16 games of the season... Had 19 points and 11 rebounds against Tulane on Jan. 8, the first double-double of his career, the game before his injury... Scored double-figures in nine of the 15 games... Had 15 points and 5 rebounds in win over No. 15 Florida... Hit four three-pointers in a game twice... Honored on UConn's 3.0 GPA Night.

As a Sophomore in 2018-19: Started 32 of 33 games, missing just the game on Senior Night, when all seniors started... Averaged 8.4 points, 2.3 rebounds, and shot .380 from three-point range... Second on the team with 52 three-pointers made and a .380 three-point FG percentage... Had 10 double-figure scoring games... Scored career-high 20 points and grabbed career-high 6 rebounds at Memphis on Feb. 10... Scored 19 points, including 5 three-pointers, in final regular-season game at East Carolina (3/10/19).

As a Freshman in 2017-18: Played in all 32 games for the Huskies, earning 10 starts, including the first five games of the season... Scored 87 points (2.7), grabbed



TYLER POLLEY CAREER STATISTICS

YEAR	GP-GS	MIN/AVG	Total FG-FGA	PCT	3-Point FG-FGA	PCT	FT-FTA	PCT	Rebs OFF-DEF	TOT	AVG	PF-FO	AST	TO	BLK	STL	PTS/AVG
2017-18	32-10	425/13.3	24-75	.320	15-36	.417	24-32	.750	8-28	36	1.1	33-0	5	18	5	3	87/2.7
2018-19	33-32	907/27.5	95-224	.424	52-137	.380	36-56	.643	32-43	75	2.3	71-1	21	24	19	13	278/8.4
2019-20	15-15	376/25.0	45-108	.417	30-74	.405	23-29	.793	19-29	48	3.2	25-1	9	5	8	6	143/9.5
TOTALS	80-57	1708/21.3	164-407	.403	97-247	.393	83-117	.709	59-100	159	2.0	129-1	35	47	32	22	508/6.4
Conference YEAR	GP-GS	MIN/AVG	Total FG-FGA	PCT	3-Point FG-FGA	PCT	FT-FTA	PCT	Rebs OFF-DEF	TOT	AVG	PF-FO	AST	TO	BLK	STL	PTS/AVG
2017-18	18-4	252/14.0	14-45	.311	11-22	.500	15-22	.682	3-20	23	1.3	18-0	4	12	2	0	54/3.0
2018-19	18-17	516/28.7	53-127	.417	31-81	.383	21-34	.618	17-22	39	2.2	39-0	9	14	6	6	158/8.8
2019-20	3-3	64/21.3	8-24	.333	3-12	.250	3-5	.600	6-8	14	4.7	0-0	1	0	0	1	22/7.3
TOTALS	39-24	832/21.3	75-196	.383	45-115	.391	39-61	.639	26-50	76	1.9	57-0	14	26	8	7	234/6.0



**TYLER POLLEY
CAREER HIGH
PERFORMANCES**

Points 20
FG Made 7
FG Atts. 15
3-Pt. FG 5
3-Pt. FGA 9
FT 6
FT Att. 6
Off. Reb. 6
Def. Reb. 5
Total Reb. 11
Assists 3
TO 4
Blocks 4
Steals 2
Minutes 38

Career -- All Games
Memphis (2/10/19)
Three times
Two times
Two times
SMU (2/21/19)
Maine (12/1/19)
Four times
Tulane (1/8/20)
Tulane (1/8/20)
Tulane (1/8/20)
Two times
Memphis (2/10/19)
Cornell (11/20/18)
Two times
SMU (2/21/19)

**Career-- Conference
Regular Season Games**
Memphis (2/10/19)
Three times
Two times
Two times
SMU (2/21/19)
Two times
Two times
Tulane (1/8/20)
Tulane (1/8/20)
Tulane (1/8/20)
Two times
Memphis (2/10/19)
Two times
Seven times
SMU (2/21/19)



TYLER POLLEY GAME-BY-GAME STATISTICS

2019-20

Opponent	Date	GS	MIN	Total		3-Pointers		Free throws		Rebounds			PF	A	T/O	BLK	STL	PTS	AVG	
				FG-FGA	PCT	3FG-3FGA	PCT	FT-FTA	PCT	OFF	DEF	TOT								AVG
Sacred Heart	11/08/19	*	31:41	3-9	.333	1-5	.200	3-4	.750	2	2	4	4.0	2	3	1	1	10	10.0	
Saint Joseph's	11/13/19	*	26:07	4-5	.800	4-4	1.000	1-2	.500	0	2	2	3.0	5	0	0	3	13	11.5	
Florida	11/17/19	*	31:57	6-13	.462	3-8	.375	0-0	.000	1	4	5	3.7	1	0	1	0	2	15	12.7
vs Buffalo	11/21/19	*	28:00	2-4	.500	2-3	.667	0-0	.000	1	3	4	3.8	3	2	1	0	0	6	11.0
vs Miami (FL)	11/24/19	*	36:00	3-9	.333	2-8	.250	2-2	1.000	0	2	2	3.4	0	0	0	1	1	10	10.8
vs Xavier	11/22/19	*	36:00	3-9	.333	2-8	.250	2-2	1.000	0	2	2	3.4	0	0	0	1	1	10	10.8
Maine	12/01/19	*	25:47	2-7	.286	2-5	.400	6-6	1.000	2	0	2	2.9	1	1	1	1	12	10.0	
Iona	12/04/19	*	21:47	4-6	.667	3-5	.600	3-4	.750	2	0	2	2.8	3	1	0	0	0	14	10.5
vs Indiana	12/10/19	*	31:52	3-7	.429	3-7	.429	3-4	.750	1	2	3	2.8	2	0	0	0	0	12	10.7
Saint Peter's	12/18/19	*	20:26	4-7	.571	4-6	.667	0-0	.000	1	0	1	2.6	1	0	0	0	0	12	10.8
New Hampshire	12/22/19	*	22:39	2-4	.500	2-4	.500	0-0	.000	0	3	3	2.6	3	0	0	0	0	6	10.4
NJIT	12/29/19	*	20:27	2-9	.222	1-5	.200	2-2	1.000	3	2	5	2.8	2	0	2	0	7	10.1	
at Cincinnati	01/01/20	*	15:38	0-4	.000	0-3	.000	0-0	.000	0	1	1	2.7	0	0	0	1	0	9.3	
at South Fla.	01/04/20	*	13:06	1-5	.200	1-2	.500	0-0	.000	0	2	2	2.6	0	1	0	0	0	3	8.9
Tulane	01/08/20	*	35:09	7-15	.467	2-7	.286	3-5	.600	6	5	11	3.2	0	0	0	0	0	19	9.5
Totals			15	375:36	45-108	.417	30-74	.405	23-29	.793	19	29	48	3.2	25	9	8	6	143	9.5

2018-19

Opponent	Date	GS	MIN	Total		3-Pointers		Free throws		Rebounds			PF	A	T/O	BLK	STL	PTS	AVG		
				FG-FGA	PCT	3FG-3FGA	PCT	FT-FTA	PCT	OFF	DEF	TOT								AVG	
Morehead St.	11/08/18	*	22:01	2-6	.333	1-4	.250	1-2	.500	2	1	3	3.0	5	1	0	1	0	6	6.0	
Kansas City	11/11/18	*	25:53	3-6	.500	2-4	.500	4-5	.800	2	1	3	3.0	0	0	0	0	1	12	9.0	
vs Syracuse	11/15/18	*	32:00	3-7	.429	2-4	.500	1-3	.333	1	3	4	3.3	2	1	1	3	0	9	9.0	
vs Iowa	11/16/18	*	20:00	2-7	.286	0-1	.000	0-0	.000	2	1	3	3.3	4	0	1	0	1	4	7.8	
Cornell	11/20/18	*	27:55	4-7	.571	1-2	.500	1-1	1.000	1	2	3	3.2	3	1	1	4	0	10	8.2	
New Hampshire	11/25/18	*	26:24	5-7	.714	1-3	.333	1-2	.500	1	2	3	3.2	2	2	0	0	0	12	8.8	
UMass Lowell	12/07/18	*	27:46	4-7	.571	1-4	.250	0-1	.000	0	1	1	2.9	0	3	1	0	1	9	9.9	
Arizona	12/02/18	*	21:04	3-6	.500	2-5	.400	0-0	.000	0	3	3	2.9	4	0	0	2	0	8	8.8	
Lafayette	12/05/18	*	26:36	6-12	.500	4-7	.571	0-0	.000	1	1	2	2.8	0	1	0	1	2	16	9.6	
vs Florida St.	12/08/18	*	19:19	2-5	.400	1-3	.333	0-0	.000	2	0	2	2.7	4	0	0	2	0	5	9.1	
Manhattan	12/15/18	*	27:08	1-4	.250	1-4	.250	5-6	.833	1	2	3	2.7	0	2	1	1	1	8	9.0	
Drexel	12/18/18	*	18:34	3-4	.750	3-3	1.000	0-0	.000	0	0	0	2.5	2	0	0	1	1	9	9.0	
vs Villanova	12/22/18	*	31:44	2-4	.500	0-1	.000	0-0	.000	0	0	0	2.3	3	0	0	0	0	4	8.6	
at South Fla.	01/02/19	*	27:00	1-10	.100	0-7	.000	2-2	1.000	0	1	1	2.2	3	0	1	2	1	4	8.3	
UCF	01/05/19	*	22:01	1-5	.200	0-3	.000	0-2	.000	2	3	5	2.4	2	2	0	0	1	2	7.9	
SMU	01/10/19	*	16:18	3-4	.750	1-2	.500	0-0	.000	1	1	2	2.4	4	1	1	0	0	7	7.8	
at Cincinnati	01/12/19	*	25:11	1-4	.250	1-4	.250	2-4	.500	0	1	1	2.3	3	0	0	0	0	5	7.6	
at Tulsa	01/16/19	*	28:16	2-7	.286	1-5	.200	0-0	.000	0	3	3	2.3	2	0	0	0	0	5	7.5	
Tulane	01/19/19	*	26:12	1-5	.200	0-3	.000	0-0	.000	0	0	0	2.2	1	2	0	2	0	2	7.2	
Wichita St.	01/26/19	*	29:43	4-8	.500	3-5	.600	1-2	.500	2	2	4	2.3	1	1	2	0	0	12	7.5	
at UCF	01/31/19	*	27:10	2-6	.333	2-5	.400	2-2	1.000	0	1	1	2.2	4	0	0	2	0	8	7.5	
East Carolina	02/03/19	*	26:54	5-8	.625	1-4	.250	2-2	1.000	2	0	2	2.2	2	0	0	2	0	11	7.7	
at Temple	02/06/19	*	29:08	0-4	.000	0-1	.000	0-0	.000	1	0	1	2.2	2	0	0	0	0	0	1.4	
at Memphis	02/10/19	*	33:03	7-12	.583	4-7	.571	2-4	.500	2	4	6	2.3	4	0	4	0	0	20	7.9	
Houston	02/14/19	*	33:50	3-7	.429	2-4	.500	1-2	.500	0	2	2	2.3	2	0	0	1	1	9	8.0	
at SMU	02/21/19	*	37:39	6-15	.400	5-9	.556	3-6	.667	3	0	3	2.3	0	1	2	0	1	19	8.4	
Cincinnati	02/24/19	*	32:13	2-4	.500	2-4	.500	0-0	.000	0	0	0	2.3	0	0	0	0	0	6	8.3	
at Wichita St.	02/28/19	*	26:15	2-6	.333	2-4	.500	0-0	.000	1	2	3	2.3	1	0	0	0	0	6	8.2	
South Fla.	03/03/19	*	28:55	2-3	.667	0-1	.000	4-5	.800	1	1	2	2.3	3	1	0	1	0	8	8.2	
Temple	03/07/19	*	30:23	4-9	.444	2-6	.333	3-6	.500	1	1	2	2.3	2	1	0	0	0	13	8.4	
at East Carolina	03/10/19	*	36:00	7-10	.700	5-7	.714	0-0	.000	1	0	1	2.3	3	1	2	0	0	19	8.7	
vs South Fla.	03/14/19	*	37:00	2-7	.286	2-5	.400	2-2	1.000	1	2	3	2.3	3	1	2	0	0	8	8.7	
vs Houston	03/15/19	*	27:45	0-8	.000	0-6	.000	0-0	.000	1	2	3	2.3	0	1	0	0	0	0	8.4	
Totals			32	907:20	95-224	.424	52-137	.380	36-56	.643	32	43	75	2.3	71	21	24	19	13	278	8.4

2017-18

Opponent	Date	GS	MIN	Total		3-Pointers		Free throws		Rebounds			PF	A	T/O	BLK	STL	PTS	AVG	
				FG-FGA	PCT	3FG-3FGA	PCT	FT-FTA	PCT	OFF	DEF	TOT								AVG
Colgate	11/10/17	*	30:00	2-5	.400	1-3	.333	4-4	1.000	1	3	4	4.0	1	0	0	1	9	9.0	
Stony Brook	11/14/17	*	20:00	2-4	.500	1-3	.333	1-2	.500	0	1	1	2.5	0	1	1	0	1	6	7.5
Boston U.	11/19/17	*	18:00	2-4	.500	0-0	.000	0-0	.000	2	0	2	2.3	0	0	0	0	0	4	6.3
vs Oregon	11/23/17	*	14:00	0-1	.000	0-1	.000	0-0	.000	0	1	1	2.0	0	0	0	0	0	0	4.8
vs Michigan St.	11/24/17	*	08:00	0-1	.000	0-0	.000	0-0	.000	0	0	0	1.6	2	0	0	0	0	0	3.8
vs Arkansas	11/26/17	*	15:00	1-2	.500	0-1	.000	0-0	.000	0	0	0	1.3	2	0	0	0	0	2	3.5
Columbia	11/29/17	*	26:00	1-5	.200	0-3	.000	2-2	1.000	0	1	1	1.3	2	0	1	1	1	4	3.6
Monmouth	12/02/17	*	04:00	0-2	.000	0-0	.000	0-0	.000	0	0	0</								

Isaiah WHALEY

5
Senior
Forward
6-9 • 230
Gastonia, N.C.

While at UConn: Has appeared in 83 games, starting 18, averaging 3.3 points and 2.9 rebounds with an overall field goal percentage of .555, which leads the team... Long, athletic big man with in impressive wingspan and quick jumping ability... Has eight double-figure scoring games and five double-doubles, all accomplished during the 2019-20 season... Worked his way into the UConn rotation as a freshman, starting 12

games, and averaged over 13 minutes of playing time per game... Has a knack for getting a hand on the ball and led the Huskies in 2017-18 in blocked shots as well as FG percentage of anyone who had over 15 shot attempts... Made case for himself to be integral part of the 2020-21 rotation with an impressive performance in final six games of 2019-20.

As a Junior in 2019-20: Appeared in 30 games, starting six, averaging career-bests of 6.0 points, 5.0 rebounds and 1.5 blocks per game... His .540 field goal percentage led the team... Stepped into starting lineup for last six games of the season and exploded, averaging 13.8 points, 8.7 rebounds, 2.5 blocks, and shot .588 overall and .793 from the foul line for those games, including three double-doubles, helping UConn go 5-1... Had career highs of 18 points and 14 rebounds in his first start of season in win over Temple.

As a Sophomore in 2018-19: Appeared in 23 games, scoring 19 points, grabbing 24 rebounds and shooting .667 overall in limited minutes... Best performance was against USF (3/14/19) at the AAC Championship in Memphis, when he equaled a career-high with 8 points and grabbed 4 rebounds in 11 minutes... Scored 4 points at SMU (2/21/19) and against UMass Lowell (11/27/18)... Had 2 blocks in 7 minutes vs. Morehead State (11/8/18).

As a Freshman in 2017-18: Appeared in 30 games, starting 12, including nine



ISAIAH WHALEY CAREER STATISTICS

YEAR	GP-GS	MIN/AVG	Total FG-FGA	PCT	3-Point FG-FGA	PCT	FT-FTA	PCT	Rebs OFF-DEF	TOT	AVG	PF-FO	AST	TO	BLK	STL	PTS/AVG
2017-18	30-12	414/13.8	29-52	.558	0-0	.000	19-28	.679	34-33	67	2.2	47-0	10	12	30	11	77/2.6
2018-19	23-0	83/3.6	8-12	.667	0-0	.000	3-9	.333	8-16	24	1.0	17-1	0	5	5	3	19/0.8
2019-20	30-6	563/18.8	68-126	.540	0-0	.000	44-60	.733	60-89	149	5.0	68-2	17	27	46	19	180/6.0
TOTALS	83-18	1058/12.8	106-191	.555	0-0	.000	66-97	.680	102-138	240	2.9	132-3	27	44	81	33	278/3.3
Conference YEAR	GP-GS	MIN/AVG	Total FG-FGA	PCT	3-Point FG-FGA	PCT	FT-FTA	PCT	Rebs OFF-DEF	TOT	AVG	PF-FO	AST	TO	BLK	STL	PTS/AVG
2017-18	18-9	291/16.2	19-38	.500	0-0	.000	13-19	.684	23-24	47	2.6	36-0	7	8	22	7	51/2.8
2018-19	12-0	32/2.7	3-5	.600	0-0	.000	1-3	.333	5-3	8	0.7	3-0	0	3	2	1	7/0.6
2019-20	18-6	420/23.3	54-92	.587	0-0	.000	40-52	.769	50-68	118	6.6	45-1	12	20	35	15	148/8.2
TOTALS	48-15	743/15.5	76-135	.563	0-0	.000	54-74	.730	78-95	173	3.6	84-1	19	31	59	23	206/4.3



**ISAIAH WHALEY
CAREER HIGH
PERFORMANCES**

Points	18	Career -- All Games	18	Career-- Conference	18
FG Made	8		Two Times		Two times
FG Atts.	14		Temple (2/20/20)		Temple (2/20/20)
3-Pt. FG	-		Temple (2/20/20)		Temple (2/20/20)
3-Pt. FGA	-		---		---
FT	6		E. Carolina (2/29/20)		E. Carolina (2/29/20)
FT Att.	8		Houston (3/5/20)		Houston (3/5/20)
Off. Reb.	6		Tulane (3/8/20)		Tulane (3/8/20)
Def. Reb.	10		Temple (2/20/20)		Temple (2/20/20)
Total Reb.	14		Temple (2/20/20)		Temple (2/20/20)
Assists	3		Memphis (2/1/20)		Memphis (2/1/20)
TO	4		Twice		Twice
Blocks	6		Memphis (2/16/20)		Memphis (2/16/20)
Steals	4		Houston (1/23/20)		Houston (1/23/20)
Minutes	41		Tulsa (1/3/18)		Tulsa (1/3/18)



ISAIAH WHALEY GAME-BY-GAME STATISTICS

2019-2020

Opponent	Date	GS	MIN	Total			3-Pointers			Free throws			Rebounds				PF	A	T/O	BLK	STL	PTS	AVG
				FG-FGA	PCT	3FG-3FGA	PCT	FT-FTA	PCT	OFF	DEF	TOT	AVG										
Sacred Heart	11/08/2019	10:18	2-4	.500	0-0	.000	2-2	1.000	2	2	4	4.0	4	1	0	1	0	6	6.0				
Saint Joseph's	11/13/2019	09:42	0-1	.000	0-0	.000	0-0	.000	1	0	1	2.5	1	0	0	0	0	0	3.0				
Florida	11/17/2019	16:53	3-4	.750	0-0	.000	1-2	.500	0	6	6	3.7	1	0	0	1	0	7	4.3				
vs Buffalo	11/21/2019	08:00	0-5	.000	0-0	.000	0-0	.000	1	1	2	3.3	0	0	1	1	0	0	3.3				
vs Xavier	11/22/2019	12:00	0-2	.000	0-0	.000	0-0	.000	0	1	1	2.8	5	0	2	1	0	0	2.6				
vs Miami (FL)	11/24/2019	11:00	2-5	.400	0-0	.000	0-0	.000	2	1	3	2.8	2	0	0	1	0	4	2.8				
Maine	12/01/2019	11:36	0-2	.000	0-0	.000	1-2	.500	0	1	1	2.6	1	1	0	0	0	0	2.6				
Iona	12/04/2019	06:59	2-3	.667	0-0	.000	0-0	.000	1	0	1	2.4	1	0	0	0	0	4	2.4				
vs Indiana	12/10/2019	01:54	0-0	.000	0-0	.000	0-0	.000	0	0	0	2.1	0	0	0	0	0	0	2.4				
Saint Peter's	12/18/2019	16:00	2-3	.667	0-0	.000	0-0	.000	1	1	2	2.1	2	0	1	2	2	4	2.6				
New Hampshire	12/22/2019	21:45	3-3	1.000	0-0	.000	0-2	.000	1	5	6	2.5	4	2	1	1	6	2.9					
NJIT	12/29/2019	16:49	0-2	.000	0-0	.000	0-0	.000	1	3	4	2.6	2	1	1	3	1	0	2.7				
at Cincinnati	01/01/2020	20:14	0-2	.000	0-0	.000	0-0	.000	1	5	6	2.8	3	0	0	4	0	0	2.5				
at South Fla.	01/04/2020	20:52	3-5	.600	0-0	.000	1-1	1.000	2	3	5	3.0	2	0	2	1	1	7	2.8				
Tulane	01/08/2020	04:21	1-2	.500	0-0	.000	0-0	.000	1	0	1	2.9	0	0	0	0	0	0	2.7				
Wichita St.	01/12/2020	06:04	0-0	.000	0-0	.000	2-3	.667	0	0	0	2.7	1	0	0	0	0	0	2.7				
at Houston	01/23/2020	27:21	4-6	.667	0-0	.000	5-6	.833	2	9	11	3.2	4	1	1	0	4	13.3					
Tulsa	01/26/2020	06:02	0-0	.000	0-0	.000	1-2	.500	0	0	0	3.0	4	1	0	0	0	1	3.2				
Temple	01/29/2020	17:16	4-7	.571	0-0	.000	2-2	1.000	4	2	6	3.2	1	1	0	2	2	10	3.5				
at Memphis	02/01/2020	27:05	4-6	.667	0-0	.000	0-0	.000	5	4	9	3.5	5	3	4	1	1	8	3.8				
at Tulsa	02/06/2020	23:06	3-3	1.000	0-0	.000	4-4	1.000	4	8	12	3.9	4	0	4	1	1	10	4.0				
Cincinnati	02/09/2020	15:36	0-0	.000	0-0	.000	1-2	.500	1	1	2	3.8	3	2	1	5	0	1	3.9				
at SMU	02/12/2020	21:12	3-3	1.000	0-0	.000	0-1	.000	4	3	7	3.9	1	0	0	0	1	6	4.0				
Memphis	02/16/2020	34:39	2-7	.286	0-0	.000	1-2	.500	4	3	7	4.0	2	0	1	6	1	5	4.0				
at Temple	02/20/2020 *	38:04	8-14	.571	0-0	.000	2-2	1.000	4	10	14	4.4	4	0	3	2	1	18	4.6				
South Fla.	02/26/2020 *	35:44	2-4	.500	0-0	.000	4-5	.800	1	4	5	4.5	1	1	0	4	2	8	4.7				
UCF	02/26/2020 *	31:39	7-9	.778	0-0	.000	4-4	1.000	5	6	11	4.7	2	1	2	2	1	18	5.2				
at East Carolina	02/29/2020 *	27:19	5-7	.714	0-0	.000	6-7	.857	4	3	7	4.8	4	1	0	1	0	16	5.6				
Houston	03/05/2020 *	32:06	4-6	.667	0-0	.000	5-8	.625	2	3	5	4.8	2	0	0	1	1	13	5.9				
at Tulane	03/08/2020 *	31:01	4-11	.364	0-0	.000	2-3	.667	6	4	10	5.0	2	1	2	5	0	10	6.0				
Totals			6	562:36	68-126	.540	0-0	.000	44-60	.733	60	89	149	5.0	68	17	27	46	19	180	6.0		

2018-19

Opponent	Date	GS	MIN	Total			3-Pointers			Free throws			Rebounds				PF	A	T/O	BLK	STL	PTS	AVG
				FG-FGA	PCT	3FG-3FGA	PCT	FT-FTA	PCT	OFF	DEF	TOT	AVG										
Morehead St.	11/08/2018	06:37	0-0	.000	0-0	.000	0-0	.000	0	0	0	0.0	0	1	1	1.0	0	0	0	2	0	0.0	
vs Syracuse	11/15/2018	03:00	0-0	.000	0-0	.000	0-0	.000	0	0	0	0.0	0	1	1	1.0	0	0	0	1	1	0.0	
vs Iowa	11/16/2018	03:00	0-0	.000	0-0	.000	0-0	.000	0	0	0	0.0	0	0	0	0.7	2	0	0	0	0	0.0	
New Hampshire	11/25/2018	03:59	0-0	.000	0-0	.000	0-0	.000	0	0	0	0.5	2	0	0	0.5	2	0	0	0	0	0.0	
UMass Lowell	11/27/2018	04:54	2-4	.500	0-0	.000	0-0	.000	1	2	3	1.0	3	0	0	3	0	0	0	4	0	4.8	
Lafayette	12/05/2018	03:27	0-0	.000	0-0	.000	0-0	.000	0	0	0	0.8	0	0	0	0.8	0	0	0	0	0	0.7	
Manhattan	12/15/2018	02:04	0-0	.000	0-0	.000	0-0	.000	0	0	0	0.9	2	0	0	0.9	2	0	0	0	0	0.6	
Drexel	12/18/2018	04:35	0-0	.000	0-0	.000	0-0	.000	0	4	4	1.3	0	0	1	0	0	0	0	0	0.5		
vs Villanova	12/22/2018	02:02	0-0	.000	0-0	.000	0-2	.000	1	1	2	1.3	0	0	0	0	0	0	0	0	0	0.4	
at South Fla.	01/02/2019	04:00	0-0	.000	0-0	.000	0-1	.000	0	1	1	1.3	0	0	1	1	0	0	0	0	0	0.4	
SMU	01/10/2019	03:07	0-1	.000	0-0	.000	0-0	.000	1	0	1	1.3	1	0	0	1	0	0	0	0	0	0.4	
at Cincinnati	01/12/2019	03:24	0-0	.000	0-0	.000	0-0	.000	0	0	0	1.2	0	0	0	0	0	0	0	0	0	0.3	
Tulane	01/19/2019	05:12	0-1	.000	0-0	.000	0-0	.000	1	0	1	1.2	1	0	1	0	1	0	0	0	0	0.3	
Wichita St.	01/26/2019	02:17	0-0	.000	0-0	.000	1-2	.500	0	0	0	1.1	0	0	0	0	0	0	0	0	0	0.3	
at UCF	01/31/2019	00:03	0-0	.000	0-0	.000	0-0	.000	0	0	0	1.0	0	0	0	0	0	0	0	0	0	0.3	
East Carolina	02/03/2019	03:20	0-0	.000	0-0	.000	0-0	.000	0	1	1	1.0	1	0	0	0	0	0	0	0	0	0.3	
at Temple	02/06/2019	03:42	0-0	.000	0-0	.000	0-0	.000	0	1	1	1.0	0	0	0	0	0	0	0	0	0	0.3	
Houston	02/14/2019	00:02	0-0	.000	0-0	.000	0-0	.000	0	0	0	0.9	0	0	0	0	0	0	0	0	0	0.3	
at SMU	02/21/2019	04:09	2-2	1.000	0-0	.000	0-0	.000	2	0	2	1.0	0	0	0	0	0	0	0	0	0	4.5	
South Fla.	03/03/2019	01:39	1-1	1.000	0-0	.000	0-0	.000	1	0	1	1.0	0	0	1	0	0	0	0	0	0	2.0	
at East Carolina	03/10/2019	01:00	0-0	.000	0-0	.000	0-0	.000	0	0	0	1.0	0	0	0	0	0	0	0	0	0	0.5	
vs South Fla.	03/14/2019	11:15	3-3	1.000	0-0	.000	2-4	.500	1	3	4	1.1	5	0	1	0	1	0	8	0.9			
vs Houston	03/15/2019	05:01	0-0	.000	0-0	.000	0-0	.000	0	0	0	1.0	0	0	0	0	0	0	0	0	0	0.8	
Totals			0	81:49	8-12	.667	0-0	.000	3-9	.333	8	16	24	1.0	17	0	5	3	19	0	8.8		

2017-18

Opponent	Date	GS	MIN	Total			3-Pointers			Free throws			Rebounds				PF	A	T/O	BLK	STL	PTS	AVG
				FG-FGA	PCT	3FG-3FGA	PCT	FT-FTA	PCT	OFF	DEF	TOT	AVG										
Colgate	11/10/2017	15:00	3-4	.750	0-0	.000	2-2	1.000	3	1	4	4.0	1	0	2	3	1	8	8.0				
Stony Brook	11/14/2017	08:00	0-0	.000	0-0	.000	0-0	.000	0	0	0	2.0	0	0	1	1	1	0	0	0	0	4.0	
Boston U.	11/19/2017	04:00	0-0	.000	0-0	.000	0-0	.000	0	0	0	1.3	1	0	0	0	0	0	0	0	0	2.7	
vs Oregon	11/23/2017	06:00	0-1	.000	0-0	.000	0-1	.000	2	0	2	1.5	0	0	0	0	0	0	0	0	0	2.0	
vs Michigan St.	11/24/2017	02:00	0-0	.000	0-0	.000	0-0	.000	0	0	0	1.2	0	0	0	0	0	0	0	0	0	1.6	
vs Arkansas	11/26/2017	06:00	0-0	.000																			

R.J. COLE

1

R-Junior
Guard

6-1 • 185

Union, N.J.

While at UConn: Sat out the 2019-20 season as a transfer, but was able to practice with the Huskies... Named to 2019-20 AAC All-Academic Team... Enters 2020-21 season with two seasons of eligibility remaining.

Before UConn: Came to UConn following two years at Howard University (Washington D.C.)... Had two stellar seasons at Howard, named the Mid-Eastern Athletic Conference Rookie of the Year in

2017-18 and the MEAC Player of the Year in 2018-19... Named AP Honorable Mention All-American and First Team All-ECAC in 2018-19... Appeared in 67 games at Howard, starting 66, and averaged 22.5 points, 4.0 rebounds, 6.2 assists, and shot .404 overall and .370 from three-point range... Reached 1,000 career points in 44 games, faster than any player in Howard history... Left Howard with 1,510 points and 418 assists.

As a Sophomore in 2018-19 (at Howard University): Appeared in all 34 games, starting 33, averaging 21.4 points, 4.1 rebounds, 6.4 assists, 1.8 steals, with a 2.0 assist-to-turnover ratio... MEAC Player of the Year after leading conference in scoring for second straight season... First Team All-ECAC... AP Honorable Mention All-American... Named MEAC Player of the Week five times... Scored double-figures in all 34 games, recorded 21 20-point games, including a season-high 36 with 7 three-pointers and 7 assists, at Norfolk State in last regular-season game.

As a Freshman in 2017-18 (at Howard University): Started all 33 games as a true freshman, averaging 23.7 points, 3.9 rebounds, 6.1 assists, 1.7 steals per game... Led conference in scoring and ranked seventh nationally, also led league in assists and steals... MEAC Rookie of the Year after earning MEAC Rookie of the Week honors a record 13 times... ECAC Rookie of the Year... Named BOXTOROW National Player of the Year... Scored double figures in all 33 games, while scoring 20-plus points in 25 games, 30-plus points in five games, and a career-high 42 points against North Carolina Wilmington (12/22/17).



R.J. COLE CAREER STATISTICS

YEAR	GP-GS	MIN/AVG	Total FG-FGA	PCT	3-Point FG-FGA	PCT	FT-FTA	PCT	Rebs OFF-DEF	TOT	AVG	PF-FO	AST	TO	BLK	STL	PTS/AVG
*2017-18	33-33	1252/37.9	241-612	.394	109-304	.359	191-248	.770	27-103	130	3.9	87-1	200	127	0	57	782/23.7
*2018-19	34-33	1209/35.6	218-525	.415	84-217	.387	208-254	.819	24-116	140	4.1	76-0	218	110	1	64	728/21.4
TOTALS	67-66	2461/36.7	459-1137	.404	193-521	.370	399-502	.795	51-219	270	4.0	163-1	418	237	1	121	1510/22.5
Conference			Total		3-Point				Rebs								
YEAR	GP-GS	MIN/AVG	FG-FGA	PCT	FG-FGA	PCT	FT-FTA	PCT	OFF-DEF	TOT	AVG	PF-FO	AST	TO	BLK	STL	PTS/AVG
*2017-18	16-16	635/39.7	128-313	.409	62-175	.354	93-131	.710	18-52	70	4.4	39-0	99	69	0	27	411/25.7
*2018-19	16-15	592/37.0	103-231	.446	45-99	.455	106-129	.822	11-51	62	3.9	38-0	91	54	0	28	357/22.3
TOTALS	32-31	1227/38.3	231-544	.425	107-274	.391	199-260	.765	29-103	132	4.1	77-0	190	123	0	55	768/24.0

* -- at Howard University (Mid-Eastern Athletic Conference)



**R.J. COLE
CAREER HIGH
PERFORMANCES***

Points
FG Made
FG Atts.
3-Pt. FG
3-Pt. FGA
FT
FT Att.
Off. Reb.
Def. Reb.
Total Reb.
Assists
TO
Blocks
Steals
Minutes

Career -- All Games

42	UNCW (12/22/17)
13	UNCW (12/22/17)
23	Five times
7	Norfolk St. (3/7/19)
16	Two times
14	Beth-Cook (2/11/19)
17	Hampton (12/22/18)
4	NCAT (1/11/18)
12	Coast. Carol. (3/20/19)
12	Coast. Carol. (3/20/19)
10	Three times
11	Fla. A&M (1/5/19)
1	Harvard (1/21/19)
6	Morgan St. (2/25/19)
45	Three times

**Career-- MEAC
Regular Season Games**

36	Norfolk St. (3/7/19)
10	Two times
15	Four times
7	Norfolk St. (3/7/19)
16	Two times
14	Beth-Cook (2/11/19)
15	Beth-Cook (2/11/19)
4	NCAT (1/22/18)
7	Three times
9	UMES (2/12/18)
10	Two times
11	Fla. A&M (1/5/19)
--	--
6	Morgan St. (2/25/19)
45	Three times



* -- at Howard University



R.J. COLE GAME-BY-GAME STATISTICS

2018-19 (at Howard University)

Opponent	Date	gs	min	Total		3-Pointers		Free throws		Rebounds				pf	a	t/o	blk	stl	pts	avg	
				fg	fqa	pct	3fg	3fqa	pct	ft	fta	pct	off								def
WASHINGTON ADVENTIS	11/07/18	*	22	6-17	.353	3-7	.429	7-8	.875	0	2	2	2.0	2	8	0	0	3	22	22.0	
CENTRAL PENN	11/11/18	*	21	5-12	.417	1-5	.200	3-3	1.000	0	1	1	1.5	2	8	0	0	1	14	18.0	
REGENT	11/13/18	*	19	6-11	.545	3-6	.500	5-5	1.000	3	3	6	3.0	2	7	4	0	3	20	18.7	
at Massachusetts	11/16/18	*	38	4-17	.235	1-8	.125	8-8	1.000	0	5	5	3.5	3	7	4	0	2	17	18.3	
at Southern Illinois	11/19/18	*	40	9-20	.450	4-11	.364	1-1	1.000	1	3	4	3.6	3	9	3	0	2	23	19.2	
at Little Rock	11/23/18	*	33	9-23	.391	4-12	.333	4-4	1.000	0	2	2	3.3	1	3	2	0	1	26	20.3	
vs Cal Baptist	11/24/18	*	39	10-17	.588	4-8	.500	7-8	.875	0	6	6	3.7	1	5	3	0	2	31	21.9	
at Appalachian State	12/4/18	*	38	6-15	.400	0-3	.000	7-9	.778	1	2	3	3.6	1	6	4	0	3	19	21.5	
AMERICAN	12/08/18	*	34	8-15	.533	1-3	.333	4-5	.800	2	5	7	4.0	3	10	5	0	1	21	21.4	
at George Washington	12/14/18	*	40	4-19	.211	0-5	.000	7-8	.875	2	4	6	4.2	1	7	2	0	1	15	20.8	
at Fordham	12/16/18	*	37	4-10	.400	2-3	.667	8-14	.571	0	1	1	3.9	3	5	4	0	1	18	20.5	
at Ball St.	12/20/18	*	30	3-12	.250	2-7	.286	3-4	.750	0	1	1	3.7	2	8	0	0	0	11	19.8	
vs Hampton University	12/22/18	*	40	7-19	.368	2-6	.333	13-17	.765	1	5	6	3.8	2	6	6	0	4	29	20.5	
at Georgetown	12/29/18	*	36	9-21	.429	2-5	.400	8-8	1.000	1	1	2	3.7	1	6	6	0	2	28	21.0	
FLORIDA A&M	01/05/19	*	36	4-9	.444	1-3	.333	10-12	.833	1	0	1	3.5	4	3	11	0	1	19	20.9	
at Maryland Eastern Shore	1/7/19	*	32	7-12	.583	4-5	.800	8-9	.889	0	7	7	3.8	0	5	1	0	1	26	21.2	
BETHUNE COOKMAN	01/12/19	*	39	5-13	.385	0-4	.000	10-12	.833	3	4	4	3.8	3	5	3	0	1	20	21.1	
MORGAN STATE	01/15/19	*	42	4-9	.444	2-4	.500	2-7	.286	3	2	5	3.8	4	6	5	0	1	12	20.6	
at S.C.State	1/19/19	*	43	8-14	.571	4-7	.571	6-6	1.000	0	4	4	3.8	3	6	4	0	1	26	20.9	
HARVARD	01/21/19	*	37	7-18	.389	2-8	.250	5-8	.625	1	2	3	3.8	3	8	2	1	2	21	20.9	
DELAWARE STATE	01/26/19	*	36	6-14	.429	3-9	.333	5-6	.833	0	2	2	3.7	2	5	1	0	1	20	20.9	
MARYLAND EASTERN SH	01/28/19	*	33	4-12	.333	1-5	.200	1-1	1.000	1	1	2	3.6	1	8	2	0	3	10	20.4	
NORFOLK STATE	02/02/19	*	37	8-17	.471	5-10	.500	8-11	.727	0	5	5	3.7	2	6	3	0	2	29	20.7	
at Florida A&M	2/9/19	*	40	7-18	.389	6-10	.600	0-0	.000	1	3	4	3.7	1	7	3	0	0	20	20.7	
at Bethune-Cookman	02/11/19	*	34	7-17	.412	4-6	.667	14-15	.933	2	4	6	3.8	3	6	2	0	1	32	21.2	
NORTH CAROLINA A&S	02/16/19	*	37	5-14	.357	0-2	.000	10-10	1.000	0	2	2	3.7	3	6	2	0	1	20	21.1	
NORTH CAROLINA CENT	02/18/19	*	32	8-14	.571	0-2	.000	10-11	.909	0	4	4	3.7	2	5	2	0	2	26	21.3	
at Coppin State	02/23/19	*	37	7-17	.412	2-8	.250	3-6	.500	1	3	4	3.8	1	7	3	0	2	19	21.2	
at Morgan State	02/25/19	*	39	5-15	.333	1-4	.250	8-9	.889	1	4	5	3.8	3	4	5	0	6	19	21.1	
at Savannah State	3/2/19	*	39	8-17	.471	5-10	.500	2-3	.667	1	5	6	3.9	3	5	5	0	3	23	21.7	
at Norfolk State	03/07/19	*	36	10-19	.526	7-10	.700	9-11	.818	0	1	1	3.8	3	7	2	0	2	36	21.7	
vs Bethune-Cookman	3/14/19	*	39	8-14	.571	3-6	.500	4-4	1.000	1	5	6	3.8	1	9	5	0	3	23	21.7	
vs Norfolk State	3/15/19	*	40	6-16	.375	3-7	.429	4-7	.571	0	5	5	3.9	3	7	3	0	2	19	21.6	
at Coastal Caro.	03/20/19	*	34	4-18	.222	2-8	.250	4-4	1.000	0	12	12	4.1	4	8	3	0	3	14	21.4	
Totals			33	1209	218-525	.415	84-217	.387	208-254	.819	24	116	140	4.1	76	218	110	1	64	728	21.4

2017-18 (at Howard University)

Opponent	Date	gs	min	Total		3-Pointers		Free throws		Rebounds				pf	a	t/o	blk	stl	pts	avg
				fg	fqa	pct	3fg	3fqa	pct	ft	fta	pct	off							
at George Washington	11/10/17	*	34	5-16	.313	2-7	.286	11-14	.786	0	3	3	3.0	4	6	3	0	2	23	23.0
at Indiana	11/12/17	*	39	8-22	.364	5-8	.625	6-6	1.000	1	1	2	2.5	4	8	1	0	1	27	25.0
at Gonzaga	11/14/17	*	30	5-17	.294	2-8	.250	4-5	.800	1	0	1	2.0	1	4	3	0	0	16	22.0
at Eastern Michigan	11-18-17	*	36	5-13	.385	2-8	.250	3-5	.600	0	5	5	2.8	2	7	3	0	4	15	20.3
at Arkansas State	11/20/17	*	39	7-19	.368	0-2	.000	8-8	1.000	0	1	1	2.4	3	5	4	0	3	22	20.6
at USF	11/22/17	*	33	5-14	.357	1-5	.200	6-6	1.000	0	2	2	2.3	4	6	3	0	1	17	20.0
at Liberty	11-27-17	*	33	4-13	.308	0-4	.000	4-5	.800	1	2	3	2.4	3	7	2	0	0	12	18.9
CENTRAL PENN	11/30/17	*	37	7-18	.389	3-11	.273	3-5	.600	0	2	2	2.4	3	9	5	0	3	20	19.0
PENN	12/4/17	*	37	8-18	.444	3-6	.500	5-7	.714	0	3	3	2.4	4	4	4	0	2	24	19.6
at Georgetown	12/07/17	*	38	6-19	.316	3-9	.333	2-2	1.000	0	3	3	2.5	2	8	1	0	1	17	19.3
at AMERICAN	12/9/17	*	34	4-17	.235	1-4	.250	6-8	.750	1	4	5	2.7	5	6	6	0	2	15	18.9
WASHINGTON ADVENTIS	12/14/17	*	40	8-20	.400	4-12	.333	10-10	1.000	1	1	2	2.7	2	6	3	0	0	30	19.8
at Jacksonville State	12/18/17	*	40	9-19	.474	6-11	.545	3-4	.750	1	4	5	2.8	2	7	6	0	3	27	20.4
at UTEP	12/21/17	*	38	5-19	.263	3-9	.333	4-4	1.000	2	6	8	3.2	1	3	3	0	0	17	20.1
vs UNCW	12/22/17	*	40	13-22	.591	5-8	.625	11-13	.846	1	5	6	3.4	1	4	2	0	4	42	21.6
at Hawaii	12/29/17	*	34	6-15	.400	3-5	.600	7-8	.875	0	3	3	3.4	3	5	5	0	1	22	21.6
at Florida A&M	01/03/18	*	40	9-22	.409	3-7	.429	9-13	.692	1	2	3	3.4	4	7	5	0	1	30	22.1
BETHUNE-COOKMAN	01/06/18	*	45	9-19	.474	6-13	.462	8-11	.727	0	2	2	3.3	1	8	5	0	0	32	22.7
at S.C. State	1/13/17	*	45	9-23	.391	6-16	.375	3-4	.750	0	2	2	3.2	3	5	4	0	1	27	22.9
at Savannah State	01/15/18	*	38	8-22	.364	5-12	.417	6-8	.750	1	7	8	3.5	1	4	5	0	2	27	23.1
NORTH CAROLINA CENT	01/20/18	*	45	9-22	.409	4-12	.333	7-9	.778	1	1	2	3.4	3	6	4	0	3	29	23.4
NCAT	01/22/18	*	39	7-23	.304	4-15	.267	5-11	.455	4	2	6	3.5	2	7	4	0	2	23	23.4
at Md. Eastern Shore	01/27/18	*	34	10-18	.556	5-11	.455	3-4	.750	0	6	6	3.6	1	3	3	0	3	28	23.6
FLORIDA A&M	02/03/18	*	44	8-23	.348	5-14	.357	3-6	.500	1	4	5	3.7	3	8	5	0	2	24	23.6
at MORGAN STATE	02/05/18	*	36	8-15	.533	5-9	.556	9-11	.818	1	3	4	3.7	3	4	7	0	2	30	23.8
HAMPTON UNIVERSITY	02/08/18	*	38	8-23	.348	2-9	.222	9-12	.750	1	2	3	3.7	4	6	4	0	2	27	24.0
MD. EASTERN SHORE	02/12/18	*	36	6-13	.462	3-6	.500	3-6	.500	2	7	9	3.9	3	6	8	0	2	18	23.7
at NCAT	2/17/18	*	40	7-18	.389	2-8	.250	5-6	.833	1	3	4	3.9	2	5	3	0	2	21	23.6
at North Carolina Central	02/19/18	*	38	8-16	.500	3-8	.375	5-6	.833	3	1	4	3.9	0	3	2	0	0	24	23.7
DELAWARE STATE	02/24/18	*	40	6-16	.375	1-9	.111	12-12	1.000	0	2									

Brendan ADAMS

10

Junior
Guard

6-4 • 195

Baltimore, Md.

While at UConn: Has appeared in 62 games for UConn, starting two, and averaging 5.0 points and 1.7 rebounds... Improved dramatically from his freshman to his sophomore season, almost tripling his scoring average, almost doubling his rebound average, and upping his fg percentage from .301 to .394... Became a dependable reserve, averaging 22 minutes a game... Strong, athletic guard who could also see time as a small forward... Can add depth at a number of positions... Dan Hurley's first recruit at UConn.

As a Sophomore in 2019-20: Appeared in 31 games, with one start, averaging 7.4 points, 2.2 rebounds and considerably upping his fg percentage and 3-point percentage from his freshman year... Had 12 double-figure scoring games, all while coming off the bench... Scored a career-high 20 points in Charleston Classic win over Buffalo... Came off the bench to score 16 points and pull down 5 rebounds in overtime win over Cincinnati... Honored on UConn's 3.0 GPA Night and named to AAC All-Academic Team.

As a Freshman in 2018-19: Appeared in 31 games, making one start against Cincinnati (2/24/19), and averaging 2.6 points, 1.2 rebounds and handing out 22 assists... Had season-highs of 11 points and 6 rebounds in non-conference game against Lafayette (12/5/18)... Best conference performance was 9-point, 3-rebound effort at Wichita State (2/28/19)... Did not miss a free throw (7-of-7) in conference play, going 3-of-3 during the regular season and 4-of-4 in AAC Championship quarterfinal game against Houston... Finished third on the team in free throw percentage (.792).

Before College: Was originally recruited to play for Coach Dan Hurley at Rhode Island, but switched his commitment to UConn after Hurley became the Huskies' head coach... Came to UConn after four years at Calvert Hall College High School (Baltimore, Md.), playing under Coach John Bauersfeld...



BRENDAN ADAMS CAREER STATISTICS

YEAR	GP-GS	MIN/AVG	Total FG-FGA	PCT	3-Point FG-FGA	PCT	FT-FTA	PCT	Rebs OFF-DEF	TOT	AVG	PF-FO	AST	TO	BLK	STL	PTS/AVG
2018-19	31-1	394/12.7	25-83	.301	12-51	.235	19-24	.792	11-27	38	1.2	31-0	22	13	1	6	81/2.6
2019-20	31-1	681/22.0	74-188	.394	30-108	.278	50-69	.725	21-48	69	2.2	54-1	34	42	4	16	228/7.4
TOTALS	62-2	1073/17.3	99-271	.365	42-159	.264	69-93	.742	32-75	105	1.7	85-1	56	55	5	22	309/5.0
Conference YEAR	GP-GS	MIN/AVG	Total FG-FGA	PCT	3-Point FG-FGA	PCT	FT-FTA	PCT	Rebs OFF-DEF	TOT	AVG	PF-FO	AST	TO	BLK	STL	PTS/AVG
2018-19	16-1	203/12.7	10-37	.270	6-24	.250	3-3	1.000	6-13	19	1.2	11-0	9	5	0	2	29/1.8
2019-20	18-1	426/23.7	39-119	.328	20-75	.267	30-44	.682	14-31	45	2.5	36-0	21	26	2	9	128/7.1
TOTALS	34-2	629/18.5	49-156	.314	26-99	.263	33-47	.702	20-44	64	1.9	47-0	30	31	2	11	157/4.6



**BRENDAN ADAMS
CAREER HIGH
PERFORMANCES**

Points
FG Made
FG Atts.
3-Pt. FG
3-Pt. FGA
FT
FT Att.
Off. Reb.
Def. Reb.
Total Reb.
Assists
TO
Blocks
Steals
Minutes

Career -- All Games
20 Buffalo (11/21/19)
6 Cincinnati (2/9/20)
11 Three times
4 Cincinnati (2/9/20)
8 Cincinnati (2/9/20)
8 Buffalo (11/21/19)
10 Buffalo (11/21/19)
3 SMU (2/12/20)
6 Houston (3/5/20)
6 Three times
4 USF (2/23/20)
3 Six times
1 Five times
4 Maine (12/1/19)
34 Temple (2/20/20)

**Career-- AMERICAN
Regular Season Games**
16 Cincinnati (2/9/20)
6 Cincinnati (2/9/20)
11 Two times
4 Cincinnati (2/9/20)
8 Cincinnati (2/9/20)
7 Temple (1/29/20)
8 Temple (1/29/20)
3 SMU (2/12/20)
6 Houston (3/5/20)
6 Houston (3/5/20)
4 USF (2/23/20)
3 Three times
1 Two times
2 Two times
34 Temple (2/20/20)



BRENDAN ADAMS GAME-BY-GAME STATISTICS

2019-20

Opponent	Date	GS	MIN	Total		3-Pointers		Free throws		Rebounds			PF	A	T/O	BLK	STL	PTS	AVG
				FG-FGA	PCT	3FG-3FGA	PCT	FT-FTA	PCT	OFF	DEF	TOT							
Sacred Heart	11/08/2019	25:53	5-8	.625	1-3	.333	4-5	.800	1	5	6	6.0	1	2	1	0	1	15	15.0
Saint Joseph's	11/13/2019	10:15	1-2	.500	1-1	1.000	0-0	.000	0	0	0	3.0	1	1	2	0	0	3	9.0
Florida	11/17/2019	10:26	0-3	.000	0-1	.000	0-0	.000	0	0	0	2.0	0	0	0	0	0	0	6.0
vs Buffalo	11/21/2019	25:00	5-6	.833	2-2	1.000	8-10	.800	2	1	3	2.3	1	2	1	0	1	20	9.5
vs Xavier	11/22/2019	28:00	2-4	.500	1-3	.333	2-2	1.000	1	1	2	2.2	0	1	0	0	0	7	9.0
vs Miami (FL)	11/24/2019	21:00	4-9	.444	2-5	.400	3-3	1.000	1	0	1	2.0	1	2	0	0	0	13	9.7
Maine	12/01/2019	25:01	5-11	.455	1-5	.200	0-0	.000	1	1	2	2.0	3	1	0	0	4	11	9.9
Iona	12/04/2019	20:30	1-4	.250	0-2	.000	3-4	.750	0	0	0	1.8	1	1	3	1	0	5	9.3
vs Indiana	12/10/2019	17:03	0-2	.000	0-2	.000	0-0	.000	0	3	3	1.9	1	0	3	1	0	0	8.2
Saint Peter's	12/18/2019	17:35	2-4	.500	0-2	.000	0-0	.000	1	0	1	1.8	1	0	3	1	0	4	7.8
New Hampshire	12/22/2019	19:18	3-5	.600	0-2	.000	0-1	.000	0	3	3	1.9	3	2	1	0	0	6	7.6
NJIT	12/29/2019	17:49	5-7	.714	2-3	.667	0-0	.000	0	3	3	2.0	1	1	1	0	0	12	8.0
at Cincinnati	01/01/2020	17:33	4-8	.500	2-4	.500	1-1	1.000	0	1	1	1.9	2	1	3	1	0	11	8.2
at South Fla.	01/04/2020	24:48	2-7	.286	2-4	.500	1-3	.333	0	4	4	2.1	1	0	1	0	1	7	8.1
Tulane	01/08/2020	15:59	0-2	.000	0-2	.000	0-0	.000	1	1	2	2.1	1	1	1	0	0	0	7.6
Wichita St.	01/12/2020	14:07	0-4	.000	0-2	.000	0-0	.000	2	1	3	2.1	1	0	1	0	0	0	7.1
at Villanova	01/18/2020	16:46	2-4	.500	0-2	.000	0-0	.000	0	0	0	2.0	0	0	1	0	0	4	6.9
at Houston	01/23/2020	23:06	1-4	.250	0-2	.000	0-0	.000	1	1	2	2.0	4	0	1	0	0	2	6.7
Tulsa	01/26/2020	29:47	3-7	.429	3-6	.500	0-0	.000	1	3	4	2.1	0	3	1	0	0	9	6.8
Temple	01/29/2020	29:11	2-7	.286	1-5	.200	7-8	.875	0	2	2	2.1	4	0	0	0	0	12	7.1
at Memphis	02/01/2020	13:60	1-6	.167	1-4	.250	0-0	.000	0	1	1	2.0	2	1	2	0	1	3	6.9
at Tulsa	02/06/2020	* 13:43	0-4	.000	0-2	.000	0-0	.000	0	0	0	2.0	3	1	1	0	1	0	6.5
Cincinnati	02/09/2020	24:38	6-11	.545	4-8	.500	0-2	.000	1	4	5	2.1	3	1	0	1	0	16	7.0
at SMU	02/12/2020	20:29	2-7	.286	2-7	.286	5-7	.714	3	1	4	2.2	1	1	2	0	0	11	7.1
Memphis	02/16/2020	22:44	3-7	.429	1-5	.200	2-2	1.000	0	0	0	2.1	3	1	1	0	2	9	7.2
at Temple	02/20/2020	34:06	1-8	.125	1-5	.200	1-2	.500	0	3	3	2.1	1	1	3	0	1	4	7.1
South Fla.	02/23/2020	31:06	4-8	.500	0-2	.000	2-3	.667	2	1	3	2.1	4	4	1	0	0	10	7.2
UCF	02/26/2020	26:40	3-7	.429	0-3	.000	3-4	.750	0	0	0	2.1	2	2	1	0	2	9	7.3
at East Carolina	02/29/2020	33:22	3-11	.273	2-7	.286	3-4	.750	1	1	2	2.1	2	2	2	0	0	11	7.4
Houston	03/05/2020	26:12	0-3	.000	0-2	.000	2-4	.500	0	6	6	2.2	0	2	1	0	0	2	7.2
at Tulane	03/08/2020	24:54	4-8	.500	1-5	.200	3-4	.750	2	1	3	2.2	4	1	3	0	1	12	7.4
Totals		1 680:59	74-188	.394	30-108	.278	50-69	.725	21	48	69	2.2	54	34	42	4	16	228	7.4

2018-19

Opponent	Date	GS	MIN	Total		3-Pointers		Free throws		Rebounds			PF	A	T/O	BLK	STL	PTS	AVG
				FG-FGA	PCT	3FG-3FGA	PCT	FT-FTA	PCT	OFF	DEF	TOT							
Morehead St.	11/08/2018	20:03	2-5	.400	2-4	.500	0-0	.000	0	0	0	0.0	1	0	1	0	0	6	6.0
Kansas City	11/11/2018	18:23	1-5	.200	0-2	.000	0-0	.000	0	1	1	0.5	1	0	1	0	1	2	4.0
vs Syracuse	11/15/2018	06:00	0-1	.000	0-1	.000	2-2	1.000	0	0	0	0.3	2	0	2	0	0	2	3.3
vs Iowa	11/16/2018	10:00	1-2	.500	0-1	.000	0-0	.000	1	1	2	0.8	0	2	0	0	0	2	3.0
Cornell	11/20/2018	21:09	3-6	.500	1-4	.250	1-1	1.000	0	3	3	1.2	2	1	0	0	1	8	4.0
New Hampshire	11/25/2018	20:06	2-7	.286	1-4	.250	1-1	1.000	1	1	2	1.3	2	0	2	0	0	6	4.3
UMass Lowell	11/27/2018	16:15	1-3	.333	0-2	.000	0-0	.000	0	0	0	1.1	1	2	0	0	0	2	4.0
Arizona	12/02/2018	03:01	0-1	.000	0-1	.000	0-0	.000	0	0	0	1.0	0	1	0	0	0	0	3.5
Lafayette	12/05/2018	23:02	3-7	.429	1-3	.333	4-6	.667	2	4	6	1.6	3	2	0	0	0	11	4.3
vs Florida St.	12/08/2018	07:52	0-0	.000	0-0	.000	2-2	1.000	0	0	0	1.4	2	0	0	0	0	2	4.1
Manhattan	12/15/2018	10:32	0-3	.000	0-2	.000	0-2	.000	1	1	2	1.5	1	2	1	0	0	0	3.7
Drexel	12/18/2018	16:15	2-5	.400	1-2	.500	1-1	1.000	0	2	2	1.5	2	0	0	1	0	6	3.9
vs Villanova	12/22/2018	03:09	0-0	.000	0-0	.000	1-2	.500	0	1	1	1.5	1	1	0	0	0	1	3.7
at South Fla.	01/02/2019	05:00	0-0	.000	0-0	.000	0-0	.000	1	0	1	1.4	1	1	0	0	0	0	3.4
UCF	01/05/2019	01:21	0-1	.000	0-1	.000	0-0	.000	0	0	0	1.3	0	0	0	0	0	0	3.2
at Tulsa	01/16/2019	08:04	2-4	.500	1-2	.500	0-0	.000	1	0	1	1.3	0	0	0	0	0	5	3.3
Tulane	01/19/2019	10:46	1-2	.500	0-1	.000	2-2	1.000	0	0	0	1.2	0	1	0	0	0	4	3.4
Wichita St.	01/26/2019	07:14	0-2	.000	0-1	.000	0-0	.000	0	0	0	1.2	1	0	1	0	1	0	3.2
at UCF	01/31/2019	10:28	0-0	.000	0-0	.000	0-0	.000	0	0	0	1.1	1	1	0	0	0	0	3.0
East Carolina	02/03/2019	20:54	1-4	.250	0-1	.000	0-0	.000	0	2	2	1.2	1	2	1	0	0	2	3.0
at Temple	02/06/2019	15:18	0-4	.000	0-3	.000	0-0	.000	0	1	1	1.1	2	1	0	0	1	0	2.8
at Memphis	02/10/2019	16:25	0-2	.000	0-2	.000	0-0	.000	2	0	2	1.2	1	0	0	0	0	0	2.7
Houston	02/14/2019	17:16	1-3	.333	1-2	.500	0-0	.000	1	2	3	1.3	1	1	1	0	0	3	2.7
at SMU	02/21/2019	25:09	1-3	.333	1-2	.500	0-0	.000	0	3	3	1.3	0	0	0	0	0	3	2.7
Cincinnati	02/24/2019	* 08:34	0-1	.000	0-1	.000	0-0	.000	0	0	0	1.3	0	0	0	0	0	0	2.6
at Wichita St.	02/28/2019	21:07	3-5	.600	3-5	.600	0-0	.000	0	3	3	1.3	0	0	1	0	0	9	2.8
South Fla.	03/03/2019	15:13	1-4	.250	0-2	.000	1-1	1.000	1	1	2	1.4	1	0	0	0	0	3	2.9
Temple	03/07/2019	10:12	0-1	.000	0-1	.000	0-0	.000	0	0	0	1.3	1	0	0	0	0	0	2.8
at East Carolina	03/10/2019	09:00	0-1	.000	0-0	.000	0-0	.000	0	1	1	1.3	1	0	0	0	0	0	2.7
vs South Fla.	03/14/2019	02:56	0-0	.000	0-0	.000	0-0	.000	0	0	0	1.3	0	0	0	0	0	0	2.6
vs Houston	03/15/2019	13:40	0-1	.000	0-1	.000	4-4	1.000	0	0	0	1.2	2	0	1	0	0	4	2.6
Totals		1 394:23	25-83	.301	12-51	.235	19-24	.792	11	27	38	1.2	31	22	13	1	6	81	2.6

Averaged 21 points, 4 rebounds, 3 assists for Calvert in 2017-18... Scored over 1,500 points in his high school career... Helped team win the Baltimore Catholic League championship in 2015... Ranked as a Top 150 player by Rivals.com... Played AAU ball for Team Melo in Nike Elite Youth Basketball League.

Personal Information: Brendan D'Andrae Adams... Born April 3, 2000... Son of Yolanda and Darryl Adams... Has one older brother, Jaylen, and two younger sisters, Anyah and Zoe... Older brother Jaylen was an Honorable Mention All-American and the Atlantic 10 co-Player of the Year as a senior at St. Bonaventure in 2017-18 and is the top-scoring guard in that program's history. Played with Atlanta Hawks in 2018-19, was the G League runner-up MVP in 2019-20 and signed to finish season with Trail Blazers.

Tyrese MARTIN

4

Junior
Guard

6-6 • 215

Allentown, Pa.

Before UConn: Martin comes to UConn as a transfer following two years at the University of Rhode Island... Has received a waiver from the NCAA and will be eligible immediately... Was originally recruited to URI by then-coach Dan Hurley, and opted to remain when Hurley left for UConn... Tough, hard-nosed guard who is a strong rebounder, can take the ball to the basket and defend multiple positions... Had two solid seasons

at URI, appearing in 63 games and starting 49, including every game last season, averaging 10.3 points and 6.1 rebounds with six career double-doubles... Improved his numbers in every category from freshman to sophomore season.

As a Sophomore in 2019-20 (at Rhode Island): Started all 30 games for 21-9 URI, averaging 12.8 points, 7.1 rebounds and shot .433 overall with five double-doubles... Had 22 double-figure scoring games... Set career-highs of 24 points and 16 rebounds against Fordham (2/27/20), which came at the end of a five-game stretch during which he averaged 16.0 points and 9.0 rebounds... Had 22 points, 9 rebounds against Western Kentucky... Had 18 points and 10 rebounds at George Mason... Finished third on team in scoring, second in rebounding.

As a Freshman in 2018-19 (at Rhode Island): Appeared in all 33 games for the 18-15 Rams, starting 19, including the last 18, averaging 8.1 points, 5.2 rebounds, with one double-double (vs. Saint Louis on 2/2/19)... Scored double figures in 10 games, including a season-high 23 at Massachusetts (1/27/19).

Before College: Attended William Allen High School in Allentown, Pa., where he played for Coach Doug Snyder and finished with 1,120 career



TYRESE MARTIN CAREER STATISTICS

YEAR	GP-GS	MIN/AVG	Total FG-FGA	PCT	3-Point FG-FGA	PCT	FT-FTA	PCT	Rebs OFF-DEF	TOT	AVG	PF-FO	AST	TO	BLK	STL	PTS/AVG
*2018-19	33-19	895/27.1	99-237	.418	33-106	.311	35-54	.648	62-110	172	5.2	68-0	33	46	9	27	266/8.1
*2019-20	30-30	1027/34.2	148-342	.433	44-137	.321	45-68	.662	63-149	212	7.1	71-0	34	60	9	33	385/12.8
TOTALS	63-49	1922/30.5	247-579	.427	77-243	.317	80-122	.656	125-259	384	6.1	139-0	67	106	18	60	651/10.3

Conference YEAR	GP-GS	MIN/AVG	Total FG-FGA	PCT	3-Point FG-FGA	PCT	FT-FTA	PCT	Rebs OFF-DEF	TOT	AVG	PF-FO	AST	TO	BLK	STL	PTS/AVG
*2018-19	18-16	540/30.0	62-140	.443	21-62	.339	28-39	.718	39-63	102	5.7	39-0	23	31	5	19	173/9.6
*2019-20	18-18	635/35.3	95-219	.434	24-82	.293	28-46	.609	46-95	141	7.8	42-0	20	37	7	19	242/13.4
TOTALS	36-34	1175/32.6	157-359	.437	45-144	.313	56-85	.659	85-158	243	6.8	81-0	43	68	12	38	415/11.5

* -- at University of Rhode Island (Atlantic 10 Conference)



**TYRESE MARTIN
CAREER HIGH
PERFORMANCES***

	Career -- All Games	Career -- Conference
Points	24 Fordham (2/26/20)	24 Fordham (2/26/20)
FG Made	10 Fordham (2/26/20)	10 Fordham (2/26/20)
FG Atts.	23 W. Kentucky (12/21/19)	18 Fordham (2/26/20)
3-Pt. FG	5 UMass (1/27/19)	5 UMass (1/17/19)
3-Pt. FGA	9 W. Kentucky (12/21/19)	7 Five times
FT	8 Davidson (2/22/19)	8 Davidson (2/22/19)
FT Att.	10 Two times	10 Two times
Off. Reb.	8 Fordham (2/16/19)	8 Fordham (2/16/19)
Def. Reb.	12 Fordham (2/26/20)	12 Fordham (2/26/20)
Total Reb.	16 Fordham (2/26/20)	16 Fordham (2/26/20)
Assists	4 Two times	4 VCU (1/11/20)
TO	5 La Salle (1/18/20)	5 La Salle (1/18/20)
Blocks	2 Four times	2 Three times
Steals	4 Alabama (11/15/19)	3 Four times
Minutes	40 Davidson (2/22/20)	40 Davidson (2/22/20)



* -- at University of Rhode Island



TYRESE MARTIN GAME-BY-GAME STATISTICS

2019-20 (at University of Rhode Island)

Opponent	Date	gs	min	Total	3-Pointers	Free throws	Rebounds	pf	a	t/o	blk	stl	pts	avg						
				fg-fga	3fg-fga	ft-fa	off def tot avg													
LIJ	11/05/	* 32	5-9	.55	3-5	.60	0-0	.00	0	8	8.0	3	4	2	0	13	13.0			
at Maryland	11/09/	* 21	3-9	.33	3-5	.60	0-0	.00	2	3	5	6.5	4	2	0	1	9	11.0		
ALABAMA	11/15/	* 31	5-9	.55	0-2	.00	1-2	.50	1	4	5	6.0	4	1	0	4	11	11.0		
NICHOLLS ST.	11/19/	* 33	3-7	.42	1-3	.33	2-2	1.00	0	3	3	5.3	0	2	0	1	9	10.5		
vs North Texas	11/22/	* 36	5-10	.50	3-5	.60	2-2	1.00	2	2	4	5.0	1	1	3	0	1	15	11.4	
vs LSU	11/24/	* 32	2-7	.28	1-5	.20	0-0	.00	1	3	4	4.8	2	1	4	0	0	5	10.3	
MANHATTAN	11/27/	* 37	5-10	.50	0-3	.00	3-4	.75	2	6	8	5.3	1	1	2	0	1	13	10.7	
at West Virginia	12/01/	* 37	3-7	.42	2-2	1.00	2-2	1.00	0	5	5	5.3	2	0	2	1	0	10	10.6	
PROVIDENCE	12/06/	* 32	4-11	.36	2-7	.28	0-1	.00	3	3	6	5.3	4	1	1	0	1	10	10.6	
WESTERN KY.	12/21/	* 38	9-23	.39	2-9	.22	2-2	1.00	2	7	9	5.7	2	1	1	0	1	22	11.7	
at Middle Tenn.	12/25/	* 28	5-10	.50	3-5	.60	2-2	1.00	1	2	3	5.5	1	2	3	1	2	17	12.2	
at Brown	1-2-20	* 36	3-11	.27	0-3	.00	3-5	.60	3	8	11	5.9	2	1	0	0	2	9	11.9	
RICHMOND	01/05/	* 37	7-15	.46	1-3	.33	2-2	1.00	6	6	12	6.4	1	1	4	0	0	17	12.5	
DAVIDSON	01/08/	* 35	2-8	.25	0-1	.00	3-4	.75	0	8	8	6.5	2	0	3	1	0	7	11.9	
at VCU	01/11/	* 35	5-13	.38	1-5	.20	2-2	1.00	1	6	7	6.5	2	4	2	1	0	13	12.0	
at Saint Joseph's	01/15/	* 38	7-17	.41	0-5	.00	1-2	.50	3	4	7	6.6	4	1	1	0	2	15	12.2	
LA SALLE	01/18/	* 38	4-9	.44	0-5	.00	0-0	.00	2	2	4	6.4	4	1	5	0	3	11	11.9	
DUQUESNE	01/22/	* 38	5-10	.50	0-2	.00	3-4	.75	1	10	11	6.4	2	1	0	0	2	13	12.0	
at St. Bonaventure	01/25/	* 31	5-15	.33	3-7	.42	1-2	.50	6	3	9	6.0	3	2	0	0	0	14	12.1	
at George Mason	01/28/	* 35	7-11	.63	4-7	.57	0-0	.00	1	9	10	7.0	4	2	0	2	0	16	12.4	
VCU	01/31/	* 38	7-12	.58	2-5	.40	2-5	.66	2	3	5	6.9	1	3	2	0	0	14	12.7	
MASSACHUSETTS	02/04/	* 37	3-8	.37	2-3	.66	0-0	.00	2	2	4	6.7	1	2	3	0	0	8	12.5	
at George Washington	02/08/	* 31	5-7	.71	1-2	.50	0-1	.00	1	4	5	6.7	2	1	4	2	3	11	12.4	
at Dayton	02/11/	* 33	3-11	.27	2-5	.40	7-10	.70	4	4	8	6.7	4	1	4	0	4	0	15	12.5
SAINT JOSEPH'S	02/15/	* 27	6-17	.35	1-5	.20	0-0	.00	2	3	11	6.8	2	2	2	0	1	13	12.5	
at Davidson	02/22/	* 40	8-13	.61	1-3	.33	0-1	.00	3	2	5	6.8	3	1	0	1	0	3	17	12.7
at Fordham	02/26/	* 38	10-18	.55	3-7	.42	1-2	.50	4	12	16	7.1	0	2	2	0	2	24	13.1	
SAINT LOUIS	03/01/	* 36	4-10	.40	0-4	.00	3-5	.60	2	2	4	7.0	3	0	0	0	0	11	13.0	
DAYTON	03/04/	* 37	3-12	.25	1-6	.16	2-6	.33	2	6	8	7.1	2	2	1	0	1	9	12.9	
at Massachusetts	03/07/	* 37	4-13	.30	2-7	.28	1-2	.50	4	3	7	7.1	2	2	3	0	1	11	12.8	
Totals		30	182/	148-342	.43	44-137	.32	45-68	.66	63	149	212	7.1	71	34	60	9	33	385	12.8

2018-19 (at University of Rhode Island)

Opponent	Date	gs	min	Total	3-Pointers	Free throws	Rebounds	pf	a	t/o	blk	stl	pts	avg						
				fg-fga	3fg-fga	ft-fa	off def tot avg													
BRYANT	11/06/	23	3-7	.42	1-4	.25	0-1	.00	1	4	5	5.0	3	1	1	0	1	7	7.0	
at Col. of Charleston	11/13/	25	3-8	.37	0-2	.00	1-3	.33	3	2	5	5.0	3	1	0	0	1	7	7.0	
HARVARD	11/16/	21	1-3	.33	0-1	.00	0-0	.00	1	1	2	4.0	3	0	1	0	1	2	5.3	
STONY BROOK	11/24/	15	0-2	.00	0-1	.00	0-0	.00	0	1	1	3.3	5	0	1	0	0	0	4.0	
BROWN	11/28/	22	0-7	.00	0-3	.00	0-0	.00	1	2	3	3.2	2	0	1	0	0	0	3.2	
at Providence	12/1/1	20	3-9	.33	1-4	.25	1-2	.50	1	5	6	3.7	1	0	0	0	1	8	4.0	
at Holy Cross	12/08/	18	3-4	.75	0-0	.00	2-2	1.00	2	1	3	3.6	2	1	1	0	0	8	4.6	
vs West Virginia	12/16/	26	3-6	.50	1-2	.50	0-3	.00	0	4	4	3.6	2	2	2	0	0	7	4.9	
vs Bucknell	12/22/	32	3-10	.30	2-7	.28	0-0	.00	1	3	4	3.7	1	0	0	1	0	8	5.2	
vs Charlotte	12/23/	20	1-5	.20	0-2	.00	2-2	1.00	2	2	4	3.7	2	0	1	0	0	4	5.1	
at Hawai'i	12/25/	22	2-5	.40	1-1	1.00	1-2	.50	3	3	6	3.9	2	0	1	2	1	6	5.2	
MIDDLE TENN.	12/30/	22	3-7	.42	1-4	.25	0-0	.00	2	6	8	4.3	0	0	0	1	7	5.3		
at Saint Louis	01/06/	* 37	7-14	.50	4-6	.66	0-0	.00	2	4	6	4.4	1	0	1	0	1	18	6.3	
at Richmond	01/09/	30	4-8	.50	2-4	.50	0-0	.00	0	7	7	4.6	4	2	1	0	0	10	6.6	
GEORGE MASON	01/13/	31	5-11	.45	0-4	.00	0-0	.00	3	2	5	4.6	3	2	1	2	1	0	10	6.8
ST. BONAVENTURE	01/16/	* 32	5-6	.83	1-1	1.00	7-7	1.00	2	3	5	4.6	4	3	3	0	1	18	7.5	
at La Salle	01/19/	* 32	1-3	.33	0-1	.00	1-2	.50	2	7	9	4.9	1	2	3	0	2	3	7.2	
VCU	01/23/	* 30	5-9	.55	0-2	.00	2-3	.66	2	5	7	5.0	2	0	2	1	2	12	7.5	
at Massachusetts	01/27/	* 31	8-11	.72	5-7	.71	2-2	1.00	1	2	3	4.9	3	2	0	2	2	23	8.3	
at Duquesne	01/30/	* 31	4-8	.50	2-4	.50	0-0	.00	2	3	5	4.9	2	1	2	0	1	10	8.4	
SAINT LOUIS	02/02/	* 37	6-12	.50	2-5	.40	2-2	1.00	5	5	10	5.1	2	2	0	0	2	16	8.8	
at Davidson	02/06/	* 32	2-10	.20	0-6	.00	1-4	.25	2	3	5	5.1	4	1	1	0	1	5	8.6	
DAYTON	02/09/	* 29	2-8	.25	1-5	.20	1-2	.50	3	1	4	5.1	1	0	4	0	2	6	8.5	
FORDHAM	02/16/	* 34	3-9	.33	0-1	.00	3-4	.75	8	4	12	5.4	1	1	1	1	1	9	8.5	
at VCU	02/19/	* 21	1-5	.20	0-1	.00	0-0	.00	2	1	3	5.3	2	0	2	0	0	2	8.2	
DAVIDSON	02/22/	* 30	3-7	.42	2-4	.50	8-10	.80	2	4	6	5.3	3	1	2	1	0	16	8.5	
GEORGE WASHINGTON	02/26/	* 29	3-5	.60	1-2	.50	0-0	.00	2	3	5	5.3	2	1	3	0	3	7	8.5	
at Dayton	03/01/	* 32	0-5	.00	0-4	.00	0-1	.00	1	3	4	5.3	3	1	3	0	1	0	8.2	
at Saint Joseph's	03/05/	* 22	1-5	.20	1-3	.33	0-0	.00	0	6	6	5.3	0	2	0	0	0	3	8.0	
MASSACHUSETTS	03/09/	* 20	2-4	.50	0-2	.00	1-2	.50	0	0	0	5.1	1	1	0	0	0	5	7.9	
vs La Salle	03/14/	* 26	3-6	.50	2-4	.50	0-0	.00	2	2	4	5.1								

Akok AKOK

11

R-Sophomore
Forward

6-9 • 215

Manchester,
N.H.

While at UConn: After a semester, plus a spring and summer of practicing with the Huskies in 2019, broke into the starting lineup with Game One of the 2019-20 season... Made an immediate impact with 4 blocked shots in his first game against Sacred Heart... Became the anchor of UConn's inside defense, remaining among the national and conference leaders in blocked shots until suffering a season-ending ruptured right Achilles tendon in the 25th game of the season... Spent the spring and summer on campus to continue rehab of the injury... Expected to be ready for full return to competition in time for conference play in January... Long, lanky frame



with huge wingspan makes him an impressive rim protector, while also possessing three-point shooting ability on the offensive end. Can run the floor, resulting in fast break alley-oop opportunities... Has impressed with his work ethic, willingness to learn and how hard he plays... Will change his jersey number to #11 this season.

As a Freshman in 2019-20: Appeared in 25 games, starting 24, averaging 5.8 points, 5.5 rebounds, and 2.6 blocks in 28.1 minutes per game... Had a .413 overall field goal percentage, but without his three-point attempts, that rises to .489... His 2.6 blocks per game ranked 15th in the country and led the American Athletic Conference and his 66 total blocks ranked 13th in the country at the time of his injury... Had career-high 7 blocks, as well as 13 points and 7 rebounds in game against Tulsa (1/26/20)... Had 12 points and 9 rebounds against Saint Joseph's... Had 6 blocks against Miami at Charleston Classic and 5 blocks in three other games.

Before College: Came to UConn after 2 1/2 years at Putnam Science Academy (Putnam, Conn.), playing under Coach Tom Espinosa. Arrived at Putnam Science as a high school junior after transferring from Manchester (N.H.) West High School... Improved rapidly and was an integral part of PSA's march to the national prep school championship in 2017-18... Graduated in spring of 2018 and began a postgraduate year at PSA in 2018-19 before leaving mid-year to enroll at UConn in January... A consensus Top 30 recruit... Played AAU ball for Mass Rivals under Coach Vin Pastore, averaging 10.1 points and 3.7 rebounds, helping team reach the championship game of the Adidas AAU Championships.

Personal Information: Akok Akok ... born October 23, 1999 ... Son of Angelina Mario

AKOK AKOK CAREER STATISTICS

YEAR	GP-GS	MIN/AVG	Total FG-FGA	PCT	3-Point FG-FGA	PCT	FT-FTA	PCT	Rebs OFF-DEF	TOT	AVG	PF-FO	AST	TO	BLK	STL	PTS/AVG
2019-20	25-24	702/28.1	57-138	.413	12-46	.261	19-32	.594	33-105	138	5.5	40-0	11	25	66	9	145/5.8
TOTALS	25-24	702/28.1	57-138	.413	12-46	.261	19-32	.594	33-105	138	5.5	40-0	11	25	66	9	145/5.8
Conference YEAR	GP-GS	MIN/AVG	Total FG-FGA	PCT	3-Point FG-FGA	PCT	FT-FTA	PCT	Rebs OFF-DEF	TOT	AVG	PF-FO	AST	TO	BLK	STL	PTS/AVG
2019-20	12-11	336/28.0	22-63	.349	4-24	.167	11-18	.611	15-46	61	5.1	20-0	4	14	26	4	59/4.9
TOTALS	12-11	336/28.0	22-63	.349	4-24	.167	11-18	.611	15-46	61	5.1	20-0	4	14	26	4	59/4.9



**AKOK AKOK
CAREER HIGH
PERFORMANCES**

	<u>Career -- All Games</u>	<u>Career-- Conference Regular Season Games</u>
Points	13 Tulsa (1/26/20)	13 Tulsa (1/26/20)
FG Made	5 Three times	5 Tulsa (1/26/20)
FG Atts.	10 Iona (12/4/19)	9 Houston (1/23/20)
3-Pt. FG	2 Two times	2 Temple (1/29/20)
3-Pt. FGA	5 Temple (1/29/20)	5 Temple (1/29/20)
FT	3 Saint Peter's (12/18/19)	2 Four times
FT Att.	4 Wichita St. (1/12/20)	4 Wichita St. (1/12/20)
Off. Reb.	4 NJIT (12/29/19)	3 Three times
Def. Reb.	8 Tulane (1/8/20)	8 Tulane (1/8/20)
Total Reb.	10 NJIT (12/29/19)	9 Two times
Assists	2 Two times	2 Tulane (1/8/20)
TO	4 USF (1/4/20)	4 USF (1/4/20)
Blocks	7 Tulsa (1/26/20)	7 Tulsa (1/26/20)
Steals	2 Saint Peter's (12/18/19)	1 Four times
Minutes	38 Cincinnati (2/9/20)	38 Cincinnati (2/9/20)



AKOK AKOK GAME-BY-GAME STATISTICS

2019-20

Opponent	Date	GS	MIN	Total		3-Pointers		Free throws		Rebounds				PF	A	T/O	BLK	STL	PTS	AVG	
				FG-FGA	PCT	3FG-3FGA	PCT	FT-FTA	PCT	OFF	DEF	TOT	AVG								
Sacred Heart	11/08/2019	*	24:30	2-8	.250	0-1	.000	0-1	.000	1	3	4	4.0	2	0	1	4	0	4	4.0	
Saint Joseph's	11/13/2019	*	32:36	4-5	.800	2-2	1.000	2-2	1.000	2	7	9	6.5	1	0	1	3	1	12	8.0	
Florida	11/17/2019	*	29:25	0-3	.000	0-2	.000	0-0	.000	1	7	8	7.0	3	1	0	2	0	0	5.3	
vs Buffalo	11/21/2019	*	32:00	5-7	.714	1-3	.333	0-1	.000	0	5	5	6.5	1	1	1	2	1	11	6.8	
vs Xavier	11/22/2019	*	26:00	1-4	.250	0-2	.000	2-2	1.000	0	3	3	5.8	2	0	1	2	0	4	6.2	
vs Miami (FL)	11/24/2019	*	25:00	2-6	.333	1-2	.500	0-0	.000	1	6	7	6.0	0	0	1	6	0	5	6.0	
Maine	12/01/2019	*	26:13	1-3	.333	0-0	.000	0-2	.000	2	3	5	5.9	2	0	0	1	0	2	5.4	
Iona	12/04/2019	*	29:06	3-10	.300	0-1	.000	0-0	.000	3	5	8	6.1	0	2	2	2	1	6	5.5	
vs Indiana	12/10/2019	*	24:36	4-5	.800	1-2	.500	0-0	.000	1	4	5	6.0	3	1	0	5	0	9	5.9	
Saint Peter's	12/18/2019	*	27:21	2-4	.500	0-0	.000	3-3	1.000	1	7	8	6.2	2	0	0	3	5	2	7	6.0
New Hampshire	12/22/2019	*	27:55	5-7	.714	1-2	.500	1-3	.333	0	1	1	5.7	1	1	0	0	0	12	6.5	
NJIT	12/29/2019	*	26:47	3-8	.375	1-3	.333	0-0	.000	4	6	10	6.1	0	1	1	5	0	7	6.6	
at Cincinnati	01/01/2020	*	32:52	3-5	.600	0-1	.000	2-2	1.000	3	6	9	6.3	1	1	3	4	1	8	6.7	
at South Fla.	01/04/2020	*	23:34	4-6	.667	1-2	.500	1-2	.500	1	3	4	6.1	4	0	4	1	1	10	6.9	
Tulane	01/08/2020	*	33:22	2-5	.400	0-2	.000	0-0	.000	1	8	9	6.3	2	2	0	4	0	4	6.7	
Wichita St.	01/12/2020	*	33:12	0-5	.000	0-3	.000	2-4	.500	3	4	7	6.4	2	0	0	0	0	2	6.4	
at Villanova	01/18/2020	*	34:12	3-5	.600	1-2	.500	0-0	.000	2	2	4	6.2	3	0	0	3	0	7	6.5	
at Houston	01/23/2020	*	26:59	1-9	.111	0-3	.000	1-2	.500	0	4	4	6.1	1	0	1	1	0	3	6.3	
Tulsa	01/26/2020	*	36:48	5-7	.714	1-2	.500	2-2	1.000	3	4	7	6.2	4	0	1	7	0	13	6.6	
Temple	01/29/2020	*	30:35	3-8	.375	2-5	.400	2-2	1.000	1	4	5	6.1	2	1	0	4	1	10	6.8	
at Memphis	02/01/2020	*	30:25	1-7	.143	0-2	.000	1-2	.500	1	5	6	6.1	2	0	2	2	0	3	6.6	
at Tulsa	02/06/2020	*	28:45	1-3	.333	0-1	.000	0-1	.000	0	3	3	6.0	1	0	0	0	0	2	6.4	
Cincinnati	02/09/2020	*	38:29	2-4	.500	0-1	.000	0-0	.000	2	4	6	6.0	0	0	2	2	1	4	6.3	
at SMU	02/12/2020	*	19:56	0-4	.000	0-2	.000	0-1	.000	0	1	1	5.8	1	0	1	0	0	0	6.0	
Memphis	02/16/2020	*	00:58	0-0	.000	0-0	.000	0-0	.000	0	0	0	5.5	0	0	0	1	0	0	5.8	
Totals			24	701:36	57-138	.413	12-46	.261	19-32	.594	33	105	138	5.5	40	11	25	66	9	145	5.8



and Reyak Akok... Has two older sisters and one older brother and two younger sisters and one younger brother... Born in Sudan, but moved to Manchester, N.H., as a young child.

James BOUKNIGHT

2

Sophomore
Guard

6-5 • 190

Brooklyn, N.Y.

While at UConn: As a true freshman, broke out in the early-season Charleston Classic (All-Tournament Team), gained more experience during the pre-conference season, then entered the starting lineup and blossomed into one of the top players into the American Conference... Finished season as an AAC All-Conference Third Team pick and a unanimous All-Freshman Team selection... Combined with senior teammate Christian Vital to form the highest-scoring duo in the AAC... Dynamic player with extraordinary leaping ability who can score from three levels -- getting to the rim, with a mid-range jumper,

and from three-point range... Enters the Big East in 2020-21 as an All-Conference and Player of the Year candidate... Considered a high-level NBA prospect... Became first UConn freshman in nine years to have three straight 20-point games... Became 20th UConn freshman to score 300-plus points (364).

As a Freshman in 2019-20: Appeared in 31 games, starting the last 16, and averaged 13.0 points, 4.1 rebounds, shooting .462 overall in 25.9 minutes per game... As a starter, averaged 15.8 points and 5.1 rebounds per game... First three games of his career, at the Charleston Classic, he averaged 13.3 points, 4.3 rebounds and shot .727 overall and made the All-Tournament Team... Had 19 double-figure scoring games, three 20-plus scoring games, and one double-double... Had career-high 23 points against Cincinnati (2/9/20)... Had 19 points, 10 rebounds and added 4 assists for a double-double at East Carolina (2/29/20)... Scored 17 points and grabbed 7 rebounds in win over No. 21 Houston (3/5/20).

Before College: Came to UConn after two years at The MacDuffie School (Granby, Mass.), where he played under Coach Jacque Rivera, averaging 19.3 points and 5.0 rebounds as a junior before an injured knee curtailed his season... Teammate at MacDuffie with UConn teammate Richie Springs... Played first two years of high school at La Salle Academy in Manhattan... Consensus Top 100 recruit who played AAU ball



JAMES BOUKNIGHT CAREER STATISTICS

YEAR	GP-GS	MIN/AVG	Total FG-FGA	PCT	3-Point FG-FGA	PCT	FT-FTA	PCT	Rebs OFF-DEF	TOT	AVG	PF-FO	AST	TO	BLK	STL	PTS/AVG
2019-20	28-16	724/25.9	128-277	.462	25-72	.347	83-101	.822	44-71	115	4.1	74-2	36	50	6	21	364/13.0
TOTALS	28-16	724/25.9	128-277	.462	25-72	.347	83-101	.822	44-71	115	4.1	74-2	36	50	6	21	364/13.0
Conference YEAR	GP-GS	MIN/AVG	Total FG-FGA	PCT	3-Point FG-FGA	PCT	FT-FTA	PCT	Rebs OFF-DEF	TOT	AVG	PF-FO	AST	TO	BLK	STL	PTS/AVG
2019-20	18-15	535/29.7	97-218	.445	18-56	.321	63-74	.851	30-56	86	4.8	56-1	28	34	5	15	275/15.3
TOTALS	18-15	535/29.7	97-218	.445	18-56	.321	63-74	.851	30-56	86	4.8	56-1	28	34	5	15	275/15.3



**JAMES BOUKNIGHT
CAREER HIGH
PERFORMANCES**

	<u>Career -- All Games</u>	<u>Career--Conference Regular Season Games</u>
Points	23 Cincinnati (2/9/20)	23 Cincinnati (2/9/20)
FG Made	9 Two times	9 Two times
FG Atts.	21 Cincinnati (2/9/20)	21 Cincinnati (2/9/20)
3-Pt. FG	4 Tulsa (2/6/20)	4 Tulsa (2/6/20)
3-Pt. FGA	6 Cincinnati (2/9/20)	6 Cincinnati (2/9/20)
FT	8 East Carolina (2/29/20)	8 East Carolina (2/29/20)
FT Att.	9 Memphis (2/1/20)	9 Memphis (2/1/20)
Off. Reb.	5 East Carolina (2/29/20)	5 East Carolina (2/29/20)
Def. Reb.	7 Temple (2/20/20)	7 Temple (2/20/20)
Total Reb.	10 East Carolina (2/29/20)	10 East Carolina (2/29/20)
Assists	4 East Carolina (2/29/20)	4 East Carolina (2/29/20)
TO	3 10 times	3 Eight times
Blocks	1 Six times	1 Five times
Steals	3 Memphis (2/1/20)	3 Memphis (2/1/20)
Minutes	41 Temple (2/20/20)	41 Temple (2/20/20)



JAMES BOUKNIGHT GAME-BY-GAME STATISTICS

2019-20

Opponent	Date	GS	MIN	Total		3-Pointers		Free throws		Rebounds			PF	A	T/O	BLK	STL	PTS	AVG	
				FG-FGA	PCT	3FG-3FGA	PCT	FT-FTA	PCT	OFF	DEF	TOT								AVG
vs Buffalo	11/21/2019		11:00	4-5	.800	0-0	.000	0-1	.000	2	4	6	6.0	0	1	2	0	0	8	8.0
vs Xavier	11/22/2019		25:00	6-10	.600	1-2	.500	6-7	.857	3	1	4	5.0	5	0	1	0	2	19	13.5
vs Miami (FL)	11/24/2019		19:00	6-7	.857	1-1	1.000	0-0	.000	1	2	3	4.3	1	2	1	0	1	13	13.3
Maine	12/01/2019		19:08	5-11	.455	1-2	.500	4-5	.800	3	2	5	4.5	1	0	0	0	1	15	13.8
Iona	12/04/2019		14:27	1-2	.500	0-0	.000	0-0	.000	2	0	2	4.0	3	2	1	0	0	2	11.4
vs Indiana	12/10/2019		15:06	0-3	.000	0-1	.000	0-0	.000	1	0	1	3.5	1	0	3	0	1	0	9.5
Saint Peter's	12/18/2019		17:36	3-5	.600	1-3	.333	1-3	.333	0	0	0	3.0	1	1	3	0	1	8	9.3
New Hampshire	12/22/2019		22:17	4-7	.571	2-3	.667	4-6	.667	2	5	7	3.5	1	1	1	1	0	14	9.9
NJIT	12/29/2019		19:33	1-4	.250	1-3	.333	2-2	1.000	0	1	1	3.2	4	1	2	0	0	5	9.3
at Cincinnati	01/01/2020		22:12	3-8	.375	0-1	.000	4-4	1.000	1	2	3	3.2	3	1	3	1	0	10	9.4
at South Fla.	01/04/2020		26:55	4-11	.364	0-1	.000	3-4	.750	3	3	6	3.5	2	3	3	0	0	11	9.5
Tulane	01/08/2020		23:04	3-8	.375	0-1	.000	1-2	.500	3	1	4	3.5	2	1	3	1	0	7	9.3
Wichita St.	01/12/2020 *		33:23	6-12	.500	0-2	.000	4-5	.800	1	5	6	3.7	4	1	3	1	2	16	9.8
at Villanova	01/18/2020 *		26:11	1-5	.200	0-1	.000	3-3	1.000	0	0	0	3.4	1	0	2	0	0	5	9.5
at Houston	01/23/2020 *		19:31	4-6	.667	0-1	.000	0-0	.000	0	1	1	3.3	5	0	0	0	2	8	9.4
Tulsa	01/26/2020 *		21:28	6-11	.545	2-4	.500	2-2	1.000	1	1	2	3.2	4	1	3	0	0	16	9.8
Temple	01/29/2020 *		29:47	4-13	.308	0-2	.000	4-4	1.000	4	2	6	3.4	4	1	1	0	0	12	9.9
at Memphis	02/01/2020 *		36:35	5-15	.333	0-3	.000	7-9	.778	1	1	2	3.3	3	3	3	0	3	17	10.3
at Tulsa	02/06/2020 *		28:06	9-14	.643	4-5	.800	0-0	.000	2	3	5	3.4	4	0	3	0	2	22	10.9
Cincinnati	02/09/2020 *		37:01	8-21	.381	3-6	.500	4-5	.800	1	3	4	3.4	2	1	1	0	2	23	11.6
at SMU	02/12/2020 *		35:21	9-14	.643	1-2	.500	2-2	1.000	0	2	2	3.3	3	3	2	1	2	21	12.0
Memphis	02/16/2020 *		32:29	6-18	.333	0-4	.000	5-6	.833	4	4	8	3.5	3	1	0	0	0	17	12.2
at Temple	02/20/2020 *		40:40	6-17	.353	2-5	.400	2-3	.667	0	7	7	3.7	4	3	3	0	0	16	12.4
South Fla.	02/23/2020 *		15:41	6-7	.857	2-3	.667	5-5	1.000	1	0	1	3.6	3	0	1	0	0	19	12.7
UCF	02/26/2020 *		35:09	4-8	.500	2-4	.500	6-8	.750	1	6	7	3.7	1	1	1	0	0	16	12.8
at East Carolina	02/29/2020 *		32:46	5-13	.385	1-4	.250	8-8	1.000	5	5	10	4.0	2	4	1	0	1	19	13.0
Houston	03/05/2020 *		30:22	5-10	.500	1-4	.250	6-7	.857	0	7	7	4.1	4	1	2	0	0	17	13.2
at Tulane	03/08/2020 *		34:24	4-12	.333	0-4	.000	0-0	.000	2	3	5	4.1	3	3	1	1	0	8	13.0
Totals		16	724:12	128-277	.462	25-72	.347	83-101	.822	44	71	115	4.1	74	36	50	6	21	364	13.0



for the powerhouse PSA Cardinals under Coach Munch Williams... Tore meniscus in left knee which required surgery in February, 2018. Returned to action in July and scored 33 points for Cardinals at the Hoop Group Summer Jam Fest... Chose UConn over offers from Virginia Tech, Miami, Temple, Indiana, and VCU among others... Became UConn's first commitment for the 2019-20 season, giving a verbal commitment on his 18th birthday (9/18/18).

Personal Information: James David Bouknight... Born September 18, 2000... Son of Patty Leo and John Bouknight... Has one older brother and one older sister.

Jalen GAFFNEY

O

Sophomore
Guard

6-3 • 185

Columbus, N.J.

While at UConn: As a true freshman, gained valuable experience, playing in every game, and taking over as the starting point guard with 12 games remaining in the regular season... Once he broke into the starting lineup, only missed one start, on Senior Night, to allow the seniors to start... Was part of a five-game stretch in which UConn had three freshmen in the starting lineup -- the first time that had happened at UConn in 9 years... Proved he could handle the point guard position with a calm hand and outstanding assist-to-turnover ratio... Led the Huskies to a 9-3 record

in final 12 games, including wins in their last five games... As he added confidence with added playing time, went from cautious on the court to showing flashes of his outstanding athletic ability... Figures to enter the 2020-21 season as part of a talented point-guard tandem with now-eligible transfer R.J. Cole.

As a Freshman in 2019-20: Appeared in 31 games, starting 11, averaging 3.9 points and 2.1 assists with a 1.8 assist-to-turnover ratio in 19.1 minutes per game... In games in which he played more than 20 minutes, his averages rose to 6.3 points, 3.5 assists and an impressive 2.14 assist-to-turnover ratio... Had four double-figure scoring games, including a season-high 13 points against SMU (2/12/20)... Handed out a season-high 9 assists, scored 12 points and played over 40 minutes at Temple (2/20/20)... For last 16 games of season, shot .821 from foul line... Honored on UConn's 3.0 GPA Night and named to AAC All-Academic Team.

Before College: Came to UConn after two successful seasons at the Westtown School (West Chester, Pa.), playing under Coach Seth Berger, who described Gaffney as the best combination of talent and leadership that he has coached... Before Westtown, attended Lawrenceville School for one year and the Pennington School one year before that... Top 100 recruit and No. 16 overall point guard... Played for Team Rio on the AAU circuit, averaging 13.9 points, 3.4 rebounds, 4.8 assists per game, shooting .526 overall, .514 from three-point range, and .786 from the foul line... Attended 2017 Under Armour All-American Camp... Chose UConn over offers from Xavier, Florida, Clemson,



JALEN GAFFNEY CAREER STATISTICS

YEAR	GP-GS	MIN/AVG	Total FG-FGA	PCT	3-Point FG-FGA	PCT	FT-FTA	PCT	Rebs OFF-DEF	TOT	AVG	PF-FO	AST	TO	BLK	STL	PTS/AVG
2019-20	31-11	593/19.1	38-113	.336	14-53	.264	30-39	.769	6-32	38	1.2	42-0	66	36	0	19	120/3.9
TOTALS	31-11	593/19.1	38-113	.336	14-53	.264	30-39	.769	6-32	38	1.2	42-0	66	36	0	19	120/3.9
Conference YEAR	GP-GS	MIN/AVG	Total FG-FGA	PCT	3-Point FG-FGA	PCT	FT-FTA	PCT	Rebs OFF-DEF	TOT	AVG	PF-FO	AST	TO	BLK	STL	PTS/AVG
2019-20	18-11	430/23.9	28-85	.329	10-42	.238	26-32	.813	5-25	30	1.7	24-0	45	27	0	18	92/5.1
TOTALS	18-11	430/23.9	28-85	.329	10-42	.238	26-32	.813	5-25	30	1.7	24-0	45	27	0	18	92/5.1



**JALEN GAFFNEY
CAREER HIGH
PERFORMANCES**

	Career -- All Games	Career-- Conference Regular Season Games
Points	13 SMU (2/12/20)	13 SMU (2/12/20)
FG Made	5 SMU (2/12/20)	5 SMU (2/12/20)
FG Atts.	10 Temple (1/29/20)	10 Temple (1/29/20)
3-Pt. FG	3 SMU (2/12/20)	3 SMU (2/12/20)
3-Pt. FGA	7 Temple (1/29/20)	7 Temple (1/29/20)
FT	6 Temple (2/20/20)	6 Temple (2/20/20)
FT Att.	6 Two times	6 Two times
Off. Reb.	1 Six times	1 Five times
Def. Reb.	3 Three times	3 Three times
Total Reb.	3 Five times	3 Five times
Assists	9 Temple (2/20/20)	9 Temple (2/20/20)
TO	4 Saint Peter's (12/18/19)	3 Two times
Blocks	--	--
Steals	4 Memphis (2/1/20)	4 Memphis (2/1/20)
Minutes	40 Temple (2/20/20)	40 Temple (2/20/20)



JALEN GAFFNEY GAME-BY-GAME STATISTICS

2019-20

Opponent	Date	GS	MIN	Total		3-Pointers		Free throws		Rebounds			PF	A	T/O	BLK	STL	PTS	AVG	
				FG-FGA	PCT	3FG-3FGA	PCT	FT-FTA	PCT	OFF	DEF	TOT								AVG
Sacred Heart	11/08/2019		08:35	0-1	.000	0-1	.000	0-0	.000	0	0	0	0	0	0	0	0	0	0.0	
Saint Joseph's	11/13/2019		07:15	0-0	.000	0-0	.000	0-0	.000	0	0	0	0	0	0	0	0	0	0.0	
Florida	11/17/2019		09:33	0-2	.000	0-1	.000	0-0	.000	0	2	2	0	0	0	0	0	0	0.0	
vs Buffalo	11/21/2019		13:00	1-2	.500	0-0	.000	0-0	.000	0	0	0	0.5	3	1	1	0	0	2	0.5
vs Xavier	11/22/2019		08:00	0-1	.000	0-0	.000	0-0	.000	0	0	0	0.4	2	0	0	0	0	0	0.4
vs Miami (FL)	11/24/2019		13:00	1-4	.250	1-2	.500	0-0	.000	0	1	1	0.5	0	1	0	0	0	3	0.8
Maine	12/01/2019		17:27	1-4	.250	0-1	.000	0-0	.000	0	1	1	0.6	1	0	1	0	1	2	1.0
Iona	12/04/2019		06:37	0-1	.000	0-1	.000	0-0	.000	0	0	0	0.5	1	0	1	0	0	0	0.9
vs Indiana	12/10/2019		01:39	0-0	.000	0-0	.000	0-0	.000	0	0	0	0.4	1	0	0	0	0	0	0.8
Saint Peter's	12/18/2019		19:56	3-3	1.000	1-1	1.000	3-5	.600	1	0	1	0.5	4	5	4	0	0	10	1.7
New Hampshire	12/22/2019		20:45	3-7	.429	2-3	.667	0-0	.000	0	0	0	0.5	1	5	1	0	0	8	2.3
NJIT	12/29/2019		19:17	0-1	.000	0-0	.000	1-2	.500	0	1	1	0.5	1	7	0	0	0	1	2.2
at Cincinnati	01/01/2020		17:51	1-4	.250	0-3	.000	3-4	.750	0	1	1	0.5	2	1	2	0	0	5	2.4
at South Fla.	01/04/2020		14:05	1-1	1.000	1-1	1.000	0-0	.000	0	3	3	0.7	1	0	1	0	2	3	2.4
Tulane	01/08/2020		06:04	0-1	.000	0-1	.000	0-0	.000	0	1	1	0.7	0	0	0	0	0	0	2.3
Wichita St.	01/12/2020		10:30	0-1	.000	0-0	.000	2-2	1.000	0	0	0	0.7	0	1	2	0	0	2	2.3
at Villanova	01/18/2020		17:54	1-2	.500	0-1	.000	0-0	.000	0	2	2	0.8	0	1	1	0	0	2	2.2
at Houston	01/23/2020		13:36	2-3	.667	0-1	.000	2-2	1.000	0	0	0	0.7	0	0	1	0	0	6	2.4
Tulsa	01/26/2020		28:33	2-6	.333	2-4	.500	2-2	1.000	0	3	3	0.8	4	5	1	0	0	8	2.7
Temple	01/29/2020	*	36:13	2-10	.200	1-7	.143	4-4	1.000	0	2	2	0.9	3	5	2	0	0	9	3.1
at Memphis	02/01/2020	*	26:42	0-6	.000	0-1	.000	0-0	.000	1	1	2	1.0	0	0	0	0	4	0	2.9
at Tulsa	02/06/2020	*	27:38	2-5	.400	1-3	.333	0-1	.000	0	3	3	1.0	1	2	2	0	1	5	3.0
Cincinnati	02/09/2020	*	18:28	0-3	.000	0-1	.000	2-2	1.000	0	1	1	1.0	0	3	1	0	0	2	3.0
at SMU	02/12/2020	*	22:32	5-8	.625	3-5	.600	0-0	.000	0	2	2	1.1	2	3	2	0	2	13	3.4
Memphis	02/16/2020	*	25:49	1-6	.167	0-3	.000	0-0	.000	1	2	3	1.2	2	4	0	0	0	2	3.3
at Temple	02/20/2020	*	40:22	3-8	.375	0-3	.000	6-6	1.000	0	1	1	1.2	3	9	3	0	2	12	3.7
South Fla.	02/23/2020	*	36:59	3-6	.500	1-2	.500	3-6	.500	0	1	1	1.1	0	3	2	0	2	10	3.9
UCF	02/26/2020	*	23:20	1-5	.200	0-2	.000	2-2	1.000	1	1	2	1.2	2	2	1	0	2	4	3.9
at East Carolina	02/29/2020	*	32:56	1-2	.500	1-2	.500	0-0	.000	1	2	3	1.2	2	3	2	0	0	3	3.9
Houston	03/05/2020	*	27:56	3-3	1.000	0-0	.000	0-1	.000	0	1	1	1.2	0	1	2	0	1	6	3.9
at Tulane	03/08/2020	*	20:33	1-7	.143	0-3	.000	0-0	.000	1	0	1	1.2	2	3	3	0	2	2	3.9
Totals			11 593:05	38-113	.336	14-53	.264	30-39	.769	6	32	38	1.2	42	66	36	0	19	120	3.9



Pittsburgh and St. John's... Committed to UConn on Sept. 24, 2018.

Personal Information: Jalen Makanaoekakua Gaffney... Born July 30, 2000... Son of Christy and Adolphus "AD" Gaffney... Has older sister and brother and younger brother and sister... Father AD played at Brooklyn College and University of Portland and grew up with UConn assistant coach Kimani Young in Queens, N.Y.



Richie

SPRINGS

13

**R-Freshman
Forward
6-9 • 225
Brooklyn, N.Y.**

While at UConn: Sat out the 2019-20 season as an academic redshirt, but was allowed to practice throughout the season, using the time to learn UConn's system, adjust to the speed and physicality of the college game and bond with teammates... Established himself as a tenacious rebounder, especially on the offensive end, which could be a major advantage as he battles for playing time... Enters the 2020-21 season with four seasons of eligibility.

Before College: Was a late commit after reclassifying to 2019... Was expected to attend Brewster Academy for a postgraduate year in 2019-20,

but changed his mind after visit to UConn and reclassified to verbally commit on Aug. 6... High-level rebounder, can run the floor in transition, strong finisher around the basket and solid defender with unlimited potential... Came to UConn after two years at The MacDuffie School (Granby, Mass.), playing under Coach Jacque Rivera and as a teammate of UConn teammate James Bouknight... Before MacDuffie, played two years at Bishop Loughlin Memorial (Brooklyn, N.Y.) under Coach Ed Gonzalez... Played on the AAU circuit for PSA Cardinals, under Coach Munch Williams, averaging 10.8 points and 8.1 rebounds in 18 games... Had a breakout week at the prestigious Peach Jam event, averaging 13 points and 13 rebounds per game against top AAU competition... Top 130 recruit... Chose UConn over offers from DePaul, Illinois, Pittsburgh, Creighton, Rhode Island, Penn State, and Saint Louis.

Personal Information: Richard Javier Springs ... Born September 28, 2001... Son of Waldina Benedith and Ron Springs.

Javonte BROWN

31

Freshman
Center

7-0 • 250

Toronto, Ont.

Before College: One of three true scholarship freshmen on the 2020-21 UConn roster... Young, talented big man who will begin the fall semester at just 17 years old... Mobile 7-footer who can provide necessary bulk under the basket, or step out and shoot a mid-range jumper... Has a world of potential, especially after starting to play basketball seriously just six years ago... First UConn player in 15 years to reside in Canada, since Denham Brown, who graduated in 2006... Comes to UConn after spending last year at Thornlea Secondary School (Thornhill, Ont.),

playing under Coach Shane James, Brown-Ferguson's relative through marriage, who was also his AAU coach with Canada Elite on the Under Armour circuit... Averaged 18.9 points, 9.8 rebounds, 2.6 blocks, with a .608 field goal percentage during his last year at Thornlea and was named the Ontario Scholastic Basketball Association Defensive Player of the Year... Before returning to Canada last year, spent a year at Mount Saint Joseph High School in Baltimore, playing for Coach Pat Clatchey... Chose UConn over Kansas, Texas A&M, UCLA, Arizona and Marquette... Originally in Class of 2021, he reclassified to 2020 in order to enroll at UConn.

Personal Information:

Javonte Eliza Brown... Born Sept. 19, 2002... Son of Felicia Hooper... Has a younger sister, Chelsea... Maintained a 4.0 GPA at Thornlea Secondary School.

Andre JACKSON

44

Freshman
Guard

6-6 • 210

Amsterdam, N.Y.

Before College: One of three true freshmen on the 2020-21 UConn roster... A Top 50 recruit who drew interest from schools all over the country before choosing UConn from among a final group that also included Syracuse, Iowa, Maryland and UCLA... Dynamic guard with size who has outstanding passing ability, can slash to the basket, shoot the mid-range jumper, with an improving longrange shot. Can effectively guard 1-4... Tremendous athleticism... Comes to UConn after spectacular four-year career at Albany Academy under Coach Brian Fruscio. As a senior, averaged 18.8 points, 10.0 rebounds, 5.1 assists, 3.0

steals, with a .680 field goal percentage and a .450 fg percentage from three-point range, leading Albany Academy to No. 1 ranking in N.Y. State Federation Class A... Named NY Sports Writers Association Class A Player of the Year... Led team to three straight Class A Federation Tournament of Champions finals and to titles in 2017 and 2019 (2020 Championship was cancelled)... Averaged 17.4 ppg, 10.5 rpg, 4.6 apg with an impressive .690 fg percentage as a junior at Albany Academy... Also starred for Albany City Rocks AAU team on the Nike EYBL circuit under Coach Jimmy Hart, averaging 16.5 ppg and 7.0 rpg at the Peach Jam Invitational... Played on USA Select team at the 2018 Albert Schweitzer Tournament in Germany... Will likely challenge for a starting spot as a freshman at UConn.

Personal Information: Andre Terrell Jackson Jr.... Born November 13, 2001... Son of Tricia Altieri and Andre Jackson Sr.... Has younger brother, Marcus, and younger sister, Mianna, who are twins... Mom Tricia played basketball at Fulton-Montgomery CC and is a former amateur boxer. Dad Andre also played at Fulton-Montgomery and later at Mercy College... Carried a 4.0 GPA during the first trimester last year at Albany Academy.

Adama SANOGO

21

Freshman
Forward

6-9 • 240

Bamako, Mali

Before College: One of three true freshmen on the 2020-21 UConn roster... Late recruit who reclassified from 2021 to 2020 and chose UConn over a final list that included Seton Hall, Maryland and Nebraska...A back-to-basket big man who is considered a Top 75 recruit and can play the 4 or 5... Big, physical, but agile post player who can go around a defender, or overpower a defender with his strength... Outstanding rebounder at both ends of the court and has expanded his offensive game in last two years... Comes to UConn after spending last

year at The Patrick School (Hillside, N.J.) under Coach Chris Chavannes... Averaged 13.3 points and 10.5 rebounds in 14 games in 2019-20... Considered the No. 7 center in the Class of 2021 before reclassifying... Also played for the New York Rens AAU team on the Nike EYBL circuit, under Coach Andy Borman... Participated in Basketball Without Borders, a global basketball camp, in Chicago during NBA All-Star Weekend in 2020... Originally from Mali, grew up playing soccer until starting to play basketball in 2014...

Came to the U.S. to attend Our Savior New American School (Centereach, N.Y.), but after a coaching change there, transferred to Patrick School.

Personal Information:

Adama Sanogo ... Born February 12, 2002... Son of Awa Traore and Cheickne Sanogo... Has five older sisters and one younger brother... Family still resides in Mali.

Matt GARRY

41

Junior
Guard

6-5 • 195

Southington,
Conn.

While at UConn: In his third year with the UConn program, his second as a preferred walk-on, dressing for every game... Has seen action in six games, all during 2019-20 season... Talented enough to likely have been a regular at a lower-level program, but wanted the educational programs offered at UConn... One of just two Connecticut natives on the 2020-21 roster, both walk-ons... Long, lanky, tough left-handed guard who provides depth in the backcourt while pushing the Huskies' perimeter players every day in practice... Earned a spot on the roster as a walk-on during tryouts as a freshman in 2018-19, but practice schedule conflicted with his class schedule. Decided to remain with

the program as a team manager until he worked out the schedule problem in second semester and joined the team as a preferred walk-on in February, 2019.

As a Sophomore in 2019-20: Saw action in six games, playing a total of eight minutes, with 1 assist against New Hampshire (12/22/19)... Honored as a 'Homegrown Husky' during 12/29/19 game against NJIT, with large contingent from hometown of Southington in attendance... Honored on UConn's 3.0 GPA Night and named to 2019-20 AAC All-Academic Team.

Before College: Came to UConn after playing his last two years of high school at St. Paul Catholic (Bristol, Conn.), under Coach Steve Phelps... Three-level scorer in high school -- could hit the three-pointer, score mid-range off the dribble, or get to the rim and finish with impressive jumping ability... Produced 12 double-doubles as a senior and was selected second team All-Bristol Press ... As a senior, was recruited by legendary former UConn coach and Hall of Famer Jim Calhoun for his start-up Division III program at St. Joseph's University (West Hartford, Conn.), but ultimately chose UConn because of the academic programs offered.

Personal Information: Matthew Thomas Garry... Born March 20, 2000... Son of Angela and Michael Garry.... Has one younger brother, Tyler.



MATT GARRY CAREER STATISTICS

YEAR	GP-GS	MIN/AVG	Total FG-FGA	PCT	3-Point FG-FGA	PCT	FT-FTA	PCT	Rebs OFF-DEF	TOT	AVG	PF-FO	AST	TO	BLK	STL	PTS/AVG
2019-20	6-0	8/1.3	0-0	.000	0-0	.000	0-4	.000	0-0	0	0-0	0-0	1	0	0	0	0/0.0
TOTALS	6-0	8/1.3	0-0	.000	0-0	.000	0-0	.000	0-0	0	0-0	0-0	1	0	0	0	0/0.0
Conference YEAR	GP-GS	MIN/AVG	Total FG-FGA	PCT	3-Point FG-FGA	PCT	FT-FTA	PCT	Rebs OFF-DEF	TOT	AVG	PF-FO	AST	TO	BLK	STL	PTS/AVG
2019-20	1-0	1/1.0	0-0	.000	0-0	.000	0-0	.000	0-0	0	0.0	0-0	0	0	0	0	0/0.0
TOTALS	1-0	1/1.0	0-0	.000	0-0	.000	0-0	.000	0-0	0	0.0	0-0	0	0	0	0	0/0.0

Andrew HURLEY

20

Freshman
Guard

6-1 • 175

Glastonbury,
Conn.

Before College: Tough, hard-working player who joins the UConn program as a first-year walk-on, will add depth to the backcourt and help the Huskies' perimeter players improve in practice every day... One of just two Connecticut residents on the 2020-21 UConn roster... Solid outside shooter and tough defender... Extremely familiar with UConn Coach Hurley's coaching style and player standards... Comes to UConn after playing two years at East Catholic High School (Manchester, Conn.), one of the most successful programs in the state, under Coach Luke Reilly... Played limited minutes as a junior in 2018-19, as East Catholic went 27-1 and captured the Division I State Championship... Was a signifi-

cant contributor as a senior in 2019-20, helping East Catholic post a 23-1 mark and win the CCC (conference) tournament, before the season was suspended by the global pandemic before the state tournament could begin... Played his first two high school

seasons at Bishop Hendricken (Warwick, R.I.), before his family moved to Connecticut.

Personal Information:

Andrew Robert Hurley... Born January 30, 2002... Son of Andrea and Dan Hurley... Has one older brother, Danny... Father is head men's basketball coach at UConn... Uncle Bob Hurley is head men's basketball coach at Arizona State... Grandfather Bob Hurley Sr. is Naismith Hall of Famer and former longtime coach of powerhouse high school basketball program at St. Anthony HS (Jersey City, N.J.).

2020-21 University of Connecticut Huskies



JALEN GAFFNEY
So. G 6-3 185
Columbus, N.J.



R.J. COLE
R-Jr. G 6-1 185
Union, N.J.



JAMES BOUKNIGHT
So. G 6-5 190
Brooklyn, N.Y.




TYRESE MARTIN
Jr. G 6-6 215
Allentown, Pa.



ISAIAH WHALEY
Sr. F 6-9 230
Gastonia, N.C.



BRENDAN ADAMS
Jr. G 6-4 195
Baltimore, Md.



AKOK AKOK
R-So. F 6-9 215
Manchester, N.H.




TYLER POLLEY
Sr. F 6-9 215
Miramar, Fla.



RICHIE SPRINGS
R-Fr. F 6-9 225
Brooklyn, N.Y.



ANDREW HURLEY
Fr. G 6-1 175
Glastonbury, Conn.




ADAMA SANOGO
Fr. F 6-9 240
Bamako, Mali



JOSH CARLTON
Sr. F/C 6-11 240
Winterville, N.C.



JAVONTE BROWN
Fr. C 7-0 250
Toronto, Ont.



MATT GARRY
Jr. G 6-5 195
Southington, Conn.



ANDRE JACKSON
Fr. G 6-6 210
Amsterdam, N.Y.



DAN HURLEY
Head Coach



KIMANI YOUNG
Associate Head Coach



TOM MOORE
Assistant Coach



KEVIN FREEMAN
Assistant Coach

A Glance Back At 2019-20



MSG welcomes UConn
back to BIG EAST



First Night



Two wins at the
Charleston Classic



50th anniversary of
Coach Dee Rowe's 1970
Yankee Conference
champions



Signing Team IMPACT
player Rylan Ellingwood

A Christmas visit to Naylor Elementary School in Hartford



30th anniversary of opening Gampel Pavilion



3.0 GPA Night



Senior Night



Christian Vital addresses the crowd after his final home game



2019-20 UConn Men's Basketball
Combined Team Statistics
All games

Game Records

Record	Overall	Home	Away	Neutral
ALL GAMES	19-12	14-3	3-7	2-2
CONFERENCE	10-8	7-2	3-6	0-0
NON-CONFERENCE	9-4	7-1	0-1	2-2

Score by Periods

Team	1st	2nd	OT	TOT
UConn	996	1188	74	2258
Opponents	966	1027	85	2078

Team Box Score

No.	Player	Total			3-Point		F-Throw		Rebounds				Other				PTS	AVG				
		GP-GS	MIN	AVG	FG-FGA	FG%	3FG-FGA	3FG%	FT-FTA	FT%	OFF	DEF	TOT	AVG	PF	DQ			A	TO	BLK	STL
1	VITAL, Christian	31-31	1002:23	32.3	154-387	.398	66-191	.346	133-148	.899	39	156	195	6.3	81	2	81	83	5	78	507	16.4
2	BOUKNIGHT, James	28-16	724:12	25.9	128-277	.462	25-72	.347	83-101	.822	44	71	115	4.1	74	2	36	50	6	21	364	13.0
12	POLLEY, Tyler	15-15	375:36	25.0	45-108	.417	30-74	.405	23-29	.793	19	29	48	3.2	25	1	9	5	8	6	143	9.5
3	GILBERT, Alterique	30-20	817:30	27.2	84-243	.346	34-107	.318	53-79	.671	13	64	77	2.6	57	0	113	70	3	33	255	8.5
25	CARLTON, Josh	31-31	657:39	21.2	104-207	.502	0-0	.000	33-66	.500	87	102	189	6.1	88	3	21	65	33	12	241	7.8
10	ADAMS, Brendan	31-1	680:59	22.0	74-188	.394	30-108	.278	50-69	.725	21	48	69	2.2	54	1	34	42	4	16	228	7.4
5	WHALEY, Isaiah	30-6	562:36	18.8	68-126	.540	0-0	.000	44-60	.733	60	89	149	5.0	68	2	17	27	46	19	180	6.0
23	AKOK, Akok	25-24	701:36	28.1	57-138	.413	12-46	.261	19-32	.594	33	105	138	5.5	40	0	11	25	66	9	145	5.8
00	GAFFNEY, Jalen	31-11	593:05	19.1	38-113	.336	14-53	.264	30-39	.769	6	32	38	1.2	42	0	66	36	0	19	120	3.9
15	WILSON, Sidney	23-0	266:10	11.6	30-71	.423	5-15	.333	10-17	.588	17	27	44	1.9	45	2	10	18	14	7	75	3.3
41	GARRY, Matt	6-0	07:54	1.3	0-0	.000	0-0	.000	0-4	.000	0	0	0	0.0	0	0	1	0	0	0	0	0.0
45	AIYEBUSI, Temi	10-0	10:19	1.0	0-4	.000	0-1	.000	0-0	.000	0	0	0	0.0	3	0	1	1	0	0	0	0.0
Team											54	58	112					18				
Total		31	6400		782-1862	.420	216-667	.324	478-644	.742	393	781	1174	37.9	577	13	400	440	185	220	2258	72.8
Opponents		31	6400		728-1756	.415	173-524	.330	449-608	.738	326	760	1086	35.0	596	19	364	483	121	215	2078	67.0

Team Statistics

	UCONN	OPP
Scoring	2258	2078
Points per game	72.8	67.0
Scoring margin	+5.8	-
Field goals-att	782-1862	728-1756
Field goal pct	.420	.415
3 point fg-att	216-667	173-524
3-point FG pct	.324	.330
3-pt FG made per game	7.0	5.6
Free throws-att	478-644	449-608
Free throw pct	.742	.738
F-Throws made per game	15.4	14.5
Rebounds	1174	1086
Rebounds per game	37.9	35.0
Rebounding margin	+2.8	-
Assists	400	364
Assists per game	12.9	11.7
Turnovers	440	483
Turnovers per game	14.2	15.6
Turnover margin	+1.4	-
Assist/turnover ratio	0.9	0.8
Steals	220	215
Steals per game	7.1	6.9
Blocks	185	121
Blocks per game	6.0	3.9
Winning streak	5	-
Home win streak	6	-
Attendance	156389	77908
Home games-Avg/Game	17-9199	10-7791
Neutral site-Avg/Game	-	4-5619

Team Results

Date	Opponent		Score	Att.
11/08/2019	Sacred Heart	W	89-67	10167
11/13/2019	Saint Joseph's	L	87-96	4081
11/17/2019	Florida	W	62-59	10167
11/21/2019	vs Buffalo	W	79-68	4003
11/22/2019	vs Xavier	Lot2	74-75	4416
11/24/2019	vs Miami (FL)	W	80-55	3112
12/01/2019	Maine	W	64-40	7129
12/04/2019	Iona	W	80-62	5909
12/10/2019	vs Indiana	L	54-57	10945
12/18/2019	Saint Peter's	W	66-56	7514
12/22/2019	New Hampshire	W	88-62	9374
12/29/2019	NJIT	W	69-47	10507
01/01/2020	at Cincinnati	L	51-67	10833
01/04/2020	at South Fla.	L	60-75	4694
01/08/2020	Tulane	W	67-61	5721
01/12/2020	Wichita St.	Lot2	86-89	13281
01/18/2020	at Villanova	L	55-61	16723
01/23/2020	at Houston	L	59-63	7035
01/26/2020	Tulsa	Lot	75-79	10509
01/29/2020	Temple	W	78-63	7886
02/01/2020	at Memphis	L	63-70	16240
02/06/2020	at Tulsa	W	72-56	4630
02/09/2020	Cincinnati	Wot	72-71	9409
02/12/2020	at SMU	L	75-79	4249
02/16/2020	Memphis	W	64-61	15564
02/20/2020	at Temple	Lot2	89-93	6604
02/23/2020	South Fla.	W	78-71	9524
02/26/2020	UCF	W	81-65	9480
02/29/2020	at East Carolina	W	84-63	5003
03/05/2020	Houston	W	77-71	10167
03/08/2020	at Tulane	W	80-76	1897



2019-20 UConn Men's Basketball
 Combined Team Statistics
 In Conference games

Game Records

Record	Overall	Home	Away	Neutral
ALL GAMES	10-8	7-2	3-6	0-0
CONFERENCE	10-8	7-2	3-6	0-0
NON-CONFERENCE	0-0	0-0	0-0	0-0

Score by Periods

Team	1st	2nd	OT	TOT
UConn	570	685	56	1311
Opponents	565	642	66	1273

Team Box Score

No.	Player	Total			3-Point		F-Throw		Rebounds				Other				PTS		AVG			
		GP-GS	MIN	AVG	FG-FGA	FG%	3FG-FGA	3FG%	FT-FTA	FT%	OFF	DEF	TOT	AVG	PF	DQ	A	TO		BLK	STL	
1	VITAL, Christian	18-18	619:48	34.4	95-241	.394	42-123	.341	90-99	.909	20	78	98	5.4	57	2	44	46	3	46	322	17.9
2	BOUKNIGHT, James	18-15	534:54	29.7	97-218	.445	18-56	.321	63-74	.851	30	56	86	4.8	56	1	28	34	5	15	275	15.3
5	WHALEY, Isaiah	18-6	419:41	23.3	54-92	.587	0-0	.000	40-52	.769	50	68	118	6.6	45	1	12	20	35	15	148	8.2
3	GILBERT, Alterique	17-7	454:36	26.7	44-117	.376	19-52	.365	19-32	.594	8	34	42	2.5	34	0	52	38	3	15	126	7.4
12	POLLEY, Tyler	3-3	63:53	21.3	8-24	.333	3-12	.250	3-5	.600	6	8	14	4.7	0	0	1	0	0	1	22	7.3
10	ADAMS, Brendan	18-1	426:24	23.7	39-119	.328	20-75	.267	30-44	.682	14	31	45	2.5	36	0	21	26	2	9	128	7.1
25	CARLTON, Josh	18-18	334:15	18.6	42-89	.472	0-0	.000	14-30	.467	49	46	95	5.3	54	1	13	30	16	8	98	5.4
00	GAFFNEY, Jalen	18-11	430:07	23.9	28-85	.329	10-42	.238	26-32	.813	5	25	30	1.7	24	0	45	27	0	18	92	5.1
23	AKOK, Akok	12-11	335:55	28.0	22-63	.349	4-24	.167	11-18	.611	15	46	61	5.1	20	0	4	14	26	4	59	4.9
15	WILSON, Sidney	12-0	126:32	10.5	17-38	.447	5-12	.417	2-5	.400	9	8	17	1.4	25	2	3	9	6	4	41	3.4
41	GARRY, Matt	1-0	00:53	0.9	0-0	.000	0-0	.000	0-0	.000	0	0	0	0.0	0	0	0	0	0	0	0	0.0
45	AIYEBUSI, Temi	4-0	03:01	0.8	0-2	.000	0-0	.000	0-0	.000	0	0	0	0.0	1	0	1	1	0	0	0	0.0
Team											28	37	65					13				
Total		18	3750		446-1088	.410	121-396	.306	298-391	.762	234	437	671	37.3	352	7	224	258	96	135	1311	72.8
Opponents		18	3750		445-1022	.435	97-278	.349	286-387	.739	189	443	632	35.1	359	7	229	270	67	123	1273	70.7

Team Statistics

	UCONN	OPP
Scoring	1311	1273
Points per game	72.8	70.7
Scoring margin	+2.1	-
Field goals-att	446-1088	445-1022
Field goal pct	.410	.435
3 point fg-att	121-396	97-278
3-point FG pct	.306	.349
3-pt FG made per game	6.7	5.4
Free throws-att	298-391	286-387
Free throw pct	.762	.739
F-Throws made per game	16.6	15.9
Rebounds	671	632
Rebounds per game	37.3	35.1
Rebounding margin	+2.2	-
Assists	224	229
Assists per game	12.4	12.7
Turnovers	258	270
Turnovers per game	14.3	15.0
Turnover margin	+0.7	-
Assist/turnover ratio	0.9	0.8
Steals	135	123
Steals per game	7.5	6.8
Blocks	96	67
Blocks per game	5.3	3.7
Winning streak	5	-
Home win streak	6	-
Attendance	91541	61185
Home games-Avg/Game	9-10171	9-6798
Neutral site-Avg/Game	-	0-0

Team Results

Date	Opponent		Score	Att.
01/01/2020	at Cincinnati	L	51-67	10833
01/04/2020	at South Fla.	L	60-75	4694
01/08/2020	Tulane	W	67-61	5721
01/12/2020	Wichita St.	Lot2	86-89	13281
01/23/2020	at Houston	L	59-63	7035
01/26/2020	Tulsa	Lot	75-79	10509
01/29/2020	Temple	W	78-63	7886
02/01/2020	at Memphis	L	63-70	16240
02/06/2020	at Tulsa	W	72-56	4630
02/09/2020	Cincinnati	Wot	72-71	9409
02/12/2020	at SMU	L	75-79	4249
02/16/2020	Memphis	W	64-61	15564
02/20/2020	at Temple	Lot2	89-93	6604
02/23/2020	South Fla.	W	78-71	9524
02/26/2020	UCF	W	81-65	9480
02/29/2020	at East Carolina	W	84-63	5003
03/05/2020	Houston	W	77-71	10167
03/08/2020	at Tulane	W	80-76	1897



**2019-20 UConn Men's Basketball
Extended Season Box Score
All games**

Page 1/1
as of Mar 08, 2020

Game Records

Record	Overall	Home	Away	Neutral
ALL GAMES	19-12	14-3	3-7	2-2
CONFERENCE	10-8	7-2	3-6	0-0
NON-CONFERENCE	9-4	7-1	0-1	2-2

Team Box Score Extended

No. Player	GP-GS	MIN	AVG	Total			3-Point			F-Throw			Rebounds			PF	DQ	A	AVG	TO	TO/G	A/TO	BLK	BLK/G	STL	STL/G	PTS	AVG
				FG-FGA	FG%	3FG-FGA	3FG%	FT-FTA	FT%	OFF	DEF	TOT	AVG	TO/G	A/TO													
1 VITAL, Christian	31-31	1002:23	32.3	154-387	.398	66-191	.346	133-148	.899	39	156	195	6.3	81	2	81	2.61	83	2.68	0.98	5	0.16	78	2.52	507	16.4		
2 BOUKNIGHT, James	28-16	724:12	25.9	128-277	.462	25-72	.347	83-101	.822	44	71	115	4.1	74	2	36	1.29	50	1.79	0.72	6	0.21	21	0.75	364	13.0		
12 POLLEY, Tyler	15-15	375:36	25.0	45-108	.417	30-74	.405	23-29	.793	19	29	48	3.2	25	1	9	0.60	5	0.33	1.80	8	0.53	6	0.40	143	9.5		
3 GILBERT, Alterique	30-20	817:30	27.2	84-243	.346	34-107	.318	53-79	.671	13	64	77	2.6	57	0	113	3.77	70	2.33	1.61	3	0.10	33	1.10	255	8.5		
25 CARLTON, Josh	31-31	657:39	21.2	104-207	.502	0-0	.000	33-66	.500	87	102	189	6.1	88	3	21	0.68	65	2.10	0.32	33	1.06	12	0.39	241	7.8		
10 ADAMS, Brendan	31-1	680:59	22.0	74-188	.394	30-108	.278	50-69	.725	21	48	69	2.2	54	1	34	1.10	42	1.35	0.81	4	0.13	16	0.52	228	7.4		
5 WHALEY, Isaiah	30-6	562:36	18.8	68-126	.540	0-0	.000	44-60	.733	60	89	149	5.0	68	2	17	0.57	27	0.90	0.63	46	1.53	19	0.63	180	6.0		
23 AKOK, Akok	25-24	701:36	28.1	57-138	.413	12-46	.261	19-32	.594	33	105	138	5.5	40	0	11	0.44	25	1.00	0.44	66	2.64	9	0.36	145	5.8		
00 GAFFNEY, Jalen	31-11	593:05	19.1	38-113	.336	14-53	.264	30-39	.769	6	32	38	1.2	42	0	66	2.13	36	1.16	1.83	0	0.00	19	0.61	120	3.9		
15 WILSON, Sidney	23-0	266:10	11.6	30-71	.423	5-15	.333	10-17	.588	17	27	44	1.9	45	2	10	0.43	18	0.78	0.56	14	0.61	7	0.30	75	3.3		
41 GARRY, Matt	6-0	07:54	1.3	0-0	.000	0-0	.000	0-4	.000	0	0	0	0.0	0	0	1	0.17	0	0.00	1.00	0	0.00	0	0.00	0	0.0		
45 AIYEGBUSI, Temi	10-0	10:19	1.0	0-4	.000	0-1	.000	0-0	.000	0	0	0	0.0	3	0	1	0.10	1	0.10	1.00	0	0.00	0	0.00	0	0.0		
Total	31	6400		782-1862	.420	216-667	.324	478-644	.742	393	781	1174	37.9	577	13	400	12.90	440	14.19	0.91	185	5.97	220	7.10	2258	72.8		
Opponents	31	6400		728-1756	.415	173-524	.330	449-608	.738	326	760	1086	35.0	596	19	364	11.74	483	15.58	0.75	121	3.90	215	6.94	2078	67.0		

Score by Periods

Team	1st	2nd	OT	TOT
UConn	996	1188	74	2258
Opponents	966	1027	85	2078



**2019-20 UConn Men's Basketball
Team Overall Conference
All games**

Page 1/1
as of Mar 08, 2020

Summary

Player	Overall Statistics										Conference Statistics									
	GP-GS	MIN/G	FG%	3FG%	FT%	R/G	A/G	STL	BLK	PTS/G	GP-GS	MIN/G	FG%	3FG%	FT%	R/G	A/G	STL	BLK	PTS/G
VITAL, Christian	31-31	32.3	.398	.346	.899	6.3	2.6	78	5	16.4	18-18	34.4	.394	.341	.909	5.4	2.4	46	3	17.9
BOUKNIGHT, James	28-16	25.9	.462	.347	.822	4.1	1.3	21	6	13.0	18-15	29.7	.445	.321	.851	4.8	1.6	15	5	15.3
POLLEY, Tyler	15-15	25.0	.417	.405	.793	3.2	0.6	6	8	9.5	3-3	21.3	.333	.250	.600	4.7	0.3	1	0	7.3
GILBERT, Alterique	30-20	27.2	.346	.318	.671	2.6	3.8	33	3	8.5	17-7	26.7	.376	.365	.594	2.5	3.1	15	3	7.4
CARLTON, Josh	31-31	21.2	.502	.000	.500	6.1	0.7	12	33	7.8	18-18	18.6	.472	.000	.467	5.3	0.7	8	16	5.4
ADAMS, Brendan	31-1	22.0	.394	.278	.725	2.2	1.1	16	4	7.4	18-1	23.7	.328	.267	.682	2.5	1.2	9	2	7.1
WHALEY, Isaiah	30-6	18.8	.540	.000	.733	5.0	0.6	19	46	6.0	18-6	23.3	.587	.000	.769	6.6	0.7	15	35	8.2
AKOK, Akok	25-24	28.1	.413	.261	.594	5.5	0.4	9	66	5.8	12-11	28.0	.349	.167	.611	5.1	0.3	4	26	4.9
GAFFNEY, Jalen	31-11	19.1	.336	.264	.769	1.2	2.1	19	0	3.9	18-11	23.9	.329	.238	.813	1.7	2.5	18	0	5.1
WILSON, Sidney	23-0	11.6	.423	.333	.588	1.9	0.4	7	14	3.3	12-0	10.5	.447	.417	.400	1.4	0.3	4	6	3.4
GARRY, Matt	6-0	1.3	.000	.000	.000	0.0	0.2	0	0	0.0	1-0	0.9	.000	.000	.000	0.0	0.0	0	0	0.0
AIYEBUSI, Temi	10-0	1.0	.000	.000	.000	0.0	0.1	0	0	0.0	4-0	0.8	.000	.000	.000	0.0	0.3	0	0	0.0
Totals	31		.420	.324	.742	37.9	12.9	220	185	72.8	18		.410	.306	.762	37.3	12.4	135	96	72.8
Opponent	31		.415	.330	.738	35.0	11.7	215	121	67.0	18		.435	.349	.739	35.1	12.7	123	67	70.7

Scoring

Player	Overall Statistics								Conference Statistics							
	FG-FGA	FG%	3FG-3FGA	3FG%	FT-FTA	FT%	PTS	PTS/G	FG-FGA	FG%	3FG-3FGA	3FG%	FT-FTA	FT%	PTS	PTS/G
VITAL, Christian	154-387	.398	66-191	.346	133-148	.899	507	16.4	95-241	.394	42-123	.341	90-99	.909	322	17.9
BOUKNIGHT, James	128-277	.462	25-72	.347	83-101	.822	364	13.0	97-218	.445	18-56	.321	63-74	.851	275	15.3
POLLEY, Tyler	45-108	.417	30-74	.405	23-29	.793	143	9.5	8-24	.333	3-12	.250	3-5	.600	22	7.3
GILBERT, Alterique	84-243	.346	34-107	.318	53-79	.671	255	8.5	44-117	.376	19-52	.365	19-32	.594	126	7.4
CARLTON, Josh	104-207	.502	0-0	.000	33-66	.500	241	7.8	42-89	.472	0-0	.000	14-30	.467	98	5.4
ADAMS, Brendan	74-188	.394	30-108	.278	50-69	.725	228	7.4	39-119	.328	20-75	.267	30-44	.682	128	7.1
WHALEY, Isaiah	68-126	.540	0-0	.000	44-60	.733	180	6.0	54-92	.587	0-0	.000	40-52	.769	148	8.2
AKOK, Akok	57-138	.413	12-46	.261	19-32	.594	145	5.8	22-63	.349	4-24	.167	11-18	.611	59	4.9
GAFFNEY, Jalen	38-113	.336	14-53	.264	30-39	.769	120	3.9	28-85	.329	10-42	.238	26-32	.813	92	5.1
WILSON, Sidney	30-71	.423	5-15	.333	10-17	.588	75	3.3	17-38	.447	5-12	.417	2-5	.400	41	3.4
GARRY, Matt	0-0	.000	0-0	.000	0-4	.000	0	0.0	0-0	.000	0-0	.000	0-0	.000	0	0.0
AIYEBUSI, Temi	0-4	.000	0-1	.000	0-0	.000	0	0.0	0-2	.000	0-0	.000	0-0	.000	0	0.0
Totals	782-1862	.420	216-667	.324	478-644	.742	2258	72.8	446-1088	.410	121-396	.306	298-391	.762	1311	72.8
Opponent	728-1756	.415	173-524	.330	449-608	.738	2078	67.0	445-1022	.435	97-278	.349	286-387	.739	1273	70.7

Totals

Player	Overall Statistics										Conference Statistics									
	O-REB	D-REB	TOTAL	PF	FO	A	TO	A/TO	HI	PTS	O-REB	D-REB	TOTAL	PF	FO	A	TO	A/TO	HI	PTS
VITAL, Christian	39	156	195	81	2	81	83	1.0	28	20	78	98	57	2	44	46	1.0	28		
BOUKNIGHT, James	44	71	115	74	2	36	50	0.7	23	30	56	86	56	1	28	34	0.8	23		
POLLEY, Tyler	19	29	48	25	1	9	5	1.8	19	6	8	14	0	0	1	0	1.0	19		
GILBERT, Alterique	13	64	77	57	0	113	70	1.6	22	8	34	42	34	0	52	38	1.4	17		
CARLTON, Josh	87	102	189	88	3	21	65	0.3	19	49	46	95	54	1	13	30	0.4	13		
ADAMS, Brendan	21	48	69	54	1	34	42	0.8	20	14	31	45	36	0	21	26	0.8	16		
WHALEY, Isaiah	60	89	149	68	2	17	27	0.6	18	50	68	118	45	1	12	20	0.6	18		
AKOK, Akok	33	105	138	40	0	11	25	0.4	13	15	46	61	20	0	4	14	0.3	13		
GAFFNEY, Jalen	6	32	38	42	0	66	36	1.8	13	5	25	30	24	0	45	27	1.7	13		
WILSON, Sidney	17	27	44	45	2	10	18	0.6	13	9	8	17	25	2	3	9	0.3	12		
GARRY, Matt	0	0	0	0	0	1	0	1.0	0	0	0	0	0	0	0	0	0.0	0		
AIYEBUSI, Temi	0	0	0	3	0	1	1	1.0	0	0	0	0	1	0	1	1	1.0	0		
Totals	393	781	1174	577	13	400	440	0.9	89	234	437	671	352	7	224	258	0.9	89		
Opponent	326	760	1086	596	19	364	483	0.8	96	189	443	632	359	7	229	270	0.8	93		



2019-20 UConn Men's Basketball
Combined Team Statistics
Won games

Game Records

Record	Overall	Home	Away	Neutral
ALL GAMES	19-0	14-0	3-0	2-0
CONFERENCE	10-0	7-0	3-0	0-0
NON-CONFERENCE	9-0	7-0	0-0	2-0

Score by Periods

Team	1st	2nd	OT	TOT
UConn	657	768	5	1430
Opponents	554	616	4	1174

Team Box Score

No.	Player	Total			3-Point		F-Throw		Rebounds				Other Stats									
		GP-GS	MIN	AVG	FG-FGA	FG%	3FG-FGA	3FG%	FT-FTA	FT%	OFF	DEF	TOT	AVG	PF	DQ	A	TO	BLK	STL	PTS	AVG
1	VITAL, Christian	19-19	585:12	30.8	103-232	.444	46-114	.404	83-92	.902	25	91	116	6.1	41	0	47	50	5	47	335	17.6
2	BOUKNIGHT, James	17-9	421:50	24.8	78-165	.473	19-49	.388	50-62	.806	33	48	81	4.8	39	0	21	24	3	9	225	13.2
12	POLLEY, Tyler	10-10	252:53	25.3	34-78	.436	20-50	.400	17-21	.810	18	20	38	3.8	18	0	8	5	4	4	105	10.5
10	ADAMS, Brendan	19-1	431:01	22.7	55-125	.440	17-66	.258	40-54	.741	13	29	42	2.2	36	0	25	22	3	12	167	8.8
25	CARLTON, Josh	19-19	408:04	21.5	71-133	.534	0-0	.000	20-40	.500	56	66	122	6.4	48	1	12	39	23	8	162	8.5
3	GILBERT, Alterique	18-11	458:27	25.5	47-121	.388	18-62	.290	29-44	.659	7	34	41	2.3	32	0	70	33	1	22	141	7.8
5	WHALEY, Isaiah	19-5	372:06	19.6	46-87	.529	0-0	.000	33-45	.733	41	54	95	5.0	38	0	12	15	37	12	125	6.6
23	AKOK, Akok	14-13	380:26	27.2	31-76	.408	6-23	.261	6-13	.462	17	62	79	5.6	16	0	9	11	38	6	74	5.3
00	GAFFNEY, Jalen	19-8	384:06	20.2	23-73	.315	8-34	.235	15-23	.652	5	19	24	1.3	25	0	45	23	0	9	69	3.6
15	WILSON, Sidney	13-0	112:46	8.7	11-29	.379	0-4	.000	5-7	.714	9	12	21	1.6	17	0	5	8	5	5	27	2.1
41	GARRY, Matt	6-0	07:54	1.3	0-0	.000	0-0	.000	0-4	.000	0	0	0	0.0	0	0	1	0	0	0	0	0.0
45	AIYEBUSI, Temi	9-0	10:14	1.1	0-3	.000	0-1	.000	0-0	.000	0	0	0	0.0	3	0	1	1	0	0	0	0.0
Team											30	34	64					12				
Total		19	3825		499-1122	.445	134-403	.333	298-405	.736	254	469	723	38.1	313	1	256	243	119	134	1430	75.3
Opponents		19	3825		427-1068	.400	95-319	.298	225-294	.765	205	416	621	32.7	365	11	198	296	69	112	1174	61.8

Team Statistics

	UCONN	OPP
Scoring	1430	1174
Points per game	75.3	61.8
Scoring margin	+13.5	-
Field goals-att	499-1122	427-1068
Field goal pct	.445	.400
3 point fg-att	134-403	95-319
3-point FG pct	.333	.298
3-pt FG made per game	7.1	5.0
Free throws-att	298-405	225-294
Free throw pct	.736	.765
F-Throws made per game	15.7	11.8
Rebounds	723	621
Rebounds per game	38.1	32.7
Rebounding margin	+5.4	-
Assists	256	198
Assists per game	13.5	10.4
Turnovers	243	296
Turnovers per game	12.8	15.6
Turnover margin	+2.8	-
Assist/turnover ratio	1.1	0.7
Steals	134	112
Steals per game	7.1	5.9
Blocks	119	69
Blocks per game	6.3	3.6
Winning streak	19	-
Home win streak	14	-
Attendance	128518	11530
Home games-Avg/Game	14-9180	3-3843
Neutral site-Avg/Game	-	2-3558

Team Results

Date	Opponent	Score	Att.
11/08/2019	Sacred Heart	W 89-67	10167
11/17/2019	Florida	W 62-59	10167
11/21/2019	vs Buffalo	W 79-68	4003
11/24/2019	vs Miami (FL)	W 80-55	3112
12/01/2019	Maine	W 64-40	7129
12/04/2019	Iona	W 80-62	5909
12/18/2019	Saint Peter's	W 66-56	7514
12/22/2019	New Hampshire	W 88-62	9374
12/29/2019	NJIT	W 69-47	10507
01/08/2020	Tulane	W 67-61	5721
01/29/2020	Temple	W 78-63	7886
02/06/2020	at Tulsa	W 72-56	4630
02/09/2020	Cincinnati	Wot 72-71	9409
02/16/2020	Memphis	W 64-61	15564
02/23/2020	South Fla.	W 78-71	9524
02/26/2020	UCF	W 81-65	9480
02/29/2020	at East Carolina	W 84-63	5003
03/05/2020	Houston	W 77-71	10167
03/08/2020	at Tulane	W 80-76	1897



2019-20 UConn Men's Basketball
Combined Team Statistics
Lost games

Game Records

Record	Overall	Home	Away	Neutral
ALL GAMES	0-12	0-3	0-7	0-2
CONFERENCE	0-8	0-2	0-6	0-0
NON-CONFERENCE	0-4	0-1	0-1	0-2

Score by Periods

Team	1st	2nd	OT	TOT
UConn	339	420	69	828
Opponents	412	411	81	904

Team Box Score

No.	Player	Total			3-Point		F-Throw		Rebounds				Other Stats									
		GP-GS	MIN	AVG	FG-FGA	FG%	3FG-FGA	3FG%	FT-FTA	FT%	OFF	DEF	TOT	AVG	PF	DQ	A	TO	BLK	STL	PTS	AVG
1	VITAL, Christian	12-12	417:11	34.8	51-155	.329	20-77	.260	50-56	.893	14	65	79	6.6	40	2	34	33	0	31	172	14.3
2	BOUKNIGHT, James	11-7	302:21	27.5	50-112	.446	6-23	.261	33-39	.846	11	23	34	3.1	35	2	15	26	3	12	139	12.6
3	GILBERT, Alterique	12-9	359:03	29.9	37-122	.303	16-45	.356	24-35	.686	6	30	36	3.0	25	0	43	37	2	11	114	9.5
12	POLLEY, Tyler	5-5	122:43	24.5	11-30	.367	10-24	.417	6-8	.750	1	9	10	2.0	7	1	1	0	4	2	38	7.6
25	CARLTON, Josh	12-12	249:35	20.8	33-74	.446	0-0	.000	13-26	.500	31	36	67	5.6	40	2	9	26	10	4	79	6.6
23	AKOK, Akok	11-11	321:10	29.2	26-62	.419	6-23	.261	13-19	.684	16	43	59	5.4	24	0	2	14	28	3	71	6.5
10	ADAMS, Brendan	12-0	249:59	20.8	19-63	.302	13-42	.310	10-15	.667	8	19	27	2.3	18	1	9	20	1	4	61	5.1
5	WHALEY, Isaiah	11-1	190:30	17.3	22-39	.564	0-0	.000	11-15	.733	19	35	54	4.9	30	2	5	12	9	7	55	5.0
15	WILSON, Sidney	10-0	153:24	15.3	19-42	.452	5-11	.455	5-10	.500	8	15	23	2.3	28	2	5	10	9	2	48	4.8
00	GAFFNEY, Jalen	12-3	208:59	17.4	15-40	.375	6-19	.316	15-16	.938	1	13	14	1.2	17	0	21	13	0	10	51	4.3
45	AIYEBUSI, Temi	1-0	00:05	0.1	0-1	.000	0-0	.000	0-0	.000	0	0	0	0.0	0	0	0	0	0	0	0	0.0
Team											24	24	48					6				
Total		12	2575		283-740	.382	82-264	.311	180-239	.753	139	312	451	37.6	264	12	144	197	66	86	828	69.0
Opponents		12	2575		301-688	.438	78-205	.380	224-314	.713	121	344	465	38.8	231	8	166	187	52	103	904	75.3

Team Statistics

	UCONN	OPP
Scoring	828	904
Points per game	69.0	75.3
Scoring margin	-6.3	-
Field goals-att	283-740	301-688
Field goal pct	.382	.438
3 point fg-att	82-264	78-205
3-point FG pct	.311	.380
3-pt FG made per game	6.8	6.5
Free throws-att	180-239	224-314
Free throw pct	.753	.713
F-Throws made per game	15.0	18.7
Rebounds	451	465
Rebounds per game	37.6	38.8
Rebounding margin	-1.2	-
Assists	144	166
Assists per game	12.0	13.8
Turnovers	197	187
Turnovers per game	16.4	15.6
Turnover margin	-0.8	-
Assist/turnover ratio	0.7	0.9
Steals	86	103
Steals per game	7.2	8.6
Blocks	66	52
Blocks per game	5.5	4.3
Winning streak	0	-
Home win streak	0	-
Attendance	27871	66378
Home games-Avg/Game	3-9290	7-9483
Neutral site-Avg/Game	-	2-7681

Team Results

Date	Opponent		Score	Att.
11/13/2019	Saint Joseph's	L	87-96	4081
11/22/2019	vs Xavier	Lot2	74-75	4416
12/10/2019	vs Indiana	L	54-57	10945
01/01/2020	at Cincinnati	L	51-67	10833
01/04/2020	at South Fla.	L	60-75	4694
01/12/2020	Wichita St.	Lot2	86-89	13281
01/18/2020	at Villanova	L	55-61	16723
01/23/2020	at Houston	L	59-63	7035
01/26/2020	Tulsa	Lot	75-79	10509
02/01/2020	at Memphis	L	63-70	16240
02/12/2020	at SMU	L	75-79	4249
02/20/2020	at Temple	Lot2	89-93	6604



2019-20 UConn Men's Basketball
Combined Team Statistics
Home games

Game Records

Record	Overall	Home	Away	Neutral
ALL GAMES	14-3	14-3	0-0	0-0
CONFERENCE	7-2	7-2	0-0	0-0
NON-CONFERENCE	7-1	7-1	0-0	0-0

Score by Periods

Team	1st	2nd	OT	TOT
UConn	566	681	36	1283
Opponents	510	568	42	1120

Team Box Score

No.	Player	Total			3-Point		F-Throw		Rebounds				PF	DQ	A	TO	BLK	STL	PTS	AVG		
		GP-GS	MIN	AVG	FG-FGA	FG%	3FG-FGA	3FG%	FT-FTA	FT%	OFF	DEF									TOT	AVG
1	VITAL, Christian	17-17	541:49	31.9	89-216	.412	36-103	.350	88-95	.926	25	88	113	6.6	42	0	43	40	5	46	302	17.8
2	BOUKNIGHT, James	14-8	351:25	25.1	62-137	.453	15-41	.366	48-60	.800	23	37	60	4.3	37	0	13	22	3	7	187	13.4
12	POLLEY, Tyler	9-9	236:00	26.2	34-75	.453	22-49	.449	18-23	.783	17	18	35	3.9	18	1	5	3	7	4	108	12.0
3	GILBERT, Alterique	16-12	446:34	27.9	47-132	.356	20-65	.308	34-49	.694	5	35	40	2.5	29	0	61	34	3	22	148	9.3
25	CARLTON, Josh	17-17	366:46	21.6	55-117	.470	0-0	.000	25-47	.532	52	60	112	6.6	44	1	11	43	17	7	135	7.9
10	ADAMS, Brendan	17-0	367:11	21.6	43-100	.430	14-54	.259	23-33	.697	10	30	40	2.4	31	1	21	19	3	9	123	7.2
23	AKOK, Akok	14-14	397:17	28.4	32-77	.416	7-24	.292	12-19	.632	24	63	87	6.2	21	0	8	11	40	6	83	5.9
5	WHALEY, Isaiah	17-3	293:28	17.3	32-57	.561	0-0	.000	24-36	.667	25	37	62	3.6	32	0	11	8	28	11	88	5.2
00	GAFFNEY, Jalen	17-5	323:16	19.0	19-60	.317	7-28	.250	19-26	.731	3	16	19	1.1	23	0	42	18	0	6	64	3.8
15	WILSON, Sidney	13-0	160:55	12.4	18-49	.367	2-11	.182	7-13	.538	14	16	30	2.3	25	1	6	11	5	5	45	3.5
41	GARRY, Matt	5-0	06:54	1.4	0-0	.000	0-0	.000	0-4	.000	0	0	0	0.0	0	0	1	0	0	0	0	0.0
45	AIYEBUSI, Temi	7-0	08:25	1.2	0-3	.000	0-1	.000	0-0	.000	0	0	0	0.0	2	0	0	1	0	0	0	0.0
Team											21	34	55				9					
Total		17	3500		431-1023	.421	123-376	.327	298-405	.736	219	434	653	38.4	304	4	222	219	111	123	1283	75.5
Opponents		17	3500		398-987	.403	100-309	.324	224-297	.754	192	421	613	36.1	341	12	189	278	60	108	1120	65.9

Team Statistics

	UConn	OPP
Scoring	1283	1120
Points per game	75.5	65.9
Scoring margin	+9.6	-
Field goals-att	431-1023	398-987
Field goal pct	.421	.403
3 point fg-att	123-376	100-309
3-point FG pct	.327	.324
3-pt FG made per game	7.2	5.9
Free throws-att	298-405	224-297
Free throw pct	.736	.754
F-Throws made per game	17.5	13.2
Rebounds	653	613
Rebounds per game	38.4	36.1
Rebounding margin	+2.4	-
Assists	222	189
Assists per game	13.1	11.1
Turnovers	219	278
Turnovers per game	12.9	16.4
Turnover margin	+3.5	-
Assist/turnover ratio	1.0	0.7
Steals	123	108
Steals per game	7.2	6.4
Blocks	111	60
Blocks per game	6.5	3.5
Winning streak	6	-
Home win streak	6	-
Attendance	156389	0
Home games-Avg/Game	17-9199	0-0
Neutral site-Avg/Game	-	0-0

Team Results

Date	Opponent		Score	Att.
11/08/2019	Sacred Heart	W	89-67	10167
11/13/2019	Saint Joseph's	L	87-96	4081
11/17/2019	Florida	W	62-59	10167
12/01/2019	Maine	W	64-40	7129
12/04/2019	Iona	W	80-62	5909
12/18/2019	Saint Peter's	W	66-56	7514
12/22/2019	New Hampshire	W	88-62	9374
12/29/2019	NJIT	W	69-47	10507
01/08/2020	Tulane	W	67-61	5721
01/12/2020	Wichita St.	Lot2	86-89	13281
01/26/2020	Tulsa	Lot	75-79	10509
01/29/2020	Temple	W	78-63	7886
02/09/2020	Cincinnati	Wot	72-71	9409
02/16/2020	Memphis	W	64-61	15564
02/23/2020	South Fla.	W	78-71	9524
02/26/2020	UCF	W	81-65	9480
03/05/2020	Houston	W	77-71	10167



2019-20 UConn Men's Basketball
Combined Team Statistics
Away games

Game Records

Record	Overall	Home	Away	Neutral
ALL GAMES	3-7	0-0	3-7	0-0
CONFERENCE	3-6	0-0	3-6	0-0
NON-CONFERENCE	0-1	0-0	0-1	0-0

Score by Periods

Team	1st	2nd	OT	TOT
UConn	310	358	20	688
Opponents	330	349	24	703

Team Box Score

No.	Player				Total		3-Point		F-Throw		Rebounds											
		GP-GS	MIN	AVG	FG-FGA	FG%	3FG-FGA	3FG%	FT-FTA	FT%	OFF	DEF	TOT	AVG	PF	DQ	A	TO	BLK	STL	PTS	AVG
1	VITAL, Christian	10-10	334:41	33.5	50-125	.400	23-66	.348	37-42	.881	9	38	47	4.7	33	2	24	27	0	22	160	16.0
2	BOUKNIGHT, James	10-8	302:41	30.3	50-115	.435	8-27	.296	29-33	.879	14	27	41	4.1	30	1	20	21	3	10	137	13.7
5	WHALEY, Isaiah	9-3	236:14	26.2	34-57	.596	0-0	.000	20-24	.833	32	49	81	9.0	29	1	6	16	15	8	88	9.8
3	GILBERT, Alterique	10-4	266:05	26.6	32-80	.400	12-31	.387	10-20	.500	5	15	20	2.0	22	0	31	27	0	10	86	8.6
10	ADAMS, Brendan	10-1	222:46	22.3	20-67	.299	11-42	.262	14-21	.667	7	13	20	2.0	20	0	8	19	1	5	65	6.5
00	GAFFNEY, Jalen	10-6	234:09	23.4	17-46	.370	6-23	.261	11-13	.846	3	15	18	1.8	13	0	22	17	0	13	51	5.1
25	CARLTON, Josh	10-10	172:02	17.2	24-47	.511	0-0	.000	2-6	.333	23	26	49	4.9	32	1	6	10	10	2	50	5.0
23	AKOK, Akok	7-6	196:43	28.1	13-39	.333	2-13	.154	5-10	.500	7	24	31	4.4	13	0	1	11	11	2	33	4.7
15	WILSON, Sidney	6-0	55:01	9.2	6-10	.600	3-3	1.000	0-0	.000	0	4	4	0.7	14	1	2	4	4	1	15	2.5
12	POLLEY, Tyler	2-2	28:44	14.4	1-9	.111	1-5	.200	0-0	.000	0	3	3	1.5	0	0	1	0	0	1	3	1.5
45	AIYEBUSI, Temi	2-0	00:54	0.5	0-1	.000	0-0	.000	0-0	.000	0	0	0	0.0	1	0	1	0	0	0	0	0.0
Team											23	20	43					8				
Total		10	2050		247-596	.414	66-210	.314	128-169	.757	123	234	357	35.7	207	6	122	160	44	74	688	68.8
Opponents		10	2050		233-520	.448	53-144	.368	184-252	.730	87	237	324	32.4	180	3	127	150	38	74	703	70.3

Team Statistics

	UCONN	OPP
Scoring	688	703
Points per game	68.8	70.3
Scoring margin	-1.5	-
Field goals-att	247-596	233-520
Field goal pct	.414	.448
3 point fg-att	66-210	53-144
3-point FG pct	.314	.368
3-pt FG made per game	6.6	5.3
Free throws-att	128-169	184-252
Free throw pct	.757	.730
F-Throws made per game	12.8	18.4
Rebounds	357	324
Rebounds per game	35.7	32.4
Rebounding margin	+3.3	-
Assists	122	127
Assists per game	12.2	12.7
Turnovers	160	150
Turnovers per game	16.0	15.0
Turnover margin	-1.0	-
Assist/turnover ratio	0.8	0.8
Steals	74	74
Steals per game	7.4	7.4
Blocks	44	38
Blocks per game	4.4	3.8
Winning streak	2	-
Home win streak	0	-
Attendance	0	77908
Home games-Avg/Game	0-0	10-7791
Neutral site-Avg/Game	-	0-0

Team Results

Date	Opponent		Score	Att.
01/01/2020	at Cincinnati	L	51-67	10833
01/04/2020	at South Fla.	L	60-75	4694
01/18/2020	at Villanova	L	55-61	16723
01/23/2020	at Houston	L	59-63	7035
02/01/2020	at Memphis	L	63-70	16240
02/06/2020	at Tulsa	W	72-56	4630
02/12/2020	at SMU	L	75-79	4249
02/20/2020	at Temple	Lot2	89-93	6604
02/29/2020	at East Carolina	W	84-63	5003
03/08/2020	at Tulane	W	80-76	1897



2019-20 UConn Men's Basketball
 Combined Team Statistics
 Neutral Site games

Game Records

Record	Overall	Home	Away	Neutral
ALL GAMES	2-2	0-0	0-0	2-2
CONFERENCE	0-0	0-0	0-0	0-0
NON-CONFERENCE	2-2	0-0	0-0	2-2

Score by Periods

Team	1st	2nd	OT	TOT
UConn	120	149	18	287
Opponents	126	110	19	255

Team Box Score

No.	Player				Total		3-Point		F-Throw		Rebounds											
		GP-GS	MIN	AVG	FG-FGA	FG%	3FG-FGA	3FG%	FT-FTA	FT%	OFF	DEF	TOT	AVG	PF	DQ	A	TO	BLK	STL	PTS	AVG
25	CARLTON, Josh	4-4	118:51	29.7	25-43	.581	0-0	.000	6-13	.462	12	16	28	7.0	12	1	4	12	6	3	56	14.0
1	VITAL, Christian	4-4	125:54	31.5	15-46	.326	7-22	.318	8-11	.727	5	30	35	8.8	6	0	14	16	0	10	45	11.3
10	ADAMS, Brendan	4-0	91:03	22.8	11-21	.524	5-12	.417	13-15	.867	4	5	9	2.3	3	0	5	4	0	2	40	10.0
2	BOUKNIGHT, James	4-0	70:06	17.5	16-25	.640	2-4	.500	6-8	.750	7	7	14	3.5	7	1	3	7	0	4	40	10.0
12	POLLEY, Tyler	4-4	110:52	27.7	10-24	.417	7-20	.350	5-6	.833	2	8	10	2.5	7	0	3	2	1	1	32	8.0
23	AKOK, Akok	4-4	107:36	26.9	12-22	.545	3-9	.333	2-3	.667	2	18	20	5.0	6	0	2	3	15	1	29	7.3
3	GILBERT, Alterique	4-4	104:51	26.2	5-31	.161	2-11	.182	9-10	.900	3	14	17	4.3	6	0	21	9	0	1	21	5.3
15	WILSON, Sidney	4-0	50:14	12.6	6-12	.500	0-1	.000	3-4	.750	3	7	10	2.5	6	0	2	3	5	1	15	3.8
00	GAFFNEY, Jalen	4-0	35:39	8.9	2-7	.286	1-2	.500	0-0	.000	0	1	1	0.3	6	0	2	1	0	0	5	1.3
5	WHALEY, Isaiah	4-0	32:54	8.2	2-12	.167	0-0	.000	0-0	.000	3	3	6	1.5	7	1	0	3	3	0	4	1.0
41	GARRY, Matt	1-0	01:00	1.0	0-0	.000	0-0	.000	0-0	.000	0	0	0	0.0	0	0	0	0	0	0	0	0.0
45	AIYEBBUSI, Temi	1-0	01:00	1.0	0-0	.000	0-0	.000	0-0	.000	0	0	0	0.0	0	0	0	0	0	0	0	0.0
Team											10	4	14					1				
Total		4	850		104-243	.428	27-81	.333	52-70	.743	51	113	164	41.0	66	3	56	61	30	23	287	71.8
Opponents		4	850		97-249	.390	20-71	.282	41-59	.695	47	102	149	37.3	75	4	48	55	23	33	255	63.8

Team Statistics

	UCONN	OPP
Scoring	287	255
Points per game	71.8	63.8
Scoring margin	+8.0	-
Field goals-att	104-243	97-249
Field goal pct	.428	.390
3 point fg-att	27-81	20-71
3-point FG pct	.333	.282
3-pt FG made per game	6.8	5.0
Free throws-att	52-70	41-59
Free throw pct	.743	.695
F-Throws made per game	13.0	10.3
Rebounds	164	149
Rebounds per game	41.0	37.3
Rebounding margin	+3.8	-
Assists	56	48
Assists per game	14.0	12.0
Turnovers	61	55
Turnovers per game	15.3	13.8
Turnover margin	-1.5	-
Assist/turnover ratio	0.9	0.9
Steals	23	33
Steals per game	5.8	8.3
Blocks	30	23
Blocks per game	7.5	5.8
Winning streak	0	-
Home win streak	0	-
Attendance	0	0
Home games-Avg/Game	0-0	0-0
Neutral site-Avg/Game	-	4-5619

Team Results

Date	Opponent		Score	Att.
11/21/2019	vs Buffalo	W	79-68	4003
11/22/2019	vs Xavier	Lot2	74-75	4416
11/24/2019	vs Miami (FL)	W	80-55	3112
12/10/2019	vs Indiana	L	54-57	10945



2019-20 UConn Men's Basketball
 Combined Team Statistics
 Final 5 games

Game Records

Record	Overall	Home	Away	Neutral
ALL GAMES	5-0	3-0	2-0	0-0
CONFERENCE	5-0	3-0	2-0	0-0
NON-CONFERENCE	0-0	0-0	0-0	0-0

Score by Periods

Team	1st	2nd	OT	TOT
UConn	178	222	0	400
Opponents	165	181	0	346

Team Box Score

No.	Player	Total			3-Point		F-Throw		Rebounds				PF DQ A TO BLK STL PTS AVG									
		GP-GS	MIN	AVG	FG-FGA	FG%	3FG-FGA	3FG%	FT-FTA	FT%	OFF	DEF	TOT	AVG	PF	DQ	A	TO	BLK	STL	PTS	AVG
1	VITAL, Christian	5-5	172:53	34.6	38-72	.528	16-36	.444	31-36	.861	5	22	27	5.4	13	0	11	15	0	15	123	24.6
2	BOUKNIGHT, James	5-5	148:22	29.7	24-50	.480	6-19	.316	25-28	.893	9	21	30	6.0	13	0	9	6	1	1	79	15.8
5	WHALEY, Isaiah	5-5	157:49	31.6	22-37	.595	0-0	.000	21-27	.778	18	20	38	7.6	11	0	4	4	13	4	65	13.0
10	ADAMS, Brendan	5-0	142:14	28.4	14-37	.378	3-19	.158	13-19	.684	5	9	14	2.8	12	0	11	8	0	3	44	8.8
3	GILBERT, Alterique	5-1	130:17	26.1	10-26	.385	5-18	.278	6-9	.667	1	11	12	2.4	12	0	15	8	1	6	31	6.2
25	CARLTON, Josh	5-5	82:15	16.5	14-24	.583	0-0	.000	3-6	.500	9	11	20	4.0	18	1	3	9	3	2	31	6.2
00	GAFFNEY, Jalen	5-4	141:44	28.3	9-23	.391	2-9	.222	5-9	.556	3	5	8	1.6	6	0	12	10	0	7	25	5.0
15	WILSON, Sidney	4-0	22:22	5.6	1-6	.167	0-1	.000	0-0	.000	3	1	4	1.0	6	0	1	1	2	2	2	0.5
45	AIYEBBUSI, Temi	2-0	02:03	1.0	0-1	.000	0-0	.000	0-0	.000	0	0	0	0.0	1	0	1	0	0	0	0	0.0
Team											7	13	20					5				
Total		5	1000		132-276	.478	32-102	.314	104-134	.776	60	113	173	34.6	92	1	67	66	20	40	400	80.0
Opponents		5	1000		127-285	.446	25-80	.313	67-85	.788	55	94	149	29.8	109	4	50	71	10	26	346	69.2

Team Statistics

	UCONN	OPP
Scoring	400	346
Points per game	80.0	69.2
Scoring margin	+10.8	-
Field goals-att	132-276	127-285
Field goal pct	.478	.446
3 point fg-att	32-102	25-80
3-point FG pct	.314	.313
3-pt FG made per game	6.4	5.0
Free throws-att	104-134	67-85
Free throw pct	.776	.788
F-Throws made per game	20.8	13.4
Rebounds	173	149
Rebounds per game	34.6	29.8
Rebounding margin	+4.8	-
Assists	67	50
Assists per game	13.4	10.0
Turnovers	66	71
Turnovers per game	13.2	14.2
Turnover margin	+1.0	-
Assist/turnover ratio	1.0	0.7
Steals	40	26
Steals per game	8.0	5.2
Blocks	20	10
Blocks per game	4.0	2.0
Winning streak	5	-
Home win streak	3	-
Attendance	29171	6900
Home games-Avg/Game	3-9724	2-3450
Neutral site-Avg/Game	-	0-0

Team Results

Date	Opponent		Score	Att.
02/23/2020	South Fla.	W	78-71	9524
02/26/2020	UCF	W	81-65	9480
02/29/2020	at East Carolina	W	84-63	5003
03/05/2020	Houston	W	77-71	10167
03/08/2020	at Tulane	W	80-76	1897



2019-20 UConn Men's Basketball
Overall Team Statistics
All games

Page 1/1
as of Mar 08, 2020

Team Statistics

	UConn	OPP
Scoring	2258	2078
Points per game	72.8	67.0
Scoring margin	+5.8	-
Field goals-att	782-1862	728-1756
Field goal pct	.420	.415
3 point fg-att	216-667	173-524
3-point FG pct	.324	.330
3-pt FG made per game	7.0	5.6
Free throws-att	478-644	449-608
Free throw pct	.742	.738
F-Throws made per game	15.4	14.5
Rebounds	1174	1086
Rebounds per game	37.9	35.0
Rebounding margin	+2.8	-
Assists	400	364
Assists per game	12.9	11.7
Turnovers	440	483
Turnovers per game	14.2	15.6
Turnover margin	+1.4	-
Assist/turnover ratio	0.9	0.8
Steals	220	215
Steals per game	7.1	6.9
Blocks	185	121
Blocks per game	6.0	3.9
Winning streak	5	-
Home win streak	6	-
Attendance	156389	77908
Home games-Avg/Game	17-9199	10-7791
Neutral site-Avg/Game	-	4-5619

Score by Periods

Team	1st	2nd	OT	TOT
UConn	996	1188	74	2258
Opponents	966	1027	85	2078



2019-20 UConn Men's Basketball
Season Schedule/Results & Leaders
All games

Attendance Summary

	Games	Attend	Avg/Game
Home	17	156389	9199
Away	10	77908	7791
Neutral	4	22476	5619
Total	31	256773	8283

Game Records

Record	Overall	Home	Away	Neutral
ALL GAMES	19-12	14-3	3-7	2-2
CONFERENCE	10-8	7-2	3-6	0-0
NON-CONFERENCE	9-4	7-1	0-1	2-2

Team Results

Date	Opponent		Score	Att.	High Points	High Rebounds
11/08/2019	Sacred Heart	W	89-67	10167	(18) CARLTON, Josh	(8) CARLTON, Josh
11/13/2019	Saint Joseph's	L	87-96	4081	(26) VITAL, Christian	(16) VITAL, Christian
11/17/2019	Florida	W	62-59	10167	(15) VITAL, Christian	(8) CARLTON, Josh
					(15) POLLEY, Tyler	(8) AKOK, Akok
11/21/2019	vs Buffalo	W	79-68	4003	(20) ADAMS, Brendan	(10) VITAL, Christian
						(10) CARLTON, Josh
11/22/2019	vs Xavier	Lot2	74-75	4416	(19) BOUKNIGHT, James	(12) VITAL, Christian
11/24/2019	vs Miami (FL)	W	80-55	3112	(16) CARLTON, Josh	(7) AKOK, Akok
12/01/2019	Maine	W	64-40	7129	(15) BOUKNIGHT, James	(5) BOUKNIGHT, James
						(5) AKOK, Akok
12/04/2019	Iona	W	80-62	5909	(19) CARLTON, Josh	(12) CARLTON, Josh
12/10/2019	vs Indiana	L	54-57	10945	(18) CARLTON, Josh	(8) VITAL, Christian
12/18/2019	Saint Peter's	W	66-56	7514	(12) POLLEY, Tyler	(8) AKOK, Akok
12/22/2019	New Hampshire	W	88-62	9374	(21) GILBERT, Alterique	(7) VITAL, Christian
						(7) BOUKNIGHT, James
12/29/2019	NJIT	W	69-47	10507	(23) VITAL, Christian	(10) AKOK, Akok
01/01/2020	at Cincinnati	L	51-67	10833	(11) ADAMS, Brendan	(9) AKOK, Akok
01/04/2020	at South Fla.	L	60-75	4694	(11) BOUKNIGHT, James	(6) BOUKNIGHT, James
01/08/2020	Tulane	W	67-61	5721	(19) POLLEY, Tyler	(11) POLLEY, Tyler
01/12/2020	Wichita St.	Lot2	86-89	13281	(25) VITAL, Christian	(12) CARLTON, Josh
01/18/2020	at Villanova	L	55-61	16723	(13) VITAL, Christian	(8) VITAL, Christian
01/23/2020	at Houston	L	59-63	7035	(14) VITAL, Christian	(11) WHALEY, Isaiah
01/26/2020	Tulsa	Lot	75-79	10509	(16) BOUKNIGHT, James	(7) VITAL, Christian
						(7) WILSON, Sidney
						(7) AKOK, Akok
01/29/2020	Temple	W	78-63	7886	(15) VITAL, Christian	(10) VITAL, Christian
02/01/2020	at Memphis	L	63-70	16240	(20) VITAL, Christian	(9) WHALEY, Isaiah
02/06/2020	at Tulsa	W	72-56	4630	(22) BOUKNIGHT, James	(12) WHALEY, Isaiah
02/09/2020	Cincinnati	Wot	72-71	9409	(23) BOUKNIGHT, James	(10) CARLTON, Josh
02/12/2020	at SMU	L	75-79	4249	(21) BOUKNIGHT, James	(7) WHALEY, Isaiah
02/16/2020	Memphis	W	64-61	15564	(23) VITAL, Christian	(13) CARLTON, Josh
02/20/2020	at Temple	Lot2	89-93	6604	(21) VITAL, Christian	(14) WHALEY, Isaiah
02/23/2020	South Fla.	W	78-71	9524	(24) VITAL, Christian	(6) VITAL, Christian
02/26/2020	UCF	W	81-65	9480	(18) VITAL, Christian	(11) WHALEY, Isaiah
					(18) WHALEY, Isaiah	
02/29/2020	at East Carolina	W	84-63	5003	(27) VITAL, Christian	(10) BOUKNIGHT, James
03/05/2020	Houston	W	77-71	10167	(26) VITAL, Christian	(7) BOUKNIGHT, James
03/08/2020	at Tulane	W	80-76	1897	(28) VITAL, Christian	(10) WHALEY, Isaiah



**2019-20 UConn Men's Basketball
Team Game-by-Game
All games**

Page 1/1
as of Mar 08, 2020

Opponent	Date	Score		Total		3-Pointers		Free throws		Rebounds				PF	A	TO	BLK	STL	PTS	AVG
				FG-FGA	PCT	3FG-FGA	PCT	FT-FTA	PCT	OFF	DEF	TOT	AVG							
Sacred Heart	11/08/2019	89-67	W	34-75	.453	5-19	.263	16-22	.727	15	26	41	41.0	24	16	11	9	10	89	89.0
Saint Joseph's	11/13/2019	87-96	L	22-63	.349	14-29	.483	29-38	.763	11	36	47	44.0	23	7	14	7	5	87	88.0
Florida	11/17/2019	62-59	W	21-59	.356	4-22	.182	16-22	.727	12	26	38	42.0	14	11	9	4	7	62	79.3
vs Buffalo	11/21/2019	79-68	W	30-62	.484	7-18	.389	12-21	.571	14	34	48	43.5	12	14	17	7	5	79	79.3
vs Xavier	11/22/2019	74-75	Lot2	21-70	.300	7-23	.304	25-27	.926	16	29	45	43.8	24	10	16	6	8	74	78.2
vs Miami (FL)	11/24/2019	80-55	W	32-60	.533	7-19	.368	9-12	.750	11	23	34	42.2	10	17	6	9	5	80	78.5
Maine	12/01/2019	64-40	W	22-58	.379	6-20	.300	14-18	.778	8	21	29	40.3	14	11	8	2	13	64	76.4
Iona	12/04/2019	80-62	W	30-64	.469	8-19	.421	12-20	.600	19	25	44	40.8	16	18	16	8	4	80	76.9
vs Indiana	12/10/2019	54-57	L	21-51	.412	6-21	.286	6-10	.600	10	27	37	40.3	20	15	22	8	5	54	74.3
Saint Peter's	12/18/2019	66-56	W	23-43	.535	7-17	.412	13-19	.684	9	19	28	39.1	17	13	26	10	12	66	73.5
New Hampshire	12/22/2019	88-62	W	30-55	.545	11-24	.458	17-25	.680	7	27	34	38.6	19	16	10	2	4	88	74.8
NJIT	12/29/2019	69-47	W	25-63	.397	11-25	.440	8-16	.500	17	26	43	39.0	16	18	10	11	6	69	74.3
at Cincinnati	01/01/2020	51-67	L	18-56	.321	4-19	.211	11-14	.786	11	23	34	38.6	19	9	16	13	7	51	72.5
at South Fla.	01/04/2020	60-75	L	22-54	.407	6-16	.375	10-16	.625	7	23	30	38.0	21	14	17	3	7	60	71.6
Tulane	01/08/2020	67-61	W	25-59	.424	5-22	.227	12-16	.750	18	28	46	38.5	12	12	11	9	1	67	71.3
Wichita St.	01/12/2020	86-89	Lot2	26-68	.382	5-19	.263	29-42	.690	19	29	48	39.1	25	9	19	6	10	86	72.3
at Villanova	01/18/2020	55-61	L	25-51	.490	2-15	.133	3-3	1.000	10	25	35	38.9	16	10	17	6	1	55	71.2
at Houston	01/23/2020	59-63	L	20-55	.364	4-16	.250	15-23	.652	7	26	33	38.6	29	9	15	1	8	59	70.6
Tulsa	01/26/2020	75-79	Lot	27-68	.397	9-33	.273	12-15	.800	10	24	34	38.3	26	18	10	8	4	75	70.8
Temple	01/29/2020	78-63	W	22-62	.355	6-25	.240	28-30	.933	15	24	39	38.4	17	13	10	7	9	78	71.2
at Memphis	02/01/2020	63-70	L	22-65	.338	7-24	.292	12-16	.750	14	20	34	38.1	22	12	20	3	15	63	70.8
at Tulsa	02/06/2020	72-56	W	28-54	.519	10-22	.455	6-9	.667	13	24	37	38.1	20	7	17	2	6	72	70.8
Cincinnati	02/09/2020	72-71	Wot	24-66	.364	11-26	.423	13-21	.619	18	26	44	38.3	15	12	14	11	6	72	70.9
at SMU	02/12/2020	75-79	L	27-57	.474	11-25	.440	10-15	.667	14	15	29	38.0	16	17	13	2	9	75	71.0
Memphis	02/16/2020	64-61	W	21-66	.318	4-23	.174	18-20	.900	18	27	45	38.2	15	11	12	8	6	64	70.8
at Temple	02/20/2020	89-93	Lot2	32-82	.390	7-24	.292	18-20	.900	10	35	45	38.5	23	14	18	3	7	89	71.5
South Fla.	02/23/2020	78-71	W	26-47	.553	8-17	.471	18-24	.750	8	17	25	38.0	16	13	14	4	9	78	71.7
UCF	02/26/2020	81-65	W	29-59	.492	5-19	.263	18-24	.750	11	25	36	37.9	19	16	15	2	12	81	72.0
at East Carolina	02/29/2020	84-63	W	24-55	.436	10-29	.345	26-30	.867	16	23	39	38.0	22	16	13	4	7	84	72.4
Houston	03/05/2020	77-71	W	24-48	.500	4-17	.235	25-33	.758	4	28	32	37.8	16	8	10	3	5	77	72.6
at Tulane	03/08/2020	80-76	W	29-67	.433	5-20	.250	17-23	.739	21	20	41	37.9	19	14	14	7	7	80	72.8
Total		2258		782-1862	.420	216-667	.324	478-644	.742	393	781	1174	37.9	577	400	440	185	220	2258	72.8
Opponents		2078		728-1756	.415	173-524	.330	449-608	.738	326	760	1086	35.0	596	364	483	121	215	2078	67.0

UConn Averages

Games Played	Points/game	FG Pct	3FG Pct	FT Pct	Rebounds/game	Assists/game	Turnovers/game	Assist/Turnover ratio	Steals/game	Blocks/game
31	72.8	42.0	32.4	74.2	37.9	12.9	14.2	0.9	7.1	6.0



**2019-20 UConn Men's Basketball
Opponents Game-by-Game
All games**

Page 1/1
as of Mar 08, 2020

Opponent	Date	Score		Total		3-Pointers		Free throws		Rebounds				PF	A	TO	BLK	STL	PTS	AVG
				FG-FGA	PCT	3FG-FGA	PCT	FT-FTA	PCT	OFF	DEF	TOT	AVG							
Sacred Heart	11/08/2019	89-67	W	19-63	.302	4-23	.174	25-26	.962	19	30	49	49.0	21	8	25	1	2	67	67.0
Saint Joseph's	11/13/2019	87-96	L	32-70	.457	13-33	.394	19-33	.576	12	34	46	47.5	25	14	10	4	9	96	81.5
Florida	11/17/2019	62-59	W	22-55	.400	5-20	.250	10-13	.769	8	29	37	44.0	21	9	13	3	4	59	74.0
vs Buffalo	11/21/2019	79-68	W	26-72	.361	5-24	.208	11-13	.846	13	27	40	43.0	20	9	9	7	11	68	72.5
vs Xavier	11/22/2019	74-75	Lot2	25-66	.379	9-24	.375	16-26	.615	16	33	49	44.2	26	12	21	9	7	75	73.0
vs Miami (FL)	11/24/2019	80-55	W	25-54	.463	4-10	.400	1-2	.500	7	19	26	41.2	14	13	12	4	4	55	70.0
Maine	12/01/2019	64-40	W	14-40	.350	4-16	.250	8-11	.727	5	29	34	40.1	14	11	28	9	5	40	65.7
Iona	12/04/2019	80-62	W	24-59	.407	4-19	.211	10-13	.769	11	20	31	39.0	17	7	15	2	9	62	65.3
vs Indiana	12/10/2019	54-57	L	21-57	.368	2-13	.154	13-18	.722	11	23	34	38.4	15	14	13	3	11	57	64.3
Saint Peter's	12/18/2019	66-56	W	19-48	.396	5-8	.625	13-17	.765	13	13	26	37.2	21	7	25	2	16	56	63.5
New Hampshire	12/22/2019	88-62	W	20-49	.408	7-21	.333	15-20	.750	6	21	27	36.3	19	11	17	1	2	62	63.4
NJIT	12/29/2019	69-47	W	17-52	.327	3-12	.250	10-13	.769	9	23	32	35.9	12	8	15	6	3	47	62.0
at Cincinnati	01/01/2020	51-67	L	26-56	.464	2-9	.222	13-24	.542	12	28	40	36.2	17	16	13	3	7	67	62.4
at South Fla.	01/04/2020	60-75	L	24-52	.462	6-14	.429	21-29	.724	10	28	38	36.4	18	14	14	2	11	75	63.3
Tulane	01/08/2020	67-61	W	24-61	.393	7-16	.438	6-9	.667	11	18	29	35.9	14	12	5	3	3	61	63.1
Wichita St.	01/12/2020	86-89	Lot2	32-75	.427	6-19	.316	19-24	.792	15	31	46	36.5	28	16	21	4	10	89	64.8
at Villanova	01/18/2020	55-61	L	19-49	.388	11-23	.478	12-16	.750	7	16	23	35.7	12	12	10	3	9	61	64.5
at Houston	01/23/2020	59-63	L	17-47	.362	4-12	.333	25-34	.735	9	33	42	36.1	24	10	19	5	6	63	64.4
Tulsa	01/26/2020	75-79	Lot	26-53	.491	3-10	.300	24-32	.750	8	34	42	36.4	14	15	13	2	6	79	65.2
Temple	01/29/2020	78-63	W	23-58	.397	4-12	.333	13-17	.765	13	24	37	36.4	24	13	16	1	7	63	65.1
at Memphis	02/01/2020	63-70	L	21-45	.467	7-14	.500	21-27	.778	6	29	35	36.3	15	12	24	10	10	70	65.3
at Tulsa	02/06/2020	72-56	W	19-46	.413	1-12	.083	17-25	.680	7	15	22	35.7	14	10	15	4	7	56	64.9
Cincinnati	02/09/2020	72-71	Wot	27-66	.409	9-25	.360	8-12	.667	14	26	40	35.9	22	18	14	11	6	71	65.2
at SMU	02/12/2020	75-79	L	28-51	.549	9-17	.529	14-16	.875	9	18	27	35.5	17	14	12	3	6	79	65.8
Memphis	02/16/2020	64-61	W	21-60	.350	8-21	.381	11-18	.611	14	28	42	35.8	23	12	16	5	7	61	65.6
at Temple	02/20/2020	89-93	Lot2	30-67	.448	6-17	.353	27-35	.771	6	37	43	36.0	20	17	17	4	11	93	66.6
South Fla.	02/23/2020	78-71	W	26-53	.491	7-15	.467	12-13	.923	11	15	26	35.7	21	10	16	3	7	71	66.8
UCF	02/26/2020	81-65	W	26-54	.481	2-13	.154	11-16	.688	7	21	28	35.4	21	7	17	1	6	65	66.7
at East Carolina	02/29/2020	84-63	W	22-51	.431	2-8	.250	17-25	.680	11	16	27	35.1	22	13	13	2	2	63	66.6
Houston	03/05/2020	77-71	W	26-71	.366	9-26	.346	10-10	1.000	16	25	41	35.3	24	11	12	2	6	71	66.7
at Tulane	03/08/2020	80-76	W	27-56	.482	5-18	.278	17-21	.810	10	17	27	35.0	21	9	13	2	5	76	67.0
Total		2078		728-1756	.415	173-524	.330	449-608	.738	326	760	1086	35.0	596	364	483	121	215	2078	67.0
UConn		2258		782-1862	.420	216-667	.324	478-644	.742	393	781	1174	37.9	577	400	440	185	220	2258	72.8

Opponents Averages

Games Played	Points/game	FG Pct	3FG Pct	FT Pct	Rebounds/game	Assists/game	Turnovers/game	Assist/Turnover ratio	Steals/game	Blocks/game
31	67.0	41.5	33.0	73.8	35.0	11.7	15.6	0.8	6.9	3.9



**2019-20 UConn Men's Basketball
Team High/Low Analysis
All games**

Page 1/4
as of Mar 08, 2020

UConn - Game Highs

POINTS	89		at Temple (02/20/2020)
	89		Sacred Heart (11/08/2019)
	88		New Hampshire (12/22/2019)
	87		Saint Joseph's (11/13/2019)
	86		Wichita St. (01/12/2020)
FIELD GOALS MADE	34		Sacred Heart (11/08/2019)
	32		at Temple (02/20/2020)
	32		vs Miami (FL) (N) (11/24/2019)
FIELD GOAL ATTEMPTS	82		at Temple (02/20/2020)
	75		Sacred Heart (11/08/2019)
FIELD GOAL PERCENTAGE	.553	(26-47)	South Fla. (02/23/2020)
	.545	(30-55)	New Hampshire (12/22/2019)
3 PT FG MADE	14		Saint Joseph's (11/13/2019)
	11		at SMU (02/12/2020)
	11		Cincinnati (02/09/2020)
	11		NJIT (12/29/2019)
	11		New Hampshire (12/22/2019)
3 PT FG ATTEMPTS	33		Tulsa (01/26/2020)
	29		at East Carolina (02/29/2020)
	29		Saint Joseph's (11/13/2019)
3 PT FG PERCENTAGE	.483	(14-29)	Saint Joseph's (11/13/2019)
	.471	(8-17)	South Fla. (02/23/2020)
FREE THROWS MADE	29		Wichita St. (01/12/2020)
	29		Saint Joseph's (11/13/2019)
FREE THROW ATTEMPTS	42		Wichita St. (01/12/2020)
	38		Saint Joseph's (11/13/2019)
FREE THROW PERCENTAGE	1.000	(3-3)	at Villanova (01/18/2020)
	.933	(28-30)	Temple (01/29/2020)
REBOUNDS	48		Wichita St. (01/12/2020)
	48		vs Buffalo (N) (11/21/2019)
ASSISTS	18		Tulsa (01/26/2020)
	18		NJIT (12/29/2019)
	18		Iona (12/04/2019)
STEALS	15		at Memphis (02/01/2020)
	13		Maine (12/01/2019)
BLOCKED SHOTS	13		at Cincinnati (01/01/2020)
	11		Cincinnati (02/09/2020)
	11		NJIT (12/29/2019)
TURNOVERS	26		Saint Peter's (12/18/2019)
	22		vs Indiana (N) (12/10/2019)
FOULS	30		at Houston (01/23/2020)
	26		Tulsa (01/26/2020)



**2019-20 UConn Men's Basketball
Team High/Low Analysis
All games**

Page 2/4
as of Mar 08, 2020

Opponent - Game Highs

POINTS	96	Saint Joseph's (11/13/2019)
	93	at Temple (02/20/2020)
	89	Wichita St. (01/12/2020)
	79	at SMU (02/12/2020)
	79	Tulsa (01/26/2020)
FIELD GOALS MADE	32	Wichita St. (01/12/2020)
	32	Saint Joseph's (11/13/2019)
FIELD GOAL ATTEMPTS	75	Wichita St. (01/12/2020)
	72	vs Buffalo (N) (11/21/2019)
FIELD GOAL PERCENTAGE	.549 (28-51)	at SMU (02/12/2020)
	.491 (26-53)	South Fla. (02/23/2020)
	.491 (26-53)	Tulsa (01/26/2020)
3 PT FG MADE	13	Saint Joseph's (11/13/2019)
	11	at Villanova (01/18/2020)
3 PT FG ATTEMPTS	33	Saint Joseph's (11/13/2019)
	26	Houston (03/05/2020)
3 PT FG PERCENTAGE	.625 (5-8)	Saint Peter's (12/18/2019)
	.529 (9-17)	at SMU (02/12/2020)
FREE THROWS MADE	27	at Temple (02/20/2020)
	25	at Houston (01/23/2020)
	25	Sacred Heart (11/08/2019)
FREE THROW ATTEMPTS	35	at Temple (02/20/2020)
	34	at Houston (01/23/2020)
FREE THROW PERCENTAGE	1.000 (10-10)	Houston (03/05/2020)
	.962 (25-26)	Sacred Heart (11/08/2019)
REBOUNDS	49	vs Xavier (N) (11/22/2019)
	49	Sacred Heart (11/08/2019)
ASSISTS	18	Cincinnati (02/09/2020)
	17	at Temple (02/20/2020)
STEALS	16	Saint Peter's (12/18/2019)
	11	at Temple (02/20/2020)
	11	at South Fla. (01/04/2020)
	11	vs Indiana (N) (12/10/2019)
	11	vs Buffalo (N) (11/21/2019)
BLOCKED SHOTS	11	Cincinnati (02/09/2020)
	10	at Memphis (02/01/2020)
TURNOVERS	28	Maine (12/01/2019)
	25	Saint Peter's (12/18/2019)
	25	Sacred Heart (11/08/2019)
FOULS	28	Wichita St. (01/12/2020)
	26	vs Xavier (N) (11/22/2019)



**2019-20 UConn Men's Basketball
Team High/Low Analysis
All games**

Page 3/4
as of Mar 08, 2020

UConn - Game Lows

POINTS	51	at Cincinnati (01/01/2020)
	54	vs Indiana (N) (12/10/2019)
	55	at Villanova (01/18/2020)
	59	at Houston (01/23/2020)
	60	at South Fla. (01/04/2020)
FIELD GOALS MADE	18	at Cincinnati (01/01/2020)
	20	at Houston (01/23/2020)
FIELD GOAL ATTEMPTS	43	Saint Peter's (12/18/2019)
	47	South Fla. (02/23/2020)
FIELD GOAL PERCENTAGE	.300 (21-70)	vs Xavier (N) (11/22/2019)
	.318 (21-66)	Memphis (02/16/2020)
3 PT FG MADE	2	at Villanova (01/18/2020)
	4	Houston (03/05/2020)
	4	Memphis (02/16/2020)
	4	at Houston (01/23/2020)
	4	at Cincinnati (01/01/2020)
	4	Florida (11/17/2019)
3 PT FG ATTEMPTS	15	at Villanova (01/18/2020)
	16	at Houston (01/23/2020)
	16	at South Fla. (01/04/2020)
3 PT FG PERCENTAGE	.133 (2-15)	at Villanova (01/18/2020)
	.174 (4-23)	Memphis (02/16/2020)
FREE THROWS MADE	3	at Villanova (01/18/2020)
	6	at Tulsa (02/06/2020)
	6	vs Indiana (N) (12/10/2019)
FREE THROW ATTEMPTS	3	at Villanova (01/18/2020)
	9	at Tulsa (02/06/2020)
FREE THROW PERCENTAGE	.500 (8-16)	NJIT (12/29/2019)
	.571 (12-21)	vs Buffalo (N) (11/21/2019)
REBOUNDS	25	South Fla. (02/23/2020)
	28	Saint Peter's (12/18/2019)
ASSISTS	7	at Tulsa (02/06/2020)
	7	Saint Joseph's (11/13/2019)
STEALS	1	at Villanova (01/18/2020)
	1	Tulane (01/08/2020)
BLOCKED SHOTS	1	at Houston (01/23/2020)
	2	UCF (02/26/2020)
	2	at SMU (02/12/2020)
	2	at Tulsa (02/06/2020)
	2	New Hampshire (12/22/2019)
	2	Maine (12/01/2019)
TURNOVERS	6	vs Miami (FL) (N) (11/24/2019)
	8	Maine (12/01/2019)
FOULS	10	vs Miami (FL) (N) (11/24/2019)
	12	Tulane (01/08/2020)
	12	vs Buffalo (N) (11/21/2019)



**2019-20 UConn Men's Basketball
Player Highs Analysis
All games**

UConn - Individual Game Highs

POINTS	28		Christian Vital at Tulane (03/08/2020)
	27		Christian Vital at East Carolina (02/29/2020)
	26		Christian Vital vs Houston (03/05/2020)
	26		Christian Vital vs Saint Joseph's (11/13/2019)
	25		Christian Vital vs Wichita St. (01/12/2020)
FIELD GOALS MADE	9		James Bouknight at SMU (02/12/2020)
	9		James Bouknight at Tulsa (02/06/2020)
	9		Josh Carlton vs Indiana (N) (12/10/2019)
FIELD GOAL ATTEMPTS	21		James Bouknight vs Cincinnati (02/09/2020)
	21		Christian Vital vs Saint Joseph's (11/13/2019)
FIELD GOAL PERCENTAGE (min 5 made)	.875	(7-8)	Josh Carlton vs Miami (FL) (N) (11/24/2019)
	.857	(6-7)	James Bouknight vs South Fla. (02/23/2020)
	.857	(6-7)	James Bouknight vs Miami (FL) (N) (11/24/2019)
3 PT FG MADE	5		Christian Vital at East Carolina (02/29/2020)
	5		Christian Vital vs NJIT (12/29/2019)
3 PT FG ATTEMPTS	12		Christian Vital at East Carolina (02/29/2020)
	12		Christian Vital vs Saint Joseph's (11/13/2019)
3 PT FG PERCENTAGE (min 2 made)	1.000	(4-4)	Tyler Polley vs Saint Joseph's (11/13/2019)
	1.000	(3-3)	Alterique Gilbert at Tulsa (02/06/2020)
	1.000	(2-2)	Brendan Adams vs Buffalo (N) (11/21/2019)
	1.000	(2-2)	Akok Akok vs Saint Joseph's (11/13/2019)
FREE THROWS MADE	13		Christian Vital vs Saint Joseph's (11/13/2019)
	10		Christian Vital vs Memphis (02/16/2020)
FREE THROW ATTEMPTS	14		Christian Vital vs Saint Joseph's (11/13/2019)
	13		Josh Carlton vs Wichita St. (01/12/2020)
FREE THROW PERCENTAGE (min 3 made)	1.000	(10-10)	Christian Vital vs Memphis (02/16/2020)
	1.000	(9-9)	Alterique Gilbert vs Xavier (N) (11/22/2019)
	1.000	(8-8)	Christian Vital vs Houston (03/05/2020)
	1.000	(8-8)	James Bouknight at East Carolina (02/29/2020)
	1.000	(8-8)	Christian Vital vs Wichita St. (01/12/2020)
	1.000	(6-6)	Jalen Gaffney at Temple (02/20/2020)
	1.000	(6-6)	Christian Vital at Houston (01/23/2020)
	1.000	(6-6)	Christian Vital vs Tulane (01/08/2020)
	1.000	(6-6)	Alterique Gilbert vs New Hampshire (12/22/2019)
	1.000	(6-6)	Tyler Polley vs Maine (12/01/2019)
	1.000	(6-6)	Christian Vital vs Florida (11/17/2019)
	1.000	(5-5)	James Bouknight vs South Fla. (02/23/2020)
	1.000	(5-5)	Christian Vital vs Tulsa (01/26/2020)
	1.000	(4-4)	Isaiah Whaley vs UCF (02/26/2020)
	1.000	(4-4)	Christian Vital vs South Fla. (02/23/2020)
	1.000	(4-4)	Christian Vital at Temple (02/20/2020)
	1.000	(4-4)	Isaiah Whaley at Tulsa (02/06/2020)
1.000	(4-4)	Christian Vital at Memphis (02/01/2020)	
1.000	(4-4)	Jalen Gaffney vs Temple (01/29/2020)	
1.000	(4-4)	James Bouknight vs Temple (01/29/2020)	
REBOUNDS	16		Christian Vital vs Saint Joseph's (11/13/2019)
	14		Isaiah Whaley at Temple (02/20/2020)
ASSISTS	10		Alterique Gilbert vs Iona (12/04/2019)
	9		Jalen Gaffney at Temple (02/20/2020)
STEALS	7		Christian Vital vs Sacred Heart (11/08/2019)
	5		Christian Vital vs Wichita St. (01/12/2020)
	5		Alterique Gilbert vs Saint Peter's (12/18/2019)
BLOCKED SHOTS	7		Akok Akok vs Tulsa (01/26/2020)
	6		Isaiah Whaley vs Memphis (02/16/2020)
	6		Akok Akok vs Miami (FL) (N) (11/24/2019)
TURNOVERS	7		Christian Vital vs Indiana (N) (12/10/2019)
	6		Alterique Gilbert at Houston (01/23/2020)
	6		Christian Vital vs Buffalo (N) (11/21/2019)



2019-20 UConn Men's Basketball
Category Leaders
All games

Page 1/3
as of Mar 08, 2020

Points

##	Player	G	Pts	Pts/G
1	Vital, Christian	31	507	16.4
2	Bouknight, James	28	364	13.0
3	Gilbert, Alterique	30	255	8.5
25	Carlton, Josh	31	241	7.8
10	Adams, Brendan	31	228	7.4
5	Whaley, Isaiah	30	180	6.0
23	Akok, Akok	25	145	5.8
12	Polley, Tyler	15	143	9.5
00	Gaffney, Jalen	31	120	3.9
15	Wilson, Sidney	23	75	3.3

Scoring Average

##	Player	G	Pts	Pts/G
1	Vital, Christian	31	507	16.4
2	Bouknight, James	28	364	13.0
12	Polley, Tyler	15	143	9.5
3	Gilbert, Alterique	30	255	8.5
25	Carlton, Josh	31	241	7.8
10	Adams, Brendan	31	228	7.4
5	Whaley, Isaiah	30	180	6.0
23	Akok, Akok	25	145	5.8
00	Gaffney, Jalen	31	120	3.9
15	Wilson, Sidney	23	75	3.3

Field Goal Percentage

##	Player	FG	Att	Pct
5	Whaley, Isaiah	68	126	.540
25	Carlton, Josh	104	207	.502
2	Bouknight, James	128	277	.462
15	Wilson, Sidney	30	71	.423
12	Polley, Tyler	45	108	.417
23	Akok, Akok	57	138	.413
1	Vital, Christian	154	387	.398
10	Adams, Brendan	74	188	.394
3	Gilbert, Alterique	84	243	.346
00	Gaffney, Jalen	38	113	.336

Field Goal Attempts

##	Player	G	Att	Att/G
1	Vital, Christian	31	387	12.5
2	Bouknight, James	28	277	9.9
3	Gilbert, Alterique	30	243	8.1
25	Carlton, Josh	31	207	6.7
10	Adams, Brendan	31	188	6.1

Field Goals Made

##	Player	G	Made	Made/G
1	Vital, Christian	31	154	5.0
2	Bouknight, James	28	128	4.6
25	Carlton, Josh	31	104	3.4
3	Gilbert, Alterique	30	84	2.8
10	Adams, Brendan	31	74	2.4

3-Point FG Percentage

##	Player	3FG	Att	Pct
12	Polley, Tyler	30	74	.405
2	Bouknight, James	25	72	.347
1	Vital, Christian	66	191	.346
15	Wilson, Sidney	5	15	.333
3	Gilbert, Alterique	34	107	.318
10	Adams, Brendan	30	108	.278
00	Gaffney, Jalen	14	53	.264
23	Akok, Akok	12	46	.261

3-Point FG Attempts

##	Player	G	Att	Att/G
1	Vital, Christian	31	191	6.2
10	Adams, Brendan	31	108	3.5
3	Gilbert, Alterique	30	107	3.6
12	Polley, Tyler	15	74	4.9
2	Bouknight, James	28	72	2.6

3-Point FG Made

##	Player	G	Made	Made/G
1	Vital, Christian	31	66	2.1
3	Gilbert, Alterique	30	34	1.1
10	Adams, Brendan	31	30	1.0
12	Polley, Tyler	15	30	2.0
2	Bouknight, James	28	25	0.9



2019-20 UConn Men's Basketball
Category Leaders
All games

Page 2/3
as of Mar 08, 2020

Free Throw Percentage

##	Player	Made	Att	Pct
1	Vital, Christian	133	148	.899
2	Bouknight, James	83	101	.822
12	Polley, Tyler	23	29	.793
00	Gaffney, Jalen	30	39	.769
5	Whaley, Isaiah	44	60	.733
10	Adams, Brendan	50	69	.725
3	Gilbert, Alterique	53	79	.671
23	Akok, Akok	19	32	.594
15	Wilson, Sidney	10	17	.588
25	Carlton, Josh	33	66	.500

Free Throw Attempts

##	Player	G	Att	Att/G
1	Vital, Christian	31	148	4.8
2	Bouknight, James	28	101	3.6
3	Gilbert, Alterique	30	79	2.6
10	Adams, Brendan	31	69	2.2
25	Carlton, Josh	31	66	2.1

Free Throws Made

##	Player	G	Made	Made/G
1	Vital, Christian	31	133	4.3
2	Bouknight, James	28	83	3.0
3	Gilbert, Alterique	30	53	1.8
10	Adams, Brendan	31	50	1.6
5	Whaley, Isaiah	30	44	1.5

Rebounds

##	Player	G	Reb	Reb/G
1	Vital, Christian	31	195	6.3
25	Carlton, Josh	31	189	6.1
5	Whaley, Isaiah	30	149	5.0
23	Akok, Akok	25	138	5.5
2	Bouknight, James	28	115	4.1

Assists

##	Player	G	Ast	Ast/G
3	Gilbert, Alterique	30	113	3.8
1	Vital, Christian	31	81	2.6
00	Gaffney, Jalen	31	66	2.1
2	Bouknight, James	28	36	1.3
10	Adams, Brendan	31	34	1.1

Rebounds Average

##	Player	G	Reb	Reb/G
1	Vital, Christian	31	195	6.3
25	Carlton, Josh	31	189	6.1
23	Akok, Akok	25	138	5.5
5	Whaley, Isaiah	30	149	5.0
2	Bouknight, James	28	115	4.1

Steals

##	Player	G	Stl	Stl/G
1	Vital, Christian	31	78	2.5
3	Gilbert, Alterique	30	33	1.1
2	Bouknight, James	28	21	0.8
00	Gaffney, Jalen	31	19	0.6
5	Whaley, Isaiah	30	19	0.6

Offensive Rebounds

##	Player	G	OReb	OReb/G
25	Carlton, Josh	31	87	2.8
5	Whaley, Isaiah	30	60	2.0
2	Bouknight, James	28	44	1.6
1	Vital, Christian	31	39	1.3
23	Akok, Akok	25	33	1.3

Blocked Shots

##	Player	G	Blk	Blk/G
23	Akok, Akok	25	66	2.6
5	Whaley, Isaiah	30	46	1.5
25	Carlton, Josh	31	33	1.1
15	Wilson, Sidney	23	14	0.6
12	Polley, Tyler	15	8	0.5

Defensive Rebounds

##	Player	G	DReb	DReb/G
1	Vital, Christian	31	156	5.0
23	Akok, Akok	25	105	4.2
25	Carlton, Josh	31	102	3.3
5	Whaley, Isaiah	30	89	3.0
2	Bouknight, James	28	71	2.5

Minutes

##	Player	G	Min	Min/G
1	Vital, Christian	31	1002	32:20
3	Gilbert, Alterique	30	817	27:15
2	Bouknight, James	28	724	25:52
23	Akok, Akok	25	702	28:04
10	Adams, Brendan	31	681	21:58



2019-20 UConn Men's Basketball
Category Leaders
All games

Page 3/3
as of Mar 08, 2020

Fouls

##	Player	G	PF	PF/G
25	Carlton, Josh	31	88	2.8
1	Vital, Christian	31	81	2.6
2	Bouknight, James	28	74	2.6
5	Whaley, Isaiah	30	68	2.3
3	Gilbert, Alterique	30	57	1.9

Turnovers

##	Player	G	TO	TO/G
1	Vital, Christian	31	83	2.7
3	Gilbert, Alterique	30	70	2.3
25	Carlton, Josh	31	65	2.1
2	Bouknight, James	28	50	1.8
10	Adams, Brendan	31	42	1.4

Foul Outs

##	Player	G	FO
25	Carlton, Josh	31	3
1	Vital, Christian	31	2
2	Bouknight, James	28	2
5	Whaley, Isaiah	30	2
15	Wilson, Sidney	23	2

2019-20 POINTS-REBOUNDS-ASSISTS-BLOCKS/STEALS

#-- starter; S-- steals; B-- blocks	0	1	2	3	5	10	12	15	23	25	
DATE OPPONENT RESULT	Gaffney P-R-A-S	Vital P-R-A-S	Bouknight P-R-A-S	Gilbert P-R-A-S	Whaley P-R-A-B	B. Adams P-R-A-S	Polley P-R-A-B	Wilson P-R-A-B	Akok P-R-A-B	Carlton P-R-A-B	
11/8 Sacred Heart	W, 89-67	0-0-0-0	17-7-3-7#	DNP	6-1-5-1#	6-4-1-1	15-6-2-1	10-4-3-1#	13-4-2-1	4-4-0-4#	18-8-0-2#
11/13 Saint Joseph's (GP)	L, 87-96	0-0-0-0	26-16-2-2#	DNP	22-3-2-1#	0-1-0-1	3-0-1-0	13-2-0-3#	2-3-1-1	12-9-0-3#	9-9-0-0#
11/17 #15 Florida (GP)	W, 62-59	0-2-0-0	15-4-5-3#	DNP	10-2-4-2#	7-6-0-1	0-0-0-0	15-5-0-0#	2-1-0-0	0-8-1-2#	13-8-1-13#
11/21 Buffalo	W, 79-68	2-0-1-0	16-10-5-2#	8-6-1-0	0-4-1-1#	0-2-0-1	20-3-2-1	6-4-2-0#	2-1-0-0	11-5-1-2#	12-10-1-4#
11/22 Xavier	L, 74-75 (2OT)	0-0-0-0	8-12-4-4#	19-4-0-2	14-6-5-0#	0-1-0-1	7-2-1-0	10-2-0-1#	2-1-0-1	4-3-0-2#	10-8-0-1#
11/24 Miami (FL)	W, 80-55	3-1-1-0	14-5-0-1#	13-3-2-1	4-3-7-0#	4-3-0-1	13-1-2-0	4-1-1-0#	4-4-1-2	5-7-0-6#	16-5-3-0#
12/1 Maine (XL)	W, 64-40	2-1-0-1	6-3-5-4#	15-5-0-1	13-2-3-2#	1-1-1-0	11-2-1-4	12-2-1-1#	DNP	1-5-0-1#	2-3-0-0#
12/4 Iona (GP)	W, 80-62	0-0-0-0	16-9-0-0#	2-2-2-0	12-5-10-1#	4-1-0-0	5-0-1-0	14-2-1-0#	2-3-1-0	6-8-2-2#	19-12-1-4#
12/10 Indiana	L, 54-57	0-0-0-0	7-8-5-3#	0-1-0-1	3-4-8-3#	0-0-0-0	0-3-0-1	12-3-0-0#	5-4-1-2	9-5-1-5#	18-5-0-1#
12/18 Saint Peter's (XL)	W, 66-56	10-1-5-0	9-3-1-2#	8-0-1-1	6-1-6-5#	4-2-0-2	4-1-0-0	12-1-0-0#	0-2-0-0	7-8-0-5#	6-7-0-1#
12/22 UNH (XL)	W, 88-62	8-0-5-0	15-7-2-0#	14-7-1-0	13-2-2-3#	6-6-2-1	6-3-2-0	6-3-0-0#	DNP	12-1-1-0#	0-4-0-0#
12/29 NJIT (XL)	W, 69-47	1-1-7-0	23-5-2-4#	5-1-1-0	6-1-3-1#	0-4-1-3	12-3-1-0	7-5-0-2#	0-1-0-0	7-10-1-5#	8-9-2-1#
1/1 at Cincinnati	L, 51-67	5-1-1-0	8-3-3-3#	10-3-1-0	7-2-2-1#	0-6-0-4	11-1-1-0	0-1-0-0#	DNP	8-9-1-4#	2-6-0-3#
1/4 at USF	L, 60-75	3-3-0-2	9-3-2-1#	11-6-3-0	4-1-8-1#	7-5-0-1	7-4-0-1	3-2-1-0#	4-1-0-1	10-4-0-1#	2-0-0-0#
1/8 Tulane (GP)	W, 67-61	0-1-0-0	14-8-1-0#	7-4-1-0	11-4-7-0#	2-1-0-0	0-2-1-0	19-11-0-0#	DNP	4-9-2-4#	10-4-0-2#
1/12 #23 Wichita State (XL)	L, 86-89 (2OT)	2-0-1-0	25-5-1-5#	16-6-1-2#	14-6-3-1#	2-0-0-0	0-3-0-0	DNP	12-4-0-2	2-7-0-0#	13-12-3-1#
1/18 at #14 Villanova	L, 55-61	2-2-1-0	13-8-3-0#	5-0-0-0#	12-2-5-1#	DNP	4-0-0-0	DNP	0-3-1-1	7-4-0-0#	12-6-0-2#
1/23 at #25 Houston	L, 59-63	6-0-0-0	14-4-3-2#	8-1-0-2#	8-3-4-0#	13-11-1-0	2-2-0-0	DNP	5-0-0-0	3-4-0-1#	0-3-1-0#
1/26 Tulsa (XL)	L, 75-79 (OT)	8-3-5-0	11-7-1-2#	16-2-1-0#	5-2-3-2#	1-0-1-0	9-4-3-0	DNP	12-7-2-0	13-7-0-7#	0-2-2-1#
1/29 Temple (GP)	W, 78-63	9-2-5-0#	15-10-4-4#	12-6-1-1#	DNP	10-6-1-2	12-2-0-0	DNP	DNP	10-5-1-4#	10-5-1-1#
2/1 at Memphis	L, 63-70	0-2-0-4#	20-2-2-3#	17-2-3-3#	10-2-2-3	8-9-3-1	3-1-1-1	DNP	DNP	3-6-0-2#	2-5-1-0#
2/6 at Tulsa	W, 72-56	5-3-2-1#	10-4-1-1#	22-5-0-2#	17-1-3-0	10-12-0-1	0-0-1-1#	DNP	DNP	2-3-0-0	6-4-0-1#
2/9 Cincinnati (GP)	W, 72-71 (OT)	2-1-3-0#	19-5-4-3#	23-4-1-2#	2-3-2-0	1-2-2-5	16-5-0-0	DNP	0-0-0-0	4-6-0-2#	5-10-5-0#
2/12 at SMU	L, 75-79	13-2-3-2#	10-3-7-3#	21-2-3-2#	6-1-1-0	6-7-0-0	11-4-1-0	DNP	3-0-0-0	0-1-0-0#	5-6-2-1#
2/16 Memphis (XL)	W, 64-61	2-3-4-0#	23-9-3-1#	17-8-1-0#	2-1-2-0	5-7-0-6	9-0-1-2	DNP	0-1-0-0	0-0-1-1#	6-13-0-1#
2/20 at Temple	L, 89-93 (2OT)	12-1-9-2#	21-8-1-3#	16-7-3-0#	9-4-0-1	18-14-0-2#	4-3-1-1	DNP	3-0-0-1	DNP	6-5-0-0#
2/23 USF (GP)	W, 78-71	10-1-3-2#	24-6-3-3#	19-1-0-0#	3-3-2-1	8-5-1-4#	10-3-4-0	DNP	0-2-0-0	DNP	4-2-0-0#
2/26 UCF (XL)	W, 81-65	4-2-2-2#	18-7-5-4#	16-7-1-0#	6-2-5-1	18-11-1-2#	9-0-2-2	DNP	2-2-0-0	DNP	8-2-0-0#
2/29 at ECU	W, 84-63	3-3-3-0#	27-6-1-4#	19-10-4-1#	3-0-2-1	16-7-1-1#	11-2-2-0	DNP	DNP	DNP	5-7-2-3#
3/5 #21 Houston (GP)	W, 77-71	6-1-1-1	26-2-1-2#	17-7-1-0#	9-3-2-1#	13-5-0-1#	2-6-2-0	DNP	0-0-0-1	DNP	4-2-1-0#
3/8 at Tulane	W, 80-76	2-1-3-2#	28-6-1-2#	8-5-3-0#	10-4-4-2	10-10-1-5#	12-3-1-1	DNP	0-0-1-1	DNP	10-7-0-0#

2019-20 Miscellaneous Records

UCONN RECORD WHEN...	OVERALL	AAC
Leading at the half:	15-2	7-2
Trailing at half:	2-10	2-6
Tied at half:	2-0	1-0
Playing overtime:	1-4	1-3
Shooting 50% or better:	6-0	3-0
Shooting less than 50%:	13-12	7-8
Opponents shoot 50% or better:	0-1	0-1
Opponents shoot less than 50%:	19-11	10-7
UCONN outrebounds opponent:	15-5	8-3
Opponent outrebounds UConn:	4-6	2-5
When rebounds are even:	0-1	0-0
UCONN shoots 70% FT or better:	12-7	8-4
UCONN shoots 50.0-69.9% FT:	7-5	2-4
UCONN shoots below 50.0% FT:	0-0	0-0
Scoring 40-69 points:	6-6	2-4
Scoring 70-89 points:	13-6	8-4
Scoring 90 points or more:	0-0	0-0
Allowing 40-69 points:	14-4	6-2
Allowing 70-89 points:	5-6	4-5
Allowing 90 points or more:	0-2	0-1
Bench outscored opponent bench:	13-4	4-3
Opponent bench outscored UConn bench:	6-8	6-5
When bench scoring is tied:	0-0	0-0
Game is decided by 1-4 points:	4-7	3-5
Game is decided by 5-10 points:	4-3	3-1
Game is decided by 11 points or more:	11-2	4-2
Playing at night (6 pm or later):	10-7	4-4
Playing in the afternoon (before 6 pm):	9-5	5-4
Playing on Monday:	0-0	0-0
Playing on Tuesday:	0-1	0-0
Playing on Wednesday:	5-3	3-2
Playing on Thursday:	3-2	2-2
Playing on Friday:	1-1	0-0
Playing on Saturday:	1-3	1-2
Playing on Sunday:	9-2	4-2

Biggest Lead:29 vs. NJIT (12/29/19)
Biggest Deficit:27 vs. Saint Joseph's (11/13/19)
Biggest Lead/Loss:12 at Temple (2/20/20)
Biggest Deficit/Win:10 vs. Cincinnati (2/9/20)
Biggest Halftime Lead:18 vs. Saint Peter's (12/18/19)
Biggest Halftime Deficit:16 (2x), last at Cincinnati (1/1/20)
Best UConn 1st Half FG%:61.9 vs. Saint Peter's (12/18/19)
Worst UConn 1st Half FG%:25.9 at Cincinnati (1/1/20)
Best UConn 2nd Half FG%:65.4 vs. UNH (12/22/19)
Worst UConn 2nd Half FG%:27.3 at Memphis (2/1/20)
Best UConn Full Game FG%:55.3 vs. USF (2/23/20)
Worst UConn Full Game FG%:30.0 vs. Xavier (11/22/19)
Best Opp. 1st Half FG%:58.3 at SMU (2/12/20)
Worst Opp. 1st Half FG%:30.8 vs. Florida (11/17/19)
Best Opp. 2nd Half FG%:62.1 vs. USF (2/23/20)
Worst Opp. 2nd Half FG%:25.8 vs. Sacred Heart (11/8/19)
Best Opp. Full Game FG%:54.5 vs. Tulsa (1/26/20)
Worst Opp. Full Game FG%:30.2 vs. Sacred Heart (11/8/19)
Most Pts by UConn in 1st Half:42 at ECU (2/29/20)
Least Pts by UConn in 1st Half:19 at Cincinnati (1/1/20)
Most Pts by UConn in 2nd Half:49 vs. Saint Joseph's (11/13/19)
Least Pts by UConn in 2nd Half:25 vs. Indiana (12/10/19)
Most Pts by UConn in OT:14 vs. Tulsa (1/26/20)
Least Pts by UConn in OT:-- 5 vs. Cincinnati (2/9/20)
Most Pts by UConn in Full Game:89 (2x), last at Temple (2/20/20)
Least Pts by UConn in Full Game:51 at Cincinnati (1/1/20)
Most Pts by Opp. in 1st Half:54 vs. Saint Joseph's (11/13/19)
Least Pts by Opp. in 1st Half:20 (2x), last vs. NJIT (12/29/19)
Most Pts by Opp. in 2nd Half:46 vs. USF (2/23/20)
Least Pts by Opp. in 2nd Half:16 vs. Maine (12/1/19)
Most Pts by Opp. in OT:18 vs. Tulsa (1/26/20)
Least Pts by Opp. in OT:4 vs. Cincinnati (2/9/20)
Most Pts by Opp. in Full Game:96 vs. Saint Joseph's (11/13/19)
Least Pts by Opp. in Full Game:40 vs. Maine (12/1/19)

2019-20 STATISTICAL CATEGORY LEADERS*

LED IN SCORING: Vital (15), Bouknight (7), Carlton (4), Polley (3), Adams (2), Gilbert (1), Whaley (1)
REACHED DOUBLE FIGURES: Vital (24), Bouknight (19), Carlton (12), Gilbert (12), Adams (12), Polley (9), Whaley (8), Akok (6), Gaffney (4), Wilson (3)
40+ POINT GAMES: ---
30+ POINT GAMES (Season - Career):
20+ POINT GAMES (Season-Career): Vital (10-20), Bouknight (3-3), Gilbert (2-3), Adams (1-1)
LED IN REBOUNDING: Vital (9), Akok (7), Carlton (7), Whaley (7), Bouknight (5), Polley (1), Wilson (1)
DOUBLE-FIGURE REBS: Carlton (5), Whaley (5), Vital (4), Akok (1), Polley (1), Bouknight (1)
DOUBLE-DOUBLES: Whaley (5), Carlton (3), Vital (3), Gilbert (1), Polley (1), Bouknight (1)
LED IN ASSISTS: Gilbert (16), Vital (8), Gaffney (7), Bouknight (2), Adams (2), Carlton (1), Whaley (1)
DOUBLE-FIGURE ASSISTS: Gilbert (1)
LED IN STEALS: Vital (17), Gilbert (5), Gaffney (3), Carlton (3), Adams (2), Wilson (1), Whaley (1), Bouknight (1)
LED IN BLOCKS: Akok (16), Whaley (11), Carlton (4), Polley (2), Bouknight (2), Wilson (2), Gilbert (1)

*-- includes ties for the team lead

2019-20 VENUE RECORDS & ATTENDANCE

	Overall	AAC	Non-Conf.	Attendance	Ave.
Totals	19-12	10-8	9-4	256,773	8,283
Home	14-3	7-2	7-1	156,389	9,199
XL Center (15,564)	6-2	2-2	4-0	83,178	10,397
Gampel Pavilion (10,167)	8-1	5-0	3-1	73,013	8,112
Away	3-7	3-6	0-1	77,908	7,791
Neutral	2-2	0-0	2-2	22,476	5,619

Game #18 - @Connecticut, 1999-00
Wednesday, Dec. 4, 2019 - Storrs Pavilion, Storrs, Conn.

NO.	Name	MIN	PTS	FG	3P	FT	REB	AST	TO	ST	BLK	PF	PTS	
1	Justin Smith	23:23	27	10/13	3/4	1/2	3	4	8	3	3	0	0	
4	Troye Jackson-Davis	28:20	48	0/0	0/0	0/0	2	5	7	1	3	0	0	
30	Joey Brunk	18:21	4	1/0	1/1	2/2	1	3	0	0	0	0	0	
11	Albert Durheim	28:53	38	0/0	0/0	0/0	3	2	4	0	3	1	5	
11	Devonte Green	28:50	3	1/1	1/1	0/0	1	2	0	1	2	0	1	
25	Armaan Franklin	37:24	1	0/1	0/1	0/0	1	2	0	0	1	0	0	
20	Darrel Anderson	13:01	0	0/1	0/0	0/0	1	1	0	0	0	0	0	
25	Race Thompson	33:37	0	0/0	0/0	0/0	0	0	0	0	0	0	0	
10	Rob Phelan	12:52	0	0/0	0/0	0/0	1	3	4	1	0	0	0	
20	Dellon Davis	38:24	26	0/0	0/0	0/0	1	0	0	0	1	0	0	
21	Jacome Hader	11:20	0	0/1	0/0	0/0	0	1	0	0	0	1	0	
Team			3	0	0	0	0	0	0	0	0	0	0	
Totals		21:52	113	13/18	11/22	24/24	15	27	21	14	13	10	3	0

Game #19 - @Syracuse @NY, @Connecticut
Thursday, Dec. 10, 2019 - Madison Square Garden, New York, N.Y.

NCAA

Connecticut 1999-00
Syracuse 1999-00

Game #19

NO.	Name	MIN	PTS	FG	3P	FT	REB	AST	TO	ST	BLK	PF	PTS	
3	Justin Smith	23:23	27	10/13	3/4	1/2	3	4	8	3	3	0	0	
4	Troye Jackson-Davis	28:20	48	0/0	0/0	0/0	2	5	7	1	3	0	0	
30	Joey Brunk	18:21	4	1/0	1/1	2/2	1	3	0	0	0	0	0	
11	Albert Durheim	28:53	38	0/0	0/0	0/0	3	2	4	0	3	1	5	
11	Devonte Green	28:50	3	1/1	1/1	0/0	1	2	0	1	2	0	1	
25	Armaan Franklin	37:24	1	0/1	0/1	0/0	1	2	0	0	1	0	0	
20	Darrel Anderson	13:01	0	0/1	0/0	0/0	1	1	0	0	0	0	0	
25	Race Thompson	33:37	0	0/0	0/0	0/0	0	0	0	0	0	0	0	
10	Rob Phelan	12:52	0	0/0	0/0	0/0	1	3	4	1	0	0	0	
20	Dellon Davis	38:24	26	0/0	0/0	0/0	1	0	0	0	1	0	0	
21	Jacome Hader	11:20	0	0/1	0/0	0/0	0	1	0	0	0	1	0	
Team			3	0	0	0	0	0	0	0	0	0	0	
Totals		21:52	113	13/18	11/22	24/24	15	27	21	14	13	10	3	0

Standing By Period

1st	2nd	3rd	4th
37%	36%	35%	32%
37%	36%	35%	32%
37%	36%	35%	32%
37%	36%	35%	32%

Game #20 - @Connecticut, 2000-01
Wednesday, Dec. 18, 2019 - XL Center, Hartford, Conn.

NO.	Name	MIN	PTS	FG	3P	FT	REB	AST	TO	ST	BLK	PF	PTS	
1	Justin Smith	23:23	27	10/13	3/4	1/2	3	4	8	3	3	0	0	
4	Troye Jackson-Davis	28:20	48	0/0	0/0	0/0	2	5	7	1	3	0	0	
30	Joey Brunk	18:21	4	1/0	1/1	2/2	1	3	0	0	0	0	0	
11	Albert Durheim	28:53	38	0/0	0/0	0/0	3	2	4	0	3	1	5	
11	Devonte Green	28:50	3	1/1	1/1	0/0	1	2	0	1	2	0	1	
25	Armaan Franklin	37:24	1	0/1	0/1	0/0	1	2	0	0	1	0	0	
20	Darrel Anderson	13:01	0	0/1	0/0	0/0	1	1	0	0	0	0	0	
25	Race Thompson	33:37	0	0/0	0/0	0/0	0	0	0	0	0	0	0	
10	Rob Phelan	12:52	0	0/0	0/0	0/0	1	3	4	1	0	0	0	
20	Dellon Davis	38:24	26	0/0	0/0	0/0	1	0	0	0	1	0	0	
21	Jacome Hader	11:20	0	0/1	0/0	0/0	0	1	0	0	0	1	0	
Team			3	0	0	0	0	0	0	0	0	0	0	
Totals		21:52	113	13/18	11/22	24/24	15	27	21	14	13	10	3	0

Game #21 - @Connecticut, 2001-02
Sunday, Dec. 22, 2019 - XL Center, Hartford, Conn.

NO.	Name	MIN	PTS	FG	3P	FT	REB	AST	TO	ST	BLK	PF	PTS	
1	Justin Smith	23:23	27	10/13	3/4	1/2	3	4	8	3	3	0	0	
4	Troye Jackson-Davis	28:20	48	0/0	0/0	0/0	2	5	7	1	3	0	0	
30	Joey Brunk	18:21	4	1/0	1/1	2/2	1	3	0	0	0	0	0	
11	Albert Durheim	28:53	38	0/0	0/0	0/0	3	2	4	0	3	1	5	
11	Devonte Green	28:50	3	1/1	1/1	0/0	1	2	0	1	2	0	1	
25	Armaan Franklin	37:24	1	0/1	0/1	0/0	1	2	0	0	1	0	0	
20	Darrel Anderson	13:01	0	0/1	0/0	0/0	1	1	0	0	0	0	0	
25	Race Thompson	33:37	0	0/0	0/0	0/0	0	0	0	0	0	0	0	
10	Rob Phelan	12:52	0	0/0	0/0	0/0	1	3	4	1	0	0	0	
20	Dellon Davis	38:24	26	0/0	0/0	0/0	1	0	0	0	1	0	0	
21	Jacome Hader	11:20	0	0/1	0/0	0/0	0	1	0	0	0	1	0	
Team			3	0	0	0	0	0	0	0	0	0	0	
Totals		21:52	113	13/18	11/22	24/24	15	27	21	14	13	10	3	0

Game #12 - UConn vs. NJIT #2
Sunday, Dec. 29, 2019 - J.L. Center, Hartford, Conn.

Box score for Game #12 (UConn vs NJIT) showing player statistics including FG, 3PT, FT, Rebounds, PF, TP, A, TO, BLK, STL, and Pts.

Box score for Game #12 (UConn vs NJIT) showing player statistics including FG, 3PT, FT, Rebounds, PF, TP, A, TO, BLK, STL, and Pts.

Summary statistics for Game #12, including team totals for FG, 3PT, FT, Rebounds, PF, TP, A, TO, BLK, STL, and Pts.

Game #13 - UConn vs. Connecticut #1
Wednesday, Jan. 1, 2020 - Fitts Third Arena, Storrs, Conn.

Box score for Game #13 (UConn vs Connecticut) showing player statistics including FG, 3PT, FT, Rebounds, PF, TP, A, TO, BLK, STL, and Pts.

Box score for Game #13 (UConn vs Connecticut) showing player statistics including FG, 3PT, FT, Rebounds, PF, TP, A, TO, BLK, STL, and Pts.

Summary statistics for Game #13, including team totals for FG, 3PT, FT, Rebounds, PF, TP, A, TO, BLK, STL, and Pts.

Game #14 - UConn vs. Wake Forest #3
Saturday, Jan. 4, 2020 - Youngs Center, Durham, N.C.

Box score for Game #14 (UConn vs Wake Forest) showing player statistics including FG, 3PT, FT, Rebounds, PF, TP, A, TO, BLK, STL, and Pts.

Box score for Game #14 (UConn vs Wake Forest) showing player statistics including FG, 3PT, FT, Rebounds, PF, TP, A, TO, BLK, STL, and Pts.

Summary statistics for Game #14, including team totals for FG, 3PT, FT, Rebounds, PF, TP, A, TO, BLK, STL, and Pts.

Game #15 - UConn vs. Tulane #1
Wednesday, Jan. 8, 2020 - Gerard Pavilion, Storrs, Conn.

Box score for Game #15 (UConn vs Tulane) showing player statistics including FG, 3PT, FT, Rebounds, PF, TP, A, TO, BLK, STL, and Pts.

Box score for Game #15 (UConn vs Tulane) showing player statistics including FG, 3PT, FT, Rebounds, PF, TP, A, TO, BLK, STL, and Pts.

Summary statistics for Game #15, including team totals for FG, 3PT, FT, Rebounds, PF, TP, A, TO, BLK, STL, and Pts.

Game #21 - UConn 74, Temple 63
 Wednesday, Jan. 29, 2020 - Gerard Pavilion, Storrs, Conn.



UConn Statistics
 UConn 74
 Temple 63

UConn Statistics
 UConn 74
 Temple 63

NO.	Name	Min	FG	3P	FT	Rebounds	Fouls	TP	AS	TO	ST	Blocks	PF
1	Quinton Rose	37:08	6-10	1-2	3-2	1 3 4	2 3	0 5	5	4	2	0	1-0
4	J.P. Morton III	32:47	5-7	1-1	5-5	3 5 8	5 3	0 6	1	2	0	1	0-0
10	Alex Forsberg	31:52	4-5	0-0	3-2	0 4 4	1 1	0 0	0	0	0	0	1-7
0	Alex Morton II	32:00	3-4	3-3	0-0	4 3 3	3 1	0 0	3	1	4	0	1-0
15	Nate Platts-Lewis	32:55	6-14	0-1	9-11	2 3 5	3 0	0 2	2	2	0	0	2-11
44	Damion Adams	32:32	0-0	0-0	0-0	0 1 1	0 0	0 0	0	0	0	0	0-0
2	Misty Scott	30:00	0-0	0-0	0-0	0 1 1	1 2	0 0	1	1	0	0	1-5
21	Justin Hamilton	34:38	0-0	0-0	0-0	0 0 0	1 0	0 0	0	0	0	0	0-0
14	Ardenia Parks	30:59	0-4	0-0	0-0	1 2 3	1 0	0 0	2	0	0	0	2-4
3	Josh Platts-Lewis	35:57	3-5	0-2	0-0	2 1 3	2 0	0 2	2	0	0	0	0-4
Team			4	1	5	0	0	0	0	0	0	0	0
Totals		32:00	4-12	0-17	13	24	37	26	17	13	13	7	1-7

NO.	Name	Min	FG	3P	FT	Rebounds	Fouls	TP	AS	TO	ST	Blocks	PF
23	Alex Aoki	30:35	3-8	3-5	3-2	1 4 5	2 1	0 1	0	1	0	1	4 0 10
25	Josh Carlton	32:15	4-8	0-0	3-2	2 3 5	3 4	0 1	2	1	0	0	0-0
0	John Galloway	32:13	3-10	1-1	4-4	0 2 2	3 3	0 0	2	2	0	1	0-0
1	Christian Wilf	34:57	3-11	3-6	3-3	3 7 10	0 5	0 4	3	4	0	0	0-0
2	James Souleight	32:47	4-10	0-2	4-4	4 2 6	4 3	1 2	1	1	1	0	0-0
5	Isiah Whaley	17:10	4-7	0-0	3-2	4 2 6	1 2	0 1	0	0	0	0	1-1
10	Brandon Adams	28:11	3-7	1-5	3-2	4 2 6	4 7	0 0	0	0	0	0	0-0
41	Nate Gray	00:00	0-0	0-0	0-0	0 0 0	0 0	0 0	0	0	0	0	0-0
45	Trent Kuehnel	00:00	0-0	0-0	0-0	0 0 0	0 0	0 0	0	0	0	0	0-0
Team			1	2	3	0	0	0	0	0	0	0	0
Totals		32:00	3-22	28-32	15	34	38	17	24	29	13	0	2 1 15

UConn	TEMPLE	UConn
Points from:	TEMPLE	UConn
2-point	10	20
3-point	0	0
Free-throw	0	0
Penalty	0	0
Team	10	20

Game #21 - Memphis 74, UConn 63
 Saturday, Feb. 1, 2020 - FedExForum, Memphis, Tenn.



UConn Statistics
 UConn 63
 Memphis 74

UConn Statistics
 UConn 63
 Memphis 74

NO.	Name	Min	FG	3P	FT	Rebounds	Fouls	TP	AS	TO	ST	Blocks	PF
23	Alex Aoki	30:25	1-7	0-2	1-2	1 5 6	2 1	0 3	0	2	0	2	1-10
25	Josh Carlton	32:23	1-2	0-0	0-1	2 3 5	4 1	2 1	2	0	0	0	1-10
0	John Galloway	32:42	0-1	0-0	1-1	2 0 0	0 0	0 0	0	4	0	0	0-0
1	Christian Wilf	32:43	0-5	0-1	4-4	1 1 2	5 5	0 2	2	5	3	0	1-5
2	James Souleight	32:35	5-15	0-3	7-9	1 1 2	3 6	17	3	3	0	0	2-0
10	Brandon Adams	12:58	1-8	1-4	0-0	0 1 1	2 0	1	1	1	0	0	1-20
3	Allegra Gilbert	28:11	4-8	0-0	0-0	2 2 4	1 2	0 2	2	0	0	0	0-0
5	Isiah Whaley	27:35	4-8	0-0	0-0	5 4 9	5 0	0 0	3	4	1	0	0-7
Team			3	2	5	0	0	0	0	0	0	0	0
Totals		32:00	1-28	13-18	14	20	34	22	15	13	13	0	15 10 17

NO.	Name	Min	FG	3P	FT	Rebounds	Fouls	TP	AS	TO	ST	Blocks	PF
15	Lance Thomas	30:48	5-11	2-4	3-2	1 3 4	3 1	16	1	4	1	0	1-3
22	Princeton Adams	32:31	5-9	1-1	5-7	2 8 8	4 4	18	0	8	3	2	1-4
5	Boogie Ellis	28:45	2-8	1-3	1-2	0 5 5	0 0	0 0	0	3	1	2	1-11
11	Leslie Colquhoun	32:10	4-7	1-2	5-8	1 7 8	2 0	16	2	2	0	0	0-0
25	Jaylen Gardner	30:17	0-3	0-0	0-0	0 2 2	0 1	0 0	1	1	0	0	0-0
2	Alex Lomas	27:48	2-8	1-2	8-8	0 1 1	0 0	10	2	1	0	0	0-0
1	Tyler Harris	15:35	1-3	1-2	0-0	0 0 0	0 0	0 0	1	2	0	0	0-3
19	Damion Daugh	15:20	0-3	0-0	0-2	1 2 3	4 2	4	2	3	0	0	0-1
20	Micah Gardner	09:38	0-0	0-0	0-0	0 0 0	0 0	0 0	0	0	0	0	0-0
Team			0	2	3	0	0	0	0	0	0	0	0
Totals		31:45	1-18	21-27	0	20	25	15	22	17	13	0	10 10 3 7

UConn	MEMPHIS	UConn
Points from:	MEMPHIS	UConn
2-point	10	20
3-point	0	0
Free-throw	0	0
Penalty	0	0
Team	10	20

Game #22 - UConn 73, Temple 64
 Thursday, Feb. 6, 2020 - Reynolds Center, Tallahassee, Fla.



UConn Statistics
 UConn 73
 Temple 64

UConn Statistics
 UConn 73
 Temple 64

NO.	Name	Min	FG	3P	FT	Rebounds	Fouls	TP	AS	TO	ST	Blocks	PF
25	Josh Carlton	31:50	3-4	0-0	0-0	3 1 4	3 0	0 0	0	0	1	0	0-7
0	John Galloway	32:38	2-5	1-0	0-1	0 3 3	1 2	5 2	2	2	1	0	0-0
1	Christian Wilf	34:38	4-12	2-8	0-0	1 3 4	2 4	1 0	1	3	1	0	1-0
2	James Souleight	32:36	9-14	4-5	0-0	2 3 5	4 1	22	0	3	2	0	2-20
10	Brandon Adams	13:40	3-4	0-0	0-0	0 0 0	0 0	1 1	1	1	0	0	0-0
3	Allegra Gilbert	32:24	6-8	3-3	0-0	1 0 1	2 4	17	2	0	0	0	1-15
23	Alex Aoki	28:45	1-3	0-1	0-1	0 3 3	1 1	2 0	0	0	0	0	0-5
5	Isiah Whaley	22:36	3-3	0-0	4-4	0 0 0	4 2	18	0	4	1	0	0-13
Team			2	3	5	0	0	0	0	0	0	0	0
Totals		32:04	10-22	10-12	13	34	37	28	12	7	7	0	2 4 10

NO.	Name	Min	FG	3P	FT	Rebounds	Fouls	TP	AS	TO	ST	Blocks	PF
41	Justin Horne	34:20	3-5	0-1	0-0	0 2 2	4 0 4	1 2	1	1	1	2	0-2
12	Emmanuel Ugbo	32:07	1-1	0-0	0-0	0 0 0	1 0 1	0 0	1	0	0	0	0-4
0	Brandon Adams	32:39	1-4	0-1	0-1	2 5 7	1 3	0 4	4	1	0	0	0-0
3	Allegra Gilbert	34:51	3-10	1-4	4-4	1 3 4	2 0 0	0 2	1	1	0	0	0-20
5	Lawson Korta	32:10	0-5	0-4	0-0	1 0 1	0 0 0	0 1	1	0	0	0	1-17
1	Marlon Ighara	34:03	11-15	0-1	7-8	1 2 3	1 0 0	28	2	0	0	0	3-12
11	Darren Jackson	32:30	2-4	0-0	0-2	0 1 1	2 3 4	1 0	2	0	0	0	0-5
4	Isiah Hill	21:34	0-1	0-0	0-0	0 1 1	0 0 0	1 2	1	0	0	0	0-7
22	Reggie Jones	32:27	0-1	0-1	0-0	0 1 1	0 0 0	0 1	0	0	0	0	0-1
Team			2	0	2	0	0	0	0	0	0	0	0
Totals		32:40	1-12	1-12	7 15	22	14	18	50	13	7	4	2 10

UConn	TEMPLE	UConn
Points from:	TEMPLE	UConn
2-point	10	20
3-point	0	0
Free-throw	0	0
Penalty	0	0
Team	10	20

Game #23 - UConn 73, Cleveland 74 (OT)
 Sunday, Feb. 9, 2020 - Gerard Pavilion, Storrs, Conn.



UConn Statistics
 UConn 73
 Cleveland 74

UConn Statistics
 UConn 73
 Cleveland 74

NO.	Name	Min	FG	3P	FT	Rebounds	Fouls	TP	AS	TO	ST	Blocks	PF
10	John Scott	34:20	10-17	3-5	3-4	4 9 13	1 2	25	3	1	4	2	2 1
20	Chris Nigg	34:25	5-8	0-0	0-2	2 2 4	4 1	13	1	1	1	0	0-5
2	Kyle Williams	32:35	0-15	0-4	0-0	1 2 3	4 2	16	3	1	0	0	0-0
3	Mike Adams-Woods	32:34	1-1	0-0	0-0	0 3 3	4 0	0 0	0	0	0	0	0-0
34	John Carberry	34:58	1-11	1-5	5-8	0 5 5	3 0 0	8	10	0	0	0	2-4
0	Chris McNeal	32:59	0-1	0-1	0-0	0 3 3	1 0 0	0 0	0	0	0	0	0-0
20	Marcus Adams	32:32	1-4	0-0	0-0	2 0 2	3 0 0	2 0	1	0	0	0	0-0
21	Justin Carberry	28:40	3-6	0-0	1-2	1 1 2	1 0 0	1 1	0	0	0	0	0-0
23	Zach Harvey	25:20	0-0	0-0	0-0	0 1 1	1 0 0	0 0	0	0	0	0	0-2
Team			4	0	4	0	0	0	0	0	0	0	0
Totals		37:00	9-2										

Game #24 - 2021 F4, #10000 74
Wednesday, Feb. 12, 2020 - Muzzy Coliseum, Dallas, Texas



UConn Huskies
2020-21 Season
2020-21 Season

NO.	Name	Min	FG	SP	FT	Rebounds	Fouls	TP	AS	TO	ST	Blocks	±	Shooting By Period
			BA	BA	BA	OR SR TOT	PF					BB SA		% FG
22	Rich Auch	13:20	3-4	2-2	0-1	1-1	1-1	0-0	1-1	0-0	0-0	1-1	-12	% FG: 75.0 40.0
25	Josh Carlton	17:47	2-4	5-5	1-2	4-2	3-2	1-1	1-1	0-1	0-0	1-0	-4	% FG: 50.0 80.0
0	John Galloway	02:20	5-5	5-5	0-0	2-2	2-1	13-13	2-2	2-2	0-0	0-0	8	% FG: 100.0 100.0
1	Christian Vital	02:46	3-3	3-3	0-0	3-3	3-1	10-10	7-7	0-0	0-0	1-0	0	% FG: 100.0 100.0
2	James Souleight	02:21	0-1-0	0-0	0-0	0-0	0-0	0-0	0-0	0-0	0-0	0-0	0	% FG: 0.0 0.0
3	Alexique Gilbert	02:27	3-7	3-3	0-0	3-1	3-3	0-0	1-1	0-0	0-0	1-0	-13	% FG: 42.9 60.0
5	Isiah Whaley	21:12	3-3	0-0	0-1	4-2	7	1-3	0-0	0	0	0	0	% FG: 100.0 0.0
10	Brandon Adams	02:09	2-7	2-7	0-0	1-4	1-5	11-11	0-0	0-0	0-0	0-0	10	% FG: 28.6 80.0
15	Sidney Wilson	02:21	1-2	-1-1	0-0	0-0	0-0	0-0	0-0	1-1	0-0	0-0	0	% FG: 50.0 0.0
Team			20-57	11-20	10-15	14-19	20	16-17	73	11	13	9	2	44.4 60.0
Totals			20-57	11-20	10-15	14-19	20	16-17	73	11	13	9	2	44.4 60.0

NO.	Name	Min	FG	SP	FT	Rebounds	Fouls	TP	AS	TO	ST	Blocks	±	Shooting By Period
			BA	BA	BA	OR SR TOT	PF					BB SA		% FG
15	Mark Mike	12:04	3-7	1-3	0-0	3-2	3-1	7-11	1-1	2-0	0-0	1-1	2	% FG: 43 50.0%
22	Mark Asay	10:22	1-2	0-0	0-0	0-0	0-0	0-0	0-0	0-0	0-0	0-0	1-2	% FG: 50 75%
0	Tyler Jody	02:20	2-6	1-2	0-0	3-1	4-3	7-8	3-3	0-0	0-0	0-0	11	% FG: 33.3 50.0%
2	Harold Davis	02:41	7-11	3-3	0-0	3-3	4-4	18-20	5-5	1-1	0-0	1-1	0	% FG: 63.6 100%
5	Emmanuel Bamouni	02:02	4-8	3-3	0-0	2-4	8-1	1-12	2-2	3-3	0-0	0-0	-1	% FG: 50 100%
13	Clay White	18:47	0-1	0-1	0-0	0-1	1-0	0-1	1-1	0-0	0-0	0-0	0	% FG: 0 50.0%
15	Chris Chandler	15:20	3-7	1-3	0-2	2-3	2-3	8-8	1-1	0-0	0-0	0-0	4	% FG: 43 50.0%
1	Patric Hunt	21:29	0-6	0-2	0-0	1-2	7-6	4-10	1-1	0-0	0-0	0-0	0	% FG: 0 25.0%
20	Everett Ray	02:04	2-6	0-0	0-0	0-0	0-0	0-0	0-0	0-0	0-0	0-0	3	% FG: 33.3 0.0%
Team			28-61	9-17	0-0	9-16	27	17-18	70	14	12	6	3	44
Totals			28-61	9-17	0-0	9-16	27	17-18	70	14	12	6	3	44

UConn	TEAM	Points from	UConn	Points from	Period by Period Scoring
Shooting	FG	SP	FT	Reb	1st
Shooting	20	11	10	14	10-10
Rebounds	14	19	20	17	10-10
Fouls	16	17	16	17	10-10
Points	44	60	60	60	10-10

Game #25 - #10000 64, #100000 64
Saturday, Feb. 16, 2020 - XL Center, Hartford, Conn.



UConn Huskies
2020-21 Season
2020-21 Season

NO.	Name	Min	FG	SP	FT	Rebounds	Fouls	TP	AS	TO	ST	Blocks	±	Shooting By Period
			BA	BA	BA	OR SR TOT	PF					BB SA		% FG
05	Lance Thomas	18:30	3-4	1-3	2-4	2-1	3-4	2-2	7-7	0-0	0-0	0-0	-2	% FG: 75.0 40.0
02	Francis Adkins	17:20	7-22	1-4	1-2	3-10	10-3	10-10	3-3	1-3	2-2	5-1	-1	% FG: 31.8 25.0
5	Joseph Elin	02:45	2-5	1-2	2-4	1-4	5-4	2-2	7-7	1-1	0-0	1-1	2	% FG: 40.0 50.0
10	Damon Gough	02:24	3-3	1-1	0-0	0-0	0-0	0-0	0-0	0-0	0-0	0-0	0	% FG: 100.0 50.0
11	Leifur Gudjonsson	02:00	0-4	0-2	0-0	1-2	3-4	0-0	0-0	0-0	0-0	0-0	0	% FG: 0.0 0.0
23	Malcolm Cambridge	12:45	3-3	0-0	0-0	0-0	0-0	0-0	0-0	0-0	0-0	0-0	0	% FG: 100.0 0.0
1	Tyler Harris	20:25	6-13	4-8	0-0	1-1	2-2	0-0	10-10	0-0	1-1	0-0	-10	% FG: 46.2 50.0
2	Alan Lomas	02:33	0-0	0-0	0-0	0-0	0-0	0-0	0-0	0-0	0-0	0-0	0	% FG: 0.0 0.0
14	Isiah Maurice	01:48	0-0	0-0	0-0	0-0	0-0	0-0	0-0	0-0	0-0	0-0	0	% FG: 0.0 0.0
Team			20-57	11-20	10-15	14-19	20	16-17	73	11	13	9	2	44.4 60.0
Totals			20-57	11-20	10-15	14-19	20	16-17	73	11	13	9	2	44.4 60.0

NO.	Name	Min	FG	SP	FT	Rebounds	Fouls	TP	AS	TO	ST	Blocks	±	Shooting By Period
			BA	BA	BA	OR SR TOT	PF					BB SA		% FG
23	Rich Auch	12:04	3-7	1-3	0-0	3-2	3-1	7-11	1-1	2-0	0-0	1-1	2	% FG: 43 50.0%
22	Mark Asay	10:22	1-2	0-0	0-0	0-0	0-0	0-0	0-0	0-0	0-0	0-0	1-2	% FG: 50 75%
0	Tyler Jody	02:20	2-6	1-2	0-0	3-1	4-3	7-8	3-3	0-0	0-0	0-0	11	% FG: 33.3 50.0%
2	Harold Davis	02:41	7-11	3-3	0-0	3-3	4-4	18-20	5-5	1-1	0-0	1-1	0	% FG: 63.6 100%
5	Emmanuel Bamouni	02:02	4-8	3-3	0-0	2-4	8-1	1-12	2-2	3-3	0-0	0-0	-1	% FG: 50 100%
13	Clay White	18:47	0-1	0-1	0-0	0-1	1-0	0-1	1-1	0-0	0-0	0-0	0	% FG: 0 50.0%
15	Chris Chandler	15:20	3-7	1-3	0-2	2-3	2-3	8-8	1-1	0-0	0-0	0-0	4	% FG: 43 50.0%
1	Patric Hunt	21:29	0-6	0-2	0-0	1-2	7-6	4-10	1-1	0-0	0-0	0-0	0	% FG: 0 25.0%
20	Everett Ray	02:04	2-6	0-0	0-0	0-0	0-0	0-0	0-0	0-0	0-0	0-0	3	% FG: 33.3 0.0%
Team			28-61	9-17	0-0	9-16	27	17-18	70	14	12	6	3	44
Totals			28-61	9-17	0-0	9-16	27	17-18	70	14	12	6	3	44

UConn	TEAM	Points from	UConn	Points from	Period by Period Scoring
Shooting	FG	SP	FT	Reb	1st
Shooting	20	11	10	14	10-10
Rebounds	14	19	20	17	10-10
Fouls	16	17	16	17	10-10
Points	44	60	60	60	10-10

Game #26 - #10000 64, #10000 64 (OT)
Thursday, Feb. 20, 2020 - Lincum Center, Ft. Lauderdale, Fla.



UConn Huskies
2020-21 Season
2020-21 Season

NO.	Name	Min	FG	SP	FT	Rebounds	Fouls	TP	AS	TO	ST	Blocks	±	Shooting By Period
			BA	BA	BA	OR SR TOT	PF					BB SA		% FG
5	Isiah Whaley	17:32	0-14	0-0	2-2	4-10	14	4-4	10-10	0	0	2-1	-2	% FG: 0.0 25.0%
25	Josh Carlton	17:53	3-5	3-3	0-0	1-4	5-0	0-0	0-0	0-0	0-0	0-0	-1	% FG: 60 100%
9	John Galloway	04:22	3-3	3-3	0-0	1-1	3-4	12-12	3-3	0-0	0-0	0-0	5	% FG: 100.0 100.0
1	Christian Vital	04:52	7-7	3-7	4-4	2-8	4	8-21	5-5	3-0	0-0	0-0	-8	% FG: 100.0 50.0%
2	James Souleight	04:48	0-7	0-3	0-0	7-7	4	2-10	3-3	0-0	0-0	1-1	0	% FG: 0.0 33.3%
15	Sidney Wilson	07:32	1-3	1-1	0-0	3-0	0-0	3-3	0-0	0-0	0-0	0-0	0	% FG: 33.3 33.3%
10	Brandon Adams	04:06	1-8	1-2	0-0	3-3	1-4	1-1	1-1	0-0	0-0	1-1	11	% FG: 12.5 50.0%
3	Alexique Gilbert	27:36	5-10	3-3	2-2	1-1	3-0	0-0	1-1	0-0	1-0	1-0	-10	% FG: 50.0 60.0
Team			20-57	11-20	10-15	14-19	20	16-17	73	11	13	9	2	44.4 60.0
Totals			20-57	11-20	10-15	14-19	20	16-17	73	11	13	9	2	44.4 60.0

NO.	Name	Min	FG	SP	FT	Rebounds	Fouls	TP	AS	TO	ST	Blocks	±	Shooting By Period
			BA	BA	BA	OR SR TOT	PF					BB SA		% FG
1	Christian Vital	17:28	5-12	3-4	1-1	3-4	4	8-12	4-4	0-0	0-0	0-0	0	% FG: 41.7 25.0%
10	John Forester	17:27	3-9	0-0	1-2	2-3	5	4-7	3-3	2-1	0-0	0-0	0	% FG: 33.3 0.0%
23	Justin Hamilton	17:33	0-1	0-0	0-0	0-2	3-3	0-0	0-0	0-0	0-0	0-0	0	% FG: 0.0 0.0%
30	Mark Moore II	04:54	3-4	2-4	0-0	2-4	8-1	5-14	3-3	1-4	0-0	0-0	0	% FG: 75.0 25.0%
15	Mark Pierre-Louis	04:54	0-14	0-0	0-0	1-13	14	3-3	23-23	0-0	0-0	0-0	0	% FG: 0.0 0.0%
4	J.P. Moorman II	20:27	1-3	0-0	0-0	0-2	4-2	1-3	0-0	0-0	0-0	0-0	0	% FG: 33.3 0.0%
22	DeVonn Perry	02:23	2-2	1-1	0-0	0-1	1-0	0-0	1-1	0-0	0-0	0-0	0	% FG: 100 50.0%
2	Marty Scott	03:21	13-15	4-6	0-0	4-4	2-4	20-21	3-3	0-0	0-0	0-0	0	% FG: 86.7 66.7%
3	Josh Pierre-Louis	03:02	0-2	0-1	0-0	0-0	0-0	0-0	0-0	0-0	0-0	0-0	-7	% FG: 0.0 0.0%
Team			28-61	9-17	0-0	9-16	27	17-18	70	1				

2020-21 UCONN MEN'S BASKETBALL / BOX SCORES

Game #20 - UConn #1, #RFP #8
Wednesday, Feb. 25, 2020 - XL Center, Hartford, Conn.



UConn Huskies
#1
#RFP #8

UConn
#1
#RFP #8

NO.	Name	Min	FG			Rebounds	Points	TP	AS	TO	ST	Blocks	+/-	Shooting By Period			
			MA	AA	SA									OR	DR	FF	RF
35	Colin Smith	1:27	0-0	0-0	1-2	2	4	0	3	3	1	0	0	-15	0%	0%	50%
1	Tony Johnson Jr.	0:59	0-0	0-0	1-3	0	1	1	4	3	5	0	1	0	0	0	0
2	Mel Miles	0:17	1-4	0-3	3-2	0	2	2	1	1	4	1	0	0	0	0	-2
10	Brandon Adams	0:22	0-0	0-0	0-0	0	1	1	2	2	4	1	2	0	0	0	-10
22	Darin Green Jr.	0:27	0-0	0-0	0-0	0	3	3	0	0	0	0	0	0	0	0	-15
4	Cassius Dukes	0:30	0-0	0-0	0-0	0	0	0	1	1	1	4	3	0	0	0	-4
12	Damon Ingram	0:32	0-0	0-0	0-0	0	0	0	0	0	0	0	0	0	0	0	-15
20	Frank Gerts	0:40	0-0	0-0	0-0	0	1	1	1	1	2	0	2	0	0	0	-5
14	Isiah White	0:51	1-0	0-0	0-0	1	0	1	0	2	0	0	0	0	0	0	-1
Team						1	2	3	0	0	0	0	0				
Totals		22:54	0-0	0-0	11-18	7	21	28	21	19	55	7	17	8	1	2	-15

NO.	Name	Min	FG			Rebounds	Points	TP	AS	TO	ST	Blocks	+/-	Shooting By Period			
			MA	AA	SA									OR	DR	FF	RF
5	Isiah White	1:38	7-9	0-0	4-6	5	8	11	2	4	19	1	2	1	2	3	17
25	Josh Carlton	1:12	4-7	0-0	0-0	1	1	3	5	0	0	0	1	0	0	0	5
0	John Galloway	0:22	1-5	0-2	3-2	1	1	2	3	3	4	2	1	2	0	0	0
1	Christian Vital	0:30	7-10	3-4	2-4	2	5	7	3	3	19	5	2	4	0	0	15
2	James Souknight	0:30	4-8	3-4	6-8	1	6	7	1	5	19	1	0	0	0	0	17
10	Brandon Adams	0:30	0-0	0-0	0-0	0	0	0	0	0	0	0	0	0	0	0	0
3	Alexis Gilbert	0:52	0-0	0-0	0-0	0	0	0	0	0	0	0	0	0	0	0	0
15	Sidney Wilson	0:53	1-0	0-0	0-0	1	1	1	1	2	0	1	1	0	0	0	0
45	Tami Abajoub	0:14	0-0	0-0	0-0	0	0	0	0	0	0	0	0	0	0	0	-2
Team						0	3	3	0	0	0	0	0	0	0	0	0
Totals		22:54	21-32	0-0	11-24	11	25	30	19	21	61	15	12	2	1	15	62

UConn	UCF	UConn	Points From	UCF	UConn	Period by Period Scoring
35	Colin Smith	0	0	0	0	0
1	Tony Johnson Jr.	0	0	0	0	0
2	Mel Miles	0	0	0	0	0
10	Brandon Adams	0	0	0	0	0
4	Cassius Dukes	0	0	0	0	0
12	Damon Ingram	0	0	0	0	0
20	Frank Gerts	0	0	0	0	0
14	Isiah White	0	0	0	0	0
Team	0	0	0	0	0	0

Game #21 - UConn #4, Great Carolina #3
Saturday, Feb. 29, 2020 - William H. Allen, Greenville, N.C.



UConn Huskies
#4
Great Carolina #3

UConn
#4
Great Carolina #3

NO.	Name	Min	FG			Rebounds	Points	TP	AS	TO	ST	Blocks	+/-	Shooting By Period			
			MA	AA	SA									OR	DR	FF	RF
5	Isiah White	1:27	5-7	0-0	0-0	4	3	7	4	3	13	1	0	1	0	0	15
25	Josh Carlton	1:25	3-5	0-0	1-2	2	5	7	4	2	5	2	1	1	0	0	13
0	John Galloway	0:25	1-0	0-0	0-0	1	2	0	0	0	0	0	0	0	0	0	0
1	Christian Vital	0:28	7-10	5-10	0-0	1	5	8	5	27	1	3	4	0	0	0	28
2	James Souknight	0:28	5-13	1-4	0-0	5	5	10	2	5	19	4	1	0	1	0	20
3	Alexis Gilbert	1:27	1-4	1-4	0-0	0	2	0	0	4	1	0	0	0	0	0	8
10	Brandon Adams	0:22	0-1	0-0	0-0	1	1	2	0	0	0	0	0	0	0	0	0
45	Tami Abajoub	0:09	0-0	0-0	0-0	0	0	0	0	0	0	0	0	0	0	0	0
Team						2	2	4	0	0	0	0	0	0	0	0	0
Totals		24:03	18-30	0-0	11-20	18	23	37	22	25	53	13	7	1	1	21	62

NO.	Name	Min	FG			Rebounds	Points	TP	AS	TO	ST	Blocks	+/-	Shooting By Period			
			MA	AA	SA									OR	DR	FF	RF
1	Jayden Gardner	0:41	2-10	0-0	5-5	1	5	8	2	4	9	4	1	0	1	0	-15
32	Charles Coleman	0:10	0-0	0-0	0-0	0	0	0	0	0	0	0	0	0	0	0	0
2	Tyler Hudson	0:23	0-0	0-0	0-0	0	0	0	0	0	0	0	0	0	0	0	0
11	JJ Miles	0:23	0-0	0-0	0-0	0	0	0	0	0	0	0	0	0	0	0	0
12	Tramon Robinson-White	0:21	0-0	0-0	0-0	0	0	0	0	0	0	0	0	0	0	0	0
4	Brandon Sage	0:20	1-0	0-0	0-0	0	0	0	0	0	0	0	0	0	0	0	0
20	Shunta Bell	0:10	0-0	0-0	0-0	0	0	0	0	0	0	0	0	0	0	0	0
42	Miles James	0:05	0-0	0-0	0-0	0	0	0	0	0	0	0	0	0	0	0	0
5	Logan Cullis	0:05	0-0	0-0	0-0	0	0	0	0	0	0	0	0	0	0	0	0
10	Isiah White	0:05	0-0	0-0	0-0	0	0	0	0	0	0	0	0	0	0	0	0
25	Damon Ingram	0:05	0-0	0-0	0-0	0	0	0	0	0	0	0	0	0	0	0	0
44	Edo Luter	0:05	0-0	0-0	0-0	0	0	0	0	0	0	0	0	0	0	0	0
24	Sean Linnard	0:11	0-1	0-0	0-0	0	0	0	0	0	0	0	0	0	0	0	0
Team						1	1	2	0	0	0	0	0	0	0	0	0
Totals		22:51	24	17	15	11	16	27	11	16	27	13	13	2	4	0	21

UConn	GC	UConn	Points From	GC	UConn	Period by Period Scoring
35	Isiah White	0	0	0	0	0
25	Josh Carlton	0	0	0	0	0
0	John Galloway	0	0	0	0	0
1	Christian Vital	0	0	0	0	0
2	James Souknight	0	0	0	0	0
3	Alexis Gilbert	0	0	0	0	0
10	Brandon Adams	0	0	0	0	0
15	Sidney Wilson	0	0	0	0	0
45	Tami Abajoub	0	0	0	0	0
Team	0	0	0	0	0	0

Game #22 - UConn #7, Morehead #1
Thursday, March 5, 2020 - Garages Pavilion, Greensboro, Conn.



UConn Huskies
#7
Morehead #1

UConn
#7
Morehead #1

NO.	Name	Min	FG			Rebounds	Points	TP	AS	TO	ST	Blocks	+/-	Shooting By Period			
			MA	AA	SA									OR	DR	FF	RF
35	Patric White Jr.	1:22	3-7	0-0	1-1	4	1	5	3	1	7	0	0	1	0	0	-8
1	Chris Harris Jr.	0:22	1-1	0-0	0-0	0	0	0	0	0	0	0	0	0	0	0	-3
3	Marcus Sasser	0:28	1-0	0-0	0-0	1	4	5	3	1	2	0	0	0	0	0	-2
3	Dillon James	0:27	2-0	0-1	1-0	3	3	5	1	5	1	1	1	0	0	0	0
11	Nate Hoban	0:21	4-8	3-4	0-0	3	2	5	1	1	11	0	1	1	0	0	-13
24	Quentin Grimes	0:35	0-0	0-0	0-0	0	0	0	0	0	0	0	0	0	0	0	-1
25	Brian Greenan	0:18	0-1	0-0	0-0	0	0	0	0	0	0	0	0	0	0	0	-10
2	Dale Mills	0:05	0-0	0-0	0-0	0	0	0	0	0	0	0	0	0	0	0	-4
4	Justin Gorman	0:18	0-1	0-0	0-0	1	1	1	1	2	0	0	0	0	0	0	0
23	Cadrick May Jr.	0:22	0-0	0-0	0-0	0	0	0	0	0	0	0	0	0	0	0	-1
Team						2	5	7	0	0	0	0	0	0	0	0	0
Totals		22:51	24	17	15	11	16	27	11	16	27	13	13	2	4	0	21

NO.	Name	Min	FG			Rebounds	Points	TP	AS	TO	ST	Blocks	+/-	Shooting By Period		
			MA	AA	SA									OR	DR	FF
5	Is															

Dog Houses: Homes of the Huskies



Gampel Pavilion Storrs

Opened: January, 1990
Current capacity: 10,167
UConn record: 195-37 (.841)



XL Center Hartford

Opened: January, 1976
Current capacity: 15,564
UConn record: 276-103 (.728)



Werth Family UConn Basketball Champions Center



The Werth Family UConn Basketball Champions Center opened its doors in October, 2014, giving the UConn men's and women's basketball programs one of the finest practice facilities in the country.

Built on the site of what was Memorial Stadium, the former on-campus home of the football Huskies, the Werth Family Champions Center is located on Jim Calhoun Way, adjacent to Gampel Pavilion and provides the UConn men's and women's basketball programs each with a place to call their own.

Built at an estimated cost of \$40 million, the 78,200-square foot facility consists of two massive and identical wings, containing practice courts, locker rooms, coaches' offices, athletic training rooms, strength and conditioning areas, areas for sports medicine, film rooms, fully-equipped academic study areas, dining areas, and is filled with memorabilia celebrating the two programs' combined 15 national championships and decades of success.

The practice courts for each team include one full-size court and two half-courts and a dedicated free throw shooting basket, equaling eight goals per court. A viewing balcony allows coaches and visitors to observe practices with ample space for video equipment to record practice sessions from an elevated position.





Team locker rooms are state-of-the-art, equipped with spacious individual lockers, each with a combination-lock slide-out closet to house valuables.

There are three meeting rooms in the building and each program has student lounges, featuring space to relax, socialize, play video games, or watch TV. There is a full dining area and buffet style serving area on the second floor, ensuring that the athletes get proper nutrition.

The sports medicine components include areas for testing, hydrotherapy, treatment and taping, doctor's office,

and state-of-the-art rehab equipment.

The spacious academic area includes numerous computer-equipped study stations as well as private academic counseling rooms.

Combining with The Burton Family Football Complex and Mark R. Shenkman Training Center, just a short walk away, the Werth Family UConn Basketball Champions Center gives the University of Connecticut on-campus practice and training facilities for football and men's and women's basketball that rank among the finest in the nation.



UConn Men's Basketball On The Air

RADIO COVERAGE



UCONN 97-9 **ESPN** FM

UCONN IMG SPORTS NETWORK

97.9 FM ESPN (Hartford)

WAVZ 1300 AM (New Haven)
WINE 940 AM (Danbury)
WGCH 1490 AM (Greenwich)

WICC 600 AM (Bridgeport)
WATR 1320 AM (Waterbury)
WILI 1400 AM (Willimantic)



MIKE CRISPINO



WAYNE NORMAN

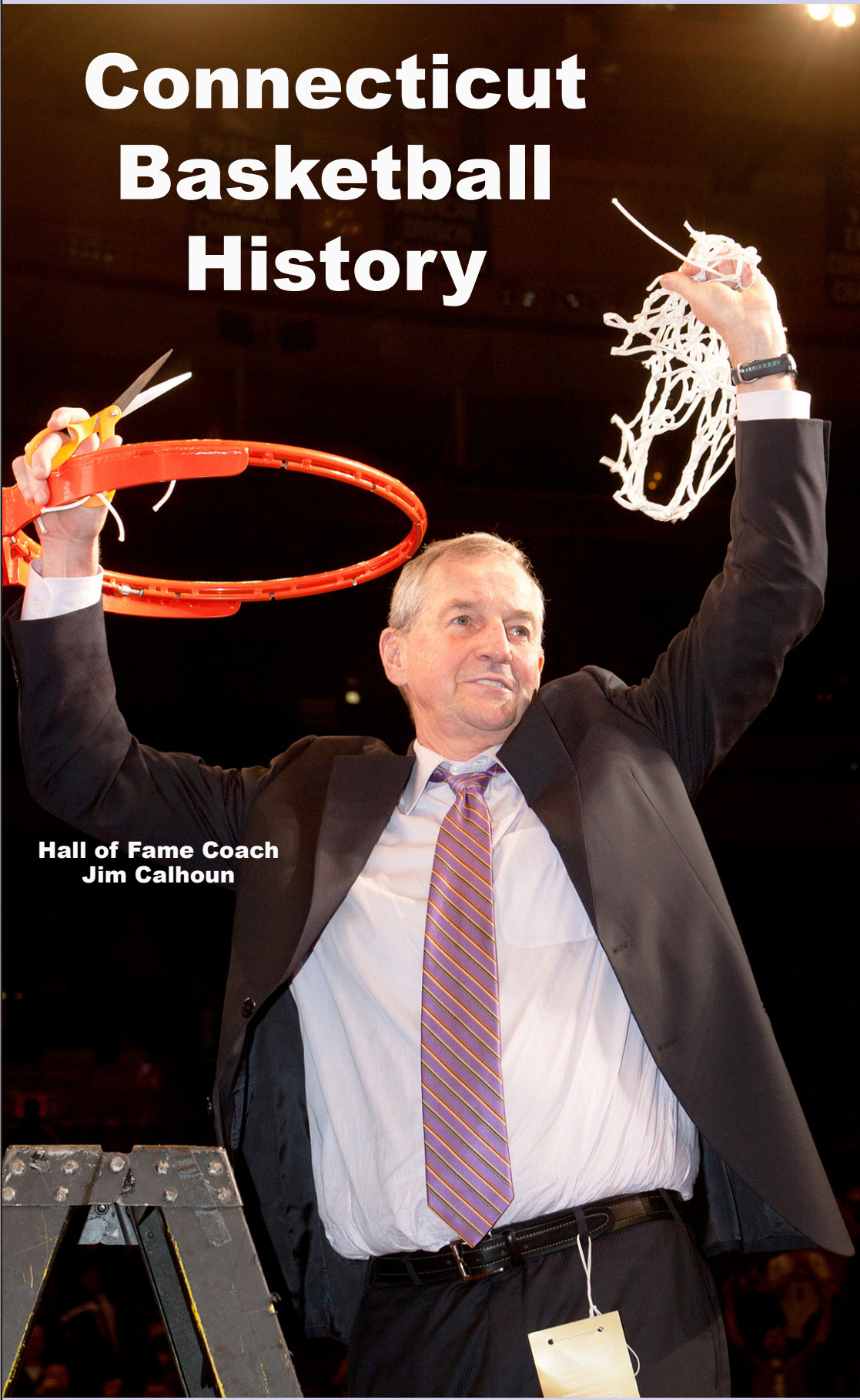
Satellite Radio: **SIRIUS, XM**

Westwood One

TELEVISION COVERAGE



Connecticut Basketball History




Hall of Fame Coach
Jim Calhoun




ALL-TIME HEAD COACHES

UConn Basketball
All-Time
Head Coaches



HUGH GREER
1946-63
286-112 (.719)



DEE ROWE
1969-77
120-88 (.577)



JIM CALHOUN
1986-2012
625-243 (.720)

Years	Coach	W	L	PCT.
Pre-1915	No Coach	45	44	.506
1915-19	John F. Donahue	11	23	.324
1919-21	M.R. Swartz	14	14	.500
1921-22	J.W. Tasker	15	5	.750
1922-23	Roy J. Guyer	8	6	.571
1923-27	Sumner A. Dole	39	25	.609
1927-31	Louis A. Alexander	35	19	.648
1931-36	John J. Heldman, Jr.	19	42	.311
1935-36	J.O. Christian (Interim)	3	10	.231
1936-45	Don White	94	59	.614
1945-46	Blair Gullion	14	7	.667
1946-63	Hugh S. Greer	287	113	.718
1963	George Wigton (Interim)	11	4	.733
1963-67	Fred A. Shabel	72	29	.713
1967-69	Burr Carlson	16	32	.333
1969-77	Donald "Dee" Rowe	120	88	.577
1977-86	Dominic "Dom" Perno	139	114	.549
1986-12	James Calhoun	625	243	.720
2012-18	Kevin Ollie	127	79	.617*
*64 games vacated during 2016-17, 2017-18; official NCAA record 97-45				
2018-19	Dan Hurley	16	17	.485
2019-20	Dan Hurley	19	12	.613

Totals **1729** **985** **.637***
*64 games vacated during 2016-17, 2017-18; official NCAA record 1699-951 (.641)

UConn Basketball All-Time Assistant Coaches

Greg Ashford (8 seasons)	85-86, 84-85, 83-84, 82-83, 81-82, 80-81, 79-80, 78-79
Fred Barakat (1 season)	69-70
Steven F. Bell (4 seasons)	75-76, 74-75, 73-74, 72-73
George Blaney (12 seasons)	12-13, 11-12, 10-11, 09-10, 08-09, 07-08, 06-07, 05-06, 04-05, 03-04, 02-03, 01-02
Don Burns (1 season)	60-61
Bill Cardarelli (1 season)	86-87
Burr Carlson (3 seasons)	66-67, 65-66, 64-65
Raphael Chillious (1 season)	17-18
Jack Coniam (2 seasons)	68-69, 67-68
James Connors (1 season)	49-50
Howie Dickenman (14 seasons)	95-96, 94-95, 93-94, 92-93, 91-92, 90-91, 89-90, 88-89, 87-88, 86-87, 85-86, 84-85, 83-84, 82-83
Kevin Freeman (1 season)	20-21
Bill Gaertner (1 season)	71-72
Hugh Greer (1 season)	46-47
Karl Hobbs (12 seasons)	15-16, 14-15, 13-14, 12-13, 00-01, 99-00, 98-99, 97-98, 96-97, 95-96, 94-95, 93-94
Charles Hovarth (2 seasons)	48-49, 47-48
Kenya Hunter (3 seasons)	19-20, 18-19
Billy Kalbaugh (1 season)	70-71
Dwayne Killings (2 seasons)	16-17, 17-18
Andre LaFleur (7 seasons)	10-11, 09-10, 08-09, 07-08, 06-07, 05-06, 04-05
Dave Leitao (14 seasons)	01-02, 00-01, 99-00, 98-99, 97-98, 96-97, 93-94, 92-93, 91-92, 90-91, 89-90, 88-89, 87-88, 86-87
Mike McKay (1 season)	83-84
Glen Miller (13 seasons)	16-17, 15-16, 14-15, 13-14, 12-13, 11-12, 92-93, 91-92, 90-91, 89-90, 88-89, 87-88, 86-87
Ricky Moore (5 seasons)	17-18, 16-17, 15-16, 14-15, 13-14
Tom Moore (16 seasons)	20-21, 19-20, 18-19, 06-07, 05-06, 04-05, 03-04, 02-03, 01-02, 00-01, 99-00, 98-99, 97-98, 96-97, 95-96, 94-95
Charles Muzikevik (1 season)	49-50
Jim O'Brien (5 seasons)	81-82, 80-81, 79-80, 78-79, 77-78
Kevin Ollie (2 seasons)	11-12, 10-11
Dom Perno (5 seasons)	76-77, 75-76, 74-75, 73-74, 72-73
Arthur A. Perry (2 seasons)	77-78, 76-77
Steve Pikiell (1 season)	91-92
Nick Rodis (8 seasons)	61-62, 60-61, 59-60, 58-59, 57-58, 56-57, 55-56, 54-55
Patrick Sellers (3 seasons)	09-10, 08-09, 07-08
Steve Siegrist (4 seasons)	85-86, 84-85, 83-84, 82-83
Bob Staak (2 seasons)	73-74, 72-73
Dick Stewart (1 season)	69-70
Bill Stuart (4 seasons)	82-83, 81-82, 80-81, 79-80
Dan Switchenko (1 season)	74-75
Jim Valvano (2 seasons)	71-72, 70-71
Clyde Vaughan (2 seasons)	03-04, 02-03
Stan Ward (2 seasons)	53-54, 52-53
George L. Wigton (3 seasons)	63-64, 62-63, 61-62
Scott Wissell (2 seasons)	90-91, 89-90
Paul White (1 season)	52-53
Ted Woodward (3 seasons)	88-89, 87-88, 86-87
Kimani Young (3 seasons)	20-21, 19-20, 18-19

*-- list includes assistant coaches from 1946-47 through present.

YEAR-BY-YEAR TEAM RECORDS

Year	Head Coach	Overall Record	Conference Record	Home Record	Away Record	Neutral Record	UC Pts. Scored	Opp.Pts Scored	Post Season
1900-01	No Coach	1-0	NA	NA	NA	NA	17	12	--
1901-02	No Coach	5-5	NA	NA	NA	NA	303	231	--
1902-03	No Coach	5-2	NA	NA	NA	NA	121	121	--
1903-04	No Coach	6-3	NA	NA	NA	NA	277	211	--
1904-05	No Coach	3-3	NA	NA	NA	NA	256	228	--
1905-06	No Coach	6-3	NA	NA	NA	NA	549	268	--
1906-07	No Coach	5-7	NA	NA	NA	NA	428	354	--
1907-08	No Coach	6-9	NA	NA	NA	NA	276	401	--
1908-09	No Coach								
1909-10	No Coach								
1910-11	No Coach	1-2	NA	NA	NA	NA	82	98	--
1911-12	No Coach	6-3	NA	NA	NA	NA	244	192	--
1912-13	No Coach	0-3	NA	NA	NA	NA	44	150	--
1913-14	No Coach								
1914-15	No Coach	1-4	NA	NA	NA	NA	96	118	--
1915-16	John F. Donahue	5-3	NA	NA	NA	NA	269	184	--
1916-17	John F. Donahue	4-6	NA	NA	NA	NA	256	279	--
1917-18	John F. Donahue	1-6	NA	NA	NA	NA	163	240	--
1918-19	John F. Donahue	1-8	NA	NA	NA	NA	247	333	--
1919-20	M.R. Schwartz	7-5	NA	NA	NA	NA	397	307	--
1920-21	M.R. Schwartz	7-9	NA	NA	NA	NA	412	426	--
1921-22	J.W. Tasker	15-4	NA	NA	NA	NA	543	472	--
1922-23	J.W. Tasker/Roy Guyer	8-7	NA	NA	NA	NA	429	433	--
1923-24	Sumner A. Dole	4-8	NA	NA	NA	NA	302	326	--
1924-25	Sumner A. Dole	10-4	NA	NA	NA	NA	468	329	--
1925-26	Sumner A. Dole	11-3	NA	NA	NA	NA	496	402	--
1926-27	Sumner A. Dole	9-7	NA	NA	NA	NA	515	479	--
1927-28	Louis A. Alexander	11-3	NA	NA	NA	NA	520	402	--
1928-29	Louis A. Alexander	11-6	NA	NA	NA	NA	557	504	--
1929-30	Louis A. Alexander	8-7	NA	NA	NA	NA	451	409	--
1930-31	Louis Alexander/Sumner A. Dole	10-6	NA	NA	NA	NA	525	469	--
1931-32	John J. Heldman, Jr.	3-11	NA	NA	NA	NA	367	499	--
1932-33	John J. Heldman, Jr.	4-12	NA	NA	NA	NA	449	519	--
1933-34	John J. Heldman, Jr.	5-10	NA	NA	NA	NA	458	514	--
1934-35	John J. Heldman, Jr.	7-8	NA	NA	NA	NA	512	515	--
1935-36	John Heldman/J.O. Christian	3-11	NA	NA	NA	NA	479	649	--
1936-37	Don White	11-7	NA	NA	NA	NA	783	691	--
1937-38	Don White	13-5	NA	NA	NA	NA	954	816	--
1938-39	Don White	12-6	NA	NA	NA	NA	857	850	--
1939-40	Don White	9-7	NA	NA	NA	NA	927	795	--
1940-41	Don White	14-2	NA	NA	NA	NA	968	712	--
1941-42	Don White	12-5	NA	NA	NA	NA	952	796	--
1942-43	Don White	8-7	NA	NA	NA	NA	839	750	--
1943-44	Don White	10-9	NA	NA	NA	NA	955	906	--
1944-45	Don White	5-11	NA	NA	NA	NA	780	862	--
1945-46	Blair Gullion	11-6	NA	NA	NA	NA	826	707	--
1946-47	Blair Gullion/Hugh S. Greer	16-2	NA	NA	NA	NA	1214	798	--
1947-48	Hugh S. Greer	17-6	NA	NA	NA	NA	1297	1083	--
1948-49	Hugh S. Greer	19-6	NA	NA	NA	NA	1458	1223	--
1949-50	Hugh S. Greer	17-8	NA	11-3	6-5	0-0	1651	1417	--
1950-51	Hugh S. Greer	22-4	NA	11-2	11-2	0-0	1742	1454	NCAA
1951-52	Hugh S. Greer	20-7	NA	12-2	8-5	0-0	1814	1604	--
1952-53	Hugh S. Greer	17-4	NA	11-1	6-3	0-0	1664	1377	--
1953-54	Hugh S. Greer	23-3	NA	11-0	10-2	2-1	2147	1721	NCAA
1954-55	Hugh S. Greer	20-5	NA	10-2	10-2	0-1	2252	1834	NIT
1955-56	Hugh S. Greer	17-11	NA	8-4	6-5	3-2	2333	2228	NCAA
1956-57	Hugh S. Greer	17-8	NA	7-5	8-2	2-1	2183	1901	NCAA
1957-58	Hugh S. Greer	17-10	NA	11-6	4-2	2-2	2191	1914	NCAA
1958-59	Hugh S. Greer	17-7	NA	9-3	7-3	1-1	1650	1504	NCAA
1959-60	Hugh S. Greer	17-9	NA	12-2	5-6	0-1	1910	1717	NCAA
1960-61	Hugh S. Greer	11-13	NA	8-2	3-9	0-2	1828	1872	--
1961-62	Hugh S. Greer	16-8	NA	12-3	4-5	0-0	1827	1695	--
1962-63	Hugh S. Greer/George Wigton	18-7	NA	10-2	8-4	0-1	1938	1638	NCAA
1963-64	Fred A. Shabel	16-11	NA	9-3	6-6	2-1	1776	1604	NCAA
1964-65	Fred A. Shabel	23-3	NA	12-1	10-0	1-2	2212	1729	NCAA
1965-66	Fred A. Shabel	16-8	NA	8-3	8-5	0-0	2022	1708	--
1966-67	Fred A. Shabel	17-7	NA	13-2	4-4	0-1	1944	1678	NCAA
1967-68	Burr Carlson	11-13	NA	7-5	4-7	0-1	1699	1658	--
1968-69	Burr Carlson	5-19	NA	5-7	0-12	0-0	1839	2090	--
1969-70	Donald "Dee" Rowe	14-9	NA	7-3	7-4	0-2	1802	1783	--
1970-71	Donald "Dee" Rowe	10-14	NA	6-5	3-8	1-1	1883	1952	--
1971-72	Donald "Dee" Rowe	8-17	NA	6-8	2-8	0-1	1774	1853	--
1972-73	Donald "Dee" Rowe	15-10	NA	8-4	7-6	0-0	2024	1953	--
1973-74	Donald "Dee" Rowe	19-8	NA	10-2	7-4	2-2	2057	1914	NIT
1974-75	Donald "Dee" Rowe	18-10	NA	11-2	6-3	1-5	2207	2108	NIT
1975-76	Donald "Dee" Rowe	19-10	NA	8-4	7-4	4-2	2320	2169	NCAA
1976-77	Donald "Dee" Rowe	17-10	NA	12-4	4-4	1-2	1962	1900	--
1977-78	Dominic "Dom" Perno	11-15	NA	9-5	2-8	0-2	1759	1844	--
1978-79	Dominic "Dom" Perno	21-8	NA	12-1	5-5	4-2	2281	2120	NCAA
1979-80	Dominic "Dom" Perno	20-9	3-3	14-3	4-5	2-1	2164	2028	NIT
1980-81	Dominic "Dom" Perno	20-9	8-6	11-4	9-4	0-1	2017	1835	NIT
1981-82	Dominic "Dom" Perno	17-11	7-7	10-3	7-7	0-1	1896	1780	NIT
1982-83	Dominic "Dom" Perno	12-16	5-11	6-7	5-8	1-1	1975	2003	--
1983-84	Dominic "Dom" Perno	13-15	5-11	9-6	4-8	0-1	1992	2008	--
1984-85	Dominic "Dom" Perno	13-15	6-10	10-7	3-7	0-1	1991	1993	--
1985-86	Dominic "Dom" Perno	12-16	3-13	9-6	3-9	0-1	1913	1941	--

YEAR-BY-YEAR TEAM RECORDS

Year	Head Coach	Overall Record	Conference Record	Home Record	Away Record	Neutral Record	UC Pts. Scored	Opp.Pts Scored	Post Season
1986-87	James A. Calhoun	9-19	3-13	7-9	2-9	0-1	1740	1921	--
1987-88	James A. Calhoun	20-14	4-12	12-6	5-7	3-1	2374	2239	NIT
1988-89	James A. Calhoun	18-13	6-10	14-4	4-8	0-1	2255	2058	NIT
1989-90	James A. Calhoun	31-6	12-4	17-1	8-4	6-2	2926	2446	NCAA
1990-91	James A. Calhoun	20-11	9-7	12-4	6-5	2-2	2271	2023	NCAA
1991-92	James A. Calhoun	20-10	10-8	14-2	5-6	1-2	2371	2133	NCAA
1992-93	James A. Calhoun	15-13	9-9	10-6	5-5	0-2	2113	2011	NIT
1993-94	James A. Calhoun	29-5	16-2	15-0	9-2	5-3	2888	2333	NCAA
1994-95	James A. Calhoun	28-5	16-2	14-1	8-2	6-2	2837	2455	NCAA
1995-96*	James A. Calhoun	30-2	17-1	15-0	10-1	5-1	2890	2265	NCAA
1996-97	James A. Calhoun	18-15	7-11	12-7	4-5	2-3	2170	2010	NIT
1997-98	James A. Calhoun	32-5	15-3	17-0	7-3	8-2	2836	2363	NCAA
1998-99	James A. Calhoun	34-2	16-2	13-2	11-0	10-0	2781	2207	NCAA
1999-00	James A. Calhoun	25-10	10-6	13-3	6-4	6-3	2485	2152	NCAA
2000-01	James A. Calhoun	20-12	8-8	16-2	1-8	3-2	2348	2185	NIT
2001-02	James A. Calhoun	27-7	13-3	13-2	7-3	7-2	2646	2354	NCAA
2002-03	James A. Calhoun	23-10	10-6	14-2	5-6	4-2	2622	2351	NCAA
2003-04	James A. Calhoun	33-6	12-4	17-1	6-4	10-1	3073	2493	NCAA
2004-05	James A. Calhoun	23-8	13-3	14-3	7-3	2-2	2419	2072	NCAA
2005-06	James A. Calhoun	30-4	14-2	16-0	8-2	6-2	2781	2283	NCAA
2006-07	James A. Calhoun	17-14	6-10	15-5	2-8	0-1	2181	1938	--
2007-08	James A. Calhoun	24-9	13-5	16-1	7-4	1-4	2556	2266	NCAA
2008-09	James A. Calhoun	31-5	15-3	14-2	9-1	8-2	2819	2313	NCAA
2009-10	James A. Calhoun	18-16	7-11	15-4	2-9	1-3	2380	2266	NIT
2010-11	James A. Calhoun	32-9	9-9	13-4	5-5	14-0	2967	2659	NCAA
2011-12	James A. Calhoun	20-14	8-10	13-4	3-7	4-3	2336	2193	NCAA
2012-13	Kevin J. Ollie	20-10	10-8	13-3	4-5	3-2	2096	1962	--
2013-14	Kevin J. Ollie	32-8	12-6	15-3	7-4	10-1	2873	2529	NCAA
2014-15	Kevin J. Ollie	20-15	10-8	11-5	4-7	5-3	2243	2101	NIT
2015-16	Kevin J. Ollie	25-11	11-7	14-3	6-4	5-4	2631	2285	NCAA
2016-17#	Kevin J. Ollie	16-17	9-9	8-6	4-8	4-3	2220	2189	--
2017-18@	Kevin J. Ollie	14-18	7-11	11-5	2-9	1-4	2181	2340	--
2018-19	Dan Hurley	16-17	6-12	13-5	1-8	2-4	2436	2354	--
2019-20	Dan Hurley	19-12	10-8	14-3	3-7	2-2	2258	2078	\$\$

* -- NCAA Tournament games (2-1) vacated

-- 33 games vacated; official NCAA record 0-0

@ -- 31 games vacated; official NCAA record 0-1

\$\$ -- Postseason canceled due to global health emergency (Coronavirus)

ALL-TIME RESULTS

2019-20

Head Coach: Dan Hurley

19-12 overall, 10-8 American Athletic Conference
14-3 home, 3-7 away, 2-2 neutral

Date	Opponent	AP Ranking		TV	Score
		UC	Opp.		
11/08	Sacred Heart (GP)			SNY	W, 89-67
11/13	St. Joseph's (GP)			CBS SN	L, 87-96
11/17	Florida (GP)	15		ESPN	W, 62-59
11/21	& vs. Buffalo			ESPNU	W, 79-68
11/22	& vs. Xavier	18		ESPNU	L, 74-75 2ot
11/24	& Miami			ESPN2	W, 80-55
12/1	Maine (XL)			SNY	W, 64-40
12/4	Iona (GP)			SNY	W, 80-62
12/10	\$ Indiana	ARV		ESPN	L, 54-57
12/18	Saint Peter's (XL)			SNY	W, 66-56
12/22	New Hampshire (XL)			SNY	W, 88-62
12/29	NJIT (XL)			SNY	W, 69-47
1/1	at Cincinnati			CBS SN	L, 51-67
1/4	at USF			ESPNU	L, 60-75
1/8	Tulane (GP)			CBS SN	W, 67-61
1/12	Wichita State (XL)	23		CBS SN	L, 86-89 2ot
1/18	at Villanova	14		FS1	L, 55-61
1/23	at Houston	25		ESPNU	L, 59-63
1/26	Tulsa (XL)			CBS SN	L, 75-79 ot
1/29	Temple (GP)			ESPNews	W, 78-63
2/1	at Memphis	ARV		CBS	L, 63-70
2/6	at Tulsa	ARV		ESPN2	W, 72-56
2/9	Cincinnati (GP)			CBS SN	W, 72-71 ot
2/12	at SMU			ESPNews	L, 75-79
2/16	Memphis (XL)			ESPN	W, 64-61
2/20	at Temple			ESPN2	L, 89-93 2ot
2/23	USF (GP)			CBS SN	W, 78-71
2/26	UCF (XL)			ESPNU	W, 81-65
2/29	at East Carolina			ESPNU	W, 84-63
3/5	Houston (GP)	21		CBS SN	W, 77-71
3/8	at Tulane			ESPNU	W, 80-76
3/12-15 **					

& Charleston Classic, TD Arena, Charleston, S.C.

\$ Jimmy V Classic, Madison Square Garden, New York, N.Y.

** American Athletic Conference Championship (Dickies Arena, Fort Worth, Texas) cancelled due to global health emergency.

2018-19

Head Coach: Dan Hurley

16-17 overall, 6-12 American Athletic Conference
13-5 home, 1-8 away, 2-4 neutral

Date	Opponent	AP Ranking		TV	Score
		UC	Opp.		
11/08	\$ Morehead State (GP)			SNY	W, 80-70
11/11	\$ UMKC (GP)			SNY	W, 94-66
11/15	& vs. Syracuse	15		ESPN2	W, 83-76
11/16	& vs. Iowa			ESPN2	L, 72-91
11/20	Cornell (XL)			SNY	W, 91-74
11/24	New Hampshire (XL)			SNY	W, 91-66
11/27	UMass-Lowell (GP)			SNY	W, 97-75
12/2	Arizona (XL)			ESPN2	L, 72-76
12/5	Lafayette (XL)			ESPNU	W, 90-63
12/8	% vs. Florida State	11		ESPN2	L, 71-79
12/15	Manhattan (GP)			SNY	W, 61-46
12/18	Drexel (XL)			SNY	W, 97-65
12/22	vs. Villanova (MSG)	ARV		CBS	L, 58-81
1/2	at USF			CBS SN	L, 68-76
1/5	UCF (XL)			ESPNews	L, 53-65
1/10	SMU (GP)			CBS SN	W, 76-64
1/12	at Cincinnati			ESPN2	L, 72-74 ot
1/16	at Tulsa			ESPNews	L, 83-89
1/19	Tulane (GP)			CBS SN	W, 87-71
1/26	Wichita State (GP)			CBS SN	W, 80-60
1/31	at UCF			ESPNU	L, 67-73
2/3	ECU (XL)			ESPNews	W, 76-52
2/6	at Temple			CBS SN	L, 63-81
2/10	at Memphis			CBS SN	L, 71-78

2/14	Houston (XL)	9		10,095	ESPN	L, 63-71
2/22	at SMU			5,856	ESPN2	L, 59-77
2/24	Cincinnati (XL)	ARV		11,904	ESPN	L, 60-64
2/28	at Wichita State			10,026	ESPN2	L, 63-65
3/3	USF (GP)			9,034	CBS SN	W, 60-58
3/7	Temple (GP)			7,790	CBS SN	L, 71-78
3/10	at ECU			3,845	ESPNU	W, 82-73
3/14	* vs. USF			8,046	ESPNU	W, 80-73
3/15	* vs. Houston	11		7,610	ESPN2	L, 45-84

\$ 2K Empire Classic Regional Round, Gampel Pavilion, Storrs, Conn.
& 2K Empire Classic Championship Round, Madison Square Garden, New York, N.Y.
% Never Forget Tribute Classic, Prudential Center, Newark, N.J.
* American Athletic Conference Championship, FedExForum, Memphis, Tenn

2017-18#

Head Coach: Kevin Ollie

14-18 overall, 7-11 American Athletic Conference
11-5 home, 2-9 away, 1-4 neutral

Date	Opponent	AP Ranking		TV	Score	
		UC	Opp.			
11/10	Colgate (GP)			SNY	W, 70-58	
11/14	Stony Brook (XL)			SNY	W, 72-64	
11/19	Boston University (XL)			SNY	W, 85-66	
11/23	\$ vs. Oregon			ESPNU	W, 71-63	
11/24	\$ vs. Michigan State	4		ESPN	L, 57-77	
11/26	\$ vs. Arkansas			ESPN	L, 67-102	
11/29	Columbia (GP)			SNY	W, 77-73 ot	
12/2	Momouth (XL)			SNY	W, 84-81 ot	
12/5	& vs. Syracuse			ESPN	L, 63-72	
12/9	Coppin State (GP)			ESPNews	W, 72-59	
12/21	at Arizona	18		ESPN2	L, 58-73	
12/23	at Auburn	ARV		ESPN2	L, 64-89	
12/30	Wichita State (XL)	8		15,564	CBS	L, 62-72
1/3	at Tulsa			3,903	ESPNews2	L, 88-90 2ot
1/6	East Carolina (XL)			6,717	ESPNews	W, 70-65
1/10	UCF (GP)			5,065	CBS SN	W, 62-53
1/13	at Tulane			1,902	ESPNews	W, 67-57
1/16	at Memphis			2,417	CBS SN	L, 49-73
1/20	Villanova (XL)	1		15,564	CBS	L, 61-81
1/25	SMU (GP)			7,322	CBS SN	W, 63-52
1/28	at Temple			6,103	ESPN2	L, 57-85
1/31	at UCF			5,233	CBS SN	L, 61-70
2/3	Cincinnati (GP)	8		9,170	ESPN2	L, 57-65
2/7	USF (GP)			6,636	ESPNU	W, 68-65
2/10	at Wichita State	22		10,506	ESPN2	L, 74-95
2/15	Tulsa (XL)			10,656	ESPNU	L, 71-73
2/18	at East Carolina			4,524	ESPNews	W, 84-80
2/22	at Cincinnati	11		8,217	ESPN	L, 52-77
2/25	Memphis (GP)			8,574	ESPN	L, 79-83
2/28	Temple (GP)			7,674	CBS SN	W, 72-66
3/4	at Houston	25		5,237	CBS SN	L, 71-81
3/8	* vs. SMU			7,856	ESPNU	L, 73-80

\$ PK80 Phil Knight Invitational, Moda Center-Veterans Memorial Coliseum Portland, Ore.
& Jimmy V Classic, Madison Square Garden, New York, N.Y.
* American Athletic Conference Championship, Amway Center, Orlando, Fla.
31 games vacated; official NCAA record 0-1

2016-17#

Head Coach: Kevin Ollie

16-17 overall, 9-9 American Athletic Conference
8-6 home, 4-8 away, 4-3 neutral

Date	Opponent	AP Ranking		TV	Score	
		UC	Opp.			
11/11	Wagner (GP)	18		9,523	SNY	L, 58-67
11/14	Northeastern (GP)	ARV		7,573	SNY	L, 61-64
11/17	at Loyola Marymount	ARV		3,421	SNY	W, 65-62
11/21	\$ vs. Oklahoma State			2,400	ESPNU	L, 90-98
11/22	\$ vs. Chaminade			2,400	ESPN2	W, 93-82
11/23	\$ vs. Oregon	13		2,400	ESPN2	L, 69-79
11/30	Boston University (XL)			8,183	SNY	W, 51-49
12/5	& vs. Syracuse	ARV		15,347	ESPN2	W, 52-50

12/10	at Ohio State	ARV		12,313	BTN	L, 60-64
12/18	North Florida (GP)			7,110	SNY	W, 80-59
12/23	Auburn (XL)			12,051	ESPN2	L, 67-70 ot
12/28	Houston (XL)			11,538	ESPN2	L, 46-62
12/31	at Tulsa			4,525	CBS SN	L, 59-61 ot
1/5	at Memphis			10,227	ESPN2	L, 61-70
1/8	UCF (XL)			8,163	CBS SN	W, 64-49
1/11	Temple (GP)			6,582	CBS SN	W, 73-59
1/14	at Georgetown			12,164	FOX	L, 69-72
1/19	at SMU	ARV		6,978	ESPN2	L, 49-69
1/22	East Carolina (XL)			5,676	CBS SN	W, 72-65
1/25	at USF			3,238	ESPNU	W, 81-60
1/28	Tulane (GP)			9,207	ESPNU	W, 78-68
2/4	at Cincinnati	14		13,428	ESPN2	L, 68-82
2/8	USF (GP)			6,114	CBS SN	W, 97-51
2/11	at UCF			5,215	CBS SN	W, 66-63
2/16	Memphis (XL)			9,631	ESPN2	W, 65-62
2/19	at Temple			8,702	ESPN	W, 64-63
2/22	at Houston			4,131	CBS SN	L, 70-75
2/25	SMU	17		13,553	CBS	L, 61-69
3/1	at East Carolina			4,354	ESPNU	L, 62-66
3/5	Cincinnati (GP)	18		9,331	CBS	L, 47-67
3/9	* vs. USF			4,874	ESPNews	W, 77-66
3/10	* vs. Houston			7,365	ESPNU	W, 74-65
3/11	* vs. Cincinnati	15		8,117	ESPN2	L, 71-81

\$ Maui Jim Maui Invitational, Lahaina Civic center, Maui, Hawaii
& Tire Pros Classic, Madison Square Garden, New York, N.Y.
* American Athletic Conference Championship, XL Center, Hartford, Conn.
33 games vacated; official NCAA record 0-0

2015-16

Head Coach: Kevin Ollie

25-11 overall, 11-7 American Athletic Conference
14-3 home, 6-4 away, 5-4 neutral

AAC Tournament Champion
NCAA Second Round

Date	Opponent	AP Ranking		TV	Score	
		UC	Opp.			
11/13	Maine (GP)	20		10,167	SNY	W, 100-56
11/17	New Hampshire (GP)	19		9,047	SNY	W, 85-66
11/21	Furman (GP)	19		8,190	SNY	W, 83-58
11/25	\$ vs. Michigan	18	ARV	2,591	AXS TV	W, 74-60
11/26	\$ vs. Syracuse	18		3,009	ESPN	L, 76-79
11/27	\$ vs. Gonzaga	18	10	2,122	ESPN	L, 70-73
12/2	Sacred Heart (XL)	ARV		8,563	SNY	W, 82-49
12/8	% vs. Maryland	ARV	6	19,812	ESPN	L, 66-76
12/12	Ohio State (GP)	ARV		10,167	CBS	W, 75-55
12/20	UMass-Lowell (XL)	25		9,848	SNY	W, 88-79
12/23	Central Conn. (XL)	ARV		7,123	ESPNU	W, 99-52
12/29	at Texas	ARV	ARV	13,931	ESPN2	W, 71-66
1/2	at Tulane	ARV		2,243	CBS SN	W, 75-67
1/5	Temple (XL)	23		11,319	CBS SN	L, 53-55
1/9	Memphis (GP)	23		9,409	ESPN2	W, 81-78
1/14	at Tulsa			5,192	ESPN2	L, 51-60
1/17	at Houston			4,672	CBS SN	W, 69-57
1/19	Tulane (XL)			9,516	CBS SN	W, 60-42
1/23	Georgetown (XL)			15,564	CBS	W, 68-62
1/28	Cincinnati (XL)	ARV		13,242	ESPNU	L, 57-58
1/31	at UCF	ARV		6,414	CBS SN	W, 67-41
2/4	at Memphis			13,323	ESPN2	W, 77-57
2/7	East Carolina (GP)			9,307	CBS SN	W, 85-67
2/11	at Temple	ARV		8,316	ESPN2	L, 58-63
2/13	Tulsa (GP)	ARV		10,167	ESPN2	W, 75-73
2/18	SMU (XL)	21		15,564	ESPN2	W, 68-62
2/20	at Cincinnati	ARV		13,176	ESPN2	L, 60-65
2/25	at USF	ARV		4,668	CBS SN	W, 81-51
2/28	Houston (GP)	ARV		9,667	CBS SN	L, 68-75
3/3	at SMU	24		7,303	ESPN2	L, 54-80
3/6	UCF (GP)			10,167	ESPNU	W, 67-46
3/11	* vs. Cincinnati	ARV		7,475	ESPN2	W, 104-97(4ot)
3/12	* vs. Temple	ARV		7,465	ESPN2	W, 77-62
3/13	* vs. Memphis			7,990	ESPN	W, 72-58

ALL-TIME RESULTS

3/17 # vs. Colorado ARV 16,628 TNT W, 74-67
 3/19 # vs. Kansas ARV 1 16,824 CBS L, 61-73

\$ Battle 4 Atlantis, Imperial Arena, Paradise island, Bahamas

* Jimmy V Classic, Madison Square Garden, New York, N.Y.

American Athletic Conference Championship, Amway Center, Orlando, Fla.

NCAA South Region, 1st and 2nd Rounds, Wells Fargo Arena, Des Moines, Iowa

2014-15

Head Coach: Kevin Ollie

20-15 overall, 10-8 American Athletic Conference

11-5 home, 4-7 away, 5-3 neutral

NIT First Round

AP Ranking

Date	Opponent	UC Opp.	Att.	TV	Score
11/14	Bryant (GP)	17	10,167	SNY	W, 66-53
11/20	\$ vs. Col. of Charlstn	17	6,723	ESPNU	W, 65-57
11/21	\$ vs. Dayton	17	7,438	ESPN2	W, 75-64
11/23	\$ vs. West Virginia	17	8,002	ESPN2	L, 68-78
11/30	Texas (GP)	24	10,167	ESPN2	L, 54-55
12/5	Yale (GP)	ARV	9,538	SNY	L, 44-45
12/14	Coppin State (XL)		8,260	SNY	W, 106-85
12/18	% Duke	2	16,541	ESPN	L, 56-66
12/22	Columbia (WBA)		9,124	SNY	W, 80-65
12/28	Central Conn. (XL)		13,315	SNY	W, 81-48
12/31	Temple (XL)		13,428	ESPN2	L, 53-57 ot
1/3	at Florida		11,041	CBS	W, 63-59
1/6	at USF		6,128	ESPN2	W, 58-44
1/10	Cincinnati (XL)		15,564	ESPN2	W, 62-56
1/13	at Tulsa		6,092	CBS SN	L, 58-66
1/17	at Stanford		7,104	ESPN2	L, 59-72
1/22	UCF (GP)		10,167	CBS SN	W, 67-60
1/25	USF (XL)		14,105	CBS SN	W, 66-53
1/29	at Cincinnati		11,092	ESPN2	L, 58-70
2/1	at Houston		3,498	CBS SN	L, 68-70
2/4	East Carolina (GP)		8,985	ESPN2	W, 65-52
2/7	at Tulane		3,548	CBS SN	W, 62-53
2/12	Tulsa (XL)		11,506	ESPN2	W, 70-45
2/14	at SMU	25	7,395	ESPN	L, 55-73
2/19	at Memphis		14,652	ESPN	L, 72-75
2/22	Tulane (GP)		9,212	CBS SN	W, 67-60
2/25	at East Carolina		6,856	ESPN2	W, 60-49
3/1	SMU (XL)	21	15,564	CBS	W, 81-73
3/5	Memphis (GP)		10,167	ESPN2	L, 53-54
3/7	at Temple		10,206	ESPN2	L, 56-70
3/12	* vs. USF		5,431	ESPNNews	W, 69-43
3/13	* vs. Cincinnati		9,514	ESPNU	W, 57-54
3/14	* vs. Tulsa		10,114	ESPN2	W, 47-42
3/15	* vs. SMU	20	13,365	ESPN	L, 54-62
3/18	# vs. Arizona St. (GP)		6,045	ESPN2	L, 61-68

\$ Puerto Rico Tip-Off, Coliseo Roberto Clemente, San Juan

% Izod Center, East Rutherford, N.J.

* American Athletic Conference Championship, XL Center, Hartford, Conn.

NIT, 1st Round, Gampel Pavilion, Storrs, Conn.

2013-14

Head Coach: Kevin Ollie

32-8 overall, 12-6 American Athletic Conference

15-3 home, 7-4 away, 10-1 neutral

NCAA National Champion

2K Sports Classic Champion

AP Ranking

Date	Opponent	UC Opp.	Att.	TV	Score	
11/8	% vs. Maryland	18	12,687	ESPN2	W, 78-77	
11/11	Yale (XL)	19	8,848	SNY	W, 80-62	
11/14	\$ Detroit (GP)	19	8,140	SNY	W, 101-55	
11/17	\$ Boston Univ. (GP)	19	9,195	ESPNU	W, 77-60	
11/21	\$\$ vs. Boston Col.	18	10,064	ESPN2	W, 72-70	
11/22	\$\$ vs. Indiana	18	ARV 10,051	ESPN2	W, 59-58	
11/26	Loyola-Md. (XL)	13	9,497	SNY	W, 76-66	
12/2	Florida (GP)	12	15	10,167	ESPN2	W, 65-64
12/6	Maine (XL)	12	9,681	SNY	W, 95-68	

12/18	Stanford (XL)	10	11,140	ESPN2	L, 51-53	
12/22	at Washington	10	7,059	ESPNU	W, 82-70	
12/28	Eastern Wash. (WB)	15	9,274	SNY	W, 82-65	
12/31	at Houston	17	4,035	ESPN2	L, 71-75	
1/4	at SMU	17	7,166	ESPNU	L, 65-74	
1/8	Harvard (GP)	ARV	9,218	ESPNU	W, 61-56	
1/11	UCF (GP)	ARV	9,561	ESPNU	W, 84-61	
1/16	at Memphis	ARV 17	18,039	ESPN	W, 83-73	
1/18	Louisville (GP)	ARV 18	10,167	ESPN	L, 64-76	
1/21	Temple (XL)	ARV	4,741	CBS SN	W, 90-66	
1/25	at Rutgers	ARV	8,006	ESPNU	W, 82-71	
1/30	Houston (GP)	ARV	9,312	CBS SN	W, 80-43	
2/6	at Cincinnati	22	7	12,432	ESPN	L, 58-63
2/9	at UCF	22	6,312	ESPN2	W, 75-55	
2/12	USF (XL)	24	10,553	ESPN2	W, 83-40	
2/15	Memphis (XL)	24	20	16,294	ESPN	W, 86-81 ot
2/20	at Temple	21	6,053	ESPN2	W, 68-55	
2/23	SMU (GP)	21	ARV 10,167	CBS SN	L, 55-64	
2/26	at USF	ARV	5,115	CBS SN	W, 61-56	
3/1	Cincinnati (XL)	ARV 11	16,294	ESPN	W, 51-45	
3/5	Rutgers (GP)	19	10,167	ESPNU	W, 69-63	
3/8	at Louisville	19	11	22,782	CBS	L, 48-81
3/13	* vs. Memphis	21	19	13,081	ESPNU	W, 72-53
3/14	* vs. Cincinnati	21	13	13,362	ESPN2	W, 58-56
3/15	* vs. Louisville	21	5	13,554	ESPN	L, 61-71
3/20	# vs. Saint Joseph's	18	18,706	TBS	W, 89-81 ot	
3/22	# vs. Villanova	18	6	19,290	TBS	W, 77-65
3/28	## vs. Iowa State	18	9	19,314	TBS	W, 81-76
3/30	## vs. Michigan St.	18	11	19,499	TBS	W, 60-54
4/5	### vs. Florida	18	1	79,444	TBS	W, 63-53
4/7	### vs. Kentucky	18	ARV	79,238	CBS	W, 60-54

% Barclay's Center, Brooklyn, N.Y.

\$ 2K Sports Classic, Gampel Pavilion, Storrs, Conn.

\$ 2K Sports Classic, Madison Square Garden, New York, N.Y.

* American Athletic Conference Championship, FedExForum, Memphis, Tenn.

NCAA East Region, 2nd and 3rd Rounds, First Niagara Center, Buffalo, N.Y.

NCAA East Regional, Madison Square Garden, New York, N.Y.

NCAA Final Four, AT&T Stadium, Arlington, Texas

2012-13

Head Coach: Kevin Ollie

20-10 overall, 10-8 BIG EAST

13-3 home, 4-5 away, 3-2 neutral

Armed Forces Classic champion

Ineligible for postseason play

Rank

Date	Opponent	UC Opp.	Att.	TV	Score
11/9	% vs. Michigan St.	14	3,086	ESPN	W, 66-62
11/13	Vermont (GP)	23	7,962	SNY	W, 67-49
11/16	\$ vs. Wake Forest	23	2,673	CBS SN	W, 77-71
11/18	\$ vs. Quinnipiac	23	2,875	CBS SN	W, 89-83 2ot
11/19	\$ vs. New Mexico	21	3,022	CBS SN	L, 60-66
11/25	Stony Brook (GP)	21	8,474	SNY	W, 73-62
11/29	New Hampshire (XL)		8,705	SNY	W, 61-53
12/4	& vs. North Carolina St.	25	11,840	ESPN	L, 65-69
12/7	Harvard (GP)		9,113	SNY	W, 57-49
12/17	Md.-Eastern Shore (XL)		8,841	SNY	W, 84-50
12/21	Fordham (XL)		10,265	SNY	W, 88-73
12/29	Washington (XL)		12,720	ESPN2	W, 61-53
1/1	at Marquette		14,159	ESPNU	L, 76-82 ot
1/8	DePaul (GP)		9,156	SNY	W, 99-78
1/12	at Notre Dame	17	9,149	SNY	W, 65-58
1/14	Louisville (XL)	1	14,287	ESPN	L, 58-73
1/19	at Pittsburgh		12,510	ESPN2	L, 61-69
1/27	Rutgers (XL)		12,768	SNY	W, 66-54
1/31	at Providence		10,180	ESPN2	W, 82-79 ot
2/3	USF (GP)		9,205	SNY	W, 69-64 ot
2/6	at St. John's		8,441	ESPNU	L, 65-71
2/10	at Seton Hall		7,634	SNY	W, 78-67
2/13	Syracuse (XL)	6	13,518	ESPN	W, 66-58
2/16	Villanova (XL)		15,165	ESPN	L, 61-70
2/21	Cincinnati (XL)		11,131	ESPN	W, 73-66 ot
2/23	at DePaul		8,662	SNY	W, 81-69
2/27	Georgetown (GP)	7	10,167	ESPN2	L, 78-79 2ot

3/2 at Cincinnati 12,432 SNY L, 56-61
 3/6 at USF 5,198 ESPNU L, 51-65
 3/9 Providence (GP) 10,167 ESPNU W, 63-59 ot
 % Armed Forces Classic, Ramstein Air Base, Ramstein, Germany
 \$ U.S.V.I. Paradise Jam, Univ. of the Virgin Islands, Charlotte Amalie, St. Thomas
 & Jimmy V Classic, Madison Square Garden, New York, N.Y.

2011-12

Head Coach: Jim Calhoun

20-14 overall, 8-10 BIG EAST

13-4 home, 3-7 away, 4-3 neutral

NCAA Tournament Participant

Rank

Date	Opponent	UC Opp.	Att.	TV	Score	
11/11	Columbia (GP)	4	10,167	ESPNU	W, 70-57	
11/14	Wagner (GP)	4	9,217	SNY	W, 78-66	
11/17	Maine (XL)	4	10,726	SNY	W, 80-60	
11/20	Coppin St. (XL)	4	11,397	SNY	W, 87-70	
11/24	\$ UNC Asheville	4	2,530	HD NET	W, 73-63	
11/25	\$ UCF	4	2,394	VS.	L, 63-68	
11/26	\$ Florida St.	4	22	2,752	VS.	W, 78-76 ot
12/3	Arkansas (XL)	8	14,333	ESPN	W, 75-62	
12/8	Harvard (GP)	9	25	10,167	espn2	W, 67-53
12/18	Holy Cross (XL)	9	13,396	SNY	W, 77-40	
12/22	Fairfield (XL)	8	13,821	SNY	W, 79-71	
12/28	at USF	9	5,705	SNY	W, 60-57	
12/31	St. John's (XL)	9	16,294	SNY	W, 83-69	
1/3	at Seton Hall	8	8,089	SNY	L, 63-75	
1/7	at Rutgers	8	7,011	SNY	L, 60-67	
1/9	West Virginia (XL)	17	15,805	espn2	W, 64-57	
1/14	at Notre Dame	17	9,149	espn2	W, 67-53	
1/18	Cincinnati (GP)	13	10,167	espn2	L, 67-70	
1/21	at Tennessee	13	21,114	CBS	L, 57-60	
1/29	Notre Dame (XL)	24	16,294	SNY	L, 48-50	
2/1	at Georgetown	14	15,174	espn2	L, 44-58	
2/4	Seton Hall (XL)		16,294	SNY	W, 69-46	
2/6	at Louisville	24	21,804	ESPN	L, 59-80	
2/11	at Syracuse	2	33,430	CBS	L, 67-85	
2/15	DePaul (GP)		10,167	SNY	W, 80-54	
2/18	Marquette (XL)	12	16,294	ESPN	L, 64-79	
2/20	at Villanova		13,832	ESPN	W, 73-70 ot	
2/25	Syracuse (GP)	2	10,167	ESPN	L, 69-71	
2/28	at Providence		11,031	SNY	L, 70-72	
3/3	Pittsburgh (GP)		10,167	ESPN	W, 74-65	
3/6	*DePaul		20,057	espn2	W, 81-67	
3/7	*West Virginia		20,057	ESPN	W, 71-67 ot	
3/8	*Syracuse	2	20,057	ESPN	L, 55-58	
3/15	#Iowa State		22,131	TBS	L, 64-77	

\$ Battle 4 Atlantis, Paradise Island, Bahamas

* Big East Championship, Madison Square Garden, New York, N.Y.

NCAA South Region 2nd Round, KFC Yum! Center, Louisville, Ky.

2010-11

Head Coach: Jim Calhoun

32-9 overall, 9-9 BIG EAST

13-4 home, 5-5 away, 14-0 neutral

NCAA National Champions

BIG EAST Tournament Champions

MauI Invitational Champions

Rank

Date	Opponent	UC Opp.	Att.	TV	Score	
11/12	Stony Brook (GP)		8,319	SNY	W, 79-52	
11/17	Vermont (XL)		10,216	SNY	W, 89-73	
11/22	\$ vs. Wichita St.		2,400	espn2	W, 83-79	
11/23	\$ vs. Michigan St.	2	2,400	ESPN	W, 70-67	
11/24	\$ vs. Kentucky	8	2,400	ESPN	W, 84-67	
11/30	New Hampshire (GP)	7	8,558	SNY	W, 62-55	
12/3	UMBC (XL)	7	10,591	SNY	W, 94-61	
12/8	Fairleigh Dickinson (GP)	6	8,241	SNY	W, 78-54	
12/20	Coppin State (XL)	4	10,193	ESPNU	W, 76-64	
12/22	Harvard (XL)	4	11,255	SNY	W, 81-52	
12/27	at Pittsburgh	4	6	12,725	espn2	L, 63-78

ALL-TIME RESULTS

12/31	South Florida (XL)	4	12,599	ESPNU	W, 66-61 ot
1/4	at Notre Dame	8 15	7,291	SNY	L, 70-73
1/8	at Texas	8 12	16,734	ESPN	W, 82-81 ot
1/11	Rutgers (XL)	10	12,527	SNY	W, 67-53
1/15	at DePaul	10	9,581	SNY	W, 82-62
1/17	Villanova (GP)	8 7	10,167	ESPN	W, 61-59
1/22	Tennessee (XL)	8	16,294	CBS	W, 72-61
1/25	at Marquette	5	15,476	SNY	W, 76-68
1/29	Louisville (GP)	5 23	10,167	SNY	L, 78-79 2ot
2/2	Syracuse (XL)	7 17	16,294	ESPN	L, 58-66
2/5	at Seton Hall	7	10,001	ESPNU	W, 61-59
2/10	at St. John's	10	13,652	ESPN	L, 72-89
2/13	Providence (GP)	10	10,167	SNY	W, 75-57
2/16	Georgetown (XL)	13 9	16,294	SNY	W, 78-70
2/18	at Louisville	13 16	22,776	ESPN	L, 58-71
2/24	Marquette (XL)	14	14,622	ESPN	L, 67-74 ot
2/27	at Cincinnati	14	11,246	ESPNU	W, 67-59
3/2	at West Virginia	16	13,241	espn2	L, 56-65
3/5	Notre Dame (GP)	16 8	10,167	ESPN	L, 67-70
3/8	* vs. DePaul	21	19,375	espn2	W, 97-71
3/9	* vs. Georgetown	21 22	19,375	ESPN	W, 79-62
3/10	* vs. Pittsburgh	21 3	19,375	ESPN	W, 76-74
3/11	* vs. Syracuse	21 11	19,375	ESPN	W, 76-71 ot
3/12	* vs. Louisville	21 14	19,375	ESPN	W, 69-66
3/17	# vs. Bucknell	9	17,706	TNT	W, 81-52
3/19	# vs. Cincinnati	9	18,684	TBS	W, 69-58
3/24	## vs. San Diego State	9 6	17,980	CBS	W, 74-67
3/26	## vs. Arizona	9 17	17,856	CBS	W, 65-63
4/2	### vs. Kentucky	9 11	75,421	CBS	W, 56-55
4/4	### vs. Butler	9	70,376	CBS	W, 53-41

§ EA Sports Maui Invitational, Lahaina Civic Center, Lahaina, Hawaii
 * BIG EAST Championship, Madison Square Garden, New York, N.Y.
 # NCAA West Region 2nd and 3rd Round, Verizon Center, Washington, D.C.
 ## NCAA West Regional, Honda Center, Anaheim, Calif.
 ### NCAA Final Four, Reliant Stadium, Houston, Texas

2009-10
Head Coach: Jim Calhoun
18-16 overall, 7-11 BIG EAST
15-4 home, 2-9 away, 1-3 neutral

NIT Participant						
Date	Opponent	UC Opp.	Att.	TV	Score	
11/13	William & Mary (GP)	12	9,719	WTNH-8	W, 75-66	
11/16	§ Colgate (GP)	12	8,562	ESPNU	W, 77-63	
11/17	§ Hofstra (GP)	12	8,713	MyTV9	W, 76-67	
11/25	§ vs. LSU	13	8,756	espn2	W, 81-55	
11/27	§§ vs. Duke	13 7	13,179	ESPN	L, 59-68	
12/2	Boston University (XL)	14	11,502	MyTV9	W, 92-64	
12/6	Harvard (GP)	14	9,194	MyTV9	W, 79-73	
12/9	% vs. Kentucky	14 4	15,874	ESPN	L, 61-64	
12/20	Central Florida (XL)	14	13,685	MyTV9	W, 60-51	
12/22	Maine (XL)	11	11,366	MyTV9	W, 71-54	
12/27	Iona (XL)	11	13,867	ESPNU	W, 93-74	
12/30	at Cincinnati	10	10,409	espn2	L, 69-71	
1/2	Notre Dame (XL)	10	16,294	ESPNU	W, 82-70	
1/6	Seton Hall (GP)	13	9,522	MyTV9	W, 71-63	
1/9	at Georgetown	13 12	15,654	ESPN	L, 69-72	
1/13	Pittsburgh (XL)	15 16	15,290	espn2	L, 57-67	
1/17	at Michigan	15	13,536	CBS	L, 63-68	
1/20	St. John's (XL)	15	14,213	MyTV9	W, 75-59	
1/23	Texas (GP)	1	10,167	CBS	W, 88-74	
1/27	at Providence	19	11,136	MyTV9	L, 66-81	
1/30	Marquette (XL)	19	14,338	MyTV9	L, 68-70	
2/1	at Louisville		19,655	ESPN	L, 69-82	
2/6	DePaul (GP)		10,167	MyTV9	W, 64-57	
2/10	at Syracuse	2	24,847	ESPN	L, 67-72	
2/13	Cincinnati (XL)		14,605	MyTV9	L, 48-60	
2/15	at Villanova	3	18,123	ESPN	W, 84-75	
2/20	at Rutgers		8,085	MyTV9	W, 76-58	
2/22	West Virginia (XL)	8	15,082	ESPN	W, 73-62	
2/28	Louisville (GP)		10,167	CBS	L, 76-78	
3/3	at Notre Dame		9,149	ESPN	L, 50-58	

3/6	at South Florida		8,317	MyTV9	L, 68-75
3/9	*vs. St. John's		19,375	espn2	L, 51-73
3/16	# Northeastern (GP)		5,571	espn2	W, 59-57
3/22	## at Virginia Tech		6,983	ESPN	L, 63-65

§ NIT Season Tip-Off North Regional, Gampel Pavilion, Storrs, Conn.
 §§ NIT Season Tip-Off Championship Madison Square Garden, New York, N.Y.
 % SEC/BIG EAST Invitational, Madison Square Garden, New York, N.Y.
 * BIG EAST Tournament at Madison Square Garden, New York, N.Y.
 # NIT First Round, Storrs, Conn
 ## NIT Second Round, Blacksburg, Va.

2008-09
Head Coach: Jim Calhoun
31-5 overall, 15-3 BIG EAST
14-2 home, 9-1 away, 8-2 neutral
NCAA Final Four
U.S.V.I. Paradise Jam Champions

Date	Opponent	UC Opp.	Att.	TV	Score	
11/14	Western Carolina (GP)	2	9,820	--	W, 81-55	
11/17	Hartford (XL)	2	11,849	MyTV9	W, 99-56	
11/21	§ vs. LaSalle	2	3,095	MyTV9	W, 89-81	
11/23	§ vs. Miami	2 17	3,271	FCS	W, 76-63	
11/24	§ vs. Wisconsin	2 25	3,691	FSN	W, 76-57	
11/29	Bryant (XL)	2	12,558	MyTV9	W, 88-58	
12/1	Delaware St. (GP)	2	9,734	MyTV9	W, 79-49	
12/4	at Buffalo	2	4,899	MyTV9	W, 68-64	
12/15	Stony Brook (XL)	2	12,721	MyTV9	W, 91-57	
12/20	% vs. Gonzaga	2 8	16,763	CBS	W, 88-83 ot	
12/26	Fairfield (XL)	2	13,771	ESPNU	W, 75-55	
12/29	Georgetown (XL)	2 11	16,294	ESPN	L, 63-74	
1/3	Rutgers (GP)	2	10,167	MyTV9	W, 80-49	
1/6	at West Virginia	5 25	13,920	ESPNU	W, 61-55	
1/10	at Cincinnati	5	9,029	MyTV9	W, 81-72	
1/15	at St. John's	4	7,545	ESPN	W, 67-55	
1/18	Seton Hall (XL)	4	15,572	MyTV9	W, 76-61	
1/21	Villanova (XL)	3 20	15,385	ESPN	W, 89-83	
1/24	at Notre Dame	3 19	11,418	ESPN	W, 69-61	
1/28	at DePaul	2	9,502	MyTV9	W, 71-49	
1/31	Providence (GP)	2	10,167	MyTV9	W, 94-61	
2/2	at Louisville	1 5	20,069	ESPN	W, 68-51	
2/7	Michigan (GP)	1	10,167	ESPN	W, 69-61	
2/11	Syracuse (GP)	1 23	10,167	ESPN	W, 63-49	
2/14	at Seton Hall	1	9,800	MyTV9	W, 62-54	
2/16	Pittsburgh (XL)	1 4	16,294	ESPN	L, 68-76	
2/21	South Florida (XL)	1	15,451	MyTV9	W, 64-50	
2/25	at Marquette	2 8	19,091	ESPN	W, 93-82	
2/28	Notre Dame (GP)	2	10,167	CBS	W, 72-65	
3/7	at Pittsburgh	1 3	12,908	CBS	L, 60-70	
3/12	* vs. Syracuse	3 18	19,375	ESPN	L, 117-127 6ot	
3/19	# vs. Chattanooga	5	18,322	CBS	W, 103-47	
3/21	## vs. Texas A&M	5	19,894	CBS	W, 92-66	
3/26	& vs. Purdue	5 17	20,101	CBS	W, 72-60	
3/28	&& vs. Missouri	5 9	18,886	CBS	W, 82-75	
4/4	^ vs. Michigan St.	5 8	72,456	CBS	L, 73-82	

§ U.S.V.I. Paradise Jam, Univ. of the V.I., Charlotte Amalie, St. Thomas
 % Battle in Seattle, Key Arena, Seattle, Wash.
 * BIG EAST Tournament at Madison Square Garden, New York, N.Y.
 # NCAA West Regional First Round, Philadelphia, Pa.
 ## NCAA West Regional Second Round, Philadelphia, Pa.
 & NCAA West Regional Semi-Finals, Glendale, Ariz.
 && NCAA West Regional Finals, Glendale, Ariz.
 ^ NCAA National Semifinals, Detroit, Mich.

2007-08
Head Coach: Jim Calhoun
24-9 overall, 13-5 BIG EAST
16-1 home, 7-4 away, 1-4 neutral
NCAA Tournament Participant

Date	Opponent	UC Opp.	Att.	TV	Score	
11/7	+ Morgan St. (GP)		9,711	ESPNU	W, 69-65	
11/8	+ Buffalo (GP)		9,740	ESPNU	W, 82-57	

11/15	§ vs. Gardner-Webb		7,308	espn2	W, 78-66
11/16	§ vs. Memphis	3	8,895	espn2	L, 70-81
11/20	Gardner-Webb (XL)		11,172	MyTV9	W, 89-72
11/26	Florida A&M (XL)		11,064	MyTV9	W, 93-54
12/1	% vs. Gonzaga	19	18,007	ESPN	L, 82-85
12/6	Northeastern (GP)		9,915	MyTV9	W, 69-60
12/16	Quinnipiac (XL)		11,497	MyTV9	W, 82-49
12/22	Maine (XL)		12,244	MyTV9	W, 105-60
12/28	at Central Florida		6,224	CSTV	W, 85-82
1/3	at Seton Hall		6,962	MyTV9	W, 98-86
1/5	at Notre Dame		10,505	ESPN	L, 67-73
1/8	St. John's (GP)		9,786	MyTV9	W, 81-65
1/12	at Georgetown	7	20,035	ESPN	L, 69-72
1/17	Providence (XL)		13,719	MyTV9	L, 65-77
1/20	Marquette (GP)	13	10,167	MyTV9	W, 89-73
1/23	at Cincinnati		10,481	MyTV9	W, 84-83
1/26	at Indiana	7	17,392	CBS	W, 68-63
1/28	Louisville (XL)		15,120	ESPN	W, 69-67
2/2	Pittsburgh (XL)	18	16,294	CBS	W, 60-53
2/6	at Syracuse	19	23,721	ESPN	W, 63-61
2/9	Georgia Tech (GP)	19	10,167	ESPN	W, 80-68
2/13	Notre Dame (GP)	17 20	10,167	ESPNU	W, 84-78
2/16	at South Florida	17	6,185	MyTV9	W, 74-73 ot
2/19	DePaul (XL)	13	14,858	ESPNU	W, 65-60
2/23	at Villanova	13	19,223	ESPN	L, 65-67
2/26	at Rutgers	15	5,833	MyTV9	W, 79-61
3/1	West Virginia (XL)	15	16,294	MyTV9	W, 79-71
3/6	at Providence	13	9,986	ESPN	L, 76-85
3/9	Cincinnati (GP)	13	10,167	MyTV9	W, 96-51
3/13	* vs. West Virginia	15	19,562	ESPN	L, 72-78
3/21	# vs. San Diego	16	15,920	CBS	L, 69-70 ot

+ 2K Sports College Hoops Classic, Gampel Pavilion, Storrs, Conn.
 § 2K Sports College Hoops Classic, Madison Square Garden, New York, N.Y.
 % The Hartford Hall of Fame Showcase, TD Banknorth Garden, Boston, Mass.
 * BIG EAST Tournament at Madison Square Garden, New York, N.Y.
 # NCAA West Region First Round, Tampa, Fla

2006-07
Head Coach: Jim Calhoun
17-14 overall, 6-10 BIG EAST
15-5 home, 2-8 away, 0-1 neutral

Date	Opponent	UC Opp.	Att.	TV	Score	
11/10	Quinnipiac (GP)	18	10,167	CW 20	W, 53-46	
11/17	Cent. Arkansas (HCC)§	21	14,557	--	W, 88-59	
11/18	Fairfield (HCC)§	21	14,232	Fox 61	W, 74-49	
11/19	Mississippi (HCC)§	21	14,813	ESPNU	W, 77-59	
11/26	Albany (GP)	18	10,167	CW 20	W, 86-55	
11/29	Sacred Heart (GP)	20	10,167	CW 20	W, 89-46	
12/3	Texas Southern (GP)	20	10,167	--	W, 106-55	
12/6	Northeastern (GP)	19	10,167	Fox 61	W, 81-53	
12/17	St. Mary's (CA) (HCC)	14	14,308	CW 20	W, 89-73	
12/20	Pepperdine (HCC)	14	15,117	ESPNU	W, 88-66	
12/27	Coppin State (HCC)	12	15,351	--	W, 84-41	
12/30	at West Virginia	12	11,903	espn2	L, 71-81	
1/2	South Florida (HCC)	18	15,174	CW 20	W, 69-50	
1/6	at Louisiana State	18 14	13,121	ESPN	L, 49-66	
1/10	Marquette (GP)	24	10,167	Fox 61	L, 69-73	
1/13	at St. John's	24	12,178	CW 20	W, 68-59	
1/16	at Pittsburgh	6	12,508	espn2	L, 54-63	
1/20	Indiana (HCC)		16,294	CBS	L, 73-77	
1/22	at Louisville		19,876	ESPN	L, 54-68	
1/27	Providence (HCC)		16,294	Fox 61	L, 72-84	
1/31	at DePaul		10,003	CW 20	L, 58-66	
2/3	Rutgers (HCC)		16,294	Fox 61	W, 61-50 ot	
2/5	Syracuse (GP)		10,167	ESPNU	W, 67-60	
2/11	at Georgia Tech		19,194	CBS	L, 52-65	
2/14	Seton Hall (GP)		10,167	CW 20	W, 67-55	
2/17	at Syracuse		32,376	ABC	L, 63-73	
2/21	at Rutgers		7,070	CW 20	W, 65-55	
2/25	Louisville (HCC)	20	16,294	CBS	L, 69-76	

ALL-TIME RESULTS

2/28	Villanova (GP)		10,167	ESPN	L, 74-78
3/3	at Georgetown	10	18,764	CBS	L, 46-59
3/7	vs. Syracuse*		19,594	ESPN	L, 65-78

\$ Hispanic College Fund Classic, Hartford CC, Hartford, CT
* BIG EAST Tournament at Madison Square Garden, New York, N.Y.

2005-06

Head Coach: Jim Calhoun

30-4 Overall, 14-2 Big East

16-0 home, 8-2 away, 6-2 neutral

BIG EAST Regular Season Co-Champions

NCAA Tournament Elite Eight

Maui Invitational Champions

Date	Opponent	UC Opp.	Att.	TV	Score
11/18	at Pepperdine	3 -	3,210	ESPNU	W, 75-56
11/21	vs. Arkansas \$	3	2,400	espn2	W, 77-68
11/22	vs. Arizona \$	3 9	2,400	ESPN	W, 79-70
11/23	vs. Gonzaga \$	3 8	2,400	ESPN	W, 65-63
11/29	Army (HCC)	3	16,294	tv20	W, 68-54
12/2	Texas Southern (GP)	3	10,167	Fox 61	W, 113-49
12/8	Massachusetts (HCC)	3	16,294	espn2	W, 78-60
12/18	New Hampshire (HCC) 2		16,294	tv20	W, 86-44
12/23	Morehead State (GP) 2		10,167	Fox 61	W, 129-61
12/28	Stony Brook (HCC) 2		15,528	tv20	W, 85-52
12/30	Quinnipiac (HCC) 2		16,294	Fox 61	W, 111-75
1/3	at Marquette	2	15,831	Fox 61	L, 79-94
1/7	Louisiana State (HCC) 2		16,294	CBS	W, 67-66
1/9	Cincinnati (HCC)	4 25	16,294	ESPN	W, 70-59
1/14	Georgetown (HCC)	4	16,294	tv20	W, 74-67
1/16	at Syracuse	3 20	26,805	ESPN	W, 88-80
1/21	at Louisville	3 17	20,091	ESPN	W, 71-58
1/25	St. John's (GP)	1	10,167	tv20	W, 66-50
1/28	at Providence	1	12,993	Fox 61	W, 76-62
1/31	Pittsburgh(GP)	1 9	10,167	tv20	W, 80-76
2/4	at Indiana	1 22	17,324	CBS	W, 88-80
2/8	Syracuse (HCC)	1	16,294	ESPN	W, 73-50
2/11	at Seton Hall	1	13,996	Fox 61	W, 99-57
2/13	at Villanova	1 4	20,859	ESPN	L, 64-69
2/18	at West Virginia	1 11	14,683	CBS	W, 81-75
2/21	Notre Dame (HCC)	3	16,294	tv20	W, 75-74 ot
2/26	Villanova (GP)	3 2	10,167	CBS	W, 89-75
3/1	at South Florida	3	9,636	tv20	W, 66-53
3/4	Louisville (GP)	2	10,167	CBS	W, 84-80
3/9	vs. Syracuse *	1	19,594	ESPN	L, 84-86 ot
3/17	vs. Albany #	2	19,990	CBS	W, 72-59
3/19	vs. Kentucky ##	2	20,050	CBS	W, 87-83
3/24	vs. Washington %	2	19,638	CBS	W, 98-92 ot
3/26	vs. George Mason %%2		19,718	CBS	L, 84-86 ot

\$ EA Sports Maui Invitational, Lahaina Civic Center, Lahaina, Hawaii
* BIG EAST Tournament at Madison Square Garden, New York, N.Y.
NCAA Washington D.C. Regional First Round, Philadelphia, PA
NCAA Washington D.C. Regional Second Round, Philadelphia, PA
% NCAA Washington D.C. Regional Semifinals, Washington, D.C.
%% NCAA Washington D.C. Regional Finals, Washington, D.C.

2004-05

Head Coach: Jim Calhoun

23-8 Overall, 13-3 Big East

14-3 home, 7-3 away, 2-2 neutral

BIG EAST Regular Season Co-Champions

NCAA Tournament Second Round

Date	Opponent	UC Opp.	Att.	TV	Score
11/20	Buffalo (GP)	8 -	10,167	tv20	W,90-68
11/30	Fla. International (GP) 7		10,167	tv20	W, 99-48
12/4	Indiana (HCC)	7 -	16,294	CBS	W, 74-69
12/6	Northeastern (GP)	7 -	10,167	Fox 61	W, 97-60
12/9	at Massachusetts	7 -	9,037	espn2	L, 59-61
12/19	Rice (HCC)	11 -	16,294	tv20	W, 81-72
12/22	Central Conn. (HCC)	11 -	16,294	Fox 61	W, 87-59
12/28	Sacred Heart (HCC)	11 -	16,294	--	W, 73-55
12/30	Quinnipiac (HCC)	11 -	16,294	Fox 61	W, 123-71

1/5	Boston College (HCC)	10 25	16,294	Fox 61	L, 70-75
1/8	at Georgetown	10 -	11,363	Fox 61	W, 66-59
1/10	at Oklahoma	12 25	12,066	ESPN	L, 77-65
1/15	Rutgers (HCC)	12 -	16,294	tv20	W,77-64
1/17	at Seton Hall	16 -	9,429	ESPN	W, 77-68
1/22	Pittsburgh (GP)	16 21	10,167	ESPN	L, 76-66
1/25	at West Virginia	19 -	7,713	tv20	W, 68-58
1/30	at Notre Dame	19 -	11,418	CBS	L, 74-78
1/2	Villanova (HCC)	23 24	16,294	Fox 61	W, 81-76
2/5	St. John's (GP)	23 -	10,167	tv20	W, 68-46
2/7	at Syracuse	19 8	27,651	ESPN	W, 74-66
2/13	North Carolina(HCC)	19 2	16,294	CBS	L, 70-77
2/15	at Providence	18 -	12,993	espn2	W, 94-89 2ot
2/19	at Rutgers	18 -	8,011	ESPN	W, 85-63
2/21	Notre Dame (HCC)	17 -	16,294	ESPN	W, 88-74
2/26	at Pittsburgh	17 -	12,508	CBS	W, 73-64
3/2	Georgetown (GP)	15 -	10,167	tv20	W, 83-64
3/5	Syracuse (GP)	15 13	10,167	CBS	W, 88-70
3/10	Georgetown*	12 -	19,528	ESPN/espn2	W, 66-62
3/11	Syracuse*	12 18	19,528	ESPN/espn2	L, 63-67
3/18	Central Florida#	13 -	13,009	CBS	W, 77-71
3/20	North Carolina St.##	13 -	13,009	CBS	L, 62-65

* BIG EAST Tournament at Madison Square Garden, New York, N.Y.
NCAA Syracuse Regional First Round, Worcester, MA
NCAA Syracuse Regional Second Round, Worcester, MA

2003-04

Head Coach: Jim Calhoun

33-6, 12-4 in the BIG EAST

17-1 home, 6-4 away, 10-1 neutral

NCAA National Champions

BIG EAST Tournament Champions

Date	Opponent	UC Opp.	Att.	TV	Score
11/17	Yale (GP) \$	1 -	10,167	espn2	W,70-60
11/19	Nevada (GP) \$	1 -	10,167	ESPN	W, 93-79
11/22	Sacred Heart (HCC)	1 -	16,085	tv20	W, 111-64
11/26	vs. Georgia Tech \$\$	1 -	7,607	ESPN	L, 61-77
11/28	vs. Utah \$\$	1 -	8,910	ESPN	W, 76-44
12/1	Lehigh (HCC)	3 -	16,103	tv20	W, 75-55
12/6	Army (GP)	3 -	10,167	tv20	W, 74-46
12/13	Quinnipiac (GP)	2 -	16,294	tv20	W, 88-55
12/20	Iona (HCC)	1 -	16,294	tv20	W, 104-54
12/28	Ball State (HCC)	1 -	16,294	tv20	W, 101-62
12/30	Massachusetts (HCC)	1 -	16,294	-	W, 91-67
1/2	at Rice	1 -	4,653	NESN/fsny	W, 92-83
1/6	at Rutgers	1 -	8,044	tv20	W, 75-74
1/11	Oklahoma (GP)	1 6	10,167	CBS	W, 86-59
1/14	Georgetown (GP)	1 -	10,167	ESPN	W, 94-70
1/17	at North Carolina	1 9	21,750	tv20	L, 83-86
1/19	Pittsburgh (HCC)	4 9	16,294	tv20	W, 68-65
1/24	Providence (HCC)	4 -	16,294	tv20	L, 56-66
1/28	at Virginia Tech	6 -	4,653	tv20	W, 96-60
1/31	at Boston College	6 -	8,044	tv20	W, 63-58
2/2	Syracuse (HCC)	5 18	16,294	ESPN	W, 84-56
2/7	West Virginia (GP)	5 -	10,167	tv20	W, 88-58
2/9	at Notre Dame	5 -	11,418	ESPN	L, 74-80
2/15	at Pittsburgh	5 4	12,817	ABC	L, 68-75
2/18	Miami (HCC)	8 -	16,294	tv20	W, 76-63
2/21	Notre Dame (HCC)	8 -	16,294	CBS	W, 61-50
2/24	at St. John's	8 -	11,736	espn2	W, 71-53
2/28	at Villanova	8 -	16,392	ESPN	W, 75-74 ot
3/1	Seton Hall (GP)	7 -	10,167	ESPN	W, 89-67
3/7	at Syracuse	7 24	32,944	CBS	L, 56-67
3/11	vs. Notre Dame *	9 -	19,528	ESPN/espn2	W, 66-58
3/12	vs. Villanova *	9 -	19,528	ESPN/espn2	W, 87-64
3/13	vs. Pittsburgh *	9 6	19,528	ESPN/espn2	W, 61-58
3/18	vs. Vermont #	7 -	18,686	CBS	W, 70-53
3/20	vs. DePaul ##	7 -	18,686	CBS	W, 72-55
3/25	vs. Vanderbilt %	7 -	17,889	CBS	W, 73-53
3/27	vs. Alabama %%	7 -	17,889	CBS	W, 87-71
4/3	vs. Duke @	7 6	44,147	CBS	W, 79-78
4/5	vs. Georgia Tech @@	7 14	44,147	CBS	W, 82-73

\$ Pre-Season NIT
\$\$ Pre-Season NIT, Madison Square Garden, New York, N.Y.
* BIG EAST Tournament at Madison Square Garden, New York, N.Y.
NCAA Phoenix Regional First Round, Buffalo, NY
NCAA Phoenix Regional Second Round, Buffalo, NY
% NCAA Phoenix Regional Semi-Finals, Phoenix, AZ
%% NCAA Phoenix Regional Finals, Phoenix, AZ
@ NCAA National Semi-Finals, San Antonio, TX
@@ NCAA National Championship, San Antonio, TX

2002-03

Head Coach: Jim Calhoun

23-10, 10-6 in the BIG EAST

14-2 home, 5-6 away, 4-2 neutral

NCAA Tournament Sweet 16

BIG EAST Regular Season Co-Champions

Date	Opponent	UC Opp.	Att.	TV	Score
11/23	Quinnipiac (GP)	14 -	10,167	tv20	W, 91-72
11/25	G. Washington (HCC)	12 -	14,863	-	W, 67-55
12/1	at Vanderbilt	11 -	12,490	tv20	W, 76-70
12/3	Sacred Heart (GP)	11 -	10,167	-	W, 116-78
12/7	Wagner (GP)	11 -	10,167	tv20	W, 97-85
12/10	Massachusetts (HCC)	9 --	14,962	tv20	W, 59-48
12/21	UNC Asheville (HCC)	8 -	14,102	tv20	W, 117-67
12/28	Central Conn. (HCC)	6 -	16,294	tv20	W, 93-65
1/2	St. Bonaventure (HCC) 5		15,889	-	W, 95-78
1/7	at Oklahoma	3 9	11,638	espn2	L, 63-73
1/11	Miami (GP)	3 -	10,167	tv20	W, 83-80 ot
1/14	Virginia Tech (HCC)	t6 -	16,294	tv20	W, 83-65
1/18	at North Carolina	t6 -	21,750	ESPN	L, 65-68
1/20	at Miami	11 -	6,884	ESPN	L, 76-77
1/25	Villanova (HCC)	11 -	16,294	tv20	W, 74-65
1/27	at St. John's	14 -	21,750	ESPN	W, 74-68
2/1	Boston College (GP)	18 -	6,884	tv20	L, 71-95
2/5	at Virginia Tech	18 -	4,557	tv20	L, 74-95
2/8	at Providence	23 -	12,993	ESPN	W, 84-68
2/10	Syracuse (HCC)	23 17	16,294	ESPN	W, 75-61
2/15	at Villanova	arv -	16,241	tv20	L, 70-79
2/19	Rutgers (HCC)	arv -	15,499	tv20	W, 87-70
2/22	St. John's (GP)	arv -	10,167	CBS	W, 77-69
2/24	at Notre Dame	arv 9	11,418	ESPN	W, 87-79
3/2	at Pittsburgh	arv 8	12,508	CBS	L, 67-71
3/5	Providence (GP)	arv -	10,167	tv20	L, 70-76
3/8	at Boston College	arv -	8,606	ESPN	W, 91-54
3/13	vs. Seton Hall *	arv -	19,528	ESPN/espn2	W, 83-70
3/14	vs. Syracuse *	arv 11	19,528	ESPN/espn2	W, 80-67
3/15	vs. Pittsburgh *	arv 5	19,528	ESPN/espn2	L, 56-74
3/20	vs. Brigham Young #	23 -	11,284	CBS	W, 58-53
3/22	vs. Stanford ##	23 18	11,271	ESPN	W, 85-74
3/28	vs. Texas %	23 5	30,009	CBS	L, 78-82

* BIG EAST Tournament, Madison Square Garden, New York, NY
NCAA South Regional First Round, Spokane, WA
NCAA South Regional Second Round, Spokane, WA
% NCAA South Regional Semi-Finals, San Antonio, TX

2001-02

Head Coach: Jim Calhoun

27-7, 13-3 in the BIG EAST

13-2 home, 7-3 away, 7-2 neutral

NCAA Tournament Elite Eight

BIG EAST Tournament Champions

BIG EAST Regular Season Champions

Date	Opponent	UC Opp.	Att.	TV	Score
11/19	Vanderbilt (HCC)	- -	15,904	tv	

ALL-TIME RESULTS

1/2	at Virginia Tech	-	-	2,581	tv20	W, 86-74
1/5	Miami (GP)	-	21	10,027	tv20	W, 76-75
1/7	Oklahoma (HCC)	-	5	16,294	ESPN	L, 67-69
1/10	Virginia Tech (HCC)	-	-	16,294	tv20	W, 95-60
1/13	at Villanova	-	-	12,072	tv20	W, 70-65
1/16	at Providence	-	-	12,143	tv20	W, 69-62
1/19	North Carolina (GP)	-	-	10,027	CBS	W, 86-54
1/23	St. John's (GP)	25	-	10,027	tv20	W, 75-70
1/26	at Arizona	25	10	14,577	CBS W	100-98 ot
1/30	at Rutgers	17	-	7,526	tv20	L, 53-61
2/2	at Miami	17	15	10,135	tv20	L, 66-68
2/5	Providence (HCC)	-	-	16,294	espn2	W, 67-56
2/9	at St. John's	-	-	19,580	ESPN	L, 83-85 ot
2/11	Villanova (HCC)	-	-	16,294	ESPN	W, 46-40
2/16	Boston College (HCC)	-	-	16,294	tv20	W, 79-77 ot
2/19	at Georgetown	-	-	11,223	espn2	W, 75-74
2/23	West Virginia (GP)	-	-	10,027	tv20	W, 95-73
2/25	at Boston College	23	-	8,163	ESPN	W, 75-61
3/2	Seton Hall (GP)	23	-	10,027	ESPN	W, 90-78
3/7	vs. Villanova *	19	-	19,528	espn2	W, 72-70
3/8	vs. Notre Dame *	19	-	19,528	ESPN	W, 82-77
3/9	vs. Pittsburgh *	19	-	19,528	ESPN	W, 74-65 2ot
3/15	vs. Hampton #	10	-	17,725	CBS	W, 78-67
3/17	vs. No. Carolina St. ##10	25	-	17,725	CBS	W, 77-74
3/22	vs. Southern Illinois %10	-	-	29,252	CBS	W, 71-59
3/24	vs. Maryland %%	10	4	29,252	CBS	L, 82-90

§ BB&T Classic, MCI Center, Washington, DC

+ MassMutual "UGame", Mullins Center, Amherst, MA

* BIG EAST Tournament, Madison Square Garden, New York, N.Y.

NCAA East Regional First Round, Washington, DC

NCAA East Regional Second Round, Washington, DC

% NCAA East Regional Semi-Finals, Syracuse, N.Y.

%% NCAA East Regional Finals, Syracuse, N.Y.

2000-01

Head Coach: Jim Calhoun

20-12, 8-8 in the BIG EAST

16-2 home, 1-8 road, 3-2 neutral

National Invitation Tournament Second Round

Date	Opponent	Rank	UC Opp.	Att.	TV	Score
11/17	Quinnipiac (HCC)	13	-	14,423	tv20	W, 86-71
11/20	vs. Dayton @	13	-	2,500	tv20	L, 66-80
11/21	vs. Chaminade @	12	-	2,500	-	W, 77-61
11/22	vs. Louisville @	12	-	2,500	tv20	W, 83-71
11/28	Brown (GP)	16	-	9,992	tv20	W, 88-78
11/30	Houston (GP)	16	-	10,027	tv20	W, 72-60
12/2	New Hampshire (GP)	16	-	10,027	tv20	W, 97-70
12/9	Arizona (GP)	15	5	10,027	CBS	W, 71-69
12/12	Massachusetts +	11	-	9,123	ESPN	W, 82-67
12/22	Fairfield (HCC)	11	-	15,694	tv20	W, 100-66
12/26	Rhode Island (HCC)	10	-	16,294	tv20	W, 87-76
12/28	Stony Brook (HCC)	10	-	15,876	tv20	W, 67-58
1/3	at Boston College	10	-	8,606	tv20	L, 68-85
1/6	St. John's (GP)	10	-	10,027	CBS	W, 82-80
1/10	Pittsburgh (HCC)	13	-	16,294	tv20	W, 73-53
1/13	at Providence	13	-	12,409	tv20	L, 68-81
1/15	at Texas	13	23	14,311	ESPN	L, 56-60
1/20	at Miami	15	-	7,138	tv20	L, 59-70
1/24	Villanova (HCC)	24	-	16,294	ESPN	L, 59-70
1/30	at St. John's	-	-	16,314	espn2	L, 55-60
2/3	Virginia Tech (GP)	-	-	10,027	tv20	W, 85-72
2/6	Providence (HCC)	-	-	16,294	tv20	W, 83-68
2/10	at Villanova	-	-	15,242	tv20	L, 60-74
2/13	Boston College (HCC)	-	9	16,294	tv20	W, 82-71
2/17	at Virginia Tech	-	-	6,211	tv20	W, 61-46
2/19	at Syracuse	-	17	22,082	ESPN	L, 60-65
2/24	Miami (GP)	-	-	10,027	ABC	W, 60-53
2/26	Notre Dame (HCC)	-	13	16,294	ESPN	W, 75-59
3/3	at Seton Hall	-	-	18,055	CBS	L, 63-65
3/7	vs. Syracuse*	-	14	19,528	ESPN	L, 75-86
3/14	South Carolina# (GP)	-	-	3,244	espn2	W, 72-65
3/18	Detroit Mercy## (GP)	-	-	8,689	-	L, 61-67

@ Maui Invitational, Maui, Hawaii
 + MassMutual "UGame", Hartford Civic Ctr., Hartford, CT
 * BIG EAST Tournament at Madison Square Garden, New York, N.Y.
 # National Invitation Tournament First Round, Storrs, CT
 ## National Invitation Tournament Second Round, Storrs, CT

1999-00

Head Coach: Jim Calhoun

25-10 overall, 10-6 in the BIG EAST

13-3 home, 6-4 away, 6-3 neutral

NCAA Tournament Second Round

Date	Opponent	Rank	UC Opp.	Att.	TV	Score
11/11	vs. Iowa @	1	-	19,548	espn2	L, 68-70
11/12	vs. Duke @	1	10	19,548	ESPN	W, 71-66
11/19	Vermont (GP)	8	-	10,027	tv20	W, 89-52
11/22	Massachusetts (GP) +	8	-	10,027	espn2	W, 79-65
11/29	Coppin State (HCC)	7	-	16,150	tv20	W, 89-44
12/4	UNC Asheville (GP)	5	-	10,027	tv20	W, 98-68
12/7	vs. Arizona \$	6	2	16,294	ESPN	W, 78-69
12/12	Fordham (GP)	6	-	8,917	tv20	W, 94-75
12/23	Fairfield (HCC)	2	-	16,294	tv20	W, 84-60
12/30	at Houston	2	-	8,917	tv20	W, 82-76
1/3	Sacred Heart (HCC)	2	-	16,294	tv20	W, 83-56
1/5	Notre Dame (HCC)	2	-	16,294	tv20	L, 70-75
1/8	at Pittsburgh	2	-	6,798	tv20	W, 73-51
1/10	Texas (HCC)	2	15	16,294	ESPN	W, 76-67
1/16	St. John's (GP)	5	-	10,027	CBS	L, 77-82
1/22	at Georgetown	8	-	16,989	CBS	W, 92-71
1/24	at Syracuse	8	4	26,474	ESPN	L, 74-88
1/27	Providence (HCC)	6	-	16,294	tv20	W, 64-50
1/30	Seton Hall (HCC)	6	-	16,294	tv20	W, 66-56
2/2	at Villanova	7	-	15,541	ESPN	W, 74-60
2/5	at Michigan State	7	6	14,659	CBS	L, 66-85
2/9	Boston College (HCC)	13	-	16,294	tv20	W, 87-58
2/12	at Notre Dame	13	-	11,418	tv20	L, 66-68
2/14	at Seton Hall	13	23	12,369	espn2	W, 59-50
2/19	Miami (GP)	18	-	10,027	ABC	L, 57-63
2/21	at St. John's	18	-	19,410	ESPN	L, 64-79
2/26	West Virginia (GP)	22	-	10,027	tv20	W, 72-71
2/28	at Rutgers	22	-	8,504	ESPN	W, 74-69
3/4	Syracuse (HCC)	24	-	16,294	CBS	W, 79-64
3/8	vs. Boston College*	21	-	17,729	ESPN	W, 70-55
3/9	vs. Seton Hall*	21	-	18,406	ESPN	W, 79-64
3/10	vs. Georgetown*	21	-	19,528	ESPN	W, 70-55
3/11	vs. St. John's*	21	19	19,528	ESPN	L, 70-80
3/17	vs. Utah State#	20	-	11,061	CBS	W, 75-67
3/19	vs. Tennessee##	20	10	16,108	CBS	L, 51-65

@ Coaches vs. Cancer IKON Classic, MSG, New York, N.Y.

+ Great Eight Basketball Classic, United Ctr., Chicago, IL

+ MassMutual "UGame", Gampel Pavilion, Storrs, CT

* BIG EAST Tournament at Madison Square Garden, New York, N.Y.

NCAA South Regional First Round, Birmingham, AL

NCAA South Regional Second Round, Birmingham, AL

1998-99

Head Coach: Jim Calhoun

34-2, 16-2 in the BIG EAST

13-2 home, 11-0 away, 10-0 neutral

NCAA National Champions

BIG EAST Tournament Champions

BIG EAST Regular Season Champions

Date	Opponent	Rank	UC Opp.	Att.	TV	Score
11/15	Quinnipiac (GP)	2	-	10,027	tv20	W, 102-60
11/19	Richmond (GP)	2	-	10,027	espn2	W, 77-57
11/24	Hartford (HCC)	2	-	16,192	tv20	W, 95-58
11/27	Wagner (HCC)	2	-	16,024	tv20	W, 111-46
12/1	vs. Washington \$	1	14	19,124	ESPN	W, 69-48
12/5	Michigan State (GP)	1	9	10,027	CBS	W, 82-68
12/9	at Massachusetts +	1	-	9,493	ESPN	W, 59-54
12/12	at Pittsburgh	1	18	6,798	tv20	W, 70-69
12/23	Fairfield (HCC)	1	-	16,294	tv20	W, 102-67

12/30	Villanova (HCC)	1	-	16,294	tv20	W, 100-76
1/2	Georgetown (GP)	1	-	10,077	tv20	W, 87-64
1/6	at Boston College	1	-	8,606	tv20	W, 91-78
1/9	at West Virginia	1	-	10,118	tv20	W, 80-45
1/12	Notre Dame (HCC)	1	-	16,294	tv20	W, 101-70
1/16	Pittsburgh (HCC)	1	-	16,294	tv20	W, 81-58
1/20	at Miami	1	25	15,147	ESPN	W, 70-68
1/23	Seton Hall (GP)	1	-	10,027	tv20	W, 62-47
1/25	at Georgetown	1	-	15,964	ESPN	W, 78-71
1/30	at St. John's	1	9	19,528	CBS	W, 78-74
2/1	Syracuse (HCC)	1	16	16,294	ESPN	L, 42-59
2/6	at Stanford	1	4	7,391	ABC	W, 70-59
2/10	Boston College (HCC)	2	-	16,294	tv20	W, 66-50
2/13	at Seton Hall	2	-	14,851	tv20	W, 53-48
2/16	Rutgers (GP)	2	-	10,027	espn2	W, 77-64
2/20	Miami (GP)	2	15	10,027	CBS	L, 71-73
2/22	at Providence	2	-	12,993	ESPN	W, 72-65
2/28	at Syracuse	4	20	30,367	CBS	W, 70-58
3/4	vs. Seton Hall *	3	-	17,540	ESPN	W, 57-56
3/5	vs. Syracuse *	3	-	19,548	ESPN	W, 71-50
3/6	vs. St. John's *	3	-	19,548	ESPN	W, 82-63
3/11	vs. TX-San Antonio #	3	-	16,237	CBS	W, 91-66
3/13	vs. New Mexico ##	3	24	16,237	CBS	W, 78-56
3/18	vs. Iowa %	3	20	17,957	CBS	W, 78-68
3/20	vs. Gonzaga %%	3	-	18,053	CBS	W, 67-62
3/27	vs. Ohio State @	3	14	41,340	CBS	W, 64-58
3/29	vs. Duke @@	3	1	41,340	CBS	W, 77-74

\$ Great Eight Basketball Classic, United Center, Chicago, IL

+ MassMutual "UGame", Mullins Center, Amherst, MA

* BIG EAST Tournament at Madison Square Garden, New York, N.Y.

NCAA West Regional First Round, Denver, CO

NCAA West Regional Second Round, Denver, CO

% NCAA West Regional Semi-Finals, Phoenix, AZ

%% NCAA West Regional Finals, Phoenix, AZ

@ NCAA National Semi-Finals, St. Petersburg, FL

@@ NCAA National Championship, St. Petersburg, FL

1997-98

Head Coach: Jim Calhoun

32-5, 15-3 in the BIG EAST

17-0 home, 7-3 away, 8-2 neutral

NCAA Tournament Elite Eight

BIG EAST Tournament Champions

BIG EAST Regular Season Champions

Date	Opponent	Rank	UC Opp.	Att.	TV	Score
11/15	Yale (HCC)	12	-	13,391	tv8	W, 88-57
11/17	Boston Univ. (GP) \$	12	-	9,311	-	W, 68-54
11/19	Rhode Island (GP) \$	12	20	9,592	ESPN	W, 80-67
11/24	Coppin State (HCC)	12	-	13,212	tv8	W, 72-50
11/26	vs. Florida State \$\$	11	25	11,510	ESPN	L, 60-67
11/28	vs. Arizona State \$\$\$	11	-	12,254	ESPN	W, 82-61
12/3	West Virginia (GP)	12	-	19,621	tv8	W, 88-75
12/7	at Rutgers	12	-	6,112	tv8	W, 59-44
12/10	at Virginia	13	-	6,841	tv8	W, 74-63
12/20	UNC-Wilmington (HCC)	12	-	13,911	tv8	W, 93-55
12/23	vs. Massachusetts +	11	-	10,797	ESPN	W, 72-55
12/28	Hartford (HCC)	11	-	14,505	tv8	W, 100-69
12/30	Fairfield (HCC)	10	-	14,313	tv8	W, 90-63
1/3	Notre Dame (HCC)	10	-	15,101	tv8	W, 84-58
1/6	at Miami	10	-	8,247	tv8	L, 67-76
1/11	at Boston College	8	-	7,97		

ALL-TIME RESULTS

2/21	at Villanova	7	-	12,934	tv8	W, 83-76
2/23	Providence (HCC)	7	-	16,129	ESPN	W, 77-68
2/28	St. John's (GP)	6	-	10,027	tv8	W, 87-58
3/5	vs. Providence *	6	-	15,377	ESPN	W, 64-55
3/6	vs. Rutgers *	6	-	19,548	ESPN	W, 64-50
3/7	vs. Syracuse *	6	22	18,521	ESPN	W, 69-64
3/12	vs. Fair. Dickinson #	6	-	19,288	CBS	W, 93-85
3/14	vs. Indiana ##	6	-	19,320	CBS	W, 78-68
3/19	vs. Washington %	6	-	23,235	CBS	W, 75-74
3/21	vs. N. Carolina %%	6	1	23,235	CBS	L, 64-75

\$ Pre-Season NIT
 \$\$ Pre-Season NIT, Madison Square Garden, New York, N.Y.
 + MassMutual "UGame", Hartford Civic Center, Hartford, CT
 * BIG EAST Tournament, Madison Square Garden, New York, N.Y.
 # NCAA East Regional First Round, Washington, DC
 ## NCAA East Regional Second Round, Washington, DC
 % NCAA East Regional Semi-Finals, Greensboro, NC
 %% NCAA East Regional Final, Greensboro, NC

1996-97
Head Coach: Jim Calhoun
18-15, 7-11 in the BIG EAST
12-7 home, 4-5 away, 2-3 neutral
National Invitational Tournament-3rd Place

Date	Opponent	UC Opp.	Attn.	TV	Score
11/15	Indiana +	- 24	32,250	ESPN	L, 61-68
11/25	Northeastern (HCC)	-	13,005	tv8	W, 89-37
11/29	Yale (HCC)	-	14,529	tv8	W, 72-39
12/2	SW Texas St. (HCC)	-	14,104	tv8	W, 66-49
12/4	at Pittsburgh	-	95,37	tv8	L, 49-56
12/7	Boston College (GP)	- 20	10,027	tv8	W, 61-54
12/21	Fairfield (HCC)	-	14,918	tv8	W, 68-58
12/23	Virginia (OT) (GP)	-	10,027	tv8	W, 64-61
12/27	vs. Massachusetts %	-	14,389	ESPN	W, 64-61
12/29	Hartford (HCC)	-	13,793	tv8	W, 104-62
1/2	at Rutgers	-	5,806	tv8	W, 66-57
1/4	West Virginia (HCC)	-	15,358	tv8	W, 79-62
1/8	St. John's (GP)	-	10,027	tv8	L, 67-71 ot
1/11	at Georgetown	-	12,181	tv8	W, 69-54
1/19	Kansas (HCC)	- 1	16,294	CBS	L, 65-73
1/22	at Miami	-	6,662	tv8	L, 46-69
1/26	Syracuse (HCC)	-	16,294	CBS	L, 53-65
1/29	Providence (GP)	-	10,027	ESPN	L, 47-62
2/1	at Seton Hall	-	15,141	tv8	W, 62-55
2/3	Georgetown (HCC)	-	15,842	ESPN	L, 51-52
2/8	at Notre Dame	-	10,196	tv8	L, 65-71 ot
2/12	at Boston College	-	8,134	ESPN	W, 61-56
2/15	Miami (GP)	-	10,027	tv8	W, 72-52
2/17	at Syracuse	-	22,950	ESPN	L, 66-71 ot
2/23	at Villanova	- 19	17,263	CBS	L, 58-65
2/25	Pittsburgh (HCC)	-	15,746	espn2	L, 74-77
3/1	Seton Hall (HCC)	-	16,186	tv8	L, 60-73
3/5	vs. Pittsburgh *	-	18,291	ESPN	L, 62-63
3/12	vs. Iona (GP)#	-	6,029	-	W, 71-66
3/18	vs. Bradley (GP)#	-	8,338	CPTV	W, 63-47
3/21	vs. Nebraska (GP)#	-	8,411	CPTV	W, 76-67
3/25	vs. Florida State ##	-	13,841	ESPN	L, 66-71 ot
3/27	vs. Arkansas ##	-	15,849	-	W, 74-64

+ The Classic, RCA Dome, Indianapolis, IN
 % MassMutual "UGame", Hartford Civic Center, Hartford, CT
 * BIG EAST Tournament, Madison Square Garden, New York, N.Y.
 # National Invitation Tournament
 ## National Invitation Tournament, Madison Square Garden

1995-96
Head Coach: Jim Calhoun
32-3, 17-1 in the BIG EAST**
15-0 home, 10-1 away, 7-2 neutral**
NCAA Tournament Sweet 16**
BIG EAST Tournament Champions
BIG EAST Regular Season Champions

Date	Opponent	UC Opp.	Attn.	TV	Score	
11/22	vs. Texas Christian \$	6	-	7,863	espn2	W, 102-76
11/24	vs. Iowa \$	6	10	7,863	-	L, 95-101 ot
11/25	vs. Indiana \$	6	-	7,863	-	W, 86-52
11/29	Northeastern (HCC)	9	-	15,522	tv8	W, 86-39
12/3	Boston College (HCC)	9	-	16,294	tv8	W, 63-62
12/6	at Notre Dame	9	-	11,089	tv8	W, 85-65
12/8	Yale (HCC)	9	-	15,112	tv8	W, 93-66
12/12	at Florida State	8	-	8,873	ESPN	W, 79-61
12/23	Fairfield (GP)	8	-	8,241	tv8	W, 86-52
12/27	at Col. of Charleston	7	-	6,721	tv8	W, 77-60
12/30	Hartford (HCC)	7	-	16,294	tv8	W, 102-63
1/3	at West Virginia	7	-	8,013	tv8	W, 89-79
1/6	Miami (HCC)	7	-	16,294	tv8	W, 73-52
1/9	Villanova (GP)	6	7	8,241	ESPN	W, 81-73
1/13	at Providence	6	-	13,106	tv8	W, 83-74
1/17	St. John's (HCC)	5	-	16,294	ESPN	W, 88-73
1/21	Syracuse (HCC)	5	12	16,294	CBS	W, 79-70
1/23	Central Conn. (HCC)	4	-	15,828	tv8	W, 116-46
1/25	at Pittsburgh	4	-	6,798	ESPN	W, 69-63
1/28	Virginia (HCC)	4	-	16,294	CBS	W, 76-46
1/31	at Rutgers	4	-	8,091	tv8	W, 77-59
2/3	at St. John's	4	-	19,544	tv8	W, 77-63
2/6	Providence (GP)	4	-	8,241	ESPN	W, 99-77
2/14	West Virginia (GP)	3	-	8,241	tv8	W, 87-69
2/17	Notre Dame (GP)	3	-	8,241	NBC	W, 85-65
2/19	at Georgetown	3	-	19,035	ESPN	L, 65-77
2/25	at Villanova	3	-	18,524	CBS	W, 70-59
2/28	Rutgers (GP)	4	-	8,241	tv8	W, 78-66
3/2	at Seton Hall	4	-	20,029	tv8	W, 87-58
3/7	vs. Seton Hall *	3	-	19,544	ESPN	W, 79-58
3/8	vs. Syracuse *	3	15	19,544	ESPN	W, 85-67
3/9	vs. Georgetown *	3	4	19,544	ESPN	W, 75-74
3/14	**vs. Colgate #	3	-	31,373	CBS	W, 68-59
3/16	**vs. E. Michigan ##	3	-	32,293	CBS	W, 95-81
3/22	**vs. Mississippi St. %	3	19	28,890	CBS	L, 55-60

\$ Great Alaska Shootout, Anchorage, AK
 * BIG EAST Tournament, Madison Square Garden, New York, N.Y.
 # NCAA Midwest Regional First Round, Indianapolis, IN
 ## NCAA Midwest Regional Second Round, Indianapolis, IN
 % NCAA Midwest Regional Semi-Finals, Lexington, KY
 ** NCAA Tournament games vacated; official NCAA record 30-2

1994-95
Head Coach: Jim Calhoun
28-5, 16-2 in the BIG EAST
14-1 home, 8-2 away, 6-2 neutral
NCAA Tournament Elite Eight
BIG EAST Regular Season Champions

Date	Opponent	UC Opp.	Attn.	TV	Score	
11/25	Lafayette (HCC)	16	-	15,847	-	W, 110-48
11/29	vs. Duke \$	16	8	17,264	ESPN	W, 90-86
12/2	Yale (HCC)	16	-	15,931	tv8	W, 105-53
12/6	at Boston College	10	-	8,606	tv8	W, 74-70
12/23	Fairfield (HCC)	20	-	16,294	-	W, 85-68
12/27	Illinois (HCC)	8	-	16,294	tv8	W, 71-56
12/30	Northeastern (HCC)	6	-	16,294	-	W, 88-70
1/3	at Villanova	6	-	6,500	tv8	W, 77-62
1/5	Hartford (GP)	6	-	8,241	-	W, 102-77
1/8	St. John's (HCC)	2	-	16,294	CBS	W, 98-78
1/11	at Pittsburgh	2	-	6,798	tv8	W, 85-76
1/14	Providence (GP)	2	-	8,241	tv8	W, 70-62
1/16	Georgetown (HCC)	2	10	16,294	ESPN	W, 93-73
1/21	at Seton Hall	2	-	17,049	tv8	W, 86-81

1/23	Syracuse (GP)	2	6	8,241	ESPN	W, 86-75
1/28	at Kansas +	4	7	16,981	CBS	L, 59-88
1/31	Miami (HCC)	4	-	16,294	tv8	W, 82-57
2/4	at St. John's	3	-	19,542	tv8	W, 99-82
2/6	Pittsburgh (GP)	3	-	8,241	ESPN	W, 90-61
2/12	at Syracuse	1	9	31,211	CBS	W, 77-70
2/14	at Georgetown	1	22	17,690	tv8	W, 91-85
2/18	Villanova (GP)	4	15	8,241	CBS	L, 73-96
2/21	Boston College (HCC)	4	-	16,294	tv8	W, 88-75
2/25	Seton Hall (GP)	4	-	8,241	tv8	W, 75-61
2/27	at Providence	4	-	13,106	ESPN	L, 70-72
3/4	at Miami	6	-	11,263	tv8	W, 75-67
3/10	vs. Pittsburgh *	6	-	19,544	tv8	W, 81-78
3/11	vs. Georgetown *	6	22	19,544	CBS	W, 88-81
3/12	vs. Villanova *	8	10	19,544	CBS	L, 78-94
3/16	vs. Tenn.-Chatt. #	8	-	11,790	CBS	W, 100-71
3/18	vs. Cincinnati ##	8	-	13,521	CBS	W, 96-91
13/23	vs. Maryland %	8	10	14,399	CBS	W, 99-89
3/25	vs. UCLA %%	8	1	14,399	CBS	L, 96-102

\$ Great Eight Basketball Tourn., The Palace, Auburn Hills, MI
 + Kemper Arena, Kansas City, MO
 * BIG EAST Tournament at Madison Square Garden, New York, N.Y.
 # NCAA West Regional First Round, Salt Lake City, UT
 ## NCAA West Regional Second Round, Salt Lake City, UT
 % NCAA West Regional Semi-Finals, Oakland, CA
 %% NCAA West Regional Final, Oakland, CA

1993-94
Head Coach: Jim Calhoun
29-5, 16-2 in the BIG EAST
15-0 home, 9-2 away, 5-3 neutral
NCAA Tournament Sweet 16
BIG EAST Regular Season Champions

Date	Opponent	UC Opp.	Attn.	TV	Score	
11/27	vs. Towson State \$	-	-	2,410	-	W, 107-67
11/29	at Virginia	-	12	8,457	tv8	W, 77-36
12/1	Yale (GP)	-	-	8,241	-	W, 81-64
12/8	at Seton Hall	21	20	13,908	tv8	W, 82-66
12/11	Central Conn. (HCC)	21	-	15,785	-	W, 117-63
12/15	Texas (GP)	16	-	8,241	ESPN	W, 96-86
12/23	Fairfield (HCC)	15	-	16,294	-	W, 75-57
12/28	vs. Texas-Arlington +	14	-	2,350	-	W, 112-72
12/29	vs. Ohio University +	14	-	750	-	L, 76-85
12/30	vs. Tennessee Tech +	14	-	1,800	-	W, 130-78
1/2	Winthrop (GP)	14	-	8,241	-	W, 113-59
1/4	Georgetown (HCC)	16	-	16,294	tv8	W, 77-65
1/8	Boston College (GP)	16	-	8,241	tv8	W, 77-71
1/10	Syracuse (HCC)	14	15	16,294	ESPN/tv8	W, 75-67
1/15	at St. John's	14	-	19,542	tv8	W, 85-81
1/17	Hartford (HCC)	10	-	16,294	-	W, 88-62
1/19	at Providence	10	-	13,106	ESPN	W, 79-78
1/25	Villanova (HCC)	6	-	16,294	NESN	W, 91-67
1/29	at Pittsburgh	6	-	6,798	tv8	W, 88-67
2/1	at Syracuse	5	-	24,540	tv8	L, 95-108
2/5	Miami (GP)	5	-	8,241	tv8	W, 73-57
2/9	at Boston College	6	-	8,706	ESPN	W, 94-91 2ot
2/12	Seton Hall (GP)	6	-	8,241	tv8	W, 80-68
2/15	at Villanova	3	-	6,500	tv8	L, 63-64
2/19	Providence (GP)	3	-	8,241	tv8	W, 81-73
2/22	at Miami	5	-	4,045	-	W, 74-49
2/26	Pittsburgh (HCC)	5	-	16,294	tv8	W, 78-66
2/28	at Georgetown	14	-	12,013	ESPN	W, 66-62
3/5	St. John's (HCC)	4	-	16,294	CBS	W, 95-80
3/11	vs. St. John's *	2	-	19,544	tv8	W, 97-77
3/12	vs. Providence *	2	-	19,544	CBS	L, 67-69
3/17	vs. Rider #	4	-	16,204	CBS	W, 64-46
3/19	vs. G.Washington ##	4	-	16,204	CBS	W, 75-63
3/25	vs. Florida ###	4	14	15,217	CBS	L, 60-69 ot

\$ Hershey Arena, Hershey, PA + Big Island Invitational, Hilo, HI
 * BIG EAST Tournament, Madison Square Garden, New York, N.Y.
 # NCAA East Regional First Round, Uniondale, NY
 ## NCAA East Regional Second Round, Uniondale, NY
 ### NCAA East Regional Semi-Finals, Miami, FL

ALL-TIME RESULTS

1992-93

Head Coach: Jim Calhoun

15-13, 9-9 in the BIG EAST

10-6 home, 5-5 road, 0-2 neutral

National Invitation Tournament First Round

Date	Opponent	UC	Opp.	Attn.	TV	Score
11/28	vs. Purdue +	16	24	8,999	ESPN	L, 69-73
12/5	at North Carolina St.	25	-	9,100	ESPN	W, 81-74
12/8	St. John's (GP)	-	-	8,241	tv8	W, 74-72 ot
12/10	Yale (HCC)	-	-	14,567	-	W, 65-38
12/22	Fairfield (HCC)	22	-	15,820	-	W, 90-66
12/28	Hartford (HCC)%	23	-	16,040	-	W, 91-66
12/29	Towson St. (HCC)%	23	-	15,564	-	W, 99-66
1/4	at Seton Hall	19	7	14,965	ESPN	L, 69-72
1/9	at Villanova	19	-	6,500	tv8	W, 87-80
1/12	Pittsburgh (HCC)	15	-	16,294	tv8	L, 78-80
1/16	at Boston College	15	-	8,606	tv8	W, 66-64
1/18	Georgetown (HCC)	17	18	16,294	ESPN	L, 69-86
1/23	Providence (GP)	17	-	8,241	tv8	W, 68-61
1/26	at Miami	22	-	4,058	tb8	L, 65-80
1/30	at St. John's	22	-	18,935	tv8	L, 59-72
2/2	Syracuse (HCC)	-	-	16,294	tv8	L, 57-60
2/6	Florida State (GP)	-	-	8,241	CBS	L, 74-86
2/9	Villanova (GP)	-	-	8,241	tv8	W, 82-62
2/13	Miami (GP)	-	-	8,241	tv8	W, 88-72
2/15	at Syracuse	-	-	26,980	ESPN	W, 80-76
2/20	at Pittsburgh	-	17	6,798	tv8	W, 81-80
2/22	Maine (HCC)	-	-	15,115	ESPN	W, 108-72
2/24	Boston College (GP)	-	-	8,241	CBS	W, 69-64
2/27	Seton Hall (HCC)	-	14	16,294	-	L, 74-82
3/2	at Providence	-	-	13,106	tv8	L, 71-74
3/7	at Georgetown	-	-	9,528	CBS	L, 56-70
3/12	vs. Providence *	-	-	19,522	tv8	L, 55-73
3/19	Jackson State (GP) #	-	-	8,241	-	L, 88-90 ot

+ Hall of Fame Tip-Off Classic, Springfield CC, Springfield, MA

% Connecticut Mutual Classic, Hartford CC, Hartford, CT

* BIG EAST Tournament at Madison Square Garden, New York, N.Y.

- National Invitation Tournament

1991-92

Head Coach: Jim Calhoun

20-10, 10-8 in the BIG EAST

14-2 home, 5-6 away, 1-2 neutral

NCAA Tournament Second Round

Date	Opponent	UC	Opp.	Attn.	TV	Score
11/22	Hartford (HCC)	15	-	16,184	-	W, 76-46
11/29	Yale (HCC)	15	-	16,184	-	W, 79-55
12/2	Wake Forest (HCC)*	12	23	13,169	ESPN	W, 84-75
12/7	Maine (GP)	12	-	8,241	-	W, 85-71
12/14	at Texas	8	-	14,309	ESPN	W, 94-77
12/23	Fairfield (GP)	5	-	8,241	-	W, 89-59
12/27	Central Conn. (HCC)%	5	-	16,024	-	W, 112-58
12/28	Furman (HCC)%	5	-	16,174	NESN	W, 87-68
1/2	Miami (GP)	5	-	8,241	tv8	W, 85-62
1/4	at Illinois	5	-	12,376	CBS	W, 70-66
1/7	St. John's (GP)	5	17	8,241	tv8	W, 85-76
1/11	at Villanova	5	-	6,500	tv8	L, 70-79
1/14	Pittsburgh (HCC)	8	-	16,254	tv8	W, 87-77
1/18	at Miami	8	-	10,231	tv8	W, 77-58
1/22	at Providence	7	-	13,106	ESPN	W, 97-86 ot
1/25	Boston College (HCC)	7	-	16,294	NESN	W, 83-77 ot
1/27	Villanova (GP)	6	-	8,241	ESPN	W, 72-58
2/1	at St. John's	6	-	19,876	CBS	L, 57-90
2/3	at Syracuse	10	13	27,347	ESPN	L, 83-84
2/8	Seton Hall (GP)	10	-	8,241	tv8	L, 69-81
2/12	Georgetown (HCC)	18	-	16,294	tv8	L, 63-70
2/19	at Georgetown	21	25	13,108	tv8	L, 58-60
2/22	Providence (GP)	21	-	8,241	NESN	W, 94-73
2/25	at Pittsburgh	24	-	6,511	tv8	L, 77-86
3/1	at Seton Hall	24	22	20,029	SBC	L, 64-77
3/4	Syracuse (HCC)	-	21	16,294	ESPN	W, 85-78

3/7	at Boston College	-	-	8,606	tv8	W, 89-79
3/13	vs. St. John's **	-	-	18,899	tv8	L, 59-64 ot
3/19	vs. Nebraska #	-	-	10,002	CBS	W, 86-65
3/21	vs. Ohio State ##	-	3	16,002	CBS	L, 55-78

*ACC/BIG EAST Challenge, Hartford, CT

% Connecticut Mutual Classic, Hartford CC, Hartford, CT

**BIG EAST Tournament, Madison Square Garden, New York, N.Y.

NCAA Southeast Region First Round, Cincinnati, OH

NCAA Southeast Region Second Round, Cincinnati, OH

1990-91

Head Coach: Jim Calhoun

20-11, 9-7 in the BIG EAST

12-4 home, 6-5 away, 2-2 neutral

NCAA Tournament Sweet 16

Date	Opponent	UC	Opp.	Attn.	TV	Score
11/24	Coll. of Charleston (GP)	17	-	8,241	-	W, 68-52
11/27	Hartford (GP)	15	-	8,241	-	W, 90-63
11/29	at Yale	15	-	7,873	tv8	W, 49-48
12/6	at North Carolina *	14	10	21,572	ESPN	L, 64-79
12/9	at Maine	14	-	4,587	-	W, 85-60
12/12	New Hampshire (GP)	16	-	8,121	tv8	W, 85-32
12/23	Fairfield (HCC)	15	-	16,294	-	W, 94-70
12/28	Lafayette (HCC)%	13	-	16,049	-	W, 59-57
12/29	Rhode Island (HCC)%	13	-	16,112	-	W, 90-69
1/2	at Boston College	12	-	6,654	tv8	W, 96-70
1/5	Pittsburgh (HCC)	12	11	16,294	NESN	W, 81-76
1/8	at Villanova	9	-	6,500	tv8	W, 74-71
1/10	Central Conn. (GP)	9	-	8,241	-	W, 115-47
1/12	St. John's (GP)	9	10	8,241	CBS	L, 59-72
1/16	at Syracuse	15	8	29,899	ESPN	L, 79-81 ot
1/19	Providence (HCC)	15	-	16,294	tv8	L, 102-108
1/22	at St. John's	19	10	13,017	tv8	L, 62-65
1/26	at Seton Hall	19	-	14,016	NESN	L, 62-76
1/28	Syracuse (HCC)	19	6	16,294	ESPN	L, 66-68
2/2	Villanova (GP)	-	-	8,241	tv8	W, 67-59
2/5	Boston College (GP)	-	-	8,241	tv8	W, 76-59
2/11	Georgetown (HCC)	-	20	16,294	ESPN	W, 61-55
2/16	North Carolina St. (GP)	-	-	8,241	CBS	L, 59-60
2/19	at Providence	-	-	13,106	tv8	W, 70-66 ot
2/23	at Georgetown	-	25	17,253	CBS	L, 57-71
2/27	Seton Hall (GP)	-	20	8,241	ESPN	W, 62-60 ot
3/2	at Pittsburgh	-	-	6,798	tv8	W, 78-68
3/8	vs. Georgetown **	-	-	19,081	tv8	L, 49-68
3/14	vs. Louisiana State #	-	22	25,348	CBS	W, 79-62
3/16	vs. Xavier ##	-	-	28,114	CBS	W, 66-50
3/22	vs. Duke ###	-	6	30,461	CBS	L, 67-81

*ACC/BIG EAST Challenge, Chapel Hill, NC

% Connecticut Mutual Classic, Hartford CC, Hartford, CT

**BIG EAST Tournament, Madison Square Garden, New York, N.Y.

NCAA Midwest Region First Round, Minneapolis, MN

NCAA Midwest Region Second Round, Minneapolis, MN

NCAA Midwest Regional Semi-Finals, Pontiac, MI

1989-90

Head Coach: Jim Calhoun

31-6, 12-4 in the BIG EAST

17-1 home, 8-4 away, 6-2 neutral

NCAA Tournament Elite Eight

BIG EAST Tournament Champions

BIG EAST Regular Season Co-Champions

Date	Opponent	UC	Opp.	Attn.	TV	Score
11/24	vs. Texas A&M +	-	-	4,620	tv8	L, 81-92
11/26	vs. Auburn +	-	-	3,302	-	W, 95-81
11/27	vs. Florida State +	-	-	3,179	ESPN	W, 63-60
11/30	Yale (FH)	-	-	4,604	tv8	W, 76-50
12/2	Howard (FH)	-	-	4,604	-	W, 78-59
12/4	Maryland (HCC)*	-	-	10,174	ESPN	W, 87-65
12/7	Hartford (HCC)	-	-	13,102	-	W, 79-54
12/9	Maine (FH)	-	-	4,604	-	W, 95-55
12/12	Villanova (HCC)	-	-	14,947	ESPN	L, 57-64

12/23	Southern Conn. (FH)	-	-	4,604	-	W, 100-37
12/29	St. Joseph's (HCC)%	-	-	13,682	-	W, 83-58
12/30	Mississippi St. (HCC)%	-	-	14,115	-	W, 84-68
1/2	at St. John's	-	16	6,008	tv8	L, 62-93
1/6	Pittsburgh (HCC)	-	-	16,294	-	W, 79-61
1/9	at Villanova	-	-	6,500	tv8	W, 71-54
1/13	at Seton Hall	-	-	13,621	tv8	W, 79-76
1/15	Syracuse (HCC)	-	5	16,294	ESPN	W, 70-59
1/20	Georgetown (HCC)	-	2	16,294	tv8	W, 70-65
1/24	Central Conn. (FH)	20	-	4,604	-	W, 99-77
1/27	St. John's (GP)	20	15	8,241	tv8	W, 72-58
1/30	at Massachusetts	13	-	4,024	-	W, 94-75
2/3	at Providence	13	-	13,160	tv8	W, 92-77
2/6	Fairfield (GP)	8	-	8,148	-	W, 74-39
2/10	at Syracuse	8	6	32,820	tv8	L, 86-90
2/13	at Pittsburgh	10	-	6,798	-	W, 80-77
2/17	Boston College (GP)	10	-	8,302	-	W, 89-67
2/19	Providence (GP)	10	-	8,302	ESPN	W, 75-72 ot
2/24	Seton Hall (GP)	6	-	8,302	tv8	W, 79-57
2/28	at Georgetown	4	7	19,035	-	L, 64-84
3/3	at Boston College	4	-	8,604	tv8	W, 95-74
3/9	vs. Seton Hall **	8	-	18,212	tv8	W, 76-58
3/10	vs. Georgetown **	8	5	18,212	CBS	W, 65-60
3/11	vs. Syracuse **	8	4	18,212	CBS	W, 78-75
3/15	vs. Boston University #	4	-	15,937	CBS	W, 76-52
3/17	vs. California ##	4	-	16,011	CBS	W, 74-54
3/22	vs. Clemson \$	4	17	19,502	CBS	W, 71-70
3/24	vs. Duke \$\$	4	15	19,546	CBS	L, 78-79

+ Great Alaska Shootout, Anchorage, AK

* ACC-BIG EAST Challenge

% Connecticut Mutual Classic, Hartford CC, Hartford, CT

** BIG EAST Tournament, Madison Square Garden, New York, N.Y.

NCAA East Region First Round, Hartford, CT

NCAA East Region Second Round, Hartford, CT

\$ NCAA Eastern Regional Semi-Finals, East Rutherford, NJ

\$\$ NCAA Eastern Regional Finals, East Rutherford, NJ

1988-89

Head Coach: Jim Calhoun

18-13, 6-10 in the BIG EAST

14-4 home, 4-8 away, 0-1 neutral

National Invitation Tournament Quarterfinals

Date	Opponent	UC	Opp.	Attn.	TV	Score
11/26	Hartford (HCC)	-	-	15,354	-	W, 67-55
11/30						

ALL-TIME RESULTS

3/20 California (HCC) # - - 12,031 W, 73-72
 3/22 Alabama-Birm. # - - 4,604 L, 79-85
 % Connecticut Mutual Classic, Hartford CC, Hartford, CT
 *BIG EAST Tournament, Madison Square Garden, New York, N.Y.
 # National Invitation Tournament

1987-88

Head Coach: Jim Calhoun

20-14, 4-12 in the BIG EAST

12-6 home, 5-7 away, 3-1 neutral

National Invitation Tournament Champions

Date	Opponent	UC Opp.	Attn.	TV	Score
11/28	Md-Eastern Shore	-	3,805	-	W, 102-63
12/2	Yale	-	4,044	tv20	W, 69-59
12/6	Virginia (HCC)	-	10,087	-	L, 59-72
12/8	at Villanova	-	6,500	ESPN	L, 61-63
12/12	Morgan State	-	3,560	-	W, 103-80
12/22	Central Connecticut	-	3,813	-	W, 99-70
12/28	Hartford (HCC)%	-	12,103	-	W, 96-94
12/29	Princeton (HCC)%	-	10,839	-	W, 49-46
1/2	at Pepperdine	-	3,204	tv20	W, 63-60
1/5	at Seton Hall	-	6,427	tv20	L, 58-71
1/9	Providence (HCC)	-	11,239	NESN	W, 79-72
1/13	at Pittsburgh	-	6,798	tv20	L, 58-61
1/16	at Syracuse	-	29,898	tv20	W, 51-50
1/20	Villanova (HCC)	-	13,077	NESN	L, 58-69
1/23	at St. John's	-	6,008	tv20	L, 72-79 ot
1/30	at Georgetown	-	15, 10,709	tv20	L, 59-60
2/2	Seton Hall (HCC)	-	9,274	NESN	L, 59-61
2/4	at Holy Cross	-	1,338	-	W, 82-81
2/6	Georgetown (HCC)	-	14, 16,016	-	W, 66-59
2/8	at Providence	-	7,218	ESPN/tv20	L, 79-85
2/15	Boston College (HCC)	-	10,213	-	W, 53-49
2/18	at Fairfield	-	3,245	-	W, 74-48
2/20	Syracuse (HCC)	-	12, 16,016	NESN	L, 71-73
2/23	at Boston College	-	3,737	tv20	L, 56-64
2/27	Pittsburgh (HCC)	-	16,016	NESN	L, 69-74
2/29	St. John's (HCC)	-	10,781	NESN	L, 62-77
3/5	Brooklyn College	-	4,163	W, 90-51	
3/10	vs. Providence*	-	19,591	W, 75-62	
3/11	vs. Pittsburgh*	-	19,591	L, 58-75	
3/17	at W. Virginia#	-	4,562	W, 62-57 ot	
3/21	La. Tech (HCC)#	-	11,331	W, 65-59	
3/25	Va-Commonwealth#	-	4,801	W, 72-61	
3/29	vs. Boston College##	-	10,453	W, 73-67	
3/30	vs. Ohio State##	-	13,779	W, 72-67	

% Connecticut Mutual Classic, Hartford CC, Hartford CT
 *BIG EAST Tournament, Madison Square Garden, New York, N.Y.
 # National Invitation Tournament
 ## National Invitation Tournament, Madison Square Garden, New York, N.Y.

1986-87

Head Coach: Jim Calhoun

9-19, 3-13 in the BIG EAST

7-9 home, 2-9 away, 0-1 neutral

Date	Opponent	UC Opp.	Attn.	TV	Score
11/29	Massachusetts	-	3,446	-	W, 58-54
12/2	at Yale	-	1,079	tv20	L, 75-77 ot
12/4	Central Conn.	-	3,676	tv20	W, 62-52
12/6	Purdue (HCC)	-	4, 9,155	-	L, 70-88
12/9	at Boston Univ.	-	1,449	NESN	L, 71-80
12/11	Rhode Island	-	3,032	-	W, 96-94 ot
12/13	Villanova +	-	7,283	NESN	L, 51-66
12/23	Fairfield	-	2,587	-	W, 54-51
12/29	Hartford (HCC)%	-	12,401	-	L, 48-49
12/30	Lehigh (HCC)%	-	9,829	-	W, 71-57
1/3	Syracuse +	-	7, 8,038	tv20	L, 71-88
1/6	at Seton Hall	-	5,057	tv20	W, 77-68
1/14	at Providence	-	10,029	tv20	L, 89-103
1/17	St. John's (HCC)	-	13, 10,039	-	L, 54-69
1/21	at Georgetown	-	15, 7,353	ESPN	L, 51-65

1/24	Providence (HCC)	-	10,479	-	L, 53-61
1/27	at Boston College	-	3,357	ESPN/tv20	W, 66-60
1/31	at Pittsburgh	-	17, 6,798	tv20	L, 52-73
2/3	at St. Peter's	-	8,741	-	L, 50-75
2/5	Holy Cross	-	3,496	-	W, 64-54
2/7	at Syracuse	-	11, 28,357	tv20	L, 53-59
2/11	Georgetown (HCC)	-	13, 11,035	NESN	L, 50-78
2/14	at Villanova	-	6,500	tv20	L, 58-67
2/18	at St. John's	-	20, 6,008	tv20	L, 55-76
2/21	Pittsburgh (HCC)	-	8, 8,964	-	L, 66-76
2/26	Boston Coll. (HCC)	-	8,340	-	L, 60-66
2/28	Seton Hall (HCC)	-	8,130	-	W, 56-54
3/5	vs. Boston College*	-	19,591	-	L, 59-61

+ New Haven Coliseum, New Haven, CT
 %Connecticut Mutual Classic, Hartford CC, Hartford, CT
 *BIG EAST Tournament at Madison Square Garden, New York, N.Y.

1985-86

Head Coach: Dom Perno

12-16, 3-13 in the BIG EAST

9-6 home, 3-9 away, 0-1 neutral

11/26	Yale	W, 80-76
11/30	St. Peter's	W, 53-40
12/4	at Massachusetts	W, 78-70
12/7	Boston University	W, 89-76
12/10	at Fairfield	W, 74-72
12/14	at Rhode Island	W, 55-42
12/21	Minnesota (HCC)	W, 70-69
12/27	St. Francis (CMC-HCC)	W, 84-61
12/28	Northeastern (CMC-HCC)	L, 73-90
1/4	at Boston College	L, 60-61
1/8	at Georgetown	L, 66-70
1/11	Boston College	W, 80-69
1/13	Villanova (HCC)	L, 59-68
1/18	St. John's (HCC)	L, 60-61
1/21	Seton Hall	W, 82-70
1/25	at Syracuse	L, 67-80
1/29	Central Connecticut	W, 86-69
2/5	Georgetown (HCC)	L, 63-80
2/9	at Villanova	L, 53-59
2/11	Pittsburgh	W, 77-73
2/13	at Holy Cross	L, 70-73
2/15	at St. John's	L, 54-74
2/18	at Seton Hall	L, 62-65
2/22	Providence (HCC)	L, 67-74
2/24	at Pittsburgh	L, 51-79
2/26	at Providence	L, 66-69
3/1	Syracuse (HCC)	L, 68-75
3/5	vs. Seton Hall *	L, 66-76

CMC Connecticut Mutual Classic, Hartford CC, Hartford, CT
 *BIG EAST Tournament at Madison Square Garden, New York, N.Y.

1984-85

Head Coach: Dom Perno

13-15, 6-10 in the BIG EAST

10-7 home, 3-7 away, 0-1 neutral

11/28	at Minnesota	L, 60-61
12/4	at Yale	W, 95-77
12/6	Massachusetts	W, 64-52
12/8	Ohio State (HCC)	L, 65-72
12/11	Fairfield +	L, 74-81
12/15	Rhode Island	W, 93-63
12/28	New Hampshire (CMC-HCC)	W, 81-57
12/29	Iona (CMC-HCC)	L, 54-55
1/2	St. John's (HCC)	L, 51-57
1/5	at Villanova	L, 59-70 ot
1/9	at Providence	L, 66-75
1/12	Pittsburgh	W, 76-74
1/19	at Syracuse	W, 70-68
1/23	at Georgetown	L, 66-79
1/26	Boston College	L, 77-78 ot
1/28	U.S. International	W, 90-65
1/30	Seton Hall	W, 81-76

2/2	at St. John's	L, 64-97
2/5	Villanova (HCC)	L, 71-79
2/9	Providence (HCC)	W, 84-70
2/13	at Pittsburgh	L, 71-78
2/16	Delaware State	W, 74-68
2/18	Holy Cross	W, 71-58
2/20	Syracuse (HCC)	W, 71-69
2/23	Georgetown (HCC)	L, 47-68
2/25	at Boston College	W, 74-68
3/2	at Seton Hall	L, 80-85
3/6	vs. Georgetown*	L, 62-93

+ New Haven Coliseum, New Haven, CT
 CMC Connecticut Mutual Classic, Hartford CC, Hartford, CT

*BIG EAST Tournament at Madison Square Garden, New York, N.Y.

1983-84

Head Coach: Dom Perno

13-15, 5-11 in the BIG EAST

9-6 home, 4-8 away, 0-1 neutral

12/1	Yale	W, 76-54
12/3	at Ohio State	L, 67-74
12/6	at Fairfield	W, 77-70
12/8	U.S. International	W, 98-80
12/10	Boston University	W, 79-74
12/13	Brooklyn College	W, 75-47
12/15	at Massachusetts	L, 65-67 ot
12/28	Columbia (CMC-HCC)	W, 85-60
12/29	Arizona State (CMC-HCC)	W, 66-60
1/4	Georgetown (HCC)	L, 69-81
1/7	at Pittsburgh	W, 79-58
1/10	at St. John's	L, 65-68
1/14	Seton Hall	W, 76-68
1/18	Syracuse (HCC)	L, 68-95
1/21	at Providence	W, 70-67
1/25	New Hampshire	W, 67-65
1/27	Villanova (HCC)	L, 58-69
1/31	at Boston College	L, 67-82
2/4	at Georgetown	L, 62-87
2/6	Pittsburgh	L, 71-75 ot
2/11	St. John's (HCC)	L, 65-84
2/15	at Seton Hall	W, 79-57
2/18	at Syracuse	L, 85-87 3ot
2/20	Providence	W, 62-59
2/25	at Holy Cross	L, 73-82
2/28	at Villanova	L, 70-82
3/3	Boston College (HCC)	L, 60-83
3/8	vs. Syracuse *	L, 58-73

CMC Connecticut Mutual Classic, Hartford CC, Hartford, CT

*BIG EAST Tournament, Madison Square Garden, New York, N.Y.

1982-83

Head Coach: Dom Perno

12-16, 5-11 in the BIG EAST

6-7 home, 5-8 away, 1-1 neutral

11/30	at Yale	W, 96-73
12/3	at Arizona State +	L, 64-79
12/4	vs. Utah +	W, 73-63
12/7	Fairfield #	L, 81-98
12/9	Massachusetts	W, 86-74
12/11	at Boston University	W, 51-50
12/28	Air Force (CMC-HCC)	W, 66-50
12/29	Texas A&M (CMC-HCC)	W, 69-63
1/4	at Pittsburgh	W, 71-67
1/6	at Manhattan	L, 51-52
1/9	at New Hampshire	L, 72-76
1/11	St. John's (HCC)	L, 73-85
1/15	at Georgetown	L, 53-74
1/19	Holy Cross	W, 72-64
1/22	Boston College #	L, 79-88

ALL-TIME RESULTS

1/26	Providence (HCC)	L, 62-65
1/29	Seton Hall	W, 78-47
2/2	at Syracuse	L, 69-89
2/5	Pittsburgh	L, 71-72 ot
2/8	at Villanova	L, 79-86
2/12	Georgetown (HCC)	L, 60-77
2/14	at St. John's	L, 78-98
2/19	Villanova (HCC)	L, 68-75
2/21	at Boston College	L, 80-86
2/26	at Providence	W, 72-62
3/1	at Seton Hall	W, 78-67
3/5	Syracuse (HCC)	W, 55-54
3/10	vs. Villanova *	L, 68-69

+ Fiesta Basketball Classic, Tempe, AZ
 # New Haven Coliseum, New Haven, CT
 *BIG EAST Tournament, Madison Square Garden, New York, NY

1981-82

Head Coach: Dom Perno

17-11, 7-7 in the BIG EAST

10-3 home, 7-7 away, 0-1 neutral
 National Invitation Tournament

11/28	at Maine	W, 6 8-53
12/2	New Hampshire	W, 87-68
12/5	Boston University	W, 73-54
12/8	at Fairfield +	W, 75-71
12/11	at Oral Roberts #	L, 67-69
12/12	vs. Texas Christian #	W, 69-67 ot
12/22	at Massachusetts	W, 66-55
12/29	St. Bonaventure (CMC-HCC)	W, 91-73
12/30	South Florida (CMC-HCC)	W, 57-50
1/6	at Syracuse	L, 69-72
1/9	Seton Hall	W, 76-66
1/13	Boston College +	W, 59-58 ot
1/16	at St. John's	L, 71-77
1/20	at Georgetown	W, 63-52
1/23	Villanova (HCC)	W, 53-51
1/26	Yale	W, 63-57
1/28	Manhattan	W, 72-57
1/30	at Holy Cross	L, 69-76
2/1	at Providence	W, 47-45 ot
2/6	at Boston College	W, 67-59
2/10	St. John's (HCC)	L, 82-93 ot
2/13	Syracuse (HCC)	L, 71-78
2/16	at Seton Hall	L, 59-61
2/20	Providence +	W, 90-61
2/24	at Villanova	L, 63-67 ot
2/27	Georgetown (HCC)	L, 42-60
3/4	vs. St. John's *	L, 52-54
3/10	at Dayton **	L, 75-76 ot

+ New Haven Coliseum, New Haven, CT
 # Oil Capital Classic, Tulsa, OK
 CMC Connecticut Mutual Classic, Hartford CC, Hartford, CT

*BIG EAST Tournament, Hartford CC, Hartford, CT
 **National Invitation Tournament

1980-81

Head Coach: Dom Perno

20-9, 8-6 in the BIG EAST

12-4 home, 8-4 away, 0-1 neutral
 National Invitation Tournament

Second Round

12/6	at Yale	W, 65-53
12/9	Fairfield (HCC)	W, 72-50
12/11	Maine	W, 55-51
12/13	Boston University	W, 72-65
12/29	Army (CMC-HCC)	W, 81-60
12/30	W. Kentucky (CMC-HCC)	W, 84-58
1/3	at Rhode Island	W, 74-69
1/5	Syracuse +	W, 78-59
1/8	Holy Cross	W, 66-57
1/10	Seton Hall	W, 57-47

1/12	at New Hampshire	W, 61-58
1/14	at Boston College	L, 57-58
1/17	St. John's (HCC)	W, 69-68
1/21	at Villanova	L, 59-63
1/24	Georgetown	W, 75-73 ot
1/27	Massachusetts	W, 98-64
1/29	Rhode Island (HCC)	L, 75-78
1/31	at Manhattan	W, 75-58
2/4	at Providence	W, 79-70
2/7	Boston College	L, 71-76
2/11	at St. John's	L, 65-72
2/14	at Syracuse	W, 65-63
2/17	at Seton Hall	W, 77-70
2/21	Providence +	W, 71-57
2/23	Villanova	L, 73-74
2/28	at Georgetown	L, 58-60
3/5	vs. Villanova *	L, 54-65
3/12	at South Florida **	W, 65-55
3/16	Minnesota ** (HCC)	L, 66-84

CMC Connecticut Mutual Classic, Hartford CC, Hartford, CT

+ New Haven Coliseum, New Haven, CT

*BIG EAST Tournament at Syracuse, NY

**National Invitation Tournament

1979-80

Head Coach: Dom Perno

20-9, 3-3 in the BIG EAST

14-3 home, 4-5 away, 2-1 neutral
 National Invitation Tournament

12/1	Yale	W, 83-75
12/4	New Hampshire	W, 71-62
12/7	vs. Richmond #	W, 81-79
12/8	at Utah* #	W, 66-73
12/11	Fairfield +	W, 66-57
12/14	at Rhode Island	L, 63-74
12/22	Seton Hall	W, 89-73
12/28	Ohio U. (CMC)	W, 95-76
12/29	Pittsburgh (CMC)	L, 72-77
1/3	at New Hampshire	L, 59-67
1/5	at St. John's	L, 73-83
1/10	Boston College	W, 83-71
1/12	at Massachusetts	W, 72-51
1/16	Fordham	W, 66-53
1/19	McNeese St.	W, 73-69
1/23	Providence +	W, 74-63
1/26	at Syracuse	L, 89-99
1/30	Manhattan +	W, 89-66
2/2	at Georgetown	L, 64-84
2/6	Massachusetts	W, 73-55
2/9	Rhode Island (HCC)	L, 65-68
2/13	Boston University	W, 72-65
2/16	Central Connecticut	W, 66-58
2/18	Vermont	W, 89-62
2/20	at Holy Cross	W, 88-70
2/23	at Maine	W, 87-67
2/28	vs. Boston College **	W, 79-68
2/29	vs. Syracuse **	L, 61-92
3/5	St. Peter's ***	L, 56-71

*Utah forfeited game, ineligible player

Utah Classic, Salt Lake City, UT

+ New Haven Coliseum, New Haven, CT

CMC Conn. Mutual Classic, New Haven Coliseum, New Haven, CT

**Big East Tournament, Providence CC, Providence, RI

***National Invitation Tournament

1978-79

Head Coach: Dom Perno

21-8

12-1 home, 5-5 away, 4-2 neutral

NCAA Tournament

ECAC Tournament Champions

11/24	vs. Long Island #	W, 84-69
11/25	at Davidson #	L, 81-84
12/2	at Yale	L, 78-94
12/6	Fairfield	W, 68-67
12/9	Boston University	W, 92-84
12/13	at Massachusetts	W, 65-62
12/23	Maine	W, 97-79
12/29	Tulsa (CMC)	W, 89-68
12/30	East Carolina (CMC)	W, 80-68
1/3	at New Hampshire	W, 72-67
1/9	Rutgers	W, 69-67 ot
1/11	at Boston University	W, 63-62 ot
1/13	Syracuse +	L, 60-74
1/17	at Boston College	L, 80-90
1/20	at Providence	L, 63-64
1/26	vs. Holy Cross ##	W, 109-102 ot
1/27	vs. Boston College ##	L, 77-78
1/31	Manhattan +	W, 77-64
2/3	New Hampshire	W, 81-64
2/6	Harvard	W, 84-70
2/8	at Fordham	W, 93-80
2/10	Massachusetts	W, 79-59
2/13	at Rhode Island	L, 71-84
2/17	at Vermont	W, 79-62
2/21	St. Peter's	W, 80-70
2/24	Rhode Island +	W, 80-75 ot
3/1	vs. Boston College**	W, 91-74
3/3	vs. Rhode Island**	W, 58-50
3/10	vs. Syracuse***	L, 81-89

#Charlotte Invitational Tournament, Charlotte, NC

CMC Connecticut Mutual Classic, New Haven Coliseum, New Haven, CT

+ New Haven Coliseum, New Haven, CT

Colonial Classic, Boston Garden, Boston, MA

**ECAC Tournament, Providence CC, Providence, RI

***NCAA Tournament, Providence CC, Providence, RI

1977-78

Head Coach: Dom Perno

11-15

9-5 home, 2-8 away, 0-2 neutral

11/26	Fordham (HCC)	W, 73-62
11/30	at Syracuse	L, 61-101
12/3	Yale	W, 73-57
12/6	New Hampshire	W, 82-68
12/10	at Boston University	L, 61-66
12/14	at Massachusetts	L, 64-74
12/28	Niagara #	L, 72-96
12/29	Manhattan #	W, 75-68
1/3	Colgate	W, 76-57
1/6	St. Francis	L, 81-84
1/7	at New Hampshire	W, 60-50
1/10	at Rhode Island	L, 68-78
1/14	at Harvard	W, 73-72
1/17	Massachusetts (HCC)	W, 56-49
1/21	Providence +	L, 47-57
1/25	Boston University	W, 80-63
1/27	vs. Holy Cross ##	L, 63-78
1/28	vs. Boston College ##	L, 72-101
2/4	at Rutgers	L, 70-78
2/9	at St. Peter's	L, 71-95
2/11	Rhode Island	L, 61-70
2/15	at Maine	L, 73-79
2/18	Vermont	W, 59-48
2/22	Boston College	L, 74-76
2/25	Manhattan	W, 57-54
2/28	at Fairfield	L, 57-63

UConn Classic, Hartford Civic Center, Hartford, CT
 + New Haven Coliseum, New Haven, CT

Colonial Classic, Boston Garden, Boston, MA

1976-77

Head Coach: Dee Rowe

17-10

12-4 home, 4-4 away, 1-2 neutral

12/1	Boston University	W, 73-69 ot
12/4	at Yale	W, 56-50
12/7	at Columbia	L, 71-72
12/11	George Washington	W, 72-70
12/14	vs. Duke #	L, 59-64 ot
12/16	at New Hampshire	W, 65-51
12/28	Colgate +	W, 73-66 ot
12/29	Illinois State +	L, 77-88
1/4	Maine	W, 79-63
1/6	St. Peter's	W, 52-50
1/8	Rutgers (HCC)	L, 77-84 ot
1/11	at Providence	L, 71-86
1/13	Massachusetts (HCC)	L, 80-81
1/15	Harvard	W, 68-64
1/18	New Hampshire	W, 76-56
1/21	Rhode Island (HCC)	W, 67-65
1/24	at Boston University	W, 67-65
1/27	at Boston College	W, 83-66
1/29	at Massachusetts	L, 64-65
2/10	at Manhattan	L, 69-72 ot
2/12	Vermont	W, 70-64
2/16	Holy Cross	W, 89-85
2/19	at Vermont	L, 77-85
2/26	at Rhode Island	W, 90-89
3/1	Fairfield	W, 87-75
3/3	vs. Holy Cross*	L, 77-89
3/5	vs. Fairfield*	W, 72-66

Madison Square Garden, New York, NY

+ UConn Classic, Hartford Civic Center, Hartford, CT

*ECAC Tournament, Hartford Civic Center, Hartford, CT

1975-76

Head Coach: Dee Rowe

19-10

8-4 home, 7-4 away, 4-2 neutral

NCAA Tournament Sweet 16

ECAC Tournament Champions

11/28	vs. Manhattan #	L, 83-99
11/29	vs. Colgate #	W, 66-52
12/3	Canisius	W, 83-69
12/6	Yale	W, 71-59
12/9	Boston University	W, 95-78
12/13	at Rutgers	L, 83-96
1/2	Boston College (HCC)	L, 83-94
1/6	Vermont	L, 85-86 ot
1/9	Columbia ##	W, 98-69
1/10	American ##	W, 83-70
1/13	at George Washington	L, 92-106
1/17	at Maine	W, 83-69
1/21	Manhattan	W, 84-66
1/24	at Rhode Island	L, 60-63
1/28	at Holy Cross	W, 73-69
1/31	at Massachusetts	W, 72-66
2/4	Boston University	W, 78-70
2/7	Massachusetts	L, 73-86
2/12	vs. Lafayette +	W, 86-79
2/14	at Vermont	W, 78-71
2/19	Maine	L, 63-64
2/21	at New Hampshire	L, 82-85 ot
2/26	New Hampshire	W, 99-54
2/28	Rhode Island	W, 76-66
3/2	at Fairfield	W, 72-70
3/4	vs. Massachusetts*	W, 73-69
3/6	vs. Providence*	W, 87-73

ALL-TIME RESULTS

3/13 vs. Hofstra** W, 80-78 ot
 3/18 vs. Rutgers*** L, 79-93
 # Lapchick Memorial Classic, Jamaica, NY
 ## UConn Classic, Field House, Storrs, CT
 + Madison Square Garden, New York, NY
 *ECAC Tournament
 **NCAA Tourn. First Round, Providence CC, Providence, RI
 ***NCAA Tourn. Second Round, Greensboro Coliseum, Greensboro, NC

1974-75

Head Coach: Dee Rowe
 18-10

11-2 home, 6-3 away, 1-5 neutral
 National Invitation Tournament

11/30 at Yale W, 88-73
 12/3 California State-Fullerton W, 78-63
 12/6 vs. Mississippi St. # L, 87-89
 12/7 vs. Portland # W, 69-64
 12/10 Vermont W, 90-84
 12/14 Rhode Island W, 85-68
 1/4 at New Hampshire L, 56-57
 1/10 Eastern Michigan ## W, 76-60
 1/11 East Carolina ## W, 79-77
 1/15 New Hampshire W, 73-67
 1/18 at Colgate W, 80-65
 1/22 Long Island W, 85-83
 1/25 at Vermont L, 69-70
 1/28 Fairfield W, 87-78
 2/? at Maine W, 100-90 ot
 2/5 Boston University W, 106-85
 2/8 at Massachusetts W, 80-76 ot
 2/11 Rutgers W, 90-89
 2/13 vs. Manhattan + L, 69-77
 2/15 Massachusetts L, 75-76
 2/19 at Boston University W, 94-79
 2/22 Maine W, 80-71
 2/25 at Boston College L, 67-68
 3/1 at Rhode Island W, 73-71
 3/4 Holy Cross L, 69-81
 3/6 vs. Boston College* L, 58-68
 3/8 vs. Providence* L, 83-108
 3/16 vs. South Carolina** L, 61-71
 # Show-Me Classic, Univ. of Missouri, Columbia, MO
 ## UConn Classic, Field House, Storrs, CT
 + Madison Square Garden, New York, NY
 *ECAC Tournament
 **National Invitation Tournament, Madison Square Garden, New York, NY

1973-74

Head Coach: Dee Rowe
 19-8

10-2 home, 7-4 away, 2-2 neutral
 National Invitation Tournament Quarterfinals

12/1 Yale W, 102-88
 12/5 Holy Cross L, 85-91
 12/8 at Harvard W, 80-52
 12/11 at Massachusetts L, 72-79
 12/15 Manhattan (OT) W, 76-72 ot
 12/28 vs. Pittsburgh # L, 63-83
 12/29 vs. Virginia Military Institute #W, 80-78
 1/3 New Hampshire L, 70-76
 1/7 Colgate W, 66-58
 1/10 at Syracuse W, 61-60
 1/12 Vermont W, 69-56
 1/16 Columbia W, 63-56
 1/19 at Maine W, 79-69
 1/22 at Boston University W, 91-78
 1/26 at Vermont W, 67-60
 1/30 at Holy Cross W, 71-68
 2/2 Maine W, 93-71

2/5 at Rhode Island L, 70-80 3ot
 2/9 Massachusetts W, 79-76 ot
 2/13 at New Hampshire W, 72-62
 2/16 at Georgetown L, 66-67
 2/19 at Rutgers L, 82-89
 2/23 Rhode Island W, 72-55
 2/26 Boston College W, 77-69
 3/2 Boston University W, 94-71
 3/17 vs. St. John's* W, 82-70
 3/21 vs. Boston College* L, 75-76
 # Razorback Invitational, Little Rock, AR
 *National Invitation Tournament, Madison Square Garden, New York, NY

1972-73
 Head Coach: Dee Rowe
 15-10

8-4 home, 7-6 away

12/2 at Yale W, 92-71
 12/6 Holy Cross L, 90-96
 12/9 Rutgers L, 72-86
 12/12 Massachusetts W, 71-68
 12/16 at Columbia W, 71-62
 12/22 Harvard # L, 70-80
 12/23 Syracuse # W, 73-104
 1/3 at New Hampshire W, 60-59
 1/6 at Florida State L, 55-91
 1/9 at Florida Southern L, 85-93
 1/11 at South Florida W, 84-67
 1/13 Georgetown W, 78-64
 1/20 Rhode Island W, 74-72
 1/24 Dartmouth W, 97-78
 1/27 at Vermont W, 104-74
 2/3 Maine W, 98-81
 2/7 at Boston University L, 99-107
 2/10 at Massachusetts L, 67-83
 2/13 New Hampshire W, 81-69
 2/15 Vermont W, 88-46
 2/17 at Maine L, 105-110 ot
 2/22 at Manhattan L, 87-97
 2/24 at Rhode Island W, 91-77
 2/27 at Boston College W, 66-65
 3/3 Boston University W, 66-53
 # Connecticut Classic, Field House, Storrs, CT

1971-72
 Head Coach: Dee Rowe
 8-17

6-8 home, 2-8 away, 0-1 neutral

12/1 at Dartmouth L, 89-107
 12/4 Yale W, 66-64
 12/8 Fairfield L, 69-76
 12/11 Vermont W, 98-61
 12/14 at Massachusetts L, 67-69
 12/18 at Holy Cross L, 77-96
 12/21 Columbia W, 68-62
 12/29 at Oral Roberts # L, 88-106
 12/30 vs. East Carolina # L, 64-74
 1/5 Colgate L, 80-86
 1/8 at Rhode Island L, 52-57
 1/12 Hawaii L, 71-77
 1/15 Maine W, 72-69 ot
 1/25 Boston University L, 67-70
 1/29 at Vermont W, 63-52
 2/3 Georgetown W, 89-81
 2/5 at Maine L, 51-52
 2/8 at New Hampshire W, 77-65
 2/12 Massachusetts W, 58-56
 2/16 New Hampshire L, 65-73
 2/19 at Syracuse L, 69-98
 2/22 at Rutgers L, 86-89
 2/26 Rhode Island L, 78-89

2/29 Boston College L, 39-41 ot
 3/4 Manhattan L, 71-83
 # Oral Roberts Classic, Tulsa, OK

1970-71
 Head Coach: Dee Rowe
 10-14

6-5 home, 3-8 away, 1-1 neutral

12/5 at Yale L, 80-94
 12/9 at New Hampshire W, 74-71
 12/12 Boston University W, 64-62
 12/15 Massachusetts L, 68-74
 12/18 vs. Oklahoma State # L, 64-80
 12/19 vs. Yale # W, 84-76
 1/7 New Hampshire W, 82-79
 1/9 Rhode Island L, 67-75
 1/12 at Boston College L, 69-71
 1/16 Vermont W, 107-82
 1/27 at Fairfield L, 72-88
 1/30 at Maine L, 99-112
 2/2 Dartmouth L, 62-69
 2/4 at Georgetown L, 75-98
 2/6 Maine W, 88-54
 2/8 Florida Southern W, 82-74
 2/10 at Colgate W, 94-76
 2/13 at Massachusetts L, 67-89
 2/15 Holy Cross L, 78-103
 2/17 at Vermont W, 100-80
 2/20 Syracuse L, 76-97
 2/23 Rutgers W, 70-66
 2/25 at Manhattan L, 83-86
 2/27 at Rhode Island L, 78-96
 # Bayou Classic, Lafayette, LA

1969-70
 Head Coach: Dee Rowe
 14-9

7-3 home, 7-4 away, 0-2 neutral
 Yankee Conference Champion

12/3 Fairfield W, 65-64
 12/6 Yale W, 91-77
 12/10 New Hampshire W, 81-61
 12/13 Boston College W, 77-72
 12/16 at Massachusetts W, 88-71
 12/20 at Holy Cross L, 104-122
 12/23 Manhattan L, 62-75
 12/27 vs. Villanova # L, 71-89
 12/29 vs. Wake Forest # L, 77-103
 1/5 at Maine W, 83-75
 1/10 at Rhode Island W, 77-74 ot
 1/22 at Vermont W, 85-79
 1/24 at Dartmouth L, 83-88
 1/26 at Boston University W, 90-81 ot
 1/31 Vermont L, 63-69
 2/3 at Fordham W, 66-64
 2/7 Maine W, 99-74
 2/11 at Syracuse L, 80-101
 2/14 Massachusetts L, 65-71
 2/18 at New Hampshire W, 80-69
 2/21 Colgate W, 96-82
 2/24 at Rutgers L, 84-90 ot
 2/28 Rhode Island W, 35-32
 # Quaker City Tournament, Spectrum, Philadelphia, PA

1968-69
 Head Coach: Burr Carlson
 5-19

11/30 at Yale L, 70-89
 12/7 at Boston College L, 75-105
 12/11 at New Hampshire L, 78-97
 12/14 Fordham L, 55-66

12/17 Massachusetts L, 66-80
 12/21 Holy Cross L, 63-67
 12/28 at San Jose L, 83-96
 12/30 at UC Santa Barbara L, 70-84
 1/1 at Utah L, 85-105
 1/4 Dartmouth L, 62-74
 1/8 Syracuse W, 103-84
 1/11 Rhode Island W, 102-92
 1/23 at Vermont L, 87-99
 1/25 Manhattan L, 78-93
 2/1 Vermont W, 96-78
 2/4 at Seton Hall L, 79-81
 2/8 at Maine L, 88-116
 2/11 Boston University W, 74-72
 2/15 at Massachusetts L, 70-85
 2/17 Maine L, 70-84
 2/19 New Hampshire W, 88-84
 2/22 at Long Island University L, 46-86
 2/25 Rutgers L, 79-81
 3/1 at Rhode Island L, 72-92

1967-68
 Head Coach: Burr Carlson
 11-13

7-5 home, 4-7 away, 0-1 neutral

12/2 Yale W, 70-62
 12/5 at Boston University L, 72-79
 12/9 Boston College L, 60-76
 12/13 at St. Francis (NY) L, 62-82
 12/16 at Fordham L, 48-57
 12/28 William & Mary # W, 51-49
 12/29 Texas Christian # L, 65-72
 1/3 at Holy Cross L, 77-83
 1/6 at Maine W, 81-79
 1/10 New Hampshire W, 96-70
 1/13 at Rhode Island L, 65-78
 1/25 at Vermont W, 87-59
 1/27 at Syracuse W, 89-84
 1/31 at Massachusetts L, 63-65
 2/3 Vermont W, 82-62
 2/10 Maine W, 93-69
 2/13 at Rutgers L, 66-71
 2/17 Massachusetts L, 44-56
 2/20 at New Hampshire W, 94-68
 2/22 Holy Cross L, 85-86 ot
 2/24 Long Island University L, 47-64
 2/26 Seton Hall W, 71-66
 2/29 vs. Manhattan + L, 69-83
 3/2 Rhode Island W, 62-58
 # Basketball Classic, Field House, Storrs, CT
 + Madison Square Garden, New York, NY

1966-67
 Head Coach: Fred A. Shabel
 17-7

13-2 home, 4-4 away, 0-1 neutral
 NCAA Tournament

Yankee Conference Champion
 12/1 American International W, 81-58
 12/3 at Yale L, 57-65
 12/7 at New Hampshire W, 77-56
 12/10 at Boston College L, 69-87
 12/14 St. Francis (NY) W, 81-65
 12/17 East Carolina W, 89-60
 12/28 George Washington # W, 89-69
 12/30 Virginia # W, 100-79
 1/4 Holy Cross L, 69-74 ot
 1/7 at Vermont W, 58-49
 1/14 Rhode Island W, 80-78
 1/16 Vermont W, 99-70
 1/21 Fordham W, 67-66
 2/1 Massachusetts W, 66-59

ALL-TIME RESULTS

2/4	Maine	W, 109-65
2/6	Syracuse	L, 79-90
2/11	Boston University	W, 113-64
2/13	at Maine	W, 114-88
2/18	at Massachusetts	W, 60-59
2/21	New Hampshire	W, 114-75
2/23	Rutgers	W, 84-77
2/25	at Rhode Island	L, 86-87
3/1	at Holy Cross	L, 61-70
3/11	vs. Boston College*	L, 42-48

Basketball Classic, Field House, Storrs, CT
*NCAA Tournament, Kingston, RI

1965-66

Head Coach: Fred A. Shabel
16-8

8-3 home, 8-5 away

Yankee Conference Co-Champion

12/1	at American International	W, 89-72
12/4	Yale	W, 95-73
12/7	Manhattan	W, 76-55
12/11	Boston College	L, 74-90
12/13	at Maine	W, 84-69
12/18	at Syracuse	L, 62-87
12/21	at Fordham	L, 62-72
12/28	at Baylor	W, 96-88
12/30	at Southern Methodist	L, 66-80
1/5	Holy Cross	L, 72-73
1/12	New Hampshire	W, 119-74
1/15	at Rhode Island	L, 68-82
1/28	Colgate	W, 97-74
1/29	Vermont	W, 96-64
2/2	at Massachusetts	W, 90-60
2/5	Maine	W, 114-58
2/8	at Boston University	W, 62-43
2/12	at Holy Cross	L, 70-73
2/15	at New Hampshire	W, 113-62
2/19	Massachusetts	W, 91-64
2/23	at Rutgers	W, 96-84
2/26	at Vermont	W, 92-70
3/1	Rhode Island	W, 96-74
3/4	Rhode Island #	L, 62-67

Yankee Conference Play-off Game

1964-65

Head Coach: Fred A. Shabel
23-3

12-1 home, 10-0 away, 1-2 neutral
NCAA Tournament

Yankee Conference Champion

12/1	American International	W, 98-67
12/5	at Yale	W, 68-47
12/9	Harvard	W, 78-63
12/12	at Boston College	W, 85-81 ot
12/15	Massachusetts	W, 77-67
12/17	at Maine	W, 89-62
12/19	Fordham	W, 70-67
12/31	vs. Cornell #	W, 75-63
1/2	vs. Virginia #	L, 63-68
1/5	Holy Cross	L, 62-77
1/9	Vermont	W, 111-66
1/12	at New Hampshire	W, 82-62
1/16	Rhode Island	W, 78-68
1/27	Temple	W, 71-60
1/30	at Vermont	W, 107-60
2/3	Rutgers	W, 103-73
2/6	Maine	W, 95-59
2/9	at Massachusetts	W, 70-63
2/13	at Holy Cross	W, 87-76
2/16	Boston University	W, 89-78
2/20	American University	W, 115-60
2/24	at Manhattan	W, 80-75 ot
2/27	New Hampshire	W, 109-61

3/3	at Colgate	W, 101-66
3/6	at Rhode Island	W, 88-73
3/8	vs. St. Joseph's**	L, 61-67

#Queen City Tournament, Buffalo, NY
**NCAA Tournament, Philadelphia, PA

1963-64

Head Coach: Fred A. Shabel
16-11

9-3 home, 6-6 away, 2-1 neutral
NCAA Tournament Elite Eight

Yankee Conference Co-Champion

12/4	American International	W, 95-49
12/7	Yale	L, 60-64
12/10	at Massachusetts	L, 59-60
12/14	Boston College	W, 108-81
12/18	at Fordham	W, 59-51
12/21	at Canisius	L, 56-84
1/4	Manhattan	W, 73-57
1/9	at Boston University	L, 53-55
1/11	New Hampshire	W, 73-60
1/13	Maine	W, 71-58
1/18	Rhode Island	W, 43-41
1/29	at Temple	L, 45-53
2/1	at Vermont	W, 79-46
2/5	at Rutgers	L, 67-68
2/8	at Maine	W, 80-53
2/11	Massachusetts	W, 72-50
2/14	Vermont	W, 90-64
2/15	Holy Cross	L, 57-62
2/19	at Holy Cross	L, 56-60
2/22	Colgate	W, 100-62
2/25	at New Hampshire	W, 58-55
2/29	at Rhode Island	L, 53-54
3/4	at Rhode Island #	W, 61-60
3/6	Syracuse	L, 49-58
3/9	vs. Temple**	W, 53-48
3/14	vs. Princeton***	W, 52-50
3/16	vs. Duke***	L, 54-101

Yankee Conference Play-off Game
**NCAA Tournament First Round, Philadelphia, PA
***NCAA Tournament Second Round & Final 8, Raleigh, NC

1962-63

Head Coach: Hugh S. Greer (7-3),
George Wigton (11-4)

18-7
10-2 home, 8-4 away, 0-1 neutral
NCAA Tournament

Yankee Conference Champion

12/1	at Yale	W, 61-49
12/8	at Boston College	W, 63- 53
12/12	Massachusetts	W, 85-61
12/15	Fordham	L, 66-75
12/17	American University	W, 64-58
12/18	at Loyola (New Orleans)	L, 49-51
1/5	at Holy Cross	L, 50-74
1/8	at New Hampshire	W, 86-58
1/11	Vermont	W, 88-67
1/12	Maine	W, 92-64
1/24	Canisius	L, 65-74
1/29	Boston University	W, 90-76
2/2	at Vermont	W, 95-62
2/6	American International	W, 93-57
2/9	at Maine	W, 89-61
2/12	at Massachusetts	W, 79-66
2/16	Holy Cross	W, 85-75
2/19	at Rhode Island	L, 62-65
2/21	at Manhattan	W, 68-64
2/23	Rutgers	W, 88-63
2/26	New Hampshire	W, 102-72
3/2	Rhode Island	W, 88-73

3/7	at Syracuse	W, 92-74
3/9	at Colgate	L, 67-69
3/11	vs. West Virginia*	L, 71-77

*NCAA Tournament, Philadelphia, PA

1961-62

Head Coach: Hugh S. Greer
16-8

12-3 home, 4-5 away

12/2	Yale	W, 82-64
12/6	at Harvard	W, 79-68
12/9	Boston College	W, 78-71
12/12	at Massachusetts	W, 76-65
12/16	at Fordham	L, 68-85
12/18	Brown	W, 67-61
1/2	Maine	L, 68-73
1/6	Holy Cross	L, 70-79
1/9	at Rhode Island	L, 63-70
1/11	New Hampshire	W, 104-56
1/13	Manhattan	W, 69-68
1/27	at Vermont	W, 67-63
1/29	Loyola (New Orleans)	W, 84-74
2/3	at Boston University	W, 82-63
2/6	American International	W, 78-51
2/10	Vermont	W, 91-57
2/13	Massachusetts	W, 72-56
2/17	at Holy Cross	L, 64-103
2/20	at Maine	L, 68-70
2/23	at Rutgers	L, 62-93
2/27	New Hampshire	W, 85-72
3/3	Rhode Island	W, 89-83
3/5	Syracuse	L, 67-72
3/9	Colgate	W, 94-78

1960-61

Head Coach: Hugh S. Greer
11-13

8-2 home, 3-9 away, 0-2 neutral

12/1	American International	W, 78-56
12/3	at Yale	L, 55-63
12/9	at Boston College	L, 96-110
12/13	Massachusetts	W, 72-70
12/15	at Vermont	W, 84-73
12/17	Fordham	W, 74-71
12/20	Brown	W, 85-71
12/31	vs. Drake #	L, 81-90
1/2	vs. Princeton #	L, 76-88
1/4	Rutgers	W, 95-74
1/7	at Holy Cross	L, 85-103
1/10	at Boston University	L, 73-77
1/12	at New Hampshire	W, 79-77
1/14	Rhode Island	W, 74-68
1/28	Vermont	W, 81-61
1/31	at Maine	L, 55-74
2/2	at Manhattan	W, 73-71
2/8	New Hampshire	L, 84-91
2/11	Maine	W, 73-60
2/14	at Massachusetts	L, 54-71
2/18	Holy Cross	L, 89-98
2/25	at Georgetown	L, 80-99
3/1	at Colgate	L, 71-83
3/4	at Rhode Island	L, 61-73

Queen City Invitational, Buffalo, NY

1959-60

Head Coach: Hugh S. Greer
17-9

12-2 home, 5-6 away, 0-1 neutral
NCAA Tournament

Yankee Conference Champion

12/1	American International	W, 82-52
12/5	Yale	W, 66-65
12/9	at New Hampshire	W, 75-51

12/12	Boston College	W, 84-67
12/15	at Massachusetts	L, 60-62
12/19	at Rutgers	W, 74-62
12/22	Santa Clara	L, 47-54
1/2	at Fordham	W, 80-66
1/5	New Hampshire	W, 75-52
1/9	Holy Cross	L, 49-52
1/13	Boston University	W, 78-60
1/16	at Niagara	L, 79-112
1/30	Manhattan	W, 64-56
2/2	at Syracuse	L, 64-65
2/4	at Vermont	W, 71-65
2/6	at Maine	L, 74-75
2/9	at Rhode Island	W, 66-62
2/12	Maine	W, 91-79
2/13	at Temple	L, 67-69
2/16	Massachusetts	W, 71-49
2/20	at Holy Cross	L, 66-98
2/23	Canisius	W, 96-66
2/27	Vermont	W, 84-73
3/3	Colgate	W, 93-67
3/5	Rhode Island	W, 95-79
3/8	vs. New York University*	L, 59-78

*NCAA Tournament, New York, NY

1958-59

Head Coach: Hugh S. Greer
17-7

9-3 home, 7-3 away, 1-1 neutral
NCAA Tournament

Yankee Conference Champion

12/3	American International	W, 76-63
12/6	at Yale	W, 60-52
12/9	New Hampshire	W, 77-46
12/13	at Boston College	L, 55-81
12/15	Massachusetts	W, 71-67
12/17	at Colgate	W, 72-57
12/20	vs. Manhattan +	W, 59-57
12/22	Georgetown	W, 76-68
12/27	Temple	W, 64-46
1/3	Fordham	W, 74-63
1/6	Maine	W, 73-58
1/10	Holy Cross	L, 50-74
1/13	at New Hampshire	W, 65-51
1/17	at Vermont	W, 82-69
1/31	Maine	W, 72-61
2/7	Vermont	L, 60-61
2/10	at Boston University	L, 55-67
2/14	Rhode Island	W, 70-64
2/16	at Massachusetts	L, 79-80 ot
2/18	Syracuse	L, 64-72
2/21	at Holy Cross	W, 71-69
3/4	at Rhode Island	W, 87-63
3/7	at Rutgers	W, 80-55
3/10	vs. Boston University**	L, 58-60

+ Madison Square Garden, New York, NY
**NCAA Tournament, New York, NY

1957-58

Head Coach: Hugh S. Greer
17-10

11-6 home, 4-2 away, 2-2 neutral
NCAA Tournament

Yankee Conference Champion

12/2	American International	W, 84-55
12/4	at Massachusetts	W, 99-57
12/7	Yale	L, 74-79
12/9	at New Hampshire	W, 90-50
12/11	Rutgers	W, 73-63
12/14	Boston College	L, 68-82
12/18	Colgate	W, 82-61
12/26	vs. Seattle*	L, 83-87
12/28	vs. New York University*	W, 74-68

ALL-TIME RESULTS

12/30	vs. Pittsburgh*	W, 68-60
1/4	Manhattan	L, 57-62
1/11	Holy Cross	W, 77-68
1/14	New Hampshire	W, 81-69
1/18	Vermont	W, 99-85
1/30	Maine	W, 84-62
2/1	at Fordham	L, 70-86
2/4	Pittsburgh	L, 62-77
2/6	at Vermont	W, 107-95
2/8	at Maine	W, 103-62
2/10	Boston University	W, 77-71
2/12	at Northeastern	W, 87-59
2/15	at Rhode Island	W, 102-57
2/18	Massachusetts	W, 86-72
2/25	at Holy Cross	L, 89-92
3/1	Rhode Island	L, 81-85
3/8	at Syracuse	L, 70-75
3/11	vs. Dartmouth**	L, 64-75

*ECAC Holiday Festival, Madison Square Garden, New York, N.Y.

**NCAA Tournament, Madison Square Garden, New York, N.Y.

1956-57

Head Coach: Hugh S. Greer
17-8

7-5 home, 8-2 away, 2-1 neutral
NCAA Tournament

Yankee Conference Champion

12/1	Colby	W, 103-89
12/3	New Hampshire	W, 98-50
12/6	at Yale	W, 77-66
12/11	at Rutgers	W, 88-75
12/15	Boston College	L, 81-87
12/22	at Manhattan	L, 86-100
12/27	at Miami (Fla.)*	W, 74-70
12/28	vs. Stanford*	W, 57-56
12/29	vs. Pittsburgh *	W, 64-50 ot
1/2	Dartmouth	L, 67-70 ot
1/5	Yale	L, 64-66
1/7	Syracuse	L, 78-79
1/12	Holy Cross	W, 97-72
1/15	at New Hampshire	W, 94-54
1/26	at Colgate	L, 86-96
1/30	at Maine	W, 124-92
2/2	Fordham	L, 67-68
2/5	at Massachusetts	W, 97-71
2/9	Maine	W, 118-81
2/16	Rhode Island	W, 88-79
2/19	Massachusetts	W, 90-77
2/23	American International	W, 118-88
2/26	at Holy Cross	W, 97-80
3/2	at Rhode Island	W, 94-93
3/12	vs. Syracuse**	L, 76-82

*Orange Bowl Tournament, Miami, Florida

**NCAA Tournament, New York, NY

1955-56

Head Coach: Hugh S. Greer
17-11

8-4 home, 6-5 away, 3-2 neutral
NCAA Tournament Sweet 16

Yankee Conference Champion

12/1	American International	W, 91-76
12/5	New Hampshire	W, 88-63
12/7	Yale	L, 87-92
12/16	at St. Joseph's (PA)	W, 71-66
12/19	Manhattan	L, 82-85
12/22	at New York University	W, 90-82
12/28	vs. Brown*	W, 72-66
12/29	vs. Massachusetts*	W, 73-69
12/30	at Colby*	W, 79-71
1/4	Holy Cross	L, 68-85

1/7	at Rhode Island	W, 88-86
1/14	Boston College	W, 88-57
1/17	at New Hampshire	W, 93-56
1/27	at Syracuse	L, 82-102
1/28	at Colgate	W, 82-80
2/1	at Fordham	L, 72-82
2/4	Niagara	L, 81-84
2/6	at Maine	W, 94-68
2/7	Rutgers	W, 105-85
2/10	Maine	W, 109-96
2/11	at Colby	L, 93-98
2/16	Northeastern	W, 80-74
2/18	Rhode Island	W, 92-90
2/21	at Massachusetts	L, 85-87
2/27	at Holy Cross	L, 81-103
3/13	vs. Manhattan**	W, 84-75
3/16	vs. Temple**	L, 59-65
3/17	vs. Dartmouth**	L, 64-85

*New England Tournament, Waterville, ME

**NCAA Tournament First Round, New York, NY

**NCAA Tournament Second Round & Consolation Round, Philadelphia, PA

1954-55

Head Coach: Hugh S. Greer
20-5

10-2 home, 10-2 away, 0-1 neutral
National Invitation Tournament

Yankee Conference Champion

12/1	Rhode Island	W, 116-77
12/3	St. Joseph's (PA)	W, 79-78
12/8	at Yale	W, 83-57
12/13	at Boston College	W, 117-74
12/17	American International	W, 103-78
12/21	at Manhattan	W, 90-79
12/27	Harvard*	W, 98-60
12/28	Brown*	W, 91-68
12/29	Dartmouth*	L, 65-66
1/5	New Hampshire	W, 102-84
1/6	Maine	W, 99-58
1/8	Rhode Island	W, 92-83
1/11	Boston University	W, 84-75
1/15	Boston College	W, 95-76
1/29	at Northeastern	W, 72-44
2/2	Fordham	L, 65-70
2/5	Colgate	W, 93-85
2/8	at Dartmouth	L, 54-69
2/11	at New Hampshire	W, 103-85
2/12	at Maine	W, 116-73
2/16	at Rutgers	W, 91-78
2/19	at Rhode Island	W, 90-72
2/22	Massachusetts	W, 93-75
2/26	Holy Cross	L, 58-60
3/12	St. Louis**	L, 103-110

*New England Tournament, Storrs, CT

**National Invitation Tournament, New York, NY

1953-54

Head Coach: Hugh S. Greer
23-3

11-0 home, 10-2 away, 2-1 neutral
NCAA Tournament

Yankee Conference Champion

12/1	at Rhode Island	W, 90-81
12/3	American International	W, 77-49
12/5	Yale	W, 56-52
12/8	at Colby	W, 79-65
12/12	at Bucknell	W, 80-64
12/19	St. Joseph's (PA)	W, 85-77
12/28	vs. Brown*	W, 87-63
12/29	vs. Springfield*	W, 80-67
12/30	at Dartmouth*	W, 70-58

1/5	Maine	W, 108-60
1/6	New Hampshire	W, 104-48
1/9	Rhode Island	W, 78-54
1/12	at Boston University	W, 62-55
1/16	Boston College	W, 106-81
2/3	at Fordham	L, 63-70
2/6	at Colgate	L, 68-74
2/9	at Wagner	W, 71-61
2/12	at New Hampshire	W, 107-68
2/13	at Maine	W, 102-61
2/16	Rutgers	W, 91-78
2/20	Rhode Island	W, 79-74
2/25	at Massachusetts	W, 75-66
2/27	at Holy Cross	W, 78-77
3/1	Tufts	W, 91-69
3/3	Columbia	W, 80-64
3/8	vs. Navy**	L, 80-85

*New England Tournament, Hanover, NH

**NCAA Tournament, Buffalo, NY

1952-53

Head Coach: Hugh S. Greer
17-4

11-1 home, 6-3 away

Yankee Conference Champion

12/3	American International	W, 73-55
12/6	Rensselaer Polytech	W, 78-48
12/9	at Yale	W, 76-68
12/13	Boston College	W, 70-51
12/16	at Brown	W, 81-62
12/20	Villanova	W, 75-71
12/30	at Rutgers	W, 82-73
1/3	Maine	W, 87-66
1/7	Holy Cross	L, 67-71
1/10	Rhode Island	W, 80-74
1/14	at Columbia	L, 59-71
1/16	Colgate	W, 65-64
2/7	at St. Joseph's (PA)	L, 69-78
2/9	Wagner	W, 64-61
2/13	at New Hampshire	W, 82-59
2/14	at Maine	W, 76-66
2/18	Brown	W, 91-59
2/21	at Rhode Island	L, 80-82
2/26	Massachusetts	W, 89-51
2/28	Boston University	W, 105-73
3/2	at Tufts	W, 115-74

1951-52

Head Coach: Hugh S. Greer
20-7

12-2 home, 8-5 away

Yankee Conference Champion

11/29	American International	W, 75-55
12/1	St. Francis (NY)	L, 69-77
12/5	Tufts	W, 78-52
12/8	Buffalo	W, 72-69
12/12	Brown	W, 86-65
12/15	Boston College	L, 53-57
12/18	at Yale	W, 56-47
12/20	V.M.I.	W, 63-47
12/21	V.M.I.	W, 74-55
12/27	at Buffalo	L, 58-65
12/29	Puerto Rico	W, 88-54
1/4	Wayne	W, 59-58
1/5	Maine	W, 71-57
1/12	at Rhode Island	L, 62-64
1/16	at Wesleyan	W, 69-38
1/17	New Hampshire	W, 75-58
1/26	at Colgate	L, 54-76
2/2	at Brown	W, 63-59
2/4	at Boston University	W, 70-64
2/8	Bucknell	W, 85-59

2/12	at Holy Cross	L, 53-72
2/15	at New Hampshire	W, 65-61
2/16	at Maine	W, 66-53
2/23	Rhode Island	W, 72-67
2/27	at Massachusetts	W, 68-54
3/1	at Villanova	W, 63-58
3/5	at St. Francis	L, 47-63

1950-51

Head Coach: Hugh S. Greer
22-4

11-2 home, 11-1 away, 0-1 neutral

NCAA Tournament

Yankee Conference Champion

11/30	American International	W, 68-46
12/2	Springfield	W, 46-44
12/6	at Tufts	W, 68-59
12/9	at Brown	W, 64-58
12/13	Yale	W, 71-65
12/15	at R.P.I.	L, 67-72
12/16	at McGill	W, 50-41
12/21	Colby	W, 66-61
12/23	Boston College	W, 56-52
12/26	at Buffalo	W, 61-51
1/5	Maine	W, 68-52
1/6	Vermont	W, 71-43
1/10	at Northeastern	W, 75-55
1/13	Rhode Island	L, 72-77
1/27	at Muhlenberg	W, 52-44
1/30	at American International	W, 66-55
2/3	at Springfield	W, 54-49
2/7	Brown	L, 58-60
2/10	Wesleyan	W, 74-51
2/13	Temple	W, 76-61
2/16	at New Hampshire	W, 85-54
2/17	at Maine	W, 83-62
2/20	Boston University	W, 74-59
2/24	at Rhode Island	W, 75-70
2/28	Massachusetts	W, 92-50
3/20	vs. St. John's**	L, 52-63

**NCAA Tournament, New York, NY

1949-50

Head Coach: Hugh S. Greer
17-8

11-3 home, 6-5 away

American International	W, 66-51
Springfield	W, 56-36
Tufts	W, 56-39
at Brown	L, 59-69
at Yale	L, 44-62
Manhattan	L, 56-71
Pittsburgh	L, 35-52
Muhlenberg	L, 61-73
Maine	W, 65-56
at Rhode Island	L, 65-83
Wayne	W, 65-47
at Massachusetts	L, 57-61
Northeastern	W, 77-40
New Hampshire	W, 73-35
at Buffalo	W, 56-40
at Dartmouth	W, 78-71
at Vermont	W, 61-44
at Springfield	L, 58-59
Brown	W, 74-60
at Wesleyan	W, 82-58
at Bates	W, 77-70
at Maine	W, 67-58
Boston University	W, 107-67
Rhode Island	W, 74-71
M.I.T.	W, 82-44

ALL-TIME RESULTS

1948-49

Head Coach: Hugh S. Greer
19-6

Yankee Conference Champion

American University	L, 47-50
Springfield	W, 55-45
Tufts	W, 75-63
Brown	W, 58-41
Yale	L, 44-61
Wesleyan	W, 42-38
Vermont	W, 72-48
Wayne	W, 44-39
Buffalo	W, 52-39
New York University	L, 51-70
Colby	W, 58-39
Maine	W, 63-43
Rhode Island	W, 58-48
Massachusetts	W, 80-48
New Hampshire	W, 66-37
Maine	W, 58-29
Coast Guard	W, 60-47
Boston University	W, 44-43
Wesleyan	W, 62-41
New Hampshire	W, 52-43
Brown	L, 45-57
Brooklyn College	W, 64-39
Rhode Island	L, 64-86
Yale	L, 55-71
M.I.T.	W, 91-52

1947-48

Head Coach: Hugh S. Greer
17-6

Yankee Conference Champion

American University	W, 48-37
St. Anselm's	W, 69-55
Arnold	W, 45-35
Brown	W, 59-38
New York University	L, 55-68
Wesleyan	W, 54-37
Northeastern	W, 64-41
Akron	L, 48-60
Western Reserve	L, 49-63
Maine	W, 63-29
Rhode Island	L, 63-65
Massachusetts	W, 58-20
American University	W, 52-48
Yale	L, 50-57
Maine	W, 46-39
Champlain	W, 49-38
Vermont	W, 54-39
Coast Guard	W, 52-40
Army	W, 50-49
Brown	W, 57-41
New Hampshire	W, 70-47
Rhode Island	W, 89-80
Yale	L, 53-57

1946-47

Head Coach: Blair Gullion (3-1),
Hugh S. Greer (13-1)
16-2

New York University	L, 41-67
Brown	W, 65-44
Wesleyan	W, 53-34
Northeastern	W, 81-42
Maine	W, 51-38
Rhode Island	L, 57-75
Massachusetts	W, 73-37
Coast Guard	W, 61-29
New Hampshire	W, 68-38
Maine	W, 88-39

Northeastern	W, 77-31
Army	W, 41-39
Coast Guard	W, 74-39
Yale	W, 47-39
Brown	W, 72-41
New Hampshire	W, 94-45
Rhode Island	W, 83-75
Providence	W, 88-46

1945-46

Head Coach: Blair Gullion
11-6

Brown	L, 41-55
U.S. Submarine Base	W, 48-38
Wesleyan	W, 38-35
Northeastern	W, 67-28
New York University	L, 55-61
Maine	W, 54-33
Rhode Island	L, 47-59
Coast Guard	L, 29-31
Wesleyan	L, 29-40
Maine	W, 60-48
Brown	W, 51-44
U.S. Submarine Base	W, 44-31
Army	W, 51-50
Coast Guard	W, 37-31
Providence	W, 43-41
Northeastern	W, 78-22
Rhode Island	L, 54-60

1944-1945

Head Coach: Don White
5-11

Wesleyan	L, 43-48
Brown	L, 45-65
Worcester Polytech	L, 49-51
New York University	L, 45-73
Maine	W, 69-41
Rhode Island	L, 57-82
Wesleyan	L, 31-39
Brown	L, 45-65
Northeastern	W, 53-41
Maine	L, 44-45
Yale	L, 41-79
Providence	W, 48-42
Coast Guard	L, 31-34
Northeastern	W, 72-54
Coast Guard	L, 40-44
Rhode Island	W, 67-59

1943-1944

Head Coach: Don White
10-9

Boston Coast Guard	L, 47-57
Wesleyan	W, 49-25
Brown	L, 53-60
Worcester Polytech	W, 48-36
Wesleyan	W, 42-33
Colgate	L, 36-64
Cornell	L, 35-64
New York University	L, 45-46
Maine	W, 50-22
Rhode Island	W, 67-61
Coast Guard	L, 42-61
Yale	L, 33-41
Northeastern	W, 59-41
Maine	W, 73-48
Yale	L, 35-46
Coast Guard	L, 37-59
Northeastern	W, 70-37
Brown	W, 69-44
Rhode Island	W, 65-61

1942-1943

Head Coach: Don White
8-7

Brown	W, 58-40
Maine	W, 72-55
Coast Guard	L, 52-59
New Hampshire	W, 51-40
Rhode Island	L, 51-67
Northeastern	W, 76-56
Coast Guard	L, 46-54
Yale	W, 50-49
Springfield	L, 53-61
New Hampshire	W, 46-37
Maine	L, 38-40
Massachusetts	W, 78-42
Rhode Island	W, 82-58
Wesleyan	L, 40-42
Northeastern	L, 46-50

1941-1942

Head Coach: Don White
12-5

Brown	L, 48-50
Springfield	W, 57-47
St. Lawrence	L, 39-41
Maine	W, 58-45
Coast Guard	W, 60-46
New Hampshire	W, 57-36
Rhode Island	L, 59-66
Coast Guard	W, 37-31
Maine	W, 47-39
New Hampshire	W, 69-53
Yale	L, 48-53
Northeastern	W, 66-34
Worcester Polytech	W, 69-55
Massachusetts	W, 46-40
Rhode Island	L, 68-87
Wesleyan	W, 66-44
Northeastern	W, 58-29

1940-1941

Head Coach: Don White
14-2

Springfield	W, 47-44
Brown	W, 42-36
Maine	W, 80-51
Coast Guard	W, 65-38
Rhode Island	L, 61-79
Villanova	L, 35-40
New Hampshire	W, 78-47
Maine	W, 53-46
Northeastern	W, 71-24
New Hampshire	W, 70-50
Maryland	W, 52-43
Massachusetts	W, 57-37
Rhode Island	W, 63-62
Worcester Polytech	W, 58-37
Northeastern	W, 79-36
Wesleyan	W, 57-42

1939-1940

Head Coach: Don White
9-7

St. Lawrence	L, 35-39
Brown	L, 36-44
Michigan	L, 45-62
Northeastern	W, 61-38
Maine	W, 56-38
New Hampshire	W, 66-36
Coast Guard	W, 80-27
New Hampshire	W, 50-46
Maine	W, 71-68
Northeastern	W, 67-49

Massachusetts	W, 65-35
Wesleyan	W, 55-44
Rhode Island	L, 81-102
Providence	L, 51-55
Worcester Polytech	L, 60-63
Rhode Island	L, 48-49

1938-1939

Head Coach: Don White
12-6

Arnold	W, 51-39
Brown	L, 31-51
Indiana	L, 38-71
Purdue	L, 30-51
Illinois	L, 23-49
Northeastern	W, 32-26
Maine	L, 29-45
New Hampshire	W, 41-38
Rhode Island	L, 62-76
Coast Guard	W, 49-34
New Hampshire	W, 59-38
Maine	W, 53-49
Coast Guard	W, 82-42
Massachusetts	W, 58-47
Wesleyan	W, 54-41
Rhode Island	W, 68-67
Worcester Polytech	W, 49-48
Northeastern	W, 48-38

1937-1938

Head Coach: Don White
13-5

Arnold	W, 61-40
Providence	W, 40-32
Brown	W, 56-51
New Hampshire	W, 43-41
Wesleyan	L, 48-57
Maine	W, 54-46
Coast Guard	W, 52-40
Maine	W, 51-39
Coast Guard	W, 59-39
New Hampshire	L, 42-48
Rhode Island	L, 45-62
Alumni	W, 80-32
Massachusetts	W, 60-51
Northeastern	W, 59-32
Trinity	W, 38-35
Rhode Island	L, 65-67
Worcester Polytech	W, 61-59
Northeastern	L, 40-45

1936-1937

Head Coach: Don White
11-7

Northeastern	W, 42-37
Clark	L, 38-39
Coast Guard	W, 34-31
Wesleyan	L, 36-46
Massachusetts	W, 41-37
Maine	W, 50-40
Brown	L, 41-43
New Hampshire	W, 44-26
Worcester Polytech	W, 49-43
Rhode Island	L, 41-56
Northeastern	W, 59-41
New Hampshire	W, 34-27
Maine	L, 41-44
Trinity	W, 38-35
Rhode Island	L, 41-65
Trinity	L, 33-40
Coast Guard	W, 61-20
Alumni	W, 60-21

ALL-TIME RESULTS

1935-1936

Head Coach: John J. Heldman, Jr. (0-1),
J. O. Christian (3-10)
3-11

Alumni	L, 45-52
Clark	L, 19-38
Wesleyan	L, 35-45
Massachusetts	L, 32-58
Brown	L, 35-65
Boston University	W, 31-27
New Hampshire	L, 29-44
Rhode Island	L, 32-75
Trinity	W, 37-29
Arnold	L, 33-35
Trinity	L, 27-35
Rhode Island	L, 51-56
Worcester Polytech	L, 30-48
Coast Guard	W, 43-42

1934-1935

Head Coach: John J. Heldman, Jr.
7-8

Alumni	W, 44-23
Amer. International	W, 39-27
Clark	W, 41-19
Wesleyan	L, 30-44
Massachusetts	L, 20-22
Brown	L, 31-39
New Hampshire	W, 41-32
Boston University	W, 42-31
Trinity	L, 23-28
Rhode Island	L, 32-57
Springfield	L, 18-43
Trinity	L, 27-28
Rhode Island	L, 45-62
Worcester Polytech	W, 44-30
Coast Guard	W, 35-30

1933-1934

Head Coach: John J. Heldman, Jr.
5-10

Alumni	W, 40-30
Wesleyan	L, 21-28
Worcester Polytech	L, 35-41
Massachusetts	L, 31-37
Clark	W, 44-26
Brown	L, 30-40
Coast Guard	W, 31-29
Boston University	L, 33-37
New Hampshire	W, 21-20
Trinity	L, 15-31
Rhode Island	L, 26-50
Trinity	L, 21-28
Norwich University	W, 32-27
Springfield	L, 40-46
Rhode Island	L, 38-44

1932-1933

Head Coach: John J. Heldman, Jr.
4-12

Alumni	W, 33-27
Upsala	W, 33-22
Boston University	L, 25-50
Brown	L, 29-31
Wesleyan	L, 22-36
Massachusetts	L, 19-22
Springfield	L, 25-26
New Hampshire	L, 20-27
Tufts	L, 17-36
Northeastern	L, 21-26

Worcester Polytech	W, 29-25
Rhode Island	L, 29-41
Coast Guard	L, 31-39
Trinity	L, 19-38
Clark	W, 63-32
Rhode Island	L, 34-41

1931-1932

Head Coach: John J. Heldman, Jr.
3-11

Alumni	W, 37-36
Brown	W, 27-22
Tufts	L, 21-34
Boston University	L, 26-30
Bridgewater Normal	W, 43-34
Massachusetts	L, 19-33
Wesleyan	L, 29-40
Springfield	L, 19-52
New Hampshire	L, 19-36
Coast Guard	L, 22-40
Rhode Island	L, 31-45
Clark	L, 22-38
Trinity	L, 20-26
Rhode Island	L, 32-33

1930-1931

Head Coach: Louis A. Alexander (5-3),
Sumner A. Dole (5-3)
10-6

Bridgewater Normal	W, 38-29
Fitchburg Normal	W, 57-26
Boston University	W, 39-33
East Stroudsburg	W, 44-20
Tufts	W, 33-30
Yale	L, 17-36
Brown	L, 35-39
Wesleyan	L, 27-36
Massachusetts	L, 13-14
Trinity	W, 32-15
Rhode Island	W, 28-27
Springfield	W, 32-24
New Hampshire	W, 44-32
Coast Guard	W, 35-33
Rhode Island	L, 21-31
Holy Cross	L, 30-44

1929-1930

Head Coach: Louis A. Alexander
8-7

East Stroudsburg	W, 27-21
Yale	L, 19-25
Tufts	W, 24-22
Massachusetts	W, 37-23
Brown	L, 22-29
Springfield	L, 29-33
Coast Guard	W, 35-20
Trinity	L, 25-29
Holy Cross	W, 33-27
New Hampshire	L, 21-24
St. Michael's	W, 39-28
Rhode Island	L, 31-36
Wesleyan	W, 33-22
Holy Cross	L, 23-42
Rhode Island	W, 53-28

1928-1929

Head Coach: Louis A. Alexander
11-6

Pennsylvania Teachers	W, 49-34
New Hampshire	W, 44-25

Tufts	W, 29-27
Maine	W, 29-22
Massachusetts	W, 21-13
Wesleyan	L, 23-36
Trinity	L, 28-29
Providence	W, 35-33
Holy Cross	L, 29-33
Holy Cross	L, 21-23
Rhode Island	L, 25-30
Coast Guard	W, 49-42
Vermont	W, 34-25
Springfield	L, 19-28
Rhode Island	W, 38-29
Coast Guard	W, 49-42
Brown	W, 35-33

1927-1928

Head Coach: Louis A. Alexander
11-3

Tufts	W, 37-22
Coast Guard	W, 64-23
Maine	L, 21-34
Providence	W, 29-21
Holy Cross	L, 27-36
Vermont	L, 28-45
New Hampshire	W, 51-29
Rhode Island	W, 38-27
Holy Cross	W, 46-33
Norwich	W, 39-17
Rhode Island	W, 41-34
Springfield	W, 39-36
Trinity	W, 31-24
Brown	W, 29-21

1926-1927

Head Coach: Sumner A. Dole
9-7

Crescent A.C.	L, 18-37
Cooper Union	W, 45-16
Northeastern	W, 45-39
Harvard	W, 39-24
Tufts	L, 37-44
Springfield	L, 24-35
New Hampshire	L, 24-32
Norwich	W, 35-23
Vermont	L, 16-31
Trinity	W, 31-15
Holy Cross	L, 19-30
Wesleyan	W, 41-26
Rhode Island	L, 33-37
Rhode Island	W, 34-30
Maine	W, 38-28
Coast Guard	W, 36-32

1925-1926

Head Coach: Sumner A. Dole
11-3

Norwich	W, 48-16
Tufts	W, 38-23
Wesleyan	L, 26-49
Union	L, 25-33
Springfield	W, 37-33
Harvard	W, 25-24
Trinity	W, 32-27
Maine	W, 34-26
New Hampshire	W, 33-18
Vermont	W, 47-41
Massachusetts	W, 30-26
Rhode Island	L, 27-33
Trinity	W, 51-24
Rhode Island	W, 43-29

1924-1925

Head Coach: Sumner A. Dole
10-4

New Hampshire	W, 22-18
Springfield	W, 26-16
Wesleyan	L, 26-31
Trinity	W, 50-23
Army	L, 29-30
Springfield	W, 28-13
Clark	W, 42-26
St. Michael's	W, 52-22
Massachusetts	L, 18-20
Holy Cross	W, 29-21
Trinity	W, 44-22
Rhode Island	W, 38-26
Harvard	L, 26-34
Rhode Island	W, 38-27

1923-1924

Head Coach: Sumner A. Dole
4-8

New Hampshire	L, 21-35
Springfield	L, 24-35
Wesleyan	L, 21-41
Tufts	L, 25-38
Trinity	W, 22-13
Army	L, 15-17
Springfield	L, 13-34
St. Michael's	W, 35-16
Massachusetts	L, 18-23
Trinity	W, 38-21
Rhode Island	W, 42-22
Rhode Island	L, 28-31

1922-1923

Head Coaches: J. W. Tasker, Roy J. Guyer
8-7

Army	L, 19-52
Trinity	W, 35-23
Rhode Island	W, 41-20
Springfield	L, 24-35
Harvard	W, 39-37
New Hampshire	W, 27-22
Springfield	L, 18-36
Holy Cross	W, 31-22
Wesleyan	L, 16-30
Brown	L, 27-33
Rhode Island	L, 29-30
Trinity	W, 30-26
St. Michael's	L, 27-29
Albany Law	W, 34-25
Albany Law	W, 32-13

1921-1922

Head Coach: J. W. Tasker
15-4

Harvard	W, 38-33
Army	W, 33-31
Brown	W, 29-23
Lebanon Valley	W, 40-29
Wesleyan	L, 19-20
Rhode Island	W, 19-18
Massachusetts	W, 31-13
Tufts	W, 27-20
New Hampshire	W, 35-30
Tufts	W, 47-35
Rhode Island	W, 41-18
Springfield	W, 24-23
Trinity	L, 19-21
Massachusetts	L, 17-30

ALL-TIME RESULTS

Springfield	L, 23-46
Maine	W, 22-16
Worcester	W, 29-26
New Hampshire	W, 26-23
Trinity	W, 24-17

1920-1921

Head Coach: M. R. Swartz
7-9

Tufts	L, 25-38
Wesleyan	L, 20-31
Middlebury	W, 33-25
Springfield	L, 29-32
Massachusetts	L, 23-28
Clark	L, 20-28
Tufts	W, 33-23
Rhode Island	W, 44-22
Clark	W, 39-26
Massachusetts	W, 26-19
Rhode Island	L, 18-29
Worcester Polytech	L, 17-42
Trinity	L, 17-21
New Hampshire	L, 18-24
New Hampshire	W, 33-30
N.Y. State Teachers	W, 29-20

1919-1920

Head Coach: M. R. Swartz
7-5

Wesleyan	L, 31-43
Middlebury	W, 52-48
Massachusetts	W, 28-19
Trinity	W, 25-17
Boston College	W, 51-13
Rhode Island	L, 23-29
Wentworth Institute	W, 71-6
Massachusetts	L, 22-27
Trinity	W, 24-17
Clark	W, 33-26
New Hampshire	L, 20-39
Worcester Polytech	L, 17-23

1918-1919

Head Coach: John F. Donahue
1-8

Worcester Polytech	L, 16-26
Rhode Island	L, 18-30
New Hampshire	L, 18-51
Rhode Island	L, 46-49
Boston College	W, 46-27
Stevens	L, 31-45
Boston College	L, 20-42
New Hampshire	L, 28-29
Worcester Polytech	L, 24-34

1917-1918

Head Coach: John F. Donahue
1-6

Wesleyan	W, 32-28
Wesleyan	L, 16-20
Massachusetts	L, 20-25
New Hampshire	L, 24-33
Rhode Island	L, 16-30
Stevens	L, 22-62
Rhode Island	L, 33-42

1916-1917

Head Coach: John F. Donahue
4-6

Wentworth	W, 52-11
-----------	----------

Wesleyan	L, 24-38
New Hampshire	L, 19-28
Massachusetts	L, 12-33
Rhode Island	W, 29-26
Seton Hall	L, 19-34
Stevens	L, 17-33
Pratt	W, 35-30
Rhode Island	W, 34-18
New Hampshire	L, 15-28

1915-1916

Coach: John F. Donahue
5-3

Willimantic Emids	W, 32-11
Wesleyan	L, 23-42
Springfield College	L, 18-44
Trinity Rovers	W, 32-14
New Hampshire	L, 23-25
Bristol A.A.	W, 76-20
Rhode Island	W, 39-10
Rhode Island	W, 26-18

1914-1915

1-4

New Hampshire	L, 15-27
Dean	L, 19-21
Gamma Kappa Phi	L, 21-23
Bristol A.A.	W, 25-21
Yale 2nd	L, 16-26

*** - Note: In 1910-1911 an independent team was given permission to play some games under the college name. There was no official team, supported by the CAC Athletic Association, between 1908 and 1914. The "independent" CAC team was self-supporting, and played no collegiate opponents.**

CAC reinstated its support of basketball at the end of the 1913-1914 year. The last two games of the 1914-1915 season were played in Hawley Armory. The first full season of competition at Hawley was during the 1915-1916 season.

1913-1914

No competition

1912-1913

0-3

Springfield YMCA	L, 14-59
Mittineague	L, 15-47
Suffield Institute	L, 15-44

1911-1912

6-3

Windham H.S.	W, 26-14
Hopkins Prep	W, 40-11
New Haven H.S.	L, 12-22
New London Manual	W, 51-27
Dean Academy	L, 29-42
Grex Club	L, 23-36
New London Manual	W, 26-15
Monson	W, 15-9
Alumni	W, 22-16

1910-1911

1-2

Cyclers	L, 24-35
Monson Academy	L, 40-48
Cyclers	W, 18-15

1908-1909, 1909-1910

No competition

1907-1908

6-9

Trinity	L, 3-38
Willimantic YMCA	L, 6-17
Willimantic YMCA	W, 39-32
Rhode Island	L, 6-59
Cyclers Club	W, 34-5
Gunnery School	W, 30-26
Ridge School	W, 18-10
Manor School	W, 20-8
Holy Cross	L, 5-38
Cushing Academy	L, 13-15
Andover Academy	L, 11-36
Willimantic YMCA	L, 17-21
Rhode Island	W, 24-21
Williston Academy	L, 21-39
Worcester Polytech	L, 29-36

1906-1907

5-7

Massachusetts	L, 27-34
Hartford H.S.	W, 69-19
Crescent A.C.	W, 85-14
New Hampshire	L, 11-33
Andover Academy	L, 10-46
Rhode Island	L, 18-23
Massachusetts	L, 16-24
Alumni	W, 71-28
Willimantic YMCA	W, 21-12
Dean Academy	W, 53-33
Trinity	L, 18-44
Trinity	L, 29-44

1905-1906

6-3

Manchester H.S.	W, 70-28
Wesleyan	L, 12-86
Bulkeley School	W, 74-34
Windham H.S.	L, 9-15
Willimantic YMCA	L, 26-31
New Britain	W, 65-9
Alumni	W, 50-27
Hartford Public H.S.	W, 119-27
Meriden H.S.	W, 124-11

1904-1905

3-3

Stafford H.S.	W, 67-7
Delphi Club (Willi)	L, 16-25
Hartford H.S.	W, 77-34
Alumni	W, 52-38
Massachusetts	L, 22-66
Middletown H.S.	L, 22-58

1903-1904

6-3

Willimantic Town	W, 38-12
Cathedral Lyceum	W, 37-11
Waterbury H.S.	W, 48-25
Stafford Town	L, 19-41
Alumni	W, 29-23
Middletown H.S.	L, 20-34
Manchester H.S.	L, 2-26
Manchester H.S.	W, 40-18
Munson Academy	W, 44-21

1902-1903

5-2

Willimantic TCC	W, 12-8
Middletown H.S.	W, 19-8
Alumni	W, 22-19
Torrington H.S.	W, 24-8
Torrington H.S.	L, 14-22
Grove A.C.	W, 22-12
Williston Academy	L, 8-44

1901-1902 (5-5)

Willimantic YMCA	L, 11-21
Willimantic Bus. Coll.	W, 70-11
Middletown	L, 30-33
Middletown YMCA	L, 27-66
Willimantic YMCA	L, 22-27
Willimantic Comp. E	L, 3-25
Manchester H.S.	W, 58-18
Alumni	W, 36-9
Norwich Academy	W, 30-6
Willimantic TCC	W, 16-15

1900-1901 (1-0)

Windham High	W, 17-12
--------------	----------



UConn's 1900-01 men's basketball team.

ALL-TIME POSTSEASON TOURNAMENT RESULTS

YEAR	COACH	RECORD	OPPONENT-DATE	SITE	RESULT
1950-51 - NCAA	Hugh Greer	22-4	St. John's - 3/20/51	New York, N.Y.	L, 52-63
1953-54 - NCAA	Hugh Greer	23-3	Navy - 3/8/54	Buffalo, N.Y.	L, 80-85
1954-55 - NIT	Hugh Greer	20-5	St. Louis - 3/12/55	New York, N.Y.	L, 103-110
1955-56 - NCAA (NCAA Sweet 16)	Hugh Greer	17-11	Manhattan - 3/13/56	New York, N.Y.	W, 84-75
			Temple - 3/16/56	Philadelphia, Pa.	L, 59-65
			Dartmouth - 3/17/56	Philadelphia, Pa.	L, 64-85
1956-57 - NCAA	Hugh Greer	17-8	Syracuse - 3/12/57	New York, N.Y.	L, 76-82
1957-58 - NCAA	Hugh Greer	17-10	Dartmouth - 3/11/58	New York, N.Y.	L, 64-75
1958-59 - NCAA	Hugh Greer	17-7	Boston University - 3/10/59	New York, N.Y.	L, 58-60
1959-60 - NCAA	Hugh Greer	17-9	New York University - 3/8/60	New York, N.Y.	L, 59-78
1962-63 - NCAA	Hugh Greer/George Wigton	18-7	West Virginia - 3/11/63	Philadelphia, Pa.	L, 71-77
1963-64 - NCAA (NCAA Elite Eight)	Fred Shabel	16-11	Temple - 3/9/64	Philadelphia, Pa.	W, 53-48
			Princeton - 3/14/64	Raleigh, N.C.	W, 52-50
			Duke - 3/16/64	Raleigh, N.C.	L, 54-101
1964-65 - NCAA	Fred Shabel	23-3	St. Joseph's - 3/8/65	Philadelphia, Pa.	L, 61-67
1966-67 - NCAA	Fred Shabel	17-7	Boston College - 3/11/67	Kingston, R.I.	L, 42-48
1973-74 - NIT (NIT Quarterfinal)	Dee Rowe	19-8	St. John's - 3/17/74	New York, N.Y.	W, 82-70
			Boston College - 3/21/74	New York, N.Y.	L, 75-76
1974-75 - NIT	Dee Rowe	18-10	South Carolina - 3/16/75	New York, N.Y.	L, 61-71
1975-76 - NCAA (NCAA Sweet 16)	Dee Rowe	19-10	Hofstra - 3/13/76	Providence, R.I.	W, 80-78 (ot)
			Rutgers - 3/18/76	Greensboro, N.C.	L, 79-93
1978-79 - NCAA	Dom Perno	21-8	Syracuse - 3/10/79	Providence, R.I.	L, 81-89
1979-80 - NIT	Dom Perno	20-9	St. Peter's - 3/5/80	Storrs, Conn.	L, 56-71
1980-81 - NIT	Dom Perno	20-9	South Florida - 3/12/81	Tampa, Fla.	W, 65-55
			Minnesota - 3/16/81	Hartford, Conn.	L, 66-84
1981-82 - NIT	Dom Perno	17-11	Dayton - 3/10/82	Dayton, Ohio	L, 75-76 (ot)
1987-88 - NIT (NIT Champions)	Jim Calhoun	20-14	West Virginia - 3/17/88	Morgantown, WVa.	W, 62-57 (ot)
			Louisiana Tech - 3/21/88	Hartford, Conn.	W, 65-59
			Virginia Commonwealth - 3/25/88	Storrs, Conn.	W, 72-61
			Boston College - 3/29/88	New York, N.Y.	W, 73-67
			Ohio State - 3/30/88	New York, N.Y.	W, 72-67
1988-89 - NIT (NIT Quarterfinals)	Jim Calhoun	18-13	UNC Charlotte - 3/15/89	Charlotte, N.C.	W, 67-62
			California - 3/20/89	Hartford, Conn.	W, 73-72
			Alabama-Birmingham - 3/22/89	Storrs, Conn.	L, 79-85
1989-90 - NCAA (NCAA Elite Eight)	Jim Calhoun	31-6	Boston University - 3/15/90	Hartford, Conn.	W, 76-52
			California - 3/17/90	Hartford, Conn.	W, 74-54
			Clemson - 3/22/90	East Rutherford, N.J.	W, 71-70
			Duke - 3/24/90	East Rutherford, N.J.	L, 78-79 (ot)
1990-91 - NCAA (NCAA Sweet 16)	Jim Calhoun	20-11	Louisiana State - 3/14/91	Minneapolis, Minn.	W, 79-62
			Xavier - 3/16/91	Minneapolis, Minn.	W, 66-50
			Duke - 3/22/91	Pontiac, Mich.	L, 67-81
1991-92 - NCAA (NCAA 2nd Round)	Jim Calhoun	20-10	Nebraska - 3/19/92	Cincinnati, Ohio	W, 86-65
			Ohio State - 3/21/92	Cincinnati, Ohio	L, 55-78
1992-93 - NIT	Jim Calhoun	15-13	Jackson State - 3/19/93	Storrs, Conn.	L, 88-90 (ot)
1993-94 - NCAA (NCAA Sweet 16)	Jim Calhoun	29-5	Rider - 3/17/94	Uniondale, N.Y.	W, 64-46
			George Washington - 3/19/94	Uniondale, N.Y.	W, 75-63
			Florida - 3/25/94	Miami, Fla.	L, 60-69 (ot)
1994-95 - NCAA (NCAA Elite Eight)	Jim Calhoun	28-5	Tennessee-Chattanooga - 3/16/95	Salt Lake City, Utah	W, 100-71
			Cincinnati - 3/18/95	Salt Lake City, Utah	W, 96-91
			Maryland - 3/23/95	Oakland, Calif.	W, 99-89
			UCLA - 3/25/95	Oakland, Calif.	L, 96-102
1995-96 - NCAA (NCAA Sweet 16)	Jim Calhoun	30-2	*Colgate - 3/14/96	Indianapolis, Ind.	W, 68-59
			*Eastern Michigan - 3/16/96	Indianapolis, Ind.	W, 95-81
			*Mississippi State - 3/22/96	Lexington, Ky.	L, 55-60
			* --- result declared null and void by the NCAA		
1996-97 - NIT (NIT Semifinals - Third Place)	Jim Calhoun	18-15	Iona - 3/12/97	Storrs, Conn.	W, 71-66
			Bradley - 3/18/97	Storrs, Conn.	W, 63-47
			Nebraska - 3/21/97	Storrs, Conn.	W, 76-67
			Florida State - 3/25/97	New York, N.Y.	L, 66-71 (ot)
			Arkansas - 3/27/97	New York, N.Y.	W, 74-64
1997-98 - NCAA (NCAA Elite Eight)	Jim Calhoun	32-5	Fairleigh Dickinson - 3/12/98	Washington, D.C.	W, 93-85
			Indiana - 3/14/98	Washington, D.C.	W, 78-68
			Washington - 3/19/98	Greensboro, N.C.	W, 75-74
			North Carolina - 3/21/98	Greensboro, N.C.	L, 64-75
1998-99 - NCAA (NCAA National Champions)	Jim Calhoun	34-2	Texas-San Antonio - 3/11/99	Denver, Co.	W, 91-66
			New Mexico - 3/13/99	Denver, Co.	W, 78-56
			Iowa - 3/18/99	Phoenix, Az.	W, 78-68
			Gonzaga - 3/20/99	Phoenix, Az.	W, 67-62
			Ohio State - 3/27/99	St. Petersburg, Fla.	W, 64-58
			Duke - 3/29/99	St. Petersburg, Fla.	W, 77-74
1999-00 - NCAA (NCAA Second Round)	Jim Calhoun	25-10	Utah State - 3/17/00	Birmingham, Ala.	W, 75-67
			Tennessee - 3/19/00	Birmingham, Ala.	L, 51-65
2000-01 - NIT (NIT Second Round)	Jim Calhoun	20-12	South Carolina - 3/14/01	Storrs, Conn.	W, 72-65
			Detroit Mercy - 3/18/01	Storrs, Conn.	L, 61-67

ALL-TIME POSTSEASON TOURNAMENT RESULTS

2001-02--NCAA (NCAA Elite Eight)	Jim Calhoun	27-7	Hampton- 3/15/02 North Carolina State- 3/17/02 Southern Illinois- 3/22/02 Maryland- 3/24/02	Washington, DC Washington, DC Syracuse, N.Y. Syracuse, N.Y.	W, 78-67 W, 77-74 W, 71-59 L, 90-82
2002-03--NCAA (NCAA Sweet 16)	Jim Calhoun	23-10	Brigham Young- 3/20/03 Stanford- 3/22/03 Texas- 3/28/03	Spokane, Wa. Spokane, Wa. San Antonio, Texas	W, 58-53 W, 85-74 L, 82-78
2003-04--NCAA (NCAA National Champions)	Jim Calhoun	33-6	Vermont- 3/18/03 DePaul- 3/20/03 Vanderbilt- 3/25/04 Alabama- 3/27/04 Duke- 4/3/04 Georgia Tech- 4/5/04 Central Florida- 3/18/05	Buffalo, N.Y. Buffalo, N.Y. Phoenix, Az. Phoenix, Az. San Antonio, Texas San Antonio, Texas Worcester, Mass.	W, 70-53 W, 72-55 W, 73-53 W, 87-71 W, 79-78 W, 82-73 W, 77-71
2004-05--NCAA (NCAA Second Round)	Jim Calhoun	23-8	North Carolina State- 3/20/05	Worcester, Mass.	L, 62-65
2005-06--NCAA (NCAA Elite Eight)	Jim Calhoun	30-4	Albany-3/17/06 Kentucky- 3/19/06 Washington- 3/24/06 George Mason- 3/26/06 San Diego - 3/21/08	Philadelphia, Pa. Philadelphia, Pa. Washington, D.C. Washington, D.C. Tampa, Fla.	W, 72-59 W, 87-83 W, 98-92 (ot) L, 84-86 (ot) L, 69-70 (ot)
2007-08--NCAA 2008-09--NCAA (NCAA Final Four)	Jim Calhoun Jim Calhoun	24-9 31-5	Chattanooga - 3/19/09 Texas A & M - 3/21/09 Purdue - 3/26/09 Missouri - 3/28/09 Michigan State - 4/4/09 Northeastern - 3/16/10 Virginia Tech - 3/22/10	Philadelphia, Pa. Philadelphia, Pa. Glendale, Az. Glendale, Az. Detroit, Mich. Storrs, Conn. Blacksburg, Va.	W, 103-47 W, 92-66 W, 72-60 W, 82-75 L, 73-82 W, 59-57 L, 63-65
2009-10--NIT (NIT Second Round)	Jim Calhoun	18-16	Bucknell - 3/17/11 Cincinnati - 3/19/11 San Diego State - 3/24/11 Arizona -3/26/11 Kentucky - 4/2/11 Butler - 4/4/11	Washington, D.C. Washington, D.C. Anaheim, Calif. Anaheim, Calif. Houston, Texas Houston, Texas	W, 81-52 W, 69-58 W, 74-67 W, 65-63 W, 56-55 W, 53-41
2011-12--NCAA 2013-14--NCAA (NCAA National Champions)	Jim Calhoun Kevin Ollie	20-14 32-8	Iowa State - 3/15/12 Saint Joseph's - 3/20/14 Villanova - 3/22/14 Iowa State - 3/28/14 Michigan State - 3/30/14 Florida - 4/5/14 Kentucky - 4/7/14	Louisville, Ky Buffalo, N.Y. Buffalo, N.Y. New York, N.Y. New York, N.Y. Arlington, Texas Arlington, Texas	L, 64-77 W, 89-81 ot W, 77-65 W, 81-76 W, 60-54 W, 63-53 W, 60-54
2014-15-- NIT 2015-16--NCAA (NCAA Second Round)	Kevin Ollie Kevin Ollie	20-15 25-11	Arizona State - 3/18/15 Colorado - 3/17/16 Kansas - 3/19/16	Storrs, Conn. Des Moines, Iowa Des Moines, Iowa	L, 61-68 W, 74-67 L, 61-73

NCAA Tournament Appearances (33); Record: 59-30*

1951, 1954, 1956, 1957, 1958, 1959, 1960, 1963, 1964, 1965, 1967, 1976, 1979, 1990, 1991, 1992, 1994, 1995, 1996, 1998, 1999, 2000, 2002, 2003, 2004, 2005, 2006, 2008, 2009, 2011, 2012, 2014, 2016

NCAA National Championship Game Appearances (4); Record: 4-0

1999, 2004, 2011, 2014

NCAA Final Four Appearances (5); Record: 8-1

1999, 2004, 2009, 2011, 2014

NCAA Elite Eight Appearances (11); Record: 5-6

1964, 1990, 1995, 1998, 1999, 2002, 2004, 2006, 2009, 2011, 2014

NCAA Sweet 16 Appearances (17); Record: 11-6

1956, 1964, 1976, 1990, 1991, 1994, 1995, 1996, 1998, 1999, 2002, 2003, 2004, 2006, 2009, 2011, 2014

*-- According to NCAA record book, 57-29, after 1996 win-loss result declared null and void by NCAA.

NIT Appearances (13); Record: 15-12

1955, 1974, 1975, 1980, 1981, 1982, 1988, 1989, 1993, 1997, 2001, 2010, 2015

NIT Championship Game Appearances (1); Record: 1-0

1988

NIT Semifinal Appearances (2); Record: 1-1

1988, 1997

NIT Quarterfinal Appearances (4); Record: 2-2

1974, 1988, 1989, 1997

NCAA TOURNAMENT REGION AND SEED

(seeding began in 1979)

1951-East Region (lost in 1st Round)
 1954-East Region (lost in 1st Round)
 1956-East Region (advanced to Sweet 16)
 1957-East Region (lost in 1st Round)
 1958-East Region (lost in 1st Round)
 1959-East Region (lost in 1st Round)
 1960-East Region (lost in 1st Round)
 1963-East Region (lost in 1st Round)
 1964-East Region (advanced to Final 8)
 1965-East Region (lost in 1st Round)
 1967-East Region (lost in 1st Round)
 1976-East Region (advanced to Sweet 16)
 1979-No. 5 seed, East Region (lost in 1st Round)
 1990-No. 1 seed, East Region (advanced to Final 8)
 1991-No. 11 seed, Midwest Region (advanced to Sweet 16)
 1992-No. 9 seed, Southeast Region (advanced to 2nd Round)

1994-No. 2 seed, East Region (advanced to Sweet 16)
 1995-No. 2 seed, West Region (advanced to Final 8)
 1996-No. 1 seed, Southeast Region (advanced to Sweet 16)
 1998-No. 2 seed, East Region (advanced to Final 8)
1999-No. 1 seed, West Region (won NCAA Championship)
 2000-No. 5 seed, South Region (advanced to 2nd Round)
 2002-No. 2 seed, East Region (advanced to Final 8)
 2003-No. 5 seed, South Region (advanced to Sweet 16)
2004-No. 2 seed, Phoenix Region (won NCAA Championship)
 2005-No. 2 seed, Syracuse Region (advanced to 2nd Round)
 2006-No. 1 seed, Wash. D.C. Region (advanced to Final 8)
 2008-No. 4 seed, West Region (lost in 1st Round)
 2009-No. 1 seed, West Region (advanced to NCAA Final Four)
2011-No. 3 seed, West Region (won NCAA Championship)
 2012-No. 9 seed, South Region (lost in 1st Round)
2014-No. 7 seed, East Region (won NCAA Championship)
 2016-No. 9 seed, South Region (advanced to 2nd Round)



Bruce Springsteen helps celebrate UConn's success at a concert during the 2014 Final Four in North Texas.

POSTSEASON RECORDS VS. ALL OPPONENTS

OPPONENT	NCAA	NIT	TOTAL												
Alabama	1-0	--	1-0	Duke	2-3	--	2-3	Michigan State	1-1	--	1-1	San Diego State	1-0	--	1-0
Ala.-Birmingham	--	0-1	0-1	Eastern Michigan	*1-0	--	*1-0	Minnesota	--	0-1	0-1	South Carolina	--	1-1	1-1
Albany	1-0	--	1-0	Fairleigh Dickinson	1-0	--	1-0	Mississippi State	*0-1	--	*0-1	South Florida	--	1-0	1-0
Arizona	1-0	--	1-0	Florida	1-1	--	1-1	Missouri	1-0	--	1-0	Southern Illinois	1-0	--	1-0
Arizona State	--	0-1	0-1	Florida State	--	0-1	0-1	Navy	0-1	--	0-1	Stanford	1-0	--	1-0
Arkansas	--	1-0	1-0	George Mason	0-1	--	0-1	Nebraska	1-0	1-0	2-0	Syracuse	0-2	--	0-2
Boston College	0-1	1-1	1-2	George Washington	1-0	--	1-0	New York University	0-1	--	0-1	Temple	1-1	--	1-1
Boston University	1-1	--	1-1	Georgia Tech	1-0	--	1-0	New Mexico	1-0	--	1-0	Tennessee	0-1	--	0-1
Bradley	--	1-0	1-0	Gonzaga	1-0	--	1-0	North Carolina	0-1	--	0-1	Tenn.-Chattanooga	2-0	--	2-0
Brigham Young	1-0	--	1-0	Hampton	1-0	--	1-0	UNC-Charlotte	--	1-0	1-0	Texas	0-1	--	0-1
Bucknell	1-0	--	1-0	Hofstra	1-0	--	1-0	North Carolina State	1-1	--	1-1	Texas A & M	1-0	--	1-0
Butler	1-0	--	1-0	Indiana	1-0	--	1-0	Northeastern	--	1-0	1-0	Tex-San Antonio	1-0	--	1-0
California	1-0	1-0	2-0	Iona	--	1-0	1-0	Ohio State	1-1	1-0	2-1	UCLA	0-1	--	0-1
Central Florida	1-0	--	1-0	Iowa	1-0	--	1-0	Princeton	1-0	--	1-0	Utah State	1-0	--	1-0
Cincinnati	2-0	--	2-0	Iowa State	1-1	--	1-1	Purdue	1-0	--	1-0	Vanderbilt	1-0	--	1-0
Clemson	1-0	--	1-0	Jackson State	--	0-1	0-1	Rider College	1-0	--	1-0	Vermont	1-0	--	1-0
Colgate	*1-0	--	*1-0	Kansas	0-1	--	0-1	Rutgers	0-1	--	0-1	Villanova	1-0	--	1-0
Colorado	1-0	--	1-0	Kentucky	3-0	--	3-0	Saint Joseph's	1-1	--	1-1	Virginia Commonwealth	--	1-0	1-0
Dartmouth	0-2	--	0-2	Louisiana State	1-0	--	1-0	St. John's	0-1	1-0	1-1	Virginia Tech	--	0-1	0-1
Dayton	--	0-1	0-1	Louisiana Tech	--	1-0	1-0	St. Louis	--	0-1	0-1	Washington	2-0	--	2-0
DePaul	1-0	--	1-0	Manhattan	1-0	--	1-0	St. Peter's	--	0-1	0-1	West Virginia	0-1	1-0	1-1
Detroit Mercy	--	0-1	0-1	Maryland	1-1	--	1-1	San Diego	0-1	--	0-1	Xavier	1-0	--	1-0

*- 1996 result declared null and void by NCAA

ALL-TIME BIG EAST TOURNAMENT RESULTS AND STARTERS

Year	Winner	Loser	Site	Connecticut Starters
2013	Ineligible to compete			
2012	#9 Connecticut 81	#16 DePaul 67	Madison Square Garden	Roscoe Smith, Alex Oriakhi, Andre Drummond, Jeremy Lamb, Shabazz Napier
	#9 Connecticut 71	#8 West Virginia (OT) 67	Madison Square Garden	Roscoe Smith, Alex Oriakhi, Andre Drummond, Jeremy Lamb, Shabazz Napier
	#1 Syracuse 58	#9 Connecticut 55	Madison Square Garden	Roscoe Smith, Alex Oriakhi, Andre Drummond, Jeremy Lamb, Shabazz Napier
2011	#9 Connecticut 97	#16 DePaul 71	Madison Square Garden	Tyler Olander, Roscoe Smith, Charles Okwandu, Jeremy Lamb, Kemba Walker
	#9 Connecticut 79	#8 Georgetown 62	Madison Square Garden	Roscoe Smith, Alex Oriakhi, Charles Okwandu, Jeremy Lamb, Kemba Walker
	#9 Connecticut 76	#1 Pittsburgh 74	Madison Square Garden	Roscoe Smith, Alex Oriakhi, Charles Okwandu, Jeremy Lamb, Kemba Walker
	#9 Connecticut 76	#4 Syracuse (OT) 71	Madison Square Garden	Roscoe Smith, Alex Oriakhi, Charles Okwandu, Jeremy Lamb, Kemba Walker
	#9 Connecticut 69	#3 Louisville 66	Madison Square Garden	Tyler Olander, Roscoe Smith, Alex Oriakhi, Jeremy Lamb, Kemba Walker
2010	#13 St. John's 73	#12 Connecticut 51	Madison Square Garden	Ater Majok, Stanley Robinson, Alex Oriakhi, Jerome Dyson, Kemba Walker
2009	#6 Syracuse 127	#3 Connecticut (6OT) 117	Madison Square Garden	Jeff Adrien, Stanley Robinson, Hasheem Thabeet, A.J. Price, Kemba Walker
2008	#5 West Virginia 78	#4 Connecticut 72	Madison Square Garden	Jeff Adrien, Stanley Robinson, Hasheem Thabeet, A.J. Price, Craig Austrie
2007	#5 Syracuse 78	#12 Connecticut 65	Madison Square Garden	Marcus Johnson, Jeff Adrien, Hasheem Thabeet, Jerome Dyson, A.J. Price
2006	#9 Syracuse 86	#1 Connecticut (OT) 84	Madison Square Garden	Josh Boone, Rudy Gay, Hilton Armstrong, Marcus Williams, Denham Brown
2005	#2 Connecticut 66	#7 Georgetown 62	Madison Square Garden	Charlie Villanueva, Rudy Gay, Denham Brown, Josh Boone, Marcus Williams
	#3 Syracuse 67	#2 Connecticut 63	Madison Square Garden	Charlie Villanueva, Rudy Gay, Denham Brown, Josh Boone, Marcus Williams
2004	#2 Connecticut 66	#7 Notre Dame 58	Madison Square Garden	Charlie Villanueva, Rashad Anderson, Josh Boone, Ben Gordon, Taliek Brown
	#2 Connecticut 84	#11 Villanova 67	Madison Square Garden	Charlie Villanueva, Rashad Anderson, Josh Boone, Ben Gordon, Taliek Brown
	#2 Connecticut 61	#1 Pittsburgh 58	Madison Square Garden	Josh Boone, Rashad Anderson, Emeka Okafor, Ben Gordon, Taliek Brown
2003	#2e Connecticut 83	#4w Seton Hall 70	Madison Square Garden	Hilton Armstrong, Rashad Anderson, Emeka Okafor, Ben Gordon, Taliek Brown
	#2e Connecticut 80	#1w Syracuse 67	Madison Square Garden	Hilton Armstrong, Rashad Anderson, Emeka Okafor, Ben Gordon, Taliek Brown
	#2w Pittsburgh 74	#2e Connecticut 56	Madison Square Garden	Hilton Armstrong, Rashad Anderson, Emeka Okafor, Ben Gordon, Taliek Brown
2002	#1e Connecticut 72	#5e Villanova 70	Madison Square Garden	Caron Butler, Johnnie Selvie, Emeka Okafor, Taliek Brown, Tony Robertson
	#1e Connecticut 82	#2w Notre Dame 77	Madison Square Garden	Caron Butler, Johnnie Selvie, Emeka Okafor, Taliek Brown, Tony Robertson
	#1e Connecticut 74	#1w Pittsburgh (2OT) 65	Madison Square Garden	Caron Butler, Johnnie Selvie, Emeka Okafor, Taliek Brown, Tony Robertson
2001	#3w Syracuse 86	#6e Connecticut 75	Madison Square Garden	Caron Butler, Edmund Saunders, Souleymane Wane, Taliek Brown, Albert Mouring
2000	#4 Connecticut 70	#13 Boston College 55	Madison Square Garden	Kevin Freeman, Ajou Deng, Jake Voskuhl, Albert Mouring, Khalid El-Amin
	#4 Connecticut 79	#5 Seton Hall 64	Madison Square Garden	Kevin Freeman, Ajou Deng, Jake Voskuhl, Albert Mouring, Khalid El-Amin
	#4 Connecticut 70	#9 Georgetown 55	Madison Square Garden	Kevin Freeman, Ajou Deng, Jake Voskuhl, Albert Mouring, Khalid El-Amin
	#3 St. John's 80	#4 Connecticut 70	Madison Square Garden	Kevin Freeman, Ajou Deng, Jake Voskuhl, Albert Mouring, Khalid El-Amin
1999	#1 Connecticut 57	#8 Seton Hall 56	Madison Square Garden	Kevin Freeman, Richard Hamilton, Jake Voskuhl, Ricky Moore, Khalid El-Amin
	#1 Connecticut 71	#4 Syracuse 50	Madison Square Garden	Kevin Freeman, Richard Hamilton, Jake Voskuhl, Ricky Moore, Khalid El-Amin
	#1 Connecticut 82	#3 St John's 63	Madison Square Garden	Kevin Freeman, Richard Hamilton, Jake Voskuhl, Ricky Moore, Khalid El-Amin
1998	#1 Connecticut 64	#8 Providence 55	Madison Square Garden	Kevin Freeman, Richard Hamilton, Jake Voskuhl, Ricky Moore, Khalid El-Amin
	#1 Connecticut 64	#12 Rutgers 50	Madison Square Garden	Kevin Freeman, Richard Hamilton, Jake Voskuhl, Ricky Moore, Khalid El-Amin
	#1 Connecticut 69	#2 Syracuse 64	Madison Square Garden	Kevin Freeman, Richard Hamilton, Jake Voskuhl, Ricky Moore, Khalid El-Amin
1997	#6 Pittsburgh 63	#11 Connecticut 62	Madison Square Garden	Kevin Freeman, Rashamel Jones, Jake Voskuhl, Richard Hamilton, Ricky Moore
1996	#1 Connecticut 79	#9 Seton Hall 58	Madison Square Garden	Kirk King, Rudy Johnson, Travis Knight, Ray Allen, Doron Sheffer
	#1 Connecticut 85	#4 Syracuse 67	Madison Square Garden	Kirk King, Rudy Johnson, Travis Knight, Ray Allen, Doron Sheffer
	#1 Connecticut 75	#2 Georgetown 74	Madison Square Garden	Kirk King, Rudy Johnson, Travis Knight, Ray Allen, Doron Sheffer
1995	#1 Connecticut 81	#9 Pittsburgh 78	Madison Square Garden	Ray Allen, Donny Marshall, Travis Knight, Kevin Ollie, Doron Sheffer
	#1 Connecticut 88	#4 Georgetown 81	Madison Square Garden	Ray Allen, Donny Marshall, Travis Knight, Kevin Ollie, Doron Sheffer
	#2 Villanova 94	#1 Connecticut 78	Madison Square Garden	Ray Allen, Donny Marshall, Travis Knight, Kevin Ollie, Doron Sheffer
1994	#1 Connecticut 97	#9 St. John's 77	Madison Square Garden	Donny Marshall, Donyell Marshall, Eric Hayward, Doron Sheffer, Kevin Ollie
	#4 Providence 69	#1 Connecticut 67	Madison Square Garden	Donny Marshall, Donyell Marshall, Eric Hayward, Doron Sheffer, Kevin Ollie
1993	#5 Providence 73	#4 Connecticut 55	Madison Square Garden	Rudy Johnson, Donny Marshall, Donyell Marshall, Scott Burrell, Kevin Ollie
1992	#3 St. John's 64	#6 Connecticut (OT) 59	Madison Square Garden	Donyell Marshall, Toraino Walker, Rod Sellers, Scott Burrell, Chris Smith
1991	#6 Georgetown 68	#3 Connecticut 49	Madison Square Garden	Scott Burrell, Toraino Walker, Rod Sellers, Steve Pikiell, Chris Smith
1990	#2 Connecticut 76	#7 Seton Hall 58	Madison Square Garden	Scott Burrell, Nadav Henefeld, Rod Sellers, Tate George, Chris Smith
	#2 Connecticut 65	#3 Georgetown 60	Madison Square Garden	Scott Burrell, Nadav Henefeld, Rod Sellers, Tate George, Chris Smith
	#2 Connecticut 78	#1 Syracuse 75	Madison Square Garden	Scott Burrell, Nadav Henefeld, Rod Sellers, Tate George, Chris Smith
1989	#2 Seton Hall 74	#7 Connecticut 66	Madison Square Garden	Murray Williams, Lyman DePriest, Cliff Robinson, Phil Gamble, Chris Smith
1988	#9 Connecticut 75	#8 Providence 62	Madison Square Garden	Murray Williams, Lyman DePriest, Cliff Robinson, Phil Gamble, Tate George
	#1 Pittsburgh 75	#9 Connecticut 58	Madison Square Garden	Murray Williams, Lyman DePriest, Cliff Robinson, Phil Gamble, Tate George
1987	#8 Boston College 61	#9 Connecticut 59	Madison Square Garden	Jeff King, Robert Ursery, Gerry Besselink, Tate George, Steve Pikiell
1986	#9 Seton Hall 76	#8 Connecticut 66	Madison Square Garden	Tim Coles, Eddie Williams, Gerry Besselink, Phil Gamble, Terence Warren
1985	#2 Georgetown 93	#7 Connecticut 62	Madison Square Garden	Ray Broxton, Tim Coles, Gerry Besselink, Alvin Frederick, Earl Kelley
1984	#2 Syracuse 73	#7 Connecticut 58	Madison Square Garden	Ray Broxton, Alvin Frederick, Tim Coles, Vern Giscombe, Karl Hobbs
1983	#2 Villanova 69	#7 Connecticut 68	Madison Square Garden	Larry Blucher, Eddie Williams, Bruce Kuczenski, Karl Hobbs, Earl Kelley
1982	#3 St. John's 54	#6 Connecticut 52	Hartford Civic Center	Mike McKay, Cory Thompson, Bruce Kuczenski, Karl Hobbs, Norm Bailey
1981	#4 Villanova 65	#5 Connecticut 54	Carrier Dome	Mike McKay, Cory Thompson, Chuck Aleksinas, Vern Giscombe, Bobby Dulin
1980	#4 Connecticut 79	#5 Boston College 68	Providence Civic Center	Mike McKay, Cory Thompson, Jim Abromaitis, Bobby Dulin, Clay Johnson
	#1 Syracuse 92	#4 Connecticut 61	Providence Civic Center	Mike McKay, Cory Thompson, Jim Abromaitis, Bobby Dulin, Clay Johnson

UConn vs. All Opponents in the BIG EAST Championship

Team	Record	First/Last Meeting	Last UConn Win	Last Opp. Win	Team	Record	First/Last Meeting	Last UConn Win	Last Opp. Win
Boston College	2-1	1980/2000	2000, 70-55	1987, 61-59	Rutgers	1-0	1998	1998, 64-50	N/A
DePaul	2-0	2011/2012	2012, 81-67	N/A	St. John's	2-4	1982/2010	1999, 82-63	2010, 73-51
Georgetown	6-2	1985/2011	2011, 79-62	1991, 68-49	Seton Hall	5-2	1986/2003	2003, 83-70	1989, 74-66
Louisville	1-0	2011/2011	2011, 69-66	N/A	Syracuse	6-8	1980/2012	2011, 76-71 (OT)	2012, 58-55
Notre Dame	2-0	2002/2004	2004, 66-58	N/A	Villanova	2-3	1981/2004	2004, 84-67	1995, 94-78
Pittsburgh	4-3	1988/2011	2011, 76-74	2003, 74-56	West Virginia	1-1	2008/2012	2012, 71-67 (OT)	2008, 78-72
Providence	2-2	1988/1998	1998, 64-55	1994, 69-67					

ALL-TIME AMERICAN ATHLETIC CONFERENCE CHAMPIONSHIP RESULTS AND STARTERS

Year	Winner	Loser	Site	Connecticut Starters
2014	#4 Connecticut 72	#5 Memphis 53	FedExForum (Memphis)	DeAndre Daniels, Niels Giffey, Phillip Nolan, Ryan Boatright, Shabazz Napier
	#4 Connecticut 58	#1 Cincinnati 56	FedEXForum	DeAndre Daniels, Niels Giffey, Phillip Nolan, Ryan Boatright, Shabazz Napier
	#2 Louisville 71	#4 Connecticut 61	FedExForum	DeAndre Daniels, Niels Giffey, Phillip Nolan, Ryan Boatright, Shabazz Napier
2015	#6 Connecticut 69	#11 USF 43	XL Center (Hartford)	Phillip Nolan, Daniel Hamilton, Amida Brimah, Rodney Purvis, Ryan Boatright
	#6 Connecticut 57	#3 Cincinnati 54	XL Center	Phillip Nolan, Daniel Hamilton, Amida Brimah, Rodney Purvis, Ryan Boatright
	#6 Connecticut 47	#2 Tulsa 42	XL Center	Phillip Nolan, Daniel Hamilton, Amida Brimah, Rodney Purvis, Ryan Boatright
	#1 SMU 62	#6 Connecticut 54	XL Center	Phillip Nolan, Daniel Hamilton, Amida Brimah, Rodney Purvis, Ryan Boatright
2016	#5 Connecticut 104	#4 Cincinnati 97 (4 ot)	Amway Center (Orlando)	Phillip Nolan, Shonn Miller, Daniel Hamilton, Rodney Purvis, Sterling Gibbs
	#5 Connecticut 77	#1 Temple 62	Amway Center	Phillip Nolan, Shonn Miller, Daniel Hamilton, Rodney Purvis, Sterling Gibbs
	#5 Connecticut 72	#6 Memphis 58	Amway Center	Phillip Nolan, Shonn Miller, Daniel Hamilton, Rodney Purvis, Sterling Gibbs
2017	#6 Connecticut 77	#11 USF 66	XL Center (Hartford)	Kentan Facey, Amida Brimah, Rodney Purvis, Christian Vital, Jalen Adams
	#6 Connecticut 74	#3 Houston 65	XL Center	Kentan Facey, Amida Brimah, Rodney Purvis, Christian Vital, Jalen Adams
	#2 Cincinnati 81	#6 Connecticut 71	XL Center	Kentan Facey, Amida Brimah, Rodney Purvis, Christian Vital, Jalen Adams
2018	#9 SMU 80	#8 Connecticut 73	Amway Center (Orlando)	Terry Larrier, Josh Carlton, Christian Vital, Jalen Adams, Antwoine Anderson
2019	#9 Connecticut 80	#8 USF 73	FedExForum (Memphis)	Tyler Polley, Josh Carlton, Christian Vital, Tarin Smith, Jalen Adams
	#1 Houston 84	#9 Connecticut 45	FedExForum	Tyler Polley, Josh Carlton, Christian Vital, Tarin Smith, Jalen Adams
2020	AAC Championship cancelled due to global health emergency			

UConn vs. All Opponents in the AAC Championship

Team	Record	First/Last Meeting	Last UConn Win	Last Opp. Win	Team	Record	First/Last Meeting	Last UConn Win	Last Opp. Win
Cincinnati	3-1	2014/2017	2016, 104-97 (4 OTs)	2017, 81-71	USF	3-0	2015/2019	2019, 80-73	---
Louisville	0-1	2014/2014	---	2014, 71-61	SMU	0-2	2015/2018	---	2018, 80-73
Memphis	2-0	2014/2016	2016, 72-58	---	Temple	1-0	2016/2016	2016, 77-62	---
Houston	1-1	2017/2019	2017, 74-65	2019, 84-45	Tulsa	1-0	2015/2015	2015, 47-42	---



The Huskies celebrate the 2016 AAC championship.

ALL-TIME OPPONENT SERIES HISTORIES

Air Force (2-0)

12/28/82 W 66-50 H
12/29/88 W 68-55 H

Akron (0-1)

1947-48 L 48-60

Alabama (1-0)

3/27/04 W 87-71 N

Alabama-Birmingham (0-1)

3/22/89 L 79-85 H

Albany (NY St. Teachers*) (3-0)

2/24/21* W 29-20
3/17/06 W 72-59 N
11/26/06 W 86-55 GP

Albany Law (2-0)

1922-23 W 34-25
1922-23 W 32-13

American International (20-0)

1934-35 W 39-27
1949-50 W 66-51 H
11/30/50 W 68-46 H
1/30/51 W 66-55 A
11/29/51 W 75-55 H
12/3/52 W 73-55 H
12/3/53 W 77-49 H
12/17/54 W 103-78 H
12/1/55 W 91-76 H
2/23/57 W 118-88 H
12/2/57 W 84-55 H
12/3/58 W 76-63 H
12/1/59 W 82-52 H
12/1/60 W 78-56 H
2/6/62 W 78-51 H
2/6/63 W 93-57 H
12/4/63 W 95-49 H
12/1/64 W 98-67 H
12/1/65 W 89-72 A
12/1/66 W 81-58 H

American University (5-1)

1947-48 W 48-37
1947-48 W 52-48
1948-49 L 47-50
12/17/62 W 64-58 H
2/20/65 W 115-60 H
1/10/76 W 83-70 H

Arizona (5-2)

12/7/99 W 78-69 N
12/9/00 W 71-69 GP
1/26/02 W 100-98(ot) A
11/22/05 W 79-70 N
3/26/11 W 65-63 N
12/21/17 L 58-73 A
12/2/18 L 72-76 XL

Arizona State (2-2)

12/3/82 L 69-74 A
12/29/83 W 66-60 HCC
11/28/97 W 82-61 N
3/18/15 L 61-68 GP

Arkansas (3-1)

3/27/97 W 74-64 N
11/21/05 W 77-68 N
12/3/11 W 75-62 XL
11/26/17 L 67-102 N

Army (7-3)

1921-22 W 33-31
1922-23 L 19-52
1923-24 L 15-17
1924-25 L 29-30
1945-46 W 51-50
1946-47 W 41-39
1947-48 W 50-49
12/29/80 W 81-60 H
12/6/03 W 74-46 GP
11/29/05 W 68-54 HCC

Arnold (3-1)

1935-36 L 33-35
1937-38 W 61-40
1938-39 W 51-39
1947-48 W 45-35

Auburn (1-2)

11/26/89 W 95-81 N
12/23/16 L 67-70(ot) XL
12/23/17 L 64-89 A

Ball State (1-0)

12/28/03 W 101-62 HCC

Bates (1-0)

1949-50 W 77-70

Baylor (1-0)

12/28/65 W 96-88 A

Boston College (55-35)

1918-19 W 46-27
1918-19 L 20-42
1919-20 W 51-13
12/23/50 W 56-52 H
12/15/51 L 53-57 H
12/13/52 W 70-51 H
1/16/54 W 106-81 H
12/13/54 W 117-74 A
1/15/55 W 95-76 H
1/14/56 W 88-57 H
12/15/56 L 81-87 H
12/14/57 L 68-82 H
12/13/58 L 55-81 A
12/12/59 W 84-67 H
12/9/60 L 96-110 A
12/9/61 W 78-71 H
12/8/62 W 63-53 A
12/14/63 W 108-81 H
12/12/64 W 85-81(ot) A
12/11/65 L 74-90 H
12/10/66 L 69-87 A
3/11/67 L 42-48 N
12/9/67 L 60-76 H
12/7/68 L 75-105 A
12/13/69 W 77-72 H
1/12/71 L 69-71 A
2/29/72 L 39-41(ot) H
2/27/73 W 66-65 A
2/26/74 W 77-69 H
3/21/74 L 75-76 N
2/25/75 L 67-68 A
3/6/75 L 58-68 N
12/2/75 L 83-94 H
1/27/77 W 83-66 A
1/28/78 L 72-101 A
2/22/78 L 74-76 H
1/17/79 L 89-90 A
1/27/79 L 77-78 A
3/1/79 W 91-74 N

1/10/80 W 83-71 H
2/28/80 W 79-68 N
1/14/81 L 57-58 A
2/7/81 L 71-76 H
1/13/82 W 59-58(ot) NHC
2/6/82 W 67-59 A
1/22/83 L 79-88 NHC
2/21/83 L 80-86 A
1/31/84 L 67-82 A
3/3/84 L 60-83 HCC
1/26/85 L 77-78(ot) H
2/25/85 W 74-68 A
1/4/86 L 60-61 A
1/11/86 W 80-69 H
1/27/87 W 66-60 A
2/26/87 L 60-66 HCC
3/5/87 L 59-61 N
2/15/88 W 53-49 HCC
2/23/88 L 56-64 A
3/29/88 W 73-67 A
2/11/89 W 86-49 HCC
2/22/89 W 77-75 A
2/17/90 W 89-67 GP
3/3/90 W 95-74 A
1/2/91 W 86-70 A
2/5/91 W 76-59 GP
1/25/92 W 83-77(ot) HCC
3/7/92 W 89-79 A
1/16/93 W 66-64 A
2/24/93 W 69-64 GP
1/8/94 W 77-71 GP
2/9/94 W 94-91(2ot) A
12/6/94 W 74-70 A
2/21/95 W 88-75 HCC
12/3/95 W 63-62 HCC
12/7/96 W 61-54 GP
1/12/97 W 61-56 A
1/11/98 W 80-68 A
1/6/99 W 91-78 A
2/10/99 W 66-50 HCC
2/9/00 W 87-58 HCC
3/8/00 W 70-55 N
1/3/01 L 68-85 A
2/13/01 W 82-71 HCC
2/16/02 W 79-77(ot) HCC
2/25/02 W 75-61 A
2/1/03 L 71-95 GP
3/8/03 W 91-54 A
1/31/04 W 63-58 A
1/5/05 L 70-75 HCC
11/21/13 W 72-70 N

Boston University (44-12)

1930-31 W 39-33
1931-32 L 26-30
1932-33 L 25-50
1933-34 L 33-37
1934-35 W 42-31
1935-36 W 31-27
1948-49 W 44-43
1949-50 W 107-67
2/20/51 W 74-59
2/04/52 W 70-64 A
2/28/53 W 105-73 H
1/12/54 W 62-55 A
1/11/55 W 84-75 H
2/10/58 W 77-71 H
2/10/59 L 55-67 A
3/10/59 L 58-60 N
1/13/60 W 78-60 H
1/10/61 L 73-77 A

2/3/62 W 82-63 A
1/29/63 W 90-76 H
1/9/64 L 53-55 A
2/16/65 W 89-78 H
3/8/66 W 62-43 A
2/11/67 W 113-64 H
12/5/67 L 72-79 A
2/11/69 W 74-72 H
1/26/70 W 90-81(ot) A
12/12/70 W 64-62 H
1/25/72 L 67-70 H
2/7/73 L 99-107 A
3/3/73 W 66-53 H
1/22/74 W 91-78 A
3/2/74 W 94-71 H
2/5/75 W 106-85 H
2/19/75 W 94-79 A
12/9/75 W 95-78 A
2/4/76 W 78-70 H
12/1/76 W 73-69(ot) H
1/24/77 W 67-65 A
12/10/77 L 61-66 A
1/25/78 W 80-63 H
12/9/78 W 92-84 H
1/11/79 W 63-62(ot) A
2/13/80 W 72-65 A
12/5/81 W 73-54 H
12/11/82 W 51-50 A
12/10/83 W 79-74 H
12/7/85 W 89-76 H
12/9/86 L 71-80 A
3/15/90 W 76-52 H
11/17/97 W 68-54 GP
12/2/09 W 92-64 XL
11/17/13 W 77-60 GP
11/30/16 W 51-49 XL
11/19/17 W 85-66 XL

Bradley (1-0)

3/18/97 W 63-47 H

Bridgewater State (2-0)

1930-31 W 38-29
1931-32 W 43-34

Brigham Young (1-0)

3/20/03 W 58-53 N

Brooklyn College (3-0)

1948-49 W 64-39
12/13/83 W 75-47 H
3/5/88 W 90-51 H

Brown (26-18)

1921-22 W 29-23
1922-23 L 27-33
1927-28 W 29-21
1928-29 W 35-33
1929-30 L 22-39
1930-31 L 35-39
1931-32 W 27-22
1932-33 L 29-31
1933-34 L 30-40
1934-35 L 31-39
1935-36 L 35-65
1936-37 L 41-43
1937-38 W 56-51
1938-39 L 31-51
1939-40 L 36-44
1940-41 W 42-36

1941-42 L 48-50
1942-43 W 58-40
1943-44 L 53-60
1943-44 W 69-44
1944-45 L 45-65
1944-45 L 45-65
1945-46 L 41-55
1945-46 W 51-44
1946-47 W 65-44
1946-47 W 72-41
1947-48 W 59-38
1947-48 W 57-41
1948-49 W 58-41
1948-49 L 45-57
1949-50 L 59-69 A
1949-50 W 74-60 H
12/9/50 W 64-58 A
2/7/51 L 58-60 H
12/12/51 W 86-65 H
2/2/52 W 63-59 A
12/16/52 W 81-62 A
2/18/53 W 91-59 H
12/28/53 W 87-63 N
12/28/54 W 91-68 N
12/28/55 W 72-66 N
12/20/60 W 85-71 H
12/18/61 W 67-61 H
11/28/00 W 88-78 GP

Bryant (2-0)

11/29/08 W 88-58 XL
11/14/14 W 66-53 GP

Bucknell (3-0)

2/8/52 W 85-59 H
12/12/53 W 80-64 A
3/17/11 W 81-52 N

Buffalo (8-1)

12/30/48 W 52-39 H
1/28/50 W 56-40 A
12/26/50 W 61-51 A
12/8/51 W 72-69 H
12/27/51 L 58-65 A
11/20/04 W 90-68 GP
11/8/07 W 82-57 GP
12/4/08 W 68-64 A
11/21/19 W 79-68 N

Butler (1-0)

4/4/11 W 53-41 N

California (2-0)

3/20/89 W 73-72 H
3/17/90 W 74-54 H

Cal - Fullerton (1-0)

12/3/74 W 78-63 H

Cal - Los Angeles (UCLA) (0-1)

3/25/95 L 96-102 N

Canisius (2-2)

2/23/60 W 96-66 H
1/24/63 L 65-74 H
12/21/63 L 56-84 A
12/3/75 W 83-69 H
2/5/77 cancelled A

Central Arkansas (1-0)

11/17/06 W 88-59 HCC

ALL-TIME OPPONENT SERIES HISTORIES

Central Connecticut (14-0)

2/16/80	W	66-58	H
1/29/86	W	86-69	H
12/4/86	W	62-52	H
12/22/87	W	99-70	H
3/6/89	W	94-55	H
1/24/90	W	99-77	H
1/10/91	W	115-47	GP
12/27/91	W	112-58	HCC
12/11/93	W	117-63	HCC
1/23/96	W	116-46	HCC
12/28/02	W	93-65	HCC
12/22/04	W	87-59	HCC
12/28/14	W	81-48	XL
12/23/15	W	99-52	XL

Central Florida (12-4)

3/18/05	W	77-71	N
12/28/07	W	85-82	A
12/20/09	W	60-51	XL
11/25/11	L	63-68	N
1/11/14	W	84-61	GP
2/9/14	W	75-55	A
1/22/15	W	67-60	GP
1/31/16	W	67-41	A
3/6/16	W	67-46	GP
1/8/17	W	64-49	XL
2/11/17	W	66-63	A
1/10/18	W	62-53	GP
1/31/18	L	61-70	A
1/5/19	L	53-65	XL
1/31/19	L	67-73	A
2/26/20	W	81-65	XL

Chaminade (2-0)

11/21/00	W	77-61	N
11/22/16	W	93-82	N

Champlain (1-0)

1947-48	W	49-38	
---------	---	-------	--

Chattanooga (2-0)

3/16/95	W	100-71	N
3/19/09	W	103-47	N

Cincinnati (14-16)

3/18/95	W	96-91	N
1/9/06	W	70-59	HCC
1/23/08	W	84-83	A
3/9/08	W	96-51	GP
1/10/09	W	81-72	A
12/30/09	L	69-71	A
2/13/10	L	48-60	XL
2/27/11	W	67-59	A
3/19/11	W	69-58	N
1/18/12	L	67-70	GP
2/21/13	W	73-66 (ot)	XL
3/2/13	L	56-61	A
2/6/14	L	58-63	A
3/1/14	W	51-45	XL
3/14/14	W	58-56	N
1/10/15	W	62-56	XL
1/29/15	L	58-70	A
3/13/15	W	57-54	N (XL)
1/28/16	L	57-58	XL
2/20/16	L	60-65	A
3/11/16	W	104-97 (4 ot)	N
2/4/17	L	68-82	A
3/5/17	L	47-67	GP
3/11/17	L	71-81	N (XL)
2/3/18	L	57-65	GP

2/22/18	L	52-77	A
1/12/19	L	72-74 (ot)	A
2/24/19	L	60-64	XL
1/1/20	L	51-67	A
2/9/20	W	72-71 (ot)	GP

Clark (6-4)

1919-20	W	33-26	
1920-21	L	20-28	
1920-21	W	39-26	
1924-25	W	42-26	
1931-32	L	22-38	
1932-33	W	63-32	
1933-34	W	44-26	
1934-35	W	41-19	
1935-36	L	19-38	
1936-37	L	38-39	

Clemson (1-0)

3/22/90	W	71-70	N
---------	---	-------	---

Coast Guard (24-9)

1926-27	W	36-32	
1927-28	W	64-23	
1928-29	W	49-42	
1928-29	W	49-42	
1929-30	W	35-20	
1930-31	W	35-33	
1931-32	L	22-40	
1932-33	L	31-39	
1933-34	W	31-29	
1934-35	W	35-30	
1935-36	W	43-42	
1936-37	W	34-31	
1936-37	W	61-20	
1937-38	W	52-40	
1937-38	W	59-39	
1938-39	W	49-34	
1938-39	W	82-42	
1939-40	W	80-27	
1940-41	W	65-38	
1941-42	W	60-46	
1941-42	W	37-31	
1942-43	L	52-59	
1942-43	L	46-54	
1943-44	L	42-61	
1943-44	L	37-59	
1944-45	L	31-34	
1944-45	L	40-44	
1945-46	L	29-31	
1945-46	W	37-31	
1946-47	W	61-29	
1946-47	W	74-39	
1947-48	W	52-40	
1948-49	W	60-47	

Colby (5-1)

1948-49	W	58-39	
12/21/50	W	66-61	H
12/8/53	W	79-65	A
12/30/55	W	79-71	A
2/11/56	L	93-98	A
12/1/56	W	103-89	H

Colgate (20-7)

1943-44	L	36-64	
2/26/52	L	54-76	A
1/16/53	W	65-64	H
2/6/54	L	68-74	A
2/5/55	W	93-85	H
1/28/56	W	82-80	A

1/26/57	L	86-96	A
12/18/57	W	86-61	H
12/17/58	W	72-57	A
3/3/60	W	93-67	H
3/1/61	L	71-83	A
3/9/62	W	94-78	H
3/9/63	L	67-69	A
2/22/64	W	100-62	H
3/3/65	W	101-66	A
1/28/66	W	97-74	H
2/21/70	W	96-82	H
2/10/71	W	94-76	A
1/5/72	L	80-86	H
1/7/74	W	66-58	H
1/18/75	W	80-65	A
11/29/75	W	66-52	A
12/28/76	W	73-66 (ot)	HCC
1/3/78	W	76-57	H
#3/14/96	W	68-59	N
11/16/09	W	77-63	GP
11/10/17	W	70-58	GP

#-- result declared null and void by NCAA

#-- result declared null and void by NCAA			
---	--	--	--

College of Charleston (3-0)

11/24/90	W	68-52	GP
12/27/95	W	77-60	A
11/20/14	W	65-57	N

Colorado (1-0)

3/17/16	W	74-67	N
---------	---	-------	---

Columbia (9-2)

1/14/53	L	59-71	A
3/3/54	W	80-64	H
12/21/71	W	68-62	H
12/16/72	W	71-62	A
1/16/74	W	63-56	H
1/9/76	W	98-69	H
12/7/76	L	71-72	A
12/28/83	W	85-60	HCC
11/11/11	W	70-57	GP
12/22/14	W	80-65	WBA
11/29/17	W	77-73 (ot)	GP

Cooper Union (1-0)

1926-27	W	45-16	
---------	---	-------	--

Coppin State (7-0)

11/24/97	W	72-50	HCC
11/29/99	W	89-44	HCC
12/27/06	W	84-41	HCC
12/20/10	W	76-64	XL
11/20/11	W	87-70	XL
12/14/14	W	106-85	XL
12/9/17	W	72-59	GP

Cornell (2-1)

1943-44	L	35-64	
12/31/64	W	75-63	N
11/20/18	W	91-74	XL

Dartmouth (3-9)

1949-50	W	78-71	A
2/8/54	W	70-58	A
12/29/54	L	65-66	H
2/8/55	L	54-69	A
3/17/56	L	64-85	N
1/2/57	L	67-70 (ot)	H
3/11/58	L	64-75	N
1/4/69	L	62-74	H

1/24/70	L	83-88	A
2/2/71	L	62-69	H
12/1/71	L	89-107	A
1/24/73	W	97-78	H

Davidson (0-1)

12/25/78	L	81-84	A
----------	---	-------	---

Dayton (1-2)

3/10/82	L	75-76 (ot)	A
11/20/00	L	66-80	N
11/21/14	W	75-64	N

Delaware State (1-0)

2/16/85	W	74-68	H
12/1/08	W	79-49	GP

DePaul (10-1)

3/20/04	W	72-55	N
1/31/07	L	58-66	A
2/19/08	W	65-60	XL
1/28/09	W	71-49	A
2/6/10	W	64-57	GP
1/15/11	W	82-62	A
3/8/11	W	97-71	N
2/15/12	W	80-54	GP
3/6/12	W	81-67	N
1/8/13	W	99-78	GP
2/23/13	W	81-69	A

Detroit Mercy (1-1)

3/18/01	L	61-67	GP
11/14/13	W	101-55	GP

Drake (0-1)

12/31/60	L	81-90	A
----------	---	-------	---

Drexel (1-0)

12/18/18	W	97-65	XL
----------	---	-------	----

Duke (4-6)

3/16/64	L	54-101	N
12/14/76	L	59-64 (ot)	N
3/24/90	L	78-79 (ot)	N
3/22/91	L	67-81	N
11/29/94	W	90-86	N
3/29/99	W	77-74	N
11/12/99	W	71-66	N
4/3/04	W	79-78	N
11/27/09	L	59-68	N
12/18/14	L	56-66	N

East Carolina (12-2)

12/17/66	W	89-60	H
12/30/71	L	64-74	N
1/11/75	W	79-77	H
12/30/78	W	80-68	H
2/4/15	W	65-52	GP
2/25/15	W	60-49	A
2/7/16	W	85-67	GP
1/22/17	W	72-65	XL
3/1/17	L	62-66	A
1/6/18	W	70-65	XL
2/18/18	W	84-80	A
2/3/19	W	76-52	XL
3/10/19	W	82-73	A
2/29/20	W	84-63	A

East Stroudsburg (2-0)

1929-30	W	27-21	
1930-31	W	44-20	

Eastern Michigan (2-0)

1/10/74	W	76-60	H
#3/16/96	W	95-81	N

#-- result declared null and void by NCAA

Eastern Washington (1-0)

12/28/13	W	82-65	WBA
----------	---	-------	-----

Fairfield (29-5)

12/3/69	W	65-64	H
1/27/71	L	72-88	A
12/8/71	L	69-76	H
1/28/75	W	87-78	H
3/2/76	W	72-70	A
3/1/77	W	87-75	H
3/5/77	W	72-66	H
2/28/78	L	57-63	A
12/6/78	W	68-67	H
12/11/79	W	66-57	H
12/9/80	W	72-50	HCC
12/8/81	W	75-71	A
12/7/82	L	81-98	NHC
12/6/83	W	77-70	A
12/11/84	L	74-81	NHC
12/10/85	W	74-72	A
12/23/86	W	54-51	H
2/18/88	W	74-48	A
12/13/88	W	71-48	H
2/6/90	W	74-39	GP
12/23/90	W	94-70	HCC
12/23/91	W	89-59	GP
12/22/92	W		

ALL-TIME OPPONENT SERIES HISTORIES

Florida State (3-5)

1/6/73	L	55-91	A
11/27/89	W	63-60	N
2/6/93	L	74-86	GP
12/12/95	W	79-61	A
3/25/97	L	66-71 (ot)	N
11/26/97	L	60-67	N
11/26/11	W	78-76 (ot)	N
12/8/18	L	71-79	N

Fordham (12-10)

2/3/54	L	63-70	A
2/2/55	L	65-70	H
2/1/56	L	72-82	A
2/2/57	L	67-68	H
2/1/58	L	70-86	A
1/3/59	W	74-63	H
2/2/60	W	80-66	A
12/17/60	W	74-71	H
12/16/61	L	68-85	A
12/15/62	L	66-75	H
12/18/63	W	59-51	A
12/19/64	W	70-67	H
12/21/65	L	62-72	A
1/21/67	W	67-66	H
12/16/67	L	48-57	A
12/14/68	L	55-66	H
2/3/70	W	66-64	A
11/26/77	W	73-62	H
2/8/79	W	93-80	A
1/16/79	W	66-53	H
12/12/99	W	94-75	GP
12/21/12	W	88-73	XL

Furman (2-0)

12/28/91	W	87-68	HCC
11/21/15	W	83-58	GP

Gardner-Webb (2-0)

11/15/07	W	78-66	N
11/20/07	W	89-72	HCC

George Mason (0-1)

3/26/06	L	84-86 (ot)	N
---------	---	------------	---

George Washington (5-1)

12/28/66	W	89-69	H
1/13/76	L	92-106	A
12/11/76	W	72-70	H
3/19/94	W	75-63	N
12/2/01	W	84-76	N
11/25/02	W	67-55	HCC

Georgetown (30-36)

12/22/58	W	76-68	H
2/25/61	L	80-99	A
2/4/71	L	75-98	A
2/3/72	W	89-81	H
1/13/73	W	78-64	H
2/16/74	L	66-67	A
2/2/80	L	64-84	A
1/24/81	W	75-73 (ot)	H
2/28/81	L	58-60	A
1/20/82	W	63-52	A
2/27/82	L	42-60	HCC
1/15/83	L	53-74	A
2/14/83	L	60-77	HCC
1/4/84	L	69-81	HCC
2/4/84	L	62-87	A
1/23/85	L	66-79	A
2/23/85	L	47-68	HCC
3/6/85	L	62-93	N

1/8/86	L	66-70	A
2/5/86	L	63-80	HCC
1/21/87	L	51-65	A
2/11/87	L	57-78	HCC
1/30/88	L	59-60	A
2/6/88	W	66-59	HCC
1/21/89	L	55-59	A
2/8/89	L	58-70	HCC
1/20/90	W	70-65	HCC
2/28/90	L	64-84	A
3/10/90	W	65-60	N
2/11/91	W	61-55	HCC
2/23/91	L	57-71	A
3/8/91	L	49-68	N
2/12/92	L	63-70	HCC
2/19/92	L	58-60	A
1/18/93	L	69-86	HCC
3/7/93	L	56-70	A
1/4/94	W	77-65	HCC
2/28/94	W	66-62	A
1/16/95	W	93-73	HCC
2/14/95	W	91-85	A
3/11/95	W	88-81	N
1/19/96	L	65-77	A
3/9/96	W	75-74	N
1/11/97	W	69-54	A
2/3/97	L	51-52	HCC
1/17/98	W	86-72	HCC
1/2/99	W	87-64	GP
1/25/99	W	78-71	A
1/22/00	W	92-71	A
3/10/00	W	70-55	N
2/19/02	W	75-74	A
1/14/04	W	94-70	GP
1/8/05	W	66-59	A
3/2/05	W	83-64	GP
3/10/05	W	66-62	N
1/14/06	W	74-67	HCC
3/3/07	L	46-59	A
1/12/08	L	69-72	A
12/29/08	L	63-74	XL
1/9/10	L	69-72	A
2/16/11	W	78-70	XL
3/9/11	W	79-62	N
2/1/12	L	44-58	A
2/27/13	L	78-79 (2ot)	GP
1/23/16	W	68-62	XL
1/14/17	L	69-72	A

Harvard (17-2)

1921-22	W	38-33	
1922-23	W	39-37	
1924-25	L	26-34	
1925-26	W	25-24	
1926-27	W	39-24	
12/27/54	W	98-60	H
12/6/61	W	79-68	A
12/9/64	W	78-63	H
12/22/72	L	70-80	H
12/8/73	W	80-52	A
1/15/77	W	68-64	H
1/14/77	W	73-72	A
2/6/79	W	84-70	H
12/28/88	W	84-43	HCC
12/6/09	W	79-73	GP
12/22/10	W	81-52	XL
12/8/11	W	67-53	GP
12/7/12	W	57-49	GP
1/8/14	W	61-56	GP

Hawaii (0-1)

1/12/72	L	71-77	H
---------	---	-------	---

Hofstra (2-0)

3/13/76	W	80-78(ot)	N
11/17/09	W	76-67	GP

Holy Cross (22-42)

1907-08	L	5-38	
1922-23	W	31-22	
1924-25	W	29-21	
1926-27	L	19-30	
1927-28	L	27-36	
1927-28	W	46-33	
1928-29	L	29-33	
1928-29	L	21-23	
1929-30	W	33-27	
1929-30	L	23-42	
1930-31	L	30-44	
2/12/52	L	53-72	A
1/7/53	L	67-71	H
2/27/54	W	78-77	A
2/26/55	L	58-60	H
1/4/56	L	68-85	H
2/27/56	L	81-103	A
1/12/57	W	97-72	H
2/26/57	W	97-80	A
1/11/58	W	77-68	H
2/25/58	L	89-92	A
1/10/59	L	50-74	H
2/21/59	W	71-69	A
1/9/60	L	49-52	H
2/20/60	L	66-98	A
1/7/61	L	85-103	A
2/18/61	L	89-98	H
1/6/62	L	70-79	H
2/17/62	L	64-103	A
1/5/63	L	50-74	A
2/16/63	W	85-75	H
2/15/64	L	57-62	H
2/19/64	L	56-60	A
1/5/65	L	62-77	H

Georgia Tech (2-2)

11/26/03	L	61-77	N
4/5/04	W	82-73	N
2/11/07	L	52-65	A
2/9/08	W	80-68	GP

Gonzaga (3-2)

3/20/99	W	67-62	N
11/23/05	W	65-63	N
12/1/07	L	82-85	N
12/20/08	W	88-83 ot	N
11/27/15	L	70-73	N

Hampton (1-0)

3/15/02	W	78-67	N
---------	---	-------	---

Hartford (13-1)

12/29/86	L	48-49	HCC
12/28/87	W	96-94	HCC
11/26/88	W	67-55	HCC
12/7/89	W	79-54	HCC
11/27/90	W	90-63	GP
11/22/91	W	76-46	HCC

12/28/92	W	91-66	HCC
1/17/94	W	88-62	HCC
1/5/95	W	102-77	GP
12/30/95	W	102-63	HCC
12/29/96	W	104-62	HCC
12/28/97	W	100-69	HCC
11/24/98	W	95-58	HCC
11/17/08	W	99-56	XL

Harvard (17-2)

1921-22	W	38-33	
1922-23	W	39-37	
1924-25	L	26-34	
1925-26	W	25-24	
1926-27	W	39-24	
12/27/54	W	98-60	H
12/6/61	W	79-68	A
12/9/64	W	78-63	H
12/22/72	L	70-80	H
12/8/73	W	80-52	A
1/15/77	W	68-64	H
1/14/77	W	73-72	A
2/6/79	W	84-70	H
12/28/88	W	84-43	HCC
12/6/09	W	79-73	GP
12/22/10	W	81-52	XL
12/8/11	W	67-53	GP
12/7/12	W	57-49	GP
1/8/14	W	61-56	GP

Hawaii (0-1)

1/12/72	L	71-77	H
---------	---	-------	---

Hofstra (2-0)

3/13/76	W	80-78(ot)	N
11/17/09	W	76-67	GP

Holy Cross (22-42)

1907-08	L	5-38	
1922-23	W	31-22	
1924-25	W	29-21	
1926-27	L	19-30	
1927-28	L	27-36	
1927-28	W	46-33	
1928-29	L	29-33	
1928-29	L	21-23	
1929-30	W	33-27	
1929-30	L	23-42	
1930-31	L	30-44	
2/12/52	L	53-72	A
1/7/53	L	67-71	H
2/27/54	W	78-77	A
2/26/55	L	58-60	H
1/4/56	L	68-85	H
2/27/56	L	81-103	A
1/12/57	W	97-72	H
2/26/57	W	97-80	A
1/11/58	W	77-68	H
2/25/58	L	89-92	A
1/10/59	L	50-74	H
2/21/59	W	71-69	A
1/9/60	L	49-52	H
2/20/60	L	66-98	A
1/7/61	L	85-103	A
2/18/61	L	89-98	H
1/6/62	L	70-79	H
2/17/62	L	64-103	A
1/5/63	L	50-74	A
2/16/63	W	85-75	H
2/15/64	L	57-62	H
2/19/64	L	56-60	A
1/5/65	L	62-77	H

2/13/65	W	87-76	A
1/5/66	L	72-73	H
2/12/66	L	70-73	A
1/4/67	L	69-74(ot)	H
3/1/67	L	61-70	A
1/3/68	L	77-83	A
2/22/68	L	85-86(ot)	H
12/21/68	L	63-67	H
12/20/69	L	104-122	A
2/15/71	L	78-103	H
12/18/71	L	77-96	A
12/6/72	L	90-96	H
12/5/73	L	85-91	H
1/30/74	W	71-68	A
3/4/75	L	69-81	H
1/28/76	W	73-69	A
2/16/77	W	89-85	H
3/3/77	L	77-89	H
1/27/78	L	63-78	A
1/27/79	W	109-102(ot)	A
2/20/80	W	88-70	A
1/8/81	W	66-57	H
1/30/82	L	69-76	A
1/19/83	W	72-64	H
2/25/84	L	73-82	A
2/18/85	W	71-58	H
2/13/86	L	70-73	A
2/5/87	W	64-54	H
2/4/88	W	82-81	A
12/18/11	W	77-40	XL

Houston (6-9)

12/30/99	W	82-76	A
11/30/00	W	72-60	GP

ALL-TIME OPPONENT SERIES HISTORIES

2/18/11	L	58-71	A	2/11/61	W	73-60	H	2/10/77	L	69-72(ot)	A	1949-50	L	57-61	A	12/30/03	W	91-67	HCC
3/12/11	W	69-66	N	1/2/62	L	68-73	H	12/29/77	W	75-68	H	2/28/51	W	92-50	H	12/9/04	L	59-61	A
2/6/12	L	59-80	A	2/20/62	L	68-70	A	2/25/78	W	57-54	H	2/27/52	W	68-54	A	12/8/05	W	78-60	HCC
1/14/13	L	58-73	XL	1/12/63	W	92-64	H	1/31/79	W	77-64	NHC	2/26/53	W	89-51	H	M.I.T. (2-0)			
1/18/14	L	64-76	GP	2/9/63	W	89-61	A	1/30/80	W	89-66	NHC	2/25/54	W	75-66	A	1948-49	W	91-52	
3/8/14	L	48-81	A	1/13/64	W	71-58	H	1/31/81	W	75-58	A	2/22/55	W	93-75	H	1949-50	W	82-44	H
3/15/14	L	61-71	N	2/8/64	W	80-53	A	1/28/82	W	72-57	H	12/29/55	W	73-69	N	McGill (1-0)			
Loyola (Md.) (1-0)				12/17/64	W	89-62	A	1/6/83	L	51-52	A	2/21/56	L	85-87	A	12/16/50	W	50-41	A
11/26/13	W	76-66	XL	2/6/65	W	95-59	H	12/15/18	W	61-46	GP	2/5/57	W	97-71	A	McNeese State (1-0)			
Loyola (New Orleans) (1-1)				12/13/65	W	84-69	A	Marist (1-0)				2/19/57	W	90-77	H	12/16/50	W	50-41	A
1/29/62	W	84-74	H	2/5/66	W	114-58	H	12/5/88	W	93-71	H	12/4/57	W	99-57	A	Memphis (8-8)			
12/18/62	L	49-51	A	2/4/67	W	109-65	H	Marquette (3-6)				2/18/58	W	86-72	H	11/16/07	L	70-81	N
Loyola Marymount (1-0)				2/13/67	W	114-88	A	1/3/06	L	79-94	A	12/15/58	W	71-67	H	1/16/14	W	83-73	A
11/17/16	W	65-62	A	1/6/68	W	81-79	A	1/10/07	L	69-73	GP	2/16/59	L	79-80(ot)	A	2/15/14	W	86-81 (ot)	XL
Maine (85-16)				2/10/68	W	93-69	H	1/20/08	W	89-73	GP	12/13/60	W	72-70	H	3/13/14	W	72-53	A
1921-22	W	22-16		2/8/69	L	88-116	A	2/25/09	W	93-82	A	2/14/61	L	54-71	A	2/19/15	L	72-75	A
1925-26	W	34-26		2/17/69	L	70-84	H	1/30/10	L	68-70	XL	12/12/61	W	76-65	A	3/5/15	L	53-54	GP
1926-27	W	38-28		1/5/70	W	83-75	A	1/25/11	W	76-68	A	2/13/62	W	72-56	H	1/9/16	W	81-78	GP
1927-28	L	21-34		2/7/70	W	99-74	H	2/24/11	L	67-74 (ot)	XL	12/12/62	W	85-61	H	2/4/16	W	77-57	A
1928-29	W	29-22		2/10/71	L	99-112	A	2/18/12	L	64-79	XL	2/12/63	W	79-66	A	3/13/16	W	72-58	N
1936-37	W	50-40		1/30/71	L	99-112	A	1/1/13	L	76-82 (ot)	A	12/10/63	L	59-60	A	1/5/17	L	61-70	A
1936-37	L	41-44		2/6/71	W	88-54	H	Maryland (4-3)				2/11/64	W	72-50	H	2/16/17	W	65-62	XL
1937-38	W	54-46		1/15/72	W	72-69 (ot)	H	2/15/41	W	52-43	A	2/9/65	W	70-63	A	1/16/18	L	49-73	A
1937-38	W	51-39		2/5/72	L	51-52	A	12/4/89	W	87-65	HCC	2/2/66	W	90-60	A	2/25/18	L	79-83	GP
1938-39	L	29-45		2/3/73	W	98-81	H	3/23/95	W	99-89	N	2/19/66	W	91-64	H	2/10/19	L	71-78	A
1938-39	W	53-45		2/17/73	L	105-110 (ot)	A	12/3/01	L	65-77	N	2/1/67	W	66-59	H	2/1/20	L	63-70	A
1939-40	W	56-38		1/19/74	W	79-69	A	3/24/02	L	82-90	N	2/18/67	W	60-59	A	2/16/20	W	64-61	XL
1939-40	W	71-68		2/2/74	W	93-71	H	11/8/13	W	78-77	N	1/31/68	L	63-65	A	Miami (Fla.) (17-8)			
1940-41	W	80-51		2/2/75	W	100-90 (ot)	A	12/8/15	L	66-76	N	2/17/68	L	44-56	H	12/27/56	W	74-70	A
1940-41	W	53-46		2/22/75	W	80-71	H	Maryland-Balt. County (1-0)				12/17/68	L	66-80	H	1/2/92	W	85-62	H
1941-42	W	58-45		1/17/76	W	83-69	A	12/3/10	W	94-61	XL	2/15/69	L	70-85	A	1/18/92	W	77-58	A
1941-42	W	47-39		2/19/76	L	63-64	H	Maryland-Eastern Shore (2-0)				2/14/70	L	65-71	H	1/26/93	L	65-80	A
1942-43	W	72-55		1/4/77	W	79-63	H	11/28/87	W	102-63	H	12/15/70	L	68-74	H	2/13/93	W	88-72	GP
1942-43	L	38-40		2/15/78	L	73-79	A	12/17/12	W	84-50	XL	12/14/71	L	67-69	A	2/5/94	W	73-57	GP
1943-44	W	50-22		12/23/78	W	97-79	H	Massachusetts (69-39)				2/12/72	W	58-56	H	2/22/94	W	74-49	A
1943-44	W	73-48		2/23/80	W	87-67	A	1904-05	L	22-66		2/12/72	W	71-68	H	1/31/95	W	82-57	HCC
1944-45	W	69-41		12/11/80	W	55-51	H	1906-07	L	27-34		12/11/73	L	72-79	A	3/4/95	W	75-67	A
1944-45	L	44-45		11/28/81	W	68-53	A	1906-07	L	16-24		2/9/74	W	79-76(ot)	H	1/6/96	W	73-52	HCC
1945-46	W	54-33		12/9/89	W	95-55	H	1916-17	L	12-33		2/8/75	W	80-76(ot)	A	1/22/97	L	46-69	A
1945-46	W	60-48		12/9/90	W	85-60	A	1917-18	L	20-25		2/15/75	L	75-76	H	2/15/97	W	72-52	GP
1946-47	W	51-38		12/7/91	W	85-71	GP	1919-20	W	28-19		12/31/75	W	72-66	A	1/6/98	L	67-76	A
1946-47	W	88-39		2/22/93	W	108-72	HCC	1919-20	L	22-27		2/7/76	L	73-86	H	1/20/99	W	70-68 (ot)	A
1947-48	W	63-29		12/22/07	W	105-60	XL	1920-21	L	23-28		3/4/76	W	73-69	N	2/20/99	L	71-73	GP
1947-48	W	46-39		12/22/09	W	71-54	XL	1920-21	W	26-19		1/13/77	L	80-81	HCC	2/19/00	L	57-63	GP
1948-49	W	63-43		11/17/11	W	80-60	XL	1921-22	W	31-13		1/29/77	L	64-65	A	1/20/01	L	74-77	A
1948-49	W	58-29		12/6/13	W	95-68	XL	1921-22	L	17-30		12/14/77	L	64-74	A	1/5/02	W	76-75	GP
1949-50	W	65-56	H	11/13/15	W	100-56	GP	1923-24	L	18-23		1/17/78	W	56-49	HCC	2/2/02	L	66-68	A
1949-50	W	67-58	A	12/1/19	W	64-40	XL	1924-25	L	18-20		12/13/78	W	65-62	A	1/11/03	W	83-80 (ot)	GP
1/5/51	W	68-52	H	Manhattan (19-14)				1925-26	W	30-26		2/10/79	W	79-59	H	1/20/03	L	76-77	A
2/17/51	W	83-62	A	1949-50	L	56-71	H	1928-29	W	21-13		1/12/80	W	72-51	A	2/18/04	W	76-63	HCC
1/5/52	W	71-57	H	2/21/55	W	90-79	A	1929-30	W	37-23		2/6/80	W	73-55	H	11/23/08	W	76-63	N
2/16/52	W	66-53	A	12/19/55	L	82-85	H	1930-31	L	13-14		1/27/81	W	98-64	H	11/24/19	W	80-55	N
1/3/53	W	87-66	H	3/13/56	W	84-75	N	1931-32	L	19-33		12/22/81	W	66-55	A	Michigan (2-2)			
2/14/53	W	76-66	A	12/22/56	L	86-100	A	1932-33	L	19-22		12/9/82	W	86-74	H	12/18/39	L	45-62	N
1/5/54	W	108-60	H	1/4/58	L	57-62	H	1933-34	L	31-37		12/15/83	L	65-67(ot)	A	2/7/09	W	69-61	GP
2/13/54	W	102-61	A	12/20/58	W	59-57	A	1934-35	L	20-22		12/6/84	W	64-52	H	1/17/10	L	63-68	A
1/6/55	W	99-58	H	1/30/60	W	64-56	H	1935-36	L	32-58		12/4/85	W	78-70	A	11/25/15	W	74-60	N
2/12/55	W	116-73	A	2/2/61	W	73-71	A	1936-37	W	41-37		11/29/86	W	58-54	H				
2/6/56	W	94-68	A	1/13/62	W	69-68	H	1937-38	W	60-51		1/30/89	W	104-75	H				
2/10/56	W	109-96	H	2/21/63	W	68-64	A	1938-39	W	58-47		1/30/90	W	94-75	A				
1/30/57	W	124-92	A	1/4/64	W	73-57	H	1939-40	W	65-35		12/27/96	W	64-61	HCC-N				
2/9/57	W	118-81	H	12/7/65	W	76-55	H	1940-41	W	57-37		12/23/97	W	72-55	HCC-N				
1/30/58	W	84-62	H	1/29/68	L	69-83	A	1941-42	W	46-40		12/9/98	W	59-54	A				
2/8/58	W	103-62	A	1/25/69	L	78-93	H	1942-43	W	78-42		11/22/99	W	79-65	GP				
1/6/59	W	73-58	H	12/23/69	L	62-75	H	1946-47	W	73-37		12/12/00	W	82-67	HCC-N				
1/31/59	W	72-61	H	2/25/71	L	83-86	A	1947-48	W	58-20		12/11/01	W	69-59	A				
2/6/60	L	74-75	A	3/4/72	L	71-83	H	1948-49	W	80-48		12/10/02	W	59-48	HCC				
2/12/60	W	91-79	H	2/22/73	L	87-97	A												
1/31/61	L	55-74	A	12/15/73	W	76-72(ot)	H												
				2/13/75	L	69-77	A												
				11/29/75	L	83-99	A												
				1/21/76	W	84-66	H												

ALL-TIME OPPONENT SERIES HISTORIES

Michigan State (4-3)

12/5/98	W	82-68	GP
2/5/00	L	68-85	A
4/4/09	L	73-82	N
11/23/10	W	70-67	N
11/9/12	W	66-62	N
3/30/14	W	60-54	N
11/24/17	L	57-77	N

Middlebury (2-0)

1919-20	W	52-48
1920-21	W	33-25

Minnesota (1-2)

3/16/81	L	66-84	H
11/28/84	L	60-61	A
12/21/85	W	70-69	HCC

Mississippi (1-0)

1/19/06	W	77-59	HCC
---------	---	-------	-----

Mississippi State (1-1)

12/6/74	L	87-89	A
12/30/89	W	84-68	HCC
#3/22/96	L	55-60	N

#-- result declared null and void by NCAA

Missouri (1-0)

3/28/09	W	82-75	N
---------	---	-------	---

Missouri-Kansas City (1-0)

11/11/18	W	94-66	GP
----------	---	-------	----

Monmouth (1-0)

12/2/17	W	84-81 (ot)	XL
---------	---	------------	----

Morehead State (2-0)

12/23/05	W	129-61	GP
11/8/18	W	80-70	GP

Morgan State (2-0)

12/12/87	W	103-80	H
11/7/07	W	69-65	GP

Muhlenberg (1-1)

1949-50	L	61-73	
2/27/51	W	52-44	A

Navy (0-1)

3/8/54	L	80-85	N
--------	---	-------	---

Nebraska (2-0)

3/19/92	W	86-65	N
3/21/97	W	76-67	H

Nevada (1-0)

11/19/03	W	93-79	GP
----------	---	-------	----

New Hampshire (94-25)

1906-07	L	11-33
1914-15	L	15-27
1915-16	L	23-25
1916-17	L	19-28
1916-17	L	15-28
1917-18	L	24-33
1918-19	L	18-51
1918-19	L	28-29
1919-20	L	20-39
1920-21	L	18-24
1920-21	W	33-30
1921-22	W	35-30

1921-22	W	26-23
---------	---	-------

1922-23	W	27-22	
1923-24	L	21-35	
1924-25	W	22-18	
1925-26	W	33-18	
1926-27	L	24-32	
1927-28	W	51-29	
1928-29	W	44-25	
1929-30	L	21-24	
1930-31	W	44-32	
1931-32	L	19-36	
1932-33	L	20-27	
1933-34	W	21-20	
1934-35	W	41-32	
1935-36	L	29-44	
1936-37	W	44-26	
1936-37	W	34-27	
1937-38	W	43-41	
1937-38	L	42-48	
1938-39	W	41-38	
1938-39	W	59-38	
1939-40	W	66-36	
1939-40	W	50-46	
1940-41	W	78-47	
1940-41	W	70-50	
1941-42	W	57-36	
1941-42	W	69-53	
1942-43	W	51-40	
1942-43	W	46-37	
1946-47	W	68-38	
1946-47	W	94-45	
1947-48	W	70-47	
1948-49	W	66-37	
1948-49	W	52-43	
1949-50	W	73-35	H
2/16/51	W	85-54	A
1/17/52	W	75-58	H
2/15/52	W	65-61	A
2/13/53	W	82-59	A
1/6/54	W	104-48	H
2/12/54	W	107-68	A
1/5/55	W	102-84	H
2/11/55	W	103-85	A
12/5/55	W	88-63	H
1/17/56	W	93-56	A
12/3/56	W	98-50	H
1/15/57	W	94-54	A
12/9/57	W	90-50	A
1/14/58	W	81-69	H
12/9/58	W	77-46	H
1/13/59	W	65-51	A
12/9/59	W	75-51	A
2/5/60	W	75-52	H
1/12/61	W	79-77	A
2/8/61	L	84-91	H
1/11/62	W	104-56	H
2/27/62	W	85-72	H
1/8/63	W	86-58	A
2/26/63	W	102-72	H
1/11/64	W	73-60	H
2/25/64	W	58-55	A
1/12/65	W	82-62	A
2/27/65	W	109-61	H
1/12/66	W	119-74	H
2/15/66	W	113-62	A
12/7/66	W	77-56	A
2/21/67	W	114-75	H
1/10/68	W	96-70	H
2/20/68	W	94-68	A
12/11/68	L	78-97	A
2/19/69	W	88-84	H

12/10/69	W	81-61	H
----------	---	-------	---

2/18/70	W	80-69	A
12/9/70	W	74-71	A
1/7/71	W	82-79	H
2/8/72	W	77-65	A
2/16/72	L	65-73	H
1/3/73	W	60-59	A
2/13/73	W	81-69	H
1/3/74	L	70-76	H
2/13/74	W	72-62	A
1/4/75	L	56-57	A
1/15/75	W	73-67	H
2/21/76	L	82-85(ot)	A
2/26/76	W	99-54	H
12/16/76	W	65-51	A
1/18/77	W	76-56	H
12/6/77	W	82-68	H
1/7/78	W	60-50	A
1/3/79	W	72-67	A
2/3/79	W	81-64	H
12/4/79	W	71-62	H
1/3/80	L	59-67	A
1/12/81	W	61-58	A
12/2/81	W	87-68	H
1/9/83	L	72-76	A
1/25/84	W	67-65	H
12/28/84	W	81-57	HCC
12/12/90	W	85-32	GP
12/2/00	W	97-70	GP
11/26/01	W	110-58	HCC
12/18/05	W	86-44	HCC
11/30/10	W	62-55	GP
11/29/12	W	61-53	XL
11/17/15	W	85-66	GP
11/24/18	W	91-66	XL
12/22/19	W	88-62	XL

NJIT

12/29/19	W	69-47	XL
----------	---	-------	----

New Mexico (1-1)

3/13/99	W	78-56	N
11/19/12	L	60-66	N

New York University (2-7)

1943-44	L	45-46	
1944-45	L	45-73	
1945-46	L	55-61	
1946-47	L	41-67	
1947-48	L	55-68	
1948-49	L	51-70	
12/22/55	W	90-82	A
12/28/57	W	74-68	N
3/8/60	L	59-78	N

Niagara (0-3)

2/4/56	L	81-84	H
12/16/59	L	79-112	A
12/28/77	L	69-72	H

UNC Asheville (3-0)

12/4/99	W	98-68	GP
12/21/02	W	117-67	HCC
11/24/11	W	73-63	N

N. Carolina-Chapel Hill (1-5)

12/6/90	L	64-79	A
3/21/98	L	64-75	N
1/19/02	W	86-54	GP
1/18/03	L	65-68	A
1/17/04	L	83-86	A
2/13/05	L	70-77	A

UNC-Charlotte (1-0)

3/15/89	W	67-62	A
---------	---	-------	---

UNC-Wilmington (1-0)

12/20/97	W	93-55	HCC
----------	---	-------	-----

North Carolina State (2-3)

2/16/91	L	59-60	GP
12/5/92	W	81-74	A
3/17/02	W	77-74	N
3/20/05	L	62-65	N
12/4/12	L	65-69	N

Northeastern (35-5)

1926-27	W	45-39	
1932-33	L	21-26	
1936-37	W	42-37	
1936-37	W	59-41	
1937-38	W	59-32	
1937-38	L	40-45	
1938-39	W	32-26	
1938-39	W	48-38	
1939-40	W	61-38	
1939-40	W	67-49	
1940-41	W	71-24	
1940-41	W	79-36	
1941-42	W	66-34	
1941-42	W	58-29	
1942-43	W	76-56	
1942-43	L	46-50	
1943-44	W	59-41	
1943-44	W	70-37	
1944-45	W	53-41	
1944-45	W	72-54	
1945-46	W	67-28	
1945-46	W	78-22	
1946-47	W	81-42	
1946-47	W	77-31	
1947-48	W	64-41	
1949-50	W	77-40	H
1/10/51	W	75-55	A
1/29/55	W	72-44	A
2/16/56	W	80-74	H
2/12/58	W	87-59	A
12/27/85	L	73-90	HCC
12/30/94	W	88-70	HCC
11/29/95	W	86-39	HCC
11/25/96	W	89-37	HCC
12/8/01	W	80-44	GP
12/6/04	W	97-60	GP
12/6/06	W	81-53	GP
12/6/07	W	69-60	GP
3/16/10	W	59-57	GP
11/14/16	L	61-64	GP

North Florida (1-0)

12/18/16	W	80-59	GP
----------	---	-------	----

Norwich (4-0)

1925-26	W	48-16
1926-27	W	35-23
1927-28	W	39-17
1933-34	W	32-27

Notre Dame (18-10)

12/6/95	W	85-65	A
2/17/96	W	86-65	GP
2/8/97	L	65-71 (ot)	A
1/3/98	W	84-58	HCC
2/17/98	W	88-79	A
1/12/99	W	101-70	HCC

1/5/00	L	70-75	HCC
2/12/00	L	66-68	A
2/26/01	W	75-59	HCC
3/8/02	W	82-77	N
2/24/03	W	87-79	A
2/9/04	L	74-80	A
2/21/04	W	61-50	HCC
3/11/04	W	66-58	N
1/30/05	L	74-78	A
2/21/05	W	85-74	HCC
2/21/06	W	75-74 (ot)	HCC
1/5/08	L	67-73	A
2/13/08	W	84-68	GP
1/24/09	W	69-61	A
2/28/09	W	72-65	GP
1/2/10	W	82-70	XL
3/3/10	L	50-58	A
1/4/11	L	70-73	A
3/5/11	L	67-70	GP
1/14/12	W	67-53	A
1/29/12	L	48-50	XL
1/12/13	W	65-58	A

Ohio State (3-4)

12/3/83	L	67-74	A
12/8/84	L	65-72	H
3/30/88	W	72-67	N
3/21/92	L	55-78	N
3/27/99	W	64-58	N
12/12/15	W	75-55	GP
12/10/16	L	60-64	A

Ohio University (1-1)

12/28/79	W	95-76	H
12/29/93	L	76-85	N

Oklahoma (1-3)

1/7/02	L	67-69	HCC
1/7/03	L	63-73	A
1/11/04	W	86-59	GP

ALL-TIME OPPONENT SERIES HISTORIES

2/5/83	L	71-72(ot)	H	2/20/46	W	43-41	H	Purdue (1-4)	1938-39	L	62-76	1/20/73	W	74-72	H
1/7/84	W	79-58	A	3/17/47	W	88-46	H	1938-39	W	68-67	2/24/73	W	91-77	A	
2/6/84	L	71-75(ot)	H	3/8/75	L	83-108	N-scc	12/6/86	L	70-88	HCC	2/5/74	L	70-80(3ot)	A
1/12/85	W	76-74	H	3/6/76	W	87-73	N-scc	12/8/88	L	73-88	A	2/23/74	W	72-55	H
2/13/85	L	71-78	A	1/11/77	L	71-86	A	11/28/92	L	69-73	N	12/14/74	W	85-68	H
2/11/86	W	77-73	H	1/21/78	L	47-57	HCC	3/26/09	W	72-60	N	3/1/75	W	73-71	A
2/24/86	L	51-79	A	1/20/79	L	63-64	A	Quinnipiac (10-0)	1940-41	L	61-79	1/24/76	L	60-63	A
1/31/87	L	52-73	A	1/23/80	W	74-63	NHC	11/15/98	W	102-60	GP	2/28/76	W	76-66	H
2/21/87	L	66-76	HCC	2/4/81	W	79-70	A	11/17/00	W	86-72	HCC	1/21/77	W	67-65	HCC
2/13/88	L	58-61	A	2/21/81	W	71-57	NHC	12/21/01	W	95-79	HCC	2/26/77	W	90-89	A
2/27/88	L	69-74	HCC	2/1/82	W	47-45(ot)	A	11/23/02	W	91-72	GP	1/10/78	L	68-78	A
3/11/88	L	58-75	A	2/20/82	W	90-61	NHC	12/13/03	W	88-55	GP	2/11/78	L	61-70	HCC
2/25/89	W	64-62	HCC	1/26/83	L	62-65	HCC	12/30/04	W	123-71	HCC	2/13/79	L	71-84	A
3/4/89	L	80-88	A	2/26/83	W	72-62	A	12/30/05	W	111-75	HCC	2/24/79	W	80-75(ot)	NHC
1/6/90	W	79-61	HCC	1/21/84	W	70-67	A	11/10/06	W	53-46	GP	3/1/79	W	58-50	A
2/13/90	W	80-77	A	2/20/84	W	62-59	H	12/16/07	W	82-49	XL	12/14/79	L	63-74	A
1/5/91	W	81-76	HCC	1/9/85	L	66-75	A	1946-47	L	57-75	1946-47	W	65-68	HCC	
3/2/91	W	78-68	A	2/9/85	W	84-70	HCC	1946-47	W	83-75	1947-48	L	74-69	A	
1/14/92	W	87-77	HCC	2/22/86	L	67-74	HCC	1947-48	L	63-65	1947-48	L	75-78	HCC	
2/25/92	L	77-86	A	2/26/86	L	66-69	A	1947-48	W	89-80	1947-48	W	93-63	H	
1/12/93	L	78-80	HCC	1/14/87	L	89-103	A	1948-49	W	58-48	1948-49	W	55-42	A	
2/20/93	W	81-80	A	1/24/87	L	53-61	HCC	1948-49	L	64-86	1948-49	L	96-94(ot)	H	
1/29/94	W	88-67	A	1/9/88	W	79-72	HCC	1949-50	L	65-83	A	12/29/90	W	90-69	HCC
2/26/94	W	78-66	HCC	2/8/88	L	79-85	A	1949-50	W	74-71	H	11/19/97	W	80-67	GP
1/11/95	W	85-76	A	3/10/88	W	75-62	N	1/13/51	L	72-77	H	12/26/00	W	87-76	HCC
2/6/95	W	90-61	GP	1/7/89	L	78-80	HCC	2/24/51	W	75-70	A	Rice (2-0)			
3/10/95	W	81-78	N	2/4/89	W	61-65	A	1/12/52	L	62-64	A	1/2/04	W	92-83	A
1/25/96	W	69-63	A	2/3/90	W	92-77	A	2/23/52	W	72-67	H	12/19/05	W	81-72	HCC
12/4/96	L	49-56	A	2/19/90	W	75-72(ot)	GP	1/10/53	W	80-74	H				
2/25/97	L	74-77	HCC	1/19/91	L	102-108	HCC	2/21/53	L	80-82	A				
3/5/97	L	62-63	N	2/19/91	W	70-66(ot)	A	12/1/53	W	90-81	A				
2/14/98	W	92-67	HCC	1/22/92	W	97-86(ot)	A	1/9/54	W	78-54	A	Richmond (2-0)			
12/12/98	W	70-69	A	2/22/92	W	94-73	GP	2/20/54	W	79-74	H	12/7/79	W	81-79	A
1/16/99	W	81-58	HCC	1/23/93	W	68-61	GP	12/1/54	W	116-77	H	11/19/98	W	77-57	GP
1/8/00	W	73-51	A	3/2/93	L	71-74	A	1/8/55	W	92-83	H				
1/10/01	W	73-53	HCC	3/12/93	L	55-73	N	2/19/55	W	90-72	A	Rider (1-0)			
3/9/02	W	74-65(2ot)	N	1/19/94	W	79-78	A	1/7/56	W	88-86	A	3/17/94	W	64-46	N
3/2/03	L	67-71	A	2/19/94	W	81-73	H	2/18/56	W	92-90	H				
3/15/03	L	56-74	N	3/12/94	L	67-69	N	2/16/57	W	88-79	H	Rutgers (37-14)			
1/19/04	W	68-65	HCC	1/14/95	W	70-62	GP	3/2/57	W	94-93	A	12/30/52	W	82-73	A
2/15/04	L	68-75	A	2/27/95	L	70-72	A	2/15/58	W	102-57	A	2/16/54	W	91-78	H
3/13/04	W	61-58	N	1/13/96	W	83-74	A	3/1/58	L	81-85	H	2/16/55	W	91-78	A
1/22/05	L	66-76	GP	2/6/96	W	99-77	GP	2/15/59	W	70-64	H	2/7/56	W	105-85	H
2/26/05	W	73-64	A	1/29/97	L	47-62	GP	3/4/59	W	87-63	A	12/11/56	W	88-75	A
1/31/06	W	80-76	GP	1/27/98	W	63-56	A	2/9/60	W	66-62	A	12/11/57	W	73-63	H
1/16/07	L	54-63	A	2/23/98	W	77-68	HCC	3/5/60	W	95-79	H	3/7/59	W	80-55	A
2/2/08	W	60-53	XL	3/5/98	W	64-55	N	1/14/61	W	74-68	H	12/19/59	W	74-62	A
2/16/09	L	68-76	XL	2/22/99	W	72-65	A	3/4/61	L	61-73	A	1/4/61	W	95-74	H
3/7/09	L	60-70	A	1/27/00	W	64-50	HCC	1/9/62	L	63-70	A	2/23/62	L	62-93	A
1/13/10	L	57-67	XL	1/13/01	L	68-81	A	3/3/62	W	89-83	H	2/23/63	W	88-63	H
12/27/10	L	63-78	A	2/6/01	W	83-68	HCC	2/19/63	L	62-65	A	2/5/64	L	67-68	A
3/10/11	W	76-74	N	1/16/02	W	69-62	A	3/2/63	W	88-73	H	2/3/65	W	103-73	H
3/3/12	W	74-65	GP	2/5/02	W	67-56	HCC	1/18/64	W	43-41	H	2/23/66	W	96-84	A
1/19/13	L	61-69	A	2/8/03	W	84-68	A	2/29/64	L	53-54	A	2/23/67	W	84-77	H
				3/5/03	L	70-76	GP	3/4/64	W	61-60	A	2/13/68	L	66-71	A
Portland (1-0)				1/24/04	L	56-66	HCC	1/16/65	W	78-68	H	2/25/69	L	79-81	H
12/7/74	W	69-64	A	2/15/05	W	94-89 (2ot)	A	3/6/65	W	88-73	A	2/24/70	L	84-90(ot)	A
				1/28/06	W	76-62	A	1/15/66	L	68-82	A	2/23/71	W	70-66	H
Pratt (1-0)				1/27/07	L	72-84	HCC	3/1/66	W	96-74	H	2/22/72	L	86-89	A
1916-17	W	35-30		1/17/08	L	65-77	XL	3/4/66	L	62-67	H	12/9/73	L	72-86	H
				3/6/08	L	76-85	A	1/14/67	W	80-78	H	2/19/74	L	82-89	A
Princeton (2-1)				1/31/09	W	94-61	GP	2/25/67	L	86-87	A	2/11/75	W	90-89	H
1/2/61	L	76-88	N	1/27/10	L	66-81	A	12/13/67	L	65-78	A	3/13/75	L	83-96	A
3/14/64	W	52-50	N	2/13/11	W	75-57	GP	3/2/68	W	62-58	H	3/18/76	L	79-93	A
12/29/87	W	49-46	HCC	2/28/12	L	70-72	A	1/11/69	W	102-92	H	1/8/77	L	77-84 (3ot)	HCC
				1/31/13	W	82-79 (ot)	A	3/1/69	L	72-92	A	2/4/78	L	70-78	A
Providence (44-28)				3/9/13	W	63-59 (ot)	GP	1/10/70	W	77-74(ot)	A	1/9/79	W	69-67(ot)	H
1/21/28	W	29-21	H					2/28/70	W	35-32	H	1/31/96	W	77-59	A
2/6/29	W	35-33	H	Puerto Rico (1-0)				1/9/71	L	67-75	H	2/28/96	W	78-66	GP
12/14/37	W	40-32	H	12/29/51	W	88-54		2/27/71	L	78-69	A	1/2/97	W	66-57	A
2/27/40	L	51-55	A					1/8/72	L	52-57	A	12/7/97	W	59-44	A
2/17/45	W	48-42	H					2/26/72	L	78-89	H	1/31/98	W	73-56	GP
												3/6/98	W	64-50	N

ALL-TIME OPPONENT SERIES HISTORIES

2/16/99	W	77-64	GP
2/28/00	W	74-69	A
1/30/02	L	53-61	A
2/19/03	W	87-70	HCC
1/6/04	W	75-74	A
1/15/05	W	78-64	HCC
2/19/05	W	85-63	A
2/3/07	W	61-50 (ot)	HCC
2/21/07	W	65-55	A
2/26/08	W	79-61	A
1/3/09	W	80-49	GP
2/20/10	W	76-58	A
1/11/11	W	67-53	XL
1/7/12	L	60-67	A
1/27/13	W	66-54	XL
1/25/14	W	82-71	A
3/5/14	W	69-63	GP

Sacred Heart (7-0)

1/3/00	W	83-56	HCC
12/3/02	W	116-78	GP
11/22/03	W	111-64	HCC
12/28/04	W	73-55	HCC
11/29/06	W	89-46	GP
12/2/15	W	82-49	XL
11/8/19	W	89-67	GP

St. Anselm's (1-0)

1947-48	W	69-55	
---------	---	-------	--

St. Bonaventure (2-1)

12/29/81	W	91-73	HCC
12/28/01	L	70-88	HCC
1/2/03	W	95-78	HCC

St. Francis (NY) (1-4)

12/1/51	L	69-77	H
3/5/52	L	47-63	A
12/14/66	W	81-65	H
12/13/67	L	62-82	A
2/6/78	L	81-84	H

St. Francis (PA) (1-0)

12/28/85	W	84-61	HCC
----------	---	-------	-----

St. John's (28-35)

3/20/51	L	52-63	N-msg
3/17/74	W	82-70	N-msg
1/5/80	L	73-83	A
1/17/81	W	69-68	HCC
2/11/81	L	65-72	A
1/16/82	L	71-77	A
2/10/82	L	82-93(ot)	HCC
3/4/82	L	52-54	N-hcc
1/11/83	L	73-85	HCC
2/12/83	L	78-98	A
1/10/84	L	65-68	A
2/11/84	L	65-84	HCC
1/2/85	L	51-57	HCC
2/2/85	L	64-97	A
1/18/86	L	60-61	HCC
2/15/86	L	54-74	A
1/17/87	L	54-69	HCC
2/18/87	L	55-76	A
1/23/88	L	72-79(ot)	A
2/29/88	L	62-77	HCC
1/10/89	L	63-71	A
1/28/89	W	80-52	HCC
1/2/90	L	62-93	A
1/27/90	W	72-58	GP
1/12/91	L	59-72	GP

1/22/91	L	62-65	A-msg
1/7/92	W	85-76	GP
2/1/92	L	57-90	A-msg
3/13/92	L	59-64(ot)	N-msg
12/8/92	W	74-72 (ot)	GP
1/30/93	L	59-72	A-msg
1/15/94	W	85-81	A-msg
3/5/94	W	95-80	HCC
3/11/94	W	97-77	N-msg
1/8/95	W	98-78	HCC
2/4/95	W	99-82	A-msg
1/17/96	W	88-73	HCC
2/3/96	W	77-63	A-msg
1/8/97	L	67-71 (ot)	GP
1/19/98	L	62-64	A-msg
2/28/98	W	87-58	GP
1/30/99	W	78-74	A-msg
3/6/99	W	82-63	N-msg
1/16/00	L	77-82	GP
2/21/00	L	64-79	A-msg
3/11/00	L	70-80	N-msg
1/6/01	W	82-80 (ot)	GP
1/30/01	L	55-60	A-msg
1/23/02	W	75-70	GP
2/9/02	L	83-85(ot)	A-msg
1/27/03	W	74-68	A-msg
2/22/03	W	87-79	GP
2/24/04	W	71-53	A-msg
2/5/05	W	68-46	GP
1/25/06	W	66-50	GP
1/13/07	W	68-59	A-msg
1/8/08	W	81-65	GP
1/15/09	W	67-55	A-msg
1/20/10	W	75-59	XL
3/9/10	L	51-73	N-msg
2/10/11	L	72-89	A-msg
12/31/11	W	83-69	XL
2/6/13	L	65-71	A-msg

Saint Joseph's (5-3)

1/7/53	L	69-78	A
12/19/53	W	85-77	H
12/3/54	W	79-78	H
12/16/55	W	71-66	A
3/8/65	L	61-67	N
12/29/89	W	83-58	H
3/20/14	W	89-81 (ot)	N
11/13/19	L	87-96	GP

St. Lawrence (0-2)

1939-40	L	35-39	
1941-42	L	39-41	

St. Louis (0-1)

3/12/55	L	103-110	N
---------	---	---------	---

St. Mary's (Calif.) (1-0)

12/17/06	W	89-73	HCC
----------	---	-------	-----

St. Michael's (3-1)

1922-23	L	27-29	
1923-24	W	35-16	
1924-25	W	52-22	
1929-30	W	39-28	

Saint Peter's (4-3)

1/6/77	W	52-50	H
2/9/78	L	71-95	A
2/21/79	W	80-70	H
3/5/80	L	56-71	H
11/30/85	W	53-40	H

2/3/87	L	50-75	A
12/18/19	W	66-56	XL

San Diego (0-1)

3/21/08	L	69-70	ot N
---------	---	-------	------

San Diego State (1-0)

3/24/11	W	74-67	N
---------	---	-------	---

San Jose (0-1)

12/28/68	L	83-96	A
----------	---	-------	---

UC-Santa Barbara (0-1)

12/30/68	L	70-84	A
----------	---	-------	---

Santa Clara (0-1)

12/22/59	L	47-54	H
----------	---	-------	---

Seattle (0-1)

12/26/57	L	83-87	N
----------	---	-------	---

Seton Hall (45-18)

2/17/17	L	19-34	A
2/26/68	W	71-66	H
2/4/69	L	79-81	A
12/22/79	W	89-73	H
1/10/81	W	57-47	H
2/17/81	W	77-70	A
1/9/82	W	76-66	H
2/16/82	L	59-61	A
1/29/83	W	78-47	H
3/1/83	W	78-67	A
1/14/84	W	76-68	H
2/15/84	W	79-57	A
1/30/85	W	81-76	H
3/2/85	L	80-85	A
1/21/86	W	82-70	H
2/18/86	L	62-65	A
3/5/86	L	66-76	N
1/6/87	W	77-68	A
2/28/87	W	56-54	HCC
1/5/88	L	58-71	A
2/2/88	L	59-61	HCC
1/14/89	L	62-76	A
2/15/89	L	69-72	HCC
3/10/89	L	66-74	N
1/13/90	W	79-76	A
2/24/90	W	79-57	GP
3/9/90	W	76-58	N
1/26/91	L	62-76	A
2/27/91	W	62-60 (ot)	GP
2/8/92	L	69-81	GP
3/1/92	L	64-77	A
1/4/93	L	69-72	A
2/27/93	L	74-82	HCC
12/8/93	W	82-66	A
2/12/94	W	80-68	GP
1/21/95	W	86-81	A
2/25/95	W	75-61	GP
3/2/96	W	87-58	A
3/7/96	W	79-58	N
2/1/97	W	62-55	A
3/1/97	L	60-73	HCC
1/13/98	W	80-59	HCC
1/23/99	W	62-47	GP
2/13/99	W	53-48	A
3/4/99	W	57-56	N
1/30/00	W	66-56	HCC
2/14/00	W	59-50	A
3/9/00	W	79-64	N
3/3/01	L	63-65	A

3/2/02	W	90-78	GP
3/13/03	W	83-70	N
3/1/04	W	89-67	GP
1/17/05	W	77-68	A
2/11/06	W	99-57	A
2/14/07	W	67-55	GP
1/3/08	W	98-86	A
1/18/09	W	76-61	XL
2/14/09	W	62-54	A
1/6/10	W	71-63	GP
2/5/11	W	61-59	A
1/3/12	L	63-75	A
2/4/12	W	69-46	XL
2/10/13	W	78-67	A

South Carolina (1-1)

3/16/75	L	61-71	N
3/14/01	W	72-65	GP

South Florida (23-4)

1/11/73	W	84-67	A
3/12/81	W	65-55	A
12/30/81	W	57-50	HCC
3/1/06	W	66-53	A
1/2/07	W	69-50	HCC
2/16/08	W	74-73	ot A
2/21/09	W	64-50	XL
3/6/10	L	68-75	A
12/31/10	W	66-61 (ot)	XL
12/28/11	W	60-57	A
2/3/13	W	69-64 (ot)	GP
3/6/13	L	51-65	A
2/12/14	W	83-40	XL
2/26/14	W	61-56	A
1/6/15	W	58-44	A
1/25/15	W	66-53	XL
3/12/15	W	69-43	N (XL)
2/25/16	W	81-51	A
1/25/17	W	81-60	A
2/8/17	W	97-51	GP
3/9/17	W	77-66	N (XL)
2/7/18	W	68-65	GP
1/2/19	L	68-76	A
3/3/19	W	60-58	GP
3/14/19	W	80-73	N
1/4/20	L	60-75	A
2/23/20	W	78-71	GP

Southern Connecticut (1-0)

12/23/89	W	100-37	H
----------	---	--------	---

Southern Illinois (1-0)

3/22/02	W	71-59	N
---------	---	-------	---

Southern Methodist (4-11)

12/30/65	L	66-80	A
1/4/14	L	65-74	A
2/23/14	L	55-64	GP
2/14/15	L	55-73	A
3/1/15	W	81-73	XL
3/15/15	L	54-62	N (XL)
2/18/16	W	68-62	XL
3/3/16	L	54-80	A
1/19/17	L	49-69	A
2/25/17	L	61-69	XL
1/25/18	W	63-52	GP
3/8/18	L	73-80	N
1/10/19	W	76-64	GP
2/21/19	L	59-77	A
2/12/20	L	75-79	A

Southwest Texas State (1-0)

12/2/96	W	66-49	HCC
---------	---	-------	-----

Springfield (13-16)

1915-16	L	18-44	
1920-21	L	29-32	
1921-22	W	24-23	
1921-22	L	23-46	
1922-23	L	24-35	
1922-23	L	18-36	
1923-24	L	24-35	
1923-24	L	13-34	
1924-25	W	26-16	
1924-25	W	28-13	
1925-26	W	37-33	
1926-27	L	24-35	
1927-28	W	39-36	
1928-29	L	19-28	
1929-30	L	29-33	
1930-31	W	32-24	
1931-32	L	19-52	
1932-33	L	25-26	
1933-34	L	40-46	
1934-35	L	18-43	
1940-41	W	47-44	
1941-42	W	57-47	
1942-43	L	53-61	
1948-49	W	55-45	
1949-50	W	56-36	H
1949-50	L	58-59	A
12/2/50	W	46-44	H
2/3/51	W	54-49	A
12/29/53	W	80-67	N

ALL-TIME OPPONENT SERIES HISTORIES

2/19/72	L	69-98	A	3/11/11	W	76-71 (ot)	N	Towson State (2-0)	12/29/92	W	99-66	HCC	Tulsa (5-7)	1/7/67	W	58-49	A		
12/23/72	L	73-104	H	2/11/12	L	67-85	A	12/29/92	W	99-66	HCC	12/29/78	W	89-68	H	1/16/67	W	99-70	H
1/10/74	W	61-60	A	2/25/12	L	69-71	GP	11/27/93	W	107-67	N	1/13/15	L	58-66	A	1/25/68	W	87-59	A
11/30/77	L	61-101	A	3/8/12	L	55-58	N					2/12/15	W	70-45	XL	2/3/68	W	82-62	H
1/13/79	L	60-74	NHC	2/13/13	W	66-58	XL	Trinity (17-15)	1906-07	L	18-44	3/14/15	W	47-42	N (XL)	1/23/69	L	87-99	A
3/10/79	L	81-89	A	11/26/15	L	76-79	N	1906-07	L	29-44	1/14/16	L	51-60	A	2/1/69	W	96-78	H	
1/26/80	L	89-99	A	12/5/16	W	52-50	N	1907-08	L	3-38	2/13/16	W	75-73	GP	1/22/70	W	85-79	A	
2/29/80	L	61-92	A	12/5/17	L	63-72	N	1907-08	L	3-38	12/31/16	L	59-61 (ot)	A	1/31/70	L	63-69	H	
1/5/81	W	78-59	NHC	11/15/18	W	83-76	N	1919-20	W	25-17	1/3/18	L	88-90 (2ot)	A	12/16/70	W	107-82	H	
2/14/81	W	65-63	A					1919-20	W	24-17	2/15/18	L	71-73	XL	2/17/71	W	100-80	A	
1/6/82	L	69-72	A	Temple (11-11)	2/13/51	W	76-61	H	1920-21	L	17-21	1/16/19	L	83-89	A	12/11/71	W	98-61	H
2/13/82	L	71-78	HCC	3/16/56	L	59-65	N	1921-22	L	19-21	1/26/20	L	75-79 (ot)	XL	1/29/72	W	63-52	A	
2/2/83	L	69-89	A	12/27/58	W	64-46	H	1921-22	W	24-17	2/6/20	W	72-56	A	1/27/73	W	104-74	A	
2/5/83	W	55-54	HCC	2/13/60	L	67-69	A	1922-23	W	35-23				2/15/73	W	88-46	H		
1/18/84	L	68-95	HCC	1/29/64	L	45-53	A	1922-23	W	30-26	UMass-Lowell (2-0)	12/20/15	W	88-79	XL	1/12/74	W	69-56	H
2/18/84	L	85-87(3ot)	A	3/9/64	W	53-48	N	1923-24	W	22-13	11/27/18	W	97-75	GP	1/26/74	W	67-60	A	
3/8/84	L	58-73	A	1/27/65	W	71-60	H	1924-25	W	50-23				12/10/74	W	90-84	H		
1/19/85	W	70-68	A	1/21/14	W	90-66	XL	1924-25	W	44-22	U.S. International (2-0)			1/25/75	L	69-70	A		
2/20/85	W	71-69	HCC	2/20/14	W	68-55	A	1924-25	W	44-22	12/8/83	W	98-80	H	1/6/76	L	85-86 (ot)	H	
1/25/86	L	67-80	A	12/31/14	L	53-57 (ot)	XL	1925-26	W	32-27	1/28/85	W	90-65	H	2/14/76	W	78-71	A	
3/1/86	L	58-75	HCC	3/7/15	L	56-70	A	1925-26	W	51-24				2/12/77	W	70-64	H		
1/3/87	L	71-88	NHC	1/5/16	L	53-55	XL	1926-27	W	31-15	Union (0-1)			2/19/77	L	77-85	A		
2/7/87	L	53-59	A	2/11/16	L	58-63	A	1927-28	W	31-24	1925-26	L	25-33	2/18/78	W	59-48	H		
1/16/88	W	51-50	A	3/12/16	W	77-62	N	1928-29	L	28-29				2/17/79	W	79-62	A		
2/20/88	L	71-73	HCC	1/11/17	W	73-59	GP	1929-30	L	25-29	Upsala (1-0)			2/18/80	W	89-62	H		
1/16/89	W	68-62	HCC	2/19/17	W	64-63	A	1930-31	W	32-15	1932-33	W	33-22	11/19/99	W	89-52	GP		
2/28/89	L	72-88	A	1/28/18	L	57-85	A	1931-32	L	20-26				3/18/04	W	70-53	N		
1/15/90	W	70-59	HCC	2/28/18	W	72-66	GP	1932-33	L	19-38	Utah (3-1)			11/17/10	W	89-73	XL		
2/10/90	L	86-90	A	2/6/19	L	63-81	A	1933-34	L	15-31	1/1/69	L	85-105	A	11/13/12	W	67-49	GP	
3/6/90	W	78-75	N	3/7/19	L	71-78	GP	1933-34	L	21-28	*12/8/79	L (W)	66-73	A					
1/28/91	L	79-81(ot)	HCC	1/29/20	W	78-63	GP	1934-35	L	23-28	12/4/82	W	73-63	N	Villanova (31-36)				
1/28/91	L	66-68	H	2/20/20	L	89-93 (2ot)	A	1934-35	L	27-28	11/28/03	W	76-44	N	1/31/41	L	35-40	A	
2/3/92	L	83-84	A					1935-36	W	37-29	*	-- Game won by forfeit (ineligible player)			3/1/52	W	63-58	A	
3/4/92	W	85-78	HCC	Tennessee (1-2)	3/19/00	L	51-65	N	1935-36	L	27-35				12/20/52	W	75-71	H	
2/2/93	L	57-60	HCC	1/22/11	W	72-61	XL	1936-37	W	38-35					12/27/69	L	71-89	A	
2/15/93	W	80-76	A	1/21/12	L	57-60	A	1936-37	L	33-40	Utah State (1-0)				1/21/81	L	59-63	A	
1/10/94	W	75-67	HCC					1937-38	W	38-35	3/17/00	W	75-67	N	2/23/81	L	73-74	H	
2/1/94	L	95-108	A	Tennessee Tech (1-0)	12/30/93	W	130-78	N	Tufts (14-5)	1920-21	L	25-38			3/5/81	L	54-65	A	
1/23/95	W	86-75	GP							1920-21	L	25-38	Vanderbilt (3-0)		1/23/82	W	53-51	HCC	
2/12/95	W	77-70	A	Texas (6-3)	12/14/91	W	94-77	A	1921-22	W	47-35				2/24/82	L	63-67(ot)	A	
1/21/96	W	79-70	HCC	12/15/93	W	96-86	GP	1921-22	W	27-20	1922-23	L	25-38	11/19/01	W	84-71	HCC		
3/8/96	W	85-67	N	1/10/00	W	77-67	HCC	1922-23	L	25-38	1925-26	W	38-23	2/19/02	W	76-70	A		
1/26/97	L	53-65	HCC	1/15/01	L	56-60	A	1926-27	L	37-44	1926-27	L	37-44	3/25/04	W	73-53	N		
2/17/97	L	66-71 (ot)	A	3/28/03	L	78-82	N	1927-28	W	37-22	1927-28	L	28-45						
1/24/98	W	63-54	A	1/23/10	W	88-74	GP	1928-29	W	29-27	1928-29	W	34-25	3/10/83	L	68-69	N		
3/7/98	W	69-64	N	1/8/11	W	82-81 (ot)	A	1929-30	W	24-22	1947-48	W	54-39	1/27/84	L	58-69	HCC		
2/1/99	L	42-59	HCC	11/30/14	L	54-55	GP	1930-31	W	33-30	1948-49	W	72-48	2/28/84	L	70-82	A		
2/28/99	W	70-58	A	12/29/15	W	71-66	A	1931-32	L	21-34	1949-50	W	61-44	1/5/85	L	59-70(ot)	A		
3/5/99	W	71-50	N					1932-33	L	17-36	1949-50	W	61-44	2/5/85	L	71-79	HCC		
1/24/00	L	74-88	A	Texas A&M (2-1)	12/29/82	W	69-63	HCC	1948-49	W	75-63				1/13/86	L	59-68	HCC	
3/4/00	W	69-54	HCC	11/24/89	L	81-92	A	1949-50	W	56-39	1949-50	W	61-44	2/9/86	L	53-59	A		
2/19/01	L	60-65	A	3/21/09	W	92-66	N	12/6/50	W	68-59	1/6/51	W	71-43	12/13/86	L	51-66	HCC		
3/7/01	L	75-86	N					12/5/51	W	78-52	2/7/51	W	71-43	2/14/87	L	58-67	A		
2/10/03	W	75-61	HCC	Texas-Arlington (1-0)	12/28/93	W	112-72	N	3/2/53	W	115-74	A			12/8/87	L	61-63	A	
3/14/03	W	80-67	N					3/1/54	W	91-69	H				1/20/88	L	58-69	HCC	
2/2/04	W	84-56	HCC	Texas Christian (2-1)	12/29/67	L	65-72	H							1/4/89	W	57-55	HCC	
3/7/04	L	56-67	A	12/12/81	W	69-67(ot)	A								2/18/89	L	67-76(ot)	A	
2/7/05	W	74-66	A	11/22/95	W	102-76	N								12/12/89	L	57-64	HCC	
3/5/05	W	88-70	GP					Tulane (9-0)	2/7/15	W	62-53	A			1/9/90	W	71-54	A	
3/11/05	L	63-67	N	Texas-San Antonio (1-0)	3/11/99	W	91-66	N	2/22/15	W	67-60	GP			1/8/91	W	74-71	A	
1/16/06	W	88-80	A						1/2/16	W	75-67	A			2/2/91	W	67-59	GP	
2/8/06	W	73-50	HCC	Texas Southern (2-0)	12/2/05	W	113-49	GP	1/19/16	W	60-42	XL			1/11/92	L	70-79	A	
3/9/06	L	84-86 (ot)	N						1/28/17	W	78-68	GP			1/27/92	L	72-58	GP	
2/5/07	W	67-60	GP						1/13/18	W	67-57	A			1/9/93	W	87-80	A	
2/17/07	L	63-73	A						1/19/19	W	87-71	GP			2/9/93	W	82-62	GP	
3/7/07	L	65-78	N						1/8/20	W	67-61	GP			1/25/94	W	91-67	HCC	
2/6/08	W	63-61	A						3/8/20	W	80-76	A			2/15/94	L	63-64	A	
2/11/09	W	63-49	GP												1/3/95	W	77-62	A	
3/12/09	L	117-127 (6 ot)	N												2/18/95	L	73-96	GP	
2/10/10	L	67-72	A												3/12/95	L	78-94	N	
2/2/11	L	58-66	XL												1/8/96	W	81-73	GP	
															2/25/96	W	70-59	A	
															2/23/97	L	58-65	A	

ALL-TIME OPPONENT SERIES HISTORIES

2/2/98	W	80-65	HCC
2/21/98	W	83-76	A
12/30/98	W	100-76	HCC
2/2/00	W	74-60	A
1/24/01	L	59-70	HCC
2/10/01	L	60-74	A
1/13/02	W	70-65	A
2/11/02	W	46-40	HCC
3/7/02	W	72-70	N
1/25/03	W	74-65	HCC
2/15/03	L	70-79	A
2/28/04	W	75-74 (ot)	A
3/12/04	W	87-64	N
2/2/05	W	81-76	HCC
2/13/06	L	64-69	A
2/26/06	W	89-75	GP
2/28/07	L	74-78	GP
2/23/08	L	65-67	A
1/21/09	W	89-83	XL
2/15/10	W	84-75	A
1/17/11	W	61-59	GP
2/20/12	W	73-70 (ot)	A
2/16/13	L	61-70	XL
3/22/14	W	77-65	N
1/20/18	L	61-81	XL
12/22/18	L	58-81	N
1/18/20	L	55-61	A

Virginia (6-2)

1/2/65	L	63-68	N
12/30/66	W	100-79	H
12/6/87	L	59-72	HCC
12/10/88	W	68-61	A
11/29/93	W	77-36	A
1/28/96	W	76-46	HCC
12/23/96	W	64-61 (ot)	GP
12/10/97	W	74-63	A

Virginia Commonwealth (1-0)

3/25/88	W	72-61	H
---------	---	-------	---

Virginia Military (3-0)

12/20/51	W	63-47	H
12/21/51	W	74-55	H
12/29/73	W	80-78	A

Virginia Tech (6-2)

2/3/01	W	85-72	GP
2/17/01	W	61-46	A
1/2/02	W	86-74	A
1/10/02	W	95-60	HCC
1/14/03	W	83-65	HCC
2/5/03	L	74-95	A
1/28/04	W	96-60	A
3/22/10	L	63-65	A

Wagner (5-1)

2/9/53	W	64-61	H
2/9/54	W	71-61	A
11/27/98	W	111-46	HCC
12/7/02	W	97-85	GP
11/14/11	W	78-66	GP
11/11/16	L	58-67	GP

Wake Forest (2-1)

12/29/69	L	77-103	A
12/2/91	W	84-75	HCC
11/16/12	W	77-71	N

Washington (5-0)

3/19/98	W	75-74	N
12/1/98	W	69-48	N
3/24/06	W	98-92 (ot)	N
12/29/12	W	61-53	XL
12/22/13	W	82-70	A

Wayne (3-0)

1948-49	W	44-39	
1949-50	W	65-47	H
1/4/52	W	59-58	H

Wentworth (2-0)

1916-17	W	52-11	
1919-20	W	71-6	

Wesleyan (17-24)

1905-06	L	12-86	
---------	---	-------	--

1915-16	L	23-42	
1916-17	L	24-38	
1917-18	W	32-28	
1917-18	L	16-20	
1919-20	L	31-43	
1920-21	L	20-31	
1921-22	L	19-20	
1922-23	L	16-30	
1923-24	L	21-41	
1924-25	L	26-31	
1925-26	L	26-49	
1926-27	W	41-26	
1928-29	L	23-36	
1929-30	W	33-22	
1930-31	L	27-36	
1931-32	L	29-40	
1932-33	L	22-36	
1933-34	L	21-28	
1934-35	L	30-44	
1935-36	L	35-45	
1936-37	L	36-46	
1937-38	L	48-57	
1938-39	W	54-41	
1939-40	W	55-44	
1940-41	W	57-42	
1941-42	W	66-44	
1942-43	L	40-42	
1943-44	W	49-25	
1943-44	W	42-33	
1944-45	L	43-48	
1944-45	L	31-39	
1945-46	W	38-35	
1945-46	L	29-40	
1946-47	W	53-34	
1947-48	W	54-37	
1948-49	W	42-38	
1948-49	W	62-41	
1949-50	W	82-58	A
2/10/51	W	74-51	H
1/16/52	W	69-38	A

West Virginia (16-6)

3/11/63	L	71-77	N
3/17/88	W	62-57 (ot)	A
1/3/96	W	89-79	A
2/14/96	W	87-69	GP
1/4/97	W	79-62	HCC
12/3/97	W	88-75	GP
2/11/98	L	62-80	A
1/9/99	W	80-45	A
2/26/00	W	72-71	GP
2/23/02	W	95-73	GP
2/7/04	W	88-58	GP
2/25/05	W	68-58	A
2/18/06	W	81-75	A
12/30/06	L	71-81	A
3/1/08	W	79-71	XL
3/13/08	L	72-78	N
1/6/09	W	61-55	A
2/22/10	W	73-62	XL
3/2/11	L	56-65	A
1/9/12	W	64-57	XL
3/7/12	W	71-67 (ot)	N
11/23/14	L	68-78	N

Western Carolina (1-0)

11/14/08	W	81-55	GP
----------	---	-------	----

Western Kentucky (1-0)

12/30/80	W	84-58	H
----------	---	-------	---

Western Reserve (0-1)

1947-48	L	49-63	
---------	---	-------	--

Wichita State (2-4)

11/22/10	W	83-79	N
12/30/17	L	62-72	XL
2/10/18	L	74-95	A
1/26/19	W	80-60	GP
2/28/19	L	63-65	A
1/12/20	L	86-89 (2ot)	XL

William & Mary (1-0)

12/28/67	W	51-49	H
----------	---	-------	---

Winthrop (1-0)

1/2/94	W	113-59	GP
--------	---	--------	----

Wisconsin (1-0)

11/24/08	W	76-57	N
----------	---	-------	---

Worcester Polytechnic (9-9)

1907-08	L	29-36	
1918-19	L	16-26	
1918-19	L	24-34	
1919-20	L	17-23	
1920-21	L	17-42	
1921-22	W	29-26	
1932-33	W	29-25	
1933-34	L	35-41	
1934-35	W	44-30	
1935-36	L	30-48	
1936-37	W	49-43	
1937-38	W	61-59	
1938-39	W	49-48	
1939-40	L	60-63	
1940-41	W	58-37	
1941-42	W	69-55	
1943-44	W	48-36	
1944-45	L	49-51	

Xavier (1-1)

3/16/91	W	66-50	N
11/22/19	L	74-75 (2ot)	N

Yale (44-23)

1914-15	L	16-26	H
1929-30	L	19-25	
1930-31	L	17-36	
1941-42	L	48-53	

1942-43	W	50-49	
1943-44	L	33-41	
1943-44	L	35-46	
1944-45	L	41-79	
1946-47	W	47-39	
1947-48	L	50-57	
1947-48	L	53-57	
1948-49	L	44-61	
1948-49	L	55-71	
1949-50	L	44-62	A
12/13/50	W	71-65	H
12/18/51	W	56-47	A
12/19/52	W	76-68	A
12/5/53	W	56-52	H
12/8/54	W	83-57	A
12/7/55	L	87-92	H
12/6/56	W	77-66	A
1/5/57	L	64-66	H
12/7/57	L	74-79	H
12/6/58	W	60-52	A
12/5/59	W	66-65	H
12/3/60	L	55-63	A
12/2/61	W	82-64	H
12/1/62	W	61-49	A
12/7/63	L	60-64	H
12/5/64	W	68-47	H
12/4/65	W	95-73	H
12/3/66	L	57-65	A
12/2/67	W	70-62	H
11/30/68	L	70-89	A
12/6/69	W	91-77	H

12/5/70	L	80-94	A
12/19/70	W	84-76	A
12/4/71	W	66-64	H
12/2/72	W	92-71	A
12/1/73	W	102-88	H
11/30/74	W	88-73	A
12/6/75	W	71-59	H
12/4/76	W	56-50	A
12/3/77	W	73-57	H
12/2/78	L	78-94	A
12/1/79	W	83-75	H
12/6/80	W	65-53	A
1/26/82	W	63-57	H
11/30/82	W	96-73	A
12/1/83	W	76-54	H
12/4/84	W	95-77	H
11/26/85	W	80-76	H
12/2/86	L	75-77 (ot)	A
12/2/87	W	69-59	H
11/30/88	W	75-44	A
11/30/89	W	76-50	H
11/29/90	W	49-48	A
11/29/91	W	79-55	HCC
12/10/92	W	65-38	HCC
12/1/93	W	81-64	GP
12/2/94	W	105-53	HCC
12/8/95	W	93-66	HCC
11/29/96	W	72-39	HCC
11/15/97	W	88-57	GP
11/17/03	W	70-60	GP
11/11/13	W	80-62	XL
12/5/14	L	44-45	GP

100-POINT GAMES

UCONN 100-POINT GAMES

Date	UConn	Opp.	Opponent
3/11/16	104	97 (4 ot)	Cincinnati (AAC Tourney)
11/13/15	100	56	Maine (GP)
12/14/14	106	85	Coppin St. (XL)
11/14/13	101	55	Detroit (GP)
3/19/09	103	47	Chattanooga (NCAA)
3/12/09	117	127 (6 ot)	Syracuse (BET)
12/22/07	105	60	Maine (XL)
12/3/06	106	55	Texas Southern (GP)
12/30/05	111	75	Quinnipiac (HCC)
12/23/05	129	61	Morehead St. (GP)
12/2/05	113	49	Texas Southern (GP)
12/30/04	123	71	Quinnipiac (HCC)
12/28/03	101	62	Ball St. (HCC)
12/20/03	101	64	Iona (HCC)
11/22/03	111	64	Sacred Heart (HCC)
12/21/02	117	67	UNC Asheville (HCC)
12/3/02	116	78	Sacred Heart (GP)
1/26/02	110	98	at Arizona
11/26/01	110	58	New Hampshire (HCC)
12/22/00	110	66	Fairfield (HCC)
1/12/99	101	70	Notre Dame (HCC)
12/30/99	100	76	Villanova (HCC)
12/23/98	102	67	Fairfield (HCC)
11/27/98	111	46	Wagner (HCC)
11/15/98	102	60	Quinnipiac (HCC)
12/28/97	101	69	Hartford (HCC)
12/29/96	104	62	Hartford (HCC)
1/23/96	116	46	Central Conn. (HCC)
12/30/95	102	63	Hartford (HCC)
11/22/95	102	76	TCU (Great Alaska)
3/16/95	100	71	Tenn-Chatt. (NCAA)
1/5/95	102	77	Hartford (GP)
12/2/94	105	53	Yale (HCC)
11/25/94	110	59	Lafayette (HCC)
1/2/			

OVERTIME GAMES (Records kept since 1956-57)

Date	Opponent	Result						
2019-20			2003-04			2/10 St. John's (HCC) L, 93-82 OT		
11/22/19	vs. Xavier (Charleston Classic)	L, 74-75 (2OT)	2/28	at Villanova	W, 75-74 OT	2/24	at Villanova	L, 67-63 OT
1/12/20	Wichita State (XL)	L, 86-89 (2OT)	2002-03			3/10	at Dayton (NIT)	L, 76-75 OT
1/26/20	Tulsa (XL)	L, 75-79 OT	1/11	Miami (GP)	W, 83-80 OT	1980-81		
2/9/20	Cincinnati (GP)	W, 72-71 OT	2001-02			1/24	Georgetown	W, 75-73 OT
2/20/20	at Temple	L, 89-93 (2OT)	1/26	at Arizona	W, 100-98 OT	1978-79		
2018-19			2/9	at St. John's	L, 85-83 OT	1/9	Rutgers	W, 69-67 OT
1/12/19	at Cincinnati	L, 72-74 OT	2/16	Boston College (HCC)	W, 79-77 OT	1/11	at Boston University	W, 63-62 OT
2017-18			3/9	vs. Pittsburgh (BET)	W, 74-65 (2OT)	1/26	Holy Cross (Colonial Classic, Boston Garden)	W, 109-102 OT
11/29	Columbia (GP)	W, 77-73 OT	2000-01			2/24	Rhode Island (NHC)	W, 80-75 OT
12/2	Monmouth (XL)	W, 84-81 OT	1/6	St. John's	W, 82-80 OT	1976-77		
1/3	at Tulsa	L, 88-90 2OT	1998-99			12/1	Boston University	W, 73-69 OT
2016-17			1/20	Miami	W, 70-68 OT	12/4	Duke (MSG)	L, 64-59 OT
12/23/16	Auburn (XL)	L, 67-70 OT	1996-97			12/28	Colgate (UConn Classic HCC)	W, 73-66 OT
12/31/16	at Tulsa	L, 59-61 OT	12/23	Virginia (GP)	W, 64-61 OT	1/8	Rutgers (HCC)	L, 84-77 (3OT)
2015-16			1/8	St. John's (GP)	L, 71-67 OT	2/10	at Manhattan	L, 72-69 OT
3/11/16	Cincinnati (AAC, Orlando)	W, 104-97 (4 OT)	2/8	at Notre Dame	L, 71-65 OT	1975-76		
2014-15			2/17	at Syracuse	L, 71-66 OT	1/6	Vermont	L, 86-85 OT
12/31/14	Temple (XL)	L, 53-57 OT	3/25	FSU (NIT) (MSG)	L, 71-66 OT	2/21	at New Hampshire	L, 85-82 OT
2013-14			1993-94			3/13	Hofstra (NCAA Tourney at Providence)	W, 80-78 OT
2/15/14	Memphis (XL)	W, 86-81 OT	2/9	at Boston College	W, 94-91 (2OT)	1974-75		
3/20/14	vs. Saint Joseph's (NCAA Second Round at Buffalo, N.Y.)	W, 89-81 OT	3/25	Florida (NCAA Regional Semifinals at Miami)	L, 69-60 OT	2/1	at Maine	W, 100-90 OT
2012-13			1992-93			2/8	at UMass	W, 80-76 OT
(school records: 7 OT games; 5 OT wins)			12/8	St. John's (GP)	W, 74-72 OT	1973-74		
11/18	vs. Quinnipiac (Paradise Jam)	W, 89-83 (2OT)	3/19	Jackson St. (GP) (NIT)	L, 90-88 OT	12/15	Manhattan	W, 76-72 OT
1/1	at Marquette	L, 76-82 OT	1991-92			2/5	at Rhode Island	L, 80-70 (3OT)
1/31	at Providence	W, 82-79 OT	1/22	at Providence	W, 97-86 OT	2/9	UMass	W, 79-76 OT
2/3	USF (GP)	W, 69-64 OT	1/25	Boston College (HCC)	W, 83-77 OT	1972-73		
2/21	Cincinnati (XL)	W, 73-66 OT	3/13	St. John's (BET)	L, 64-59 OT	2/17	at Maine	L, 110-105 OT
2/27	Georgetown (GP)	L, 78-79 (2OT)	1990-91			1971-72		
3/9	Providence (GP)	W, 63-59 OT	1/16	at Syracuse	L, 81-79 OT	1/15	Maine	W, 72-69 OT
2011-12			2/19	at Providence	W, 70-66 OT	2/29	Boston College	L, 41-39 OT
11/26	vs. Florida State (Battle 4 Atlantis)	W, 78-76 OT	2/27	Seton Hall (GP)	W, 62-60 OT	1969-70		
2/20	at Villanova	W, 73-70 OT	1989-90			1/10	at Rhode Island	W, 77-74 OT
3/7	West Virginia (BET)	W, 71-67 OT	2/19	Providence (GP)	W, 75-72 OT	1/26	at Boston University	W, 90-81 OT
2010-11			3/24	Duke (NCAA)	L, 79-78, OT	2/24	at Rutgers	L, 90-84 OT
12/31	South Florida (XL)	W, 66-61 OT	1988-89			1967-68		
1/8	at Texas	W, 82-81 OT	2/18	at Villanova	L, 76-67 OT	2/22	Holy Cross	L, 86-85 OT
1/29	Louisville (GP)	L, 79-78 (2OT)	1987-88			1966-67		
2/24	Marquette (XL)	L, 74-67 OT	1/23	at St. John's	W, 72-69 OT	1/4	Holy Cross	L, 74-69 OT
3/11	vs. Syracuse (BET)	W, 76-71 OT	3/17	at West Virginia (NIT)	W, 62-57 OT	1964-65		
2008-09			1986-87			12/12	at Boston College	W, 85-81 OT
12/20	vs. Gonzaga (Battle in Seattle)	W, 88-83 OT	12/2	at Yale	L, 77-75 OT	2/24	at Manhattan	W, 80-75 OT
3/12	vs. Syracuse (BET)	L, 117-127 (6OT)	12/11	Rhode Island	W, 96-94 OT	1958-59		
2007-08			1984-85			2/16	at UMass	L, 80-79 OT
2/16	at South Florida	W, 74-73 OT	1/5	at Villanova	L, 70-59 OT	1956-57		
3/21	vs. San Diego (NCAA First Round at Tampa, Fla.)	L, 69-70 OT	1/26	Boston College	L, 78-77 OT	12/29	Pittsburgh (Orange Bowl Tourney at Miami)	W, 64-50 OT
2006-07			1983-84			1/2	Dartmouth	L, 70-67 OT
2/3	Rutgers (HCC)	W, 61-50 OT	12/15	at UMass	L, 67-65 OT	TOTAL: 113 Games		
2005-06			2/6	Pittsburgh	L, 75-71 OT	Record: 62-51 (.549)		
2/21	Notre Dame (HCC)	W, 75-74 OT	2/18	at Syracuse	L, 87-85 (3OT)			
3/9	vs. Syracuse (BET)	L, 86-84 OT	1982-83					
3/24	vs. Washington (NCAA Regional Semifinals at Washington, DC)	W, 98-92 OT	2/5	Pittsburgh	L, 72-71 OT			
3/26	vs. George Mason (NCAA Regional Championship at Washington, DC)	L, 86-84 OT	1981-82					
2004-05			12/12	TCU (Oil Capital Classic at Tulsa)	W, 69-67 OT			
2/15	at Providence	W, 94-89 (2OT)	1/13	Boston College (NHC)	W, 59-58 OT			
			2/1	at Providence	W, 47-45 OT			

UCONN AND THE ASSOCIATED PRESS POLL

UCONN AS NO. 1 IN NATION

**UConn has spent
29 weeks ranked No. 1
9 different times ranked No. 1
6 different seasons ranked No. 1**

6 times the men & women have each been ranked No. 1
17 wks. the men & women have each been ranked No. 1

**41-9 record as the nation's top-ranked team
21-3 home (11-1 GP, 10-2 HCC)
17-3 road
3-3 on neutral court (2-3 in MSG)
14-6 vs. ranked opponents
27-3 vs. unranked opponents**

**-- all rankings are from the Associated Press Top 25

Date	Opponent	Opp. rank	Result
2/14/95	at Georgetown	22	W, 91-85
2/18/95	Villanova (gp)	15	L, 96-73
12/1/98	vs. Washington	14	W, 69-48
12/5/98	Michigan St. (gp)	9	W, 82-68
12/9/98	at Massachusetts		W, 59-54
12/12/98	at Pittsburgh	18	W, 70-69
12/23/98	Fairfield (hcc)		W, 102-67
12/30/98	Villanova (hcc)		W, 100-76
1/2/99	Georgetown (gp)		W, 87-64
1/6/99	at Boston College		W, 91-78
1/9/99	at West Virginia		W, 80-45
1/12/99	Notre Dame (hcc)		W, 101-70
1/16/99	Pittsburgh (hcc)		W, 81-58
1/20/99	at Miami	25	W, 70-68
1/23/99	Seton Hall (gp)		W, 62-47
1/25/99	at Georgetown		W, 78-71
1/30/99	at St. John's	9	W, 78-74
2/1/99	Syracuse (hcc)	16	L, 59-42
2/6/99	at Stanford	4	W, 70-59
11/11/99	vs. Iowa (msg)		L, 70-68
11/12/99	vs. Duke (msg)	10	W, 71-66
11/17/03	Yale (gp)		W, 70-60
11/19/03	Nevada (gp)		W, 93-79
11/22/03	Sacred Heart (hcc)		W, 111-64
11/26/03	vs. Georgia Tech (msg)		L, 77-61
11/28/03	vs. Utah (msg)		W, 76-44
12/20/03	Iona (hcc)		W, 104-54
12/28/03	Ball State (hcc)		W, 101-62
12/30/03	Massachusetts (hcc)		W, 91-67
1/2/04	at Rice		W, 92-83
1/6/04	at Rutgers		W, 75-74
1/11/04	Oklahoma (gp)	6	W, 86-59
1/14/04	Georgetown (gp)		W, 94-70
1/17/04	at North Carolina	9	L, 86-83
1/25/06	St. John's (gp)		W, 66-50
1/28/06	at Providence		W, 76-62
1/31/06	Pittsburgh	9	W, 80-76
2/4/06	at Indiana	22	W, 88-80
2/8/06	Syracuse (hcc)		W, 73-50
2/11/06	at Seton Hall		W, 99-57
2/13/06	at Villanova	4	L, 69-64
2/18/06	at West Virginia	11	W, 81-75
3/9/06	vs. Syracuse (bet-msg)		L, 86-84 ot
2/2/09	at Louisville	5	W, 68-51
2/7/09	Michigan (gp)		W, 69-61
2/11/09	Syracuse (gp)	23	W, 63-49
2/14/09	at Seton Hall		W, 62-54
2/16/09	Pittsburgh (xl)	4	L, 76-68
2/21/09	South Florida (xl)		W, 64-50
3/7/09	at Pittsburgh	3	L, 70-60

UCONN AS THE NO. 1 TEAM: UConn has been in the No. 1 spot in the national rankings nine times and 29 weeks in school history. The Huskies have played 50 games in their history as the No. 1 team in the nation (29 total weeks), compiling a 41-9 record in those contests. UConn was the top-ranked team for:

- 1994-95 -- 2 games (1-1, 1 week)
- 1998-99-- 17 games (16-1, 10 weeks)
- 1999-00-- 2 games (1-1, 1 week)
- 2003-04-- 13 games (11-2, 3 wks and 5 weeks)
- 2005-06-- 9 games (7-2, 4 weeks and 1 week)
- 2008-09-- 7 games (5-2, 3 weeks and 1 week)

UConn is 21-3 at home as No. 1 (11-1 in Gampel, 10-2 in HCC), 17-3 on the road as the top-ranked team and 3-3 on a neutral court (2-3 in MSG, 1-0 at the United Center in Chicago).

DUAL NO. 1's: The Husky men and women have been ranked No. 1 at the same time a total of six different times/seasons (twice in 2008-09) and for 17 total weeks. Prior to 2008-09, in each of the previous four seasons (13 total weeks) that UConn accomplished this feat, one or both of the teams went on to capture the national championship. In 1995, both teams were top-ranked for one week, February 13, 1995, and the women captured the 1995 title. In 1998-99, the teams spent six weeks together at the top spot and the men were crowned national champs. In 1999-00, the teams spent one week together at No. 1 and the women won the title. In 2003-04, both teams started the season ranked No. 1 and were together at the top of the rankings for five weeks, going on to become the only school in NCAA history to capture a men's and women's title in the same season. The UConn men's and women's teams repeated the dual championships in 2013-14, although the men's team was not ranked No. 1 during the season.

**-- all notes in this section refer to the Associated Press national rankings

HUSKIES IN THE ASSOCIATED PRESS WEEKLY POLL

Year	AP	Rank	AP	Rank	Year	AP	Rank
2019-20	AP	March 7	--	December 30	17	March 11	--
Nov. 18	arv	March 14	arv	January 6	arv	March 18	--
2018-19	AP	2014-15	AP	January 13	arv	2011-12	AP
Nov. 19	arv	Preseason	17	January 20	arv	Preseason	4
Nov. 26	arv	November 17	17	January 27	arv	November 14	4
2017-18	AP	November 24	24	February 3	22	November 21	4
Not ranked in any week.		December 1	arv	February 10	24	November 28	8
		December 8	--	February 17	21	December 5	9
		December 15	--	February 24	arv	December 12	9
2016-17	AP	December 22	--	March 3	19	December 19	8
Preseason	18	December 29	--	March 10	21	December 26	9
Nov. 14	arv	January 5	--	March 17	18	January 2	8
2015-16	AP	January 12	--	2012-13	AP	January 9	17
Preseason	20	January 19	--	Preseason	23	January 16	13
November 16	19	January 26	--	November 12	23	January 23	24
November 23	18	February 2	--	November 19	21	January 30	arv
November 30	arv	February 9	--	November 26	arv	February 6	--
December 7	arv	February 16	--	December 3	arv	February 13	--
December 14	25	February 23	--	December 10	arv	February 20	--
December 21	arv	March 2	--	December 17	arv	February 27	--
December 28	arv	March 9	--	December 24	arv	March 5	--
January 4	23	March 16	--	December 31	arv	March 12	--
January 11	--	2013-14	AP	January 7	--	2010-11	AP
January 18	--	Preseason	18	January 14	arv	Preseason	--
January 25	arv	November 11	19	January 21	--	November 15	--
February 1	--	November 18	18	January 28	--	November 22	arv
February 8	arv	November 25	13	February 4	arv	November 29	7
February 15	--	December 2	12	February 11	--	December 5	6
February 22	arv	December 9	9	February 18	--	December 12	4
February 29	--	December 16	10	February 25	arv	December 19	4
		December 23	15	March 4	--	December 26	4

HUSKIES IN THE WEEKLY ASSOCIATED PRESS POLL

January 2	8	November 20	18	February 2	5	1999-00	AP	January 29	4	December 23	5
January 9	10	November 27	20	February 9	5	Pre-Season	1	February 5	4	December 30	5
January 16	8	December 4	19	February 16	8	November 16	8	February 12	3	January 6	5
January 23	5	December 11	14	February 23	8	November 23	7	February 19	3	January 13	8
January 30	6	December 18	14	March 1	7	November 30	5	February 26	4	January 20	7
February 6	10	December 25	12	March 8	9	December 7	6	March 5	3	January 27	6
February 13	13	January 1	18	March 15	7	December 14	3	March 12	3	February 3	10
February 20	14	January 8	24			December 21	2			February 10	18
February 27	16	January 15	arv	2002-03	AP	December 28	2	1994-95	AP	February 17	21
March 6	21	January 22	arv	Pre-Season	15	January 4	2	Pre-Season	19	February 24	24
March 13	9	January 29	---	November 18	14	January 11	5	November 21	16	March 2	--
2009-10	AP	February 5	---	November 25	12	January 18	8	November 28	16	March 9	--
Preseason	12	February 12	---	December 1	11	January 25	6	December 5	10	March 16	--
November 16	12	February 19	---	December 8	9	February 1	7	December 12	10	1990-91	AP
November 23	13	February 26	---	December 15	8	February 8	13	December 19	10	Pre-Season	17
November 30	14	March 5	---	December 22	6	February 15	18	December 26	8	November 27	15
December 7	14	March 12	---	December 29	5	February 22	22	January 2	6	December 4	14
December 14	14	2005-06	AP	January 5	3	February 29	24	January 9	2	December 11	16
December 21	11	Preseason	3	January 12	t6	March 7	21	January 16	2	December 18	15
December 28	10	November 14	3	January 19	11	March 14	20	January 23	2	December 25	13
January 4	13	November 21	3	January 26	14			January 30	4	January 1	12
January 11	15	November 28	3	February 2	18	1998-99	AP	February 6	3	January 8	9
January 18	arv	December 5	3	February 9	23	Pre-Season	2	February 13	1	January 15	13
January 25	19	December 12	2	February 16	arv	November 17	2	February 20	4	January 22	19
		December 19	2	February 16	arv	November 24	2	February 27	4	January 29	--
2008-09	AP	December 19	2	February 23	arv	December 1	1	March 6	6	February 5	--
Preseason	2	December 26	2	March 2	arv	December 8	1	March 13	8	February 12	--
November 17	2	January 2	2	March 9	arv	December 15	1			February 19	--
November 24	2	January 9	4	March 16	23	December 22	1	1993-94	AP	February 26	--
December 1	2	January 16	3			December 29	1	Pre-Season	--	March 5	--
December 8	2	January 23	1	2001-02	AP	January 5	1	November 22	--	March 12	--
December 15	2	January 30	1	Pre-Season	--	January 12	1	November 29	--	1989-90	AP
December 22	2	February 6	1	November 11	--	January 19	1	December 6	21	Pre-Season	--
December 29	2	February 13	1	November 18	--	January 26	1	December 13	16	November 27	--
January 5	5	February 20	3	November 25	--	February 2	1	December 20	15	December 5	--
January 12	4	February 27	2	December 2	--	February 9	2	December 27	14	December 12	--
January 19	3	March 6	1	December 9	--	February 16	2	January 3	16	December 19	--
January 26	2	March 13	2	December 16	--	February 23	4	January 10	14	December 26	--
February 2	1			December 23	--	March 2	3	January 17	10	January 9	--
February 9	1	2004-05	AP	December 30	--	March 9	3	January 24	6	January 16	--
February 16	1	Preseason	8	January 6	--			January 31	5	January 23	20
February 23	2	November 22	7	January 13	--	1997-98	AP	February 7	6	January 30	13
March 2	1	November 29	7	January 20	25	Pre-Season	12	February 14	3	February 6	8
March 9	5	December 6	7	January 27	17	November 18	12	February 21	5	February 13	10
March 16	5	December 13	11	February 3	--	November 25	11	February 28	4	February 20	6
		December 20	11	February 10	--	December 2	12	March 7	2	February 27	4
2007-08	AP	December 27	11	February 17	--	December 9	13	March 14	4	March 6	8
Preseason	arv	January 3	10	February 24	23	December 16	12			March 13	4
November 12	arv	January 10	12	March 3	19	December 23	11	1992-93	AP	January 23	20
November 19	arv	January 17	16	March 10	10	December 30	10	Pre-Season	16	January 30	13
November 26	arv	January 24	19			January 6	8	November 23	16	February 6	8
December 3	arv	January 31	23	2000-01	AP	January 13	10	December 7	25	February 13	10
December 10	--	February 7	19	Pre-Season	14	January 20	8	December 14	24	February 20	6
December 17	--	February 14	18	November 14	13	January 27	9	December 21	22	February 27	4
December 24	--	February 21	17	November 21	12	February 3	7	December 28	23	March 6	8
December 31	--	February 28	15	November 28	16	February 10	6	January 4	19	March 13	4
January 7	arv	March 7	12	December 5	15	February 17	7	January 11	15	1988-89	AP
January 14	arv	March 14	13	December 12	11	February 24	6	January 18	17	UConn was ranked for one	
January 21	--			December 19	11	March 3	6	January 25	22	week during this season.	
January 28	arv	2003-04	AP	December 26	10	March 10	6	February 1	--	December 13	18
February 4	19	Preseason	1	January 2	10			February 8	--	1980-81	AP
February 11	17	November 17	1	January 9	13	1995-96	AP	February 15	--	UConn was ranked for two	
February 18	13	November 24	1	January 16	t15	Pre-Season	6	February 22	--	weeks during this season.	
February 25	15	December 1	3	January 23	24	November 20	6	March 1	--	January 20	20
March 3	13	December 8	2	January 30	--	November 27	9	March 8	--	January 27	20
March 10	15	December 15	1	February 6	--	December 4	9	March 15	--	1953-54	AP
March 17	16	December 22	1	February 13	--	December 11	8			UConn was ranked for two	
		December 29	1	February 20	--	December 18	8	1991-92	AP	weeks during this season.	
2006-07	AP	January 5	1	February 27	--	December 26	7	Pre-Season	15	January 26	18
Preseason	18	January 12	1	March 6	--	January 2	7	November 25	15	March 2	19
November 13	21	January 19	4	March 13	--	January 8	6	December 2	12		
		January 26	6			January 15	5	December 9	8		
						January 22	4	December 16	7		

UCONN VS. NATIONALLY-RANKED OPPONENTS (AP rankings)

Date	Opponent	Opp. Rank	UConn Rank	Score	Date	Opponent	Opp. Rank	UConn Rank	Score	Date	Opponent	Opp. Rank	UConn Rank	Score
2019-20					2019-11 (12-6)					2005-06 (10-1)				
11/17/19	Florida (GP)	15	--	W, 62-59	12/8/11	Harvard (GP)	25	9	W, 67-53	11/22/05	vs. Arizona	9	3	W, 79-70
11/22/19	Xavier (N)	18	--	L, 74-75 (2 ot)	2/1/12	at Georgetown	14	--	L, 44-58	11/23/05	vs. Gonzaga	8	3	W, 65-63
1/12/20	Wichita State (XL)	23	--	L, 86-89 (2 ot)	2/6/12	at Louisville	24	--	L, 59-80	1/9/06	Cincinnati (hcc)	25	4	W, 70-59
1/18/20	at Villanova	14	--	L, 55-61	2/11/12	at Syracuse	2	--	L, 67-85	1/16/06	at Syracuse	20	3	W, 88-80
1/23/20	at Houston	25	--	L, 59-63	2/18/12	Marquette (GP)	12	--	L, 64-79	1/21/06	at Louisville	17	3	W, 71-58
3/5/20	Houston (GP)	21	--	W, 77-71	2/25/12	Syracuse (GP)	2	--	L, 69-71	1/31/06	Pittsburgh (gp)	9	1	W, 80-76
2018-19 (1-3)					2010-11 (12-6)					2004-05 (4-5)				
11/15/18	Syracuse (N)	15	--	W, 83-76	11/23/10	vs. Michigan St.	2		W, 70-67	1/5/05	Boston College	25	10	L, 70-75
12/8/18	Florida State (N)	11	--	L, 71-79	11/24/10	vs. Kentucky	8		W, 84-67	1/10/05	at Oklahoma	25	12	L, 65-77
2/14/19	Houston (XL)	9	--	L, 63-71	12/27/10	at Pittsburgh	6	4	L, 63-78	1/22/05	Pittsburgh	21	16	L, 66-76
3/15/19	Houston (N)	11	--	L, 45-84	1/4/11	at Notre Dame	15	8	L, 70-73	2/2/05	Villanova	24	23	W, 81-76
2017-18 (0-8)					2009-10 (3-5)					2003-04 (6-3)				
11/24/17	Michigan State (N)	4	--	L, 57-77	11/27/09	vs. Duke	7	13	L, 59-68	1/11/04	Oklahoma (gp)	6	1	W, 86-59
12/21/17	at Arizona	18	--	L, 58-73	12/9/09	vs. Kentucky	4	14	L, 61-64	1/17/04	at North Carolina	9	1	L, 86-83
12/30/17	Wichita State (XL)	8	--	L, 62-72	1/9/10	at Georgetown	12	13	L, 69-72	1/19/04	Pittsburgh (hcc)	9	4	W, 68-65
1/20/18	Villanova (XL)	1	--	L, 61-81	1/13/10	Pittsburgh (XL)	16	15	L, 57-67	2/2/04	Syracuse (hcc)	18	5	W, 84-56
2/3/18	Cincinnati (GP)	8	--	L, 57-65	1/23/10	Texas (GP)	1	nr	W, 88-74	2/15/04	at Pittsburgh	4	5	L, 75-68
2/10/18	at Wichita State	22	--	L, 74-95	2/10/10	at Syracuse	2	nr	L, 67-72	3/7/04	at Syracuse	24	7	L, 67-56
2/22/18	at Cincinnati	11	--	L, 52-77	2/15/10	at Villanova	3	nr	W, 84-75	3/13/04	vs. Pittsburgh	6	9	W, 61-58
3/4/18	at Houston	25	--	L, 71-81	2/22/10	West Virginia (XL)	8	nr	W, 73-62	4/3/04	vs. Duke	6	7	W, 79-78
2016-17 (0-5)					2008-09 (11-5)					2002-03 (4-4)				
11/23/16	Oregon (N)	13	--	L, 69-79	11/23/08	vs. Miami	17	2	W, 76-63	1/7/03	at Oklahoma	9	3	L, 73-63
2/4/17	at Cincinnati	14	--	L, 68-82	11/24/08	vs. Wisconsin	25	2	W, 76-57	2/10/03	Syracuse (hcc)	17	23	W, 75-61
2/25/17	SMU (XL)	17	--	L, 61-69	12/20/08	vs. Gonzaga	8	2	W, 88-83 ot	2/24/03	at Notre Dame	9	nr	W, 87-79
3/5/17	Cincinnati (GP)	18	--	L, 47-67	12/29/08	Georgetown (XL)	11	2	L, 63-74	3/2/03	at Pittsburgh	8	nr	L, 71-67
3/11/17	Cincinnati (N-XL)	15	--	L, 71-81	1/6/09	at West Virginia	25	5	W, 61-55	3/14/03	vs. Syracuse	11	nr	W, 80-67
2015-16 (1-4)					2007-08 (4-3)					2001-2002 (4-4)				
11/27/15	Gonzaga (N)	10	18	L, 70-73	11/16/07	vs. Memphis	3	nr	L, 70-81	12/3/01	vs. Maryland	2	nr	L, 77-65
12/8/15	Maryland (N)	6	arv	L, 66-76	12/1/07	vs. Gonzaga	19	nr	L, 82-85	1/5/02	Miami (gp)	21	nr	W, 76-75
2/18/16	SMU (XL)	21	--	W, 68-62	1/12/08	at Georgetown	7	nr	L, 69-72	1/7/02	Oklahoma (hcc)	5	nr	L, 69-67
3/3/16	at SMU	24	--	L, 54-80	1/20/08	Marquette (gp)	13	nr	W, 89-73	1/26/02	at Arizona	10	25	W, 100-98 ot
3/19/16	Kansas (N)	1	arv	L, 61-73	1/26/08	at Indiana	7	nr	W, 68-63	2/2/02	at Miami	15	17	L, 68-66
2014-15 (1-4)					2006-07 (0-4)					2000-2001 (3-3)				
11/30/14	Texas (GP)	7	24	L, 54-55	1/6/07	at LSU	14	18	L, 49-66	12/9/00	Arizona (gp)	5	13	W, 71-69
12/18/14	vs. Duke (Izod Cntr)	2	--	L, 56-66	1/16/07	at Pittsburgh	6	nr	L, 54-63	1/15/01	at Texas	23	15	L, 60-56
2/14/15	at SMU	25	--	L, 55-73	2/25/07	Louisville (hcc)	20	nr	L, 69-76	2/13/01	Boston Coll (hcc)	9	nr	W, 82-71
3/1/15	SMU (XL)	21	--	W, 81-73	3/3/07	at Georgetown	10	nr	L, 46-59	2/19/01	at Syracuse	17	nr	L, 65-60
3/15/15	vs. SMU (N-XL)	20	--	L, 54-62	2000-2001 (3-3)					1999-2000 (5-4)				
2013-14 (10-4)					2000-09 (11-5)					2000-2001 (3-3)				
12/2/13	Florida (GP)	15	12	W, 65-64	11/23/08	vs. Miami	17	2	W, 76-63	12/3/01	vs. Maryland	2	nr	L, 77-65
1/16/14	at Memphis	17	--	W, 83-73	11/24/08	vs. Wisconsin	25	2	W, 76-57	1/5/02	Miami (gp)	21	nr	W, 76-75
1/18/14	Louisville (GP)	18	--	L, 64-76	12/20/08	vs. Gonzaga	8	2	W, 88-83 ot	1/7/02	Oklahoma (hcc)	5	nr	L, 69-67
2/6/14	at Cincinnati	7	22	L, 58-63	12/29/08	Georgetown (XL)	11	2	L, 63-74	1/26/02	at Arizona	10	25	W, 100-98 ot
2/15/14	Memphis (XL)	20	24	W, 86-81 (ot)	1/6/09	at West Virginia	25	5	W, 61-55	2/2/02	at Miami	15	17	L, 68-66
3/1/14	Cincinnati (XL)	11	--	W, 51-45	1/21/09	Villanova (XL)	20	3	W, 89-83	3/9/02	vs. Pittsburgh	7	19	W, 74-65 2ot
3/8/14	at Louisville	11	19	L, 48-81	1/24/09	at Notre Dame	19	3	W, 69-61	3/17/02	vs. NC State	25	10	W, 77-74
3/13/14	at Memphis	19	21	W, 72-53	2/2/09	at Louisville	5	1	W, 68-51	3/24/02	vs. Maryland	4	10	L, 90-82
3/14/14	vs. Cincinnati (N)	13	21	W, 58-56	2/11/09	Syracuse (GP)	23	1	W, 63-49	2000-2001 (3-3)				
3/15/14	vs. Louisville (N)	5	21	L, 61-71	2/16/09	Pittsburgh (XL)	4	1	L, 68-76	12/9/00	Arizona (gp)	5	13	W, 71-69
3/22/14	vs. Villanova (N)	6	18	W, 77-65	2/25/09	at Marquette	8	2	W, 93-82	1/15/01	at Texas	23	15	L, 60-56
3/28/14	vs. Iowa St. (N)	9	18	W, 81-76	3/7/09	at Pittsburgh	3	1	L, 60-70	2/13/01	Boston Coll (hcc)	9	nr	W, 82-71
3/30/14	vs. Michigan St. (N)	11	18	W, 60-54	3/12/09	vs. Syracuse	18	3	L, 117-127 6ot	2/19/01	at Syracuse	17	nr	L, 65-60
4/5/14	vs. Florida (N)	1	18	W, 63-53	3/26/09	vs. Purdue	17	5	W, 72-60	2/26/01	Notre Dame (hcc)	13	nr	W, 75-59
2012-13 (3-3)					2000-09 (11-5)					2000-2001 (3-3)				
11/9/12	vs. Michigan State	14	23	W, 66-62	3/28/09	vs. Missouri	9	5	W, 82-75	3/7/01	vs. Syracuse	14	nr	L, 86-75
12/4/12	vs. N. Carolina State	25	--	L, 65-69	4/4/09	vs. Michigan St.	8	5	L, 73-82	2000-2001 (3-3)				
1/12/13	at Notre Dame	17	--	W, 65-58	2000-09 (11-5)					2000-2001 (3-3)				
1/14/13	Louisville (XL)	1	--	L, 58-73	11/23/08	vs. Miami	17	2	W, 76-63	12/9/00	Arizona (gp)	5	13	W, 71-69
2/13/13	Syracuse (XL)	6	--	W, 66-58	11/24/08	vs. Wisconsin	25	2	W, 76-57	1/15/01	at Texas	23	15	L, 60-56
2/27/13	Georgetown (GP)	7	--	L, 78-79 (2 ot)	12/20/08	vs. Gonzaga	8	2	W, 88-83 ot	2/13/01	Boston Coll (hcc)	9	nr	W, 82-71
2011-12 (2-6)					2000-09 (11-5)					2000-2001 (3-3)				
11/26/11	vs. Florida State	22	4	W, 78-76 (ot)	12/29/08	Georgetown (XL)	11	2	L, 63-74	2/19/01	at Syracuse	17	nr	L, 65-60
2011-12 (2-6)					2000-09 (11-5)					2000-2001 (3-3)				

UCONN VS. NATIONALLY-RANKED OPPONENTS (AP rankings)

Date	Opponent	Opp. Rank	UConn Rank	Score	Date	Opponent	Opp. Rank	UConn Rank	Score	Date	Opponent	Opp. Rank	UConn Rank	Score
3/11/00	vs. St. John's	19	21	L, 80-70	2/3/92	at Syracuse	13	10	L, 84-83	2/20/85	Syracuse (hcc)	7	nr	W, 71-69
3/19/00	vs. Tennessee	10	20	L, 65-51	2/19/92	at Georgetown	25	21	L, 60-58	2/23/85	Georgetown (hcc)	2	nr	L, 68-47
1998-99 (13-2)					3/1/92	at Seton Hall	22	24	L, 77-64	3/6/85	vs. Georgetown	1	nr	L, 93-62
12/1/98	vs. Washington	14	1	W, 69-48	3/4/92	Syracuse (hcc)	21	nr	W, 85-78	1983-84 (0-4)				
12/5/98	Michigan St. (gp)	9	1	W, 82-68	3/21/92	vs. Ohio St.	3	nr	L, 78-55	1/4/84	Georgetown (hcc)	4	nr	L, 81-69
12/12/98	at Pittsburgh	18	1	W, 70-69	1990-91 (4-7)					1/10/84	at St. John's	10	nr	L, 68-65
1/20/99	at Miami	25	1	W, 70-68 ot	12/6/90	at North Carolina	10	14	L, 79-64	2/4/84	at Georgetown	4	nr	L, 87-62
1/30/99	at St. John's	9	1	W, 78-74	1/5/91	Pittsburgh (hcc)	11	12	W, 81-76	2/18/84	at Syracuse	16	nr	L, 87-85 3ot
2/1/99	Syracuse (hcc)	16	1	L, 59-42	1/12/91	St. John's (gp)	10	9	L, 72-59	1982-83 (1-8)				
2/6/99	at Stanford	4	1	W, 70-59	1/16/91	at Syracuse	8	13	L, 81-79 ot	1/11/83	St. John's (hcc)	3	nr	L, 85-73
2/20/99	Miami (gp)	15	2	L, 73-71	1/22/91	at St. John's	10	19	L, 65-62	2/2/83	at Syracuse	20	nr	L, 89-69
2/28/99	at Syracuse	20	4	W, 70-58	1/28/91	Syracuse	6	nr	L, 68-66	2/8/83	at Villanova	12	nr	L, 86-79
3/5/99	vs. Syracuse	20	3	W, 71-50	2/11/91	Georgetown (hcc)	20	nr	W, 61-55	2/12/83	Georgetown (hcc)	14	nr	L, 77-60
3/6/99	vs. St. John's	9	3	W, 82-63	2/23/91	at Georgetown	25	nr	L, 71-57	2/14/83	at St. John's	7	nr	L, 98-78
3/13/99	vs. New Mexico	24	3	W, 78-56	2/27/91	Seton Hall (gp)	20	nr	W, 62-60 ot	2/19/83	Villanova (hcc)	8	nr	L, 75-68
3/18/99	vs. Iowa	20	3	W, 78-68	3/14/91	vs. LSU	22	nr	W, 79-62	2/21/83	at Boston College	18	nr	L, 86-80
3/27/99	vs. Ohio State	14	3	W, 64-58	3/22/91	vs. Duke	6	nr	L, 81-67	3/5/83	Syracuse (hcc)	18	nr	W, 55-54
3/29/99	vs. Duke	1	3	W, 77-74	1989-90 (6-4)					3/10/83	vs. Villanova	13	nr	L, 69-68
1997-98 (4-3)					1/2/90	at St. John's	16	nr	L, 93-62	1981-82 (1-1)				
11/19/97	Rhode Island (gp)	20	12	W, 80-67	1/15/90	Syracuse (hcc)	5	nr	W, 70-59	1/20/82	at Georgetown	13	nr	W, 63-52
11/26/97	vs. Florida St.	25	11	L, 67-60	1/20/90	Georgetown (hcc)	2	nr	W, 70-65	2/27/82	Georgetown (hcc)	12	nr	L, 60-42
1/24/98	at Syracuse	15	8	W, 63-54	1/27/90	St. John's (gp)	15	20	W, 72-58	1979-80 (0-3)				
2/7/98	Stanford (gp)	9	7	W, 76-56	2/10/90	at Syracuse	6	8	L, 90-86	1/5/80	at St. John's	17	nr	L, 83-73
2/11/98	at West Virginia	16	6	L, 80-62	2/28/90	at Georgetown	7	4	L, 84-64	1/26/80	at Syracuse	6	nr	L, 99-89
3/7/98	vs. Syracuse	22	6	W, 69-64	3/10/90	vs. Georgetown	5	8	W, 65-60	2/29/80	vs. Syracuse	3	nr	L, 92-61
3/21/98	vs. North Carolina	1	5	L, 75-64	3/11/90	vs. Syracuse	4	8	W, 78-75	1978-79 (0-2)				
1996-97 (1-3)					3/22/90	vs. Clemson	17	3	W, 71-70	1/13/79	Syracuse (nhc)	20	nr	L, 74-60
11/15/96	vs. Indiana	24	nr	L, 68-61	3/24/90	vs. Duke	15	3	L, 79-78 ot	3/10/79	vs. Syracuse	10	nr	L, 89-81
12/7/96	Boston Coll. (gp)	20	nr	W, 61-54	1988-89 (1-7)					1977-78 (0-2)				
1/19/97	Kansas (hcc)	1	nr	L, 73-65	1/7/89	Providence (hcc)	20	nr	L, 80-78	11/30/77	at Syracuse	12	nr	L, 101-61
2/23/97	at Villanova	19	nr	L, 65-58	1/14/89	at Seton Hall	13	nr	L, 76-62	1/21/78	Providence (nhc)	12	nr	L, 57-47
1995-96 (5-3)					1/16/89	Syracuse (hcc)	11	nr	W, 68-62	1975-76 (0-1)				
11/24/95	vs. Iowa	10	6	L, 101-95 ot	1/21/89	at Georgetown	3	nr	L, 59-55	3/18/76	vs. Rutgers	4	nr	L, 93-79
1/9/96	Villanova (gp)	7	6	W, 81-73	2/8/89	Georgetown (hcc)	2	nr	L, 70-58	1972-73 (0-1)				
1/21/96	Syracuse (hcc)	12	4	W, 79-70	2/15/89	Seton Hall (hcc)	12	nr	L, 72-69	1/6/73	at Florida State	19	nr	L, 91-55
2/19/96	at Georgetown	13	3	L, 77-65	2/28/89	at Syracuse	6	nr	L, 88-72	1967-68 (0-1)				
2/25/96	at Villanova	4	3	W, 70-59	3/10/89	vs. Seton Hall	11	nr	L, 74-66	12/9/67	Boston College	10	nr	L, 76-60
3/8/96	vs. Syracuse	15	3	W, 85-67	1987-88 (2-5)					1966-67 (0-1)				
3/9/96	vs. Georgetown	4	3	W, 75-74	1/13/88	at Pittsburgh	6	nr	L, 61-58	3/11/67	vs. Boston College	9	nr	L, 48-42
3/22/96	vs. Mississippi St.	19	3	L, 60-55	1/16/88	at Syracuse	9	nr	W, 51-50	1964-65 (0-1)				
1994-95 (7-4)					1/30/88	at Georgetown	15	nr	L, 60-59	3/8/65	vs. St. Joseph's	3	nr	L, 67-61
11/29/94	vs. Duke	8	16	W, 90-86	2/6/88	Georgetown (hcc)	14	nr	W, 66-59	1963-64 (0-1)				
1/16/95	Georgetown (hcc)	10	2	W, 93-73	2/20/88	Syracuse (hcc)	12	nr	L, 73-71	3/16/64	vs. Duke	3	nr	L, 101-54
1/23/95	Syracuse (gp)	6	2	W, 86-75	2/27/88	Pittsburgh (hcc)	6	nr	L, 74-69	1960-61 (0-1)				
1/28/95	at Kansas	7	2	L, 88-59	3/11/88	vs. Pittsburgh	5	nr	L, 75-58	12/31/60	vs. Drake	14	nr	L, 90-81
2/12/95	at Syracuse	9	3	W, 77-70	1986-87 (0-9)					1959-60 (0-2)				
2/14/95	at Georgetown	22	1	W, 91-85	12/6/86	Purdue (hcc)	4	nr	L, 88-70	2/20/60	at Holy Cross	13	nr	L, 98-66
2/18/95	Villanova (gp)	15	1	L, 96-73	1/3/87	Syracuse (nhc)	7	nr	L, 88-71	3/8/60	vs. New York Univ.	12	nr	L, 78-59
3/11/95	vs. Georgetown	22	5	W, 88-81	1/17/87	St. John's (hcc)	13	nr	L, 69-54	1957-58 (0-1)				
3/12/95	vs. Villanova	10	5	L, 94-78	1/21/87	at Georgetown	15	nr	L, 65-51	12/26/57	vs. Seattle	15	nr	L, 87-83
3/23/95	vs. Maryland	10	8	W, 99-89	1/31/87	at Pittsburgh	17	nr	L, 73-52	1955-56 (0-3)				
3/25/95	vs. UCLA	1	8	L, 102-96	2/7/87	at Syracuse	11	nr	L, 59-53	1/4/56	Holy Cross	14	nr	L, 85-68
1993-94 (2-2)					2/11/87	Georgetown (hcc)	13	nr	L, 78-50	2/27/56	at Holy Cross	17	nr	L, 103-81
11/29/93	at Virginia	12	nr	W, 77-36	2/18/87	at St. John's	20	nr	L, 76-55	3/16/56	vs. Temple	13	nr	L, 65-59
1/8/94	Boston Coll. (gp)	20	16	W, 77-71	2/21/87	Pittsburgh (hcc)	8	nr	L, 76-66	1954-55 (0-1)				
2/1/94	at Syracuse	15	5	L, 108-95	1985-86 (0-6)					1953-54 (1-0)				
3/25/94	vs. Florida	14	4	L, 69-60	1/8/86	at Georgetown	13	nr	L, 70-66	2/27/54	at Holy Cross	7	nr	W, 78-77
1992-93 (1-4)					1/18/86	St. John's (hcc)	9	nr	L, 61-60	1952-53 (0-1)				
11/28/92	vs. Purdue	24	nr	L, 73-69	1/25/86	at Syracuse	9	nr	L, 80-67	1/7/53	Holy Cross	14	nr	L, 71-67
1/4/93	at Seton Hall	7	nr	L, 72-69	2/5/86	Georgetown (hcc)	11	nr	L, 80-63	1951-52 (1-1)				
1/18/93	Georgetown (hcc)	18	nr	L, 86-69	2/15/86	at St. John's	10	nr	L, 74-54	2/12/52	at Holy Cross	19	nr	L, 72-53
2/20/93	at Pittsburgh	17	nr	W, 81-80	3/1/86	Syracuse (hcc)	6	nr	L, 75-68	3/1/52	at Villanova	19	nr	W, 63-58
2/27/93	Seton Hall (hcc)	14	nr	L, 82-74	1984-85 (2-6)					1950-51 (0-1)				
1991-92 (3-4)					1/2/85	St. John's (hcc)	4	nr	L, 57-51	3/20/51	vs. St. John's	9	nr	L, 63-52
12/2/91	Wake Forest (hcc)	23	12	W, 84-75	1/19/85	at Syracuse	7	nr	W, 70-68					
1/7/92	St. John's (gp)	17	5	W, 85-76	1/23/85	at Georgetown	1	nr	L, 79-66					
					2/2/85	at St. John's	1	nr	L, 97-64					
					2/5/85	Villanova (hcc)	19	nr	L, 79-71					

2020-21 UCONN MEN'S BASKETBALL / HISTORY

UConn in the Weekly National Polls Under Head Coach Dan Hurley

Year	Weeks Ranked	Highest Rank
2019-20	1 of 19	arv
2018-19	2 of 19	arv

UConn in the Final National Polls Under Dan Hurley

Year	Record	AP	USA-ESPN
2019-20	19-12	--	--
2018-19	16-17	--	--

UConn in the Weekly National Polls Under Head Coach Kevin Ollie

Year	Weeks Ranked	Highest Rank
2017-18	---	---
2016-17	1 of 19	18
2015-16	5 of 19	18
2014-15	3 of 19	17
2013-14	15 of 20	9
2012-13	2 of 19	21

UConn in the Final National Polls Under Kevin Ollie

Year	Record	AP	USA-ESPN
2017-18	14-18	--	--
2016-17	16-17	--	--
2015-16	25-11	arv	arv
2014-15	20-15	--	--
2013-14	32-8	18	1
2012-13	20-10	--	not eligible

UConn in the Weekly National Polls Under Head Coach Jim Calhoun

Year	Weeks Ranked	Highest Rank
2011-12	11 of 18	4
2010-11	16 of 19	4
2009-10	11 of 19	10
2008-09	19 of 19	1 (4 weeks)
2007-08	7 of 20	13
2006-07	10 of 19	12
2005-06	19 of 19	1 (5 weeks)
2004-05	18 of 18	7
2003-04	19 of 19	1 (8 weeks)
2002-03	15 of 19	3
2001-02	5 of 19	10
2000-01	12 of 19	10
1999-00	19 of 19	1 (1 week)
1998-99	18 of 18	1 (10 weeks)
1997-98	18 of 18	6
1996-97	0 of 18	--
1995-96	18 of 18	3
1994-95	18 of 18	1 (1 week)
1993-94	15 of 18	2
1992-93	10 of 18	15
1991-92	15 of 18	5
1990-91	10 of 17	9
1989-90	8 of 17	3
1988-89	1 of 18	18
1987-88	0 of 17	--
1986-87	0 of 16	--

UConn in the Final National Polls Under Jim Calhoun

Year	Record	AP	UPI/USA-ESPN
2010-11	32-9	9	1
2008-09	31-5	5	3
2007-08	24-9	16	arv
2005-06	30-4	2	4
2004-05	23-8	13	17
2003-04	33-6	7	1
2002-03	23-10	23	11
2001-02	27-7	10	t6
1999-00	25-10	20	--
1998-99	34-2	3	1
1997-98	32-5	6	7
1995-96	30-2	3	8
1994-95	28-5	8	6
1993-94	29-5	4	7
1989-90	31-6	3	3

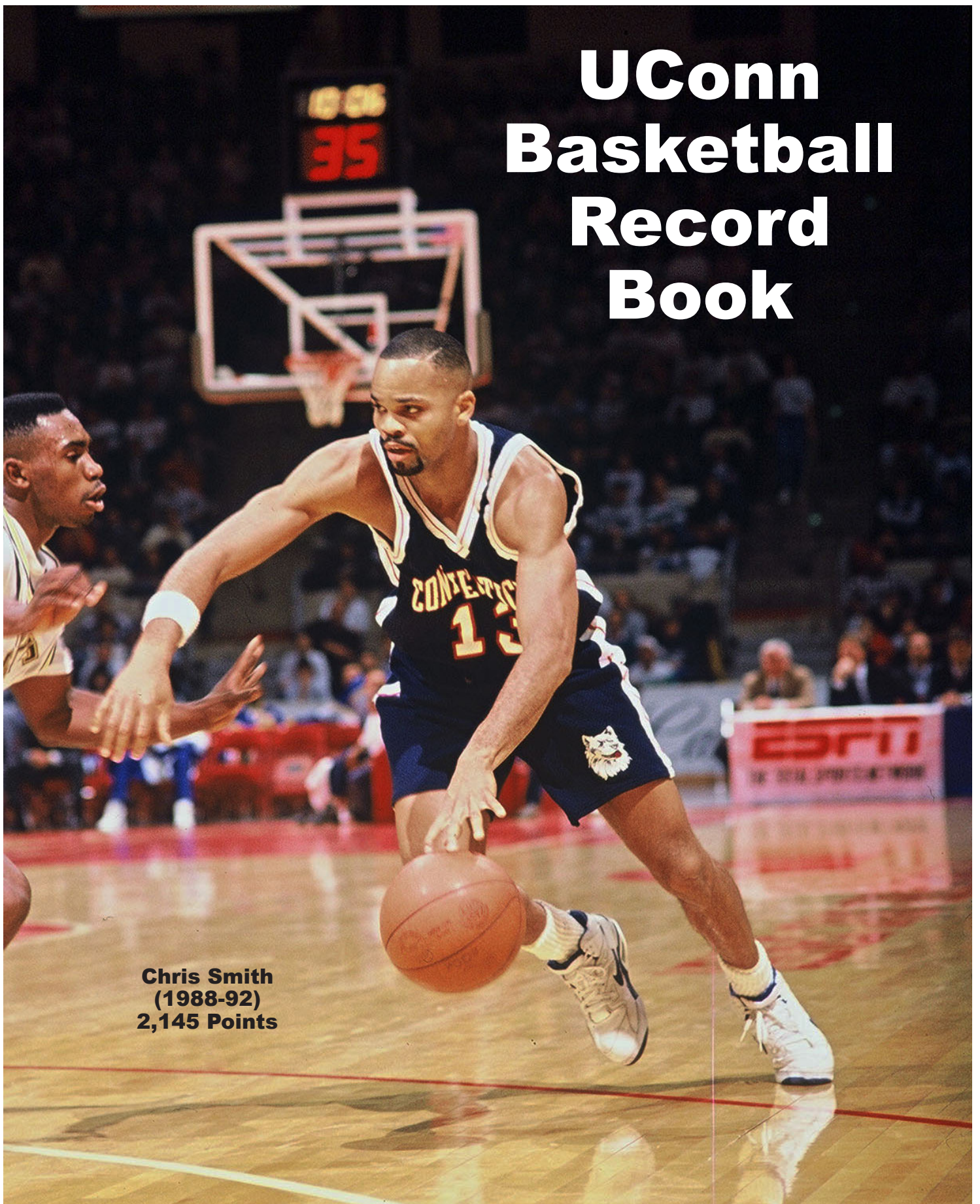
Consecutive Weeks in the Polls

Streak	Dates
1. 77 weeks	Nov. 1997-to-Jan. 2001
2. 67 weeks	Mar. 2003-Jan. 2007
3. 51 weeks	Dec. 1993-Mar. 1996
4. 36 weeks	Feb. 2008-Jan. 2010
5. 18 weeks	1989-90
6. 17 weeks	Feb. 2002-Feb. 2003



UConn defeated No. 1 Florida in the 2014 NCAA National Semifinals.

UConn Basketball Record Book



**Chris Smith
(1988-92)
2,145 Points**

INDIVIDUAL CAREER RECORDS

Most Games Played

Gms	Name	Years
143	Shabazz Napier	2010-14
140	Kevin Freeman	1996-00
139	Niels Giffey	2010-14
138	Jake Voskuhl	1996-00
135	Denham Brown	2002-06
135	Tyler Olander	2010-14
134	Taliek Brown	2000-04
134	Ricky Moore	1995-99
133	Jeff Adrien	2005-09
133	Amida Brimah	2013-17
132	Tony Robertson	1999-03
132	Rashamel Jones	1995-99
132	Lyman DePriest	1987-91
131	Hilton Armstrong	2002-06
131	Craig Austrie	2005-09
130	Rashad Anderson	2002-06
129	Phillip Nolan	2012-16
128	Ryan Boatright	2011-15
128	Rod Sellers	1988-92
128	Tate George	1986-90
127	Chris Smith	1988-92
127	Christian Vital	2016-20
126	Stanley Robinson	2006-10
125	Omar Calhoun	2012-16

Most Points-- Total

Name	Years	Pts. (Avg)
Chris Smith	1988-92	2,145 (16.9)
Richard Hamilton	1996-99	2,036 (19.8)
Tony Hanson	1973-77	1,990 (17.9)
Shabazz Napier	2010-14	1,959 (13.7)
Ray Allen	1993-96	1,922 (19.0)
Corny Thompson	1978-82	1,810 (15.9)
Ben Gordon	2001-04	1,795 (16.9)
Ryan Boatright	2011-15	1,786 (14.0)
Kemba Walker	2008-11	1,783 (16.1)
Christian Vital	2016-20	1,735 (13.7)
Jalen Adams*	2015-19	1,706 (13.8)
Wes Bialosuknia	1964-67	1,673 (23.6)
Cliff Robinson	1985-89	1,664 (15.3)

* 61 games vacated; official NCAA total 709

Highest Scoring Average

Avg.	Name	Games	Points	Years
23.6	Wes Bialosuknia	71	1673 points	1964-67
20.7	Walt Dropo	41	848 points	1942-43, 45-47
19.8	Richard Hamilton	103	2036 points	1996-99
19.0	Ray Allen	101	1922 points	1993-96
19.0	Bob Boyd	59	1122 points	1968-71
18.4	Toby Kimball	74	1361 points	1962-65
18.1	Donyell Marshall	91	1648 points	1991-94
18.1	Bob Staak	71	1288 points	1968-71
18.0	Caron Butler	63	1136 points	2000-02
17.9	Tony Hanson	111	1990 points	1973-77

Most Field Goals Made

FG	Name	Games	Years
784	Tony Hanson	111	1973-77
728	Chris Smith	127	1988-92
705	Ray Allen	101	1993-96
691	Richard Hamilton	103	1996-99
665	Wes Bialosuknia	71	1964-67
657	Corny Thompson	114	1978-82
655*	Jalen Adams	124	2015-19
636	Mike McKay	114	1978-82
624	Cliff Robinson	109	1985-89
602	Jeff Adrien	133	2005-09
598	Donyell Marshall	91	1991-94
595	Shabazz Napier	143	2010-14
590	Ben Gordon	106	2001-04

*61 games vacated; official NCAA total 276

Most Free Throws Made

FT	Name	Games	Years
509	Shabazz Napier	143	2010-14
501	Kemba Walker	111	2008-11
496	Corny Thompson	114	1978-82
455	Ryan Boatright	128	2010-15
449	Jerome Dyson	113	2006-10
447	Chris Smith	127	1988-92
438	Earl Kelley	94	1982-86

Most Games Started

Gms	Name	Years
135	Jake Voskuhl	1996-00
128	Taliek Brown	2000-04
126	Kevin Freeman	1996-00
116	Tate George	1986-90
115	Chris Smith	1988-92
115	Ryan Boatright	2011-15
112	Rod Sellers	1988-92
106	Scott Burrell	1989-93
106	Khalid El-Amin	1997-00
103	Stanley Robinson	2006-10
103	Richard Hamilton	1996-99
102	Amida Brimah	2013-17
101	Jeff Adrien	2005-09
100	Josh Boone	2003-06
100	Ricky Moore	1995-99
99*	Jalen Aams	2015-19
98	Shabazz Napier	2010-14
96	Denham Brown	2002-06

*61 games vacated; official NCAA total 38

422	Tony Hanson	111	1973-77
422	Kevin Freeman	140	1996-00
417	Richard Hamilton	103	1996-99

Highest Field Goal Pct. (min. 100 FGA)

FG-FGA	Years	
63.7%	Amida Brimah (347-545)	2013-17
61.1%	Hasheem Thabeet (359-588)	2006-09
59.3%	Gavin Edwards (233-393)	2006-10
59.0%	Emeka Okafor (587-995)	2001-04
57.8%	Josh Boone (382-661)	2003-06
56.6%	Chuck Aleksinas (303-535)	1980-82
55.5%	Isaiah Whaley (106-191)	2017-
54.8%	Rod Sellers (409-747)	1988-92
54.4%	Edmund Saunders (186-342)	1998-01
54.3%	Josh Carlton (272-501)	2017-
54.2%	Jake Voskuhl (323-596)	1996-00
54.2%	Eric Hayward (136-251)	1992-96

Rebounds Per Game (min. 50 games played)

Avg.	Name	Games	Total Rebounds	Years
21.5	Art Quimby	80	1716 rebounds	1951-55
17.9	Toby Kimball	74	1324 rebounds	1962-65
13.7	Bill Corley	72	986 rebounds	1965-68
11.2	John Thomas	91	1023 rebounds	1972-76
11.1	Ron Hrubala	70	776 rebounds	1968-71
10.6	Emeka Okafor	103	1091 rebounds	2001-04
10.6	Al Cooper	67	708 rebounds	1956-59

Total Rebounds

Rebs.	Name	Games	Years
1716	Art Quimby	80	1951-55
1324	Toby Kimball	74	1962-65
1126	Jeff Adrien	133	2005-09
1091	Emeka Okafor	103	2001-04
1023	John Thomas	91	1972-76
1017	Corny Thompson	114	1978-82
986	Bill Corley	72	1965-68
913	Kevin Freeman	140	1996-00
880	Jake Voskuhl	138	1996-00
847	Hasheem Thabeet	100	2006-09
842	Jeff Carr	111	1975-79

Highest Free Throw Pct. (min. 75 attempts)

FT-FTA	Years	
84.2%	Albert Mouring (213-253)	1997-01
84.0%	Jalen Adams (121-144)	2015-17
83.9%	Wes Bialosuknia (343-409)	1964-67
83.7%	Niels Giffey (72-86)	2010-14
83.6%	Christian Vital (402-481)	2016-20
82.7%	Doug Wiggins (81-98)	2006-08
82.6%	Richard Hamilton (417-505)	1996-99
82.4%	Jalen Adams* (257-312)	2015-19
82.3%	Craig Austrie (214-260)	2005-09
82.2%	Earl Kelley (438-533)	1982-86
82.2%	Khalid El-Amin (295-359)	1997-00
82.2%	James Bouknight (83-101)	2019-
81.8%	Ray Brouxton (72-88)	1983-85
81.3%	Shabazz Napier (509-626)	2010-14
81.2%	Joe Whelton (289-356)	1974-78

*61 games vacated; official NCAA total 84.3% (102-121)

Steals Per Game (min. 50 games played)

Games	Years		
2.61	Scott Burrell	119	1989-93
1.90	Doron Sheffer	102	1993-96
1.76	Shabazz Napier	143	2010-14
1.72	Khalid El-Amin	108	1997-00
1.69	Christian Vital	127	2016-20
1.67	Kemba Walker	111	2008-11
1.66	Jerome Dyson	113	2006-10
1.57	Ray Allen	101	1993-96
1.57	Tate George	128	1986-90
1.52	Chris Smith	127	1988-92

Total Steals

Games	Years		
310	Scott Burrell	119	1989-93
251	Shabazz Napier	143	2010-14
215	Christian Vital	127	2016-20
201	Tate George	128	1986-90
194	Doron Sheffer	102	1993-96
193	Chris Smith	127	1988-92
188	Jerome Dyson	113	2006-10
186	Khalid El-Amin	108	1997-00

INDIVIDUAL CAREER RECORDS

Assists Per Game (minimum 50 games played)

7.3	Marcus Williams	70	2003-06
5.5	Doron Sheffer	102	1993-96
5.4	Taliek Brown	134	2000-04
5.3	Tate George	128	1986-90
5.0	Kevin Ollie	124	1991-95

Most Assists

722	Taliek Brown	134	2000-04
677	Tate George	128	1986-90
646	Shabazz Napier	143	2010-14
619	Kevin Ollie	124	1991-95
559	Doron Sheffer	102	1993-96
534	Karl Hobbs	113	1980-84
511*	Jalen Adams	124	2015-19

*61 games vacated; official NCAA total 180

Blocked Shots Per Game (min. 50 games played)

4.3	Emeka Okafor	103	2001-04
4.2	Hasheem Thabeet	100	2006-09
2.8	Amida Brimah	133	2013-17
2.7	Donyell Marshall	91	1991-94
2.2	Josh Boone	103	2003-06

Most Blocked Shots

441	Emeka Okafor	103	2001-04
417	Hasheem Thabeet	100	2006-09
367	Amida Brimah	133	2013-17
245	Donyell Marshall	91	1991-94
222	Josh Boone	103	2003-06
193	Jake Voskuhl	138	1996-00
191	Hilton Armstrong	131	2002-06
179	Travis Knight	124	1992-96

3-Point FG Made Per Game (min. 50 games played)

2.32	Ben Gordon	106	2001-04
2.31	Ray Allen	101	1993-96
2.30	Richard Hamilton	103	1996-99

2.12	Rashad Anderson	130	2002-06
2.09	Christian Vital	127	2016-20
1.97*	Rodney Purvis	102	2014-17
1.91	Chris Smith	127	1988-92

*33 games vacated; official NCAA total 1.79

Most 3-Point FG Made

276	Rashad Anderson	130	2002-06
265	Christian Vital	127	2016-20
260	Shabazz Napier	143	2010-14
246	Ben Gordon	106	2001-04
242	Chris Smith	127	1988-92
237	Richard Hamilton	103	1996-99
233	Ray Allen	101	1993-96
201*	Rodney Purvis	102	2014-17

*33 games vacated; official NCAA total 124

Most 3-Point FGA

740	Christian Vital	127	2016-20
715	Rashad Anderson	130	2002-06
693	Shabazz Napier	143	2010-14
627	Richard Hamilton	103	1996-99
605	Chris Smith	127	1988-92
581	Ben Gordon	106	2001-04
558*	Rodney Purvis	102	2014-17
550	Khalid El-Amin	108	1997-00
524	Ryan Boatright	128	2011-15
520	Ray Allen	101	1993-96

*33 games vacated; official NCAA total 332

Highest 3-Point FG Pct. (min. 100 3-pt. FGA)

44.8%	Ray Allen	1993-96
42.3%	Ben Gordon	2001-04
42.1%	Niels Giffey	2010-14
41.1%	Albert Mouring	1997-01
41.0%	Brian Fair	1991-95
40.6%	Phil Gamble	1985-89

130	2002-06
127	2016-20
102	2014-17
127	1988-92

127	2016-20
130	2002-06
143	2010-14
103	1996-99
127	1988-92
106	2001-04
102	2014-17
108	1997-00
128	2011-15
101	1993-96

1993-96	233-520
2001-04	(246-581)
2010-14	(88-209)
1997-01	(177-430)
1991-95	(194-473)
1985-89	(141-347)

1,000-POINT CLUB

Members through 2018-19: 51

Least games to reach 1,000

- Wes Bialosuknia, 47
- Bob Boyd, 53
- Richard Hamilton, 55

Most Games to reach 1,000

- Taliek Brown, 129
- Rod Sellers, 118

Most Pts. in the game reaching 1,000

Tony Hanson, 32, at Maine, 1/17/76

Least Pts. in the game reaching 1,000

Mike McKay, 4, vs. Seton Hall, 1/10/81

UConn record in games

when a player reaches 1,000

- 36-15 overall;
- 8-8 on the road;
- 21-5 at home;
- 7-2 neutral

Reaching 1,000 by Class

- Seniors-- 26;
- Juniors-- 19;
- Sophomores-- 6

Reaching 1,000 by Month

November-1; December-11; January-16; February-12; March-11

MISCELLANEOUS INDIVIDUAL RECORDS AND STREAKS

Career Gms with Double Figure Points

107	Chris Smith (1988-92)
101	Cory Thompson (1978-82)
94	Richard Hamilton (1996-99)
93	Ryan Boatright (2011-15)
92	Shabazz Napier (2010-2014)
91	Ray Allen (1993-96)
91	Mike McKay (1978-82)

Consecutive Gms with Double Figure Points

67	Ray Allen (1993-96)
49	Caron Butler (2000-02)
36	Donyell Marshall (1991-94)
36	Ben Gordon (2001-04)
32	Tony Hanson (1973-77)
30	Richard Hamilton (1996-99)

Most 30-pt Gms in a Season

11, 2010-11	Kemba Walker
9, 1966-67	Wes Bialosuknia
7, 1993-94	Donyell Marshall
7, 1976-77	Tony Hanson
6, 1997-98	Richard Hamilton
6, 1964-65	Wes Bialosuknia

Most 30-pt Gms in a Career

17	Wes Bialosuknia (1964-67)
12	Richard Hamilton (1996-99)
11	Kemba Walker (2008-11)
9	Tony Hanson (1973-77)

Consecutive Gms with 20+ Points

23, 1993-94	Donyell Marshall
16, 1966-67	Wes Bialosuknia
11, 2010-11	Kemba Walker

Career Gms with 20+ Points as a Non-Starter

11	Rashad Anderson (2002-06)
9	Brian Fair (1991-95)
5	Ben Gordon (2001-04)

Career Gms with Double Figures as a Non-Starter

55	John Gwynn (1988-91)
50	Rashad Anderson (2002-06)
35	Brian Fair (1991-95)
29	Tony Robertson (1999-03)
24	Ray Allen (1993-96)

Consecutive Double Figure Gms as Non-Starter

11	Phil Gamble (1985-89)
9	Rashad Anderson (2002-06)
8	Ben Gordon (2001-04)

Career Double-Doubles

65	Art Quimby (1951-55)
63	Toby Kimball (1962-65)
53	Emeka Okafor (2001-04)
53	Cory Thompson (1978-82)
53	Bill Corley (1965-68)

Career Double-Double Average

13.8p, 10.6r	Emeka Okafor (2001-04)
17.5p, 21.5r	Art Quimby (1951-55)
18.4p, 17.9r	Toby Kimball (1962-65)
16.9p, 13.7r	Bill Corley (1965-68)
13.1p, 11.1r	Ron Hrubala (1968-71)
11.9p, 10.6r	Al Cooper (1956-59)

Consecutive Double-Doubles

38, 1963-65	Toby Kimball (1962-65)
-------------	------------------------

WINNINGEST FOUR-YEAR SPANS IN UCONN BASKETBALL HISTORY

Years	Four-Year Seniors	Record
1995-96 through 1998-99	Ricky Moore, Rashamel Jones, Antric Klaiber	114-24
1997-98 through 2000-01	Albert Mouring, Souleymane Wane	111-29
2002-03 through 2005-06	Rashad Anderson, Hilton Armstrong, Denham Brown	109-28
1996-97 through 1999-00	Kevin Freeman, Jake Voskuhl	109-32
1993-94 through 1996-97	Kirk King	107-28
2007-08 through 2010-11	Donnell Beverly	105-39
2010-11 through 2013-14	Shabazz Napier, Niels Giffey, Tyler Olander	104-41
2000-01 through 2003-04	Taliek Brown, Shamon Tooles	103-35
1992-93 through 1995-96	Travis Knight, Eric Hayward, Rudy Johnson	102-25
2005-06 through 2008-09	Jeff Adrien, Craig Austrie	102-32

ALL-TIME 1,000-POINT SCORERS

- 1.) CHRIS SMITH (4 years, 1988-92), 2,145 pts.**
Reached 1,000 pts in 70th career game on 12/6/90 at North Carolina (L, 79-64, 21 pts)
Reached 2,000 pts in 120th game on 2/22/92 vs. Providence at Gampel Pavilion (W, 94-73, 32 pts)
- 2.) RICHARD HAMILTON (3 years, 1996-99), 2,036 pts.**
Reached 1,000 pts in 55th career game on 2/2/98 vs. Villanova at HCC (W, 80-65, 29 pts)
Reached 2,000 pts in 102nd game on 3/27/99 vs. Ohio State in Tampa, FL (W, 64-58, 24 pts)
- 3.) TONY HANSON (4 years, 1973-77), 1,990 pts.**
Reached 1,000 pts in 67th career game on 1/17/76 at Maine (W, 83-69, 32 pts)
- 4.) SHABAZZ NAPIER (4 years, 2010-14) 1,959 pts.**
Reached 1,000 pts in 89th career game on 1/8/13 vs. DePaul at GP (W, 99-78, 16 pts)
- 5.) RAY ALLEN (3 years, 1993-96), 1,922 pts.**
Reached 1,000 pts in 62nd career game on 3/12/95 vs. Villanova at BET (L, 94-78, 21 pts)
- 6.) CORNY THOMPSON (4 years, 1978-82), 1,810 pts.**
Reached 1,000 pts in 59th career game on 12/6/80 at Yale (W, 65-53, 17 pts)
- 7.) BEN GORDON (3 years, 2001-04), 1,795 pts.**
Reached 1,000 pts in 63rd career game on 3/14/03 vs. Syracuse at BET (W, 80-67, 12 pts)
- 8.) RYAN BOATRIGHT (4 years, 2011-15), 1,786 pts.**
Reached 1,000 pts. in 79th career game on 2/15/14 vs. Memphis at XL (W, 86-81 ot, 21 pts)
- 9.) KEMBA WALKER (3 years, 2008-11), 1,783 pts.**
Reached 1,000 pts in 77th career game on 12/3/10 vs. UMBC at XL (W, 94-61, 24 pts)
- 10.) CHRISTIAN VITAL (4 years, 2016-20), 1,735 pts.**
Reached 1,000 pts in 82nd career game on 1/19/19 vs. Tulane at GP (W, 87-71, 18 pts)
- 11.) JALEN ADAMS (4 years, 2015-19), 1,706 pts.***
Reached 1,000 pts in 83rd career game on 1/10/18 vs. UCF at GP (W, 62-53, 13 pts)
- 12.) WES BIALOSUKNIA (3 years, 1964-67), 1,673 pts.**
Reached 1,000 pts in 47th career game on 3/4/66 vs. Rhode Island (L, 67-62, 14 pts)
- 13.) CLIFF ROBINSON (4 years, 1985-89), 1,664 pts.**
Reached 1,000 pts in 76th career game on 3/25/88 vs. Va. Commonwealth (W, 72-61, 17 pts)
- 14.) KHALID EL-AMIN (3 years, 1997-00), 1,650 pts.**
Reached 1,000 pts in 67th career game on 3/6/99 vs. St. John's at BET (W, 82-63, 15 pts)
- 15.) DONYELL MARSHALL (3 years, 1991-94), 1,648 pts.**
Reached 1,000 pts in 66th career game on 12/29/93 vs. Ohio Univ. in Hilo, HI (L, 85-76, 22 pts)
- 16.) MIKE MCKAY (4 years, 1978-82), 1,633 pts.**
Reached 1,000 pts in 67th career game on 1/10/81 vs. Seton Hall (W, 57-47, 4 pts)
- 17.) JEROME DYSON (4 years, 2006-10), 1,630 pts.**
Reached 1,000 pts in 75th career game on 1/28/09 at DePaul (W, 71-49, 18 pts)
- 18.) JEFF ADRIEN (4 years, 2005-09), 1,603 pts.**
Reached 1,000 pts in 91st career game on 2/23/08 at Villanova (L, 67-65, 15 pts)
- 19.) EARL KELLEY (4 years, 1982-86), 1,592 pts.**
Reached 1,000 pts in 63rd career game on 2/2/85 at St. John's (L, 97-64, 21 pts)
- 20.) SCOTT BURRELL (4 years, 1989-93), 1,562 pts.**
Reached 1,000 pts in 85th career game on 2/19/92 at Georgetown (L, 60-58, 9 pts)
- 21.) KEVIN FREEMAN (4 years, 1996-00), 1,476 pts.**
Reached 1,000 pts in 94th career game on 3/4/99 vs. Seton Hall in BET (W, 57-56, 22 pts)
- 22.) RASHAD ANDERSON (4 years, 2002-06), 1,432 pts.**
Reached 1,000 pts in 97th career game on 11/18/05 at Pepperdine (W, 75-56, 9 pts)
- 23.) EMEKA OKAFOR (3 years, 2001-04), 1,426 pts.**
Reached 1,000 pts in 79th career game on 1/6/04 at Rutgers (W, 75-74, 21 pts)
- 24.) ART QUIMBY (4 years, 1951-55), 1,398 pts.**
Reached 1,000 pts in 62nd career game on 12/27/54 vs. Harvard (W, 98-60, 12 pts)
- 25.) PHIL GAMBLE (4 years, 1985-89), 1,371 pts.**
Reached 1,000 pts in 81st career game on 12/5/88 vs. Marist (W, 93-71, 15 pts)
- 26.) TOBY KIMBALL (3 years, 1962-65), 1,361 pts.**
Reached 1,000 pts in 56th career game on 12/15/64 vs. Massachusetts (W, 77-67, 11 pts)
- 27.) AL WESTON (4 years, 1972-76), 1,342 pts.**
Reached 1,000 pts in 76th career game on 1/2/76 vs. BC at HCC (L, 94-83, 19 pts)
- 28.) JOEY WHELTON (4 years, 1974-78), 1,337 pts.**
Reached 1,000 pts in 83rd career game on 12/3/77 vs. Yale (L, 73-57, 18 pts)
- 29.) DORON SHEFFER (3 years, 1993-96), 1,329 pts.**
Reached 1,000 pts in 82nd career game on 1/13/96 at Providence (W, 83-74, 15 pts)
- 30.) RODNEY PURVIS (3 years, 2014-2017), 1,301 points ****
(does not include 292 points scored as a freshman at North Carolina State in 2012-13)
Reached 1,000 pts in 82nd career game on 12/31/16 at Tulsa (L, 61-50 ot, 12 pts)
- 31.) BOB STAAK (3 years, 1968-71), 1,288 pts.**
Reached 1,000 pts in 58th career game on 1/27/71 at Fairfield (L, 88-72, 25 pts)
- 32.) A.J. PRICE (3 years, 2006-09), 1,284 pts.**
Reached 1,000 pts in 84th career game on 1/31/09 vs. Providence at GP (W, 94-61, 19 pts)
- 33.) VINCENT YOKABASKAS (3 years, 1949-52), 1,275 pts.**
Reached 1,000 pts in 62nd career game on 12/29/51 vs. Puerto Rico (W, 88-54, 29 pts)
- 34.) DENHAM BROWN (4 years, 2002-06), 1,267 pts.**
Reached 1,000 pts in 109th career game on 12/2/05 vs. Tx Sou. at GP (W, 113-49, 15 pts)
- 35.) TATE GEORGE (4 years, 1986-90), 1,247 pts.**
Reached 1,000 pts in 109th career game on 1/20/90 vs. Georgetown at HCC (W, 70-65, 11 pts)
- 36.) STANLEY ROBINSON (4 years, 2006-10), 1,231 pts.**
Reached 1,000 pts in 108th career game on 1/13/10 vs. Pittsburgh at XL Ctr (L, 68-63, 19 pts)
- 37.) BILL CORLEY (3 years, 1965-68), 1,219 pts.**
Reached 1,000 pts in 61st career game on 1/27/68 at Syracuse (W, 89-84, 25 pts)
- 38.) ALBERT MOURING (4 years, 1997-01), 1,214 pts.**
Reached 1,000 pts in 99th career game on 1/15/01 at Texas (L, 60-56, 10 pts)
- 39.) DONNY MARSHALL (4 years, 1991-95), 1,197 pts.**
Reached 1,000 pts in 110th career game on 2/14/95 at Georgetown (W, 91-85, 10 pts)
- 40.) TONY ROBERTSON (4 years, 1999-03), 1,160 pts.**
Reached 1,000 pts in 115th career game on 1/27/03 at St. John's at MSG (W, 74-68, 7 pts)
- 41.) ROD SELLERS (4 years, 1988-92), 1,143 pts.**
Reached 1,000 pts in 118th career game on 2/3/92 at Syracuse (L, 84-83, 15 pts)
- 42.) CARON BUTLER (2 years, 2000-02), 1,136 pts.**
Reached 1,000 pts in 58th career game on 3/8/02 vs. Notre Dame at BET (W, 82-77, 20 pts)
- 43.) BRIAN FAIR (4 years, 1991-95), 1,130 pts.**
Reached 1,000 pts in 111th career game on 2/6/95 vs. Pittsburgh at GP (W, 90-61, 15 pts)
- 44.) BOB BOYD (3 years, 1968-71), 1,122 pts.**
Reached 1,000 pts in 53rd career game on 2/15/71 vs. Holy Cross (L, 103-78, 17 pts)
- 45.) JACK ROSE (3 years, 1957-60), 1,116 pts.**
Reached 1,000 pts in 70th career game on 2/16/60 vs. Massachusetts (W, 71-49, 18 pts)
- 46.) JIM ABROMAITIS (4 years, 1975-80), 1,084 pts.**
Reached 1,000 pts in 105th career game on 2/13/80 vs. Boston U. (W, 72-65, 13 pts)
- 47.) JEREMY LAMB (2 years, 2010-12), 1,060 pts.**
Reached 1,000 pts. in 72nd career game on 3/6/12 vs. DePaul (W, 81-67, 25 pts.)
- 48.) TALIEK BROWN (4 years, 2000-04), 1,039 pts.**
Reached 1,000 pts in 129th career game on 3/18/04 vs. Vermont in Buffalo (W, 70-53, 14 pts)
- 49.) HASHEEM THABEET (3 years, 2006-09), 1,028 pts.**
Reached 1,000 pts in 98th career game on 3/26/09 vs. Purdue (W, 72-60, 15 pts)
- 50.) CAL CHAPMAN (3 years, 1971-74), 1,023 pts.**
Reached 1,000 pts in 74th career game on 2/26/74 vs. Boston College (W, 77-69, 12 pts)
- 51.) TIM COLES (4 years, 1982-86), 1,016 pts.**
Reached 1,000 pts in 109th career game on 3/1/86 vs. Syracuse at HCC (L, 75-68, 15 pts)

* -- 61 games vacated; official NCAA total 709 points

** -- 33 games vacated; official NCAA total 845 points (at UConn), 1,137 (career)

TEAM SINGLE SEASON RECORDS

Most Wins

34	1998-99	34-2
33	2003-04	33-6
32	1997-98	32-5
32	2010-11	32-9
32	2013-14	32-8
31	2008-09	31-5
31	1989-90	31-6
30	2005-06	30-4
30	1995-96	30-2

Best Winning Percentage

94.4%	34-2	1998-99
93.8%	30-2	1995-96
88.9%	16-2	1946-47
88.5%	23-3	1953-54
88.5%	23-3	1964-65

Most Losses

19	1986-87	9-19
19	1968-69	5-19

Fewest Losses

2	1998-99	34-2
2	1946-47	16-2
2	1940-41	14-2

Most Points

3073	2003-04	39 games
2967	2010-11	41 games
2926	1989-90	37 games
2890	1995-96	35 games
2888	1993-94	34 games
2873	2013-14	40 games
2837	1994-95	33 games

Most Games

41	2010-11
40	2013-14
39	2003-04
37	1997-98
37	1989-90

Most Field Goals

1154	2003-04	39 games
1061	1995-96	35 games
1058	1989-90	37 games
1053	2010-11	41 games
1045	1993-94	34 games

Most Free Throws

662	2008-09	36 games
652	2007-08	33 games
644	2013-14	40 games
635	1998-99	36 games
627	2010-11	41 games

Highest Team Field Goal Pct.

51.6%	1980-81	(765-1483)
49.9%	1981-82	(734-1472)
49.5%	1993-94	(1045-2111)
49.5%	1979-80	(830-1676)
48.3%	2001-02	(972-2012)
48.3%	1984-85	(804-1664)

Highest Team Free Throw Pct.

*79.3%	2015-16	(488-615)
*78.2%	1980-81	(487-623)
77.7%	2013-14	(644-829)
76.3%	2010-11	(627-822)
74.5%	1994-95	(556-746)
74.5%	2017-18	(442-593)
74.3%	2012-13	(451-607)

*NCAA National Leader

Highest Scoring Average

90.1	1954-55	2252 pts, 25 gms
*87.3	1956-57	2183 pts, 25 gms
86.0	1994-95	2837 pts, 33 gms
85.1	1965-66	2042 pts, 24 gms
85.1	1964-65	2212 pts, 26 gms
*NCAA National Leader		

Lowest Opp. Scoring Average

48.9	1948-49	1223 pts, 25 gms
55.6	1950-51	1391 pts, 25 gms

Highest Scoring Margin

+18.6	1964-65	85.1-66.5
+17.9	1995-96	82.6-64.7
+16.7	1954-55	90.1-73.4
+16.3	1993-94	84.9-68.6
+16.0	1998-99	77.3-61.3

3-Point Field Goals Made#

287	2013-14	40 games
258	1995-96	35 games
255	2015-16	36 games
252	2018-19	33 games
249	2003-04	39 games
234	2010-11	41 games
227	1994-95	33 games
226	2014-15	35 games
223	2016-17	33 games
220	1997-98	37 games

- 3-Pt. FG established in 1986-87

3-Point Field Goal Attempts#

741	2013-14	40 games
732	2018-19	33 games
711	2010-11	41 games
699	2015-16	36 games
667	2019-20	31 games
659	2017-18	32 games
637	2914-15	35 games
633	1995-96	35 games
628	2016-17	33 games
619	2003-04	39 games
616	1997-98	37 games

- 3-Pt. FG established in 1986-87

3-Point Field Goal Pct.

40.8%	1995-96	35 games
40.6%	1987-88	34 games
40.2%	2003-04	39 games
39.4%	2001-02	34 games
38.7%	2013-14	40 games
38.6%	2002-03	33 games
38.6%	1999-00	35 games
38.6%	1994-95	33 games

Assists

681	2003-04	39 games
659	1995-96	35 games
632	1994-95	33 games
628	1993-94	34 games
599	1989-90	37 games

Steals

484	1989-90	37 games
326	1990-91	31 games
314	1997-98	37 games
296	1993-94	34 games
287	1998-99	36 games

Blocked Shots

315*	2003-04	39 games
298*	2005-06	34 games

285*	2007-08	33 games
280*	2008-09	36 games
275*	2004-05	31 games
264*	2006-07	31 games
260	2009-10	34 games
253*	2002-03	33 games
236*	2001-02	34 games

*-- NCAA National Leader

All-Time Connecticut Basketball Records and Streaks

Overtime Record (since 1956-57)

113 games..... 62-51 (.549)

Longest Winning Streak

23 games1995-96
19 games1998-99

Most Wins to Begin a Season

19 games1998-99
15 games1994-95
14 games1953-54
11 games 2008-09, 2006-07, 2005-06, 1991-92, 1980-81

Most Wins to Begin League Play

14 games1995-96
13 games1994-95
11 games1998-99
9 games1993-94

Longest Losing Streak

10 games1968-69
10 games 1917-18 through 1918-19

Longest Home Winning Streak

31 games2004-07
26 games1985-89

Longest XL (Hartford Civic) Center Winning Streak

33 games 1993-94 through 1996-97

Longest Gampel Pavilion Winning Streak

22 games 2008-09 through 2009-10

Longest Home Losing Streak

6 games 1971-72 through 1972-73

Longest Road Winning Streak

13 games 1997-98 through 1998-99
9 games2008-09
9 games1995-96
9 games 1952-53 through 1953-54

Longest Road Losing Streak (Since 1949-50)

13 games 1967-68 through 1968-69

Record at Storrs Field House (1954-90)

367 games..... 282-85

Record at Harry A. Gampel Pavilion (1990-Present)

232 games (against college opposition) 195-37
252 games (overall, includes exhibitions) 214-38

Record at XL (Hartford Civic) Center

379 games (against college opposition).....276-103
409 games (overall, includes exhibitions)305-104

Record at Webster Bank Arena (Bridgeport)

2 games2-0

Record at New Haven Coliseum

27 games (11-8 as home team, 8-0 as away team) 19-8

INDIVIDUAL SINGLE SEASON RECORDS

Most Points in One Season

600-Point Club

	Season	Games	FG	FT	Pts.
Kemba Walker	2010-11	41	316 (75)	258	965
Donyell Marshall	1993-94	34	307 (41)	200	855
Ray Allen	1995-96	35	292 (115)	119	818
Richard Hamilton	1997-98	37	270 (99)	156	795
Richard Hamilton	1998-99	34	247 (68)	170	732
Ben Gordon	2003-04	39	239 (104)	141	723
Shabazz Napier	2013-14	40	213 (87)	207	720
Tony Hanson	1976-77	27	253	196	702
Caron Butler	2001-02	34	253 (30)	155	691
Ray Allen	1994-95	32	255 (85)	80	675
Wes Bialosuknia	1966-67	24	257	159	673
Ben Gordon	2002-03	33	211 (80)	143	645
Chris Smith	1991-92	30	202 (81)	152	637
Emeka Okafor	2003-04	36	261	113	635
Chris Smith	1989-90	37	207 (75)	146	635
Cliff Robinson	1988-89	31	235 (4)	145	619
Jeremy Lamb	2011-12	34	217 (71)	98	603
Cliff Robinson	1987-88	34	222 (0)	156	600

Number in parenthesis next to field goals represents number of three-point field goals.

Highest Scoring Average

	Games	Points	Season
28.0	Wes Bialosuknia	24	673 1966-67
26.0	Tony Hanson	27	702 1976-77
25.1	Donyell Marshall	34	855 1993-94
23.5	Kemba Walker	41	965 2010-11
23.4	Ray Allen	35	818 1995-96
23.4	Bob Boyd	22	515 1969-70
23.2	Art Quimby	25	581 1954-55
21.7	Walt Dropp	15	325 1942-43
21.5	Richard Hamilton	37	795 1997-98
21.5	Richard Hamilton	34	732 1998-99
21.3	Wes Bialosuknia	23	490 1964-65
21.3	Wes Bialosuknia	24	510 1965-66
21.2	Chris Smith	30	637 1991-92
21.1	Ray Allen	32	675 1994-95
21.1	Bill Corley	24	506 1967-68
21.0	Walt Dropp	8	168 1945-46
20.9	Bob Staak	24	502 1970-71
20.3	Caron Butler	34	691 2001-02
20.1	Toby Kimball	27	544 1963-64
20.0	Cliff Robinson	31	619 1988-89

Most points as a Senior

	Games	Season
720	Shabazz Napier	40 2013-14
702	Tony Hanson	27 1976-77
673	Wes Bialosuknia	24 1966-67
637	Chris Smith	30 1991-92
619	Cliff Robinson	31 1988-89
592	Ryan Boatright	34 2014-15
586	Jerome Dyson	34 2009-10
581	Art Quimby	25 1954-55
560	Doron Sheffer	35 1995-96
515	AJ Price	35 2008-09

Most Points as a Junior

	Games	Season
965	Kemba Walker	41 2010-11
855	Donyell Marshall	34 1993-94
818	Ray Allen	35 1995-96
732	Richard Hamilton	34 1998-99
723	Ben Gordon	39 2003-04
635	Emeka Okafor	36 2003-04
600	Cliff Robinson	34 1987-88
585	Chris Smith	31 1990-91
560	Khalid El-Amin	35 1999-00
554	Tony Hanson	29 1975-76

Most Points as a Sophomore

	Games	Season
795	Richard Hamilton	37 1997-98
691	Caron Butler	34 2001-02
675	Ray Allen	32 1994-95
645	Ben Gordon	33 2002-03
635	Chris Smith	37 1989-90
603	Jeremy Lamb	34 2011-12
524	Emeka Okafor	33 2002-03
503	Rudy Gay	33 2005-06
497	Khalid El-Amin	36 1998-99
497	Kemba Walker	34 2009-10

Most Points as a Freshman

	Games	Season
593	Khalid El-Amin	37 1997-98
538	Corny Thompson	29 1978-79
509	Richard Hamilton	32 1996-97
457	Jeremy Lamb	41 2010-11
451	Earl Kelley	27 1982-83
445	Caron Butler	29 2000-01
444	Mike McKay	28 1978-79
429	Ray Allen	34 1993-94
429	Nadav Henefeld	37 1989-90
429	Jerome Dyson	31 2006-07

Most Field Goals Made

	Games	Season
316	Kemba Walker	41 2010-11
307	Donyell Marshall	34 1993-94
292	Ray Allen	35 1995-96
270	Richard Hamilton	37 1997-98
261	Emeka Okafor	36 2003-04
257	Wes Bialosuknia	24 1966-67
255	Ray Allen	32 1994-95
253	Caron Butler	34 2001-02
253	Tony Hanson	27 1976-77
247	Richard Hamilton	34 1998-99
239	Ben Gordon	39 2003-04

Most Field Goal Attempts

	Season
739	Kemba Walker 2010-11
618	Ray Allen 1995-96
614	Richard Hamilton 1997-98
600	Donyell Marshall 1993-94
590	Wes Bialosuknia 1966-67
557	Richard Hamilton 1998-99
551	Ben Gordon 2003-04

Highest Field Goal % (min. 50 FGA)

	FG-FGA	Season
67.4%	Amida Brimah (126-187)	2014-15
66.3%	Amida Brimah (67-101)	2015-16
64.0%	Hasheem Thabeet (178-278)	2008-09
64.0%	Amida Brimah (64-100)	2013-14
63.1%	Chuck Aleksinas (154-244)	1980-81
61.0%	Jeff Adrien (83-136)	2005-06
60.9%	Josh Boone (148-243)	2004-05
60.7%	Jonah Carleton (111-183)	2018-19

Most Free Throws

	Games	Season
258	Kemba Walker	41 2010-11
207	Shabazz Napier	40 2013-14
200	Donyell Marshall	34 1993-94
196	Tony Hanson	29 1976-77
170	Richard Hamilton	34 1998-99
159	Wes Bialosuknia	24 1966-67
158	Corny Thompson	29 1978-79
156	Jerome Dyson	34 2009-10
156	Richard Hamilton	37 1997-98
156	Cliff Robinson	34 1987-88
156	Vincent Yokabaskas	27 1951-52

Free Throws Attempted

	Season
315	Kemba Walker 2010-11
266	Donyell Marshall 1993-94
259	Tony Hanson 1976-77
248	Art Quimby 1954-55
242	Vincent Yokabaskas 1951-52
238	Cliff Robinson 1987-88
238	Shabazz Napier 2013-14

Highest Free Throw%

	FT-FTA	Season
95.1%	Doug Wiggins (39-41)	2007-08
91.5%	Bobby Dulin (43-47)	1980-81
89.9%	Christian Vital (133-148)	2019-20
89.9%	Joe Whelton (62-69)	1974-75
89.2%	Craig Austrie (74-83)	2007-08
89.2%	Khalid El-Amin (107-120)	1999-00
88.9%	Albert Mouring (104-117)	2000-01
88.9%	Al Weston (56-63)	1972-73

Minimum of 40 attempts

Most Rebounds

Reb.	Name	Games	Season
*611	Art Quimby	25	1954-55
*588	Art Quimby	26	1953-54
*483	Toby Kimball	23	1964-65
466	Toby Kimball	27	1963-64
430	Art Quimby	21	1952-53
415	Emeka Okafor	36	2003-04
402	John Thomas	29	1975-76

391	Burr Carlson	27	1951-52
388	Hasheem Thabeet	36	2008-09
375	Toby Kimball	24	1962-63
370	Emeka Okafor	33	2002-03
365	Bill Corley	24	1967-68
358	Jeff Adrien	36	2008-09

*NCAA National Leader

Highest Rebound Average

	Games	Reb.	Season
24.4	Art Quimby	25	611 1954-55
*22.6	Art Quimby	26	588 1953-54
*21.0	Toby Kimball	23	483 1964-65
20.5	Art Quimby	21	430 1952-53
17.3	Toby Kimball	27	466 1963-64
15.6	Toby Kimball	24	375 1962-63
15.2	Bill Corley	24	365 1967-68
14.5	Burr Carlson	27	391 1951-52
14.0	Bill Corley	24	336 1965-66
13.9	John Thomas	29	402 1975-76
12.0	Ed Martin	23	277 1958-59
11.9	Bill Corley	24	285 1966-67
11.8	Al Cooper	25	294 1956-57
11.7	Ron Hrubala	23	269 1969-70
11.5	Emeka Okafor	36	415 2003-04
11.5	Walt Griffin	25	288 1959-60
11.0	Emeka Okafor	33	370 2002-03
11.0	Al Cooper	27	297 1957-58

*NCAA National Leader

Most Double-Doubles

Emeka Okafor	24	2003-04
Toby Kimball	23	1964-65
Toby Kimball	23	1963-64
Art Quimby	23	1954-55
Art Quimby	23	1953-54
Bill Corley	22	1967-68
Tony Hanson	20	1976-77

Most Assists

	Games	Season
253	Taliek Brown	39 2003-04
243	Marcus Williams	31 2004-05
212	Doron Sheffer	35 1995-96
212	Kevin Ollie	33 1994-95
209	Kevin Ollie	34 1993-94
198	Marcus Williams	23 2005-06
198	Shabazz Napier	34 2011-12
195	Shabazz Napier	40 2013-14
195*	Jalen Adams	32 2016-17
192	A.J. Price	33 2007-08

*32 games vacated; official NCAA total 0

Most Assists Per Game

	Games	Season
8.6	Marcus Williams	23 2005-06
7.8	Marcus Williams	31 2004-05
6.5	Taliek Brown	39 2003-04
6.4	Kevin Ollie	33 1994-95
6.1	Doron Sheffer	35 1995-96
6.1	Kevin Ollie	34 1993-94
6.1*	Jalen Adams	32 2016-17

*32 games vacated; official NCAA total 0.0

Most Blocked Shots

	Games	Season
*156	Emeka Okafor	33 2002-03
152	Hasheem Thabeet	36 2008-09
147	Hasheem Thabeet	33 2007-08
*147	Emeka Okafor	36 2003-04
138	Emeka Okafor	34 2001-02
121	Amida Brimah	35 2014-15
118	Hasheem Thabeet	31 2006-07
111	Donyell Marshall	34 1993-94
107	Hilton Armstrong	34 2005-06
92	Andre Drummond	34 2011-12
92	Amida Brimah	40 2013-14

*NCAA National Leader

Most Blocked Shots Per Game

	Games	Season
4.7	Emeka Okafor	33 2002-03
4.5	Hasheem Thabeet	33 2007-08
4.2	Hasheem Thabeet	36 2008-09
4.1	Emeka Okafor	36 2003-04
4.1	Emeka Okafor	34 2001-02
3.8	Hasheem Thabeet	31 2006-07
3.5	Amida Brimah	35 2014-15
3.3	Donyell Marshall	34 1993-94
3.1	Hilton Armstrong	34 2005-06

Most Steals

	Games	Season
138	Nadav Henefeld	37 1989-90
112	Scott Burrell	31 1990-91
83	Bobby Dulin	29 1979-80
79	Doron Sheffer	34 1993-94
78	Christian Vital	31 2019-20
77	Kemba Walker	41 2010-11
75	Scott Burrell	30 1991-92
74	Tate George	37 1989-90
73	Shabazz Napier	40 2013-14
71	Caron Butler	34 2001-02

INDIVIDUAL SINGLE SEASON RECORDS

Most Steals Per Game		Games	Season
3.7	Nadav Henefeld	37	1989-90
3.6	Scott Burrell	31	1990-91
2.9	Bobby Dulin	29	1979-80
2.5	Scott Burrell	30	1991-92
2.5	Christian Vital	31	2019-20
2.3	Doron Sheffer	34	1993-94

3-Point Field Goals Made		Games	Season
115	Ray Allen	35	1995-96
104	Ben Gordon	39	2003-04
99	Richard Hamilton	37	1997-98
95	Doron Sheffer	35	1995-96
88	Rashad Anderson	34	2005-06
87	Rashad Anderson	39	2003-04
87	Shabazz Napier	40	2013-14
86	Ryan Boatright	35	2014-15
86	Albert Mouring	35	1999-00
85	Ray Allen	32	1994-95

3-Point Field Goals Made Per Game		Games	Season
3.30	Ray Allen	35	1995-96
2.71	Doron Sheffer	35	1995-96
2.70	Chris Smith	30	1991-92
2.68	Richard Hamilton	37	1997-98
2.67	Ben Gordon	39	2003-04

3-Point FG Attempts		Games	Season
247	Ray Allen	1995-96	
245	Richard Hamilton	1997-98	
240	Ben Gordon	2003-04	
234	Doron Sheffer	1995-96	
227	Kemba Walker	2010-11	
226*	Rodney Purvis	2016-17	
222	Khalid El-Amin	1997-98	

*33 games vacated; official NCAA total 0

3-Point Field Goal Percentage		Games	Season
48.3	Niels Giffey	58-120	2013-14
47.8	Albert Mouring	86-180	1999-00
46.6	Ray Allen	115-247	1995-96
45.3	Brian Fair	58-128	1994-95
44.5	Ray Allen	85-191	1994-95
43.6	Tony Robertson	48-110	2001-02
43.3	Ben Gordon	104-240	2003-04
42.0	Chris Smith	81-193	1991-92

Most Games in a Row With At Least One Successful 3-Pt FG		Games	Season
42	Ray Allen	1995-96	
23	Ryan Boatright	2014-15	
23	Chris Smith	1991-92	
23	Phil Gamble	1987-88	

Most Double Figure Games as a Non-Starter		Games	Season
24	Ray Allen	1993-94	
24	Rashad Anderson	2005-06	
24	John Gwynn	1989-90	
20	Ben Gordon	2001-02	

Minutes Played		Games	Season
1543	Kemba Walker	2010-11	
1404	Shabazz Napier	2013-14	
1346	Ben Gordon	2003-04	
1266	Jeremy Lamb	2011-12	
1264	Ryan Boatright	2013-14	
1245	Jeff Adrien	2008-09	
1223	Caron Butler	2001-02	
1221	Chris Smith	1989-90	

Minutes Played- Average		Games	Min.	Year
38.1*	Jalen Adams	30	1144	2017-18
37.6	Kemba Walker	41	1543	2010-11
37.2	Shabazz Napier	28	1043	2012-13
37.2	Jeremy Lamb	34	1266	2011-12
37.0	Tate George	26	962	1986-87
36.9**	Rodney Purvis	33	1217	2016-17
36.5	Chris Smith	31	1130	1990-91
36.3	Chris Smith	30	1090	1991-92
36.3	Ryan Boatright	30	1089	2012-13
36.3	Earl Kelley	21	763	1985-86
36.2	Corny Thompson	27	977	1981-82
36.0	Caron Butler	34	1223	2001-02
35.8	Ryan Boatright	35	1216	2014-15
35.8	Mike McKay	28	1001	1981-82
35.5***	Jalen Adams	32	1137	2016-17
35.3	Kemba Walker	34	1199	2009-10
35.3	Scott Burrell	30	1059	1991-92
35.1	Shabazz Napier	40	1404	2013-14

* 29 games vacated; official NCAA total 1 game, 40 minutes (40.0)

** 33 games vacated; official NCAA total 0 games

*** 32 games vacated; official NCAA total 0 games

INDIVIDUAL SINGLE SEASON STATISTICAL CATEGORY LEADERS

SCORING

Year	Name	Ht.	Cl.	Pts.	Avg.
48-49	Pete Lind	6-6	Jr.	243	9.7
49-50	Vincent Yokabaskas	6-2	So.	417	16.7
50-51	Vincent Yokabaskas	6-2	Jr.	404	15.5
51-52	Vincent Yokabaskas	6-2	Sr.	454	16.8
52-53	Art Quimby	6-5	So.	350	16.7
53-54	Art Quimby	6-5	Jr.	423	16.3
54-55	Art Quimby	6-5	Sr.	581	23.2
55-56	Gordon Ruddy	6-1	Sr.	449	16.6
56-57	Bob Osborne	5-11	Sr.	389	15.6
57-58	Jack Rose	5-11	So.	350	13.0
58-59	Jack Rose	5-11	Jr.	383	16.0
59-60	John Pipczynski	6-5	Sr.	394	15.2
60-61	Lenny Carlson	6-0	Jr.	323	13.5
61-62	Lenny Carlson	6-0	Sr.	363	15.1
62-63	Toby Kimball	6-7	So.	362	15.1
63-64	Toby Kimball	6-8	Jr.	544	20.1
64-65	Wes Bialosuknia	6-2	So.	490	21.3
65-66	Wes Bialosuknia	6-2	Jr.	510	21.3
66-67	Wes Bialosuknia	6-2	Sr.	673	28.0
67-68	Bill Corley	6-7	Sr.	506	21.1
68-69	Bob Staak	6-4	So.	408	17.0
69-70	Bob Boyd	5-11	Jr.	515	23.4
70-71	Bob Staak	6-4	So.	502	20.9
71-72	Gary Custick	6-7	So.	458	18.3
72-73	Jimmy Foster	6-1	Jr.	251	15.7
73-74	Jimmy Foster	6-1	Sr.	439	16.3
74-75	Tony Hanson	6-5	So.	467	16.7
75-76	Tony Hanson	6-5	Jr.	554	19.1
76-77	Tony Hanson	6-5	Sr.	702	26.0
77-78	Joe Whelton	6-0	Sr.	383	15.3
78-79	Corny Thompson	6-8	Fr.	538	18.6
79-80	Mike McKay	6-5	So.	484	16.7
80-81	Corny Thompson	6-8	Jr.	435	15.0
81-82	Mike McKay	6-5	Sr.	401	14.3
82-83	Earl Kelley	6-1	Fr.	451	16.7
83-84	Earl Kelley	6-1	So.	259	14.4
84-85	Earl Kelley	6-1	Jr.	471	16.8
85-86	Earl Kelley	6-1	Sr.	411	19.6
86-87	Cliff Robinson	6-11	So.	289	18.1
87-88	Cliff Robinson	6-11	Jr.	600	17.6
88-89	Cliff Robinson	6-11	Sr.	619	20.0
89-90	Chris Smith	6-2	So.	635	17.2
90-91	Chris Smith	6-2	Jr.	585	21.2
91-92	Chris Smith	6-2	Sr.	637	21.2
92-93	Donyell Marshall	6-9	So.	459	17.0
93-94	Donyell Marshall	6-9	Jr.	853	25.1
94-95	Ray Allen	6-5	So.	675	21.1
95-96	Ray Allen	6-5	Jr.	818	23.4
96-97	Richard Hamilton	6-6	Fr.	509	15.9
97-98	Richard Hamilton	6-6	So.	795	21.5
98-99	Richard Hamilton	6-6	Jr.	732	21.5
99-00	Khalid El-Amin	5-10	Jr.	560	16.0
00-01	Caron Butler	6-7	Fr.	445	15.3
01-02	Caron Butler	6-7	So.	691	20.3
02-03	Ben Gordon	6-2	So.	645	19.5
03-04	Ben Gordon	6-3	Jr.	723	18.5
04-05	Charlie Villanueva	6-11	So.	421	13.6
05-06	Rudy Gay	6-9	So.	503	15.2
06-07	Jerome Dyson	6-3	Fr.	429	13.8
07-08	Jeff Adrien	6-7	Jr.	489	14.8
08-09	A.J. Price	6-2	Sr.	515	14.7
09-10	Jerome Dyson	6-3	Sr.	586	17.2
10-11	Kemba Walker	6-1	Jr.	965	23.5
11-12	Jeremy Lamb	6-5	So.	603	17.7
12-13	Shabazz Napier	6-1	Jr.	478	17.1
13-14	Shabazz Napier	6-1	Sr.	720	18.0
14-15	Ryan Boatright	6-0	Sr.	592	17.4
15-16	Rodney Purvis	6-4	R-Jr.	461	12.8
16-17	Jalen Adams*	6-3	So.	461	14.4
17-18	Jalen Adams**	6-3	Jr.	542	18.1
18-19	Jalen Adams	6-3	Sr.	439	16.9
19-20	Christian Vital	6-2	Sr.	507	16.4

* 32 games vacated; official NCAA total 0 points

** 29 games vacated; official NCAA total 6 points

REBOUNDING

Year	Name	Ht.	Cl.	Reb.	Avg.
50-51	William Ebel	6-4	Jr.	216	9.0
51-52	Burr Carlson	6-6	Sr.	391	14.5
52-53	Art Quimby	6-5	So.	430	20.5
53-54	Art Quimby	6-5	Jr.	588	22.6



Richard Hamilton led the Huskies in scoring in each of his three seasons at UConn.

54-55	Art Quimby	6-5	Sr.	611	24.4
55-56	-----	-----	-----	-----	-----
56-57	Al Cooper	6-8	So.	294	11.8
57-58	Al Cooper	6-8	Jr.	297	11.0
58-59	Ed Martin	6-5	Jr.	277	12.1
59-60	Walt Griffin	6-6	Jr.	288	11.5
60-61	Bob Haines	6-7	So.	209	8.7
61-62	Eddie Slomcenski	6-10	So.	219	9.5
62-63	Toby Kimball	6-8	So.	375	15.6
63-64	Toby Kimball	6-8	Jr.	466	17.3
64-65	Toby Kimball	6-8	Sr.	483	21.0
65-66	Bill Corley	6-7	So.	336	14.0
66-67	Bill Corley	6-7	Jr.	285	11.9
67-68	Bill Corley	6-7	Jr.	365	15.2
68-69	Ron Hrubala	6-5	So.	246	10.3
69-70	Ron Hrubala	6-5	Jr.	269	11.7
70-71	Ron Hrubala	6-5	Sr.	261	10.9
71-72	Cal Chapman	6-5	So.	219	8.8
72-73	Cal Chapman	6-5	Jr.	247	9.9
73-74	John Thomas	6-8	So.	271	10.4
74-75	John Thomas	6-8	Jr.	301	10.8
75-76	John Thomas	6-8	Sr.	402	13.9
76-77	Tony Hanson	6-5	Sr.	283	10.5
77-78	Jim Abromaitis	6-8	Jr.	228	8.8

INDIVIDUAL SINGLE SEASON STATISTICAL CATEGORY LEADERS

78-79	Corny Thompson	6-8	Fr.	289	10.0
79-80	Corny Thompson	6-8	So.	270	9.3
80-81	Corny Thompson	6-8	Jr.	235	8.1
81-82	Corny Thompson	6-8	Sr.	223	8.3
82-83	Bruce Kuczenski	6-10	Sr.	189	6.8
83-84	Tim Coles	6-7	So.	220	7.9
84-85	Tim Coles	6-7	Jr.	183	7.0
85-86	Tim Coles	6-7	Sr.	260	9.3
86-87	Gerry Besselink	6-9	Sr.	300	10.7
87-88	Cliff Robinson	6-11	Jr.	233	6.9
88-89	Cliff Robinson	6-11	Sr.	228	7.4
89-90	Nadav Henefeld	6-7	Fr.	208	5.6
90-91	Rod Sellers	6-9	Jr.	247	8.0
91-92	Rod Sellers	6-9	Sr.	253	8.7
92-93	Donyell Marshall	6-9	So.	210	7.8
93-94	Donyell Marshall	6-9	Jr.	302	8.9
94-95	Travis Knight	7-0	Jr.	272	8.2
95-96	Travis Knight	7-0	Sr.	317	9.3
96-97	Kevin Freeman	6-7	Fr.	210	6.4
97-98	Jake Voskuhl	6-11	So.	262	7.1
98-99	Kevin Freeman	6-7	Jr.	263	7.3
99-00	Jake Voskuhl	6-11	Sr.	219	6.4
00-01	Caron Butler	6-7	Fr.	221	7.6
01-02	Emeka Okafor	6-9	Fr.	306	9.0
02-03	Emeka Okafor	6-9	So.	370	11.2
03-04	Emeka Okafor	6-10	Jr.	415	11.5
04-05	Josh Boone	6-10	So.	259	8.4
05-06	Josh Boone	6-10	Jr.	238	7.0
06-07	Jeff Adrien	6-7	So.	301	9.7
07-08	Jeff Adrien	6-7	Jr.	302	9.2
08-09	Hasheem Thabeet	7-3	Jr.	388	10.8
09-10	Stanley Robinson	6-9	Sr.	260	7.6
10-11	Alex Oriakhi	6-9	So.	358	8.7
11-12	Andre Drummond	6-10	Fr.	257	7.6
12-13	DeAndre Daniels	6-8	So.	165	5.5
13-14	DeAndre Daniels	6-9	Jr.	228	6.0
	Shabazz Napier	6-1	Sr.	234	5.9
14-15	Daniel Hamilton	6-7	Fr.	267	7.6
15-16	Daniel Hamilton	6-7	So.	321	8.9
16-17	Kentan Facey	6-10	Sr.	235	7.1
17-18	Christian Vital	6-2	So.	173	5.4
18-19	Josh Carlton	6-10	So.	204	6.2
19-20	Christian Vital	6-2	Sr.	195	6.3

FIELD GOAL PERCENTAGE (min. 50 FGA)					
Year	Name	Ht.	Cl.	FG/A	Pct.
48-49	Charlie Muzikevik	6-0	Jr.	83/219	.378
49-50	Vincent Yokabaskas	6-2	So.	159/416	.382
50-51	Wallace Widholm	6-2	Jr.	74/213	.347
51-52	Vincent Yokabaskas	6-2	Sr.	156/242	.384
52-53	Art Quimby	6-5	Sr.	125/307	.407
53-54	-----	---	---	-----	-----
54-55	Art Quimby	6-5	Sr.	227/546	.416
55-56	-----	---	---	-----	-----
56-57	Al Cooper	6-8	So.	129/272	.474
57-58	Al Cooper	6-8	Jr.	134/296	.454
58-59	Al Cooper	6-8	Sr.	58/128	.452
60-61	Pete Kelly	6-3	Sr.	82/171	.480
61-62	Ed Slomcenski	6-10	So.	82/168	.488
62-63	Ed Slomcenski	6-10	Jr.	135/272	.496
63-64	Ed Slomcenski	6-10	Sr.	78/148	.527
64-65	Toby Kimball	6-5	Sr.	177/311	.570
65-66	Bill Corley	6-7	So.	141/268	.525
66-67	Bill Corley	6-7	Jr.	122/247	.494
67-68	Bill Corley	6-7	Sr.	183/389	.469
68-69	Tony Budzinsky	6-7	Jr.	89/195	.462
69-70	Bob Staak	5-11	Jr.	168/367	.457
70-71	Bob Staak	5-11	Sr.	214/436	.491
71-72	Gary Custick	6-7	So.	182/339	.537
72-73	Earl Wilson	6-5	So.	142/294	.489
73-74	Gary Custick	6-7	Sr.	105/202	.520
74-75	Lee Otis Wilson	6-3	Jr.	164/332	.494
75-76	Jeff Carr	6-8	Fr.	95/170	.559
76-77	Tony Hanson	6-5	Sr.	253/484	.523
77-78	Jeff Carr	6-8	Jr.	110/193	.570
78-79	Jeff Carr	6-8	Sr.	113/195	.579
79-80	Jim Abromaitis	6-8	Sr.	112/185	.605
80-81	Chuck Aleksinas	6-11	Jr.	154/244	.631
81-82	Norman Bailey	6-5	So.	111/202	.550
82-83	Karl Hobbs	5-8	Jr.	124/233	.532
83-84	Ray Broxton	6-7	Jr.	110/210	.524
84-85	Ray Broxton	6-7	Sr.	171/310	.552
85-86	Tim Coles	6-7	Sr.	139/266	.523



Christian Vital led the Huskies in scoring, rebounding, steals and free throw percentage for the 2019-20 season.

86-87	Jeff King	6-10	Jr.	124/249	.498
87-88	Tate George	6-5	So.	115/230	.500
88-89	Cliff Robinson	6-11	Sr.	235/500	.470
89-90	Rod Sellers	6-9	So.	114/212	.538
90-91	Rod Sellers	6-9	Jr.	134/242	.554
91-92	Rod Sellers	6-9	Sr.	116/196	.592
92-93	Donyell Marshall	6-9	So.	166/332	.500
93-94	Donny Marshall	6-6	Jr.	152/294	.517
94-95	Travis Knight	7-0	Jr.	129/231	.558
95-96	Kirk King	6-8	Jr.	142/247	.575
96-97	Antric Klaiber	6-10	So.	34/63	.540
97-98	Antric Klaiber	6-10	Jr.	38/66	.576
98-99	Kevin Freeman	6-7	Jr.	163/277	.588
99-00	Jake Voskuhl	6-11	Sr.	109/191	.571
00-01	Johnnie Selvie	6-7	Jr.	133/243	.547
01-02	Emeka Okafor	6-9	Fr.	105/178	.590
02-03	Emeka Okafor	6-9	So.	221/381	.580
03-04	Emeka Okafor	6-10	Jr.	261/436	.599
04-05	Josh Boone	6-10	So.	148/243	.609
05-06	Jeff Adrien	6-6	Fr.	83/136	.610
06-07	Curtis Kelly	6-9	Fr.	30/54	.556
07-08	Hasheem Thabeet	7-3	So.	114/189	.603
08-09	Hasheem Thabeet	7-3	Jr.	178/278	.640
09-10	Gavin Edwards	6-10	Sr.	132/223	.592
10-11	Alex Oriakhi	6-9	So.	153/302	.507
11-12	Andre Drummond	6-10	Fr.	157-292	.538
12-13	Enosch Wolf	7-1	Jr.	36/61	.590
13-14	Amida Brimah	7-0	Fr.	64/100	.640
14-15	Amida Brimah	7-0	So.	126/187	.674
15-16	Amida Brimah	7-0	Jr.	67/101	.663
16-17	Amida Brimah	7-0	Sr.	90/157	.573

17-18	Isaiah Whaley	6-8	Fr.	29/52	.558
18-19	Josh Carlton	6-10	So.	111/183	.607
19-20	Isaiah Whaler	6-8	Jr.	68/126	.540

3-POINT PERCENTAGE (min. 20 3-pt. FGA)					
Year	Name	Ht.	Cl.	3FG/A	Pct.
86-87	Tate George	6-5	Fr.	10/29	.345
87-88	Phil Gamble	6-4	Jr.	76/182	.418
88-89	Phil Gamble	6-4	Sr.	56/138	.406
89-90	Chris Smith	6-2	So.	75/191	.393
90-91	Chris Smith	6-2	Jr.	46/117	.393
91-92	Chris Smith	6-2	Sr.	81/193	.420
92-93	Brian Fair	6-3	So.	64/166	.386
93-94	Brian Fair	6-3	Jr.	40/98	.408
94-95	Brian Fair	6-3	Sr.	58/128	.453
95-96	Ray Allen	6-5	Jr.	115/247	.466
96-97	Richard Hamilton	6-6	Fr.	70/186	.376
97-98	Richard Hamilton	6-6	So.	99/245	.404
98-99	Albert Mouring	6-3	So.	32/85	.376
99-00	Albert Mouring	6-3	Jr.	86/180	.478
00-01	Albert Mouring	6-3	Sr.	58/155	.374
01-02	Tony Robertson	6-2	Jr.	48/110	.436
02-03	Ben Gordon	6-2	So.	80/191	.419
03-04	Ben Gordon	6-3	Jr.	104/240	.433
04-05	Rudy Gay	6-9	Fr.	28/60	.467
05-06	Rashad Anderson	6-5	Sr.	88/216	.407
06-07	Stanley Robinson	6-9	Fr.	16/42	.381
07-08	Stanley Robinson	6-9	So.	28/67	.418
08-09	A.J. Price	6-2	Sr.	82/204	.402
09-10	Stanley Robinson	6-9	Sr.	27/79	.342
10-11	Jeremy Lamb	6-5	Fr.	46/125	.368
11-12	Niels Giffey	6-7	So.	9/21	.429
12-13	Shabazz Napier	6-1	Jr.	68-171	.398
13-14	Niels Giffey	6-7	Sr.	58-120	.483
14-15	Ryan Boatright	6-0	Sr.	86-209	.411
15-16	Omar Calhoun	6-6	Sr.	28-72	.389
16-17	Vance Jackson	6-8	Fr.	50-126	.397
17-18	Tyler Polley	6-8	Fr.	15-36	.417
18-19	Christian Vital	6-2	Jr.	79-193	.409
19-20	Tyler Polley	6-8	Jr.	30-74	.405

FREE THROW PERCENTAGE					
Year	Name	Ht.	Cl.	FT/A	Pct.
47-48	Wallace Luchuk	6-1	Sr.	55/82	.671
48-49	Peter Lind	6-6	Jr.	55/79	.696
49-50	Edward Gates	5-8	Jr.	45/58	.775
50-51	Bill Clark	6-0	Sr.	21/30	.700
51-52	Seymour Menchel	5-8	So.	24/32	.750
52-53	Worthy Patterson	6-3	Jr.	80/119	.672
53-54	-----	---	---	-----	-----
54-55	-----	---	---	-----	-----
55-56	-----	---	---	-----	-----
56-57	Bob Osborne	5-11	Sr.	101/141	.726
57-58	Jack Rose	5-11	So.	86/108	.796
58-59	John Pipczynski	6-5	Jr.	63/87	.725
59-60	John Pipczynski	6-5	Sr.	102/122	.836
60-61	Dale Comey	5-9	So.	49/62	.790
61-62	Lenny Carlson	6-0	Sr.	113/144	.785
62-63	Dom Perno	6-1	Jr.	49/66	.742
63-64	Ed Slomcenski	6-11	Sr.	60/82	.732
64-65	Wes Bialosuknia	6-2	So.	94/118	.797
65-66	Wes Bialosuknia	6-2	Jr.	90/106	.849
66-67	Tom Penders	6-0	Sr.	56/64	.875
67-68	Fred Malan	5-10	Sr.	38/44	.864
69-70	Bobby Boyd	5-11	Jr.	145/193	.751
70-71	Bob Staak	6-4	Sr.	74/90	.822
71-72	Gary Custick	6-7	So.	94/118	.797
72-73	Al Weston	5-10	Fr.	56/63	.889
73-74	Al Weston	5-10	So.	33/50	.660
74-75	Joe Whelton	5-10	Fr.	62/69	.899
75-76	Al Weston	5-10	Sr.	59/74	.797
76-77	Joe Whelton	5-11	Jr.	63/80	.788
77-78	Dennis Wolff	6-3	Sr.	42/50	.840
78-79	Randy LaVigne	6-3	Sr.	63/74	.851
79-80	Corny Thompson	6-8	So.	123/155	.794
80-81	Bobby Dulin	5-11	Sr.	43/47	.915
81-82	Karl Hobbs	5-8	So.	41/53	.774
82-83	Karl Hobbs	5-8	Jr.	82/99	.828
83-84	Earl Kelley	6-1	So.	77/94	.819
84-85	Ray Broxton	6-7	Sr.	48/55	.873
85-86	Earl Kelley	6-1	Sr.	141/162	.870
86-87	Tate George	6-5	Fr.	69/89	.775
87-88	Tate George	6-5	So.	98/118	.831

INDIVIDUAL SINGLE SEASON STATISTICAL CATEGORY LEADERS

88-89	Tate George	6-5	Jr.	69/91	.758
89-90	Chris Smith	6-2	So.	146/180	.811
90-91	John Gwynn	6-1	Sr.	89/121	.736
91-92	Chris Smith	6-3	Sr.	152/190	.800
92-93	Donyell Marshall	6-9	So.	107/129	.829
93-94	Ray Allen	6-5	Fr.	80/101	.792
94-95	Donny Marshall	6-7	Sr.	136/164	.829
95-96	Doron Sheffer	6-5	Sr.	101/119	.849
96-97	Richard Hamilton	6-6	Fr.	91/116	.784
97-98	Richard Hamilton	6-6	So.	156/185	.843
98-99	Richard Hamilton	6-6	Jr.	170/204	.833
99-00	Khalid El-Amin	5-10	Jr.	107/120	.892
00-01	Albert Mouring	6-3	Sr.	104/117	.889
01-02	Caron Butler	6-7	So.	155/199	.779
	Tony Robertson	6-2	Jr.	60/77	.779
02-03	Tony Robertson	6-2	Sr.	76/93	.817
03-04	Ben Gordon	6-3	Jr.	141/170	.829
04-05	Denham Brown	6-6	Jr.	68/84	.810
05-06	Denham Brown	6-6	Sr.	79/91	.862
06-07	Craig Austrie	6-3	So.	31/41	.756
07-08	Doug Wiggins	6-1	So.	39/41	.951
08-09	Craig Austrie	6-3	Sr.	72/89	.809
09-10	Gavin Edwards	6-10	Sr.	97/124	.782
10-11	Kemba Walker	6-1	Jr.	258/315	.819
11-12	Jeremy Lamb	6-5	So.	98/121	.810
12-13	Niels Giffey	6-7	Jr.	36/41	.878
13-14	Shabazz Napier	6-1	Sr.	207/238	.870
14-15	Ryan Boatright	6-0	Sr.	142/167	.850
15-16	Jalen Adams	6-3	Fr.	44/51	.863
16-17	Jalen Adams*	6-3	So.	77/93	.828
17-18	Christian Vital	6-2	So.	132/156	.846
18-19	Jalen Adams	6-3	Sr.	58/70	.829
19-20	Christian Vital	6-2	Sr.	133/148	.899

* 32 games vacated; official NCAA total .000

ASSISTS

Year	Name	HT	CL.	Ast.	Avg.
69-70	Bobby Boyd	5-11	Jr.	121	5.5
70-71	Bobby Boyd	5-11	Sr.	107	4.5
71-72	Doug Melody	6-0	Sr.	112	4.5
72-73	Al Weston	5-10	Fr.	67	3.7
73-74	Jimmy Foster	6-1	Sr.	114	4.2
74-75	Joe Whelton	5-10	Fr.	86	3.1
75-76	Joe Whelton	5-10	So.	138	4.8
76-77	Randy LaVigne	6-3	So.	93	3.6
77-78	Joe Whelton	6-0	Sr.	107	4.3
78-79	Randy LaVigne	6-3	Sr.	112	3.9
79-80	Bobby Dulin	5-11	Jr.	124	4.3
80-81	Karl Hobbs	5-8	Fr.	136	4.7
81-82	Karl Hobbs	5-8	So.	106	3.8
82-83	Karl Hobbs	5-8	Jr.	114	4.1
83-84	Karl Hobbs	5-8	Sr.	178	6.4
84-85	Earl Kelley	6-1	Jr.	134	4.8
85-86	Earl Kelley	6-1	Sr.	135	6.4
86-87	Tate George	6-5	Fr.	156	6.0
87-88	Tate George	6-5	So.	190	5.6
88-89	Tate George	6-5	Jr.	152	4.9
89-90	Tate George	6-5	Sr.	179	4.8
90-91	Chris Smith	6-2	Jr.	105	3.4
91-92	Chris Smith	6-2	Sr.	112	3.7
92-93	Kevin Ollie	6-3	So.	158	5.6
93-94	Kevin Ollie	6-3	Jr.	209	6.2
94-95	Kevin Ollie	6-3	Sr.	212	6.4
95-96	Doron Sheffer	6-5	Sr.	212	6.1
96-97	Ricky Moore	6-2	So.	152	5.4
97-98	Khalid El-Amin	5-10	Fr.	156	4.2
98-99	Khalid El-Amin	5-10	So.	140	3.9
99-00	Khalid El-Amin	5-10	Jr.	183	5.2
00-01	Taliek Brown	6-1	Fr.	157	4.9
01-02	Taliek Brown	6-1	So.	172	5.1
02-03	Ben Gordon	6-2	So.	156	4.7
	Taliek Brown	6-1	Jr.	140	4.8
03-04	Taliek Brown	6-1	Sr.	253	6.5
04-05	Marcus Williams	6-3	So.	243	7.8
05-06	Marcus Williams	6-3	Jr.	198	8.6
06-07	A.J. Price	6-2	So.	113	3.6
07-08	A.J. Price	6-2	Jr.	192	5.8
08-09	A.J. Price	6-2	Sr.	164	4.7
09-10	Kemba Walker	6-1	So.	172	5.1
10-11	Kemba Walker	6-1	Jr.	184	4.5
11-12	Shabazz Napier	6-1	So.	198	5.8
12-13	Shabazz Napier	6-1	Jr.	129	4.6

13-14	Ryan Boatright	6-0	So.	131	4.4
	Shabazz Napier	6-1	Sr.	195	4.9
14-15	Ryan Boatright	6-0	Sr.	129	3.8
15-16	Daniel Hamilton	6-7	So.	170	4.7
16-17	Jalen Adams*	6-3	So.	195	6.1
17-18	Jalen Adams**	6-3	Jr.	141	4.7
18-19	Alterique Gilbert	6-0	R-So.	91	3.6
19-20	Alterique Gilbert	6-0	R-Jr.	113	3.8

* 32 games vacated; official NCAA total 0

** 29 games vacated; official NCAA total 5 assists (5.0)

BLOCKED SHOTS

Year	Name	Ht.	Cl.	Blk.	Avg.
80-81	Chuck Aleksinas	6-11	Jr.	22	0.7
81-82	Corny Thompson	6-8	Sr.	15	0.6
82-83	Bruce Kuczenski	6-10	Sr.	24	0.9
83-84	Tim Coles	6-7	So.	12	0.4
84-85	Ray Broxton	6-7	Sr.	13	0.5
85-86	Jeff King	6-10	So.	15	0.6
86-87	Jeff King	6-10	Jr.	48	1.7
87-88	Cliff Robinson	6-11	Jr.	49	1.4
88-89	Cliff Robinson	6-11	Sr.	44	1.4
89-90	Rod Sellers	6-9	So.	31	0.8
90-91	Scott Burrell	6-7	So.	40	1.3
91-92	Donyell Marshall	6-9	Fr.	78	2.6
92-93	Donyell Marshall	6-9	So.	56	2.1
93-94	Donyell Marshall	6-9	Jr.	111	3.3
94-95	Travis Knight	7-0	Jr.	56	1.7
95-96	Travis Knight	7-0	Sr.	68	2.0
96-97	Jake Voskuhl	6-11	Fr.	46	1.4
97-98	Jake Voskuhl	6-11	So.	49	1.3
98-99	Jake Voskuhl	6-11	Jr.	51	1.5
99-00	Jake Voskuhl	6-11	Sr.	47	1.4
00-01	Johnnie Selvie	6-7	Jr.	32	1.0
01-02	Emeka Okafor	6-9	Fr.	138	4.1
02-03	Emeka Okafor	6-9	So.	155	4.7
03-04	Emeka Okafor	6-10	Jr.	147	4.1
04-05	Josh Boone	6-10	So.	90	2.9
05-06	Hilton Armstrong	6-11	Sr.	107	3.2
06-07	Hasheem Thabeet	7-3	Fr.	118	3.8
07-08	Hasheem Thabeet	7-3	So.	147	4.5
08-09	Hasheem Thabeet	7-3	Jr.	152	4.2
09-10	Gavin Edwards	6-10	Sr.	69	2.0
10-11	Alex Oriakhi	6-9	So.	67	1.6
11-12	Andre Drummond	6-10	Fr.	92	2.7
12-13	DeAndre Daniels	6-8	So.	45	1.5
13-14	Amida Brimah	7-0	Fr.	92	2.3
14-15	Amida Brimah	7-0	So.	121	3.5
15-16	Amida Brimah	7-0	Jr.	67	2.7
16-17	Amida Brimah	7-0	Sr.	87	2.6
17-18	Isaiah Whaley	6-8	Fr.	30	1.0
18-19	Josh Carlton	6-10	So.	59	1.8
19-20	Akok Akok	6-9	R-Fr.	66	2.6

STEALS

Year	Name	Ht.	Cl.	Stl.	Avg.
78-79	Randy LaVigne	6-3	Jr.	56	1.9
79-80	Bobby Dulin	5-11	Jr.	83	2.9
80-81	Bobby Dulin	5-11	Sr.	52	1.8
81-82	Norman Bailey	6-5	So.	61	2.2
82-83	Karl Hobbs	5-8	Jr.	47	1.7
83-84	Karl Hobbs	5-8	Sr.	37	1.3
84-85	Earl Kelley	6-1	Jr.	31	1.1
85-86	Earl Kelley	6-1	Sr.	31	1.5
86-87	Tate George	6-5	Fr.	35	1.4
87-88	Tate George	6-5	So.	44	1.3
88-89	Cliff Robinson	6-11	Sr.	55	1.8
89-90	Nadav Henefeld	6-7	Fr.	138	3.7
90-91	Scott Burrell	6-7	So.	112	3.6
91-92	Scott Burrell	6-7	Jr.	75	2.5
92-93	Scott Burrell	6-7	Sr.	63	2.4
93-94	Doron Sheffer	6-5	Fr.	79	2.3
94-95	Ray Allen	6-5	So.	61	1.9
95-96	Doron Sheffer	6-5	Sr.	65	1.9
96-97	Ricky Moore	6-2	So.	48	1.7
97-98	Khalid El-Amin	5-10	Fr.	68	1.8
98-99	Khalid El-Amin	5-10	So.	59	1.6
99-00	Khalid El-Amin	5-10	Jr.	59	1.7
00-01	Caron Butler	6-7	Fr.	63	2.2
01-02	Caron Butler	6-7	So.	71	2.1
02-03	Ben Gordon	6-2	So.	38	1.2
03-04	Ben Gordon	6-3	Jr.	53	1.4



Amida Brimah led the Huskies in blocked shots in each of his four seasons.

04-05	Marcus Williams	6-3	So.	35	1.1
05-06	Rudy Gay	6-9	So.	58	1.8
06-07	Jerome Dyson	6-3	Fr.	58	1.9
07-08	A.J. Price	6-2	Jr.	43	1.3
08-09	Jerome Dyson	6-4	Jr.	44	1.8
09-10	Kemba Walker	6-1	So.	70	2.1
10-11	Kemba Walker	6-1	Jr.	77	1.9
11-12	Shabazz Napier	6-1	So.	56	1.7
12-13	Shabazz Napier	6-1	Jr.	56	2.0
13-14	Shabazz Napier	6-1	Sr.	73	1.8
14-15	Ryan Boatright	6-0	Sr.	46	1.4
15-16	Jalen Adams	6-2	Fr.	39	1.1
16-17	Jalen Adams*	6-3	So.	35	1.1
	Christian Vital	6-2	Fr.	35	1.1
17-18	Christian Vital	6-2	So.	50	1.6
18-19	Christian Vital	6-2	Jr.	52	1.6
19-20	Christian Vital	6-2	Sr.	78	2.5

* 32 games vacated; official NCAA total 0 steals (0.0)

TEAM SINGLE GAME RECORDS

Most Points

130	Tennessee Tech	12/30/93
129	Morehead State	12/23/05
124	Maine	1/30/57
124	Meriden HS	1905-06
123	Quinnipiac	12/30/04
119	New Hampshire	1/12/66
119	Hartford Public HS	1905-06

Most Points Allowed

127	Syracuse	3/12/09
122	Holy Cross	12/20/69
116	Maine	2/8/69
112	Niagara	1/16/60
110	Maine	2/17/73
110	Boston College	12/9/60
110	St. Louis	3/12/55
108	Syracuse	2/1/94
108	Providence	1/19/91
108	Providence	3/8/75

Most Points Combined

244	Syracuse	3/12/09
226	Holy Cross	12/20/69
215	Maine	2/17/73
213	St. Louis	3/12/55
210	Providence	1/19/91
208	Tennessee Tech	12/30/93
203	Syracuse	2/1/94

Largest Margin of Victory

70 pts	vs. CCSU (116-46)	1/23/96
68 pts	vs. Morehead State (129-61)	12/23/05
68 pts	vs. CCSU (115-47)	1/10/91

Largest Margin of Defeat

74 pts	vs. Wesleyan (12-86)	1905-06
--------	----------------------	---------

Most Rebounds

81	New Hampshire	2/27/65
----	---------------	---------

Most Assists

34	Sacred Heart	12/3/02
30	CCSU	12/22/04
30	Sacred Heart	11/22/03
30	Fairfield	12/22/00
30	Winthrop	1/2/94
30	US International	1/28/85

Most Opponent Assists

30	Georgetown	3/6/85
29	Pittsburgh	2/24/86
27	Villanova	2/18/83
27	Syracuse	1/18/84

Most Turnovers

32	Fairfield	12/6/83
27	Syracuse	3/12/09
27	Pittsburgh	12/4/96
26	3 times	

Most Opponent Turnovers

35	Lafayette	11/25/94
33	St. John's	1/22/91
31	4 Times	

Most Three-Point FGs

16	USF	2/8/17
15	Hartford	12/28/97
14	Iona	12/20/03
14	Maine	12/6/13
13	6 Times	

Most Three-Point Attempts

35	Syracuse	3/12/09
33	Tulsa	1/26/20
32	FDU	12/8/10
32	Syracuse	3/9/06
31	Tulsa	2/15/18
31	at Tulsa	1/16/19
30	3 Times	

Most Opponent Three-Point FGs

17 (2ot)	Tulsa	1/3/18
15	Villanova	1/20/18
15	Cincinnati	3/18/95
14	5 times	

Most Opponent Three-Point Attempts

41 (2ot)	Tulsa	1/3/18
40	Villanova	1/20/18
38	UT-Chattanooga	3/16/95
36	St. Bonaventure	12/28/01
36	Furman	11/21/15
35	Northeastern	12/6/04

Most Blocked Shots

19	Notre Dame	2/21/06
19	Fla. Int'l.	11/30/04
17	Providence	1/31/09
17	Texas Southern	12/2/05
17	Quinnipiac	12/30/04
17	St. John's	2/5/05

Most Opponent Blocked Shots

13	Syracuse	3/14/03
12	Memphis	2/19/15
12	Syracuse	2/10/10
12	South Florida	2/16/08
12	Florida State	11/26/97
12	Georgetown	2/23/91
12	Tulane	1/2/16

Most Steals

24	Hartford	12/7/89
22	Lafayette	11/25/94
21	Wagner	1/27/98

Most Opponent Steals

19	Washington	3/24/06
17	Syracuse	1/23/95

Most FTs Made

39	Fairfield	12/23/98
39	Quinnipiac	11/18/12
38	Four Times	

Most Opponent FTs Made

40	Syracuse	3/12/09
39	Colby	12/1/56
38	Cincinnati	3/11/17
37	Villanova	1/11/92

Most FGs Made

50	Maine	1/30/57
49	Tennessee Tech	12/30/93
49	CCSU	1/10/91
47	UNC Asheville	12/21/02

Most Opponent FGs Made

44	Maine	2/8/69
44	Syracuse	12/23/72
39	Syracuse	3/12/09
39	Georgetown	3/6/85

Most Points in a Half

68	Hartford	12/29/96
68	AIC	12/23/57
67	Morehead State	12/23/05
67	Quinnipiac	12/30/04
66	UNC Asheville	12/21/02

Most Opponent Points in a Half

69	Holy Cross	12/20/69
64	Niagara	1/16/60
63	Providence	1/19/91
60	Syracuse	2/1/94

Fewest Points in a Half (since 1980)

9	UMass	12/10/02
12	Houston	12/28/16
13	St. Peter's	2/3/87
13	Stanford	12/18/13
15	USF	2/3/13
16	Pittsburgh	2/24/86

Fewest Opponent Points in a Half (since 1980)

11	Providence	2/5/02
13	Yale	11/29/96
13	Manhattan	1/28/82
13	USF	2/25/16
14	USF	2/12/14
14	USF	3/12/15

Highest FG % (since 1980)

67.5 (27-40)	Louisiana Tech	3/21/88
67.2 (43-64)	Towson St.	11/27/93
66.1 (39-59)	UMass	1/27/81
66.0 (33-50)	Maryland- Eastern Shore	12/17/12
65.9 (29-44)	Minnesota	11/28/84
64.2 (43-67)	New Hampshire	11/26/01

Highest Opponent FG% (since 1980)

68.6 (35-51)	St. John's	1/2/90
68.1 (32-47)	Villanova	2/23/81
67.5 (27-40)	Providence	1/21/84
66.7 (24-36)	Yale	1/26/82
66.1 (37-56)	Syracuse	1/18/84

Lowest FG% (since 1980)

23.8 (19-80)	Notre Dame	2/8/97
25.9 (14-54)	Houston	3/15/19
26.0 (21-75)	Seton Hall	3/10/89
26.2 (22-84)	Kansas	1/28/95
27.8 (15-54)	Memphis	3/5/15
28.4 (19-67)	Georgetown	

Lowest Opponent FG% (since 1980)

15.4 (10-65)	New Hampshire	12/12/90
18.8 (12-64)	Butler	4/4/11
20.3 (13-64)	Harvard	12/28/88
21.3 (13-61)	Coppin State	12/27/06

Highest Three-Point% (min. 15 att.)

68.4 (13-19)	Providence	2/8/03
66.7 (16-24)	USF	2/8/17
64.7 (11-17)	USF	3/12/15
64.7 (11-17)	Yale	11/11/13
60.0 (12-20)	St. Bonaventure	1/2/03
60.0 (9-15)	Miami	2/18/04

Highest Opponent Three-Point% (min. 15 att.)

64.7 (11-17)	Texas A&M	11/24/89
62.5 (10-16)	Pittsburgh	3/4/89
62.5 (10-16)	Syracuse	2/11/12

Lowest Three-Point% (min. 15 att.)

00.0 (0-15)	USF	3/3/19
06.7 (1-15)	Boston College	2/1/03
10.0 (2-20)	Georgetown	2/1/12
11.1 (2-18)	Georgetown	3/7/93
11.1 (2-18)	UCF	11/25/11
11.1 (2-18)	Cincinnati	3/6/13

Lowest Opponent Three-Point% (min. 15 att.)

06.3 (1-16)	Notre Dame	1/3/98
09.1 (2-22)	Cincinnati	3/9/08
10.5 (2-19)	Georgetown	1/11/97
11.1 (2-18)	Four Times	

Highest Free Throw% (min. 15 att.)

96.2 (25-26)	Rutgers	2/19/03
95.7 (22-23)	Colorado	3/17/16
95.5 (21-22)	NC State	3/17/02
95.5 (21-22)	Michigan State	3/30/14
95.2 (20-21)	UCF	1/10/18
95.0 (19-20)	Seton Hall	3/9/00
94.7 (18-19)	Colgate	11/10/17
94.1 (16-17)	Syracuse	2/28/99
94.1 (16-17)	Seton Hall	1/3/12

Lowest Free Throw% (min. 15 att.)

26.7 (4-15)	Indiana	11/15/96
-------------	---------	----------

Largest Single Game Attendance Figures in UConn History (all crowds 30,000 or more listed)

1.	79,444	vs. Florida (NCAA National Semifinal)	AT&T Stadium, Arlington, TX	4/5/14
2.	79,238	vs. Kentucky (NCAA Championship Game)	AT&T Stadium, Arlington, TX	4/7/14
3.	75,421	vs. Kentucky (NCAA National Semifinal)	Reliant Stadium, Houston, TX	4/2/11
4.	72,456	vs. Michigan St. (NCAA National Semifinal)	Ford Field, Detroit, MI	4/4/09
5.	70,376	vs. Butler (NCAA Championship Game)	Reliant Stadium, Houston, TX	4/4/11
6.	44,417	vs. Georgia Tech (NCAA Championship Game)	Alamodome, San Antonio, TX	4/5/04
6.	44,417	vs. Duke (NCAA National Semifinal)	Alamodome, San Antonio, TX	4/3/04
8.	41,340	vs. Duke (NCAA Championship Game)	Tropicana Field, Tampa, FL	3/29/99
8.	41,340	vs. Ohio State (NCAA National Semifinal)	Tropicana Field, Tampa, FL	3/27/99
10.	33,430	at Syracuse	Carrier Dome, Syracuse, NY	2/11/12
11.	33,009	vs. Texas (NCAA South Region Semifinal)	Alamodome, San Antonio, TX	3/28/03
12.	32,944	at Syracuse	Carrier Dome, Syracuse, NY	3/7/04
13.	32,820	at Syracuse	Carrier Dome, Syracuse, NY	2/10/90
14.	32,376	at Syracuse	Carrier Dome, Syracuse, NY	2/17/07
15.	32,293	vs. Eastern Michigan (NCAA Mideast Region 2nd Round)	RCA Dome, Indianapolis, IN	3/16/96
16.	32,250	vs. Indiana	RCA Dome, Indianapolis, IN	11/15/96
17.	31,373	vs. Colgate (NCAA Mideast Region 1st Round)	RCA Dome, Indianapolis, IN	3/14/96
18.	31,211	at Syracuse	Carrier Dome, Syracuse, NY	2/12/95
19.	30,461	vs. Duke (NCAA Midwest Region Semifinal)	Silverdome, Pontiac, MI	3/22/91
20.	30,367	at Syracuse	Carrier Dome, Syracuse, NY	2/28/99
21.	30,136	at Syracuse	Carrier Dome, Syracuse, NY	1/19/85

INDIVIDUAL SINGLE GAME RECORDS

Most Points

51	Bill Corley vs. New Hampshire	1/10/68
50	Wes Bialosuknia vs. Maine	2/4/67
49	Art Quimby at Boston College	12/13/54
46	Art Quimby at Maine	2/12/55
43	Toby Kimball vs. Colgate	2/22/64
43	Art Quimby at New Hampshire	2/11/55
43	Al Weston at Boston University	2/7/73
42	Kemba Walker vs. Vermont	11/17/10
42	Cliff Robinson vs. Hartford	12/29/87
42	Tony Hanson at Vermont	2/19/77
42	Wes Bialosuknia vs. N. Hampshire	2/21/67
42	Donyell Marshall at St. John's	1/15/94
42	Donyell Marshall vs. St. John's	3/11/94
40	Ed Slomcenski vs. Maine	1/12/63
40	Wes Bialosuknia vs. Rhode Island	1/14/67
40	Wes Bialosuknia vs. Rutgers	2/23/67
40	Amida Brimah vs. Coppin State	12/14/14

Most Points in a Half

32 (2nd H)	Tony Hanson vs. Vermont	2/19/77
31 (2nd H)	Bill Corley vs. New Hampshire	1/10/68
30 (2nd H)	Jalen Adams vs. Oklahoma St.	11/21/16
29 (2nd H)	Wes Bialosuknia vs. Maine	2/4/67
29 (2nd H)	Kemba Walker vs. Wichita State	11/22/10
28 (1st H)	Richard Hamilton vs. Fairfield	12/30/97
27 (1st H)	Wes Bialosuknia vs. Rutgers	2/23/67
26 (1st H)	Donyell Marshall vs. St. John's	3/11/94
26 (2nd H)	Caron Butler vs. Maryland	3/24/02
26 (2nd H)	Ryan Boatright at Houston	2/1/15
25 (2nd H)	Al Weston vs. Boston University	2/7/73
25 (2nd H)	Shabazz Napier at Houston	12/31/13

Most Field Goals

21 (of 35)	Wes Bialosuknia vs. Maine	2/4/67
------------	---------------------------	--------

Most Rebounds

40	Art Quimby vs. Boston University	1/11/55
34	Toby Kimball vs. New Hampshire	2/27/65

Most Steals

9	Jerome Dyson vs. St. John's	1/8/08
9	Scott Burrell vs. Maine	12/9/90
8	Richard Hamilton vs. Boston University	11/17/97
8	Bobby Dulin vs. New Hampshire	12/4/79
8	Bobby Dulin vs. Providence	1/23/80

Most Assists

16	Marcus Williams vs. Notre Dame	1/30/05
16	Marcus Williams vs. CCSU	12/22/04
14*	Craig Austrie vs. Quinnipiac	12/30/05
14	Kevin Ollie vs. Boston College	2/21/95
14	Kevin Ollie vs. Tennessee Tech	12/30/93
14	Earl Kelley vs. Boston University	12/7/85
13	Shabazz Napier vs. Coppin State	11/20/11
13	Shabazz Napier vs. Holy Cross	12/18/11
13	Marcus Williams vs. Notre Dame	2/21/06
13	Marcus Williams vs. Providence	2/15/05
13	Taliek Brown vs. Maimi	2/18/04
13*	Marcus Williams vs. Sacred Heart	11/22/03
13	Earl Kelley vs. Central Connecticut	1/29/86

*-- as a freshman

Most Blocked Shots

10#	Hasheem Thabeet vs. Providence	1/31/09
10#	Hasheem Thabeet vs. Notre Dame	1/5/08
10*	Hasheem Thabeet vs. Texas Southern	12/3/06
10	Emeka Okafor vs. Army	12/6/03
10	Donyell Marshall vs. Hartford	1/17/94
9	Amida Brimah vs. Maine	11/13/15
9	Hasheem Thabeet vs. Seton Hall	2/14/09
9	Hasheem Thabeet vs. Florida A&M	11/26/07
9*	Hasheem Thabeet vs. Fairfield	11/18/06
9	Hilton Armstrong vs. Louisville	3/4/06
9	Josh Boone vs. St. John's	2/5/05
9	Emeka Okafor vs. Oklahoma	1/11/04
9*	Emeka Okafor vs. Arizona	1/26/02
9*	Emeka Okafor vs. Rutgers	1/30/02
9*	Emeka Okafor vs. Boston College	2/16/02
9	Cliff Robinson vs. Georgetown	2/6/88

#-- UConn BIG EAST record

*-- as a freshman

Most 3-Point FGA

14	Rashad Anderson vs. Rice	12/19/04
14	Richard Hamilton vs. North Carolina	3/21/98
14	Ray Allen vs. Rutgers	2/28/96
14	Christian Vital vs. Tulsa (Zot)	1/3/18

Most 3-Point Field Goals Made

9 (of 14)	Ray Allen vs. Rutgers	2/28/96
8 (of 12)	Ray Allen vs. Miami	1/31/95
8 (of 13)	A.J. Price vs. Marquette	2/25/09
8 (of 13)	Ben Gordon vs. Quinnipiac	12/13/03

Best FG% (min. 10 FGM)

100.0 (13-13)	Amida Brimah vs. Coppin State	12/14/14
100.0 (10-10)	Kirk King vs. Providence	1/13/96
91.7 (11-12)	Andre Drummond vs. Holy Cross	12/18/11
91.7 (11-12)	Rod Sellers vs. Maine	12/9/89
90.9 (10-11)	Charlie Villanueva vs. Rice	1/2/04
90.9 (10-11)	Travis Knight vs. St. John's	1/17/96
86.7 (13-15)	Mike McKay vs. Yale	12/1/79
85.7 (12-14)	Ben Gordon vs. Miami	1/20/03
85.7 (12-14)	Richard Hamilton vs. Nebraska	3/21/97
85.7 (18-21)	Tony Hanson vs. Vermont	2/19/77

Best FT% (min. 12 FTM)

100.0 (20-20)	Donyell Marshall vs. St. John's	1/15/94
100.0 (13-13)	Tony Robertson vs. Rutgers	2/19/03
100.0 (12-12)	Caron Butler vs. NC State	1/17/02
100.0 (12-12)	Earl Kelley vs. Seton Hall	1/21/86
100.0 (12-12)	Corny Thompson vs. Fordham	1/16/80
100.0 (12-12)	Bob Boyd vs. Florida Southern	2/8/71

Most Points by a Freshman (since 1986-87)

31	Richard Hamilton vs. Nebraska	3/21/97
31	Richard Hamilton vs. Pittsburgh	2/25/97
30	Khalid El-Amin vs. Notre Dame	2/17/98
29	Caron Butler vs. Boston College	1/3/01
29	Khalid El-Amin vs. Arizona State	11/28/97
29	Khalid El-Amin vs. West Virginia	12/3/97
29	Khalid El-Amin vs. Hartford	12/28/97
29	Khalid El-Amin vs. St. John's	2/28/98
28	Khalid El-Amin vs. Fairleigh Dickinson	3/12/98
28	Ray Allen vs. Hartford	1/17/94

Most Points by a Non-Starter (since 1986-87)

33	Rashad Anderson vs. Morehead State	12/23/05
30	Christian Vital vs. Boston University (XL)	11/19/17
29	Christian Vital vs. Columbia (GP)	11/29/17
28	Ray Allen vs. Hartford	1/17/94
26	Rashad Anderson vs. Virginia Tech	1/28/04
26	Christian Vital vs. Temple (GP)	3/7/19
25	Charlie Villanueva vs. Rice	1/2/04
25	Ray Allen vs. Central Connecticut	12/11/93
25	Brian Fair vs. Syracuse	2/1/94
25	Brian Fair vs. Winthrop	1/2/94

30-POINT GAMES

Name	Date	Opponent	Points
1959-60			
Jack Rose	3/5/60	Rhode Island	33
1963-64			
Toby Kimball	1/4/64	Manhattan	32
	2/22/64	Colgate	43
	3/4/64	Rhode Island	32
1964-65			
Wes Bialosuknia	12/12/64	Boston College	32
	12/15/64	UMass	32
	1/16/65	Rhode Island	31
	2/3/65	Rutgers	34
	2/16/65	Boston University	37
	3/6/65	Rhode Island	34
Toby Kimball	12/1/64	AIC	30
	2/6/65	Maine	31
1965-66			
Wes Bialosuknia	12/4/65	Yale	35
	12/13/65	Maine	32
1966-67			
Wes Bialosuknia	12/7/66	New Hampshire	32
	12/30/66	Virginia	31
	1/14/67	Rhode Island	40
	2/4/67	Maine	50
	2/11/67	Boston University	30
	2/13/67	Maine	38
	2/21/67	New Hampshire	42
	2/23/67	Rutgers	40
	2/25/67	Rhode Island	38
1967-68			
Bill Corley	1/10/68	New Hampshire	51
1968-69			
Bob Staak	2/19/69	New Hampshire	31
1969-70			
Bob Boyd	12/20/69	Holy Cross	36
	1/10/70	Rhode Island	36
	1/24/70	Dartmouth	32
	2/21/70	Colgate	31

Bob Staak	12/10/69	New Hampshire	31
	2/24/70	Rutgers	31
1970-71			
Al Vaughn	1/30/71	Maine	34
Bob Staak	2/6/71	Maine	32
	12/15/70	UMass	32
Bob Boyd	12/19/70	Yale	30
	2/17/71	Vermont	31
1971-72			
Gary Custick	2/8/72	New Hampshire	30
	3/4/72	Manhattan	30
	2/22/72	Rutgers	31
Al Vaughn			
1972-73			
Chapman	2/3/73	Maine	32
Weston	2/7/73	Boston University	43
1973-74			
Jimmy Foster	1/22/74	Boston University	31
Al Weston	12/15/73	Manhattan	30
1974-75			
Tony Hanson	1/28/75	Fairfield	36
1975-76			
Tony Hanson	2/14/76	Vermont	35
1976-77			
Tony Hanson	12/7/76	Columbia	33
	12/11/76	George Washington	35
	1/21/77	Rhode Island	33
	1/27/77	Boston College	32
	2/19/77	Vermont	42
	3/1/77	Fairfield	37
	3/5/77	Fairfield	36
1978-79			
Corny Thompson	12/6/78	Fairfield	31
	2/24/79	Rhode Island	30
	12/9/78	Boston University	32
Mike McKay			
1983-84			
Earl Kelley	12/10/83	Boston University	37
1985-86			
Earl Kelley	12/28/85	Northeastern	32
	2/11/86	Pittsburgh	30
1987-88			
Cliff Robinson	12/12/87	Morgan State	31
	12/28/87	Hartford	42
	12/29/87	Princeton	30
1988-89			
Cliff Robinson	12/10/88	Virginia	31
	3/4/89	Pittsburgh	32
1991-92			
Chris Smith	1/4/92	Illinois	33
	1/7/92	St. John's	37
	2/22/92	Providence	32
1992-93			
Scott Burrell	3/2/93	Providence	33
1993-94			
Donyell Marshall	11/27/93	Towson State	31
	12/28/93	Texas-Arlington	33
	12/30/93	Tennessee Tech	35
	1/15/94	St. John's	42
	2/1/94	Syracuse	30
	2/9/94	Boston College	33
	3/11/94	St. John's (BET)	42
1994-95			
Ray Allen	1/23/95	Syracuse	31
	2/4/95	St. John's	31
	2/21/95	Boston College	31
	3/25/95	UCLA (N-CAA)	36
1995-96			
Ray Allen	11/22/95	Texas Christian	30
	12/8/95	Yale	31
	2/28/96	Rutgers	39
	3/2/96	Seton Hall	31
1996-97			
Richard Hamilton	2/25/97	Pittsburgh	31
	3/21/97	Nebraska	31
1997-98			
Khalid El-Amin	2/17/98	Notre Dame	30
Richard Hamilton	12/10/97	Virginia	33
	12/30/97	Fairfield	35
	1/6/98	Miami	31
	1/11/98	Boston College	38
	2/14/98	Pittsburgh	31
	3/12/98	Fairleigh Dickinson (N-CAA)	30
1998-99			
Richard Hamilton	11/19/98	Richmond	32
	1/6/99	Boston College	39
	1/9/99	West Virginia	30
	1/20/99	Miami	31
1999-00			
Khalid El-Amin	1/5/00	Notre Dame	34
	3/9/00	Seton Hall	30
2000-01			
Albert Mouring	2/3/01	Virginia Tech	31

INDIVIDUAL SINGLE GAME RECORDS

2001-02	Caron Butler	3/17/02	NC State	34
		3/24/02	Maryland	32
2002-03	Ben Gordon	12/3/02	Sacred Heart	31
		1/20/03	Miami	32
2003-04	Ben Gordon	11/19/03	Nevada	37
		12/30/03	Massachusetts	34
		3/27/04	Alabama (NCAA)	36
2005-06	Rashad Anderson	12/23/05	Morehead State	33
2007-08	Stanley Robinson	12/22/07	Maine	32
2008-09	A.J. Price	2/25/09	Marquette	36
		3/12/09	Syracuse	33
2009-10	Jerome Dyson	1/23/10	Texas	32
2010-11	Kemba Walker	11/17/10	Vermont	42
		11/22/10	Wichita State	31
		11/23/10	Michigan State	30
		11/30/10	New Hampshire	30
		12/27/10	Pittsburgh	31
		1/15/11	DePaul	31
		2/16/11	Georgetown	31
		3/5/11	Notre Dame	34
		3/11/11	Syracuse	33
		3/19/11	Cincinnati	33
		3/24/11	San Diego State	36
2011-12	Jeremy Lamb	11/11/11	Columbia	30
		2/20/12	Villanova	32
2013-14	Shabazz Napier	1/18/14	Louisville	30
		2/15/14	Memphis	34
		1/21/14	Temple	31
	DeAndre Daniels	1/21/14	Memphis	31
2014-15	Amida Brimah	12/14/14	Coppin State	40
	Ryan Boatright	2/1/15	at Houston	31
2015-16	Daniel Hamilton	3/11/16	Cincinnati (N-AAC)	32
2016-17	Jalen Adams*	11/21/16	Oklahoma St. (N-Mau)	34
	Rodney Purvis*	3/9/17	USF (N-AAC Champ., Hartford)	30
2017-18	Christian Vital	11/19/17	Boston University (XL)	30
	Jalen Adams*	12/2/17	Monmouth (XL)	31
2018-19	Jalen Adams	1/19/19	Tulane (GP)	31

* Indicates vacated game

Name	Date	Opponent	Rebs
1959-60			
Ed Martin	12/1/59	AIC	25
	12/12/59	Boston College	25
	1/9/60	Holy Cross	23
Walt Griffin	2/23/60	Canisius	20
	2/27/60	Vermont	31
	3/3/60	Colgate	28
1960-61			
Bob Haines	1/4/61	Rutgers	22
1961-62			
Walt Griffin	12/18/61	Brown	22
Gerald Manning	1/11/62	New Hampshire	28
Eddie Slomcenski	2/10/62	Vermont	23
1962-63			
Toby Kimball	12/8/62	Boston College	22
	1/5/63	Holy Cross	24
	2/16/63	Holy Cross	23
	2/23/63	Rutgers	20
	2/26/63	New Hampshire	24
	3/2/63	Rhode Island	22
	3/11/63	West Virginia	19
Eddie Slomcenski	1/12/63	Maine	24
1963-64			
Toby Kimball	12/14/63	Boston College	21
	1/4/64	Manhattan	22
	1/13/64	Maine	23
	2/8/64	Maine	23
	2/15/64	Holy Cross	23
	2/19/64	Holy Cross	24
	2/22/64	Colgate	25
1964-65			
Toby Kimball	12/1/64	AIC	28
	12/5/64	Yale	24
	12/9/64	Harvard	23
	12/15/64	UMass	22
	12/17/64	Maine	21
	1/27/65	Temple	20
	2/6/65	Maine	25

		2/16/65	Boston University	21
		2/20/65	American U.	24
		2/24/65	Manhattan	21
		2/27/65	New Hampshire	34
		3/3/65	Colgate	23
		3/6/65	Rhode Island	21
		3/8/65	St. Joseph's	29
1965-66	Bill Corley	12/4/65	Yale	21
		12/7/65	Manhattan	21
		12/13/65	Maine	20
1967-68	Bill Corley	1/10/68	New Hampshire	28
		2/3/68	Vermont	22
		2/17/68	UMass	21
		2/20/68	New Hampshire	21
1968-69	Ron Hrubala	2/1/69	Vermont	20
		2/19/69	New Hampshire	20
		12/14/68	Fordham	20
1969-70	Ron Hrubala	1/26/70	Boston University	20
		2/21/70	Colgate	21
1970-71	Ron Hrubala	12/9/70	New Hampshire	20
1972-73	Cal Chapman	1/24/73	Dartmouth	20
	Earl Wilson	1/27/73	Vermont	21
1975-76	John Thomas	1/21/76	Manhattan	21
1980-81	Corny Thompson	12/30/80	Western Kentucky	20
1986-87	Gerry Besselink	12/11/86	Rhode Island	21
2003-04	Emeka Okafor	2/21/04	Notre Dame	22
2008-09	Hasheem Thabeet	2/14/09	Seton Hall	20
2010-11	Alex Oriakhi	1/8/11	Texas	21

DOUBLE FIGURE ASSIST GAMES (assist records begin in 1969-70)

Name	Date	Opponent	Assists
1969-70			
Bob Boyd	12/6/69	Yale	12
	12/16/69	UMass	11
	1/31/70	Vermont	10
	2/11/70	Syracuse	11
1970-71			
Bob Boyd	2/17/71	Vermont	11
1972-73			
Ed Harrison	1/11/73	South Florida	11
	2/24/73	Rhode Island	10
1975-76			
Joey Whelton	12/9/75	Boston University	11
	1/9/76	Columbia	10
	3/4/76	UMass	10
	2/12/76	Lafayette	12
Tony Hanson	2/12/76	Lafayette	12
1975-76			
Tony Hanson	2/12/76	Lafayette	12
Joey Whelton	12/9/75	Boston University	11
	1/9/76	Columbia	10
	3/4/76	UMass	10
1983-84			
Karl Hobbs	12/8/83	US International	10
	1/7/84	Pittsburgh	11
	1/25/84	New Hampshire	12
	2/25/84	Holy Cross	10
1985-86			
Earl Kelley	12/7/85	Boston University	14
	12/21/85	Minnesota	10
	1/29/86	Central Connecticut	13
1986-87			
Tate George	12/4/86	Central Connecticut	10
	12/11/86	Rhode Island	11
	3/5/87	Boston College	12
1987-88			
Tate George	12/12/87	Morgan State	12
1988-89			
Tate George	12/5/88	Marist	10
1989-90			
Tate George	11/24/89	Texas A & M	11
	1/30/90	Massachusetts	12
1992-93			
Kevin Ollie	2/15/93	Syracuse	10
	1/18/93	Georgetown	10
1993-94			
Kevin Ollie	12/30/93	Tennessee Tech	14
	1/10/94	Syracuse	11
	2/26/94	Pittsburgh	11
	3/11/94	St. John's	10
	3/12/94	Providence	10
	12/28/93	Texas-Arlington	10
Doron Sheffer	12/28/93	Texas-Arlington	10

1994-95	Kevin Ollie	2/21/95	Boston College	14
		3/16/95	Tennessee-Chattanooga	11
		1/3/95	Villanova	10
1996-97	Doron Sheffer	11/25/96	Northeastern	11
	Ricky Moore	1/4/97	West Virginia	12
1998-99	Khalid El-Amin	3/11/99	TX San-Antonio	10
1999-00	Khalid El-Amin	12/4/99	UNC-Asheville	10
		2/9/00	Boston College	10
		2/19/00	Miami	11
2000-01	Taliek Brown	1/6/01	St. John's	12
		1/10/01	Pittsburgh	10
		12/22/01	Fairfield	10
		12/26/01	Rhode Island	11
2001-02	Taliek Brown	11/19/01	Vanderbilt	11
		2/19/02	Georgetown	10
		2/23/02	West Virginia	12
2002-03	Taliek Brown	11/23/02	Quinnipiac	10
		12/3/02	Sacred Heart	10
		12/3/02	Sacred Heart	10
2003-04	Taliek Brown	12/30/03	Massachusetts	12
		1/28/04	Virginia Tech	11
		2/18/04	Miami	13
		2/24/04	St. John's	12
		3/12/04	Villanova	10
		3/27/04	Alabama	10
		12/20/03	Iona	11
		1/17/04	North Carolina	10
		11/22/03	Sacred Heart	13
Ben Gordon				
Marcus Williams				
2004-05	Marcus Williams	12/22/04	CCSU	16
		12/30/04	Quinnipiac	10
		1/22/05	Pittsburgh	11
		1/30/05	Notre Dame	16
		2/15/05	Providence	13
		2/21/05	Notre Dame	12
		3/5/05	Syracuse	10
		3/10/05	Georgetown	10
2005-06	Craig Austrie	12/30/05	Quinnipiac	14
	Marcus Williams	1/16/06	Syracuse	11
		1/31/06	Pittsburgh	11
		2/11/06	Seton Hall	10
		2/18/06	West Virginia	10
		2/21/06	Notre Dame	13
		2/26/06	Villanova	12
		3/9/06	Syracuse	11
		3/26/06	George Mason	11
2008-09	A.J. Price	12/20/08	Gonzaga	10
		3/12/09	Syracuse	10
2009-10	Jerome Dyson	1/2/10	Notre Dame	10
		1/6/10	Seton Hall	10
		12/2/09	Boston University	10
		1/2/10	Notre Dame	10
		1/23/10	Texas	10
2010-11	Kemba Walker	12/3/10	UMBC	10
		2/16/11	Georgetown	10
		3/17/11	Bucknell	12
2011-12	Shabazz Napier	11/20/11	Coppin State	13
		12/18/11	Holy Cross	13
		2/15/12	DePaul	11
2012-13	Shabazz Napier	2/16/13	Villanova	10
2013-14	Shabazz Napier	11/11/13	Yale	10
		1/11/14	UCF	11
		1/16/14	Memphis	10
2014-15	Daniel Hamilton	12/14/14	Coppin State	11
2015-16	Daniel Hamilton	12/23/15	Central Conn.	11
2016-17	Jalen Adams	11/22/17	Chaminade	11*
		12/18/16	North Florida	10*
		1/11/17	Temple	12*
		1/25/17	USF	12*
		2/8/17	USF	10*
2017-18	Jalen Adams	2/15/18	Tulsa (XL)	11*
2018-19	Alterique Gilbert	12/5/18	Lafayette (XL)	11
	Jalen Adams	3/10/19	at ECU	12
2019-20	Alterique Gilbert	12/4/19	Iona (GP)	10

* Indicates vacated game

UCONN BIG EAST CONFERENCE
TEAM RECORDS

MOST POINTS

Syracuse (3/12/09 - BET)	117-127	60T
Providence (1/19/91)	102-108	
Notre Dame (1/12/99)	101-70	
Villanova (12/30/98)	100-76	
DePaul (1/8/13)	99-78	
at Seton Hall (2/11/06)	99-57	
Providence (2/6/96)	99-77	
at St. John's (2/4/95)	99-82	
at Seton Hall (1/3/08)	98-86	
St. John's (1/8/95)	98-78	
vs. St. John's (3/11/94 - BET)	97-77	
at Providence (1/22/92)	97-86	OT

FEWEST POINTS

Georgetown (2/27/82)	42-60	
Syracuse (2/1/99)	42-59	
Georgetown (2/1/12)	44-58	
at Georgetown (3/3/07)	46-59	
at Miami (1/22/97)	46-69	
Georgetown (2/23/85)	47-68	
at Providence (2/1/82)	47-45	OT
Notre Dame (1/29/12)	48-50	
at Pittsburgh (12/4/96)	49-56	
Georgetown (3/8/91)	49-68	

FEWEST POINTS IN A WIN

at Providence (2/1/82)	47-45	OT
at Syracuse (1/16/88)	51-50	
Boston College (2/15/88)	53-49	
Villanova (1/23/82)	53-51	
Seton Hall (2/13/99)	53-48	
Syracuse (3/5/83)	55-54	

LARGEST WINNING MARGIN

Cincinnati (3/9/08)	+45, 96-51	
at Seton Hall (2/11/06)	+42, 99-57	
Boston College (2/11/89)	+37, 86-49	
at Virginia Tech (1/28/04)	+36, 96-60	
West Virginia (1/9/99)	+35, 80-45	
Providence (1/31/09)	+33, 94-61	
Notre Dame (1/12/99)	+31, 101-70	
Seton Hall (1/29/83)	+31, 78-47	
West Virginia (2/7/04)	+30, 88-58	

MOST FIELD GOALS MADE

vs. Syracuse (3/12/09 - BET)	43	
at Seton Hall (2/11/06)	41	
West Virginia (2/7/04)	39	
at Boston College (3/8/03)	39	
Georgetown (1/14/04)	38	
West Virginia (2/23/02)	38	
Providence (1/19/91)	38	
at Boston College (1/2/91)	38	

MOST FIELD GOAL ATTEMPTS

vs. Syracuse (3/12/09 - BET)	106	
at Notre Dame (2/8/97)	80	
at St. John's (1/2/90)	80	

BEST FIELD GOAL PERCENTAGE

at Boston College (1/27/87)	64.1 (25-39)	
at Syracuse (2/3/92)	62.2 (28-45)	
at Boston College (3/8/03)	60.9 (39-64)	
Providence (2/6/96)	60.7 (37-61)	
Seton Hall (12/22/79)	60.7 (34-56)	

3-POINT FIELD GOALS

at Virginia Tech (1/28/04)	13	
at Providence (2/8/03)	13	
Miami (1/31/95)	13	
at Syracuse (2/10/90)	12	

3-POINT FIELD GOAL ATTEMPTS

vs. Syracuse (3/12/09 - BET)	35	
at Syracuse (2/1/94)	30	
Rutgers (2/28/96)	29	

vs. Villanova - BET (3/12/95)	29	
Georgetown (2/27/13)	29 (ot)	
at St. John's-msg (2/6/13)	28	
at Syracuse (2/10/90)	28	
Boston College (2/21/95)	27	
Villanova (2/18/95)	27	
USF (2/3/13)	27 (ot)	

3-POINT FIELD GOAL PERCENTAGE

at Providence (2/8/03)	68.4, (13-19)	
at Notre Dame (2/17/98)	66.7, (8-12)	
at Pittsburgh (3/2/91)	66.7, (8-12)	
at Seton Hall (12/8/93)	63.6, (7-11)	
Boston College (2/13/01)	62.5, (5-8)	
Villanova (2/28/06)	61.5, (8-13)	
Rutgers (2/19/03)	61.5, (8-13)	
at Providence (2/22/92)	61.1, (11-18)	

FREE THROWS MADE

at Boston College (3/3/90)	38	
at Villanova (1/11/92)	37	

FREE THROWS ATTEMPTED

at Providence (2/3/90)	51	
at Providence (2/19/91)	49	
at Seton Hall (1/3/08)	47	
at Seton Hall (3/1/83)	47	

FREE THROW PERCENTAGE

Rutgers (2/19/03)	96.2, (25-26)	
at Georgetown (2/28/81)	94.7, (18-19)	
at Syracuse (2/28/99)	94.1, (16-17)	
Villanova (2/5/81)	93.8, (15-16)	
Miami (1/6/96)	93.3, (14-15)	
at Seton Hall (3/2/85)	93.3, (14-15)	
at Rutgers (1/2/97)	92.9, (13-14)	
vs. Notre Dame (3/11/04)	92.3, (12-13)	

REBOUNDS

vs. Syracuse (3/12/09 - BET)	76	
at Seton Hall (2/11/06)	60	
Notre Dame (2/21/04)	59	
vs. Seton Hall (3/7/96)	59	
at St. John's (2/9/02)	57	
Boston College (2/11/89)	57	
Notre Dame (2/21/06)	56	
Notre Dame (1/3/98)	56	
Providence (1/24/87)	56	

ASSISTS

West Virginia (2/23/02)	25	
at Seton Hall (3/2/96)	25	
Georgetown (1/16/96)	25	
Pittsburgh (2/6/96)	25	

TURNOVERS

vs. Syracuse (3/12/09 - BET)	27	
at Pittsburgh (12/4/96)	27	
at Georgetown (2/28/81)	26	

STEALS

Providence (1/23/80)	19	
at St. John's (1/22/91)	18	
St. John's (1/12/91)	18	

BLOCKS

Notre Dame (2/21/06)	19	
Providence (1/31/09)	17	
St. John's (2/5/05)	17	
vs. Syracuse (3/12/09 - BET)	16	
St. John's (1/25/06)	16	
at Syracuse (1/16/06)	16	
Rutgers (1/15/05)	16	
DePaul (2/19/08)	15	
Seton Hall (2/14/07)	14	
Louisville (3/4/06)	14	

UCONN BIG EAST CONFERENCE
INDIVIDUAL RECORDS

MOST POINTS

Donyell Marshall	(at St. John's 1/15/94)	42
Donyell Marshall	(vs. St. John's 3/11/94)	42
Ray Allen	(vs. Rutgers, 2/28/96)	39
Richard Hamilton	(vs. Boston College, 1/6/99)	39
Richard Hamilton	(at Boston College 1/11/98)	38
Chris Smith	(vs. St. John's, 1/7/92)	37

MOST FIELD GOALS MADE

Donyell Marshall	(vs. St. John's, 3/11/94)	15
Richard Hamilton	(vs. Boston College, 1/6/99)	14

MOST FIELD GOAL ATTEMPTS

Cliff Robinson	(Villanova, 1/4/89)	29
Richard Hamilton	(Miami, 1/20/99)	28

3- POINT FIELD GOALS MADE

Ray Allen	(Rutgers, 2/28/96)	9
A.J. Price	(at Marquette, 2/25/09)	8
Ray Allen	(Miami, 1/31/95)	8

3-POINT FIELD GOALS ATTEMPTS

Ray Allen	(Rutgers, 2/28/96)	14
A.J. Price	(vs. Syracuse, 3/12/09)	13
A.J. Price	(at Marquette, 2/25/09)	13
Jerome Dyson	(at Syracuse, 2/17/07)	13
Rashad Anderson	(at St. John's 2/24/04)	13

FREE THROWS MADE

Donyell Marshall	(at St. John's, 1/15/94)	20
Richard Hamilton	(Notre Dame, 1/12/99)	14
Kemba Walker	(at Villanova, 2/15/10)	14
Kemba Walker	(West Virginia, 2/22/10)	14
Ryan Boatright	(at Cincinnati, 3/2/13)	14

FREE THROWS ATTEMPTED

Donyell Marshall	(at St. John's, 1/15/94)	20
Kemba Walker	(West Virginia, 2/22/10)	17
Caron Butler	(at Boston College, 1/3/01)	17
Rod Sellers	(vs. St. John's, 3/13/92)	17
Cliff Robinson	(Villanova, 1/20/88)	17

FREE THROW PERCENTAGE (min. 10 attempts)

Donyell Marshall	(at St. John's, 1/15/94)	100.0 (20-20)
Tony Robertson	(Rutgers, 2/19/03)	100.0 (13-13)
Cliff Robinson	(at Pittsburgh, 3/4/92)	100.0 (11-11)
Earl Kelley	(Seton Hall, 1/21/86)	100.0 (11-11)
Doug Wiggins	(at South Florida, 2/16/08)	100.0 (11-11)
Kemba Walker	(Notre Dame, 3/5/11)	100.0 (10-10)
Kemba Walker	(Louisville, 2/28/10)	100.0 (10-10)
Donyell Marshall	(vs. St. John's, 3/11/94)	100.0 (10-10)
Doron Sheffer	(Providence, 2/6/96)	100.0 (10-10)
Ryan Boatright	(at Seton Hall, 2/10/13)	100.0 (10-10)

REBOUNDS

Emeka Okafor	(Notre Dame, 2/21/04)	22
Hasheem Thabeet	(at Seton Hall, 2/14/09)	20
Rod Sellers	(Seton Hall, 2/8/92)	19
Travis Knight	(vs. Seton Hall, 3/7/96)	19
Emeka Okafor	(at St. John's, 2/24/04)	18
Emeka Okafor	(vs. Seton Hall, 3/13/03)	18
Cornly Thompson	(Boston College, 2/28/80)	18

ASSISTS

Marcus Williams	(at Notre Dame, 1/30/05)	16
Kevin Ollie	(Boston College, 2/21/95)	14
Marcus Williams	(at Providence, 2/15/05)	13
Taliek Brown	(Miami, 2/18/04)	13

TURNOVERS

Richard Hamilton	(at Providence, 2/22/99)	9
Doron Sheffer	(Georgetown, 2/19/96)	9

BLOCKS

Hasheem Thabeet	(Providence, 1/31/09)	10
Hasheem Thabeet	(at Notre Dame, 1/5/08)	10
Hasheem Thabeet	(at Seton Hall, 2/14/09)	9
Hilton Armstrong	(Louisville, 3/4/06)	9
Josh Boone	(St. John's, 2/5/05)	9
Emeka Okafor	(St. John's, 2/22/03)	9
Emeka Okafor	(at Rutgers, 1/30/02)	9
Emeka Okafor	(Boston College, 2/16/02)	9
Cliff Robinson	(Georgetown, 2/6/88)	9

STEALS

Jerome Dyson	(St. John's, 1/8/08)	9
Scott Burrell	(Georgetown, 2/11/91)	8
Bobby Dulin	(Providence, 1/23/80)	8

XL CENTER RECORDS

XL Center Won-Lost Records

44 seasons --- 276-103 (.728)

Season	Record
1975-76	0-1
1976-77	3-4
1977-78	3-1
1978-79	--
1979-80	0-1
1980-81	4-2
1981-82	3-4
1982-83	3-4
1983-84	2-5
1984-85	3-5
1985-86	2-6
1986-87	2-7
1987-88	6-6
1988-89	10-3
1989-90	9-1
1990-91	5-2
1991-92	8-1
1992-93	5-4
1993-94	8-0
1994-95	9-0
1995-96	9-0
1996-97	7-5
1997-98	12-0
1998-99	7-1
1999-00	8-1
2000-01	9-1
2001-02	7-2
2002-03	9-0
2003-04	9-1
2004-05	8-2
2005-06	10-0
2006-07	8-3
2007-08	8-1
2008-09	7-2
2009-10	7-3
2010-11	8-2
2011-12	8-2
2012-13	7-2
2013-14	7-1
2014-15	9-2
(includes 3-1 in AAC Championship)	
2015-16	6-2
2016-17	6-4
(includes 2-1 in AAC Championship)	
2017-18	4-3
2018-19	5-4
2019-20	6-2

AAC Opponents (22-14)

Opponent	UConn vs.
Cincinnati	3-3
East Carolina	3-0
Houston	1-2
Memphis	3-0
SMU	2-2
Temple	1-2
Tulane	1-0
Tulsa	2-2
UCF	2-1
USF	4-0
Wichita State	0-2

BIG EAST Opponents (95-65)

Opponent	UConn vs.
Boston College	9-3
Cincinnati	2-1
DePaul	1-0
Georgetown	8-11
Louisville	1-2
Marquette	0-3
Miami	3-0
Notre Dame	7-2
Providence	7-8
Pittsburgh	10-6
Rutgers	5-0
St. John's	7-8
Seton Hall	5-4
South Florida	3-0
Syracuse	12-9
Villanova	9-8
Virginia Tech	2-0
West Virginia	4-0

Non-Conference (159-24)

Opponent	UConn vs.
Air Force	2-0
Arizona	0-1
Arizona State	1-0
Arkansas	1-0
Army	2-0
Auburn	0-1
Ball St.	1-0
Boston College	0-1
Boston Univ.	4-0
Bryant	1-0
California	2-0
Central Arkansas	1-0
Central Connecticut	7-0
Central Florida	1-0
Colgate	1-0
Columbia	1-0
Coppin St.	6-0
Cornell	1-0
Drexel	1-0
Fairfield	14-0
Florida A&M	1-0
Fordham	2-0
Furman	1-0
Gardner-Webb	1-0
Georgetown	1-0
George Washington	1-0
Hartford	11-1
Harvard	2-0
Holy Cross	1-1
Illinois	1-0
Illinois State	0-1
Indiana	1-1
Iona	2-1
Kansas	0-1
Lafayette	3-0
Lehigh	2-0
Louisiana State	1-0
Louisiana Tech	1-0
Loyola (Md.)	1-0
Maine	6-0
Manhattan	1-0
Maryland	1-0
Maryland- Eastern Shore	1-0
Massachusetts	7-1
Minnesota	1-1
Mississippi	1-0
Mississippi St.	1-0
Monmouth	1-0
NJIT	1-0
New Hampshire	5-0
Niagara	0-1
NC Asheville	1-0
North Carolina	0-1
NC-Wilmington	1-0
Northeastern	3-1
Ohio State	0-1
Pepperdine	2-0
Princeton	1-0
Providence	0-1
Purdue	0-1
Quinnipiac	4-0
Rhode Island	3-2
Rice	1-0
Rutgers	0-1
Sacred Heart	4-0
Saint Peter's	1-0
St. Bonaventure	1-1
St. Francis (PA)	1-0
St. Joseph's	1-0
St. Mary's	1-0
South Florida	1-0
Stanford	0-1
Stony Brook	4-0
SW Texas St.	1-0
Tennessee	1-0
Texas	1-0
Texas A&M	1-0
Towson St.	1-0
UMass-Lowell	1-0
Vermont	1-0
Villanova	0-1
Virginia	1-1
Wagner	1-0
Wake Forest	1-0
Washington	1-0
Western Kentucky	1-0
Yale	7-0

Most Points By UConn

Opp.	Date
123 Quinnipiac	12/30/04
117 UNC Asheville	12/21/02
117 Central Connecticut	12/11/93
116 Central Connecticut	1/23/96
112 Central Connecticut	12/27/91
111 Quinnipiac	12/30/05
111 Sacred Heart	11/22/03
111 Wagner	11/27/98
110 New Hampshire	11/26/01
110 Lafayette	11/25/94

Most Points Against UConn

Opp.	Date
108 Providence	1/19/91
95 Syracuse	1/18/84
94 Hartford	12/28/87
93 St. John's	2/10/82
90 Northeastern	12/28/85

Most Points

42 Kemba Walker vs. Vermont	11/17/10
42 Cliff Robinson vs. Hartford	12/28/87
40 Amida Brimah vs. Coppin State	12/14/14
35 Richard Hamilton vs. Fairfield	12/30/97
34 Ben Gordon vs. Massachusetts	12/30/03
34 Khalid El-Amin vs. Notre Dame	1/5/00
34 Shabazz Napier vs. Memphis	2/15/14
32 Stanley Robinson vs. Maine	12/22/07
32 Earl Kelley vs. Northeastern	12/28/85
31 Ray Allen vs. Boston College	2/21/95
31 Ray Allen vs. Yale	12/8/95
31 Richard Hamilton vs. Pittsburgh	2/25/97
31 Richard Hamilton vs. Pittsburgh	2/14/98
31 DeAndre Daniels vs. Temple	1/21/14
31 Jalen Adams vs. Monmouth	12/2/17
30 Cliff Robinson vs. Pittsburgh	12/29/80
30* Rodney Purvis vs. USF	3/9/17
30 Christian Vital vs. Boston University	11/19/17

Most Field Goals Made

15 Kemba Walker vs. Vermont	11/17/10
14 Cliff Robinson vs. Hartford	12/28/87
13 Stanley Robinson vs. Maine	12/22/07
13 Stanley Robinson vs. Iona	12/27/09
13 Donyell Marshall vs. Georgetown	1/4/94
13 Richard Hamilton vs. Fairfield	12/30/97
13 Amida Brimah vs. Coppin State	12/14/14
13* Jalen Adams vs. Monmouth	12/2/17
12 Ben Gordon vs. Massachusetts	12/30/03
12 Ben Gordon vs. UNC Asheville	12/21/02
12 Alvin Frederick vs. Villanova	1/27/84
12 Donny Marshall vs. Central Ct.	12/11/93
12 Cliff Robinson vs. California	3/20/89

Most Field Goals Attempted

29 Cliff Robinson vs. Providence	1/4/89
26 Khalid El-Amin vs. Notre Dame	1/5/00
26 Ray Allen vs. St. John's	1/8/95
25 Earl Kelley vs. Northeastern	12/28/85
24 Kemba Walker vs. Vermont	11/17/10
24 Caron Butler vs. Vanderbilt	11/19/01
24 Chris Smith vs. Furman	12/28/91

Most Rebounds

22 Emeke Okafor vs. Notre Dame	2/22/04
20 Corny Thompson vs. Western Ky.	12/30/80
17 Hasheem Thabeet vs. Seton Hall	1/18/09
17 Jeff Adrien vs. Fairfield	11/18/06
16 Stanley Robinson vs. Notre Dame	1/2/10
16 Josh Carlton vs. ECU	2/3/19

Most Assists

16 Marcus Williams vs. Central Ct.	12/22/04
14 Craig Austrie vs. Quinnipiac	12/30/05
14 Kevin Ollie vs. Boston College	2/21/95
13 Marcus Williams vs. Notre Dame	2/21/06
13 Taliek Brown vs. Miami	2/18/04
13 Marcus Williams vs. Sacred Heart	11/22/04
13 Shabazz Napier vs. Coppin State	11/20/11
13 Shabazz Napier vs. Holy Cross	12/18/11

Most 3-Point FG Made

8 Ray Allen vs. Miami	1/3/95
7 Ben Gordon vs. Massachusetts	12/30/03
7 Khalid El-Amin vs. Hartford	12/28/88

Most 3-Point FG Attempts

14 Rashad Anderson vs. Rice	12/19/04
13 Chris Smith vs. California	3/17/90
13 Rodney Purvis vs. SMU	3/15/15
13* Rodney Purvis vs. Auburn	12/23/16
12 Six Times	

Most Free Throws Made

15 Albert Mouring vs. Quinnipiac	11/17/01
14 Kemba Walker vs. West Virginia	2/22/10
14 Richard Hamilton vs. Notre Dame	1/12/99
14 Amida Brimah vs. Coppin State	12/14/14
14 Cliff Robinson vs. Hartford	12/28/87
13 Tony Robertson vs. Rutgers	2/19/03

Most Free Throws Attempted

21 Cliff Robinson vs. Hartford	12/28/87
17 Kemba Walker vs. West Virginia	2/22/10
17 Cliff Robinson vs. Villanova	1/20/88
16 Albert Mouring vs. Quinnipiac	11/17/00
16 Amida Brimah vs. Coppin State	12/14/14

* Indicates vacated game

INDIVIDUAL OPPONENT TOP PERFORMANCES

Most Points

35 Trent Tucker (Minnesota)	3/16/81
34 Reggie Williams (Georgetown)	2/11/87
33 J.R. Bremer (St. Bonaventure)	12/28/01
33 Troy Murphy (Notre Dame)	1/5/00
32 Joe Alexander (West Virginia)	3/1/08
32 Leonard Taylor (California)	3/20/89
32 Mike Polaha (Lehigh)	12/30/86

Most Field Goals Made

14 Luke Harangody (Notre Dame)	1/2/10
14 Joe Alexander (West Virginia)	3/1/08
14 Trent Tucker (Minnesota)	3/16/81
13 Chris Mullen (St. John's)	2/11/84
12 Dave Johnson (Syracuse)	3/4/92
12 John Wallace (Syracuse)	1/21/96

Most Field Goals Attempted

27 Luke Harangody (Notre Dame)	1/2/10
26 Lawrence Moten (Syracuse)	1/10/94
25 Carmelo Anthony (Syracuse)	2/10/03
25 John Wallace (Syracuse)	1/21/96
24 Joe Alexander (West Virginia)	3/1/08
24 Tywain McKee (Coppin St.)	12/27/06

Most Rebounds

23 DeJuan Blair (Pittsburgh)	2/16/09
21 Jerome Lane (Pittsburgh)	2/21/87
17 Etan Thomas (Syracuse)	3/4/00
17 Derrick Coleman (Syracuse)	2/20/88

Most Assists

12 Mark Jackson (St. John's)	1/18/86
10 Five Times	

Most 3-Point Field Goals Made

7 Mike Polaha (Lehigh)	12/30/86
7 Sterling Taplin (Tulsa)	2/15/18
6 7 Times	

Most 3-point Field Goal Attempts

17 Mike Polaha (Lehigh)	12/30/86
13 Lawrence Moten (Syracuse)	1/10/94
12 Levell Sanders (Seton Hall)	1/13/98

Most Free Throws Made

16 Leonard Taylor (California)	3/20/89
15 Gary Clark (Cincinnati)	3/11/17
14 Tony Bruin (Syracuse)	2/13/82
14 Chris Mullen (St. John's)	2/10/82
12 Marvin Saddler (Providence)	1/19/91

Most Free Throws Attempted

18 Leonard Taylor (California)	3/20/89
16 Tony Bruin (Syracuse)	2/13/82
16 Chris Mullen (St. John's)	2/10/82
16 Gary Clark (Cincinnati)	3/11/17

HARRY A. GAMPTEL PAVILION RECORDS

Gampel Pavilion
Won-Lost Records

31 seasons -- 195-37 (.841)

Season	Record
1989-90	5-0
1990-91	7-2
1991-92	6-1
1992-93	5-2
1993-94	7-0
1994-95	5-1
1995-96	6-0
1996-97	6-2
1997-98	6-0
1998-99	6-1
1999-00	5-2
2000-01	8-1
2001-02	6-0
2002-03	5-2
2003-04	8-0
2004-05	6-1
2005-06	6-0
2006-07	7-2
2007-08	8-0
2008-09	7-0
2009-10	8-1
2010-11	5-2
2011-12	5-2
2012-13	6-1
2013-14	7-2
2014-15	4-4
2015-16	8-1
2016-17	4-3
2017-18	7-2
2018-19	8-1
2019-20	8-1

AAC Opponents (26-8)

Opponent	UConn vs.
Cincinnati	1-2
East Carolina	2-0
Houston	2-1
Louisville	0-1
Memphis	1-2
Rutgers	1-0
SMU	2-1
Temple	3-1
Tulane	4-0
Tulsa	1-0
UCF	4-0
USF	4-0
Wichita State	1-0

BIG FAST Opponents (76-19)

Opponent	UConn vs.
Boston College	5-1
Cincinnati	1-1
DePaul	3-0
Georgetown	3-1
Louisville	1-2
Marquette	1-1
Miami	7-2
Notre Dame	3-1
Pittsburgh	3-1
Providence	9-2
Rutgers	4-0
St. John's	10-3
Seton Hall	9-1
South Florida	1-0
Syracuse	4-1

Villanova	6-2
Virginia Tech	1-0
West Virginia	5-0

Non-Conference (93-10)

Opponent	UConn vs.
Albany	1-0
Arizona	1-0
Arizona State	0-1
Army	1-0
Boston Univ.	2-0
Bradley	1-0
Brown	1-0
Bryant	1-0
Buffalo	2-0
Central Ct.	1-0
Charleston	1-0
Colgate	2-0
Columbia	2-0
Coppin St.	1-0
Delaware St.	1-0
Detroit Mercy	1-1
Fairfield	3-0
Fairleigh Dickinson	1-0
Florida	2-0
Florida International	1-0
Florida St.	0-1
Fordham	1-0
Furman	1-0
Georgia Tech	1-0
Hartford	2-0
Harvard	4-0
Hofstra	1-0
Houston	1-0
Iona	2-0
Jackson St.	0-1
Maine	2-0
Manhattan	1-0
Massachusetts	1-0
Michigan	1-0
Michigan St.	1-0
UMKC	1-0
Morehead State	2-0
Morgan State	1-0
Nebraska	1-0
Nevada	1-0
New Hampshire	4-0
UNC Asheville	1-0
North Carolina	1-0
North Carolina St.	0-1
Northeastern	4-1
North Florida	1-0
Ohio State	1-0
Oklahoma	1-0
Quinnipiac	4-0
Rhode Island	1-0
Richmond	1-0
Sacred Heart	3-0
St. Joseph's	0-1
South Carolina	1-0
Stanford	1-0
Stony Brook	2-0
Texas	2-1
Texas Southern	2-0
UMass-Lowell	1-0
Vermont	2-0
Virginia	1-0
Wagner	2-1
Western Carolina	1-0
William & Mary	1-0
Winthrop	1-0
Yale	2-1

Most Points By UConn

Opp.	Date
129 Morehead State	12/23/05
116 Sacred Heart	12/3/02
115 Central Conn.	1/10/91
113 Texas Southern	12/2/05
113 Winthrop	1/2/94
106 Texas Southern	12/3/06
102 Quinnipiac	11/15/99
102 Hartford	1/5/95
101 Detroit	11/14/13
100 Maine	11/13/15
99 DePaul	1/8/13
99 Florida International	11/30/04
99 Providence	2/6/96
98 UNC-Asheville	12/4/99

Most Points Against UConn

Opp.	Date
96 St. Joseph's	11/13/19
96 Villanova	2/18/95
95 Boston College	2/1/03
90 Jackson St.	3/19/93
86 Florida St.	2/6/93
86 Texas	12/15/93
85 Wagner	12/7/02
83 Memphis	2/25/18
82 St. John's	1/16/00

UConn Individual Top Performances

Most Points	Date
39 Ray Allen vs. Rutgers	2/28/96
37 Ben Gordon vs. Nevada	11/19/03
37 Chris Smith vs. St. John's	1/7/92
34 Kemba Walker vs. Notre Dame	3/5/11
33 Rashad Anderson vs. Morehead State	12/23/05
32 Jerome Dyson vs. Texas	1/23/10
32 Richard Hamilton vs. Richmond	11/19/98
32 Chris Smith vs. Providence	2/22/92
31 Ben Gordon vs. Sacred Heart	12/3/02
31 Ray Allen vs. Syracuse	1/23/95
31 Richard Hamilton vs. Nebraska	3/21/97
31 Albert Mouring vs. Virginia Tech	2/3/01
31 Jalen Adams vs. Tulane	1/19/19
30 Jeremy Lamb vs. Columbia	11/11/11
30 Shabazz Napier vs. Louisville	1/18/14

Most Field Goals Made

13 Chris Smith vs. St. John's	1/7/92
13 Ray Allen vs. Rutgers	2/28/96
13 Jalen Adams vs. Tulane	1/19/19
12 Rashad Anderson vs. Morehead State	12/23/05
12 Donyell Marshall vs. Florida St.	2/6/93
12 Richard Hamilton vs. West Virginia	12/13/97
12 Richard Hamilton vs. Nebraska	3/21/97
12 Khalid El-Amin vs. Vermont	11/19/99

Most Field Goals Attempted

26 Jalen Adams vs. Tulane	1/19/19
23 Jerome Dyson vs. Texas	1/23/10
23 Donyell Marshall vs. Miami	2/5/94
22 Kemba Walker vs. Notre Dame	3/5/11
22 Richard Hamilton vs. Miami	2/20/99
22 Khalid El-Amin vs. Miami	2/20/99
22 Ray Allen vs. Rutgers	2/28/96
22 Chris Smith vs. Seton Hall	2/8/92
22 Chris Smith vs. St. John's	1/7/92
22 Chris Smith vs. St. John's	1/13/91

Most Rebounds

19 Emeka Okafor vs. Wagner	12/7/02
19 Rod Sellers vs. Seton Hall	2/8/92
17 Hasheem Thabeet vs. Delaware St.	12/1/08
17 Hasheem Thabeet vs. Western Carolina	11/14/08
16 Daniel Hamilton vs. East Carolina	2/7/16
16 Christian Vital vs. St. Joseph's	11/13/19

Most Assists

12 Marcus Williams vs. Villanova	2/26/06
12 Taliek Brown vs. West Virginia	2/23/02
12 Taliek Brown vs. St. John's	1/6/01
12 Doron Sheffer vs. Rutgers	2/28/96
12* Jalen Adams vs. Temple	1/11/17

Most 3-Point Field Goals Made

9 Ray Allen vs. Rutgers	2/28/96
8 Ben Gordon vs. Quinnipiac	12/13/03

7 Rashad Anderson vs. Morehead State	12/23/05
7 Shabazz Napier vs. Rutgers	3/5/14
7 Ryan Boatright vs. East Carolina	2/4/15
7 Christian Vital vs. Columbia	11/29/17
7 Christian Vital vs. Temple	3/7/19

Most 3-Point Field Goals Attempted

13 Ben Gordon vs. Quinnipiac	12/13/03
12 Christian Vital vs. SMU	1/25/18
12 Christian Vital vs. Columbia	11/29/17
12 Christian Vital vs. St. Joseph's	11/13/19
11 Shabazz Napier vs. Georgetown	2/27/13
11 Chris Smith vs. Providence	2/22/92
11 Shabazz Napier vs. Rutgers	3/5/14
11 Christian Vital vs. Temple	3/7/19

Most Free Throws Made

14 Jerome Dyson vs. Hofstra	11/17/09
13 Christian Vital vs. St. Joseph's	11/13/19
12 Chris Smith vs. Boston College	2/5/91
11 Ben Gordon vs. Sacred Heart	12/3/02
11 Chris Smith vs. Providence	2/19/90
11 Shabazz Napier vs. Louisville	1/18/14

Most Free Throws Attempted

16 Chris Smith vs. Villanova	1/27/92
16 Chris Smith vs. Boston College	2/5/91

* Indicates vacated game

Opponent Individual Top Performances

Most Points	Date
40 Scottie Reynolds (Villanova)	2/28/07
39 Lindsey Hunter (Jackson St.)	3/19/93
37 Kerry Kittles (Villanova)	2/18/95
35 Brandon Young (DePaul)	1/8/13
34 Shizz Alston (Temple)	3/7/19
32 Luke Harangody (Notre Dame)	2/13/08
31 Derrick Brown (Providence)	1/29/97
30 Jeremy Lin (Harvard)	12/6/09
30 Lamar Morgan (Coppin St.)	12/9/17
30 Ryan Daly (St. Joseph's)	11/13/19

Most Field Goals Made

13 Brandon Young (DePaul)	1/8/13
13 Luke Harangody (Notre Dame)	2/13/08
12 5 Times, Most recent: Shizz Alston (Temple)	3/7/19

Most Field Goals Attempted

27 Rodney Monroe (North Carolina St.)	2/16/91
27 Ryan Daly (St. Joseph's)	11/13/19
26 Malik Sealy (St. John's)	1/7/92

Most Rebounds

17 Kitwana Rhymer (Massachusetts)	11/22/99
16 Luke Harangody (Notre Dame)	2/13/08
16 Michael Smith (Providence)	1/23/93

Most Assists

15 Omar Cook (St. John's)	1/6/01
10 Sharaud Curry (Providence)	1/31/09
10 Marty Higgins (Maine)	12/7/91
10 God Shammgod (Providence)	2/6/96
10 Jarron Cumberland (Cincinnati)	2/9/20

Most 3-Point Field Goals Made

7 Eric Eberz (Villanova)	2/18/95
7 Lamar Morgan (Coppin St.)	12/9/17
6 11 Times	

Most 3-Point Field Goals Attempted

15 Scottie Reynolds (Villanova)	2/28/07
15 Rashad Phillips (Detroit Mercy)	3/18/01
15 Bernard Cieplickie (Fairfield)	12/23/91
14 Jason Harris (Fairfield)	12/12/99

Most Free Throws Made

15 Hakim Warrick (Syracuse)	3/5/05
13 Calvin Bowman (West Virginia)	2/26/00
12 Zendon Hamilton (St. John's)	1/8/97
12 Russ Smith (Louisville)	1/18/14

Most Free Throws Attempted

22 Hakim Warrick (Syracuse)	3/5/05
20 Zendon Hamilton (St. John's)	1/8/97
17 Mike Bond (Hartford)	1/15/95
15 Danya Abrams (Boston College)	12/7/96
15 Russ Smith (Louisville)	1/18/14



Game night at Gampel Pavilion.

TRIPLE-DOUBLES, DOUBLE-DOUBLES (since 1959-60)

TRIPLE-DOUBLES			
2015-16 Season			
Daniel Hamilton	11 pts, 11 reb, 11 ast	CCSU (XL)	12/23/15
2013-14 Season			
Shabazz Napier	14 pts, 11 reb, 10 ast	Yale (XL)	11/11/13
2011-12 Season			
Shabazz Napier	22 pts, 12 reb, 13 ast	Coppin St. (XL)	11/20/11
2010-11 Season			
Kemba Walker	24 pts, 13 reb, 10 ast	UMBC (XL)	12/3/10
2008-09 Season			
Hasheem Thabeet	15 pts, 11 reb, 10 blk	Providence (GP)	1/31/09
2005-06 Season			
Marcus Williams	18 pts, 10 reb, 13 ast	Notre Dame (HCC)	2/21/06
2003-04 Season			
Ben Gordon	17 pts, 16 reb, 11 ast	Iona (HCC)	12/20/03
Emeka Okafor	18 pts, 15 reb, 10 blk	Army (GP)	12/6/03
2000-01 Season			
Caron Butler	14 pts, 12 reb, 11 ast	Rhode Island (HCC)	12/26/00
1995-96 Season			
Doron Sheffer	10 pts, 10 reb, 11 ast	Hartford (HCC)	12/30/95
1993-94 Season			
Donyell Marshall	23 pts, 11 reb, 10 blk	Hartford (HCC)	1/17/94

DOUBLE-DOUBLES			
2019-20 Season			
Isaiah Whaley	13 pts, 11 reb	at Houston	1/23/20
	10 pts, 12 reb	at Tulsa	2/6/20
	18 pts, 14 reb	at Temple	2/20/20
	18 pts, 11 reb	UCF (XL)	2/26/20
	10 pts, 10 reb	at Tulane	3/8/20
Christian Vital	26 pts, 16 reb	St. Joseph's (GP)	11/13/19
	16 pts, 10 reb	vs. Buffalo (N)	11/21/19
	15 pts, 10 reb	Temple (GP)	1/29/20
Josh Carlton	12 pts, 10 reb	vs. Buffalo (N)	11/21/19
	19 pts, 12 reb	Iona (GP)	12/4/19
	13 pts, 12 reb	Wichita State (XL)	1/12/20
James Bouknight	19 pts, 10 reb	at ECU	2/29/20
Alterique Gilbert	12 pts, 10 ast	Iona (GP)	12/4/19
Tyler Polley	19 pts, 11 reb	Tulane (GP)	1/8/20
2018-19 Season			
Jalen Adams	19 pts, 12 reb	Wichita State (GP)	1/26/19
	13 pts, 12 ast	at ECU	3/10/19
	15 pts, 10 reb	vs. Houston (N-AAC)	3/15/19
Josh Carlton	20 pts, 16 reb	East Carolina (GP)	2/3/19
	18 pts, 13 reb	at Temple	2/6/19
	20 pts, 10 reb	at East Carolina	3/10/19
	13 pts, 11 reb	vs. Houston (N-AAC)	3/15/19
Christian Vital	14 pts, 10 reb	New Hampshire (XL)	11/24/18
	16 pts, 10 reb	at Cincinnati	1/12/19
	18 pts, 13 reb	at Temple	2/6/19
Eric Cobb	13 pts, 13 reb	vs. Syracuse (N-MSG)	11/15/18
	12 pts, 10 reb	Arizona (XL)	12/2/18
2017-18 Season			
Mamadou Diarra	11 pts, 10 reb	Columbia (GP)	11/29/17
Jalen Adams	29 pts, 13 reb	at Tulsa (2ot)	1/3/18*
Christian Vital	20 pts, 10 reb	Tulsa (XL)	2/15/18
2016-17 Season			
Kentan Facey	15 pts, 14 reb	Auburn (XL)	12/23/16
	23 pts, 10 reb	Temple (GP)	1/11/17
	13 pts, 10 reb	at SMU	1/19/17
	13 pts, 10 reb	East Carolina (XL)	1/22/17
	20 pts, 12 reb	Tulane (GP)	1/28/17
	12 pts, 11 reb	at East Carolina	3/1/17
Jalen Adams	25 pts, 11 ast	vs. Chamainade (N-Mau)	11/22/16*
	13 pts, 10 ast	North Florida (GP)	12/18/16*
	11 pts, 12 ast	Temple (GP)	1/11/17*
	20 pts, 12 ast	at USF	1/25/17*
	18 pts, 10 ast	USF (GP)	2/8/17*
Christian Vital	14 pts, 10 reb	Tulane (GP)	1/28/17

* Indicates vacated game			
2015-16 Season			
Daniel Hamilton	13 pts, 11 reb	New Hampshire (GP)	11/17/15
	18 pts, 12 reb	Syracuse (N)	11/26/15
	14 pts, 13 reb	Sacred Heart (XL)	12/2/15
	12 pts, 11 reb	UMass-Lowell (XL)	12/20/15
	16 pts, 13 reb	at Memphis	2/4/16

	12 pts, 16 reb	East Carolina (GP)	2/7/16
	12 pts, 10 reb	Tulsa (GP)	2/13/16
	32 pts, 12 reb	Cincinnati (N-AAC)	3/11/16
	19 pts, 11 reb	Temple (N-AAC)	3/12/16
	12 pts, 11 reb	Memphis (N-AAC)	3/13/16
	17 pts, 10 reb	Colorado (N-NAAC)	3/17/16
Shonn Miller	17 pts, 10 reb	Maine (GP)	11/13/15
Kentan Facey	10 pts, 12 reb	Central Conn. (XL)	12/23/15
2014-15 Season			
Daniel Hamilton	11 pts, 11 ast	Coppin State (XL)	12/14/14
	10 pts, 12 reb	Temple (XL)	12/31/14
	16 pts, 12 reb	at Tulsa	1/13/15
	11 pts, 11 reb	Tulsa (XL)	2/12/15
	25 pts, 13 reb	at Memphis	2/19/15
Amida Brimah	40 pts, 12 reb	Coppin State (XL)	12/14/14
	19 pts, 12 reb	at Memphis	2/19/15
Kentan Facey	12 pts, 12 reb	Central Conn. (XL)	12/28/14
2013-14 Season			
Shabazz Napier	12 pts, 12 reb	Boston University (GP)	11/17/13
	14 pts, 11 ast	Central Florida (GP)	1/11/14
	17 pts, 10 ast	at Memphis	1/16/14
	17 pts, 12 reb	at Temple	2/20/14
	18 pts, 11 reb	Cincinnati (XL)	3/1/14
DeAndre Daniels	23 pts, 11 reb	at Memphis	1/16/14
	31 pts, 12 reb	Temple (XL)	1/21/14
	17 pts, 10 reb	vs. Louisville (N)	3/15/14
	27 pts, 10 reb	vs. Iowa St. (N)	3/28/14
	20 pts, 10 reb	vs. Florida (N)	4/5/14
2012-13 Season			
DeAndre Daniels	25 pts, 10 reb	Georgetown	2/27/13
	23 pts, 10 reb	at South Florida	3/6/13
2011-12 Season			
Andre Drummond	11 pts, 14 reb	Maine	11/17/11
	12 pts, 10 reb	vs. Florida State	11/26/11
	16 pts, 11 reb	St. John's	12/31/11
	10 pts, 12 reb	at Rutgers	1/7/12
	20 pts, 11 reb	West Virginia	1/9/12
	10 pts, 13 reb	at Notre Dame	1/14/12
	15 pts, 11 reb	Notre Dame	1/29/12
	17 pts, 14 reb	Syracuse	2/25/12
	14 pts, 12 reb	at Providence	2/28/12
	14 pts, 10 reb	vs. Syracuse	3/8/12
Tyler Olander	11 pts, 10 reb	Maine	11/17/11
	11 pts, 10 reb	Coppin St.	11/20/11
Alex Oriakhi	14 pts, 10 reb	vs. Central Fla.	11/25/11
	14 pts, 10 reb	DePaul	2/15/12
Shabazz Napier	14 pts, 11 ast	DePaul	2/15/12
2010-11 Season			
Alex Oriakhi	11 pts, 18 reb	Stony Brook	11-12-10
	15 pts, 17 reb	vs Michigan State	11-23-10
	18 pts, 11 reb	vs Kentucky	11-24-10
	11 pts, 21 reb	at Texas	1-8-11
	17 pts, 12 reb	Rutgers	1-11-11
	14 pts, 12 reb	Villanova	1-17-11
	12 pts, 10 reb	Tennessee	1-22-11
	12 pts, 15 reb	Marquette	2-24-11
	13 pts, 19 reb	vs DePaul	3-8-11
	15 pts, 11 reb	vs Syracuse	3-11-11
	11 pts, 11 reb	vs Butler	4-4-11
Roscoe Smith	10 pts, 10 reb	Fairleigh Dickinson	12-8-10
Kemba Walker	31 pts, 10 ast	Georgetown	2-16-11
	33 pts, 12 reb	vs Syracuse	3-11-11
	18 pts, 12 ast	vs Bucknell	3-17-11
2009-10 Season			
Jerome Dyson	24 pts, 14 reb	Harvard	12/06/09
	20 pts, 10 ast	Notre Dame	01/02/10
	16 pts, 10 ast	Seton Hall	01/06/10
Gavin Edwards	17 pts, 13 reb	Louisville	02/28/10
	10 pts, 11 reb	at Notre Dame	03/03/10
Alex Oriakhi	11 pts, 10 reb	at Georgetown	01/09/10
Stanley Robinson	14 pts, 11 reb	vs LSU	11/25/09
	18 pts, 12 reb	Harvard	12/06/09
	14 pts, 12 reb	Maine	12/22/09
	22 pts, 16 reb	Notre Dame	01/02/10
	17 pts, 12 reb	Texas	01/23/10
	14 pts, 11 reb	at Louisville	02/01/10
	15 pts, 13 reb	West Virginia	02/22/10
	14 pts, 13 reb	Louisville	02/28/10
Kemba Walker	15 pts, 10 ast	Boston University	12/02/09
	11 pts, 10 ast	Notre Dame	01/02/10
	19 pts, 10 ast	Texas	01/23/10
2008-09 Season			
Jeff Adrien	12 pts, 15 reb	Hartford	11/17/08
	22 pts, 14 reb	vs LaSalle	11/21/08

	18 pts, 10 reb	Stony Brook	12/15/08
	21 pts, 14 reb	Fairfield	12/26/08
	13 pts, 12 reb	at Cincinnati	1/10/09
	17 pts, 11 reb	at St. John's	1/15/09
	13 pts, 12 reb	Seton Hall	1/18/09
	12 pts, 14 reb	Villanova	1/21/09
	12 pts, 19 reb	at Notre Dame	1/24/09
	12 pts, 13 reb	at DePaul	1/28/09
	14 pts, 15 reb	at Seton Hall	2/14/09
	12 pts, 14 reb	vs Syracuse	3/12/09
	13 pts, 16 reb	vs Chattanooga	3/19/09
	12 pts, 10 reb	vs Missouri	3/28/09
Gavin Edwards	14 pts, 12 reb	vs Gonzaga	12/20/08
AJ Price	13 pts, 11 reb	vs Miami	11/23/08
	24 pts, 10 ast	vs Gonzaga	12/20/08
	33 pts, 10 ast	vs Syracuse	3/12/09
Stanley Robinson	19 pts, 10 reb	at Marquette	2/25/09
	28 pts, 14 reb	vs Syracuse	3/12/09
	10 pts, 11 reb	vs Purdue	3/26/09
	15 pts, 13 reb	vs Michigan State	4/4/09
Hasheem Thabeet	23 pts, 17 reb	Western Carolina	11/14/08
	19 pts, 14 reb	vs Miami	11/23/08
	16 pts, 12 reb	Bryant	11/29/08
	10 pts, 17 reb	Delaware St.	12/1/08
	21 pts, 18 reb	at Buffalo	12/4/08
	20 pts, 11 reb	Fairfield	12/26/08
	13 pts, 13 reb	at West Virginia	1/6/09
	15 pts, 17 reb	Seton Hall	1/18/09
	14 pts, 11 reb	at Louisville	2/2/09
	17 pts, 12 reb	Michigan	2/7/09
	25 pts, 20 reb	at Seton Hall	2/14/09
	14 pts, 15 reb	at Marquette	2/25/09
	16 pts, 11 reb	Notre Dame	2/28/09
	14 pts, 13 reb	at Pittsburgh	3/7/09
	19 pts, 14 reb	vs Syracuse	3/12/09
	20 pts, 13 reb	vs Chattanooga	3/19/09
	15 pts, 15 reb	vs Purdue	3/26/09
2007-08 Season			
Jeff Adrien	11/7/08	Morgan St.	12p, 10r
	11/20/07	Gardner-Webb	24p, 14r
	11/26/07	Florida A&M	16p, 15r
	12/16/07	Quinnipiac	12p, 14r
	12/22/07	Maine	19p, 13r
	1/5/08	Notre Dame	16p, 11r
	1/8/08	St. John's	20p, 14r
	1/17/08	Providence	16p, 15r
	1/26/08	Indiana	11p, 11r
	1/28/08	Louisville	12p, 10r
	2/6/08	Syracuse	19p, 12r
	2/9/08	Georgia Tech	23p, 11r
	2/19/08	DePaul	12p, 11r
	2/23/08	Villanova	15p, 10r
	2/26/08	Rutgers	27p, 11r
	3/1/08	West Virginia	17p, 10r
	3/21/08	San Diego	18p, 13r
Jerome Dyson	12/6/07	Northeastern	16p, 10r
Stanley Robinson	11/8/07	Buffalo	10p, 13r
	12/22/07	Maine	32p, 11r
	1/26/08	Indiana	11p, 11r
	1/28/08	Louisville	16p, 10r
	2/26/08	Rutgers	18p, 13r
Hasheem Thabeet	11/20/07	Gardner-Webb	22p, 14r
	11/26/07	Florida A&M	12p, 12r
	12/22/07	Maine	16p, 10r
	1/3/08	Seton Hall	15p, 11r
	2/9/08	Georgia Tech	24p, 15r
	2/19/08	DePaul	16p, 13r
	3/6/08	Providence	16p, 13r
2006-07 Season			
Jeff Adrien	11/10/06	Quinnipiac	14p, 16r
	11/17/06	Central Arkansas	14p, 11r
	11/18/06	Fairfield	17p, 12r
	11/19/06	Mississippi	13p, 10r
	12/6/06	Northeastern	18p, 12r
	12/27/06	Coppin State	16p, 11r
	1/2/07	South Florida	16p, 15r
	1/20/07	Indiana	15p, 12r
	1/22/07	Louisville	11p, 15r
	1/27/07	Providence	18p, 10r
	1/31/07	DePaul	10p, 11r
	2/5/07	Syracuse	12p, 12r
	2/11/07	Georgia Tech	13p, 10r
	2/14/07	Seton Hall	12p, 15r
	2/28/07	Villanova	20p, 10r
Stanley Robinson	1/13/07	St. John's	13p, 12r
Hasheem Thabeet	12/27/06	Coppin State	11p, 12r
	1/13/07	St. John's	12p, 10r
2005-06 Season			
Jeff Adrien	12/23/05	Morehead St.	12p, 10r
Rashad Anderson	1/7/06	LSU	10p, 10r

ALL-TIME TRIPLE-DOUBLES, DOUBLE-DOUBLES

	3/6/76	Providence	15p, 12r
Jeff Carr	12/3/75	Canisius	10p, 12r
	12/9/75	Boston University	15p, 13r
	1/6/76	Vermont	12p, 19r
	1/10/76	American	20p, 19r
	1/17/76	Maine	13p, 12r
	2/21/76	New Hampshire	12p, 11r
	2/26/76	New Hampshire	11p, 11r
	3/2/76	Fairfield	13p, 15r
	3/13/76	Hofstra	17p, 15r
	Tony Hanson	11/28/75	Manhattan
12/9/75		Boston University	21p, 10r
12/13/75		Rutgers	28p, 10r
1/2/76		Boston College	21p, 12r
1/10/76		American	24p, 11r
1/17/76	Maine	32p, 10r	
2/12/76	Lafayette	15p, 12a	
2/26/76	New Hampshire	20p, 10r	
Joey Whelton	12/9/75	Boston University	21p, 11a
	1/9/76	Columbia	16p, 10a
	3/4/76	Massachusetts	17p, 10a
Al Weston	2/21/76	New Hampshire	12p, 11r
Jim Abromaitis	2/26/76	New Hampshire	15p, 11r

1974-75 Season

John Thomas	12/3/74	Cal. Fullerton	15p, 10r
	1/11/75	East Carolina	18p, 10r
	1/15/75	New Hampshire	16p, 18r
	2/8/75	Massachusetts	15p, 13r
	2/22/75	Maine	10p, 10r
2/25/75	Boston College	12p, 13r	
Earl Wilson	3/16/75	South Carolina	14p, 13r
	12/3/74	Cal. Fullerton	15p, 10r
	12/10/74	Vermont	12p, 11r
	1/15/75	New Hampshire	22p, 11r
	1/25/75	Vermont	10p, 15r
Tony Hanson	2/22/75	Maine	15p, 15r
	2/19/75	Boston University	26p, 10r
	3/8/75	Providence	12p, 15r
Larry Kelly	3/16/75	South Carolina	17p, 13r
	3/6/75	Boston College	10p, 10r
	2/22/75	Maine	14p, 12r

1973-74 Season

Earl Wilson	12/1/73	Yale	19p, 10r
	12/8/73	Harvard	12p, 11r
	1/7/74	Colgate	16p, 12r
	1/16/74	Columbia	12p, 15r
	1/19/74	Maine	16p, 13r
Gary Custick	2/19/74	Rutgers	15p, 11r
	12/1/73	Yale	19p, 10r
Cal Chapman	12/5/73	Holy Cross	11p, 10r
	2/5/74	Rhode Island	14p, 12r
	2/5/74	Rhode Island	15p, 14r
Tony Hanson	1/3/74	New Hampshire	14p, 13r
	3/21/74	Boston College	24p, 10r
John Thomas	2/23/74	Rhode Island	17p, 12r

1972-73 Season

Cal Chapman	12/2/72	Yale	14p, 15r
	12/6/72	Holy Cross	27p, 12r
	12/22/72	Harvard	11p, 10r
	12/23/72	Syracuse	20p, 12r
	1/11/73	South Florida	17p, 11r
	1/20/73	Rhode Island	11p, 10r
	1/24/73	Dartmouth	26p, 20r
	2/3/73	Maine	32p, 17r
	2/10/73	Massachusetts	11p, 13r
	2/15/73	Vermont	13p, 10r
	2/17/73	Maine	29p, 13r
	2/22/73	Manhattan	17p, 11r
	2/24/73	Rhode Island	19p, 11r
	3/3/73	Boston University	16p, 11r
	Earl Wilson	12/2/72	Yale
12/16/72		Columbia	18p, 12r
12/22/72		Harvard	14p, 13r
1/9/73		Florida Southern	20p, 10r
1/11/73		South Florida	11p, 11r
1/13/73		Georgetown	13p, 11r
1/27/73		Vermont	12p, 21r
2/3/73		Maine	11p, 14r
2/7/73		Boston University	14p, 10r
2/15/73		Vermont	12p, 11r
Gary Custick	3/3/73	Boston University	18p, 10r
	12/2/72	Yale	24p, 15r
	1/24/73	Dartmouth	19p, 14r
	2/24/73	Rhode Island	21p, 13r
	2/27/73	Boston College	10p, 10r

1971-72 Season

Cal Chapman	12/1/71	Dartmouth	14p, 16r
	12/8/71	Fairfield	25p, 15r
	12/21/71	Columbia	18p, 12r
	12/29/71	Oral Roberts	13p, 14r
	12/30/71	East Carolina	18p, 18r
	1/5/72	Colgate	18p, 13r
	1/15/72	Maine	26p, 10r
	2/5/72	Maine	19p, 11r
	2/12/72	Massachusetts	19p, 11r
	Timothy Smith	1/6/68	Maine
1/13/68		Rhode Island	11p, 10r

Gary Custick	3/4/72	Manhattan	16p, 10r
	12/8/71	Fairfield	15p, 12r
	12/11/71	Vermont	20p, 10r
	12/14/71	Massachusetts	13p, 10r
	12/21/71	Columbia	22p, 14r
	12/29/71	Oral Roberts	20p, 10r
	1/25/72	Boston University	25p, 15r
	2/8/72	New Hampshire	30p, 18r
	2/16/72	New Hampshire	26p, 11r
	12/11/71	Vermont	10p, 10r
Robert Parsons	1/29/72	Vermont	11p, 11r
	1/29/72	Vermont	12p, 10r
Steven Bell	1/29/72	Vermont	11p, 11r
	1/29/72	Vermont	12p, 10r

1970-71 Season

Ron Hrubala	12/5/70	Yale	13p, 11r
	12/9/70	New Hampshire	21p, 20r
	12/19/70	Yale	13p, 14r
	1/7/71	New Hampshire	13p, 16r
	1/16/71	Vermont	18p, 11r
	1/27/71	Fairfield	11p, 12r
	1/30/71	Maine	18p, 13r
	2/10/71	Colgate	12p, 13r
	2/17/71	Vermont	27p, 13r
	2/20/71	Syracuse	12p, 12r
Robert Staak	2/23/71	Rutgers	15p, 18r
	2/27/71	Rhode Island	11p, 14r
	2/17/71	Vermont	10p, 10r
	2/17/71	Vermont	22p, 10r
	2/2/71	Dartmouth	11p, 16r
Al Vaughn	2/17/71	Vermont	22p, 10r
	2/2/71	Dartmouth	11p, 16r

1969-70 Season

Ron Hrubala	12/6/69	Yale	12p, 18r
	12/10/69	New Hampshire	10p, 10r
	12/23/69	Manhattan	13p, 12r
	1/5/70	Maine	13p, 15r
	1/10/70	Rhode Island	14p, 13r
	1/26/70	Boston University	14p, 20r
	2/7/70	Maine	15p, 16r
	2/18/70	New Hampshire	15p, 15r
	2/21/70	Colgate	16p, 21r
	Robert Taylor	12/3/69	Fairfield
12/6/69		Yale	14p, 14r
1/24/70		Dartmouth	10p, 10r
2/11/70		Syracuse	11p, 15r
2/18/70		New Hampshire	17p, 12r
Robert Staak	2/18/70	Colgate	16p, 12r
	2/24/70	Rutgers	12p, 13r
	2/14/70	Massachusetts	27p, 10r
	1/5/70	Maine	12p, 10r
	1/5/70	Maine	12p, 10r

1968-69 Season

Ron Hrubala	11/30/68	Yale	19p, 10r
	12/30/68	UC Santa Barbara	17p, 12r
	1/1/69	Utah	11p, 13r
	1/4/69	Dartmouth	19p, 11r
	1/25/69	Manhattan	18p, 17r
	2/1/69	Vermont	19p, 20r
	2/4/69	Seton Hall	21p, 16r
	2/17/69	Maine	26p, 14r
	2/19/69	New Hampshire	27p, 20r
	Anthony Budzinsky	12/7/68	Boston College
12/7/68		New Hampshire	17p, 11r
12/17/68		Massachusetts	11p, 13r
1/8/69		Syracuse	19p, 10r
1/11/69		Rhode Island	15p, 10r
Anthony Anelauskas	2/17/69	Maine	10p, 12r
	1/8/69	Syracuse	16p, 12r
	2/11/69	Boston University	11p, 19r
	1/4/69	Dartmouth	11p, 12r
	1/8/69	Syracuse	15p, 13r
Stephen Koski	2/1/69	Vermont	14p, 10r

1967-68 Season

William Corley	12/2/67	Yale	20p, 19r
	12/5/67	Boston University	19p, 18r
	12/9/67	Boston College	26p, 16r
	12/13/67	St. Francis	19p, 15r
	12/16/67	Fordham	17p, 16r
	12/28/67	William & Mary	18p, 15r
	12/29/67	Texas Christian	16p, 11r
	1/3/68	Holy Cross	26p, 14r
	1/6/68	Maine	16p, 12r
	1/10/68	New Hampshire	51p, 28r
Timothy Smith	1/13/68	Rhode Island	12p, 15r
	1/25/68	Vermont	28p, 11r
	1/27/68	Syracuse	25p, 13r
	2/3/68	Vermont	20p, 22r
	2/10/68	Maine	14p, 13r
	2/13/68	Rutgers	13p, 13r
	2/17/68	Massachusetts	19p, 21r
	2/20/68	New Hampshire	29p, 21r
	2/22/68	Holy Cross	28p, 15r
	2/24/68	Long Island University	11p, 10r

John Crisp	1/27/68	Syracuse	13p, 11r
	2/10/68	Maine	29p, 15r
	2/13/68	Rutgers	27p, 11r
	2/22/68	Holy Cross	24p, 13r
	1/3/68	Holy Cross	10p, 13r
Anthony Budzinsky	1/10/68	New Hampshire	17p, 11r
	1/27/68	Syracuse	10p, 11r
	2/3/68	Vermont	16p, 10r
	2/26/68	Seton Hall	24p, 12r
	2/26/68	Seton Hall	11p, 10r

1966-67 Season


William Corley	12/1/66	American International	18p, 12r
	12/14/66	St. Francis	19p, 18r
	12/28/66	George Washington	16p, 16r
	12/30/66	Virginia	22p, 12r
	1/4/67	Holy Cross	16p, 12r
	1/7/67	Vermont	10p, 19r
	1/21/67	Fordham	14p, 16r
	2/1/67	Massachusetts	17p, 14r
	2/4/67	Maine	19p, 12r
	2/6/67	Syracuse	18p, 13r
William Holowaty	2/13/67	Maine	17p, 18r
	2/18/67	Massachusetts	19p, 12r
	2/21/67	New Hampshire	14p, 13r
	2/23/67	Rutgers	25p, 16r
	2/25/67	Rhode Island	24p, 16r
	3/1/67	Holy Cross	13p, 15r
	12/7/66	New Hampshire	12p, 11r
	12/17/66	East Carolina	15p, 11r
	12/30/66	Virginia	12p, 10r
	1/7/67	Vermont	12p, 19r
Wes Bialosuknia	2/21/67	New Hampshire	32p, 10r
	12/30/66	Virginia	14p, 13r
Robert Steinberg	12/14/66	St. Francis	12p, 12r

1965-66 Season

William Corley	12/4/65	Yale	18p, 21r
	12/7/65	Manhattan	11p, 21r
	12/11/65	Boston College	23p, 18r
	12/13/65	Maine	10p, 20r
	12/28/65	Baylor	20p, 15r
	1/12/66	New Hampshire	16p, 18r
	1/15/66	Rhode Island	13p, 17r
	1/28/66	Colgate	14p, 14r
	1/29/66	Vermont	13p, 10r
	2/2/66	Massachusetts	14p, 19r
Robert Steinberg	2/12/66	Holy Cross	23p, 18r
	2/19/66	Massachusetts	20p, 16r
	2/23/66	Rutgers	19p, 17r
	2/26/66	Vermont	19p, 17r
	3/1/66	Rhode Island	25p, 12r
	3/4/66	Rhode Island	17p, 17r
	12/28/65	Baylor	14p, 18r
	1/5/66	Holy Cross	17p, 11r
	2/2/66	Massachusetts	22p, 15r
	2/5/66	Maine	12p, 14r
William Holowaty	1/12/66	New Hampshire	13p, 10r
	2/5/66	Maine	10p, 13r
	2/19/66	Massachusetts	12p, 13r
	12/1/65	American International	15p, 12r
	1/28/66	Colgate	10p, 10r
Daniel Hesford	1/12/66	New Hampshire	10p, 11r
	2/2/66	Massachusetts	10p, 10r
	12/1/65	American International	27p, 13r
Ron Ritter	2/15/65	New Hampshire	13p, 10r

1964-65 Season

Toby Kimball	12/1/64	American International	30p, 28r
	12/5/64	Yale	20p, 24r
	12/9/64	Harvard	17p, 23r
	12/12/64	Boston College	18p, 16r
	12/15/64	Massachusetts	11p, 22r
	12/17/64	Maine	16p, 21r
	12/19/64	Fordham	16p, 18r
	1/5/65	Holy Cross	22p, 15r
	1/12/65	New Hampshire	17p, 15r
	1/16/65	Rhode Island	17p, 14r
Dan Hesford	1/27/65	Temple	16p, 20r
	1/30/65	Vermont	20p, 17r
	2/3/65	Rutgers	13p, 16r
	2/6/65	Maine	31p, 25r
	2/9/65	Massachusetts	21p, 19r
	2/13/65	Holy Cross	17p, 17r
	2/16/65	Boston University	17p, 21r
	2/20/65	American University	21p, 24r
	2/24/65	Manhattan	13p, 21r
	2/27/65	New Hampshire	23p, 34r
Dan Hesford	3/3/65	Colgate	28p, 23r
	3/6/65	Rhode Island	22p, 21r
	3/8/65	St. Joseph's	21p, 29r
	12/1/64	American International	24p, 14r
	1/9/65	Vermont	16p, 10r
	2/6/65	Maine	12p, 10r
	3/3/65	Colgate	18p, 12r



UConn Basketball Letterwinner History



ALL-TIME LETTERWINNERS

NAME	G	FG	FGA	PCT	3FG	3FGA	PCT	FT	FTA	PCT	REB	AVG	A	T	B	S	MIN	PTS	AVG	
ABROMAITIS, JAMES F.																				
1975-76	28	64	132	48.5	-	-	-	8	16	50.0	122	4.4	17	-	-	-	-	136	4.9	
1976-77	27	131	281	46.6	-	-	-	17	36	47.2	185	6.9	78	-	-	-	-	279	10.3	
1977-78	26	157	311	50.5	-	-	-	62	98	63.3	228	8.8	51	-	-	-	-	376	14.5	
1978-79	2	5	12	41.7	-	-	-	0	2	0.0	15	7.5	4	-	-	-	1	35	10.0	
1979-80	29	112	185	60.5	-	-	-	59	81	72.8	182	6.3	49	-	-	-	23	633	283	9.8
BE	6	25	39	64.1	-	-	-	15	19	79.0	39	6.5	12	8	0	0	16	151	61	10.2
TOTALS	112	469	921	50.9	-	-	-	146	233	67.2	732	6.5	199	-	-	-	-	1084	9.7	
BE	6	25	39	64.1	-	-	-	15	19	79.0	39	6.5	12	8	0	0	16	151	61	10.2
ADAMS, BRENDAN																				
2018-19	31	25	83	30.1	12	51	23.5	19	24	79.2	38	1.2	22	13	1	6	394	81	2.6	
AAC	16	10	37	27.0	6	24	25.0	3	3	100.0	19	1.2	9	5	0	2	203	29	1.8	
2019-20	31	74	188	39.4	30	108	27.8	50	69	72.5	69	2.2	34	42	4	16	680	228	7.4	
AAC	18	39	119	32.8	20	75	26.7	30	44	68.2	45	2.5	21	26	2	9	426	128	7.1	
TOTALS	62	99	271	36.5	42	159	26.4	69	93	74.2	107	1.7	56	55	5	22	1075	309	5.0	
AAC	34	49	127	31.4	26	99	26.3	33	47	70.2	64	1.9	30	31	2	11	629	157	4.6	
ADAMS, JALEN																				
2015-16	36	104	244	42.6	12	44	27.3	44	51	86.3	92	2.6	87	61	15	39	839	264	7.3	
AAC	18	54	124	43.5	3	19	15.8	24	28	85.7	45	2.5	40	30	8	21	445	135	7.5	
*2016-17	32	174	404	43.1	36	103	35.0	77	93	82.8	136	4.3	195	99	7	35	1137	461	14.4	
AAC	17	78	205	38.0	17	60	28.3	32	35	91.4	71	4.2	114	55	5	18	598	205	12.1	
**2017-18	30	208	484	43.0	48	148	32.4	78	98	79.6	355	4.2	141	87	10	46	1144	542	18.1	
AAC	17	119	268	44.4	27	83	32.5	52	63	82.5	70	4.1	92	51	7	30	652	317	18.6	
2018-19	26	169	347	48.7	43	121	35.5	58	70	82.9	104	4.0	88	72	8	28	780	439	16.9	
AAC	11	70	152	46.1	21	53	39.6	28	31	90.3	41	3.7	41	30	3	12	334	189	17.2	
TOTALS	124	655	1479	44.3	139	416	33.4	257	312	82.4	459	3.7	511	319	40	148	3900	1706	13.8	
AAC	63	321	749	42.9	68	215	31.6	136	157	86.6	227	3.6	287	166	23	81	2029	846	13.4	
* 32 games vacated; official NCAA total 0 games played																				
**29 games vacated; official NCAA total 1 game played (3/8/18 vs. SMU)																				
ADRIEN, JEFF																				
2005-06	33	83	136	61.0	0	0	0.0	50	78	64.1	165	5.0	15	26	25	14	543	216	6.5	
BE	15	36	61	59.0	0	0	0.0	18	30	60.0	89	5.9	7	15	12	7	259	90	6.0	
2006-07	31	156	312	50.0	0	0	0.0	95	162	58.6	301	9.7	29	76	44	29	1028	407	13.1	
BE	16	81	164	49.4	0	0	0.0	53	97	54.6	151	9.4	21	40	22	19	561	215	13.4	
2007-08	33	173	345	50.1	2	4	50.0	141	229	61.6	302	9.2	42	89	41	16	1115	489	14.8	
BE	18	101	198	51.0	1	2	50.0	74	115	64.3	162	9.0	16	47	23	9	641	277	15.4	
2008-09	36	190	376	50.5	0	0	0.0	111	186	59.7	358	9.9	60	65	42	19	1245	491	13.6	
BE	18	92	190	48.4	0	0	0.0	58	89	65.2	178	9.9	25	31	18	12	630	242	13.4	
TOTALS	133	602	1169	51.5	2	6	33.3	397	655	60.6	1126	8.5	146	256	152	78	3931	1603	12.1	
BE	67	310	613	50.6	1	3	33.3	203	331	61.3	580	8.7	69	133	75	47	2091	824	12.3	
AHEARN, JAMES																				
1953-54	12	61	-	-	-	-	-	37	-	-	-	-	-	-	-	-	-	159	13.3	
1954-55	22	134	368	36.4	-	-	-	91	123	74.0	87	4.0	-	-	-	-	-	359	16.3	
TOTALS	34	195	-	-	-	-	-	128	-	-	-	-	-	-	-	-	-	518	15.2	
ATYEGBUSI, TEMI																				
2016-17	6	0	2	0.0	0	2	0.0	0	0	0.0	0	0.0	1	0	0	0	8	0	0.0	
AAC	5	0	1	0.0	0	1	0.0	0	0	0.0	0	0.0	1	0	0	0	7	0	0.0	
2017-18	1	0	0	0.0	0	0	0.0	0	0	0.0	0	0.0	0	0	0	0	1	0	0.0	
AAC	1	0	0	0.0	0	0	0.0	0	0	0.0	0	0.0	0	0	0	0	1	0	0.0	
2018-19	11	1	3	33.3	0	1	0.0	0	0	0.0	2	0.2	0	1	0	0	23	2	0.2	
AAC	2	0	0	0.0	0	0	0.0	0	0	0.0	0	0.0	0	0	0	0	4	0	0.0	
2019-20	10	0	4	0.0	0	1	0.0	0	0	0.0	0	0.0	1	1	0	0	10	0	0.0	
AAC	4	0	2	0.0	0	0	0.0	0	0	0.0	0	0.0	1	1	0	0	3	0	0.0	
TOTALS	28	1	9	11.1	0	4	0.0	0	0	0.0	2	0.2	2	2	0	0	42	2	0.1	
AAC	12	0	3	0.0	0	1	0.0	0	0	0.0	0	0.0	2	1	0	0	15	0	0.0	
AKOK, AKOK																				
2019-20	25	57	138	41.3	12	46	26.1	19	32	59.4	138	5.5	11	25	66	9	702	145	5.8	
AAC	12	22	63	34.9	4	24	16.7	11	18	61.1	61	5.1	4	14	26	4	336	59	4.9	
(Injured, missed final 6 games of season)																				
ALEKSINAS, CHUCK																				
1980-81	29	154	244	63.1	-	-	-	93	120	77.5	202	7.0	6	82	22	11	889	401	13.8	
BE	14	73	123	59.4	-	-	-	54	69	78.3	108	7.7	3	8	11	40	461	200	14.3	
1981-82	27	116	217	53.5	-	-	-	89	132	67.4	139	5.2	9	58	8	15	760	321	11.9	
BE	14	60	125	48.0	-	-	-	43	69	62.3	76	5.4	1	7	5	27	421	163	11.6	
TOTALS	56	270	461	58.6	-	-	-	182	252	72.2	341	6.1	15	140	30	26	1649	722	12.9	
BE	28	133	248	53.6	-	-	-	97	138	70.3	184	6.6	4	15	16	67	882	363	13.0	
ALESEVICH, WALTER 1943-44, 1944-45, 1945-46, 1946-47																				
ALLEN, BRENDAN																				
2011-12	9	1	5	20.0	0	4	0.0	0	0	0.0	2	0.2	1	2	1	0	19	2	0.2	
BE	2	1	1	100.0	0	0	0.0	0	0	0.0	0	0.0	0	0	0	0	3	2	1.0	
2012-13	6	0	3	0.0	0	1	0.0	0	1	0.0	1	0.2	1	1	0	0	21	0	0.0	
BE	4	0	2	0.0	0	1	0.0	0	1	0.0	1	0.3	0	0	0	0	17	0	0.0	
TOTALS	15	1	8	12.5	0	5	0.0	0	1	0.0	3	0.2	2	3	1	0	40	2	0.1	
BE	6	1	3	33.3	0	1	0.0	0	1	0.0	1	0.2	0	0	0	0	20	2	0.3	
ALLEN, W. RAY																				
1993-94	34	158	310	51.0	33	82	40.2	80	101	79.2	155	4.6	53	47	7	38	735	429	12.6	
BE	18	70	147	47.6	14	41	34.2	42	51	79.2	71	3.9	19	22	2	14	378	196	10.9	
1994-95	32	255	521	48.9	85	191	44.5	80	110	72.7	218	6.8	75	64	16	61	1051	675	21.1	
BE	18	140	300	46.7	52	116	44.8													

2020-21 UCONN MEN'S BASKETBALL / LETTERWINNER HISTORY

ALL-TIME LETTERWINNERS

NAME	G	FG	FGA	PCT	3FG	3FGA	PCT	FT	FTA	PCT	REB	AVG	A	T	B	S	MIN	PTS	AVG
2010-11	39	20	54	37.0	7	15	46.7	21	28	75.0	49	1.3	47	29	4	10	333	68	1.7
BE	17	6	17	35.3	4	8	50.0	6	10	60.0	16	9.0	22	14	0	3	153	22	1.3
TOTALS	109	53	131	40.5	14	31	45.2	36	49	73.5	121	1.1	110	69	6	32	820	156	1.4
BE	47	18	48	37.5	5	13	38.5	13	21	61.9	53	1.1	44	34	2	14	365	54	1.1
BIALOSUKNIA, WESLEY																			
1964-65	23	198	457	45.7	-	-	-	94	118	79.7	72	3.1	-	-	-	-	490	21.3	-
1965-66	24	210	488	43.0	-	-	-	150	106	84.9	97	4.0	-	-	-	-	510	21.3	-
1966-67	24	257	540	47.6	-	-	-	199	185	86.0	91	3.8	-	-	-	-	673	28.0	-
TOTALS	71	665	1485	44.8	-	-	-	343	409	83.9	260	3.7	-	-	-	-	1673	23.6	-
BILODEAU, GERALD																			
1966-67	6	3	7	42.9	-	-	-	0	3	0.0	3	1.3	-	-	-	-	6	1.0	-
1967-68	14	9	27	33.3	-	-	-	3	6	50.0	8	2.4	-	-	-	-	21	1.5	-
1968-69	15	4	13	30.8	-	-	-	2	7	28.6	18	1.2	-	-	-	-	10	0.7	-
TOTALS	35	16	47	34.0	-	-	-	5	16	31.3	29	1.7	-	-	-	-	37	1.1	-
BIRD, JOHNNIE																			
2007-08	1	0	0	0.0	0	0	0.0	0	0	0.0	0	0.0	0	0	0	0	1	0	0.0
BE	1	0	0	0.0	0	0	0.0	0	0	0.0	0	0.0	0	0	0	0	1	0	0.0
2008-09	9	1	4	25.0	0	1	0.0	0	1	0.0	1	0.1	1	2	0	1	13	2	0.2
BE	2	0	0	0.0	0	0	0.0	0	0	0.0	0	0.0	0	0	0	1	2	0	0.0
TOTALS	10	1	4	25.0	0	1	0.0	0	1	0.0	1	0.1	1	2	0	1	14	2	0.2
BE	3	0	0	0.0	0	0	0.0	0	0	0.0	0	0.0	0	0	0	1	3	0	0.0
BLANAR, RAY (MGR) 2002-03																			
BLANCO, NICHOLAS (MGR) 2010-11, 2011-12, 2012-13, 2013-14																			
BLOOM, SEYMOUR 1936-37, 1937-38, 1938-39																			
BLOUNT, ROB JR. (MGR) 1986-87, 1987-88, 1988-89																			
BLUCHER, LARRY																			
1981-82	22	14	27	51.9	-	-	-	5	18	27.8	26	1.2	10	5	3	3	142	33	1.5
BE	10	7	11	63.6	-	-	-	2	10	20.0	10	1.0	3	0	0	2	61	16	1.6
1982-83	28	37	86	43.0	-	-	-	2	17	41.2	130	4.6	13	23	9	24	595	81	2.9
BE	16	20	49	40.8	-	-	-	5	8	62.5	68	4.3	8	13	4	16	331	45	2.8
1983-84	19	13	27	48.1	-	-	-	10	13	76.9	29	1.5	3	8	3	3	124	36	1.9
BE	12	11	20	55.0	-	-	-	6	9	66.7	19	1.6	0	2	4	8	81	28	2.3
TOTALS	69	64	140	45.7	-	-	-	22	48	45.8	185	2.7	26	36	15	30	861	150	2.2
BE	38	38	80	47.5	-	-	-	13	27	48.1	97	2.6	11	16	6	22	473	89	2.3
BLUM, J. (MGR) 1936-37																			
BLUME, KENNETH C. JR.																			
1976-77	20	5	21	23.8	-	-	-	2	7	28.6	27	1.4	10	-	-	-	12	0.6	-
1977-78	10	7	22	31.8	-	-	-	1	3	33.3	8	0.8	2	-	-	-	15	1.5	-
TOTALS	30	12	43	27.9	-	-	-	3	10	30.0	35	1.2	12	-	-	-	27	0.9	-
BOATRIGHT, RYAN																			
2011-12	25	88	209	42.1	26	69	37.7	58	84	69.0	83	3.3	100	56	6	29	753	260	10.4
BE	16	52	124	41.9	18	49	36.7	29	45	64.4	48	3.0	66	39	4	20	489	151	9.4
2012-13	30	151	352	42.9	43	129	33.3	117	149	78.5	88	2.9	131	89	2	44	1089	462	15.4
BE	18	86	218	39.4	28	84	33.3	73	92	79.3	54	3.0	76	60	1	27	682	273	15.2
2013-14	39	145	371	39.1	44	117	37.6	138	173	79.8	136	3.5	131	76	6	61	1264	472	12.1
AAC	17	61	174	35.1	19	57	33.3	59	75	78.7	59	3.5	62	33	2	26	550	200	11.8
2014-15	34	182	430	42.3	86	209	41.1	142	167	85.0	139	4.1	129	81	8	46	1216	592	17.4
AAC	18	99	218	45.4	54	119	45.4	69	80	86.3	66	3.7	63	39	3	23	641	321	17.8
TOTALS	128	566	1362	41.6	199	524	38.0	455	573	79.4	446	3.5	491	302	22	180	4322	1786	14.0
BE	34	138	342	40.4	46	133	34.6	102	137	74.5	102	3.0	142	99	5	47	1171	424	12.5
AAC	35	160	392	40.8	73	176	41.5	128	155	82.6	125	3.6	125	72	5	49	1191	521	14.9
BOLDEN, SHAWN																			
1985-86	4	0	0	0.0	0	0	0.0	0	2	0.0	1	0.3	0	1	0	0	5	0	0.0
BE	3	0	0	0.0	-	-	-	0	0	0.0	1	0.3	0	0	0	1	3	0	0.0
BOONE, JOSH																			
2003-04	38	97	175	55.4	0	0	0.0	32	79	40.5	221	5.8	26	29	63	20	835	226	5.9
BE	15	34	65	52.3	0	0	0.0	11	25	44.0	77	5.1	7	12	24	5	301	79	5.3
2004-05	31	148	243	60.9	0	0	0.0	87	131	66.4	259	8.4	36	66	20	915	383	12.4	
BE	16	64	106	60.4	0	0	0.0	46	71	64.8	118	7.4	21	31	42	14	470	174	10.9
2005-06	34	137	243	56.4	0	0	0.0	76	139	54.7	238	7.0	22	42	69	13	922	350	10.3
BE	16	73	122	59.8	0	0	0.0	32	57	56.1	121	7.6	9	20	32	5	428	178	11.1
TOTALS	103	382	661	57.8	0	0	0.0	195	349	55.9	718	7.0	84	137	222	53	2672	959	9.3
BE	47	171	293	58.4	0	0	0.0	89	153	58.2	316	6.7	37	63	98	24	1199	431	9.2
BORTON, KENNY 2009-10																			
BOTTOMLEY, ERNEST (MGR) 1950-51																			
BOUKNIGHT, JAMES																			
2019-20	28	128	277	46.2	25	72	34.7	83	101	82.2	115	4.1	36	50	6	21	724	364	13.0
AAC	18	97	218	44.5	18	56	32.1	63	74	85.1	86	4.8	28	34	5	15	535	275	15.3
BOURBEAU, PETER (MGR) 1948-49																			
BOYD, ROBERT B.																			
1969-70	13	57	133	42.9	-	-	-	49	60	76.7	23	1.7	-	-	-	-	163	12.5	-
1969-70	22	185	434	42.6	-	-	-	145	193	75.1	65	3.0	121	-	-	-	65	515	23.4
1970-71	24	170	411	41.4	-	-	-	104	143	72.7	66	2.8	107	-	-	-	444	18.5	-
TOTALS	59	412	978	42.1	-	-	-	298	396	75.3	154	2.6	-	-	-	-	1122	19.0	-
BRANDON, WILLIAM C.																			
1976-77	4	2	5	40.0	-	-	-	0	0	0.0	0	0.0	1	-	-	-	4	1.0	-
BRAVERMAN, ERNEST																			
1954-55	17	14	37	37.9	-	-	-	11	19	58.0	12	0.6	-	-	-	-	39	2.3	-
BREMMER, MATT																			
BE	6	1	2	50.0	-	-	-	2	4	50.0	5	1.8	0	0	1	14	4	0.7	-
1983-84	9	1	3	33.3	-	-	-	6	8	75.0	11	0.2	0	3	0	0	18	8	0.9
BE	3	1	2	50.0	-	-	-	1	1	100.0	2	0.7	0	0	0	0	6	3	1.0
1984-85	3	1	2	50.0	-	-	-	1	1	100.0	2	0.7	0	0	0	0	6	3	1.0
TOTALS	12	2	5	40.0	-	-	-	7	9	77.8									

ALL-TIME LETTERWINNERS

NAME	G	FG	FGA	PCT	3FG	3FGA	PCT	FT	FTA	PCT	REB	AVG	A	T	B	S	MIN	PTS	AVG	
CARR, JEFFREY J.																				
1975-76	29	95	170	55.9	-	-	-	36	61	59.0	230	7.9	30	-	-	-	-	226	7.8	
1976-77	27	85	189	45.0	-	-	-	32	61	52.5	224	8.3	24	-	-	-	-	202	7.5	
1977-78	26	110	193	57.0	-	-	-	42	84	50.0	167	6.4	19	-	-	-	-	262	10.1	
1978-79	29	113	195	57.9	-	-	-	70	111	63.1	221	7.6	25	-	-	25	-	296	10.2	
TOTALS	111	403	747	53.9	-	-	-	180	317	56.8	842	7.6	98	-	-	-	-	986	8.9	
CARRASQUILLA, CINDY (MGR)	1991-92, 1992-93, 1993-94																			
CARSON, DION																				
1995-96	27	21	52	40.4	3	10	30.0	4	6	66.7	34	1.3	12	21	1	16	161	49	1.8	
BE	12	9	20	45.0	1	7	14.3	1	1	100.0	8	0.7	2	5	1	2	56	20	1.7	
1996-97	33	31	115	27.0	8	37	21.6	5	11	45.5	94	2.8	26	37	4	18	464	75	2.3	
BE	18	11	62	17.7	5	23	21.7	2	6	33.3	49	2.7	12	20	2	9	249	29	1.6	
TOTALS	60	52	167	31.1	11	47	23.4	9	17	52.9	128	2.1	38	58	5	34	625	124	2.1	
BE	30	20	82	24.4	6	30	20.0	3	7	42.9	57	1.9	14	25	3	11	305	49	1.6	
CARSON, SCOTT																				
1984-85	9	2	9	22.2	-	-	-	1	1	100.0	1	0.1	0	1	0	0	23	5	0.6	
BE	4	0	2	0.0	-	-	-	0	0	0.0	0	0.0	0	0	0	0	6	0	0.0	
CASSELL, SAM JR.																				
2014-15	18	21	76	27.6	13	49	26.5	16	20	80.0	24	1.3	17	7	0	9	271	71	3.9	
AAC	6	3	17	17.6	2	7	28.6	3	3	100.0	6	1.0	4	1	0	1	47	11	1.8	
2015-16	18	13	37	35.1	10	28	35.7	3	3	100.0	7	0.4	5	3	1	2	118	39	2.2	
AAC	7	4	11	36.4	4	10	40.0	1	1	100.0	2	0.3	1	3	0	0	30	12	1.7	
TOTALS	36	34	113	30.1	23	77	29.9	19	23	82.6	31	0.9	22	10	1	2	389	110	3.1	
AAC	13	7	28	25.0	6	17	35.3	4	4	100.0	8	0.6	5	4	0	1	77	23	1.8	
CEPUCH, MICHAEL	1939-40, 1940-41																			
CHANDA, JOHN (MGR)	1937-38																			
CHAPMAN, CALVIN																				
1971-72	25	166	356	46.6	-	-	-	89	158	56.3	219	8.8	51	-	-	-	-	421	16.8	
1972-73	25	157	353	44.5	-	-	-	70	106	66.0	247	9.9	33	-	-	-	-	384	15.4	
1973-74	27	90	209	43.1	-	-	-	38	59	64.4	134	5.0	21	-	-	-	-	218	8.1	
TOTALS	77	413	918	45.0	-	-	-	197	323	61.0	600	7.8	105	-	-	-	-	1023	13.3	
CHAPMAN, KYLE																				
1995-96	14	2	6	33.3	0	0	0.0	2	2	100.0	0	0.0	1	5	0	2	21	6	0.4	
BE	5	2	2	100.0	0	0	0.0	0	0	0.0	0	0.0	1	1	0	1	5	4	0.8	
1996-97	10	2	4	50.0	1	1	100.0	0	0	0.0	3	0.3	3	1	0	0	15	5	0.5	
BE	5	0	2	0.0	0	0	0.0	0	0	0.0	1	0.2	0	0	0	0	5	0	0.0	
TOTALS	24	4	10	40.0	1	1	100.0	2	2	100.0	3	0.1	4	6	0	2	36	11	0.5	
BE	10	2	4	50.0	0	0	0.0	0	0	0.0	1	0.1	1	1	0	1	10	4	0.4	
CHEREPY, ROBERT																				
1955-56	13	18	-	-	-	-	-	20	-	-	-	-	-	-	-	-	-	56	4.3	
CHUBBUCH, D.	1929-30, 1930-31																			
CLARK, WILLIAM																				
1948-49	9	4	10	40.0	-	-	-	2	3	66.7	-	-	-	-	-	-	-	10	1.1	
1949-50	25	44	134	32.7	-	-	-	23	38	60.5	-	-	-	-	-	-	-	111	4.4	
1950-51	24	55	173	31.7	-	-	-	21	31	67.7	61	2.5	26	-	-	-	-	131	5.4	
TOTALS	58	103	317	32.5	-	-	-	46	72	63.9	-	-	-	-	-	-	-	252	4.3	
COBB, ERIC	Played 1st year at South Carolina, 2nd year at Chipola JC																			
2017-18	15	8	18	44.4	2	4	50.0	8	14	57.1	40	2.7	3	18	1	3	116	26	1.7	
AAC	6	2	4	50.0	2	4	50.0	0	0	0.0	8	1.3	0	3	0	0	26	6	1.0	
2018-19	32	52	102	51.0	1	2	50.0	12	35	34.3	121	3.8	17	24	5	5	391	117	3.7	
AAC	18	23	51	45.1	0	0	0.0	8	14	44.4	68	3.8	12	16	2	3	218	54	3.0	
TOTALS	47	60	120	50.0	3	6	50.0	20	49	40.8	161	3.4	20	42	6	8	507	143	3.0	
AAC	24	25	55	45.5	2	4	50.0	8	14	44.4	76	3.2	12	19	2	3	244	60	2.5	
COCHRANE, P.J.																				
2011-12	2	0	0	0.0	0	0	0.0	0	0	0.0	0	0.0	0	0	0	0	3	0	0.0	
BE	1	0	0	0.0	0	0	0.0	0	0	0.0	0	0.0	0	0	0	0	1	0	0.0	
COFFEY, TERRY																				
1984-85	27	37	92	40.2	-	-	-	32	51	62.7	64	2.4	38	30	0	17	403	106	3.9	
BE	16	21	59	35.6	-	-	-	12	24	50.0	41	2.6	30	9	0	21	267	54	3.4	
1985-86	8	6	19	31.6	-	-	-	1	3	33.3	17	2.1	9	3	0	7	82	13	1.6	
BE	2	0	5	0.0	-	-	-	0	0	0.0	4	2.0	1	0	0	0	20	0	0.0	
TOTALS	35	43	111	38.7	-	-	-	33	54	61.1	81	2.3	47	33	0	24	485	119	3.4	
BE	18	21	64	32.8	-	-	-	12	24	50.0	45	2.5	31	9	0	22	287	54	3.0	
COHEN-MINTZ, URI																				
1994-95	19	8	24	33.3	2	9	22.2	1	2	50.0	12	0.6	6	5	2	2	79	19	1.0	
BE	9	1	6	16.7	0	2	0	1	2	50.0	5	0.6	1	0	1	3	35	3	0.3	
COLE, DENNIS D.																				
1972-73	23	11	26	42.3	-	-	-	4	11	36.4	14	0.6	19	-	-	-	-	26	1.1	
1973-74	8	3	8	37.5	-	-	-	1	6	16.7	5	0.6	0	-	-	-	-	7	0.9	
TOTALS	31	14	34	41.2	-	-	-	5	17	29.4	19	0.6	19	-	-	-	-	33	1.1	
COLES, TIM																				
1982-83	28	46	101																	

ALL-TIME LETTERWINNERS

NAME	G	FG	FGA	PCT	3FG	3FGA	PCT	FT	FTA	PCT	REB	AVG	A	TO	B	S	MIN	PTS	AVG	
DEUTH, GERALD	17	14	76	18.5	-	-	-	3	8	37.5	20	1.2	11	-	-	-	31	1.8		
1951-52	17	14	76	18.5	-	-	-	3	8	37.5	20	1.2	11	-	-	-	31	1.8		
DIARRA, MAMADOU	31	34	62	54.8	0	0	0.0	15	30	50.0	79	2.5	0	14	22	4	314	83	2.7	
2017-18	31	34	62	54.8	0	0	0.0	15	30	50.0	79	2.5	0	14	22	4	314	83	2.7	
AAC	18	20	28	71.4	0	0	0.0	6	9	66.7	26	1.4	0	5	12	2	164	46	2.6	
2018-19	2	1	2	50.0	0	0	0.0	0	0	0.0	0	0.0	0	0	1	0	6	2	1.0	
AAC	2	1	2	50.0	0	0	0.0	0	0	0.0	0	0.0	0	0	1	0	6	2	1.0	
TOTALS	33	35	64	54.7	0	0	0.0	15	30	50.0	79	2.4	0	14	23	4	320	85	2.6	
AAC	20	21	30	70.0	0	0	0.0	6	9	66.7	26	1.4	0	5	13	2	170	48	2.4	
DITIMI, TERRANCE	6	1	1	100.0	0	0	0.0	0	0	0.0	1	0.2	0	0	0	0	7	2	0.3	
2014-15	6	1	1	100.0	0	0	0.0	0	0	0.0	1	0.2	0	0	0	0	7	2	0.3	
AAC	2	0	0	0.0	0	0	0.0	0	0	0.0	1	0.5	0	0	0	0	2	0	0.0	
DONAHUE, CORNELIUS	1932-33, 1933-34																			
DONNELLY, ROBERT	1938-39, 1939-40, 1940-41																			
DRAGAT, LEO	1930-31																			
DROPO, MILTON	1941-42, 1942-43																			
DROPO, WALTER	1942-43	15	-	-	-	-	-	-	-	-	-	-	-	-	-	-	-	325	21.7	
1945-46	8	72	-	-	-	-	-	24	-	-	-	-	-	-	-	-	-	168	21.0	
1946-47	18	134	-	-	-	-	87	-	-	-	-	-	-	-	-	-	-	355	19.7	
TOTALS	41	-	-	-	-	-	-	-	-	-	-	-	-	-	-	-	-	848	20.7	
DRUMMOND, ANDRE	2011-12	34	157	292	53.8	0	2	0.0	26	88	29.5	257	7.6	15	52	92	28	967	340	10.0
BE	18	88	175	50.3	0	2	0.0	13	46	28.3	155	8.6	11	32	46	15	552	189	10.5	
DUBE, ROBERT	1953-54	19	9	-	-	-	-	5	-	-	-	-	-	-	-	-	-	23	1.2	
1954-55	23	20	57	35.1	-	-	-	12	24	50.0	33	1.5	-	-	-	-	-	52	2.3	
1955-56	21	15	-	-	-	-	-	5	-	-	-	-	-	-	-	-	-	35	1.7	
TOTALS	63	44	-	-	-	-	-	22	-	-	-	-	-	-	-	-	-	110	1.7	
DUFFY, JOHN (MGR)	1951-52																			
DUFFY, LEO	1929-30																			
DULIN, ROBERT J.	1978-79	26	74	136	54.4	-	-	54	67	80.6	21	0.8	65	-	-	23	545	202	7.8	
1979-80	29	135	260	52.3	-	-	-	57	76	75.0	48	1.7	124	-	-	83	938	329	11.3	
BE	6	22	40	55.0	-	-	-	15	21	71.4	11	1.8	28	20	0	20	213	59	9.8	
1980-81	29	69	143	48.3	-	-	-	43	47	51.5	38	1.3	91	59	0	52	759	181	6.2	
BE	14	23	53	43.4	-	-	-	14	15	93.3	14	1.0	52	21	0	34	372	60	4.3	
TOTALS	84	278	539	51.6	-	-	-	154	190	81.0	107	1.3	280	-	-	158	2242	712	8.5	
BE	20	45	93	48.4	-	-	-	29	36	80.6	25	1.3	80	41	0	54	585	119	6.0	
DUNN (MGR)	1935-36																			
DURHAM, JUAN	2016-17	28	20	41	48.8	2	2	100.0	3	8	37.5	43	1.5	7	7	9	3	233	45	1.6
AAC	15	14	27	51.9	1	1	100.0	2	4	50.0	26	1.7	5	5	2	2	135	31	2.1	
DYSON, JEROME	2006-07	31	131	363	36.1	44	135	32.6	123	171	71.9	113	3.6	65	66	11	58	943	429	13.8
BE	16	64	190	33.7	27	78	34.6	73	98	74.5	59	3.7	34	38	8	23	516	228	14.3	
2007-08	24	93	225	41.3	27	83	32.5	86	106	81.1	86	3.6	48	65	16	42	648	299	12.5	
BE	11	36	82	43.9	10	32	31.3	31	37	83.8	28	2.5	18	31	7	23	281	113	10.3	
2008-09	24	104	255	40.8	24	69	34.8	84	116	72.4	98	4.1	76	49	8	44	703	316	13.2	
BE	12	39	115	33.9	10	31	32.3	39	55	70.9	45	3.8	32	26	5	24	336	127	10.6	
2009-10	34	195	499	29.1	40	137	29.2	156	218	71.6	146	4.3	144	132	21	44	1143	586	17.2	
BE	18	99	253	39.1	15	66	22.7	73	100	73.0	74	4.1	78	71	10	20	624	286	15.9	
TOTALS	113	523	1342	39.0	135	424	31.8	449	611	73.5	443	3.9	333	312	56	188	3437	1630	14.4	
BE	57	238	640	37.2	62	207	30.0	216	290	74.5	206	3.6	162	166	30	90	1757	754	13.2	
EAVES, BENJAMIN	2006-07	11	0	4	0.0	0	0	0.0	1	2	50.0	6	0.5	0	1	0	25	1	0.1	
BE	4	0	2	0.0	0	0	0.0	0	0	0.0	0	0.0	0	0	0	7	0	0.0		
EBEL, WILLIAM	1950-51	25	98	311	31.5	-	-	59	106	55.6	219	8.8	18	-	-	-	-	255	10.2	
1951-52	27	74	243	30.5	-	-	-	28	55	51.0	216	8.0	22	-	-	-	-	176	6.5	
TOTALS	52	172	554	31.0	-	-	-	87	161	54.0	435	8.4	40	-	-	-	-	431	8.3	
ECONOMOU, GREG	1986-87	27	32	104	30.8	11	35	31.4	20	26	76.9	37	1.4	14	21	1	5	390	95	3.5
BE	15	24	75	32.0	10	28	35.7	10	14	71.4	17	1.1	7	2	0	10	239	68	4.5	
1987-88	20	21	56	37.5	10	31	32.3	10	11	90.9	13	0.7	8	4	0	5	146	62	3.1	
BE	10	6	18	33.3	1	11	27.3	1	1	100.0	1	0.1	1	0	0	2	39	16	1.6	
TOTALS	47	53	160	33.1	21	66	31.8	30	37	81.1	50	1.1	22	25	1	10	536	157	3.3	
BE	25	30	93	32.3	13	39	33.3	11	15	73.3	18	0.7	8	2	0	12	278	84	3.4	
EDDY, JOHN	1931-32, 1932-33																			
EDWARDS, GAVIN	2006-07	22	17	30	56.7	0	0	0.0	10	23	43.5	41	1.9	2	8	13	5	147	44	2.0
BE	10	2	6	33.3	0	0	0.0	2	7	28.6	14	1.4	1	6	5	0	44	6	0.6	
2007-08	31	33	60	55.0	0	0	0.0	23	30	76.7	51	1.6	7	17	10	10	244	89	2.9	
BE	16	15	32	46.9	0	0	0.0	13	17	76.5	23	1.4	4	7	7	3	122	43	2.7	
2008-09	36	51	80	63.8	0	0	0.0	35	47	74.5	107	3.0	12	23	27	13	422	137	3.8	
BE	18	21	35	60.0	0	0	0.0	13	17	76.5	41	2.3	1	10	10	5	174	55	3.1	
2009-10	34	132	223	59.2	0	1	0.0	97	124	78.2	221	6.5	26	62	69	26	1034	361	10.6	
BE	18	66	125	52.8	0	0	0.0	56	73	76.7	124	6.9	15	36	24	12	549	188	10.4	
TOTALS	123	233	393	59.3	0	1														

ALL-TIME LETTERWINNERS

NAME	G	FG	FGA	PCT	3FG	3FGA	PCT	FT	FTA	PCT	REB	AVG	A	T	B	S	MIN	PTS	AVG
GAFFNEY, JALEN																			
2019-20	31	38	113	33.6	14	53	26.4	30	39	76.9	38	1.2	66	36	0	19	593	120	3.9
AAC	18	28	85	32.9	10	42	23.8	26	32	81.3	30	1.7	45	27	0	18	430	92	5.1
GAGNE, MARTY																			
2005-06	4	0	3	0.0	0	1	0.0	0	0	0.0	0	0.0	0	2	0	0	5	0	0.0
2006-07	6	1	2	50.0	0	2	50.0	0	0	0.0	2	0.3	0	1	0	0	8	3	0.5
TOTALS	10	1	5	20.0	1	3	33.3	0	0	0.0	2	0.2	0	3	0	0	13	3	0.3
GAMBLE, PHIL																			
1985-86	28	126	323	39.0	-	-	-	44	75	58.7	108	3.9	55	62	1	19	891	296	10.6
BE	16	73	193	37.8	-	-	-	29	49	59.2	68	4.3	34	10	1	35	502	175	10.9
1986-87	16	68	176	38.6	9	27	33.3	33	53	62.3	75	4.7	37	44	1	17	560	178	11.1
BE	7	37	83	44.6	5	16	31.3	33	23	56.5	36	5.1	14	4	0	23	238	92	13.1
1987-88	34	179	392	45.7	76	182	41.8	75	93	80.6	134	3.9	62	68	6	32	1137	509	15.0
BE	16	72	183	39.3	37	105	35.2	26	36	72.2	74	4.6	20	16	4	26	563	207	12.9
1988-89	31	139	337	41.2	56	138	40.6	54	77	70.1	108	3.5	50	42	6	32	947	388	12.5
BE	16	67	179	37.4	21	63	33.3	28	40	70.0	51	3.2	20	21	4	25	496	183	11.4
TOTALS	109	512	1228	41.7	-	-	-	206	298	69.1	425	3.9	204	216	14	100	3535	1371	12.6
BE	55	249	638	39.0	63	184	34.2	96	148	64.9	229	4.2	88	51	9	109	1799	657	12.0
GARNER, HAROLD																			
1950-51	22	19	55	34.6	-	-	-	15	20	75.0	34	1.6	6	-	-	-	-	53	2.4
1951-52	4	2	11	18.2	-	-	-	1	3	33.3	5	1.3	3	-	-	-	-	5	1.3
1952-53	21	44	135	32.6	-	-	-	57	93	61.4	65	3.1	-	-	-	-	-	145	6.9
TOTALS	47	65	201	32.8	-	-	-	73	116	62.9	104	2.2	-	-	-	-	-	203	4.3
GARRISON, ROB																			
2005-06	17	11	29	37.9	1	7	14.3	9	12	75.0	13	0.8	35	16	1	4	152	32	1.9
BE	5	2	2	100.0	0	0	0.0	1	2	50.0	1	0.2	1	0	0	0	13	5	1.0
2006-07	12	2	2	50.0	0	1	0.0	4	4	100.0	6	0.5	6	3	0	0	27	8	0.7
BE	3	0	0	0.0	0	0	0.0	2	0	0.0	2	0.7	1	0	0	0	4	0	0.0
TOTALS	29	13	34	38.2	1	8	12.5	13	16	81.3	19	0.7	41	19	1	4	179	40	1.4
BE	8	2	2	100.0	0	0	0.0	1	2	50.0	3	0.4	2	0	0	0	17	5	0.6
GARRY, MATT																			
2019-20	6	0	0	0.0	0	0	0.0	0	4	0.0	0	0.0	0	0	0	0	8	0	0.0
AAC	1	0	0	0.0	0	0	0.0	0	0	0.0	0	0.0	0	0	0	0	1	0	0.0
GATES, ERNEST																			
1948-49	23	39	164	23.8	-	-	-	20	30	66.7	-	-	-	-	-	-	-	98	4.2
1949-50	24	55	218	25.2	-	-	-	45	58	77.5	-	-	-	-	-	-	-	155	6.2
1950-51	25	70	245	28.6	-	-	-	54	86	62.8	67	2.7	60	-	-	-	-	194	7.7
TOTALS	72	164	627	26.2	-	-	-	119	174	68.4	-	-	-	-	-	-	-	447	6.2
GAY, RUDY																			
2004-05	31	132	286	46.2	28	60	46.7	75	106	70.8	168	5.4	48	61	59	25	893	367	11.8
BE	16	69	142	48.6	14	37	40.5	44	59	74.6	89	5.6	31	29	27	12	471	197	12.3
2005-06	33	187	406	46.1	28	88	31.8	101	138	73.2	210	6.4	68	82	52	58	1015	503	15.2
BE	16	86	185	46.5	13	40	32.5	45	65	69.2	108	6.8	32	40	24	22	498	230	14.4
TOTALS	64	319	692	46.1	56	148	37.8	176	244	72.1	378	5.9	116	143	111	83	1908	870	13.6
BE	32	155	327	47.4	28	77	36.4	89	124	71.8	197	6.2	63	69	51	34	969	427	13.3
GEORGE, C. TATE																			
1986-87	26	91	247	36.8	10	29	34.5	69	89	77.5	93	3.6	156	68	9	35	962	261	10.0
BE	16	61	150	46.7	6	17	35.3	47	57	82.5	49	3.1	78	19	6	36	569	175	10.9
1987-88	34	115	230	50.0	9	23	39.1	98	118	83.1	99	2.9	190	77	5	44	1111	337	9.9
BE	16	56	112	50.0	6	12	50.0	45	50	90.0	39	2.4	62	11	2	38	532	163	10.2
1988-89	31	77	178	43.3	2	10	20.0	69	91	75.8	104	3.4	152	71	5	48	863	225	7.3
BE	16	37	89	41.6	0	6	0.0	35	47	74.5	46	2.9	76	25	2	35	474	109	6.8
1989-90	37	160	334	47.9	16	53	30.2	88	121	72.7	131	3.5	179	77	10	74	1090	424	11.5
BE	16	63	143	44.1	8	23	34.8	45	64	70.3	57	3.6	61	37	7	36	481	179	11.2
TOTALS	128	443	989	44.8	37	115	32.2	324	419	77.3	427	3.3	677	293	29	201	4026	1247	9.7
BE	64	217	494	43.9	20	58	34.5	172	218	79.8	191	3.0	272	92	17	145	2056	626	9.8
GIBBS, STERLING																			
2015-16	36	125	323	38.7	79	204	38.7	112	131	85.5	78	2.2	83	57	1	33	1185	441	12.3
AAC	18	61	159	38.4	43	102	42.2	54	63	85.7	37	2.1	41	25	1	13	602	219	12.2
GIFFEY, NIELS																			
2010-11	41	31	77	40.3	11	34	32.4	17	21	81.0	56	1.4	18	31	4	9	404	90	2.2
BE	18	10	28	35.7	5	14	35.7	7	0	0.0	19	1.1	6	11	1	3	140	25	1.4
2011-12	30	25	56	44.6	9	21	42.9	19	24	79.2	45	1.5	13	13	5	10	350	78	2.6
BE	16	15	35	42.9	6	14	42.9	9	10	90.0	23	1.4	5	6	2	3	197	45	2.8
2012-13	28	45	108	41.7	10	34	29.4	36	41	87.8	100	3.6	16	22	9	26	587	136	4.9
BE	16	28	69	40.6	6	19	31.6	26	30	86.7	65	4.1	10	15	4	18	358	88	5.5
2013-14	40	115	213	54.0	58	120	48.3	48	66	72.7	153	3.8	32	36	19	28	987	336	8.4
AAC	18	45	93	48.4	23	56	41.1	20	30	66.7	58	3.2	19	11	9	11	442	133	7.4
TOTALS	139	216	454	47.6	88	209	42.1	120	152	78.9	354	2.5	79	102	37	73	2328	640	4.6
BE	50	53	132	40.2	47	47	36.2	35	40	87.5	107	2.1	21	32	7	24	695	158	3.2
AAC	18	45	93	48.4	23	56	41.1	20	30	66.7	58	3.2	19	11	9	11	442	133	7.4
GILBERT, ALTERIQUE																			
2016-17	3	11	22	50.0	2	9	22.2	7	10	70.0	10	3.3	6	4	0	7	87	31	10.3
(Injured, missed final 30 games of season)																			
2017-18	6	19	60	31.7	5	22	22.7	11	20	55.0	24	4.0	17	9	2	7	167	54	9.0
(Injured, missed final 26 games of season)																			
2018-19	25	106	278	38.1	42	125	33.6	62	80	77.5	73	2.9	91	58	3	33	737	316	12.6
AAC	12	53	151	35.1	17	69	24.6	31	38	81.6	33	2.8	37	27	3	12	372	154	12.8
2019-20	30	84	243	34.6	34	107	31.8	53	79	67.1	77	2.6	113	70	3	13	817	255	8.5
AAC	17	44	117	37.6	19	52	36.5	19	32	59.4	42	2.5	52	38	3	15	455	126	7.

ALL-TIME LETTERWINNERS

NAME	G	FG	FGA	PCT	3FG	3FGA	PCT	FT	FTA	PCT	REB	AVG	A	T	B	S	MIN	PTS	AVG
HENRY, KEN																			
1983-84	22	21	46	45.7	-	-	-	9	13	69.2	31	1.4	4	8	3	1	154	51	2.3
BE	11	6	21	28.6	-	-	-	1	3	33.3	15	1.4	3	1	2	5	74	13	1.2
1984-85	6	6	13	46.2	-	-	-	3	6	50.0	11	1.8	1	6	0	0	65	15	2.5
TOTALS	28	27	59	45.8	-	-	-	12	19	63.2	42	1.5	5	14	3	1	219	66	2.4
HERBERT, EDWARD																			
1945-46	7	2	-	-	-	-	-	2	-	-	-	-	-	-	-	-	6	0.8	-
HERR, JOHN (MGR) 1952-53																			
HESFORD, DANIEL																			
1963-64	27	54	145	37.2	-	-	-	35	57	61.4	107	4.0	-	-	-	-	143	5.3	-
1964-65	26	116	256	45.3	-	-	-	42	61	68.9	188	7.2	-	-	-	-	274	10.6	-
1965-66	24	61	135	45.2	-	-	-	39	58	67.3	125	5.2	-	-	-	-	161	6.9	-
TOTALS	77	231	536	43.1	-	-	-	116	176	65.9	420	5.5	-	-	-	-	578	7.5	-
HICKEY, WILLIAM 1944-45																			
HOAGLAND, PHILLIP A.																			
1968-69	6	0	3	0.0	-	-	-	1	2	50.0	7	1.1	-	-	-	-	1	0.2	-
1969-70	21	17	40	42.4	-	-	-	31	37	83.8	46	2.2	12	-	-	-	65	3.1	-
1970-71	24	30	59	50.8	-	-	-	34	49	69.4	79	3.3	17	-	-	-	94	3.9	-
TOTALS	51	47	102	46.1	-	-	-	66	88	75.0	132	2.6	-	-	-	-	160	3.1	-
HOBBS, KARL																			
1980-81	29	67	147	45.6	-	-	-	48	61	78.7	44	1.5	136	91	3	37	747	182	6.3
BE	14	32	68	47.1	-	-	-	27	32	84.4	18	1.3	69	13	2	47	376	91	6.5
1981-82	28	51	104	49.0	-	-	-	41	53	77.4	33	1.2	106	60	5	41	747	143	5.1
BE	14	22	50	44.0	-	-	-	23	27	85.2	17	1.2	54	19	3	31	412	67	4.8
1982-83	28	124	233	53.2	-	-	-	82	99	82.8	46	1.6	114	95	2	47	863	330	11.8
BE	16	67	140	47.9	-	-	-	49	61	80.3	29	1.8	56	24	1	56	508	183	11.4
1983-84	28	93	224	41.5	-	-	-	59	77	76.6	62	2.2	178	75	3	37	979	245	8.8
BE	16	52	131	39.7	-	-	-	28	37	75.7	35	2.2	96	18	1	43	564	132	8.3
TOTALS	113	335	708	47.3	-	-	-	230	290	79.3	185	1.6	534	321	13	162	3336	900	8.0
BE	60	173	389	44.5	-	-	-	127	157	80.9	99	1.7	275	74	7	177	1860	473	7.9
HOLOWATY, WILLIAM P.																			
1964-65	20	44	111	36.4	-	-	-	13	23	56.5	94	4.7	-	-	-	-	101	5.1	-
1965-66	23	67	146	45.9	-	-	-	16	27	59.3	130	5.7	-	-	-	-	150	6.5	-
1966-67	24	87	187	46.5	-	-	-	47	69	68.1	195	8.1	-	-	-	-	221	9.2	-
TOTALS	67	198	44	44.6	-	-	-	76	119	63.7	419	6.3	-	-	-	-	472	7.0	-
HOOD, JAMES (MGR) 1959-60																			
HORNAT, ALEX																			
2007-08	2	0	0	0.0	0	0	0.0	0	0	0.0	0	0.0	0	0	0	0	0	0	0.0
2008-09	2	0	0	0.0	0	0	0.0	0	0	0.0	0	0.0	0	0	0	0	0	0	0.0
2009-10	2	0	0	0.0	0	0	0.0	0	0	0.0	0	0.0	0	0	0	0	0	0	0.0
BE	1	0	0	0.0	0	0	0.0	0	0	0.0	0	0.0	0	0	0	0	0	0	0.0
TOTALS	6	0	0	0.0	0	0	0.0	0	0	0.0	0	0.0	0	0	0	0	0	0	0.0
BE	1	0	0	0.0	0	0	0.0	0	0	0.0	0	0.0	0	0	0	0	0	0	0.0
HRUBALA, RONALD R.																			
1968-69	23	145	351	41.4	-	-	-	81	126	64.3	246	10.3	-	-	-	-	371	16.1	-
1969-70	23	108	267	40.4	-	-	-	55	83	66.3	269	11.7	19	-	-	-	271	11.8	-
1970-71	24	110	261	42.1	-	-	-	52	83	62.7	261	10.9	14	-	-	-	272	11.3	-
TOTALS	70	363	879	41.3	-	-	-	188	292	64.4	776	11.1	-	-	-	-	914	13.1	-
HULTEEN, WILLIAM H.																			
1960-61	20	15	33	45.5	-	-	-	13	18	72.2	36	1.8	-	-	-	-	43	2.2	-
1961-62	9	6	24	24.0	-	-	-	3	6	50.0	22	2.4	-	-	-	-	15	1.7	-
1962-63	19	18	52	36.7	-	-	-	19	24	79.2	47	2.5	-	-	-	-	55	2.9	-
TOTALS	48	39	109	35.8	-	-	-	35	48	72.9	105	2.2	-	-	-	-	113	2.4	-
HYMAN, J. 1929-30																			
IERARDI, RICHARD (MGR) 1983-84, 1984-85, 1985-86, 1986-87, 1987-88																			
INAYATKIN, RUSLAN V.																			
1994-95	13	4	10	40.0	0	0	0.0	0	0	0.0	10	0.8	2	2	3	3	30	8	0.6
BE	6	1	2	50.0	0	0	0.0	0	0	0.0	2	0.3	0	1	0	1	7	2	0.3
1995-96	27	20	41	48.8	1	2	50.0	14	23	60.9	26	1.0	4	14	1	4	160	55	2.0
BE	12	7	17	41.2	1	1	100.0	3	4	75.0	8	0.7	0	3	0	1	49	18	1.5
1996-97	14	3	11	27.3	0	0	0.0	2	5	40.0	9	0.6	1	7	4	4	75	8	0.6
BE	3	1	1	100.0	0	0	0.0	2	4	50.0	3	1.0	0	2	1	1	32	4	1.3
TOTALS	54	27	62	43.5	1	3	33.3	16	28	57.1	45	0.8	7	23	8	11	265	71	1.3
BE	21	9	20	45.0	1	1	100.0	5	8	62.5	13	0.6	0	6	1	3	88	24	1.1
ITHIER, VICENTE																			
1982-83	17	16	27	59.3	-	-	-	5	15	33.3	11	0.7	8	7	2	8	99	37	2.2
BE	11	14	23	60.9	-	-	-	5	13	38.5	11	1.0	8	6	1	7	92	33	3.0
1983-84	21	12	44	27.6	-	-	-	10	18	55.6	13	0.6	23	9	1	8	145	34	1.6
BE	14	11	36	30.6	-	-	-	7	11	63.6	4	0.3	12	6	4	89	29	2.1	
TOTALS	38	28	71	39.4	-	-	-	15	33	45.5	24	0.6	31	16	3	16	244	71	1.8
BE	25	25	59	42.4	-	-	-	12	24	50.0	15	0.6	20	12	1	11	181	62	2.5
JACKSON, VANCE																			
2016-17	32	79	193	40.9	50	126	39.7	50	74	67.6	123	3.8	44	42	5	10	835	258	8.1
AAC	17	48	103	46.6	30	62	48.4	23	36	63.9	74	4.4	27	29	4	7	491	149	8.8
JAMES, TREY																			
2012-13	2	0	0	0.0	0	0	0.0	0	0	0.0	0	0.0	0	0	0	0	0	0	0.0
BE	1	0	0	0.0	0	0	0.0	0	0	0.0	0	0.0	0	0	0	0	0	0	0.0
JANIGA, THADDEUS 1935-36, 1936-37, 1937-38																			
JASKIEWICZ, LEONARD																			
1945-46	9	27	-	-	-	-	-	13	-	-	-	-	-	-	-	-	67	7.4	-
1946-47	4	1	-	-	-	-	-	0	-	-	-	-	-	-	-	-	2	0.5	-
TOTALS	13	28	-	-	-	-	-	13	-	-	-	-	-	-	-	-	69	5.3	-
JASKILKA, SAMUEL 1940-41, 1941-42																			
JESTER, RICHARD 1942-43																			
JOHNSON, ALBERT L. JR.																			
1976-77	23	4	22	18.2	-	-	-	5	9	55.6	18	0.6	2	-	-	-	13	0.6	-
1977-78	23	23	51	45.1	-	-	-	3	6	50.0	34	1.5	11	-	-	-	49	2.1	-
1978-79	10	3	6	50.0	-	-	-	0	0	0.0	3	0.3	0	-	-	-	1	0.3	-
TOTALS	56	30																	

ALL-TIME LETTERWINNERS

NAME	G	FG	FGA	PCT	3FG	3FGA	PCT	FT	FTA	PCT	REB	AVG	A	TO	B	S	MIN	PTS	AVG	
KING, KIRKLAND M.																				
1993-94	32	22	49	44.9	0	0	0.0	4	15	26.7	78	2.4	8	18	15	7	214	48	1.5	
BE	18	3	8	37.5	0	0	0.0	1	4	25.0	15	0.8	5	7	3	2	70	7	0.4	
1994-95	33	44	86	51.2	0	1	0.0	17	24	70.8	90	2.7	6	22	11	9	334	105	3.2	
BE	18	24	49	49.0	0	1	0.0	12	14	85.7	44	2.4	4	10	5	4	186	60	3.3	
1995-96	35	142	247	57.5	0	0	0.0	62	90	68.9	219	6.3	34	51	56	12	893	346	9.9	
BE	18	80	132	60.6	0	0	0.0	40	53	75.5	115	6.4	22	22	34	6	501	200	11.1	
1996-97	14	65	133	48.9	0	3	0.0	35	50	70.0	107	7.6	16	31	7	4	413	165	11.8	
BE	6	26	57	45.6	0	3	0.0	10	14	71.4	43	7.2	7	17	13	2	180	62	10.3	
TOTALS	114	273	513	53.0	0	4	0.0	118	179	65.9	494	4.3	64	126	113	35	1854	664	5.8	
BE	60	133	246	54.1	0	4	0.0	63	85	74.1	217	3.6	38	56	55	14	937	329	5.5	
KLAIHER, ANTRIC																				
1995-96	7	41	17.1	1	4	25.0	7	16	43.8	47	1.7	6	14	7	4	160	22	0.8		
BE	15	4	10	40.0	1	1	1.000	1	5	20.0	12	0.8	1	7	1	2	54	10	0.7	
1996-97	32	34	63	54.0	0	0	0.0	24	50	48.0	84	2.6	5	24	14	12	441	92	2.9	
BE	17	17	29	58.6	0	0	0.0	14	23	60.9	35	2.1	2	12	7	10	225	48	2.8	
1997-98	32	38	66	57.6	0	1	0.0	19	27	70.4	87	2.7	9	39	25	11	431	95	3.0	
BE	14	15	22	68.2	0	0	0.0	8	13	61.5	35	2.5	3	22	11	6	169	38	2.7	
1998-99	23	5	17	29.4	0	1	0.0	5	8	62.5	22	1.0	2	8	4	2	74	15	0.7	
BE	11	2	7	28.6	0	0	0.0	4	6	66.7	15	1.4	1	6	3	2	42	8	0.7	
TOTALS	115	84	187	44.9	1	6	1.00	55	101	54.5	240	2.1	22	85	50	29	1106	224	2.0	
BE	57	38	68	55.9	1	1	1.00	27	47	57.4	97	1.7	7	47	22	20	490	104	1.8	
KLECKNER, MELVIN																				
1950-51	24	26	91	28.5	-	-	-	16	37	43.2	95	4.0	19	-	-	-	-	68	2.8	
1951-52	25	29	91	31.9	-	-	-	17	36	47.3	94	3.6	11	-	-	-	-	75	3.0	
1952-53	21	65	169	38.4	-	-	-	60	105	57.1	142	6.8	-	-	-	-	-	190	9.0	
TOTALS	70	120	351	34.2	-	-	-	93	178	52.2	331	4.7	-	-	-	-	-	333	4.8	
KLUCZWSKI, DAVID (MGR) 2002-03																				
KNECHT, GERALD (MGR) 2002-03																				
KNIGHT, TRAVIS J.																				
1992-93	24	29	63	46.0	0	5	0.0	11	27	40.7	61	2.5	9	27	23	6	278	69	2.9	
BE	14	21	33	63.6	0	4	0.0	6	13	46.2	28	2.0	7	16	8	5	151	48	3.4	
1993-94	33	36	82	43.9	0	0	0.0	9	18	50.1	97	2.9	24	21	32	13	391	81	2.5	
BE	17	21	42	50.0	0	0	0.0	6	10	60.0	51	3.0	14	8	17	5	201	48	2.8	
1994-95	33	129	231	55.8	0	0	0.0	41	63	65.1	272	8.2	38	54	56	29	768	299	9.1	
BE	18	73	123	59.3	0	0	0.0	24	32	75.0	150	8.3	20	29	29	19	436	170	9.4	
1995-96	34	126	242	52.1	0	0	0.0	59	85	69.4	177	9.3	71	77	68	24	948	311	9.1	
BE	18	60	117	51.3	0	0	0.0	30	44	68.2	161	8.9	30	51	39	12	522	150	8.3	
TOTALS	124	320	618	51.8	0	0	0.0	120	193	62.2	747	6.0	142	179	179	72	2385	760	6.1	
BE	67	175	315	55.6	0	4	0.0	66	99	66.7	390	5.8	71	104	93	41	1310	416	6.2	
KOSIKOWSKI, FRANK 1936-37, 1937-38, 1938-39																				
KOSKI, STEPHEN																				
1968-69	15	55	120	45.8	-	-	-	12	31	38.7	135	9.0	-	-	-	-	-	122	8.1	
1969-70	20	27	67	40.3	-	-	-	17	27	63.0	69	3.5	9	-	-	-	-	71	3.6	
TOTALS	35	82	187	43.9	-	-	-	29	58	50.0	204	5.8	-	-	-	-	-	193	5.5	
KREUSSER, JOHN F.																				
1975-76	6	4	9	44.4	-	-	-	2	3	66.7	5	0.9	1	-	-	-	-	10	1.7	
1976-77	7	1	2	50.0	-	-	-	2	2	100.0	3	0.4	1	-	-	-	-	4	0.6	
TOTALS	13	5	11	45.5	-	-	-	4	5	80.0	8	6.15	2	-	-	-	-	14	1.1	
KROMAH, LASAN																				
2013-14	40	90	207	43.5	21	62	33.9	42	61	68.9	107	2.7	46	51	14	45	897	243	6.1	
AAC	18	48	113	42.5	10	36	27.8	29	43	67.4	65	3.6	24	27	11	22	494	135	7.5	
KUCZENSKI, BRUCE																				
1979-80	29	52	115	45.2	-	-	-	43	61	70.5	107	3.7	17	-	-	-	-	19	473	147
BE	6	10	19	52.6	-	-	-	8	11	72.7	18	3.0	3	4	1	2	91	28	4.7	
1980-81	29	30	51	58.8	-	-	-	28	37	75.7	63	2.2	15	22	14	6	317	88	3.0	
BE	14	12	23	52.2	-	-	-	5	11	45.5	21	1.5	6	0	1	8	114	30	2.1	
1981-82	28	38	91	41.8	-	-	-	27	46	58.7	93	3.3	10	26	13	8	474	103	3.7	
BE	14	13	37	35.1	-	-	-	11	15	73.3	33	2.4	6	2	6	9	206	37	2.6	
1982-83	28	105	241	43.6	-	-	-	63	81	77.8	189	6.8	26	64	24	27	826	273	9.8	
BE	16	79	166	47.6	-	-	-	40	49	81.6	121	7.6	15	14	13	33	515	198	12.4	
TOTALS	114	225	498	45.2	-	-	-	161	225	71.6	452	4.0	68	-	-	-	63	2090	611	5.4
BE	50	114	245	46.5	-	-	-	64	86	74.4	193	3.9	30	20	21	52	926	293	5.9	
LAMB, JEREMY																				
2010-11	41	182	374	48.7	46	125	36.8	47	59	79.7	183	4.5	66	52	25	35	1140	457	11.1	
BE	18	80	174	46.0	21	64	32.8	13	17	76.5	78	4.3	32	21	6	17	532	194	10.8	
2011-12	34	217	454	47.8	71	211	33.6	98	121	81.0	166	4.9	58	68	21	42	1266	603	17.7	
BE	18	105	229	45.9	32	112	28.6	54	66	81.8	90	5.0	31	33	9	15	660	296	16.4	
TOTALS	75	399	828	48.2	117	336	34.8	145	180	80.6	349	4.7	124	120	46	77	2406	1060	14.1	
BE	36	185	403	45.9	53	176	30.1	67	83	80.7	168	4.7	63	54	15	32	1192	490	13.6	
LAMMI, KIEFER																				
2012-13	2	0	1	0.0	0	1	0.0	0	0	0.0	1	0.5	0	0	0	1	2	0	0.0	
BE	2	0	1	0.0	0	1	0.0	0	0	0.0	1	0.5	0	0	0	1	2	0	0.0	
LAMOUREAUX, EUGENE 1929-30																				
LAMSON, ARROLL L. 1931-32, 1932-33																				
LANES, VASSILIS																				
1987-88	5	5	6	83.3	0	0	0.0	1	2	50.0	3	0.6	0	3	0	0	13	11	2.2	
LARRIER, TERRY (played 2014-15 at Virginia Commonwealth)																				
2016-17*	4	21	43	48.8	4	13	30.8	8	13	61.5	20	5.0	7	8	2	1	106	54	13.5	
<i>(injured in fourth game of season)</i>																				
2017-18**	29	148	372	39.8	51	135	37.8	56	71	78.9	138	4.8	25	69	7	20	987	403	13.9	
AAC	15	72	181	39.8	30	74	40.5	25	32	78.1	65	4.3	17	34	2	11	515	199	13.3	
TOTALS	33	169	415	40.7	34	87	39.1	64	84	76.2	158	4.8	32	77	9	21	1093	457	13.8	
AAC	15	72	181	39.8	30	74	40.5	25	32	78.1	65	4.3	17	34	2	11	515	199	13.3	
* 4 games vacated; official NCAA total 0 games played																				
** 28 games vacated; official NCAA total 1 game played (3/8/18 vs. SMU)																				
LAVIGNE, RANDALL J.																				
1975-76																				

ALL-TIME LETTERWINNERS

NAME	G	FG	FGA	PCT	3FG	3FGA	PCT	FT	FTA	PCT	REB	AVG	A	T	B	S	MIN	PTS	AVG	
MARSHALL, DONNY	27	17	46	37.0	0	0	0.0	17	24	70.8	43	1.6	10	12	0	10	241	51	1.9	
1991-92	27	17	46	37.0	0	0	0.0	17	24	70.8	43	1.6	10	12	0	10	241	51	1.9	
BE	17	7	26	26.9	0	0	0.0	11	14	78.6	23	1.4	7	5	0	9	143	25	1.5	
1992-93	28	81	174	46.6	1	3	33.3	54	71	76.1	118	4.2	31	54	4	32	677	217	7.8	
BE	18	54	119	45.4	1	3	33.3	30	40	75.0	70	3.9	23	18	1	36	454	139	7.7	
1993-94	34	152	294	51.7	23	64	35.9	96	124	77.4	186	5.5	44	76	8	48	1001	423	12.4	
BE	18	78	165	47.3	17	41	41.5	47	57	82.5	103	5.7	24	27	3	49	574	220	12.2	
1994-95	32	173	379	45.6	24	92	26.1	136	164	82.9	187	5.8	44	72	5	37	977	506	15.8	
BE	17	85	187	45.5	14	51	27.5	57	66	86.4	94	5.5	22	13	2	45	521	241	14.2	
TOTALS	121	423	893	47.4	48	159	30.2	303	383	79.1	534	4.4	129	214	17	127	2896	1197	9.9	
BE	70	224	497	45.1	32	95	33.7	145	177	81.9	290	4.1	76	63	6	139	1692	625	8.9	
MARSHALL, DONVELL	30	125	295	42.4	15	62	24.2	69	93	74.2	183	6.1	45	84	78	31	806	334	11.1	
1991-92	30	125	295	42.4	15	62	24.2	69	93	74.2	183	6.1	45	84	78	31	806	334	11.1	
BE	18	69	159	43.4	7	32	21.9	51	61	83.6	94	5.2	24	20	44	46	472	196	10.9	
1992-93	27	166	332	50.0	20	54	37.0	107	129	82.9	210	7.8	30	59	56	39	854	459	17.0	
BE	18	104	214	48.6	16	37	43.2	81	95	85.3	152	8.4	21	22	41	38	599	305	16.9	
1993-94	34	107	200	53.3	11	32	34.4	200	266	75.2	302	8.9	56	9	111	43	1157	855	25.1	
BE	18	159	320	48.2	26	82	31.7	118	157	75.2	160	8.9	29	21	56	53	656	462	25.7	
TOTALS	91	598	1227	48.7	76	248	30.6	376	488	77.0	695	7.6	131	152	245	113	2817	1648	18.1	
BE	54	332	703	47.2	49	151	32.5	250	313	79.9	406	7.5	74	63	141	137	1727	963	17.8	
MARTIN, ARTHUR	1943-43																			
MARTIN, EDWARD J.	24	47	110	42.7	-	-	-	32	69	46.5	146	6.1	-	-	-	-	-	126	5.3	
1957-58	24	47	110	42.7	-	-	-	32	69	46.5	146	6.1	-	-	-	-	-	126	5.3	
BE	23	101	279	36.2	-	-	-	45	70	64.3	277	12.1	-	-	-	-	-	247	10.7	
1958-59	26	61	207	29.5	-	-	-	43	101	42.6	279	10.7	-	-	-	-	-	165	6.3	
BE	26	61	207	29.5	-	-	-	43	101	42.6	279	10.7	-	-	-	-	-	165	6.3	
TOTALS	73	209	596	35.1	-	-	-	120	240	50.0	702	9.6	-	-	-	-	-	538	7.4	
MASON, CLIFFORD	1931-32, 1932-33																			
MATZKIN, H.	1936-37																			
MCCANN, PETE	2	0	1	0.0	0	1	0.0	0	0	0.0	0	0.0	1	0	0	0	4	0	0.0	
1996-97	2	0	1	0.0	0	1	0.0	0	0	0.0	0	0.0	1	0	0	0	4	0	0.0	
MCCLOUD, WILLIE	34	72	140	51.4	0	0	0.0	28	45	62.2	109	3.2	28	31	5	19	611	172	5.1	
1987-88	34	72	140	51.4	0	0	0.0	28	45	62.2	109	3.2	28	31	5	19	611	172	5.1	
BE	16	31	66	47.0	0	0	0.0	16	21	76.2	44	2.8	7	10	3	13	299	78	4.9	
1988-89	30	51	107	47.7	0	0	0.0	36	50	72.0	106	3.5	13	27	11	30	557	138	4.6	
BE	16	36	78	46.2	0	0	0.0	18	21	85.7	68	4.3	13	21	7	17	361	90	5.6	
1990-91	30	51	107	47.7	0	0	0.0	36	50	72.0	106	3.5	13	27	11	30	557	138	4.6	
BE	16	36	78	46.2	0	0	0.0	18	21	85.7	68	4.3	13	21	7	17	361	90	5.6	
TOTALS	64	123	247	49.8	0	0	0.0	64	95	67.4	215	3.4	41	58	16	49	1168	310	4.8	
BE	32	67	144	46.5	0	0	0.0	34	42	81.0	112	3.5	20	31	10	30	660	168	5.3	
MCCROCKLIN, THOMAS	24	100	225	44.5	-	-	-	54	90	60.0	141	5.9	-	-	-	-	-	254	10.6	
1968-69	24	100	225	44.5	-	-	-	54	90	60.0	141	5.9	-	-	-	-	-	254	10.6	
BE	22	51	83	61.4	-	-	-	29	44	65.9	48	2.2	23	-	-	-	-	131	6.0	
1969-70	22	51	83	61.4	-	-	-	29	44	65.9	48	2.2	23	-	-	-	-	131	6.0	
TOTALS	46	151	308	49.0	-	-	-	83	134	61.9	189	4.1	-	-	-	-	-	385	8.4	
MCGINN, JOE (MGR)	1992-93, 1993-94, 1994-95																			
MCKAY, MICHAEL	28	169	397	42.6	-	-	-	106	149	71.1	150	5.4	73	-	-	-	29	933	444	15.9
1978-79	28	169	397	42.6	-	-	-	106	149	71.1	150	5.4	73	-	-	-	29	933	444	15.9
BE	18	113	237	47.7	-	-	-	118	159	74.2	153	5.3	67	-	-	-	25	989	448	16.7
1979-80	29	143	307	46.6	-	-	-	24	35	68.6	28	4.7	12	7	3	22	218	118	9.7	
BE	16	87	186	46.2	-	-	-	24	35	68.6	28	4.7	12	7	3	22	218	118	9.7	
1980-81	29	122	236	51.7	-	-	-	60	76	79.9	99	3.4	39	78	12	22	806	304	10.5	
BE	14	66	125	52.8	-	-	-	34	41	82.9	50	3.6	18	11	7	38	421	166	11.9	
1981-82	28	162	337	48.1	-	-	-	77	104	74.0	114	4.1	55	74	5	24	1001	401	14.3	
BE	14	78	169	46.2	-	-	-	47	66	71.2	54	3.9	24	13	0	30	521	203	14.5	
1982-83	28	162	337	48.1	-	-	-	77	104	74.0	114	4.1	55	74	5	24	1001	401	14.3	
BE	14	78	169	46.2	-	-	-	47	66	71.2	54	3.9	24	13	0	30	521	203	14.5	
TOTALS	114	636	1357	46.9	-	-	-	361	488	74.0	516	4.5	234	31	10	100	3729	1633	14.3	
BE	34	191	380	50.3	-	-	-	105	142	73.9	132	3.9	54	31	10	90	1160	487	14.3	
MCMAHON, KATHERINE (MGR)	2009-10, 2010-11, 2011-12																			
MCNEECE, THOMAS	13	4	12	33.3	-	-	-	2	6	33.3	11	0.8	-	-	-	-	-	10	1.8	
1965-66	13	4	12	33.3	-	-	-	2	6	33.3	11	0.8	-	-	-	-	-	10	1.8	
BE	16	8	24	33.3	-	-	-	12	24	50.0	7	0.4	-	-	-	-	-	28	1.8	
1966-67	16	8	24	33.3	-	-	-	12	24	50.0	7	0.4	-	-	-	-	-	28	1.8	
BE	29	12	36	33.3	-	-	-	14	30	46.7	18	0.6	-	-	-	-	-	38	1.3	
1967-68	29	12	36	33.3	-	-	-	14	30	46.7	18	0.6	-	-	-	-	-	38	1.3	
MCPADDEN, WILLIAM	1942-43																			
MELCHIONNA, JERRY (MGR)	1974-75, 1975-76, 1976-77																			
MELN, JOHN	13	12	20	60.0	-	-	-	0	2	0.0	12	1.0	-	-						

2020-21 UCONN MEN'S BASKETBALL / LETTERWINNER HISTORY

ALL-TIME LETTERWINNERS

NAME	G	FG	FGA	PCT	3FG	3FGA	PCT	FT	FTA	PCT	REB	AVG	A	TO	B	S	MIN	PTS	AVG
OLANDER, TYLER																			
2010-11	39	25	67	37.3	0	2	0.0	8	12	66.7	72	1.8	17	23	7	4	376	58	1.5
BE	17	4	15	26.7	0	1	0.0	4	6	66.7	17	1.0	3	7	1	0	124	12	0.7
2011-12	34	56	126	44.4	1	5	20.0	30	44	68.2	131	3.9	40	32	16	12	600	143	4.2
BE	18	23	55	45.4	0	3	0.0	15	20	75.0	53	2.9	14	14	6	6	267	61	3.4
2012-13	29	53	116	45.7	0	3	0.0	18	27	66.7	107	3.7	31	20	27	7	627	124	4.3
BE	17	31	59	52.5	0	1	0.0	11	17	64.7	61	3.6	17	7	8	4	384	73	4.3
2013-14	33	20	44	45.5	2	7	28.6	16	22	72.7	40	1.2	3	4	3	12	273	58	1.8
AAC	16	10	19	52.6	0	0	0.0	5	7	71.4	21	1.3	1	3	0	7	146	25	1.6
TOTALS	135	154	353	43.6	3	17	17.6	72	105	68.6	350	2.6	91	79	53	35	1787	383	2.8
BE	52	58	127	45.7	0	5	0.0	30	43	69.8	131	2.5	34	28	10	10	775	146	2.8
AAC	16	10	19	52.6	0	0	0.0	5	7	71.4	21	1.3	1	3	0	7	146	25	1.6
O'LEARY, WILLIAM																			
1955-56	22	17	-	-	-	-	-	8	-	-	-	-	-	-	-	-	-	42	1.9
1956-57	17	20	61	32.8	-	-	-	22	25	88.0	48	2.8	-	-	-	-	-	62	3.7
TOTALS	39	37	-	-	-	-	-	30	-	-	-	-	-	-	-	-	-	104	2.7
OLLIE, KEVIN J.																			
1991-92	29	17	45	37.8	0	0	0.0	28	39	71.8	23	0.8	40	31	2	13	294	62	2.1
BE	17	4	12	33.3	0	0	0.0	17	25	68.0	12	0.7	15	16	0	2	137	25	1.5
1992-93	28	69	176	39.2	1	9	11.1	81	109	74.32	64	2.3	158	69	2	27	864	220	7.9
BE	18	53	130	40.8	1	8	12.5	59	78	75.6	41	2.3	99	49	1	16	592	166	9.2
1993-94	34	73	155	47.1	2	10	20.0	71	97	73.2	83	2.4	209	85	1	23	973	219	6.4
BE	18	36	78	46.2	2	6	33.3	41	55	74.5	43	2.4	108	39	0	10	529	115	6.4
1994-95	33	112	222	50.5	13	42	31.0	87	108	80.6	82	2.5	212	84	2	44	1025	324	9.8
BE	18	62	120	51.7	6	21	28.6	46	57	80.7	45	2.5	107	48	1	23	568	176	9.8
TOTALS	124	271	598	45.3	16	61	26.2	267	353	75.6	231	1.9	619	269	7	107	3156	825	6.7
BE	71	155	340	45.6	9	35	25.7	163	215	75.8	141	2.0	329	152	2	51	1826	482	6.8
OMOKARO, OSAZEE																			
2005-06	4	0	0	0.0	0	0	0.0	0	0	0.0	0	0.0	0	0	0	0	0	0	0.0
BE	0	0	0	0.0	0	0	0.0	0	0	0.0	0	0.0	0	0	0	0	0	0	0.0
O'NEILL, KATHY (MGR) 1989-90, 1990-91																			
ONUORAH, DAVID (Graduate transfer, played first 3 years at Cornell University)																			
2017-18	30	12	25	48.0	0	1	0.0	6	11	54.5	62	2.1	4	25	12	0	311	30	1.0
AAC	17	7	14	50.0	0	0	0.0	5	9	55.6	23	1.4	4	12	8	0	175	18	1.1
ORIAKHI, ALEX																			
2009-10	34	63	137	46.0	0	1	0.0	43	80	53.8	224	6.6	12	35	54	13	838	169	5.0
BE	18	31	66	47.0	0	0	0.0	26	43	60.5	100	5.6	6	17	25	6	396	88	4.9
2010-11	41	153	302	50.7	0	0	0.0	87	138	63.0	358	8.7	15	45	67	16	1192	393	9.6
BE	18	63	125	50.4	0	0	0.0	31	61	60.8	119	6.6	6	26	31	3	527	157	8.7
2011-12	34	93	188	49.5	0	0	0.0	41	72	56.9	163	4.8	10	41	45	4	730	227	6.7
BE	18	51	99	51.5	0	0	0.0	21	33	63.6	80	4.4	5	26	20	2	387	123	6.8
TOTALS	109	309	627	49.3	0	1	0.0	171	29	59.0	745	6.8	37	121	166	33	2760	789	7.2
BE	54	145	290	50.0	0	0	0.0	78	127	61.4	299	5.5	17	69	76	11	1310	368	6.8
ORLANDO, LOUIS																			
1950-51	18	9	36	25.0	-	-	-	2	10	20.0	18	1.0	6	-	-	-	-	20	1.1
1951-52	25	28	78	36.0	-	-	-	10	21	47.7	50	2.0	8	-	-	-	-	66	2.6
1952-53	21	59	203	29.1	-	-	-	61	96	63.5	85	4.0	-	-	-	-	-	179	8.5
TOTALS	64	96	317	30.3	-	-	-	73	127	58.2	153	2.4	-	-	-	-	-	265	4.1
OSBORNE, ROBERT																			
1954-55	25	56	184	34.0	-	-	-	41	70	58.6	129	5.2	-	-	-	-	-	153	6.1
1955-56	27	95	-	-	-	-	-	79	-	-	-	-	-	-	-	-	-	269	10.0
1956-57	25	144	326	44.2	-	-	-	101	141	72.6	150	6.0	-	-	-	-	-	389	15.6
TOTALS	77	295	-	-	-	-	-	221	-	-	-	-	-	-	-	-	-	811	10.5
OSTERLING, M. 1929-30																			
PARSONS, GEORGE R. (BOB)																			
1970-71	24	25	51	49.0	-	-	-	14	37	37.8	100	4.2	7	-	-	-	-	64	2.7
1971-72	25	37	89	41.6	-	-	-	17	40	42.5	127	5.1	17	-	-	-	-	91	3.6
TOTALS	49	62	140	44.3	-	-	-	31	77	40.3	227	4.6	24	-	-	-	-	155	3.2
PATTERSON, DAN (MGR) 1980-81, 1981-82, 1982-83, 1983-84																			
PATTERSON, RAYMOND J. (MGR) 1974-75, 1975-76, 1976-77																			
PATTERSON, WORTHINGTON																			
1951-52	27	103	305	33.8	-	-	-	49	86	57.0	214	7.9	25	-	-	-	-	255	9.5
1952-53	20	88	220	40.0	-	-	-	80	119	67.2	182	9.1	-	-	-	-	-	256	12.8
1953-54	26	116	-	-	-	-	-	100	-	-	-	-	-	-	-	-	-	332	12.8
TOTALS	73	307	-	-	-	-	-	229	-	-	-	-	-	-	-	-	-	843	11.6
PENDERS, THOMAS V.																			
1964-65	26	89	174	51.1	-	-	-	45	65	69.2	38	1.5	-	-	-	-	-	223	8.6
1965-66	24	87	217	40.2	-	-	-	46	60	76.7	43	1.8	-	-	-	-	-	220	9.2
1966-67	23	64	156	41.0	-	-	-	56	64	87.5	31	1.3	-	-	-	-	-	184	8.0
TOTALS	73	240	547	43.9	-	-	-	147	189	77.8	112	1.5	-	-	-	-	-	627	8.6
PERNO, DOMINIC P.																			
1961-62	19	54	136	39.7	-	-	-	52	71	73.2	101	5.3	-	-	-	-	-	160	8.4
1962-63	24	86	217	39.6	-	-	-	49	66	74.2	79	3.3	-	-	-	-	-	221	9.2
1963-64	26	90	241	37.3	-	-	-	89	123	72.3	98	3.8	-	-	-	-	-	269	10.3
TOTALS	69	230	594	38.9	-	-	-	190	260	73.1	278	4.0	-	-	-	-	-	650	9.4
PERNO, DOMINIC P. JR. (MGR) 1984-85																			
PERSICO, JENNIFER A. (MGR) 1988-89, 1989-90, 1990-91																			
PETERSON, HERBERT 1937-38, 1938-39, 1939-40																			
PETRELLA, JOSEPH (MGR) 1992-93, 1993-94, 1994-95																			
PIKIELL, STEPHEN C.																			
1986-87	21	59	138	42.8	11	36	30.6	44	67	65.7	48	2.3	52	29	0	14	648	173	8.2
BE	15	38	92	41.3	8	30	26.7	31	47	66.0	39	2.6	34	11	0	27	458	115	7.7
1987-88	31	24	71	33.8	15	38	39.5	16	23	69.6	37	1.2	59	20	6	4	434	79	2.5
BE	15	14	38	36.8	11	22	50.0	7	9	77.8	20	1.3	33	3	0	10	221	46	3.1
1989-90	23	5	19	26.3	3	9	33.3	7	14	50.0	11	0.5	11	14	0	5			

2020-21 UCONN MEN'S BASKETBALL / LETTERWINNER HISTORY

ALL-TIME LETTERWINNERS

NAME	G	FG	FGA	PCT	3FG	3FGA	PCT	FT	FTA	PCT	REB	AVG	A	T	B	S	MIN	PTS	AVG
RYAN, RAY 1929-30																			
SAMUEL, TERRENCE																			
2013-14	30	24	43	55.8	0	1	0.00	24	34	70.6	27	0.9	24	18	0	12	270	72	2.4
AAC	13	11	18	61.1	0	0	0.00	6	10	60.0	10	0.8	11	7	0	9	117	28	2.2
2014-15	35	43	111	38.7	0	17	0.00	40	52	76.9	86	2.5	55	47	1	16	715	126	3.6
AAC	18	24	63	38.1	0	12	0.00	19	26	73.1	50	2.8	27	26	0	8	383	67	3.7
TOTALS	65	67	154	43.5	0	18	0.00	64	86	74.4	113	1.7	79	65	1	28	985	198	3.0
AAC	31	35	81	43.2	0	12	0.00	25	36	69.4	60	1.9	38	33	0	17	500	95	3.1
SANTOLI, JAY (MGR) 1964-65																			
SAUNDERS, EDMUND																			
1998-99	35	86	153	56.2	1	1	1.00	38	63	60.3	166	4.7	23	39	25	24	621	211	6.0
BE	17	42	78	53.8	1	1	1.00	24	34	70.6	69	4.1	11	21	12	11	303	109	6.4
1999-00	33	100	189	52.9	0	1	0.00	50	77	64.9	163	4.9	42	53	13	36	755	250	7.6
BE	14	34	72	47.2	0	1	0.00	20	31	64.5	65	4.6	17	27	4	15	320	88	6.3
2000-01	32	122	230	53.0	1	3	33.3	72	106	67.9	229	7.2	28	61	17	37	913	317	9.9
BE	16	52	108	48.1	0	2	0.00	38	51	74.5	104	6.5	15	29	8	19	469	142	8.9
TOTALS	100	308	572	53.9	2	5	40.0	160	246	65.0	558	5.6	93	153	55	97	2289	778	7.8
BE	47	128	258	49.6	1	4	25.0	82	116	70.7	238	5.1	43	57	24	45	1092	339	7.2
SAVAGE, FRANCIS (MGR) 1957-58																			
SCHMIDT, WILLIAM																			
1956-57	25	128	288	44.4	-	-	-	86	149	57.8	271	10.8	-	-	-	-	-	332	13.3
1957-58	27	98	244	40.1	-	-	-	59	95	62.0	235	8.7	-	-	-	-	-	255	9.5
TOTALS	52	226	532	42.3	-	-	-	145	244	59.4	506	9.7	-	-	-	-	-	587	11.3
SCOTT, KEN																			
1985-86	13	3	7	42.9	-	-	-	0	0	0.0	4	0.3	1	2	1	1	25	6	0.5
BE	7	1	2	50.0	-	-	-	0	0	0.0	1	0.1	1	1	0	1	13	2	0.3
SELLERS, W. ROD																			
1988-89	31	45	97	46.4	0	1	0.00	28	52	53.8	129	4.2	7	19	9	7	519	118	3.8
BE	16	22	45	47.0	0	0	0.00	12	25	48.0	53	3.3	2	5	4	11	254	44	2.8
1989-90	37	114	212	53.8	0	0	0.00	77	147	52.4	195	5.3	16	58	31	27	854	305	8.2
BE	16	49	95	51.6	0	0	0.00	41	77	53.2	92	5.8	8	10	11	27	422	139	8.7
1990-91	31	134	242	55.4	0	0	0.00	94	165	57.0	247	8.0	35	59	27	32	956	362	11.7
BE	16	71	124	57.3	0	0	0.00	48	76	63.2	130	8.1	14	19	12	30	539	190	11.9
1991-92	29	116	196	59.2	0	0	0.00	126	190	66.3	253	8.7	42	48	13	18	919	358	12.3
BE	18	70	121	57.9	0	0	0.00	80	115	69.6	159	8.8	32	12	9	33	602	220	11.9
TOTALS	128	409	747	54.8	0	1	0.00	325	554	58.7	824	6.4	100	184	80	84	3248	1143	8.9
BE	66	206	375	54.9	0	0	0.00	181	293	61.8	434	6.6	56	46	36	101	1817	593	9.3
SELVIE, JOHNNIE																			
2000-01	31	133	243	54.7	0	0	0.00	73	109	67.0	171	5.5	8	67	32	19	735	339	10.9
BE	15	54	112	48.2	0	0	0.00	28	42	66.7	83	5.5	5	35	19	5	370	136	9.1
2001-02	33	152	298	51.0	0	0	0.00	73	126	57.9	197	6.0	13	80	34	21	947	377	11.4
BE	15	69	131	52.7	0	0	0.00	38	64	59.4	86	5.7	2	33	13	11	419	176	11.7
TOTALS	64	285	541	52.7	0	0	0.00	146	235	62.1	368	5.8	21	147	66	40	1682	716	11.2
BE	30	123	243	50.6	0	0	0.00	66	106	62.3	169	5.6	7	68	32	16	789	312	10.4
SHAGES, EDWARD 1933-34																			
SHEA, JOHN																			
1984-85	13	9	22	40.9	-	-	-	4	6	66.7	5	0.4	6	3	0	2	47	22	1.7
BE	6	1	7	14.3	-	-	-	0	1	0.0	1	0.2	0	0	0	0	9	2	0.3
1985-86	20	22	51	43.1	-	-	-	5	11	45.5	22	1.1	10	6	0	1	127	49	2.5
BE	11	10	31	32.3	-	-	-	4	7	57.1	15	1.4	5	0	0	3	77	24	2.2
TOTALS	33	31	73	42.5	-	-	-	9	17	52.9	27	0.8	16	9	0	3	174	71	2.2
BE	17	11	38	29.0	-	-	-	4	8	50.0	16	0.9	5	0	0	3	86	26	1.5
SHEFFER, DORON																			
1993-94	34	141	279	50.5	50	123	40.7	72	98	73.5	128	3.8	164	87	7	79	1036	404	11.9
BE	18	74	147	50.3	32	75	42.7	42	58	72.4	66	3.7	87	48	2	42	583	222	12.3
1994-95	33	121	302	40.1	38	104	36.5	85	113	75.2	155	4.7	183	103	2	50	951	365	11.1
BE	18	67	160	41.9	22	55	40.0	39	55	70.9	87	4.8	106	55	1	24	509	195	10.8
1995-96	35	182	423	43.0	95	234	40.6	101	119	84.9	169	4.8	212	108	13	65	1115	560	16.0
BE	18	90	213	42.3	51	125	40.0	55	66	83.3	87	4.8	113	68	6	36	594	286	15.9
TOTALS	102	444	1004	44.2	183	461	39.7	258	330	78.2	452	4.4	559	298	22	194	3102	1329	13.0
BE	54	231	520	44.4	105	255	41.2	136	179	76.0	240	4.4	306	171	9	102	1686	703	13.0
SHELDON, ROLAND F.																			
1959-60	10	60	157	38.2	-	-	-	15	16	93.8	71	7.1	-	-	-	-	-	135	13.5
SIBILIA, PATRICK																			
1972-73	1	0	0	0.0	-	-	-	0	0	0.0	0	0.0	1	-	-	-	-	0	0.0
1973-74	7	3	10	30.0	-	-	-	1	2	50.0	6	0.9	0	-	-	-	-	7	1.0
1974-75	6	0	7	0.0	-	-	-	0	0	0.0	2	0.3	0	-	-	-	-	0	0.0
TOTALS	14	3	17	17.6	-	-	-	1	2	50.0	8	0.6	1	-	-	-	-	7	0.5
SILVERSTEIN, HOWARD																			
1949-50	24	45	154	29.2	-	-	-	19	29	65.5	-	-	-	-	-	-	-	109	4.5
1950-51	19	14	49	28.5	-	-	-	3	5	60.0	12	0.7	12	-	-	-	-	31	1.6
TOTALS	43	59	203	29.1	-	-	-	22	34	64.7	-	-	-	-	-	-	-	140	3.3
SIMMONS, CLINTON JR.																			
1987-88	9	1	4	25.0	0	0	0.00	2	2	100.0	2	0.2	0	3	0	0	13	4	0.4
BE	1	0	0	0.0	0	0	0.00	0	0	0.0	0	0.0	0	0	0	0	0	0	0.0
1988-89	8	1	9	11.1	1	3	33.3	4	4	100.0	3	0.4	0	1	0	0	16	7	0.9
BE	2	0	5	0.0	0	1	0.00	2	2	100.0	2	1.0	0	0	0	0	4	2	1.0
TOTALS	17	2	13	15.4	1	3	33.3	6	6	100.0	5	0.3	0	4	0	0	29	11	0.6
BE	3	0	5	0.0	0	1	0.00	2	2	100.0	2	0.7	0	0	0	0	5	2	0.7
SKUBLISKA, JOHN B. 1930-31, 1931-32																			
SLOMCEWSKI,																			

ALL-TIME LETTERWINNERS

NAME	G	FG	FGA	PCT	3FG	3FGA	PCT	FT	FTA	PCT	REB	AVG	A	TO	B	S	MIN	PTS	AVG
THOMAS, JOHN																			
1972-73	8	15	25	60.0	-	-	-	2	3	66.7	49	6.1	6	-	-	-	32	4.0	
1973-74	26	62	140	44.3	-	-	-	27	46	58.7	271	10.4	24	-	-	-	151	5.8	
1974-75	28	103	232	44.4	-	-	-	31	64	48.4	301	10.8	22	-	-	-	237	8.5	
1975-76	29	121	245	49.4	-	-	-	166	104	63.5	402	13.9	54	-	-	-	308	10.6	
TOTALS	91	301	642	46.6	-	-	-	126	217	58.1	1023	11.2	106	-	-	-	728	8.0	
THOMAS, MARCUS																			
1993-94	20	4	10	40.0	3	8	37.5	1	4	25.0	2	0.1	6	5	0	1	36	12	0.6
BE	7	2	2	1.00	1	1	1.00	0	0	0.0	1	0.1	3	0	0	2	8	5	0.7
1994-95	17	2	6	33.3	2	5	40.0	2	2	100.0	2	0.1	5	4	0	1	32	8	0.5
BE	8	2	2	1.00	2	2	1.00	0	0	0.0	1	0.1	1	0	0	2	12	6	0.8
TOTALS	37	6	16	37.5	5	13	38.5	3	6	50.0	4	0.1	11	9	0	2	68	20	0.5
BE	15	4	4	1.00	3	3	1.00	0	0	0.0	2	0.1	4	0	0	4	20	11	0.7
THOMAS, REGGIE (MGR) 1984-85																			
THOMPSON, CORNELIUS A.																			
1978-79	29	190	401	47.4	-	-	-	158	198	79.8	289	10.0	53	-	-	45	991	538	18.6
1979-80	29	167	334	50.0	-	-	-	123	155	79.4	270	9.3	71	-	-	45	993	457	15.8
BE	6	42	71	59.2	-	-	-	20	29	69.0	56	9.3	15	11	4	15	217	104	17.3
1980-81	29	151	304	49.7	-	-	-	133	168	79.2	235	8.1	45	60	17	47	1001	435	15.0
BE	14	73	138	52.9	-	-	-	71	89	79.8	96	6.9	17	21	4	31	490	217	15.5
1981-82	27	149	291	51.2	-	-	-	82	114	71.9	223	8.3	47	63	15	42	977	380	14.1
BE	14	80	160	50.0	-	-	-	42	68	76.5	128	9.1	21	26	7	42	556	212	15.1
TOTALS	114	657	1330	49.4	-	-	-	496	635	78.1	1017	8.9	216	-	-	179	3962	1810	15.9
BE	34	195	369	52.9	-	-	-	143	186	76.9	280	8.2	53	58	15	88	1263	533	15.7
THOMPSON, RICHARD																			
1964-65	25	43	109	39.5	-	-	-	40	56	71.4	103	4.1	-	-	-	-	26	5.0	
1965-66	24	53	101	52.5	-	-	-	32	44	72.8	121	5.0	-	-	-	-	138	5.8	
1966-67	21	27	54	50.0	-	-	-	16	22	72.7	105	5.0	-	-	-	-	70	3.3	
TOTALS	70	123	264	46.6	-	-	-	88	122	72.1	329	4.7	-	-	-	-	234	3.3	
THOMPSON, RYAN																			
2004-05	16	8	15	53.3	4	10	40.0	0	0	0.0	15	0.9	6	4	0	2	93	20	1.3
BE	6	4	8	50.0	3	6	50.0	0	0	0.0	7	1.2	4	0	0	1	51	11	1.8
2005-06	5	2	7	28.6	1	4	25.0	2	4	50.0	3	0.6	3	1	2	24	7	1.4	
BE	0	0	0	0.0	0	0	0.0	0	0	0.0	0	0.0	0	0	0	0	0	0.0	
TOTALS	21	10	22	45.5	5	14	35.7	2	4	50.0	18	0.9	9	5	1	4	117	27	1.3
BE	6	4	8	50.0	3	6	50.0	0	0	0.0	7	1.2	4	0	0	1	51	11	1.8
TOLKSDORF, LEON																			
2012-13	11	6	18	33.3	5	14	35.7	2	4	50.0	8	0.7	5	0	0	2	81	19	1.7
BE	7	5	11	45.5	4	8	50.0	0	0	0.0	6	0.9	1	0	0	0	44	14	2.0
2013-14	13	6	21	28.6	3	13	23.1	1	2	50.0	10	0.8	4	3	0	1	47	16	1.2
AAC	5	2	11	18.2	2	9	22.2	0	0	0.0	4	0.8	1	1	0	0	22	6	1.2
TOTALS	24	12	39	30.8	8	27	29.6	3	6	50.0	18	0.8	9	3	0	3	128	35	1.5
BE	7	5	11	45.5	4	8	50.0	0	0	0.0	6	0.9	1	0	0	0	44	14	2.0
AAC	5	2	11	18.2	2	9	22.2	0	0	0.0	4	0.8	1	1	0	0	22	6	1.2
TONELLA, ED																			
1998-99	9	2	4	50.0	0	1	0.0	0	2	0.0	1	0.1	1	0	0	1	12	4	0.4
BE	3	0	1	0.0	0	0	0.0	0	0	0.0	0	0.0	1	0	0	1	5	0	0.0
TOOLE, SHAMON																			
2000-01	17	1	2	50.0	0	0	0.0	0	4	0.0	5	0.3	0	0	0	0	44	2	0.1
BE	9	0	1	0.0	0	0	0.0	0	2	0.0	2	0.2	0	1	2	0	19	0	0.0
2001-02	20	4	9	44.4	0	0	0.0	9	10	90.0	15	0.8	0	5	1	2	87	17	0.9
BE	11	3	6	50.0	0	0	0.0	4	4	100.0	10	0.9	0	2	1	6	10	0.9	
2002-03	30	20	41	48.8	0	0	0.0	17	23	73.9	71	2.4	12	17	8	9	325	57	1.9
BE	15	11	23	47.8	0	0	0.0	8	12	66.7	36	2.4	2	13	4	5	198	30	2.0
2003-04	37	9	14	64.3	0	0	0.0	6	11	54.5	44	1.2	5	10	4	10	221	24	0.6
BE	15	4	25.0	0.0	0	0	0.0	2	2	100.0	14	0.9	1	5	3	2	76	4	0.3
TOTALS	104	34	66	51.1	0	0	0.0	32	48	66.7	135	1.3	17	32	13	21	677	100	1.0
BE	50	15	34	44.4	0	0	0.0	14	20	70.0	62	1.2	3	21	9	8	354	44	0.9
TRICE, JAMAAL																			
2009-10	10	0	4	0.0	0	3	0.0	2	5	40.0	5	0.5	1	3	0	1	84	2	0.2
TURN, EDWARD 1947-48																			
UHL, GEORGE																			
1959-60	26	83	195	42.6	-	-	-	47	63	74.6	98	3.8	-	-	-	-	213	8.2	
1960-61	24	65	162	40.1	-	-	-	47	67	70.1	89	3.7	-	-	-	-	177	7.4	
TOTALS	50	148	357	41.5	-	-	-	94	130	72.3	187	3.7	-	-	-	-	390	7.8	
URSERY, ROBERT																			
1985-86	19	19	51	37.3	-	-	-	7	12	58.3	32	1.7	10	8	0	7	157	45	2.4
BE	12	7	26	26.9	-	-	-	2	4	50.0	16	1.3	3	2	0	2	86	16	1.3
1986-87	27	43	106	40.6	3	7	42.9	15	36	41.7	61	2.3	32	34	7	7	479	104	3.9
BE	15	25	63	39.7	3	6	50.0	11	22	50.0	23	1.5	12	3	3	197	64	4.3	
1987-88	30	39	73	53.4	5	9	55.6	14	28	50.0	59	2.0	16	21	3	4	368	97	3.2
BE	16	20	40	50.0	1	4	25.0	10	19	52.6	35	2.2	11	2	1	9	207	51	3.2
TOTALS	76	101	230	43.9	-	-	-	36	76	47.3	152	2.0	58	63	10	18	1004	246	3.2
BE	43	52	129	40.3	4	10	40.0	23	45	51.1	74	1.7	26	7	4	30	570	131	3.0
VANDAL, DAVE																			
2012-13	2	0	0	0.0	0	0	0.0	0	0	0.0	0	0.0	0	0	0	2	0	0.0	
BE	1	0	0	0.0	0	0	0.0	0	0	0.0	0	0.0	0	0	0	1	0	0.0	
VARTELAS, JERRY																			
1950-51	6	1	12	8.3	-	-	-	4	6	66.7	11	2.0	2	-	-	-	6	1.0	
VAUGHAN, MICHAEL																			
1981-82	9	10	13	76.9	-	-	-	5	10	50.0	12	1.3	1	2	1	3	30	25	2.8
BE	2	3	4	75.0	-	-	-	0	0	0.0	5	2.5	1	0	0	0	4	6	3.0
1982-83	21	10	28	3															

ALL-TIME LETTERWINNERS

NAME	G	FG	FGA	PCT	3FG	3FGA	PCT	FT	FTA	PCT	REB	AVG	A	TO	B	S	MIN	PTS	AVG
WHELTON, JOSEPH A. JR.																			
1974-75	28	82	195	42.1	-	-	-	62	69	89.9	42	1.5	86	-	-	-	226	8.1	
1975-76	29	171	353	48.4	-	-	-	81	105	77.1	46	1.6	138	-	-	-	423	14.6	
1976-77	23	121	267	45.3	-	-	-	63	80	78.8	30	1.3	77	-	-	-	305	13.3	
1977-78	25	150	366	41.0	-	-	-	83	102	81.4	37	1.5	107	-	-	-	383	15.3	
TOTALS	105	524	1181	44.4				289	356	81.2	155	1.5	408				1337	12.7	
WHITCOMB, CHRISTOPHER																			
1963-64	11	7	15	46.7	-	-	-	2	7	28.6	12	1.1	-	-	-	-	16	1.5	
1964-65	16	14	28	50.0	-	-	-	2	2	100.0	24	1.5	-	-	-	-	30	1.9	
TOTALS	27	21	43	48.8				4	9	44.4	36	1.3					46	1.7	
WHITE, MARCUS																			
2002-03	23	28	74	37.8	0	0	0.0	39	58	67.2	128	5.6	10	16	14	10	392	95	4.1
BE	13	16	42	38.1	0	0	0.0	23	33	69.7	83	6.4	7	9	8	6	223	55	4.2
2003-04	4	3	5	60.0	0	0	0.0	2	7	28.6	9	2.3	0	2	0	0	27	8	2.0
2004-05	5	5	12	41.7	0	0	0.0	6	10	60.0	23	4.6	1	3	2	4	37	16	3.2
TOTAL	27	31	79	39.2	0	0	0.0	41	65	63.1	137	5.1	10	18	14	10	419	103	3.8
BE	13	16	42	38.1	0	0	0.0	23	33	69.7	83	6.4	7	9	8	6	223	55	4.2
WHITNEY, KENNETH																			
1963-64	15	11	23	47.8	-	-	-	13	19	68.4	6	0.4	-	-	-	-	35	2.3	
1964-65	18	24	55	43.6	-	-	-	12	21	57.1	12	0.7	-	-	-	-	60	3.3	
1965-66	15	14	32	41.2	-	-	-	15	24	58.3	14	0.9	-	-	-	-	42	2.6	
TOTALS	48	49	110	44.5				40	64	62.5	32	0.7					137	2.8	
WHYTE, MICHAEL (MGR) 1996-97																			
WIDHOLM, WALLACE																			
1949-50	25	40	123	32.5	-	-	-	30	52	57.6	-	-	-	-	-	-	110	4.4	
1950-51	25	76	218	34.8	-	-	-	40	78	51.2	142	5.7	25	-	-	-	192	7.6	
1951-52	19	60	168	35.7	-	-	-	28	45	62.2	152	8.0	6	-	-	-	148	7.8	
TOTALS	69	176	509	34.6				98	175	56.0							450	6.5	
WIGGINS, DOUG																			
2006-07	31	71	183	38.8	28	85	32.9	42	57	73.7	65	2.1	50	45	2	33	547	212	6.8
BE	16	33	103	32.0	13	51	25.5	25	34	73.5	35	2.2	20	21	0	16	294	104	6.5
2007-08	31	69	168	41.1	31	86	36.0	39	41	95.1	85	2.7	76	31	2	32	586	208	6.7
BE	17	37	83	44.6	18	46	39.1	22	23	95.7	41	2.4	37	18	1	16	309	114	6.7
TOTALS	62	140	351	39.9	59	171	34.5	81	98	82.7	150	2.4	126	76	4	65	1133	420	6.8
BE	33	70	186	37.6	31	97	32.0	47	57	82.5	76	2.3	57	39	1	32	603	218	6.6
WILLIAMS, EDDIE																			
1982-83	28	80	188	42.6	-	-	-	53	82	64.6	132	4.7	23	47	15	23	733	213	7.6
BE	16	49	122	40.2	-	-	-	38	53	71.7	88	5.5	17	10	9	34	479	136	8.5
1983-84	28	110	240	45.8	-	-	-	55	76	73.7	122	4.4	50	52	11	28	788	276	9.9
BE	16	55	131	42.0	-	-	-	39	50	78.0	55	3.4	33	15	2	32	452	149	9.3
1984-85	11	41	78	52.6	-	-	-	11	14	78.6	36	3.3	11	16	2	8	276	93	8.5
BE	6	16	34	47.1	-	-	-	10	10	100.0	18	3.0	8	7	0	8	137	42	7.0
1985-86	28	124	251	49.4	-	-	-	35	55	63.6	104	3.7	60	44	7	24	817	283	10.1
BE	16	61	133	45.9	-	-	-	19	31	61.3	51	3.2	36	16	4	29	475	141	8.8
TOTALS	95	355	757	46.9				154	227	67.8	394	4.1	144	159	35	83	2604	865	9.1
BE	54	181	420	43.1	-	-	-	106	144	73.6	212	3.9	94	48	15	104	1543	468	8.7
WILLIAMS, JEVON																			
2012-13	1	0	0	0.0	0	0	0.0	0	0	0.0	0	0.0	0	0	0	0	1	0	0.0
BE	1	0	0	0.0	0	0	0.0	0	0	0.0	0	0.0	0	0	0	0	1	0	0.0
WILLIAMS, KWINTIN																			
2017-18	18	8	14	57.1	0	2	0.0	9	16	56.3	34	1.9	1	3	0	2	113	25	1.4
AAC	11	5	9	55.6	0	2	0.0	7	13	53.8	25	2.3	1	83	17	1.5	17	1.5	
2018-19	7	1	10	10.0	0	2	0.0	5	7	71.4	11	1.6	1	1	0	0	23	7	1.0
AAC	0	0	0	0.0	0	0	0.0	0	0	0.0	0	0.0	0	0	0	0	0	0	0.0
TOTALS	25	9	24	37.5	0	4	0.0	14	23	60.9	45	1.8	2	4	0	2	136	32	1.3
AAC	11	5	9	55.6	0	2	0.0	7	13	53.8	25	2.3	1	83	17	1.5	17	1.5	
WILLIAMS, MARCUS																			
2003-04	16	17	46	37.0	3	17	17.6	9	13	69.2	21	1.3	69	38	1	16	226	46	2.9
BE	2	1	5	20.0	0	1	0.0	1	2	50.0	3	1.5	5	4	0	0	24	3	1.5
2004-05	31	103	255	40.0	27	67	40.3	64	89	71.9	117	3.8	243	101	8	35	961	297	9.6
BE	16	52	134	38.8	19	44	43.2	36	47	76.6	59	3.7	134	53	5	14	520	159	9.9


NAME	G	FG	FGA	PCT	3FG	3FGA	PCT	FT	FTA	PCT	REB	AVG	A	TO	B	S	MIN	PTS	AVG
2005-06	23	83	204	40.7	24	60	40.0	94	109	86.2	89	3.9	198	85	5	21	767	284	12.3
BE	16	45	120	37.5	11	33	33.3	61	72	84.7	63	3.9	137	58	3	14	525	162	10.1
TOTALS	70	203	505	40.2	54	144	37.5	167	211	79.1	227	3.2	510	224	14	72	1954	627	9.0
BE	34	98	259	37.8	30	78	38.5	98	121	81.0	125	3.7	276	115	8	28	1069	324	9.5
WILLIAMS, MURRAY																			
1987-88	33	64	159	40.3	1	3	33.3	36	50	72.0	116	3.5	40	41	7	19	581	165	5.0
BE	15	22	68	32.4	0	0	0.0	17	22	77.3	49	3.3	20	7	3	22	241	61	4.1
1988-89	28	63	156	40.4	0	1	0.0	45	66	68.2	94	3.4	41	31	6	27	567	171	6.1
BE	16	35	82	42.7	0	0	0.0	25	38	65.8	48	3.0	17	15	2	17	341	95	5.9
1989-90	28	32	87	36															

ALL-TIME INDIVIDUAL HONORS/AWARDS/ACHIEVEMENTS



**JIM
CALHOUN**

**inducted
Sept. 9, 2005**



**RAY
ALLEN**

**inducted
Sept. 8, 2018**



HUSKIES OF HONOR

ADMINISTRATORS

John Toner, Director of Athletics, 1969-87

HEAD COACHES

Hugh Greer, 1946-63

Dee Rowe, 1969-77

Jim Calhoun, 1986-2012

PLAYERS

- #9 Walt Dropo, 1942-47
- #22 Vin Yokabaskas, 1948-52
- #13 Worthy Patterson, 1950-54
- #25 Art Quimby, 1951-55
- #42 Toby Kimball, 1961-65
- #44 Wes Bialosuknia, 1963-67
- #22 Bill Corley, 1964-68
- #42 Tony Hanson, 1973-77
- #52 Corny Thompson, 1978-82
- #00 Cliff Robinson, 1985-89
- #13 Chris Smith, 1988-92
- #24 Scott Burrell, 1989-93
- #42 Donyell Marshall, 1991-94
- #34 Ray Allen, 1993-96
- #32 Richard Hamilton, 1996-99
- #42 Khalid El-Amin, 1997-00
- #50 Emeka Okafor, 2001-04
- #3 Caron Butler, 2000-02
- #22 Rudy Gay, 2004-06
- #15 Kemba Walker, 2008-11
- #13 Shabazz Napier, 2010-14

TEAMS

1998-99 National Champions

ALL-TIME INDIVIDUAL HONORS/AWARDS/ACHIEVEMENTS



UCONN ALL-CENTURY TEAM (artist rendering)
 Selected by fan vote during 2000-01 season

Front row (l-r): Scott Burrell (F, 6-7, 1990-93, Hamden, Conn.), Walt Dropo (C, 6-5, 1943-47, Moosup, Conn.), Khalid El-Amin (G, 5-10, 1998-2000, Minneapolis, Minn.), Ray Allen (G, 6-5, 1994-96, Dalzell, S.C.), Richard Hamilton (G, 6-6, 1997-99, Coatesville, Pa.), Donyell Marshall (F, 6-9, 1992-94, Reading, Pa.), Wes Bialosukina (G, 6-2, 1994-96, Poughkeepsie, N.Y.), Tate George (G, 6-5, 1987-90, Newark, N.J.)

Second row (l-r): Kevin Ollie (G, 6-4, 1992-95, Los Angeles, Calif.), Chris Smith (G, 6-2, 1989-92, Bridgeport, Conn.), Tony Hanson (F, 6-5, 1974-77, Waterbury, Conn.), Art Quimby (C, 6-5, 1952-55, New London, Conn.), Cliff Robinson (F, 6-11, 1986-89, Buffalo, N.Y.), Toby Kimball (C, 6-8, 1963-65, Sudbury, Mass.), Coryn Thompson (F, 6-8, 1979-82, Middletown, Conn.), Doron Sheffer (G, 6-5, 1994-96, Ramat-Efal, Israel), Ricky Moore (G, 6-2, 1996-99, Augusta, Ga.)

Third row (l-r): Bill Corley (C, 6-7, 1966-68, Williston Park, N.Y.), Jake Voskuhl (C, 6-11, 1997-2000, Katy, Texas), Kevin Freeman (F, 6-7, 1997-2000, Springfield, Mass.), Travis Knight (C, 7-0, 1993-96, Sandy, Utah), Nadav Henefeld (F, 6-7, 1989-90, Ramat-Hasharon, Israel), Donny Marshall (F, 6-7, 1992-95, Federal Way, Wash.), Vin Yokabaskas (F, 6-2, 1950-52, Bloomfield, Conn.), Earl Kelley (G, 6-1, 1983-86, New Haven, Conn.)

YANKEE CONFERENCE HONOR ROLL (1948-49 through 1975-76)

1948-49

Henry Bartnicki First Team
 Stan Sorota First Team
 Joe Maloney Second Team

1949-50

Peter Lind First Team
 Vin Yokabaskas First Team
 Stan Sorota Second Team

1950-51

Vin Yokabaskas First Team
 Bill Ebel Second Team
 Ernest Gates Second Team
 Wally Widholm Second Team

1951-52

Burr Carlson First Team
 Vin Yokabaskas First Team

1952-53

Worthy Patterson First Team
 Art Quimby First Team

1993-54

Worthy Patterson First Team
 Art Quimby First Team
 Jim Ahearn Second Team
 Dick Watson Second Team

1954-55

Jim Ahearn First Team
 Art Quimby First Team

1955-56

Ron Bushwell First Team
 Gordon Ruddy First Team

1956-57

Al Cooper First Team
 Bob Osborne First Team
 Jim O'Connor Second Team
 Fran Quinn Second Team
 Billy Schmidt Second Team

1957-58

Al Cooper First Team
 Jim O'Connor First Team
 John Pipczynski First Team
 Jack Rose Second Team

1958-59

Jack Rose First Team
 John Pipczynski Second Team

1959-60

John Pipczynski First Team
 Jack Rose First Team
 Walt Griffin Second Team

1960-61

Dave King Second Team

1961-62

Lenny Carlson First Team
 Andy Czuchry Second Team

1962-63

Toby Kimball First Team
 Gerry Manning First Team
 Ed Slomcenski First Team
 Dale Comey Second Team

1963-64

Toby Kimball First Team

1964-65

Wes Bialosuknia First Team
 Toby Kimball First Team

1965-66

Wes Bialosuknia First Team
 Bill Corley First Team

1966-67

Wes Bialosuknia First Team
 Bill Corley First Team

1967-68

Bill Corley First Team
 Tim Smith Second Team

1968-69

Ron Hrubala Second Team
 Bob Staak Second Team

1969-70

Bob Boyd Second Team
 Bob Staak Second Team
 Ron Hrubala Second Team

1970-71

Bob Staak First Team
 Bob Boyd Second Team

1971-72

Cal Chapman Second Team

1972-73

Cal Chapman Second Team
 Al Weston Second Team

1973-74

Jimmy Foster First Team
 Earl Wilson Second Team
 Tony Hanson Rookie of the Year

1974-75

Tony Hanson First Team

1975-76

Tony Hanson First Team
 Joey Whelton Second Team
 John Thomas Second Team

ALL-TIME INDIVIDUAL HONORS/AWARDS/ACHIEVEMENTS

NAISMITH MEMORIAL BASKETBALL HALL OF FAME

Jim Calhoun - inducted 2005
Ray Allen - inducted 2018

NABC Co-NATIONAL PLAYER OF THE YEAR

Emeka Okafor, 2003-04
(with Jameer Nelson, St. Joseph's)

ALL-AMERICANS*

Donyell Marshall, 1993-94
Ray Allen, 1994-95, 1995-96
Richard Hamilton, 1997-98, 1998-99
Caron Butler, 2001-02
Emeka Okafor, 2002-03, 2003-04
Rudy Gay, 2005-06
A.J. Price, 2007-08
Hasheem Thabeet, 2008-09
Kemba Walker, 2010-11
Shabazz Napier, 2013-14
*-- Associated Press, NABC, USBWA or Wooden Award

CoSIDA ACADEMIC ALL-AMERICAN

Emeka Okafor, 2002-03, 2003-04

CoSIDA ACADEMIC ALL-AMERICAN OF THE YEAR

Emeka Okafor, 2003-04

NABC NATIONAL DEFENSIVE PLAYER OF THE YEAR

Emeka Okafor, 2002-03, 2003-04
Hasheem Thabeet, 2007-08, 2008-09

USA BASKETBALL ATHLETE OF THE YEAR

Ray Allen, 1995

BOB COUSY COLLEGIATE POINT GUARD OF THE YEAR AWARD

Kemba Walker, 2011
Shabazz Napier, 2014

NCAA ALL-TOURNAMENT SELECTIONS

1956-Gordon Ruddy (East Region)
1964-Toby Kimball (East Region)
1976-Tony Hanson, Al Weston (East Region)
1990-- Tate George, Chris Smith (East Regional)
1995-- Ray Allen, Donny Marshall (West Regional)
1998-- Richard Hamilton, Khalid El-Amin (East Regional)
1999-- Richard Hamilton (MOP), Khalid El-Amin, Ricky Moore (Final Four); Richard Hamilton (MOP), Ricky Moore, Kevin Freeman (West Regional)
2002-- Caron Butler, Tony Robertson (East Regional)
2003-- Emeka Okafor (South Regional)
2004-- Emeka Okafor (MVP), Ben Gordon, Rashad Anderson (Final Four); Ben Gordon (MVP), Rashad Anderson, Emeka Okafor (Phoenix Regional)
2006-- Rudy Gay, Marcus Williams (Washington DC Regional)
2009-- A.J. Price (MOP), Kemba Walker (West Regional)
2011-- Kemba Walker (MOP), Jeremy Lamb (Final Four); Kemba Walker (MOP), Jeremy Lamb (West Regional)
2014-- Shabazz Napier (MOP), Ryan Boatright, DeAndre Daniels (Final Four); Shabazz Napier (MOP), DeAndre Daniels (East Regional)

NIT ALL-TOURNAMENT SELECTIONS

1988-- Phil Gamble (MVP), Cliff Robinson, Tate George
1997-- Richard Hamilton

AAC PLAYER OF THE YEAR

Shabazz Napier, 2013-14

AAC ROOKIE OF THE YEAR

Daniel Hamilton, 2014-15

AAC DEFENSIVE PLAYER OF THE YEAR

Amida Brimah, 2014-15

AAC MOST IMPROVED PLAYER

Josh Carlton, 2018-19 (co-winner with Nate Pierre-Louis, Temple)

AAC SCHOLAR-ATHLETE OF THE YEAR

Patrick Lenehan, 2014-15

AAC CHAMPIONSHIP MOST OUTSTANDING PLAYER

2016 -- Daniel Hamilton

AAC CHAMPIONSHIP ALL-TOURNAMENT SELECTIONS

2014 -- Shabazz Napier
2015 -- Ryan Boatright, Rodney Purvis
2016 -- Shonn Miller, Jalen Adams
2017 -- Jalen Adams*
* selection vacated

AAC ALL-CONFERENCE

2013-14
Shabazz Napier, Sr. 1st Team (unanimous)
Amida Brimah, Fr. All-Rookie Team
2014-15
Ryan Boatright, Sr. 1st Team (unanimous)
Amida Brimah, So. Honorable Mention
Daniel Hamilton, Fr. Honorable Mention
Daniel Hamilton, Fr. All-Rookie Team (unan.)
2015-16
Daniel Hamilton, So. 2nd Team
Shonn Miller, Gr. Honorable Mention
2016-17
Jalen Adams, So.* 1st Team
Vance Jackson, Fr. All-Rookie Team
2017-18
Jalen Adams, Jr.* 2nd Team
2018-19
Jalen Adams, Sr. 3rd Team
*selection vacated
2019-20
Christian Vital, Sr. 1st Team
James Bouknight, Fr. 3rd Team
James Bouknight, Fr. All-Rookie Team (unan.)

BIG EAST PLAYER OF THE YEAR

Donyell Marshall, 1993-94
Ray Allen, 1995-96
Richard Hamilton, 1997-98, 1998-99
Caron Butler, 2001-02
Emeka Okafor, 2003-04
Hasheem Thabeet, 2008-09

BIG EAST COACH OF THE YEAR

Jim Calhoun (4), 1989-90, 1993-94, 1995-96, 1997-98

BIG EAST ROOKIE OF THE YEAR

Earl Kelley, 1982-83
Nadav Henefeld, 1989-90
Doron Sheffer, 1993-94
Khalid El-Amin, 1997-98
Rudy Gay, 2004-05

BIG EAST DEFENSIVE PLAYER OF THE YEAR

Donyell Marshall, 1993-94
Emeka Okafor, 2002-03, 2003-04

Josh Boone, 2004-05
Hilton Armstrong, 2005-06
Hasheem Thabeet, 2007-08, 2008-09

BIG EAST MOST IMPROVED PLAYER

Marcus Williams, 2004-05

BIG EAST SCHOLAR-ATHLETE OF THE YEAR

Emeka Okafor, 2002-03, 2003-04

BIG EAST CHAMPIONSHIP MOST OUTSTANDING PLAYER

1990 -- Chris Smith
1998 -- Khalid El-Amin
1999 -- Kevin Freeman
2002 -- Caron Butler
2004 -- Ben Gordon
2011 -- Kemba Walker

BIG EAST CHAMPIONSHIP ALL-TOURNAMENT SELECTIONS

1990-- Tate George, John Gwynn
1994-- Donyell Marshall
1995-- Ray Allen
1996-- Ray Allen, Travis Knight
1998-- Richard Hamilton, Rashamel Jones
1999-- Richard Hamilton, Khalid El-Amin
2000-- Khalid El-Amin, Albert Mouring
2002-- Ben Gordon
2003-- Ben Gordon, Emeka Okafor
2004-- Taliek Brown
2009-- A.J. Price
2011-- Jeremy Lamb

BIG EAST ALL-CONFERENCE

1979-80
Corny Thompson, So. 2nd Team
Mike McKay, So. 3rd Team
Bruce Kuczynski, Fr. All-Freshman Team
1980-81
Corny Thompson, Jr. 1st Team
Chuck Aleksinas, Jr. 2nd Team
Mike McKay, Jr. 3rd Team
Vern Giscombe, Fr. All-Freshman Team
1981-82
Corny Thompson, Sr. 1st Team
Mike McKay, Sr. 2nd Team
1982-83
Earl Kelley, Fr. All-Freshman Team
1983-84
Karl Hobbs, Sr. 3rd Team
1984-85
Earl Kelley, Jr. 2nd Team
1985-86
Earl Kelley, Sr. 2nd Team
Phil Gamble, Fr. All-Freshman Team
1986-87
Tate George, Fr. All-Freshman Team
1987-88
Cliff Robinson, Jr. 3rd Team
1988-89
Cliff Robinson, Sr. 2nd Team
1989-90
Chris Smith, So. 2nd Team
Tate George, Sr. 3rd Team
Nadav Henefeld, Fr. 3rd Team, All-Rookie Team
Scott Burrell, Fr. All-Rookie Team
1990-91
Chris Smith, Jr. 2nd Team
Scott Burrell, So. 3rd Team
1991-92
Chris Smith, Sr. 1st Team
Scott Burrell, Jr. 2nd Team
Rod Sellers, Sr. 3rd Team
Donyell Marshall, Fr. All-Rookie Team
1992-93
Donyell Marshall, So. 1st Team
Scott Burrell, Sr. 3rd Team

1993-94

Donyell Marshall, Jr. 1st Team
Donny Marshall, Jr. 3rd Team
Doron Sheffer, Fr. 3rd Team, All-Rookie Team
Ray Allen, Fr. All-Rookie Team

1994-95

Ray Allen, So. 1st Team
Doron Sheffer, So. 2nd Team
Doron Marshall, Sr. 3rd Team
Kevin Ollie, Sr. 3rd Team

1995-96

Ray Allen, Jr. 1st Team
Doron Sheffer, Sr. 2nd Team

1996-97

Richard Hamilton, Fr. All-Rookie Team

1997-98

Richard Hamilton, So. 1st Team
Khalid El-Amin, Fr. All-Rookie Team

1998-99

Richard Hamilton, Jr. 1st Team
Khalid El-Amin, So. 2nd Team

1999-00

Khalid El-Amin, Jr. 1st Team

2000-01

Caron Butler, Fr. 3rd Team, All-Rookie Team
Albert Mouring, Sr. Honorable Mention

2001-02

Caron Butler, So. 1st Team
Emeka Okafor, Fr. 3rd Team, All-Rookie Team
Ben Gordon, Fr. All-Rookie Team

2002-03

Emeka Okafor, So. 1st Team
Ben Gordon, So. 2nd Team

2003-04

Emeka Okafor, Jr. 1st Team
Ben Gordon, Jr. 1st Team
Taliek Brown, Sr. Honorable Mention
Josh Boone, Jr. All-Rookie Team
Charlie Villanueva, Fr. All-Rookie Team

2004-05

Josh Boone, So. 2nd Team
Charlie Villanueva, So. 2nd Team
Marcus Williams, So. 3rd Team
Rudy Gay, Fr. All-Rookie Team

2005-06

Rudy Gay, So. 1st Team
Hilton Armstrong, Sr. 2nd Team
Marcus Williams, Jr. 2nd Team
Rashad Anderson, Sr. Honorable Mention
Josh Boone, Jr. Honorable Mention
Jeff Adrien, Fr. All-Rookie Team

2006-07

Jeff Adrien, So. 2nd Team
Jerome Dyson, Fr. All-Rookie Team
Hasheem Thabeet, Fr. All-Rookie Team

2007-08

Jeff Adrien, Jr. 1st Team
A.J. Price, Jr. 1st Team
Hasheem Thabeet, So. 2nd Team

2008-09

Jeff Adrien, Sr. 3rd Team
A.J. Price, Sr. 2nd Team
Hasheem Thabeet, Jr. 1st Team
Kemba Walker, Fr. All-Rookie Team

2009-10

Jerome Dyson, Sr. 3rd Team
Alex Oriakhi, Fr. All-Rookie Team
Kemba Walker, So. 3rd Team

2010-11

Jeremy Lamb 1st Team
Shabazz Napier 1st Team
Kemba Walker 1st Team

2011-12

Jeremy Lamb 1st Team
Andre Drummond 1st Team

2012-13

Shabazz Napier 1st Team
Omar Calhoun 1st Team

ALL-TIME UNIFORM NUMBERS

00	Clifford Robinson.....1986-89
0	Phillip Nolan*.....2013-14, 2016
	Antwoine Anderson.....2018
	Eric Cobb*.....2019
	Jalen Gaffney.....2020+
1	Marcus Johnson.....2006-08
	Enosh Wolf.....2011-13
	Phillip Nolan*.....2015
	Christian Vital.....2017-20
	R.J. Cole.....2021+
2	Robert Swain.....2001-02
	Ryan Swaller.....2002-04
	Ben Eaves.....2007
	Donnell Beverly.....2008-11
	DeAndre Daniels.....2012-2014
	Jalen Adams*.....2016-17
	James Bouknight.....2020+
3	Charles Muzikevic.....1949
	Terry Coffey.....1985-86
	Clint Simmons.....1989
	Jeff Calhoun.....1992-94
	Rashamel Jones.....1996-99
	Stanley Ocitti*.....2000
	Caron Butler.....2001-02
	Charlie Villanueva.....2004-2005
	Doug Wiggins.....2007-08
	Jeremy Lamb.....2011-12
	Kiefer Lammi.....2013
	Terrence Samuel.....2014-15
	Alterique Gilbert.....2017-20
4	Walter Alesovich.....1946
	James Blozie.....1949
	Ray Broxton.....1984-85
	Nantambu Willingham.....1992-95
	Ajou Deng.....2000-01
	Ben Gordon.....2002-04
	Jeff Adrien.....2006-09
	Jamal Coombs-McDaniel.....2010-11
	Brendan Allen.....2012-13
	Stefling Gibbs.....2016
	Jalen Adams*.....2018-19
5	Joseph Maloney.....1949
	Mike McKay.....1979-82
	Len Feroloto.....1983
	Covington Cormier.....1993
	Marcus Thomas.....1994-95
	Michael LeBlanc.....1997
	Beau Archibald.....2000
	Chad Wise.....2002-03
	Marcus Williams.....2004-06
	Ater Majok.....2005
	Niels Giffey.....2011-2014
	Daniel Hamilton.....2015-2016
	Vance Jackson.....2017
	Isaiah Whaley.....2018+
6	Stan Sorota.....1949
7	Bernie Fisher.....1946
	Henry Bartnicki.....1949
8	Alan Cole.....1946
9	Walter Dropo.....1946
10	Michael Morris.....1946
	Bob Dube.....1954-56
	Jim Sullivan.....1979-82
	Earl Kelley.....1983-86
	Gilad Katz.....1991-92
	Ruslan Inyatkin.....1995-97
	Brett Watson.....2000
	Kwasi Gyambibi.....2001-02
	Sami Ameziane.....2005
	Ben Spencer.....2006-08
	Johnnie Bird.....2009
	Tyler Olander.....2011-2014
	Sam Cassell Jr.....2015-2016
	Brendan Adams.....2019+
11	Donald Grant.....1946
	Phil Jones.....1952-54
	Bob Osborne.....1955-57
	Joey Whelton.....1975-78

Jack Morrison.....1959	Oliver Macklin.....1990-93	Doron Sheffer.....1994-96	Hilton Armstrong.....2003-06	Jerome Dyson.....2007-10	Ryan Boatright.....2012-15	Kwintin Williams*.....2018	Akok Akok*.....2021+																			
12	Arthur Fisher.....1946, 1949	Harold Garner.....1952-53	A.J. Wehrle.....1954-55	Bill O'Leary.....1956-57	John Risley.....1958-60	Dale Comey.....1961-63	Thomas Capiga.....1964	Jacob Holmes.....1965	Thomas McNeece.....1966-68	Louis Glazer.....1969	Nels Wilson*.....1970-72	Al Weston.....1974-76	Vernon Giscombe.....1981-84	Kenny Scott.....1986	Kevin Ollie.....1992-95	Pete McCann.....1997	Taliek Brown.....2001-04	A.J. Price.....2007-09	Andre Drummond.....2012	R.J. Evans.....2013	Kentan Facey.....2014-17	Tyler Poley.....2018+				
13	Stanley Patella.....1946	Worthy Patterson.....1952-54	Dick Kiernan*.....1955-56	Chris Smith.....1989-92	Kirk King*.....1996-97	Ryan Thompson.....2005-06	Alex Hornat*.....2009	Jamaal Trice.....2010	Shabazz Napier.....2011-2014	Steven Enoch.....2016-17	Richard Springs.....2021+															
14	Julius Markiewicz.....1946	Peter Lind.....1949	Gerald Deutch.....1952	Ted Vartelas.....1953	Eric Hohenthal.....1954	Ernie Braverman.....1955	Al Johnson.....1957	Ted Kosier.....1958	Joe Jackson.....1959	Lenny Carlson.....1960-62	Larry Gofberg.....1963	Dan Hesford.....1964-66	John Melen.....1967-69	James Jachym.....1970	Richard Begen.....1971-72	Ed Harrison.....1973-74	William Harris.....1975-76	Karl Hobbs.....1981-84	Richie Ashmeade.....1992	Justin Srb.....1995-96	Curtis Kelly.....2007-08	P.J. Cochrane.....2011-12	Jevon Williams.....2013	Pat Lenehan*.....2013-14	Rakim Lubin.....2015	Kassoum Yakwe.....2019
15	Fred Daly.....1946	Melvin Kleckner*.....1951	Eugene King.....1952-53	Stanley Zima*.....1954-55	Steve Narracci.....1956-57	Phil Brown.....1958	Dick Marinaccio.....1959	Tom Burke.....1960	Paul Gomes.....1961	Dom Perno.....1962-64	Tom Penders.....1965-67	Joseph Granski.....1968	Robert Boyd.....1969-71	Dennis Cole.....1973-75	Bobby Dulin.....1979-81	Peter Coolidge.....1984	Jeff Lewis.....1987	John Gwynn.....1989-91	Kevin Freeman*.....1997-99	Ryan Swaller.....2002						

Kemba Walker.....2009-11	Rodney Purvis*.....2017	Sidney Wilson.....2019-20																							
16	Henry Olyarczyk.....1946	Seymour Menchel.....1952-54	Don Burns*.....1955																						
17	Ernest Gates.....1949	Clyde Brouker.....1952	George Dargati.....1953	Bob Guinnessey.....1954																					
18	Charles Muzikevic.....1946	Richard Watson.....1952-54	Joe Giminski.....1955																						
19	Burr Carlson.....1952	Gene Sullivan.....1953	Gordon Ruddy*.....1954-55																						
20	William Ebel.....1952	Joseph Haberl.....1953-54	Ron Anastasio.....1956	Gene King.....1957-58	Tom Kellerman.....1960	Rodney Bass.....1974-75	John Fearon.....1978-79	Glen Miller.....1980-81	Terence Warren.....1985-86	Murray Williams.....1988-91	Kyle Chapman.....1997	Justin Brown.....2000-03	Antonio Kellogg.....2005	Trey James.....2013	Lasan Kromah.....2014	Andrew Hurley.....2021+									
21	Melvin Kleckner*.....1952-53	Jim Ahearn.....1955	Don Burns*.....1956-57	Jack Rose.....1958-60	Andy Zuchry.....1962-63	Dennis Stanek.....1964	P.J. Curran.....1965-67	Joseph Kubachka.....1968	Doug Melody.....1970-72	Jimmy Foster.....1973-74	Dennis Wolff.....1977-78	Al Frederick.....1984-85	Steve Pikiell.....1987-91	Toraino Walker*.....1992-93	Ricky Moore.....1996-99	Scott Hazelton.....2001-02	Josh Boone.....2004-06	Stanley Robinson.....2007-10	Kyle Bailey*.....2011-12	Omar Calhoun.....2013-16	Mamadou Diarra.....2017-19	Adama Sanogo.....2021+			
22	Vin Yokabaskas.....1952	Stanley Zima*.....1953	Tom Gallagher.....1954	Fran Quinn.....1955-57	Wade Anderson.....1962	Charles Talbott.....1964	Chris Whitcomb*.....1965	Bill Corley.....1966-68	David Yager.....1969	Paul Zorsky.....1970	Al Vaughan.....1971-73	Mike Armstrong.....1977-78	Clay Johnson.....1979-81	Eddie Williams.....1983-86	Greg Economou*.....1988	Roof Sellers.....1989-92	Greg Yeomans.....1995	Antrich Klaiber.....1996-99	Rudy Gay.....2005-06	Alex Hornat*.....2010	Roscoe Smith.....2011-2012	Leon Tolksdorf.....2013-2014	Pat Lenehan*.....2015	Terry Larrier.....2017-18	Kwintin Williams*.....2019
23	Lou Orlando.....1952-53	Ron Bushwell.....1954-56	Brian Kinry.....1962	Kenneth Whitney.....1964-66																					

Fredric Malan, Jr.....1967-69	Ray Brooks.....1970	William Woolsey.....1971	Lee Otis Wilson*.....1975	William Brandon.....1977	Bruce Kuczeski.....1980-83	Greg Economou.....1987	Lyman DePriest.....1988-91	Rudy Johnson.....1993-96	Albert Mouring.....1998-2001	Marcus White.....2003-04	Benjamin Stewart.....2011-12	Dave Vandal.....2013	Nnamdi Amilo.....2014-16	Juwan Durham.....2017	Eric Cobb*.....2018	Akok Akok*.....2020					
24	Robert O'Brien.....1953-54	Bob Malone.....1955-57	Dave King*.....1960	Fred Roeber.....1962	John Fahey.....1963	James Thaxter.....1964	Stanley Olander.....1965-67	Tim Smith.....1967-68	Bob Staak.....1969-71	John Kreusser.....1976-77	Larry Blucher.....1982-84	Scott Burrell.....1990-93	Dion Carson.....1996-97	Jason Baisch.....2004-05	Craig Austria.....2006-09	Darius Smith.....2010	Daniel Guest.....2015	Christian Foxen.....2016-18			
25	Wallace Widholm.....1952	Art Quimby.....1953-55	Paul Kaspar.....1956-58	Phil Harney.....1959	Dick Rogers.....1960	Gerry Manning*.....1960-61	David Storrs.....1968	Patrick Mullin.....1972-73	John Hanson*.....1974-75	Dennis Long.....1977-79	Craig Wood.....1980-81	Anthony Moye.....1985	Phil Gamble.....1986-89	Craig Zelner.....1998	Ed Tonela.....1999	Ace Watanasuparp*.....2001	Mike Hayes.....2002-03	Rob Garrison.....2006-07	Michael Bradley.....2011-12	Tor Watts.....2013-14	Josh Carlton.....2018+
30	Gordon Ruddy*.....1956	Larry Doyle.....1957-58	Bob Countryman.....1959-60	Norman Bailey.....1981-83	John Shea.....1985-86	Marc Suhr.....1989-91	Monquencio Hardnett.....1997-98	Mike Woodward*.....2000	Shamon Tooles.....2001-04	Jim Veronick*.....2008	Scottie Haralson.....2009										
31	Jim O'Connor.....1956-58	George Uhl.....1960-61	Gerry Manning*.....1962-63	Martin Setter.....1964	Bill Holowaty.....1965-67	John Crisp.....1969-70	Alan Srebnick.....1969	Lawrence Truster.....1972	Kenneth Wright.....1973-75	Lawrence Kelly.....1976	Albert Johnson.....1977-79	Mark Benson.....1980-81	Robert Ursery.....1986-88	Tim Pikiell.....1990-92	Brian Fair*.....1993-95	Sam Funches.....1997	E.J. Harrison*.....1999	Ace Watanasuparp*.....2002	Rashad Anderson.....2003-06	Michael Noyes.....2016-18	Javonte Brown.....2021+

32	Fred Winseck.....1956	John Warren.....1957	Bill Madison.....1959-61	Bill Della Sala.....1962-65	Robert Steinberg.....1966-68	Stephen Koski.....1969-70	Patrick DeVries.....1971-72	Earl Wilson, Jr.....1973-75	Jake Robinson.....1976-77	John Delagrance.....1978-80	Ken Henry.....1984-85	Tate George.....1987-90	Shawn Ellison.....1991	Kirk King*.....1994-95	Richard Hamilton.....1997-99	Tony Robertson.....2000-03	Ed Nelson.....2005-06	Jonathan Mandel dove.....2007-09	Shonn Miller.....2016	
33	Bob Cherepy.....1956-58	Pete Kelly.....1959-61	Al Ritter.....1962-64	Ron Ritter.....1965-67	Karl Niederwerfer.....1968	Ron Hrubala.....1969-71	Taurus Prekistas.....1972	William Dedhan.....1973	Patrick Sibilia.....1974-75	Ken Blume.....1977-78	Gerry Besselink.....1984-87	Willie McCloud.....1988-89	Donny Marshall.....1992-95	Kevin Freeman*.....2000	Daryl Woods.....2002	Denham Brown.....2003-06	Gavin Edwards.....2007-10	Terrence Ditimi.....2015	Restinel Lomotey.....2017	
34	Dick Kiernan*.....1957	Glenn Cross*.....1958-59	Dave King*.....1961-62	Michael Salmon.....1963	Kenneth Libertoff.....1964-66	Anthony Anelauskas*.....1967	Sandford Fishman.....1968	Stephen Townsend.....1969	John Crisp.....1970	Lee Barbach.....1971-72	Curtis Johnson.....1973-75	Randy LaVigne.....1976-79	Tim Coles.....1983-86	Marte Smith.....1990	Brian Fair*.....1992	Ray Allen.....1994-96	Souleymane Wane.....1998-2001	Hasheem Thabeet.....2007-09	Alex Oriakhi.....2010-12	David Onuorah.....2018
35	John Thomas.....1974-76	Mike Vaughan.....1982-84	Richard Moore.....1999-2000	Mike Woodward*.....2001-03	Marty Gagne.....2006-07	Alex Hornat*.....2008	Charles Okwandu.....2009-11	Amida Brimah.....2014-17												
40	Billy Schmidt.....1957-58	Walt Griffin*.....1959-60	Bill Hulteen.....1961-63	Charles Slimowicz.....1964	Richard Thompson.....1965-67	Tom McCrocklin.....1969-70	Steven Bell.....1971-72	Eric DeCicco.....1974	Larry Kelly.....1975	Jim Abramaitis.....1976-80	Jeff King.....1985-88	Chris Fleming.....1989	Nadav Henefeld.....1990	Travis Knight.....1993-96	E.J. Harrison*.....1998	Justin Evanovich.....2003-04	Johnnie Bird*.....2008	Jim Veronick*.....2009	Ethan Waite.....2012	Daniel Brocke.....2019

41	Al Cooper.....1957-59	Neil Horne.....1961	Phil Hoagland.....1969-71	Gary Custick.....1972-74	Frederic Beloin.....1976	Nick Stefkovich.....1977-80	Vincent Ithier.....1983-84	Matt Garrey.....2019+											
42	Wayne Davis.....1957-59	Dave Daniels.....1960-61	Walt Griffin*.....1962	Toby Kimball.....1963-65	John Cafarelli.....1966	Bill Gray.....1967	Tony Budzinsky.....1968-70	Bob Parsons.....1971-73	Roger Lawton.....1974-75	Tony Hanson*.....1976-77	Toraino Walker*.....1990-91	Donyell Marshall.....1992-94	Khalid El-Amin.....1998-00						
43	Ed Martin.....1958-60	Glenn Cross*.....1961	Ed Slomcinski.....1962-64	Robert Cote.....1965	Karl Niederwerfer*.....1966	Gerard Bilodeau.....1967-69	Thomas Coleman.....1970	James Pendulick.....1971	William Deehan.....1972	Richard Semo.....1974	Peter Axtenn.....1975	Jeff Carr.....1976-79	Matt Bremmer.....1984-85	Jake Voskuhl.....1997-00					
44	John Pipczynski.....1958-60	Bob Haines.....1961-63	Chris Whitcomb*.....1964	Wes Bialosukeman.....1965-67	Thomas Coleman.....1968	Anthony Anelauskas*.....1969	Robert Taylor.....1970-71	Cal Chapman, Jr.....1972-74	Lee Otis Wilson*.....1976	Alfred Lewis.....1977-80	Bill Taylor.....1983	Brian Buckelew.....1982	James Spradling.....1987-88	Predrag Meteric.....1996	Chris Crowley.....1998	Johnnie Selvie.....2001-02	John Lindner*.....2009	Rodney Purvis*.....2015-2016	Andre Jackson.....2021+
45	Eric Hayward.....1993-96	Osazee Omokaro.....2006	John Lindner*.....2008	Temi Aiyegbusi.....2017-20															
50	Chuck Aleksinas.....1981-82	Karsten Kibbe.....1987-88	Bill Lanes.....1988	Steve Emt.....1994	Uri Cohen-Mintz.....1995	Stanley Ocitti*.....1999	Marcus Cox.....2000-01	Emeka Okafor.....2002-04											
51	Edmund Saunders.....1999-2001																		
52	Corny Thompson.....1979-82	Pete Kane.....1996																	
53	Jeff Cybart.....1996, 1998																		
55	Dan Cyruilik.....1989-92	Doug Wrenn.....2000	Chris McLaughlin.....2002	Nick Forostoski.....2005-06	Kyle Bailey*.....2008-10														

* - Has worn multiple jersey numbers during career.

UNIVERSITY OF CONNECTICUT NBA DRAFT HISTORY

NAME	RD	#	TEAM SELECTED BY	YEAR
% Daniel Hamilton	2nd	56	Denver Nuggets	2016
Shabazz Napier	1st	24	Charlotte Hornets	2014
# DeAndre Daniels	2nd	37	Toronto Raptors	2014
& Andre Drummond	1st	9	Detroit Pistons	2012
% Jeremy Lamb	1st	12	Houston Rockets	2012
# Kemba Walker	1st	9	Charlotte Bobcats	2011
Ater Majok	2nd	58	Los Angeles Lakers	2011
Stanley Robinson	2nd	59	Orlando Magic	2010
# Hasheem Thabeet	1st	2	Memphis Grizzlies	2009
A.J. Price	2nd	52	Indiana Pacers	2009
% Rudy Gay	1st	8	Houston Rockets	2006
Hilton Armstrong	1st	12	NO/OK City Hornets	2006
# Marcus Williams	1st	22	New Jersey Nets	2006
# Josh Boone	1st	23	New Jersey Nets	2006
Denham Brown	2nd	40	Seattle Sonics	2006
% Charlie Villanueva	1st	7	Toronto Raptors	2005
# Emeka Okafor	1st	2	Charlotte Bobcats	2004
# Ben Gordon	1st	3	Chicago Bulls	2004
% Caron Butler	1st	10	Miami Heat	2002
Jake Voskuhl	2nd	33	Chicago Bulls	2000
# Khalid El-Amin	2nd	34	Chicago Bulls	2000
# Richard Hamilton	1st	7	Washington Wizards	1999
# Ray Allen	1st	5	Minnesota Timberwolves	1996
Travis Knight	1st	29	Chicago Bulls	1996
Doron Sheffer	2nd	36	Los Angeles Clippers	1996
Donny Marshall	2nd	39	Cleveland Cavaliers	1995
# Donyell Marshall	1st	4	Minnesota Timberwolves	1994
Scott Burrell	1st	20	Charlotte Hornets	1993
Chris Smith	2nd	34	Minnesota Timberwolves	1992
Tate George	1st	22	New Jersey Nets	1990
Clifford Robinson	2nd	36	Portland Trail Blazers	1989
Earl Kelley	5th	102	San Antonio Spurs	1986
Bruce Kuczenski	3rd	59	New Jersey Nets	1983
Corny Thompson	3rd	50	Dallas Mavericks	1982
Chuck Aleksinas	4th	76	Chicago Bulls	1982
Mike McKay	5th	95	Utah Jazz	1982
Jim Abromaitis	5th	95	New Jersey Nets	1980
Tony Hanson	3rd	50	New Orleans Jazz	1977
John Thomas	9th	141	Chicago Bulls	1976
Jimmy Foster	4th	57	Cleveland Cavaliers	1974
Bill Corley	19th	208	San Diego Rockets	1968
Wes Bialosuknia	4th	37	St. Louis Hawks	1967
Toby Kimball	3rd	25	Boston Celtics	1965

Underlined players indicate lottery selections

-- Early entry after junior season at UConn

% -- Early entry after sophomore season at UConn

& -- Early entry after freshman season at UConn

UCONN NBA UNRAFTED FREE AGENTS

NAME	FIRST NBA TEAM	YEAR
Rodney Purvis	Orlando Magic	2018
Jerome Dyson	New Orleans Hornets	2012
Jeff Adrien	Golden State Warriors	2010
Kevin Ollie	Dallas Mavericks	1995
Jim Ahearn	Boston Celtics	1955
Art Quimby	Rochester Royals	1955
Worthy Patterson	St. Louis Hawks	1954
Burr Carlson	Philadelphia Warriors	1952




RAY ALLEN - No. 5 overall pick (1996)



EMEKA OKAFOR (right), BEN GORDON - No. 2, No. 3 overall picks (2004)



UConn's NBA All-Stars



RIP HAMILTON

Detroit
2006
2007
2008



RAY ALLEN

<u>Milwaukee</u>	<u>Seattle</u>	<u>Boston</u>
2000	2004	2008
2001	2005	2009
2002	2006	2011
	2007	



CARON BUTLER

Washington
2007
2008



ANDRE DRUMMOND

Detroit
2016
2018



KEMBA WALKER

<u>Charlotte</u>	<u>Boston</u>
2017	2020
2018	
2019	



CLIFF ROBINSON

Portland
1994



2020-21 UCONN HUSKIES

Front row (l-r): Andrew Hurley, Brendan Adams, R.J. Cole, James Bouknight, Jalen Gaffney, Andre Jackson, Tyrese Martin.

Second row (l-r): Richie Springs, Adama Sanogo, Akok Akok, Javonte Brown, Josh Carlton, Tyler Polley, Isaiah Whaley, Matt Garry.

