

2019-20 UCONN BASKETBALL



2019-20 SEASON WRAP

UConn Huskies

(19-12 overall)

(10-8 American)

UCONN BASKETBALL SCHEDULE/RESULTS

Date	Opponent	TV	Time/Result
NOVEMBER			
Fri 8	Sacred Heart (GP)	SNY	W, 89-67
Wed 13	St. Joseph's (GP)	CBS SN	L, 87-96
Sun 17	#15 Florida (GP)	ESPN	W, 62-59
<u>21-24 Charleston Classic, TD Arena, Charleston, S.C.</u>			
Thu 21	vs. Buffalo	ESPNU	W, 79-68
Fri 22	vs. #18/#21 Xavier	ESPNU	L, 74-75 (2ot)
Sun 24	vs. Miami	ESPN2	W, 80-55
DECEMBER			
Sun 1	Maine (XL)	SNY	W, 64-40
Wed 4	Iona (GP)	SNY	W, 80-62
<u>10 Jimmy V Classic, Madison Square Garden, New York, N.Y.</u>			
Tue 10	vs. ARV/ARV Indiana	ESPN	L, 54-57
Wed 18	Saint Peter's (XL)	SNY	W, 66-56
Sun 22	New Hampshire (XL)	SNY	W, 88-62
Sun 29	NJIT (XL)	SNY	W, 69-47
JANUARY			
Wed 1	*at Cincinnati	CBS SN	L, 51-67
Sat 4	*at USF	ESPNU	L, 60-75
Wed 8	*Tulane (GP)	CBS SN	W, 67-61
Sun 12	*#23/#23 Wichita St. (XL)	CBS SN	L, 86-89 (2ot)
Sat 18	at #14/#15 Villanova	FS1	L, 55-61
Thu 23	*at #25/#24 Houston	ESPNU	L, 59-63
Sun 26	*Tulsa (XL)	CBS SN	L, 75-79 (ot)
Wed 29	*Temple (GP)	ESPNews	W, 78-63
FEBRUARY			
Sat 1	*at ARV/ARV Memphis	CBS	L, 63-70
Thu 6	*at ARV/ARV Tulsa	ESPN2	W, 72-56
Sun 9	*Cincinnati (GP)	CBS SN	W, 72-71 (ot)
Wed 12	*at SMU	ESPNews	L, 75-79
Sun 16	*Memphis (XL)	ESPN	W, 64-61
Thu 20	*at Temple	ESPN2	L, 89-93 (2ot)
Sun 23	*USF (GP)	CBS SN	W, 78-71
Wed 26	*UCF (XL)	ESPNU	W, 81-65
Sat 29	*at East Carolina	ESPNU	W, 84-63
MARCH			
Thu 5	*#21/#21 Houston (GP)	CBS SN	W, 77-71
Sun 8	*at Tulane	ESPNU	W, 80-76
<u>AAC Championship -- Dickies Arena, Fort Worth, Texas</u>			
Thu 12	vs. #12 seed Tulane	ESPNU	Cancelled
Fri 13	vs. #4 seed Wichita State	ESPNU	Cancelled
Sat 14	AAC Semifinals	ESPN2	Cancelled
Sun 15	AAC Championship	ESPN	Cancelled

*— American Athletic Conference Opponent

GP - Gampel Pavilion, Storrs, Conn.; XL - XL Center, Hartford, Conn.; MSG - Madison Square Garden, New York, N.Y.

All times Eastern Standard

2019-20 SEASON

Although the 2019-20 season ended so abruptly -- with the cancellation of the AAC Championship and NCAA Championship due to public health concerns -- the **UConn men's basketball team** finished on a high note.

The Huskies finished their season on a five-game winning streak, all in conference, to end with a record of 19-12 overall -- 3 wins and 5 losses better than the previous season -- and a 10-8 AAC record, a four-win improvement, good enough for a fifth-place tie, their highest league finish since 2016-17 and most league wins since 2015-16.

Senior guard **Christian Vital** led the Huskies in scoring (16.4), rebounding (6.3) and steals (2.5). He was an AAC All-Conference First Team pick, a two-time AAC Player of the Week, a six-time AAC Weekly Honor Roll selection, and ended his UConn career with 1,735 points, 10th on the all-time scoring list. Freshman guard **James Booknight** also averaged in double figures (13.0), was named Player of the Week once and Freshman of the Week twice and was named an AAC All-Conference Third Team selection, as well as a unanimous AAC All-Freshman Team pick. Redshirt junior **Alterique Gilbert** led the team in assists (3.8), while redshirt freshman **Akok Akok**, despite missing the last six games with injury, led the Huskies in blocked shots (2.6).

As of March 23, the Huskies will lose senior Christian Vital, redshirt junior Alterique Gilbert (transfer portal) and senior walk-on **Temí Aiyegbusi** from this year's playing roster.

BROADCAST INFORMATION

TELEVISION

Various networks

RADIO

UConn/IMG Sports Network

Mike Crispino (pbp)
Wayne Norman (analyst)

97.9 FM-ESPN Hartford

WAVZ-New Haven (1300 AM)
WICC-Bridgeport (600 AM)
WATR-Waterbury (1320 AM)
WINE-Danbury (940 AM)
WGCH-Greenwich (1490 AM)
WILI-Willimantic (1400 AM,
95.3 FM)

HUSKY BITES

⇒ **Coach Dan Hurley** is in his second season as the 19th head coach in the history of UConn men's basketball. Hurley has an overall collegiate coaching record of 186-134 (.581) in 10 seasons -- two at Wagner College, six at the University of Rhode Island, and two at UConn. He has taken two teams to the NCAA Tournament, one to the NIT and is a former Atlantic 10 Coach of the Year. He is 35-29 (.547) in two years at UConn.

⇒ **UConn** appeared on eight different television stations during the 2019-20 season. The individual breakdown of UConn's record on each: SNY (6-0), ESPN (2-1), ESPN2 (2-1), ESPNU (4-3), ESPNews (1-1), CBS (0-1), CBS Sports Network (4-4), FS1 (0-1).

⇒ **UP NEXT:** The 2020-21 season, as UConn re-enters the Big East Conference.

FOR MORE INFO ON UCONN BASKETBALL
PLEASE CONTACT: PHIL CHARDIS
Assistant Director of Communications
phil.chardis@uconn.edu; twitter: @UConnMBB
Office: 860-486-3531; Mobile: 860-771-3314



2019-20 UCONN BASKETBALL SEASON WRAP

uconnhuskies.com / @UConnMBB



2020 AIR FORCE RESERVE AMERICAN ATHLETIC CONFERENCE MEN'S BASKETBALL CHAMPIONSHIP
MARCH 12-15 | DICKIES ARENA | FORT WORTH, TEXAS

FIRST ROUND
Thursday, March 12

QUARTERFINALS
Friday, March 13

SEMIFINALS
Saturday, March 14

CHAMPIONSHIP
Sunday, March 15



@American_MBB



AmericanConf



American_Conf



2019-20 UCONN BASKETBALL SEASON WRAP
uconnhuskies.com / @UConnMBB



UCONN INFORMATION

Location.....Storrs, Conn.
Enrollment.....27,721
Founded.....1881
President....Thomas C. Katsouleas
Ath. Director.....David Benedict
Conference.....American Athletic Conference
Home Courts.....
Gampel Pavilion (10,167)
XL Center (15,564)
Nickname.....Huskies
Colors.....National Flag Blue (Navy) & White
Website.....uconnhuskies.com
Twitter.....@UConnMBB

TEAM INFORMATION

2019-20 overall record.....19-12
2019-20 conference record (American Athletic).....10-8 (5th)
2020 AAC Championship.....NA
Starters returning/lost.....4/1
Scholarship players returning/lost.....10/2
Office phone.....860-486-2720

COACHING STAFF

Head coach.....
Dan Hurley (Seton Hall '96)
Record at school/years.....35-29/2
Career record/years.....186-134/10
Assistant Coaches.....
Kenya Hunter (Duquesne '96, N.C. State '98)
Tom Moore (Boston U. '87)
Kimani Young (UTEP '98)
Director of Operations.....
Eric Youncofski (URI '15)
Dr. of Recruiting-Video.....
Tripp Doherty (Fairfield '14)

ATHLETIC COMMUNICATIONS

Assistant Director/ Primary Basketball Contact.....
Phil Chardis
Email.....phil.chardis@uconn.edu
Office phone.....860-486-3531
Mobile phone.....860-771-3314
Secondary Contact...Jalen Manning
Email....jalen.manning@uconn.edu
Office phone.....860-486-1498
Mobile phone.....316-371-0191

2019-20 UCONN BASKETBALL ROSTER

2019-20 Numerical Roster

Table with columns: #, Name, Yr., Pos., Ht., Wt., Hometown/Last School. Lists 25 players including Jalen Gaffney, Christian Vital, James Bouknight, etc.

2019-20 Alphabetical Roster

Table with columns: #, Name, Yr., Pos., Ht., Wt., Hometown/Last School. Lists 25 players alphabetically including Brendan Adams, Temi Aiyegbusi, Akok Akok, etc.

* -- will sit out 2019-20 as a transfer student

COACHING STAFF

Head Coach: DAN HURLEY, (Seton Hall '96)
Assistant Coach: KENYA HUNTER (Duquesne '96, N.C. State '98), 2nd season at UConn
Assistant Coach: TOM MOORE (Boston University '87), 15th season at UConn
Assistant Coach: KIMANI YOUNG (UTEP '98), 2nd season at UConn
Athletic Trainer: JAMES DORAN (San Diego St. '98; M.S-Wyoming '00), 15th season at UConn
Director of Human Performance: SAL ALOSI (Hofstra '01), 2nd season at UConn
Director of Operations: ERIC YOUNCOFSKI (Rhode Island '15), 2nd season at UConn
Director of Recruiting-Video: TRIPP DOHERTY (Fairfield '14), 2nd season at UConn
Director of Player Development: TALIEK BROWN (UConn '13), 2nd season at UConn
Graduate Assistant: OWEN SAMMARONE (Rhode Island '18), 2nd season at UConn
Graduate Assistant: MAT JOHNSON (Tampa '17), 1st season at UConn
Student Assistant Coach: MAMADOU DIARRA (UConn '20)

AMERICAN CONFERENCE PLAY: With its return to the Big East Conference in 2020-21, UConn has wrapped up seven seasons of play in the American Athletic Conference with an overall 65-61 record (.516) in regular-season league play, 43-22 at home and 22-39 on the road. UConn went 10-8 in conference play this year, its most conference wins since 2015-16 (11-7). UConn's win-loss breakdown in regular-season play against each AAC opponent is as follows: vs. UCF 9-3; vs. Cincinnati 3-11, vs. ECU 9-1; vs. Houston 3-8; vs. Memphis 6-7; vs. USF 10-2; vs. SMU 4-8; vs. Temple 6-8; vs. Tulane 9-0; vs. Tulsa 3-7; vs. Wichita State 1-4; vs. Louisville 0-2; vs. Rutgers 2-0. In 34 seasons in the Big East Conference, the Huskies compiled a 325-233 record (.582) in regular-season play.

UCONN IN THE AAC CHAMPIONSHIP: UConn has finished its six seasons of competition in the American Athletic Conference Championships with the most wins of any team in AAC tourney play. In the six years of the AAC Championship, the Huskies had a combined 11 wins. UConn won the AAC title once (2016), finished as the runner-up twice (2014, 2015) and bowed in the semifinals once (2017). Cincinnati is second in wins with 9, while SMU has 8. Percentage-wise, UConn's .688 (11-5) ranks fourth in AAC Championship play behind



2019-20 UCONN BASKETBALL SEASON WRAP

uconnhuskies.com / @UConnMBB



Senior Christian Vital addresses the sold-out Gampel Pavilion crowd after the final home game of the 2019-20 season against Houston.

home record of 48-9 (.842) in regular-season, non-conference games. UConn finished with a 9-4 record in regular-season non-conference games this season.

VERSUS RANKED OPPONENTS: Using the AP Top 25 as the standard, UConn faced six ranked opponents in 2019-20 and went 2-4 in those games -- two of those four losses came in double overtime (Xavier, Wichita State). Since 1989-90, UConn is 132-124 (.516) against ranked opponents and since UConn's first NCAA championship season of 1998-99, the Huskies are 97-89 (.522) against ranked opponents.

AAC ALL-CONFERENCE: UConn senior **Christian Vital** and freshman **James Bouknight** were honored as the American Athletic Conference announced its all-conference selections, as voted by the league's coaches. Vital, who finished second in the league in scoring and first in steals and free throw percentage as well as among the top 20 in rebounding, was named to the **AAC All-Conference First Team**. He is UConn's first First Team selection since then-sophomore **Jalen Adams** in 2016-17. Bouknight, who was eighth in the league in scoring, was named to the **All-Conference Third Team** and was a unanimous selection to the **AAC All-Freshman Team**.

AAC WEEKLY HONORS: UConn senior **Christian Vital** was named the **American Athletic Conference Player of the Week** for two consecutive weeks on the final two weeks of the season, on March 9 after leading the Huskies to wins over Houston and Tulane, and also on March 16 after leading the Huskies to wins over UCF and ECU. Vital was also been named to the **AAC Weekly Honor Roll** six times this season.

Freshman **James Bouknight** was named to the **AAC Weekly Honor Roll** on March 2 after averaging 17.5 points and 8.5 rebounds in the wins over UCF and ECU. Bouknight was the **AAC Freshman of the Week** on Feb. 17 after he averaged 19.0 points and 5.0 rebounds against SMU and Memphis. Bouknight was named **AAC Player of**

AMERICAN ATHLETIC CONFERENCE

Final

	American			Overall			
	W-L	H	A	W-L	H	A	N
Cincinnati	13-5	8-1	5-4	20-10	13-2	5-6	2-2
Houston	13-5	9-0	4-5	23-8	14-2	6-6	3-0
Tulsa	13-5	8-1	5-4	21-10	15-3	6-7	0-0
Wichita St.	11-7	7-2	4-5	23-8	17-2	5-5	1-1
UCONN	10-8	7-2	3-6	19-12	14-3	3-7	2-2
Memphis	10-8	7-2	3-6	21-10	15-3	5-6	1-1
SMU	9-9	8-1	1-8	19-11	15-2	4-9	0-0
Temple	6-12	4-5	2-7	14-17	8-7	4-8	2-2
UCF	7-11	4-5	3-6	16-14	10-6	4-7	2-1
USF	7-11	4-5	3-6	14-17	10-7	3-6	1-4
ECU	5-13	4-5	1-8	11-20	9-7	1-11	1-2
Tulane	4-14	2-7	2-7	12-18	7-7	3-7	2-4

UCONN IN THE AMERICAN

All games (Final)			AAC games (Final)		
Individual			Individual		
Scoring			Scoring		
Vital	2nd	16.4	Vital	2nd	17.9
Bouknight	15th	13.0	Bouknight	8th	15.3
Rebounding			Rebounding		
Vital	11th	6.3	Whaley	7th	6.6
Carlton	14th	6.1	Vital	19th	5.4
Akok	19th	5.5	Offensive Rebounds		
Offensive Rebounds			Whaley	2nd	2.8
Carlton	3rd	2.8	Carlton	4th	2.7
Whaley	13th	2.0	Defensive Rebounds		
Defensive rebounds			Vital	13th	4.3
Vital	9th	5.0	FG Pct.		
FG Pct.			Bouknight	9th	.445
Bouknight	10th	.462	Vital	15th	.394
FT Pct.			FT Pct.		
Vital	1st	.899	Vital	1st	.909
Bouknight	3rd	.822	Bouknight	3rd	.851
3-PT. Made			3-PT. Pct.		
Vital	3rd	2.1	Gilbert	8th	.365
Assists			3-PT. Made		
Gilbert	5th	3.8	Vital	2nd	2.3
Steals			Assists		
Vital	1st	2.5	Gilbert	10th	3.1
Blocked shots			Steals		
Akok	1st	2.6	Vital	1st	2.6
Whaley	6th	1.5	Blocked shots		
Carlton	9th	1.1	Whaley	2nd	1.9
Assist/Turnover Ratio			Carlton	11th	0.9
Gilbert	5th	1.6	Assist/Turnover Ratio		
Minutes Played			Gilbert	9th	1.4
Vital	13th	32.2	Minutes Played		
Akok	27th	28.0	Vital	11th	34.4
Gilbert	29th	27.3	Bouknight	21st	29.8
Team			Team		
Scoring	2nd	72.8	Scoring	1st	72.8
Scoring Margin	4th	+5.8	Scoring Margin	5th	+2.1
FG Pct.	8th	.420	FG Pct.	7th	.410
3-Pt. Pct.	5th	.324	3-Pt. Pct.	10th	.306
3-Pt. Made	5th	7.0	3-Pt. Made	7th	6.7
Scoring Def.	6th	67.0	Scoring Def.	9th	70.7
FT Pct.	2nd	.742	FT Pct.	1st	.762
FG Pct. Def.	7th	.415	FG Pct. Def.	10th	.435
3-Pt. Pct. Def.	7th	.330	3-Pt. Pct. Def.	11th	.349
Off. Reb.	2nd	12.7	Off. Reb.	2nd	13.0
Def. Reb.	8th	25.2	Def. Reb.	8th	24.3
Reb. Margin	6th	+2.8	Reb. Margin	4th	+2.2
Assists	8th	12.9	Assists	8th	12.4
Steals	6th	7.1	Steals	2nd	7.5
Blocks	1st	6.0	Blocks	1st	5.3
TO Margin	3rd	+1.4	TO Margin	3rd	+0.7
Ast/TO Ratio	10th	0.9	Ast/TO Ratio	9th	0.9
Home Atten.	4th	9,199	Home Atten.	4th	10,171



2019-20 UCONN BASKETBALL SEASON WRAP

uconnhuskies.com / @UConnMBB

the Week on Feb. 10, following his performances against Tulsa and Cincinnati. **Bouknight** was also named the **AAC Freshman of the Week** on Nov. 25 for his play in the three-game Charleston Classic. He was UConn's first Freshman of the Week in three years.

Junior **Josh Carlton** was named to the Honor Roll once on Dec. 9 after posting a double-double against Iona.

AAC PLAYER OF THE WEEK

Christian Vital (2).....March 2, March 9
James Bouknight (1).....Feb. 10

AAC WEEKLY HONOR ROLL

Christian Vital (6).....Nov. 11, Nov. 18, Dec. 30, Jan. 13, Feb. 3, Feb. 24
Josh Carlton (1).....Dec. 9
James Bouknight (1).....March 2

AAC FRESHMAN OF THE WEEK

James Bouknight (2).....Nov. 25, Feb. 17

DYNAMIC DUO: UConn senior **Christian Vital** and freshman **James Bouknight** combined to form the highest-scoring duo in American Conference games this season. Vital and Bouknight combined to average 33.2 points per game in conference play, ahead of East Carolina's Jayden Gardner and Tristen Newton (31.6), as well as Cincinnati's Jarron Cumberland and Tre Scott (30.0) and Tulane's Christian Thompson and Tashaun Hightower (30.0).

YOUTH MOVEMENT: In five games this season, UConn had three freshmen -- **Akok Akok**, **James Bouknight**, and **Jalen Gaffney** -- in its starting lineup. It is the first time the Huskies have started three freshmen since the 2010-11 season, when a freshman trio started in 23 games. Before this season, the last game in which it happened was on April 4, 2011 -- the NCAA national championship game against Butler in Reliant Stadium in Houston -- when **Tyler Olander**, **Roscoe Smith** and **Jeremy Lamb** started for the Huskies.

WINNING STREAK: After a 1-5 start in American Athletic Conference play this season, **UConn** fought its way back to a 10-8 finish and ended the regular season on a five-game winning streak. It is UConn's first five-game winning streak since the tail end of the 2015-16 season, when the Huskies had won five straight before ending their season with a loss to Kansas in the second round of the NCAA Tournament.

20 TIMES THREE: UConn freshman **James Bouknight** put together three consecutive 20-point scoring games -- 22 against Tulsa, 23 against Cincinnati, and 21 against SMU -- the first UConn freshman to accomplish that feat since **Jeremy Lamb** did it in 2010-11 against Marquette (24), Louisville (21) and Syracuse (22).

TRIPLE DOUBLE: For the first time in the 63 years that such records have been kept (since 1956-57), UConn has played three multi-overtime games in the same season. The current Huskies bowed in double overtime to Xavier on Nov. 22, lost to Wichita State in double overtime on Jan. 12, and fell to Temple in double overtime on Jan. 20. UConn set single-season school records in 2012-13 with seven overtime games played and with five overtime wins.

THE GOOD BOUK: Following the Charleston Classic, UConn freshman **James Bouknight** was named to the **All-Tournament Team**. Bouknight scored 40 points in the three games (13.3 average), averaged 4.3 rebounds and shot a remarkable .727 overall.

DOUBLE-DOUBLES: During the 2019-20 season, the Huskies recorded 14 double-doubles: five by junior **Isaiah Whaley**, three by junior **Josh Carlton**, three by senior **Christian Vital**, and one each by redshirt junior **Alterique Gilbert**, junior **Tyler Polley**, and freshman **James Bouknight**.

CHARGE ACCOUNT: **UConn** drew 31 charges this season, led by 10 by senior **Christian Vital**. Redshirt junior **Alterique Gilbert** drew six, freshman **Jalen Gaffney** drew five, and junior **Isaiah Whaley** drew four, while sophomores **Brendan Adams** and **Sid Wilson** each drew three.

MAKING THE LISTS: In the final NCAA statistics of the season, the Huskies appeared high on a few national lists. Senior **Christian Vital** ranked 8th in the nation in free throw percentage at .899. He also ranked 8th in steals per game at 2.52 and 9th in total steals with 78. Redshirt freshman **Akok Akok**, who missed the final six games due to a ruptured Achilles, still ranked 12th in blocked shots per game at 2.64 and 26th in total blocks with 66. **UConn**, as a team, was tied for third in blocked shots per game at 6.0 and fifth in total blocks with 185.

TOP 10 ALL-TIME SCORER: UConn senior guard **Christian Vital** scored 28 points in the season finale against Tulane on March 8 to up his career total to 1,735 points, rising to No. 10 on the all-time UConn scoring list. Vital became a member of UConn's 1,000-point club on Jan. 19, 2019, in a victory over Tulane at Gampel Pavilion. Vital also hit three 3-pointers against Tulane to hike his career total to 265 career three-pointers made, placing him at No. 2 on that all-time list, behind only all-time leader **Rashad Anderson** (276). His 215 career steals rank Vital No. 3, behind **Scott Burrell** (310) and **Shabazz Napier** (251).

ALL-TIME AAC LEADER: With four three-pointers against USF, UConn senior **Christian Vital** became the all-time leader in the American Athletic Conference in three-pointers made, passing Temple's Shizz Alston (250). He finished with 265. **Vital** is also finished his career ranked 3rd in points scored (1,735), 3rd in steals (215) and 4th in free throws made (402).

CONSECUTIVE GAMES: UConn senior guard **Christian Vital** finished the season with the current longest UConn streak of games played with 100 straight, while junior center **Josh Carlton** has the longest streak of games started at 66. Starting the 2020-21 season, Carlton will also have the longest active streak of consecutive games played with 96.

TOURNAMENT TRADITION: **UConn** will continue its tradition of participating in top-notch November tournaments next season when it plays in the **2020 Legends Classic**, which culminates on Nov. 23-24 at Barclays Center in Brooklyn, N.Y. The Huskies, along with Notre Dame,

Two Sign NLOI With UConn

The UConn men's basketball program has received signed National Letters of Intent from guard **Andre Jackson** and center **Javonte Brown-Ferguson**.

Jackson, a versatile 6-7, 195-pound wing from Albany, N.Y., and Brown-Ferguson, a 7-foot, 240-pound big man from Pickering, Ontario, will enroll in UConn classes starting in the summer of 2020. They each will have four seasons of basketball eligibility, beginning with the 2020-21 season.

Jackson, who currently attends Albany Academy, averaged 17.4 points, 10.5 rebounds, 4.6 assists, 3.0 steals and shot an impressive 69 percent last season as he helped the Cadets post a 19-3 record and win the New York Class A State Championship. Jackson is a top 50 prospect who also played for the Albany City Rocks AAU program.

Brown-Ferguson, who just turned 17 years old in September and is in his senior year at Thornlea Secondary School in Thornhill, Ontario, is averaging 24.5 points, 12.0 rebounds, and 3.0 blocks in the 2019-20 season. Brown-Ferguson, who carries a 4.0 GPA and is reclassifying from the Class of 2021 to 2020, also played in the Under Armour Canada Elite AAU program.



2019-20 UCONN BASKETBALL SEASON WRAP

uconnhuskies.com / @UConnMBB



Freshman James Bouknight was a unanimous selection to the AAC All-Freshman Team and was named to the AAC All-Conference Third Team.

Vanderbilt and Southern Cal, will advance to the championship round, with the match-ups still to be announced. UConn and the other semifinalists will begin the tournament with two games on campus. Next season will mark the 14th year of the event, which has staged its semifinals and championship game at Barclays Center since 2012.

SPECIAL MEMORIES: The 2019-20 UConn season was highlighted by two celebrations, commemorating special teams in UConn history. On Jan. 26 at the XL Center in Hartford, UConn honored the 50th anniversary of the 1969-70 UConn team, the first under former Coach Dee Rowe, which won the Yankee Conference championship. Former Huskies who returned for the honor included **Bobby Boyd, Doug Melody** and **Ron Hrubala**. On Feb. 9 at Gampel Pavilion, UConn honored the 30th anniversary of the opening of Gampel Pavilion, which occurred during the 1989-90 season. Members of that team who came back included all-time top scorer **Chris Smith, Scott Burrell** and **Coach Jim Calhoun**.

UCONN 2019-20 STARTING LINEUPS

- Polley, Akok, Carlton, Vital, Gilbert (10-5)
- Akok, Bouknight, Carlton, Vital, Gaffney (3-2)
- Akok, Bouknight, Carlton, Vital, Gilbert (0-4)
- Adams, Bouknight, Carlton, Vital, Gaffney (1-0)
- Bouknight, Whaley, Carlton, Vital, Gaffney (4-1)
- Bouknight, Whaley, Carlton, Vital, Gilbert (1-0)

Team

- 100 Points by a Team**
By UConn 104 vs. Cincinnati, 3/11/16 (4OT)@
By Opponent 102 vs. Arkansas, 11/26/17
- 90 Points by a Team**
By UConn 97 vs. Drexel (XL), 12/18/18
By Opponent 93 at Temple (2ot), 2/20/20
- 40-plus Point Win**
By UConn 97-51 vs. USF, 2/8/17
By Opponent 101-61 at Syracuse, 11/30/77
- 30-plus Point Win**
By UConn 97-65 vs. Drexel (XL), 12/18/18
By Opponent 84-45 vs. Houston, 3/15/19
- 20-plus Point Win**
By UConn 84-63 at ECU, 2/29/20
By Opponent 81-58 vs. Villanova (MSG), 12/22/18

- 60-Percent Shooting by a Team**
By UConn .625 at ECU, 3/10/19
By Opponent .600 vs. Arkansas, 11/26/17

- Single Overtime Game**
UConn Win 72-71 vs. Cincinnati (GP), 2/9/20
UConn Loss 75-79 vs. Tulsa (XL), 1/26/20

- Multi-Overtime Game**
UConn Win 104-97 vs. Cincinnati, 3/11/16 (4ot)@
UConn Loss 89-93 at Temple, 2/20/20 (2ot)

- 10 Three-Point Field Goals Made**
By UConn 10 at ECU, 2/29/20
By Opponent 11 at Villanova, 1/18/20

- 10 Blocks**
By UConn 11 vs Cincinnati (GP), 2/9/20
By Opponent 11 vs. Cincinnati (GP), 2/9/20

- 15 Blocks**
By UConn 15 vs. Maine, 11/13/15

- 10 Steals**
By UConn 12 vs. UCF (XL), 2/26/20

- 60 Rebounds**
By UConn 76 vs. Syracuse, 3/12/09 (6OT)*

Individual

- 40 Points by a Player**
40, Amida Brimah vs. Coppin St., 12/14/14

- 30 Points by a Player**
31, Jalen Adams vs. Tulane (GP), 1/19/19

- 20 Rebounds by a Player**
21, Alex Oriakhi at Texas, 1/8/11

- 15 Rebounds by a Player**
16, Christian Vital vs. Saint Joseph's (GP), 11/13/19

- Two Players with 20 Points**
vs. St. Joseph's (GP), 11/13/19
Christian Vital 26, Alterique Gilbert 22

- Two Players with 10 Rebounds**
vs. Buffalo, 11/21/19
Christian Vital 10, Josh Carlton 10

- 15 Field Goals Made**
15, Kemba Walker vs. Vermont, 11/17/10

- 10 Free Throws Made**
10, Christian Vital vs. Memphis (XL), 2/16/20
11, Christian Vital at Wichita State, 2/10/18
11, Christian Vital vs. Monmouth, 12/2/17

- 10 Assists by a Player**
10, Alterique Gilbert vs. Iona (GP), 12/4/19

- 15 Assists by a Player**
16, Marcus Williams vs. Notre Dame, 1/30/05

- 5 Steals by a Player**
5, Christian Vital vs. Wichita State (XL), 1/12/20

- 5 Blocks by a Player**
6, Isaiah Whaley vs. Memphis (XL), 2/16/20
5, Isaiah Whaley at Tulane, 3/8/20

- 10 Blocks by a Player**
10, Hasheem Thabeet vs. PC, 1/31/09

- 5 Three-Point FGM by a Player**
5, Christian Vital, at ECU, 2/29/20
5, Christian Vital, vs. NJIT (XL), 12/29/19
6, Christian Vital, vs. USF, 3/14/19
5, Tyler Polley, at ECU, 3/10/19

- Single Player with a Double-Double**
Isaiah Whaley, 10p-10r at Tulane, 3/8/20

- Consecutive Double-Double by a Player**
Josh Carlton
20p-16 reb vs. ECU (XL), 2/3/19
18p-13 reb at Temple, 2/6/19

- Triple-Double by a Player**
Daniel Hamilton
11p-11r-11a vs. Central Connecticut, 12/23/15

- Two Players with a Double-Double**
Win, 80-62 vs. Iona, 12/4/19
Josh Carlton: 19p-12r; Alterique Gilbert: 12p-10a

- Six Players in Double Figures**
Win, 78-63 vs. Temple (GP), 1/29/20 -- Christian Vital 15, James Bouknight 12, Brendan Adams 12, Akok Akok 10, Josh Carlton 10, Isaiah Whaley 10

- Five Players in Double Figures**
Win, 80-76, at Tulane, 3/8/20 -- Christian Vital 28, Brendan Adams 12, Alterique Gilbert 10, Isaiah Whaley 10, Josh Carlton 10

- #-NCAA Championship; @-AAC Championship; \$-NIT; *-Big East Championship

UCONN HUSKIES IN THE NBA



At the stoppage point of the 2019-20 NBA season, five former UConn players were on NBA rosters. The five former Huskies are on five different NBA teams, and total a combined 45 seasons of NBA experience. The UConn five are led by **Rudy Gay** (Spurs), in his 14th season. The other former Huskies include **Kemba Walker** (Celtics), in his 9th NBA season, **Jeremy Lamb** (Pacers), in his 8th season, **Andre Drummond** (Cavaliers), also in his 8th year, and **Shabazz Napier** (Wizards) in his 6th season.

In addition, two former UConn players were listed on the rosters of NBA G League teams. They include **Terry Larrier** (Agua Caliente Clippers) and **Jalen Adams** (Erie Bayhawks).



2019-20 UCONN BASKETBALL SEASON WRAP

uconnhuskies.com / @UConnMBB

Dan HURLEY

Head Coach

2nd year at UConn



It didn't take long for Dan Hurley to put his stamp on the UConn men's basketball program. Three games into his first season as the head coach of the Huskies in 2018-19, the team had three victories, including its first win over a nationally-ranked opponent in three years.

As the architect of two previous college basketball rebuilding projects, however, Hurley was well-aware that the challenge of returning the four-time NCAA champion Huskies to national prominence wasn't going to be that easy. As with his two other program turnarounds, there clearly was going to be struggles and growing pains, and UConn's final 16-17 record, while disappointing, was not all that surprising.

Suffering eight losses by margins of seven points or less and dealing with the injury-related absences of starting guards Jalen Adams and Alterique Gilbert for lengthy periods, UConn's progress could easily have included a number of extra wins and the possibility of postseason play. Nevertheless, Hurley clearly instituted a change of culture during Year One and with a Top 20 recruiting class arriving in Year Two, has the program headed in the right direction.

Although he was a national recruit coming out of St. Anthony High School and he put together an impressive college career at Seton Hall, it is as a coach that Hurley has made the basketball world take notice – not only as a winner, posting a 167-122 (.578) career record in nine years as a Division I head coach, but as a program-builder and a positive guiding force for young men. While still a youthful coach in college basketball terms, Hurley has already taken charge of three struggling hoop programs – one prep and two college – and built them into competitors on the national stage. And if his previous stints at St. Benedict's Prep, Wagner College and the University of Rhode Island are any indication, the UConn basketball program has been placed in good hands.

Hurley, who was named the 19th head coach in the history of UConn men's basketball on March 22, 2018, is a product of one of the most well-known basketball families in the country, led by his father, Bob Sr., a Naismith Memorial Basketball Hall of Fame inductee following a legendary high school coach-

ing career at powerhouse St. Anthony in Jersey City (N.J.) and including older brother Bobby, an All-American and two-time National Champion player at Duke, who played for five years in the NBA, and is currently the head coach at Arizona State.

While following in those giant sneaker prints has understandably never been an easy task, Dan Hurley has always embraced the challenge and built himself an extremely impressive basketball resume in the process.

Hurley came to UConn following six years at Rhode Island, where he took a program that went 7-23 in the season before he arrived to a combined 51-18 mark and two NCAA Tournament appearances in his final two years, URI's first NCAA appearances in 18 years. In each year, Hurley guided the Rams to a first-round NCAA tourney victory.

In 2017-18, Hurley's URI team posted a 26-8 record, the most wins by a Rams team in eight years, which included a 16-game winning streak, the second-longest in school history. Rhode Island swept to the Atlantic 10 regular-season title with a 15-3 mark, and spent seven weeks ranked in the national polls, rising as high as No. 14 in the USA Today Coaches poll. Earning a No. 7 seed in the NCAA Tournament, URI defeated Oklahoma in the first round before bowing to second-seeded Duke. Hurley was named Atlantic 10 Coach of the Year, earned his second USBWA District I Coach of the Year Award and sent two of his players to NBA teams, Jared Terrell to the Timberwolves and E.C. Matthews to the Grizzlies.

The previous season, Hurley took Rhode Island to a 25-10 record, earning an automatic NCAA tourney bid by capturing the Atlantic 10 Championship. The 11th-seeded Rams upset sixth-seeded Creighton in the NCAA first round before suffering a three-point loss to No. 3 seed Oregon.

In his six seasons in Rhode Island, Hurley's teams were a combined 113-82 (.579), but an even more impressive 91-43 (.679) with two NCAA appearances and an NIT berth during his last four years.

Previous to his tenure in Kingston, Hurley spent two years at his first Division I head coaching job at Wagner College in the Northeast Conference. Taking over a program that had just five wins in 2009-10, Hurley immedi-

HURLEY COACHING FILE		
1996-97	St. Anthony High School (Asst. Coach)	
1997-2001	Rutgers University (Asst. Coach)	
2001-2010	St. Benedict's Prep (Head Coach, 223-21)	
2010-11	Wagner College	13-17 (9-9 Northeast Conf.)
2011-12	Wagner College	25-6 (15-3 Northeast Conf.)
2012-13	Rhode Island	8-21 (3-13 Atlantic 10)
2013-14	Rhode Island	14-18 (5-11 Atlantic 10)
2014-15	Rhode Island	23-10 (13-5 Atlantic 10)
2015-16	Rhode Island	17-15 (9-9 Atlantic 10)
2016-17	Rhode Island	25-10 (13-5 Atlantic 10)
2017-18	Rhode Island	26-8 (15-3 Atlantic 10)
2018-19	UConn	16-17 (6-12 American)
2019-20	UConn	19-12 (10-8 American)
Totals	Overall: 186-134 (.581)	
	Conference: 98-78 (.557)	
	NCAA Record: 2-2	
	NIT Record: 1-1	

ately upped the win total to 13 in his first season of 2010-11 and nearly doubled that total to a 25-6 mark in 2011-12. His overall record in the Northeast Conference was 24-12.

Disregarding his initial seasons at his three college stops – meaning after he has had a chance to change the culture and instill his system – Hurley's overall college coaching record heading into this season was 130-67, an impressive winning percentage of .660.

It was at St. Benedict's, where he also taught history, that Hurley maintains he really learned his craft, building the program into a national prep school powerhouse. In nine seasons, Hurley compiled a sterling 223-21 record, with four Top Five finishes in the national rankings. He coached four McDonald's All-Americans as well as future NBA players J.R. Smith, Tristan Thompson, and Lance Thomas.

Born (1/16/73) and raised in in Jersey City, Hurley was an outstanding high school player at St. Anthony. At Seton Hall, he played under head coaches P.J. Carlesimo and George Blaney, amassing career totals of 1,070 points and 437 assists.

Dan and wife Andrea, who met while both were attending Seton Hall, are the parents of two sons, Danny and Andrew.



2019-20 UCONN BASKETBALL SEASON WRAP

uconnhuskies.com / @UConnMBB



2019-20 UConn Men's Basketball Combined Team Statistics All games

Game Records

Record	Overall	Home	Away	Neutral
ALL GAMES	19-12	14-3	3-7	2-2
CONFERENCE	10-8	7-2	3-6	0-0
NON-CONFERENCE	9-4	7-1	0-1	2-2

Score by Periods

Team	1st	2nd	OT	TOT
UConn	996	1188	74	2258
Opponents	966	1027	85	2078

Team Box Score

No.	Player	Total			3-Point		F-Throw		Rebounds				PF	DQ	A	TO	BLK	STL	PTS	AVG		
		GP-GS	MIN	AVG	FG-FGA	FG%	3FG-FGA	3FG%	FT-FTA	FT%	OFF	DEF									TOT	AVG
1	VITAL, Christian	31-31	1002:23	32.3	154-387	.398	66-191	.346	133-148	.899	39	156	195	6.3	81	2	81	83	5	78	507	16.4
2	BOUKNIGHT, James	28-16	724:12	25.9	128-277	.462	25-72	.347	83-101	.822	44	71	115	4.1	74	2	36	50	6	21	364	13.0
12	POLLEY, Tyler	15-15	375:36	25.0	45-108	.417	30-74	.405	23-29	.793	19	29	48	3.2	25	1	9	5	8	6	143	9.5
3	GILBERT, Alterique	30-20	817:30	27.2	84-243	.346	34-107	.318	53-79	.671	13	64	77	2.6	57	0	113	70	3	33	255	8.5
25	CARLTON, Josh	31-31	657:39	21.2	104-207	.502	0-0	.000	33-66	.500	87	102	189	6.1	88	3	21	65	33	12	241	7.8
10	ADAMS, Brendan	31-1	680:59	22.0	74-188	.394	30-108	.278	50-69	.725	21	48	69	2.2	54	1	34	42	4	16	228	7.4
5	WHALEY, Isaiah	30-6	562:36	18.8	68-126	.540	0-0	.000	44-60	.733	60	89	149	5.0	68	2	17	27	46	19	180	6.0
23	AKOK, Akok	25-24	701:36	28.1	57-138	.413	12-46	.261	19-32	.594	33	105	138	5.5	40	0	11	25	66	9	145	5.8
00	GAFFNEY, Jalen	31-11	593:05	19.1	38-113	.336	14-53	.264	30-39	.769	6	32	38	1.2	42	0	66	36	0	19	120	3.9
15	WILSON, Sidney	23-0	266:10	11.6	30-71	.423	5-15	.333	10-17	.588	17	27	44	1.9	45	2	10	18	14	7	75	3.3
41	GARRY, Matt	6-0	07:54	1.3	0-0	.000	0-0	.000	0-4	.000	0	0	0	0.0	0	0	1	0	0	0	0	0.0
45	AIYEBUSI, Temi	10-0	10:19	1.0	0-4	.000	0-1	.000	0-0	.000	0	0	0	0.0	3	0	1	1	0	0	0	0.0
Team											54	58	112				18					
Total		31	6400		782-1862	.420	216-667	.324	478-644	.742	393	781	1174	37.9	577	13	400	440	185	220	2258	72.8
Opponents		31	6400		728-1756	.415	173-524	.330	449-608	.738	326	760	1086	35.0	596	19	364	483	121	215	2078	67.0

Team Statistics

	UCONN	OPP
Scoring	2258	2078
Points per game	72.8	67.0
Scoring margin	+5.8	-
Field goals-att	782-1862	728-1756
Field goal pct	.420	.415
3 point fg-att	216-667	173-524
3-point FG pct	.324	.330
3-pt FG made per game	7.0	5.6
Free throws-att	478-644	449-608
Free throw pct	.742	.738
F-Throws made per game	15.4	14.5
Rebounds	1174	1086
Rebounds per game	37.9	35.0
Rebounding margin	+2.8	-
Assists	400	364
Assists per game	12.9	11.7
Turnovers	440	483
Turnovers per game	14.2	15.6
Turnover margin	+1.4	-
Assist/turnover ratio	0.9	0.8
Steals	220	215
Steals per game	7.1	6.9
Blocks	185	121
Blocks per game	6.0	3.9
Winning streak	5	-
Home win streak	6	-
Attendance	156389	77908
Home games-Avg/Game	17-9199	10-7791
Neutral site-Avg/Game	-	4-5619

Team Results

Date	Opponent		Score	Att.
11/08/2019	Sacred Heart	W	89-67	10167
11/13/2019	Saint Joseph's	L	87-96	4081
11/17/2019	Florida	W	62-59	10167
11/21/2019	vs Buffalo	W	79-68	4003
11/22/2019	vs Xavier	Lot2	74-75	4416
11/24/2019	vs Miami (FL)	W	80-55	3112
12/01/2019	Maine	W	64-40	7129
12/04/2019	Iona	W	80-62	5909
12/10/2019	vs Indiana	L	54-57	10945
12/18/2019	Saint Peter's	W	66-56	7514
12/22/2019	New Hampshire	W	88-62	9374
12/29/2019	NJIT	W	69-47	10507
01/01/2020	at Cincinnati	L	51-67	10833
01/04/2020	at South Fla.	L	60-75	4694
01/08/2020	Tulane	W	67-61	5721
01/12/2020	Wichita St.	Lot2	86-89	13281
01/18/2020	at Villanova	L	55-61	16723
01/23/2020	at Houston	L	59-63	7035
01/26/2020	Tulsa	Lot	75-79	10509
01/29/2020	Temple	W	78-63	7886
02/01/2020	at Memphis	L	63-70	16240
02/06/2020	at Tulsa	W	72-56	4630
02/09/2020	Cincinnati	Wot	72-71	9409
02/12/2020	at SMU	L	75-79	4249
02/16/2020	Memphis	W	64-61	15564
02/20/2020	at Temple	Lot2	89-93	6604
02/23/2020	South Fla.	W	78-71	9524
02/26/2020	UCF	W	81-65	9480
02/29/2020	at East Carolina	W	84-63	5003
03/05/2020	Houston	W	77-71	10167
03/08/2020	at Tulane	W	80-76	1897



2019-20 UConn Men's Basketball Combined Team Statistics In Conference games

Game Records

Record	Overall	Home	Away	Neutral
ALL GAMES	10-8	7-2	3-6	0-0
CONFERENCE	10-8	7-2	3-6	0-0
NON-CONFERENCE	0-0	0-0	0-0	0-0

Score by Periods

Team	1st	2nd	OT	TOT
UConn	570	685	56	1311
Opponents	565	642	66	1273

Team Box Score

No.	Player				Total		3-Point		F-Throw		Rebounds											
		GP-GS	MIN	AVG	FG-FGA	FG%	3FG-FGA	3FG%	FT-FTA	FT%	OFF	DEF	TOT	AVG	PF	DQ	A	TO	BLK	STL	PTS	AVG
1	VITAL, Christian	18-18	619:48	34.4	95-241	.394	42-123	.341	90-99	.909	20	78	98	5.4	57	2	44	46	3	46	322	17.9
2	BOUKNIGHT, James	18-15	534:54	29.7	97-218	.445	18-56	.321	63-74	.851	30	56	86	4.8	56	1	28	34	5	15	275	15.3
5	WHALEY, Isaiah	18-6	419:41	23.3	54-92	.587	0-0	.000	40-52	.769	50	68	118	6.6	45	1	12	20	35	15	148	8.2
3	GILBERT, Alterique	17-7	454:36	26.7	44-117	.376	19-52	.365	19-32	.594	8	34	42	2.5	34	0	52	38	3	15	126	7.4
12	POLLEY, Tyler	3-3	63:53	21.3	8-24	.333	3-12	.250	3-5	.600	6	8	14	4.7	0	0	1	0	0	1	22	7.3
10	ADAMS, Brendan	18-1	426:24	23.7	39-119	.328	20-75	.267	30-44	.682	14	31	45	2.5	36	0	21	26	2	9	128	7.1
25	CARLTON, Josh	18-18	334:15	18.6	42-89	.472	0-0	.000	14-30	.467	49	46	95	5.3	54	1	13	30	16	8	98	5.4
00	GAFFNEY, Jalen	18-11	430:07	23.9	28-85	.329	10-42	.238	26-32	.813	5	25	30	1.7	24	0	45	27	0	18	92	5.1
23	AKOK, Akok	12-11	335:55	28.0	22-63	.349	4-24	.167	11-18	.611	15	46	61	5.1	20	0	4	14	26	4	59	4.9
15	WILSON, Sidney	12-0	126:32	10.5	17-38	.447	5-12	.417	2-5	.400	9	8	17	1.4	25	2	3	9	6	4	41	3.4
41	GARRY, Matt	1-0	00:53	0.9	0-0	.000	0-0	.000	0-0	.000	0	0	0	0.0	0	0	0	0	0	0	0	0.0
45	AIYEBUSI, Temi	4-0	03:01	0.8	0-2	.000	0-0	.000	0-0	.000	0	0	0	0.0	1	0	1	1	0	0	0	0.0
Team											28	37	65					13				
Total		18	3750		446-1088	.410	121-396	.306	298-391	.762	234	437	671	37.3	352	7	224	258	96	135	1311	72.8
Opponents		18	3750		445-1022	.435	97-278	.349	286-387	.739	189	443	632	35.1	359	7	229	270	67	123	1273	70.7

Team Statistics

	UCONN	OPP
Scoring	1311	1273
Points per game	72.8	70.7
Scoring margin	+2.1	-
Field goals-att	446-1088	445-1022
Field goal pct	.410	.435
3 point fg-att	121-396	97-278
3-point FG pct	.306	.349
3-pt FG made per game	6.7	5.4
Free throws-att	298-391	286-387
Free throw pct	.762	.739
F-Throws made per game	16.6	15.9
Rebounds	671	632
Rebounds per game	37.3	35.1
Rebounding margin	+2.2	-
Assists	224	229
Assists per game	12.4	12.7
Turnovers	258	270
Turnovers per game	14.3	15.0
Turnover margin	+0.7	-
Assist/turnover ratio	0.9	0.8
Steals	135	123
Steals per game	7.5	6.8
Blocks	96	67
Blocks per game	5.3	3.7
Winning streak	5	-
Home win streak	6	-
Attendance	91541	61185
Home games-Avg/Game	9-10171	9-6798
Neutral site-Avg/Game	-	0-0

Team Results

Date	Opponent		Score	Att.
01/01/2020	at Cincinnati	L	51-67	10833
01/04/2020	at South Fla.	L	60-75	4694
01/08/2020	Tulane	W	67-61	5721
01/12/2020	Wichita St.	Lot2	86-89	13281
01/23/2020	at Houston	L	59-63	7035
01/26/2020	Tulsa	Lot	75-79	10509
01/29/2020	Temple	W	78-63	7886
02/01/2020	at Memphis	L	63-70	16240
02/06/2020	at Tulsa	W	72-56	4630
02/09/2020	Cincinnati	Wot	72-71	9409
02/12/2020	at SMU	L	75-79	4249
02/16/2020	Memphis	W	64-61	15564
02/20/2020	at Temple	Lot2	89-93	6604
02/23/2020	South Fla.	W	78-71	9524
02/26/2020	UCF	W	81-65	9480
02/29/2020	at East Carolina	W	84-63	5003
03/05/2020	Houston	W	77-71	10167
03/08/2020	at Tulane	W	80-76	1897



**2019-20 UConn Men's Basketball
Season Box Score
All games**

Game Records

Record	Overall	Home	Away	Neutral
ALL GAMES	19-12	14-3	3-7	2-2
CONFERENCE	10-8	7-2	3-6	0-0
NON-CONFERENCE	9-4	7-1	0-1	2-2

Team Box Score

No.	Player				Total		3-Point		F-Throw		Rebounds											
		GP-GS	MIN	AVG	FG-FGA	FG%	3FG-FGA	3FG%	FT-FTA	FT%	OFF	DEF	TOT	AVG	PF	DQ	A	TO	BLK	STL	PTS	AVG
1	VITAL, Christian	31-31	1002:23	32.3	154-387	.398	66-191	.346	133-148	.899	39	156	195	6.3	81	2	81	83	5	78	507	16.4
2	BOUKNIGHT, James	28-16	724:12	25.9	128-277	.462	25-72	.347	83-101	.822	44	71	115	4.1	74	2	36	50	6	21	364	13.0
12	POLLEY, Tyler	15-15	375:36	25.0	45-108	.417	30-74	.405	23-29	.793	19	29	48	3.2	25	1	9	5	8	6	143	9.5
3	GILBERT, Alterique	30-20	817:30	27.2	84-243	.346	34-107	.318	53-79	.671	13	64	77	2.6	57	0	113	70	3	33	255	8.5
25	CARLTON, Josh	31-31	657:39	21.2	104-207	.502	0-0	.000	33-66	.500	87	102	189	6.1	88	3	21	65	33	12	241	7.8
10	ADAMS, Brendan	31-1	680:59	22.0	74-188	.394	30-108	.278	50-69	.725	21	48	69	2.2	54	1	34	42	4	16	228	7.4
5	WHALEY, Isaiah	30-6	562:36	18.8	68-126	.540	0-0	.000	44-60	.733	60	89	149	5.0	68	2	17	27	46	19	180	6.0
23	AKOK, Akok	25-24	701:36	28.1	57-138	.413	12-46	.261	19-32	.594	33	105	138	5.5	40	0	11	25	66	9	145	5.8
00	GAFFNEY, Jalen	31-11	593:05	19.1	38-113	.336	14-53	.264	30-39	.769	6	32	38	1.2	42	0	66	36	0	19	120	3.9
15	WILSON, Sidney	23-0	266:10	11.6	30-71	.423	5-15	.333	10-17	.588	17	27	44	1.9	45	2	10	18	14	7	75	3.3
41	GARRY, Matt	6-0	07:54	1.3	0-0	.000	0-0	.000	0-4	.000	0	0	0	0.0	0	0	1	0	0	0	0	0.0
45	AIYEBUSI, Temi	10-0	10:19	1.0	0-4	.000	0-1	.000	0-0	.000	0	0	0	0.0	3	0	1	1	0	0	0	0.0
Team											54	58	112					18				
Total		31	6400		782-1862	.420	216-667	.324	478-644	.742	393	781	1174	37.9	577	13	400	440	185	220	2258	72.8
Opponents		31	6400		728-1756	.415	173-524	.330	449-608	.738	326	760	1086	35.0	596	19	364	483	121	215	2078	67.0

Score by Periods

Team	1st	2nd	OT	TOT
UConn	996	1188	74	2258
Opponents	966	1027	85	2078



**2019-20 UConn Men's Basketball
Extended Season Box Score
All games**

Game Records

Record	Overall	Home	Away	Neutral
ALL GAMES	19-12	14-3	3-7	2-2
CONFERENCE	10-8	7-2	3-6	0-0
NON-CONFERENCE	9-4	7-1	0-1	2-2

Team Box Score Extended

No.	Player				Total		3-Point		F-Throw		Rebounds																	
		GP-GS	MIN	AVG	FG-FGA	FG%	3FG-FGA	3FG%	FT-FTA	FT%	OFF	DEF	TOT	AVG	PF	DQ	A	A/G	TO	TO/G	A/TO	BLK	BLK/G	STL	STL/G	PTS	AVG	
1	VITAL, Christian	31-31	1002:23	32.3	154-387	.398	66-191	.346	133-148	.899	39	156	195	6.3	81	2	81	2.61	83	2.68	0.98	5	0.16	78	2.52	507	16.4	
2	BOUKNIGHT, James	28-16	724:12	25.9	128-277	.462	25-72	.347	83-101	.822	44	71	115	4.1	74	2	36	1.29	50	1.79	0.72	6	0.21	21	0.75	364	13.0	
12	POLLEY, Tyler	15-15	375:36	25.0	45-108	.417	30-74	.405	23-29	.793	19	29	48	3.2	25	1	9	0.60	5	0.33	1.80	8	0.53	6	0.40	143	9.5	
3	GILBERT, Alterique	30-20	817:30	27.2	84-243	.346	34-107	.318	53-79	.671	13	64	77	2.6	57	0	113	3.77	70	2.33	1.61	3	0.10	33	1.10	255	8.5	
25	CARLTON, Josh	31-31	657:39	21.2	104-207	.502	0-0	.000	33-66	.500	87	102	189	6.1	88	3	21	0.68	65	2.10	0.32	33	1.06	12	0.39	241	7.8	
10	ADAMS, Brendan	31-1	680:59	22.0	74-188	.394	30-108	.278	50-69	.725	21	48	69	2.2	54	1	34	1.10	42	1.35	0.81	4	0.13	16	0.52	228	7.4	
5	WHALEY, Isaiah	30-6	562:36	18.8	68-126	.540	0-0	.000	44-60	.733	60	89	149	5.0	68	2	17	0.57	27	0.90	0.63	46	1.53	19	0.63	180	6.0	
23	AKOK, Akok	25-24	701:36	28.1	57-138	.413	12-46	.261	19-32	.594	33	105	138	5.5	40	0	11	0.44	25	1.00	0.44	66	2.64	9	0.36	145	5.8	
00	GAFFNEY, Jalen	31-11	593:05	19.1	38-113	.336	14-53	.264	30-39	.769	6	32	38	1.2	42	0	66	2.13	36	1.16	1.83	0	0.00	19	0.61	120	3.9	
15	WILSON, Sidney	23-0	266:10	11.6	30-71	.423	5-15	.333	10-17	.588	17	27	44	1.9	45	2	10	0.43	18	0.78	0.56	14	0.61	7	0.30	75	3.3	
41	GARRY, Matt	6-0	07:54	1.3	0-0	.000	0-0	.000	0-4	.000	0	0	0	0.0	0	0	1	0.17	0	0.00	1.00	0	0.00	0	0.00	0	0.0	
45	AIYEBUSI, Temi	10-0	10:19	1.0	0-4	.000	0-1	.000	0-0	.000	0	0	0	0.0	3	0	1	0.10	1	0.10	1.00	0	0.00	0	0.00	0	0.0	
Total		31	6400		782-1862	.420	216-667	.324	478-644	.742	393	781	1174	37.9	577	13	400	12.90	440	14.19	0.91	185	5.97	220	7.10	2258	72.8	
Opponents		31	6400		728-1756	.415	173-524	.330	449-608	.738	326	760	1086	35.0	596	19	364	11.74	483	15.58	0.75	121	3.90	215	6.94	2078	67.0	

Score by Periods

Team	1st	2nd	OT	TOT
UConn	996	1188	74	2258
Opponents	966	1027	85	2078



2019-20 UConn Men's Basketball Team Overall Conference All games

Summary

Player	Overall Statistics										Conference Statistics									
	GP-GS	MIN/G	FG%	3FG%	FT%	R/G	A/G	STL	BLK	PTS/G	GP-GS	MIN/G	FG%	3FG%	FT%	R/G	A/G	STL	BLK	PTS/G
VITAL, Christian	31-31	32.3	.398	.346	.899	6.3	2.6	78	5	16.4	18-18	34.4	.394	.341	.909	5.4	2.4	46	3	17.9
BOUKNIGHT, James	28-16	25.9	.462	.347	.822	4.1	1.3	21	6	13.0	18-15	29.7	.445	.321	.851	4.8	1.6	15	5	15.3
POLLEY, Tyler	15-15	25.0	.417	.405	.793	3.2	0.6	6	8	9.5	3-3	21.3	.333	.250	.600	4.7	0.3	1	0	7.3
GILBERT, Alterique	30-20	27.2	.346	.318	.671	2.6	3.8	33	3	8.5	17-7	26.7	.376	.365	.594	2.5	3.1	15	3	7.4
CARLTON, Josh	31-31	21.2	.502	.000	.500	6.1	0.7	12	33	7.8	18-18	18.6	.472	.000	.467	5.3	0.7	8	16	5.4
ADAMS, Brendan	31-1	22.0	.394	.278	.725	2.2	1.1	16	4	7.4	18-1	23.7	.328	.267	.682	2.5	1.2	9	2	7.1
WHALEY, Isaiah	30-6	18.8	.540	.000	.733	5.0	0.6	19	46	6.0	18-6	23.3	.587	.000	.769	6.6	0.7	15	35	8.2
AKOK, Akok	25-24	28.1	.413	.261	.594	5.5	0.4	9	66	5.8	12-11	28.0	.349	.167	.611	5.1	0.3	4	26	4.9
GAFFNEY, Jalen	31-11	19.1	.336	.264	.769	1.2	2.1	19	0	3.9	18-11	23.9	.329	.238	.813	1.7	2.5	18	0	5.1
WILSON, Sidney	23-0	11.6	.423	.333	.588	1.9	0.4	7	14	3.3	12-0	10.5	.447	.417	.400	1.4	0.3	4	6	3.4
GARRY, Matt	6-0	1.3	.000	.000	.000	0.0	0.2	0	0	0.0	1-0	0.9	.000	.000	.000	0.0	0.0	0	0	0.0
AIYEBBUSI, Temi	10-0	1.0	.000	.000	.000	0.0	0.1	0	0	0.0	4-0	0.8	.000	.000	.000	0.0	0.3	0	0	0.0
Totals	31		.420	.324	.742	37.9	12.9	220	185	72.8	18		.410	.306	.762	37.3	12.4	135	96	72.8
Opponent	31		.415	.330	.738	35.0	11.7	215	121	67.0	18		.435	.349	.739	35.1	12.7	123	67	70.7

Scoring

Player	Overall Statistics									Conference Statistics							
	FG-FGA	FG%	3FG-3FGA	3FG%	FT-FTA	FT%	PTS	PTS/G		FG-FGA	FG%	3FG-3FGA	3FG%	FT-FTA	FT%	PTS	PTS/G
VITAL, Christian	154-387	.398	66-191	.346	133-148	.899	507	16.4		95-241	.394	42-123	.341	90-99	.909	322	17.9
BOUKNIGHT, James	128-277	.462	25-72	.347	83-101	.822	364	13.0		97-218	.445	18-56	.321	63-74	.851	275	15.3
POLLEY, Tyler	45-108	.417	30-74	.405	23-29	.793	143	9.5		8-24	.333	3-12	.250	3-5	.600	22	7.3
GILBERT, Alterique	84-243	.346	34-107	.318	53-79	.671	255	8.5		44-117	.376	19-52	.365	19-32	.594	126	7.4
CARLTON, Josh	104-207	.502	0-0	.000	33-66	.500	241	7.8		42-89	.472	0-0	.000	14-30	.467	98	5.4
ADAMS, Brendan	74-188	.394	30-108	.278	50-69	.725	228	7.4		39-119	.328	20-75	.267	30-44	.682	128	7.1
WHALEY, Isaiah	68-126	.540	0-0	.000	44-60	.733	180	6.0		54-92	.587	0-0	.000	40-52	.769	148	8.2
AKOK, Akok	57-138	.413	12-46	.261	19-32	.594	145	5.8		22-63	.349	4-24	.167	11-18	.611	59	4.9
GAFFNEY, Jalen	38-113	.336	14-53	.264	30-39	.769	120	3.9		28-85	.329	10-42	.238	26-32	.813	92	5.1
WILSON, Sidney	30-71	.423	5-15	.333	10-17	.588	75	3.3		17-38	.447	5-12	.417	2-5	.400	41	3.4
GARRY, Matt	0-0	.000	0-0	.000	0-4	.000	0	0.0		0-0	.000	0-0	.000	0-0	.000	0	0.0
AIYEBBUSI, Temi	0-4	.000	0-1	.000	0-0	.000	0	0.0		0-2	.000	0-0	.000	0-0	.000	0	0.0
Totals	782-1862	.420	216-667	.324	478-644	.742	2258	72.8		446-1088	.410	121-396	.306	298-391	.762	1311	72.8
Opponent	728-1756	.415	173-524	.330	449-608	.738	2078	67.0		445-1022	.435	97-278	.349	286-387	.739	1273	70.7

Totals

Player	Overall Statistics										Conference Statistics									
	O-REB	D-REB	TOTAL	PF	FO	A	TO	A/TO	HI	PTS	O-REB	D-REB	TOTAL	PF	FO	A	TO	A/TO	HI	PTS
VITAL, Christian	39	156	195	81	2	81	83	1.0	28		20	78	98	57	2	44	46	1.0	28	
BOUKNIGHT, James	44	71	115	74	2	36	50	0.7	23		30	56	86	56	1	28	34	0.8	23	
POLLEY, Tyler	19	29	48	25	1	9	5	1.8	19		6	8	14	0	0	1	0	1.0	19	
GILBERT, Alterique	13	64	77	57	0	113	70	1.6	22		8	34	42	34	0	52	38	1.4	17	
CARLTON, Josh	87	102	189	88	3	21	65	0.3	19		49	46	95	54	1	13	30	0.4	13	
ADAMS, Brendan	21	48	69	54	1	34	42	0.8	20		14	31	45	36	0	21	26	0.8	16	
WHALEY, Isaiah	60	89	149	68	2	17	27	0.6	18		50	68	118	45	1	12	20	0.6	18	
AKOK, Akok	33	105	138	40	0	11	25	0.4	13		15	46	61	20	0	4	14	0.3	13	
GAFFNEY, Jalen	6	32	38	42	0	66	36	1.8	13		5	25	30	24	0	45	27	1.7	13	
WILSON, Sidney	17	27	44	45	2	10	18	0.6	13		9	8	17	25	2	3	9	0.3	12	
GARRY, Matt	0	0	0	0	0	1	0	1.0	0		0	0	0	0	0	0	0	0.0	0	
AIYEBBUSI, Temi	0	0	0	3	0	1	1	1.0	0		0	0	0	1	0	1	1	1.0	0	
Totals	393	781	1174	577	13	400	440	0.9	89		234	437	671	352	7	224	258	0.9	89	
Opponent	326	760	1086	596	19	364	483	0.8	96		189	443	632	359	7	229	270	0.8	93	



**2019-20 UConn Men's Basketball
Season/Career Statistics
All games**

Summary

Player	Season Statistics										Career Statistics									
	GP-GS	MIN/G	FG%	3FG%	FT%	R/G	A/G	STL	BLK	PTS/G	GP-GS	MIN/G	FG%	3FG%	FT%	R/G	A/G	STL	BLK	PTS/G
ADAMS, Brendan	31-1	22.0	.394	.278	.725	2.2	1.1	16	4	7.4	62-2	17.3	.365	.264	.742	1.7	0.9	22	5	5.0
AIYEBUSI, Temi	10-0	1.0	.000	.000	.000	0.0	0.1	0	0	0.0	28-0	1.5	.111	.000	.000	0.1	0.1	0	0	0.1
AKOK, Akok	25-24	28.1	.413	.261	.594	5.5	0.4	9	66	5.8	25-24	28.1	.413	.261	.594	5.5	0.4	9	66	5.8
BOUKNIGHT, James	28-16	25.9	.462	.347	.822	4.1	1.3	21	6	13.0	28-16	25.9	.462	.347	.822	4.1	1.3	21	6	13.0
CARLTON, Josh	31-31	21.2	.502	.000	.500	6.1	0.7	12	33	7.8	96-81	19.6	.543	.000	.597	5.3	0.5	36	116	7.1
GAFFNEY, Jalen	31-11	19.1	.336	.264	.769	1.2	2.1	19	0	3.9	31-11	19.1	.336	.264	.769	1.2	2.1	19	0	3.9
GARRY, Matt	6-0	1.3	.000	.000	.000	0.0	0.2	0	0	0.0	6-0	1.3	.000	.000	.000	0.0	0.2	0	0	0.0
GILBERT, Alterique	30-20	27.2	.346	.318	.671	2.6	3.8	33	3	8.5	64-51	28.2	.365	.316	.704	2.9	3.5	80	8	10.3
POLLEY, Tyler	15-15	25.0	.417	.405	.793	3.2	0.6	6	8	9.5	80-57	21.3	.403	.393	.709	2.0	0.4	22	32	6.4
VITAL, Christian	31-31	32.3	.398	.346	.899	6.3	2.6	78	5	16.4	127-93	30.7	.407	.358	.836	5.2	2.1	215	12	13.7
WHALEY, Isaiah	30-6	18.8	.540	.000	.733	5.0	0.6	19	46	6.0	83-18	12.8	.555	.000	.680	2.9	0.3	33	81	3.3
WILSON, Sidney	23-0	11.6	.423	.333	.588	1.9	0.4	7	14	3.3	49-6	15.4	.376	.260	.569	2.3	0.3	15	34	4.0

Scoring

Player	Season Statistics										Career Statistics							
	FG-FGA	FG%	3FG-3FGA	3FG%	FT-FTA	FT%	PTS	PTS/G	FG-FGA	FG%	3FG-3FGA	3FG%	FT-FTA	FT%	PTS	PTS/G		
ADAMS, Brendan	74-188	.394	30-108	.278	50-69	.725	228	7.4	99-271	.365	42-159	.264	69-93	.742	309	5.0		
AIYEBUSI, Temi	0-4	.000	0-1	.000	0-0	.000	0	0.0	1-9	.111	0-4	.000	0-0	.000	2	0.1		
AKOK, Akok	57-138	.413	12-46	.261	19-32	.594	145	5.8	57-138	.413	12-46	.261	19-32	.594	145	5.8		
BOUKNIGHT, James	128-277	.462	25-72	.347	83-101	.822	364	13.0	128-277	.462	25-72	.347	83-101	.822	364	13.0		
CARLTON, Josh	104-207	.502	0-0	.000	33-66	.500	241	7.8	272-501	.543	0-0	.000	135-226	.597	679	7.1		
GAFFNEY, Jalen	38-113	.336	14-53	.264	30-39	.769	120	3.9	38-113	.336	14-53	.264	30-39	.769	120	3.9		
GARRY, Matt	0-0	.000	0-0	.000	0-4	.000	0	0.0	0-0	.000	0-0	.000	0-4	.000	0	0.0		
GILBERT, Alterique	84-243	.346	34-107	.318	53-79	.671	255	8.5	220-603	.365	83-263	.316	133-189	.704	656	10.3		
POLLEY, Tyler	45-108	.417	30-74	.405	23-29	.793	143	9.5	164-407	.403	97-247	.393	83-117	.709	508	6.4		
VITAL, Christian	154-387	.398	66-191	.346	133-148	.899	507	16.4	534-1313	.407	265-740	.358	402-481	.836	1735	13.7		
WHALEY, Isaiah	68-126	.540	0-0	.000	44-60	.733	180	6.0	106-191	.555	0-0	.000	66-97	.680	278	3.3		
WILSON, Sidney	30-71	.423	5-15	.333	10-17	.588	75	3.3	74-197	.376	13-50	.260	33-58	.569	194	4.0		

Totals

Player	Season Statistics										Career Statistics							
	O-REB	D-REB	TOTAL	PF	FO	A	TO	A/TO	O-REB	D-REB	TOTAL	PF	FO	A	TO	A/TO		
ADAMS, Brendan	21	48	69	54	1	34	42	0.8	32	75	107	85	1	56	55	1.0		
AIYEBUSI, Temi	0	0	0	3	0	1	1	1.0	1	1	2	8	0	2	2	1.0		
AKOK, Akok	33	105	138	40	0	11	25	0.4	33	105	138	40	0	11	25	0.4		
BOUKNIGHT, James	44	71	115	74	2	36	50	0.7	44	71	115	74	2	36	50	0.7		
CARLTON, Josh	87	102	189	88	3	21	65	0.3	231	280	511	268	6	45	150	0.3		
GAFFNEY, Jalen	6	32	38	42	0	66	36	1.8	6	32	38	42	0	66	36	1.8		
GARRY, Matt	0	0	0	0	0	1	0	0.0	0	0	0	0	0	1	0	0.0		
GILBERT, Alterique	13	64	77	57	0	113	70	1.6	25	159	184	122	0	227	141	1.6		
POLLEY, Tyler	19	29	48	25	1	9	5	1.8	59	100	159	129	1	35	47	0.7		
VITAL, Christian	39	156	195	81	2	81	83	1.0	116	547	663	316	6	269	257	1.0		
WHALEY, Isaiah	60	89	149	68	2	17	27	0.6	102	138	240	132	3	27	44	0.6		
WILSON, Sidney	17	27	44	45	2	10	18	0.6	40	73	113	101	2	17	41	0.4		



2019-20 UConn Men's Basketball Combined Team Statistics Won games

Game Records

Record	Overall	Home	Away	Neutral
ALL GAMES	19-0	14-0	3-0	2-0
CONFERENCE	10-0	7-0	3-0	0-0
NON-CONFERENCE	9-0	7-0	0-0	2-0

Score by Periods

Team	1st	2nd	OT	TOT
UConn	657	768	5	1430
Opponents	554	616	4	1174

Team Box Score

No.	Player				Total		3-Point		F-Throw		Rebounds													
		GP-GS	MIN	AVG	FG-FGA	FG%	3FG-FGA	3FG%	FT-FTA	FT%	OFF	DEF	TOT	AVG	PF	DQ	A	TO	BLK	STL	PTS	AVG		
1	VITAL, Christian	19-19	585:12	30.8	103-232	.444	46-114	.404	83-92	.902	25	91	116	6.1	41	0	47	50	5	47	335	17.6		
2	BOUKNIGHT, James	17-9	421:50	24.8	78-165	.473	19-49	.388	50-62	.806	33	48	81	4.8	39	0	21	24	3	9	225	13.2		
12	POLLEY, Tyler	10-10	252:53	25.3	34-78	.436	20-50	.400	17-21	.810	18	20	38	3.8	18	0	8	5	4	4	105	10.5		
10	ADAMS, Brendan	19-1	431:01	22.7	55-125	.440	17-66	.258	40-54	.741	13	29	42	2.2	36	0	25	22	3	12	167	8.8		
25	CARLTON, Josh	19-19	408:04	21.5	71-133	.534	0-0	.000	20-40	.500	56	66	122	6.4	48	1	12	39	23	8	162	8.5		
3	GILBERT, Alterique	18-11	458:27	25.5	47-121	.388	18-62	.290	29-44	.659	7	34	41	2.3	32	0	70	33	1	22	141	7.8		
5	WHALEY, Isaiah	19-5	372:06	19.6	46-87	.529	0-0	.000	33-45	.733	41	54	95	5.0	38	0	12	15	37	12	125	6.6		
23	AKOK, Akok	14-13	380:26	27.2	31-76	.408	6-23	.261	6-13	.462	17	62	79	5.6	16	0	9	11	38	6	74	5.3		
00	GAFFNEY, Jalen	19-8	384:06	20.2	23-73	.315	8-34	.235	15-23	.652	5	19	24	1.3	25	0	45	23	0	9	69	3.6		
15	WILSON, Sidney	13-0	112:46	8.7	11-29	.379	0-4	.000	5-7	.714	9	12	21	1.6	17	0	5	8	5	5	27	2.1		
41	GARRY, Matt	6-0	07:54	1.3	0-0	.000	0-0	.000	0-4	.000	0	0	0	0.0	0	0	1	0	0	0	0	0.0		
45	AIYEBUSI, Temi	9-0	10:14	1.1	0-3	.000	0-1	.000	0-0	.000	0	0	0	0.0	3	0	1	1	0	0	0	0.0		
Team											30	34	64				12							
Total		19	3825		499-1122	.445	134-403	.333	298-405	.736	254	469	723	38.1	313	1	256	243	119	134	1430	75.3		
Opponents		19	3825		427-1068	.400	95-319	.298	225-294	.765	205	416	621	32.7	365	11	198	296	69	112	1174	61.8		

Team Statistics

	UCONN	OPP
Scoring	1430	1174
Points per game	75.3	61.8
Scoring margin	+13.5	-
Field goals-att	499-1122	427-1068
Field goal pct	.445	.400
3 point fg-att	134-403	95-319
3-point FG pct	.333	.298
3-pt FG made per game	7.1	5.0
Free throws-att	298-405	225-294
Free throw pct	.736	.765
F-Throws made per game	15.7	11.8
Rebounds	723	621
Rebounds per game	38.1	32.7
Rebounding margin	+5.4	-
Assists	256	198
Assists per game	13.5	10.4
Turnovers	243	296
Turnovers per game	12.8	15.6
Turnover margin	+2.8	-
Assist/turnover ratio	1.1	0.7
Steals	134	112
Steals per game	7.1	5.9
Blocks	119	69
Blocks per game	6.3	3.6
Winning streak	19	-
Home win streak	14	-
Attendance	128518	11530
Home games-Avg/Game	14-9180	3-3843
Neutral site-Avg/Game	-	2-3558

Team Results

Date	Opponent		Score	Att.
11/08/2019	Sacred Heart	W	89-67	10167
11/17/2019	Florida	W	62-59	10167
11/21/2019	vs Buffalo	W	79-68	4003
11/24/2019	vs Miami (FL)	W	80-55	3112
12/01/2019	Maine	W	64-40	7129
12/04/2019	Iona	W	80-62	5909
12/18/2019	Saint Peter's	W	66-56	7514
12/22/2019	New Hampshire	W	88-62	9374
12/29/2019	NJIT	W	69-47	10507
01/08/2020	Tulane	W	67-61	5721
01/29/2020	Temple	W	78-63	7886
02/06/2020	at Tulsa	W	72-56	4630
02/09/2020	Cincinnati	Wot	72-71	9409
02/16/2020	Memphis	W	64-61	15564
02/23/2020	South Fla.	W	78-71	9524
02/26/2020	UCF	W	81-65	9480
02/29/2020	at East Carolina	W	84-63	5003
03/05/2020	Houston	W	77-71	10167
03/08/2020	at Tulane	W	80-76	1897



2019-20 UConn Men's Basketball Combined Team Statistics Lost games

Game Records

Record	Overall	Home	Away	Neutral
ALL GAMES	0-12	0-3	0-7	0-2
CONFERENCE	0-8	0-2	0-6	0-0
NON-CONFERENCE	0-4	0-1	0-1	0-2

Score by Periods

Team	1st	2nd	OT	TOT
UConn	339	420	69	828
Opponents	412	411	81	904

Team Box Score

No.	Player				Total		3-Point		F-Throw		Rebounds											
		GP-GS	MIN	AVG	FG-FGA	FG%	3FG-FGA	3FG%	FT-FTA	FT%	OFF	DEF	TOT	AVG	PF	DQ	A	TO	BLK	STL	PTS	AVG
1	VITAL, Christian	12-12	417:11	34.8	51-155	.329	20-77	.260	50-56	.893	14	65	79	6.6	40	2	34	33	0	31	172	14.3
2	BOUKNIGHT, James	11-7	302:21	27.5	50-112	.446	6-23	.261	33-39	.846	11	23	34	3.1	35	2	15	26	3	12	139	12.6
3	GILBERT, Alterique	12-9	359:03	29.9	37-122	.303	16-45	.356	24-35	.686	6	30	36	3.0	25	0	43	37	2	11	114	9.5
12	POLLEY, Tyler	5-5	122:43	24.5	11-30	.367	10-24	.417	6-8	.750	1	9	10	2.0	7	1	1	0	4	2	38	7.6
25	CARLTON, Josh	12-12	249:35	20.8	33-74	.446	0-0	.000	13-26	.500	31	36	67	5.6	40	2	9	26	10	4	79	6.6
23	AKOK, Akok	11-11	321:10	29.2	26-62	.419	6-23	.261	13-19	.684	16	43	59	5.4	24	0	2	14	28	3	71	6.5
10	ADAMS, Brendan	12-0	249:59	20.8	19-63	.302	13-42	.310	10-15	.667	8	19	27	2.3	18	1	9	20	1	4	61	5.1
5	WHALEY, Isaiah	11-1	190:30	17.3	22-39	.564	0-0	.000	11-15	.733	19	35	54	4.9	30	2	5	12	9	7	55	5.0
15	WILSON, Sidney	10-0	153:24	15.3	19-42	.452	5-11	.455	5-10	.500	8	15	23	2.3	28	2	5	10	9	2	48	4.8
00	GAFFNEY, Jalen	12-3	208:59	17.4	15-40	.375	6-19	.316	15-16	.938	1	13	14	1.2	17	0	21	13	0	10	51	4.3
45	AIYEBUSI, Temi	1-0	00:05	0.1	0-1	.000	0-0	.000	0-0	.000	0	0	0	0.0	0	0	0	0	0	0	0	0.0
Team											24	24	48					6				
Total		12	2575		283-740	.382	82-264	.311	180-239	.753	139	312	451	37.6	264	12	144	197	66	86	828	69.0
Opponents		12	2575		301-688	.438	78-205	.380	224-314	.713	121	344	465	38.8	231	8	166	187	52	103	904	75.3

Team Statistics

	UCONN	OPP
Scoring	828	904
Points per game	69.0	75.3
Scoring margin	-6.3	-
Field goals-att	283-740	301-688
Field goal pct	.382	.438
3 point fg-att	82-264	78-205
3-point FG pct	.311	.380
3-pt FG made per game	6.8	6.5
Free throws-att	180-239	224-314
Free throw pct	.753	.713
F-Throws made per game	15.0	18.7
Rebounds	451	465
Rebounds per game	37.6	38.8
Rebounding margin	-1.2	-
Assists	144	166
Assists per game	12.0	13.8
Turnovers	197	187
Turnovers per game	16.4	15.6
Turnover margin	-0.8	-
Assist/turnover ratio	0.7	0.9
Steals	86	103
Steals per game	7.2	8.6
Blocks	66	52
Blocks per game	5.5	4.3
Winning streak	0	-
Home win streak	0	-
Attendance	27871	66378
Home games-Avg/Game	3-9290	7-9483
Neutral site-Avg/Game	-	2-7681

Team Results

Date	Opponent		Score	Att.
11/13/2019	Saint Joseph's	L	87-96	4081
11/22/2019	vs Xavier	Lot2	74-75	4416
12/10/2019	vs Indiana	L	54-57	10945
01/01/2020	at Cincinnati	L	51-67	10833
01/04/2020	at South Fla.	L	60-75	4694
01/12/2020	Wichita St.	Lot2	86-89	13281
01/18/2020	at Villanova	L	55-61	16723
01/23/2020	at Houston	L	59-63	7035
01/26/2020	Tulsa	Lot	75-79	10509
02/01/2020	at Memphis	L	63-70	16240
02/12/2020	at SMU	L	75-79	4249
02/20/2020	at Temple	Lot2	89-93	6604



2019-20 UConn Men's Basketball Combined Team Statistics Home games

Game Records

Record	Overall	Home	Away	Neutral
ALL GAMES	14-3	14-3	0-0	0-0
CONFERENCE	7-2	7-2	0-0	0-0
NON-CONFERENCE	7-1	7-1	0-0	0-0

Score by Periods

Team	1st	2nd	OT	TOT
UConn	566	681	36	1283
Opponents	510	568	42	1120

Team Box Score

No.	Player				Total		3-Point		F-Throw		Rebounds											
		GP-GS	MIN	AVG	FG-FGA	FG%	3FG-FGA	3FG%	FT-FTA	FT%	OFF	DEF	TOT	AVG	PF	DQ	A	TO	BLK	STL	PTS	AVG
1	VITAL, Christian	17-17	541:49	31.9	89-216	.412	36-103	.350	88-95	.926	25	88	113	6.6	42	0	43	40	5	46	302	17.8
2	BOUKNIGHT, James	14-8	351:25	25.1	62-137	.453	15-41	.366	48-60	.800	23	37	60	4.3	37	0	13	22	3	7	187	13.4
12	POLLEY, Tyler	9-9	236:00	26.2	34-75	.453	22-49	.449	18-23	.783	17	18	35	3.9	18	1	5	3	7	4	108	12.0
3	GILBERT, Alterique	16-12	446:34	27.9	47-132	.356	20-65	.308	34-49	.694	5	35	40	2.5	29	0	61	34	3	22	148	9.3
25	CARLTON, Josh	17-17	366:46	21.6	55-117	.470	0-0	.000	25-47	.532	52	60	112	6.6	44	1	11	43	17	7	135	7.9
10	ADAMS, Brendan	17-0	367:11	21.6	43-100	.430	14-54	.259	23-33	.697	10	30	40	2.4	31	1	21	19	3	9	123	7.2
23	AKOK, Akok	14-14	397:17	28.4	32-77	.416	7-24	.292	12-19	.632	24	63	87	6.2	21	0	8	11	40	6	83	5.9
5	WHALEY, Isaiah	17-3	293:28	17.3	32-57	.561	0-0	.000	24-36	.667	25	37	62	3.6	32	0	11	8	28	11	88	5.2
00	GAFFNEY, Jalen	17-5	323:16	19.0	19-60	.317	7-28	.250	19-26	.731	3	16	19	1.1	23	0	42	18	0	6	64	3.8
15	WILSON, Sidney	13-0	160:55	12.4	18-49	.367	2-11	.182	7-13	.538	14	16	30	2.3	25	1	6	11	5	5	45	3.5
41	GARRY, Matt	5-0	06:54	1.4	0-0	.000	0-0	.000	0-4	.000	0	0	0	0.0	0	0	1	0	0	0	0	0.0
45	AIYEBUSI, Temi	7-0	08:25	1.2	0-3	.000	0-1	.000	0-0	.000	0	0	0	0.0	2	0	0	1	0	0	0	0.0
Team											21	34	55					9				
Total		17	3500		431-1023	.421	123-376	.327	298-405	.736	219	434	653	38.4	304	4	222	219	111	123	1283	75.5
Opponents		17	3500		398-987	.403	100-309	.324	224-297	.754	192	421	613	36.1	341	12	189	278	60	108	1120	65.9

Team Statistics

	UConn	OPP
Scoring	1283	1120
Points per game	75.5	65.9
Scoring margin	+9.6	-
Field goals-att	431-1023	398-987
Field goal pct	.421	.403
3 point fg-att	123-376	100-309
3-point FG pct	.327	.324
3-pt FG made per game	7.2	5.9
Free throws-att	298-405	224-297
Free throw pct	.736	.754
F-Throws made per game	17.5	13.2
Rebounds	653	613
Rebounds per game	38.4	36.1
Rebounding margin	+2.4	-
Assists	222	189
Assists per game	13.1	11.1
Turnovers	219	278
Turnovers per game	12.9	16.4
Turnover margin	+3.5	-
Assist/turnover ratio	1.0	0.7
Steals	123	108
Steals per game	7.2	6.4
Blocks	111	60
Blocks per game	6.5	3.5
Winning streak	6	-
Home win streak	6	-
Attendance	156389	0
Home games-Avg/Game	17-9199	0-0
Neutral site-Avg/Game	-	0-0

Team Results

Date	Opponent		Score	Att.
11/08/2019	Sacred Heart	W	89-67	10167
11/13/2019	Saint Joseph's	L	87-96	4081
11/17/2019	Florida	W	62-59	10167
12/01/2019	Maine	W	64-40	7129
12/04/2019	Iona	W	80-62	5909
12/18/2019	Saint Peter's	W	66-56	7514
12/22/2019	New Hampshire	W	88-62	9374
12/29/2019	NJIT	W	69-47	10507
01/08/2020	Tulane	W	67-61	5721
01/12/2020	Wichita St.	Lot2	86-89	13281
01/26/2020	Tulsa	Lot	75-79	10509
01/29/2020	Temple	W	78-63	7886
02/09/2020	Cincinnati	Wot	72-71	9409
02/16/2020	Memphis	W	64-61	15564
02/23/2020	South Fla.	W	78-71	9524
02/26/2020	UCF	W	81-65	9480
03/05/2020	Houston	W	77-71	10167



2019-20 UConn Men's Basketball Combined Team Statistics Away games

Game Records

Record	Overall	Home	Away	Neutral
ALL GAMES	3-7	0-0	3-7	0-0
CONFERENCE	3-6	0-0	3-6	0-0
NON-CONFERENCE	0-1	0-0	0-1	0-0

Score by Periods

Team	1st	2nd	OT	TOT
UConn	310	358	20	688
Opponents	330	349	24	703

Team Box Score

No.	Player				Total		3-Point		F-Throw		Rebounds				PF		DQ		A		TO		BLK		STL		PTS		AVG	
		GP	GS	MIN	AVG	FG	FGA	FG%	3FG	3FGA	3FG%	FT	FTA	FT%	OFF	DEF	TOT	AVG	PF	DQ	A	TO	BLK	STL	PTS	AVG				
1	VITAL, Christian	10	10	334:41	33.5	50	125	.400	23	66	.348	37	42	.881	9	38	47	4.7	33	2	24	27	0	22	160	16.0				
2	BOUKNIGHT, James	10	8	302:41	30.3	50	115	.435	8	27	.296	29	33	.879	14	27	41	4.1	30	1	20	21	3	10	137	13.7				
5	WHALEY, Isaiah	9	3	236:14	26.2	34	57	.596	0	0	.000	20	24	.833	32	49	81	9.0	29	1	6	16	15	8	88	9.8				
3	GILBERT, Alterique	10	4	266:05	26.6	32	80	.400	12	31	.387	10	20	.500	5	15	20	2.0	22	0	31	27	0	10	86	8.6				
10	ADAMS, Brendan	10	1	222:46	22.3	20	67	.299	11	42	.262	14	21	.667	7	13	20	2.0	20	0	8	19	1	5	65	6.5				
00	GAFFNEY, Jalen	10	6	234:09	23.4	17	46	.370	6	23	.261	11	13	.846	3	15	18	1.8	13	0	22	17	0	13	51	5.1				
25	CARLTON, Josh	10	10	172:02	17.2	24	47	.511	0	0	.000	2	6	.333	23	26	49	4.9	32	1	6	10	10	2	50	5.0				
23	AKOK, Akok	7	6	196:43	28.1	13	39	.333	2	13	.154	5	10	.500	7	24	31	4.4	13	0	1	11	11	2	33	4.7				
15	WILSON, Sidney	6	0	55:01	9.2	6	10	.600	3	3	1.000	0	0	.000	0	4	4	0.7	14	1	2	4	4	1	15	2.5				
12	POLLEY, Tyler	2	2	28:44	14.4	1	9	.111	1	5	.200	0	0	.000	0	3	3	1.5	0	0	1	0	0	1	3	1.5				
45	AIYEBUSI, Temi	2	0	00:54	0.5	0	1	.000	0	0	.000	0	0	.000	0	0	0	0.0	1	0	1	0	0	0	0	0.0				
Team															23	20	43					8								
Total		10		2050		247-596	.414	66-210	.314	128-169	.757	123	234	357	35.7	207	6	122	160	44	74	688	68.8							
Opponents		10		2050		233-520	.448	53-144	.368	184-252	.730	87	237	324	32.4	180	3	127	150	38	74	703	70.3							

Team Statistics

	UCONN	OPP
Scoring	688	703
Points per game	68.8	70.3
Scoring margin	-1.5	-
Field goals-att	247-596	233-520
Field goal pct	.414	.448
3 point fg-att	66-210	53-144
3-point FG pct	.314	.368
3-pt FG made per game	6.6	5.3
Free throws-att	128-169	184-252
Free throw pct	.757	.730
F-Throws made per game	12.8	18.4
Rebounds	357	324
Rebounds per game	35.7	32.4
Rebounding margin	+3.3	-
Assists	122	127
Assists per game	12.2	12.7
Turnovers	160	150
Turnovers per game	16.0	15.0
Turnover margin	-1.0	-
Assist/turnover ratio	0.8	0.8
Steals	74	74
Steals per game	7.4	7.4
Blocks	44	38
Blocks per game	4.4	3.8
Winning streak	2	-
Home win streak	0	-
Attendance	0	77908
Home games-Avg/Game	0-0	10-7791
Neutral site-Avg/Game	-	0-0

Team Results

Date	Opponent	Score	Att.
01/01/2020	at Cincinnati	L 51-67	10833
01/04/2020	at South Fla.	L 60-75	4694
01/18/2020	at Villanova	L 55-61	16723
01/23/2020	at Houston	L 59-63	7035
02/01/2020	at Memphis	L 63-70	16240
02/06/2020	at Tulsa	W 72-56	4630
02/12/2020	at SMU	L 75-79	4249
02/20/2020	at Temple	Lot2 89-93	6604
02/29/2020	at East Carolina	W 84-63	5003
03/08/2020	at Tulane	W 80-76	1897



2019-20 UConn Men's Basketball Combined Team Statistics Specific games

Game Records

Record	Overall	Home	Away	Neutral
ALL GAMES	5-0	3-0	2-0	0-0
CONFERENCE	5-0	3-0	2-0	0-0
NON-CONFERENCE	0-0	0-0	0-0	0-0

Score by Periods

Team	1st	2nd	OT	TOT
UConn	178	222	0	400
Opponents	165	181	0	346

Team Box Score

No.	Player				Total		3-Point		F-Throw		Rebounds											
		GP-GS	MIN	AVG	FG-FGA	FG%	3FG-FGA	3FG%	FT-FTA	FT%	OFF	DEF	TOT	AVG	PF	DQ	A	TO	BLK	STL	PTS	AVG
1	VITAL, Christian	5-5	172:53	34.6	38-72	.528	16-36	.444	31-36	.861	5	22	27	5.4	13	0	11	15	0	15	123	24.6
2	BOUKNIGHT, James	5-5	148:22	29.7	24-50	.480	6-19	.316	25-28	.893	9	21	30	6.0	13	0	9	6	1	1	79	15.8
5	WHALEY, Isaiah	5-5	157:49	31.6	22-37	.595	0-0	.000	21-27	.778	18	20	38	7.6	11	0	4	4	13	4	65	13.0
10	ADAMS, Brendan	5-0	142:14	28.4	14-37	.378	3-19	.158	13-19	.684	5	9	14	2.8	12	0	11	8	0	3	44	8.8
3	GILBERT, Alterique	5-1	130:17	26.1	10-26	.385	5-18	.278	6-9	.667	1	11	12	2.4	12	0	15	8	1	6	31	6.2
25	CARLTON, Josh	5-5	82:15	16.5	14-24	.583	0-0	.000	3-6	.500	9	11	20	4.0	18	1	3	9	3	2	31	6.2
00	GAFFNEY, Jalen	5-4	141:44	28.3	9-23	.391	2-9	.222	5-9	.556	3	5	8	1.6	6	0	12	10	0	7	25	5.0
15	WILSON, Sidney	4-0	22:22	5.6	1-6	.167	0-1	.000	0-0	.000	3	1	4	1.0	6	0	1	1	2	2	2	0.5
45	AIYEBUSI, Temi	2-0	02:03	1.0	0-1	.000	0-0	.000	0-0	.000	0	0	0	0.0	1	0	1	0	0	0	0	0.0
Team											7	13	20				5					
Total		5	1000		132-276	.478	32-102	.314	104-134	.776	60	113	173	34.6	92	1	67	66	20	40	400	80.0
Opponents		5	1000		127-285	.446	25-80	.313	67-85	.788	55	94	149	29.8	109	4	50	71	10	26	346	69.2

Team Statistics

	UCONN	OPP
Scoring	400	346
Points per game	80.0	69.2
Scoring margin	+10.8	-
Field goals-att	132-276	127-285
Field goal pct	.478	.446
3 point fg-att	32-102	25-80
3-point FG pct	.314	.313
3-pt FG made per game	6.4	5.0
Free throws-att	104-134	67-85
Free throw pct	.776	.788
F-Throws made per game	20.8	13.4
Rebounds	173	149
Rebounds per game	34.6	29.8
Rebounding margin	+4.8	-
Assists	67	50
Assists per game	13.4	10.0
Turnovers	66	71
Turnovers per game	13.2	14.2
Turnover margin	+1.0	-
Assist/turnover ratio	1.0	0.7
Steals	40	26
Steals per game	8.0	5.2
Blocks	20	10
Blocks per game	4.0	2.0
Winning streak	5	-
Home win streak	3	-
Attendance	29171	6900
Home games-Avg/Game	3-9724	2-3450
Neutral site-Avg/Game	-	0-0

Team Results

Date	Opponent		Score	Att.
02/23/2020	South Fla.	W	78-71	9524
02/26/2020	UCF	W	81-65	9480
02/29/2020	at East Carolina	W	84-63	5003
03/05/2020	Houston	W	77-71	10167
03/08/2020	at Tulane	W	80-76	1897



**2019-20 UConn Men's Basketball
Overall Team Statistics
All games**

Team Statistics

	UCONN	OPP
Scoring	2258	2078
Points per game	72.8	67.0
Scoring margin	+5.8	-
Field goals-att	782-1862	728-1756
Field goal pct	.420	.415
3 point fg-att	216-667	173-524
3-point FG pct	.324	.330
3-pt FG made per game	7.0	5.6
Free throws-att	478-644	449-608
Free throw pct	.742	.738
F-Throws made per game	15.4	14.5
Rebounds	1174	1086
Rebounds per game	37.9	35.0
Rebounding margin	+2.8	-
Assists	400	364
Assists per game	12.9	11.7
Turnovers	440	483
Turnovers per game	14.2	15.6
Turnover margin	+1.4	-
Assist/turnover ratio	0.9	0.8
Steals	220	215
Steals per game	7.1	6.9
Blocks	185	121
Blocks per game	6.0	3.9
Winning streak	5	-
Home win streak	6	-
Attendance	156389	77908
Home games-Avg/Game	17-9199	10-7791
Neutral site-Avg/Game	-	4-5619

Score by Periods

Team	1st	2nd	OT	TOT
UConn	996	1188	74	2258
Opponents	966	1027	85	2078



**2019-20 UConn Men's Basketball
Season Schedule/Results & Leaders
All games**

Game Records

Record	Overall	Home	Away	Neutral
ALL GAMES	19-12	14-3	3-7	2-2
CONFERENCE	10-8	7-2	3-6	0-0
NON-CONFERENCE	9-4	7-1	0-1	2-2

Team Results

Date	Opponent		Score	Att.	High Points	High Rebounds
11/08/2019	Sacred Heart	W	89-67	10167	(18) CARLTON, Josh	(8) CARLTON, Josh
11/13/2019	Saint Joseph's	L	87-96	4081	(26) VITAL, Christian	(16) VITAL, Christian
11/17/2019	Florida	W	62-59	10167	(15) VITAL, Christian	(8) CARLTON, Josh
					(15) POLLEY, Tyler	(8) AKOK, Akok
11/21/2019	vs Buffalo	W	79-68	4003	(20) ADAMS, Brendan	(10) VITAL, Christian
						(10) CARLTON, Josh
11/22/2019	vs Xavier	Lot2	74-75	4416	(19) BOUKNIGHT, James	(12) VITAL, Christian
11/24/2019	vs Miami (FL)	W	80-55	3112	(16) CARLTON, Josh	(7) AKOK, Akok
12/01/2019	Maine	W	64-40	7129	(15) BOUKNIGHT, James	(5) BOUKNIGHT, James
						(5) AKOK, Akok
12/04/2019	Iona	W	80-62	5909	(19) CARLTON, Josh	(12) CARLTON, Josh
12/10/2019	vs Indiana	L	54-57	10945	(18) CARLTON, Josh	(8) VITAL, Christian
12/18/2019	Saint Peter's	W	66-56	7514	(12) POLLEY, Tyler	(8) AKOK, Akok
12/22/2019	New Hampshire	W	88-62	9374	(21) GILBERT, Alterique	(7) VITAL, Christian
						(7) BOUKNIGHT, James
12/29/2019	NJIT	W	69-47	10507	(23) VITAL, Christian	(10) AKOK, Akok
01/01/2020	at Cincinnati	L	51-67	10833	(11) ADAMS, Brendan	(9) AKOK, Akok
01/04/2020	at South Fla.	L	60-75	4694	(11) BOUKNIGHT, James	(6) BOUKNIGHT, James
01/08/2020	Tulane	W	67-61	5721	(19) POLLEY, Tyler	(11) POLLEY, Tyler
01/12/2020	Wichita St.	Lot2	86-89	13281	(25) VITAL, Christian	(12) CARLTON, Josh
01/18/2020	at Villanova	L	55-61	16723	(13) VITAL, Christian	(8) VITAL, Christian
01/23/2020	at Houston	L	59-63	7035	(14) VITAL, Christian	(11) WHALEY, Isaiah
01/26/2020	Tulsa	Lot	75-79	10509	(16) BOUKNIGHT, James	(7) VITAL, Christian
						(7) WILSON, Sidney
						(7) AKOK, Akok
01/29/2020	Temple	W	78-63	7886	(15) VITAL, Christian	(10) VITAL, Christian
02/01/2020	at Memphis	L	63-70	16240	(20) VITAL, Christian	(9) WHALEY, Isaiah
02/06/2020	at Tulsa	W	72-56	4630	(22) BOUKNIGHT, James	(12) WHALEY, Isaiah
02/09/2020	Cincinnati	Wot	72-71	9409	(23) BOUKNIGHT, James	(10) CARLTON, Josh
02/12/2020	at SMU	L	75-79	4249	(21) BOUKNIGHT, James	(7) WHALEY, Isaiah
02/16/2020	Memphis	W	64-61	15564	(23) VITAL, Christian	(13) CARLTON, Josh
02/20/2020	at Temple	Lot2	89-93	6604	(21) VITAL, Christian	(14) WHALEY, Isaiah
02/23/2020	South Fla.	W	78-71	9524	(24) VITAL, Christian	(6) VITAL, Christian
02/26/2020	UCF	W	81-65	9480	(18) VITAL, Christian	(11) WHALEY, Isaiah
					(18) WHALEY, Isaiah	
02/29/2020	at East Carolina	W	84-63	5003	(27) VITAL, Christian	(10) BOUKNIGHT, James
03/05/2020	Houston	W	77-71	10167	(26) VITAL, Christian	(7) BOUKNIGHT, James
03/08/2020	at Tulane	W	80-76	1897	(28) VITAL, Christian	(10) WHALEY, Isaiah



Attendance Summary

	Games	Attend	Avg/Game
Home	17	156389	9199
Away	10	77908	7791
Neutral	4	22476	5619
Total	31	256773	8283



**2019-20 UConn Men's Basketball
Team Game-by-Game
All games**

Opponent	Date	Score		Total		3-Pointers		Free throws		Rebounds				PF	A	TO	BLK	STL	PTS	AVG
				FG-FGA	PCT	3FG-FGA	PCT	FT-FTA	PCT	OFF	DEF	TOT	AVG							
Sacred Heart	11/08/2019	89-67	W	34-75	.453	5-19	.263	16-22	.727	15	26	41	41.0	24	16	11	9	10	89	89.0
Saint Joseph's	11/13/2019	87-96	L	22-63	.349	14-29	.483	29-38	.763	11	36	47	44.0	23	7	14	7	5	87	88.0
Florida	11/17/2019	62-59	W	21-59	.356	4-22	.182	16-22	.727	12	26	38	42.0	14	11	9	4	7	62	79.3
vs Buffalo	11/21/2019	79-68	W	30-62	.484	7-18	.389	12-21	.571	14	34	48	43.5	12	14	17	7	5	79	79.3
vs Xavier	11/22/2019	74-75	Lot2	21-70	.300	7-23	.304	25-27	.926	16	29	45	43.8	24	10	16	6	8	74	78.2
vs Miami (FL)	11/24/2019	80-55	W	32-60	.533	7-19	.368	9-12	.750	11	23	34	42.2	10	17	6	9	5	80	78.5
Maine	12/01/2019	64-40	W	22-58	.379	6-20	.300	14-18	.778	8	21	29	40.3	14	11	8	2	13	64	76.4
Iona	12/04/2019	80-62	W	30-64	.469	8-19	.421	12-20	.600	19	25	44	40.8	16	18	16	8	4	80	76.9
vs Indiana	12/10/2019	54-57	L	21-51	.412	6-21	.286	6-10	.600	10	27	37	40.3	20	15	22	8	5	54	74.3
Saint Peter's	12/18/2019	66-56	W	23-43	.535	7-17	.412	13-19	.684	9	19	28	39.1	17	13	26	10	12	66	73.5
New Hampshire	12/22/2019	88-62	W	30-55	.545	11-24	.458	17-25	.680	7	27	34	38.6	19	16	10	2	4	88	74.8
NJIT	12/29/2019	69-47	W	25-63	.397	11-25	.440	8-16	.500	17	26	43	39.0	16	18	10	11	6	69	74.3
at Cincinnati	01/01/2020	51-67	L	18-56	.321	4-19	.211	11-14	.786	11	23	34	38.6	19	9	16	13	7	51	72.5
at South Fla.	01/04/2020	60-75	L	22-54	.407	6-16	.375	10-16	.625	7	23	30	38.0	21	14	17	3	7	60	71.6
Tulane	01/08/2020	67-61	W	25-59	.424	5-22	.227	12-16	.750	18	28	46	38.5	12	12	11	9	1	67	71.3
Wichita St.	01/12/2020	86-89	Lot2	26-68	.382	5-19	.263	29-42	.690	19	29	48	39.1	25	9	19	6	10	86	72.3
at Villanova	01/18/2020	55-61	L	25-51	.490	2-15	.133	3-3	1.000	10	25	35	38.9	16	10	17	6	1	55	71.2
at Houston	01/23/2020	59-63	L	20-55	.364	4-16	.250	15-23	.652	7	26	33	38.6	29	9	15	1	8	59	70.6
Tulsa	01/26/2020	75-79	Lot	27-68	.397	9-33	.273	12-15	.800	10	24	34	38.3	26	18	10	8	4	75	70.8
Temple	01/29/2020	78-63	W	22-62	.355	6-25	.240	28-30	.933	15	24	39	38.4	17	13	10	7	9	78	71.2
at Memphis	02/01/2020	63-70	L	22-65	.338	7-24	.292	12-16	.750	14	20	34	38.1	22	12	20	3	15	63	70.8
at Tulsa	02/06/2020	72-56	W	28-54	.519	10-22	.455	6-9	.667	13	24	37	38.1	20	7	17	2	6	72	70.8
Cincinnati	02/09/2020	72-71	Wot	24-66	.364	11-26	.423	13-21	.619	18	26	44	38.3	15	12	14	11	6	72	70.9
at SMU	02/12/2020	75-79	L	27-57	.474	11-25	.440	10-15	.667	14	15	29	38.0	16	17	13	2	9	75	71.0
Memphis	02/16/2020	64-61	W	21-66	.318	4-23	.174	18-20	.900	18	27	45	38.2	15	11	12	8	6	64	70.8
at Temple	02/20/2020	89-93	Lot2	32-82	.390	7-24	.292	18-20	.900	10	35	45	38.5	23	14	18	3	7	89	71.5
South Fla.	02/23/2020	78-71	W	26-47	.553	8-17	.471	18-24	.750	8	17	25	38.0	16	13	14	4	9	78	71.7
UCF	02/26/2020	81-65	W	29-59	.492	5-19	.263	18-24	.750	11	25	36	37.9	19	16	15	2	12	81	72.0
at East Carolina	02/29/2020	84-63	W	24-55	.436	10-29	.345	26-30	.867	16	23	39	38.0	22	16	13	4	7	84	72.4
Houston	03/05/2020	77-71	W	24-48	.500	4-17	.235	25-33	.758	4	28	32	37.8	16	8	10	3	5	77	72.6
at Tulane	03/08/2020	80-76	W	29-67	.433	5-20	.250	17-23	.739	21	20	41	37.9	19	14	14	7	7	80	72.8
Total		2258		782-1862	.420	216-667	.324	478-644	.742	393	781	1174	37.9	577	400	440	185	220	2258	72.8
Opponents		2078		728-1756	.415	173-524	.330	449-608	.738	326	760	1086	35.0	596	364	483	121	215	2078	67.0

UConn Averages

Games Played	Points/game	FG Pct	3FG Pct	FT Pct	Rebounds/game	Assists/game	Turnovers/game	Assist/Turnover ratio	Steals/game	Blocks/game
31	72.8	42.0	32.4	74.2	37.9	12.9	14.2	0.9	7.1	6.0



**2019-20 UConn Men's Basketball
Opponents Game-by-Game
All games**

Opponent	Date	Score		Total		3-Pointers		Free throws		Rebounds				PF	A	TO	BLK	STL	PTS	AVG
				FG-FGA	PCT	3FG-FGA	PCT	FT-FTA	PCT	OFF	DEF	TOT	AVG							
Sacred Heart	11/08/2019	89-67	W	19-63	.302	4-23	.174	25-26	.962	19	30	49	49.0	21	8	25	1	2	67	67.0
Saint Joseph's	11/13/2019	87-96	L	32-70	.457	13-33	.394	19-33	.576	12	34	46	47.5	25	14	10	4	9	96	81.5
Florida	11/17/2019	62-59	W	22-55	.400	5-20	.250	10-13	.769	8	29	37	44.0	21	9	13	3	4	59	74.0
vs Buffalo	11/21/2019	79-68	W	26-72	.361	5-24	.208	11-13	.846	13	27	40	43.0	20	9	9	7	11	68	72.5
vs Xavier	11/22/2019	74-75	Lot2	25-66	.379	9-24	.375	16-26	.615	16	33	49	44.2	26	12	21	9	7	75	73.0
vs Miami (FL)	11/24/2019	80-55	W	25-54	.463	4-10	.400	1-2	.500	7	19	26	41.2	14	13	12	4	4	55	70.0
Maine	12/01/2019	64-40	W	14-40	.350	4-16	.250	8-11	.727	5	29	34	40.1	14	11	28	9	5	40	65.7
Iona	12/04/2019	80-62	W	24-59	.407	4-19	.211	10-13	.769	11	20	31	39.0	17	7	15	2	9	62	65.3
vs Indiana	12/10/2019	54-57	L	21-57	.368	2-13	.154	13-18	.722	11	23	34	38.4	15	14	13	3	11	57	64.3
Saint Peter's	12/18/2019	66-56	W	19-48	.396	5-8	.625	13-17	.765	13	13	26	37.2	21	7	25	2	16	56	63.5
New Hampshire	12/22/2019	88-62	W	20-49	.408	7-21	.333	15-20	.750	6	21	27	36.3	19	11	17	1	2	62	63.4
NJIT	12/29/2019	69-47	W	17-52	.327	3-12	.250	10-13	.769	9	23	32	35.9	12	8	15	6	3	47	62.0
at Cincinnati	01/01/2020	51-67	L	26-56	.464	2-9	.222	13-24	.542	12	28	40	36.2	17	16	13	3	7	67	62.4
at South Fla.	01/04/2020	60-75	L	24-52	.462	6-14	.429	21-29	.724	10	28	38	36.4	18	14	14	2	11	75	63.3
Tulane	01/08/2020	67-61	W	24-61	.393	7-16	.438	6-9	.667	11	18	29	35.9	14	12	5	3	3	61	63.1
Wichita St.	01/12/2020	86-89	Lot2	32-75	.427	6-19	.316	19-24	.792	15	31	46	36.5	28	16	21	4	10	89	64.8
at Villanova	01/18/2020	55-61	L	19-49	.388	11-23	.478	12-16	.750	7	16	23	35.7	12	12	10	3	9	61	64.5
at Houston	01/23/2020	59-63	L	17-47	.362	4-12	.333	25-34	.735	9	33	42	36.1	24	10	19	5	6	63	64.4
Tulsa	01/26/2020	75-79	Lot	26-53	.491	3-10	.300	24-32	.750	8	34	42	36.4	14	15	13	2	6	79	65.2
Temple	01/29/2020	78-63	W	23-58	.397	4-12	.333	13-17	.765	13	24	37	36.4	24	13	16	1	7	63	65.1
at Memphis	02/01/2020	63-70	L	21-45	.467	7-14	.500	21-27	.778	6	29	35	36.3	15	12	24	10	10	70	65.3
at Tulsa	02/06/2020	72-56	W	19-46	.413	1-12	.083	17-25	.680	7	15	22	35.7	14	10	15	4	7	56	64.9
Cincinnati	02/09/2020	72-71	Wot	27-66	.409	9-25	.360	8-12	.667	14	26	40	35.9	22	18	14	11	6	71	65.2
at SMU	02/12/2020	75-79	L	28-51	.549	9-17	.529	14-16	.875	9	18	27	35.5	17	14	12	3	6	79	65.8
Memphis	02/16/2020	64-61	W	21-60	.350	8-21	.381	11-18	.611	14	28	42	35.8	23	12	16	5	7	61	65.6
at Temple	02/20/2020	89-93	Lot2	30-67	.448	6-17	.353	27-35	.771	6	37	43	36.0	20	17	17	4	11	93	66.6
South Fla.	02/23/2020	78-71	W	26-53	.491	7-15	.467	12-13	.923	11	15	26	35.7	21	10	16	3	7	71	66.8
UCF	02/26/2020	81-65	W	26-54	.481	2-13	.154	11-16	.688	7	21	28	35.4	21	7	17	1	6	65	66.7
at East Carolina	02/29/2020	84-63	W	22-51	.431	2-8	.250	17-25	.680	11	16	27	35.1	22	13	13	2	2	63	66.6
Houston	03/05/2020	77-71	W	26-71	.366	9-26	.346	10-10	1.000	16	25	41	35.3	24	11	12	2	6	71	66.7
at Tulane	03/08/2020	80-76	W	27-56	.482	5-18	.278	17-21	.810	10	17	27	35.0	21	9	13	2	5	76	67.0
Total		2078		728-1756	.415	173-524	.330	449-608	.738	326	760	1086	35.0	596	364	483	121	215	2078	67.0
UConn		2258		782-1862	.420	216-667	.324	478-644	.742	393	781	1174	37.9	577	400	440	185	220	2258	72.8

Opponents Averages

Games Played	Points/game	FG Pct	3FG Pct	FT Pct	Rebounds/game	Assists/game	Turnovers/game	Assist/Turnover ratio	Steals/game	Blocks/game
31	67.0	41.5	33.0	73.8	35.0	11.7	15.6	0.8	6.9	3.9



**2019-20 UConn Men's Basketball
Team High/Low Analysis
All games**

UConn - Game Highs

POINTS	89		at Temple (02/20/2020)
	89		Sacred Heart (11/08/2019)
	88		New Hampshire (12/22/2019)
	87		Saint Joseph's (11/13/2019)
	86		Wichita St. (01/12/2020)
FIELD GOALS MADE	34		Sacred Heart (11/08/2019)
	32		at Temple (02/20/2020)
	32		vs Miami (FL) (N) (11/24/2019)
FIELD GOAL ATTEMPTS	82		at Temple (02/20/2020)
	75		Sacred Heart (11/08/2019)
FIELD GOAL PERCENTAGE	.553	(26-47)	South Fla. (02/23/2020)
	.545	(30-55)	New Hampshire (12/22/2019)
3 PT FG MADE	14		Saint Joseph's (11/13/2019)
	11		at SMU (02/12/2020)
	11		Cincinnati (02/09/2020)
	11		NJIT (12/29/2019)
	11		New Hampshire (12/22/2019)
3 PT FG ATTEMPTS	33		Tulsa (01/26/2020)
	29		at East Carolina (02/29/2020)
	29		Saint Joseph's (11/13/2019)
3 PT FG PERCENTAGE	.483	(14-29)	Saint Joseph's (11/13/2019)
	.471	(8-17)	South Fla. (02/23/2020)
FREE THROWS MADE	29		Wichita St. (01/12/2020)
	29		Saint Joseph's (11/13/2019)
FREE THROW ATTEMPTS	42		Wichita St. (01/12/2020)
	38		Saint Joseph's (11/13/2019)
FREE THROW PERCENTAGE	1.000	(3-3)	at Villanova (01/18/2020)
	.933	(28-30)	Temple (01/29/2020)
REBOUNDS	48		Wichita St. (01/12/2020)
	48		vs Buffalo (N) (11/21/2019)
ASSISTS	18		Tulsa (01/26/2020)
	18		NJIT (12/29/2019)
	18		Iona (12/04/2019)
STEALS	15		at Memphis (02/01/2020)
	13		Maine (12/01/2019)
BLOCKED SHOTS	13		at Cincinnati (01/01/2020)
	11		Cincinnati (02/09/2020)
	11		NJIT (12/29/2019)
TURNOVERS	26		Saint Peter's (12/18/2019)
	22		vs Indiana (N) (12/10/2019)
FOULS	30		at Houston (01/23/2020)
	26		Tulsa (01/26/2020)



**2019-20 UConn Men's Basketball
Team High/Low Analysis
All games**

Opponent - Game Highs

POINTS	96		Saint Joseph's (11/13/2019)
	93		at Temple (02/20/2020)
	89		Wichita St. (01/12/2020)
	79		at SMU (02/12/2020)
	79		Tulsa (01/26/2020)
FIELD GOALS MADE	32		Wichita St. (01/12/2020)
	32		Saint Joseph's (11/13/2019)
FIELD GOAL ATTEMPTS	75		Wichita St. (01/12/2020)
	72		vs Buffalo (N) (11/21/2019)
FIELD GOAL PERCENTAGE	.549	(28-51)	at SMU (02/12/2020)
	.491	(26-53)	South Fla. (02/23/2020)
	.491	(26-53)	Tulsa (01/26/2020)
3 PT FG MADE	13		Saint Joseph's (11/13/2019)
	11		at Villanova (01/18/2020)
3 PT FG ATTEMPTS	33		Saint Joseph's (11/13/2019)
	26		Houston (03/05/2020)
3 PT FG PERCENTAGE	.625	(5-8)	Saint Peter's (12/18/2019)
	.529	(9-17)	at SMU (02/12/2020)
FREE THROWS MADE	27		at Temple (02/20/2020)
	25		at Houston (01/23/2020)
	25		Sacred Heart (11/08/2019)
FREE THROW ATTEMPTS	35		at Temple (02/20/2020)
	34		at Houston (01/23/2020)
FREE THROW PERCENTAGE	1.000	(10-10)	Houston (03/05/2020)
	.962	(25-26)	Sacred Heart (11/08/2019)
REBOUNDS	49		vs Xavier (N) (11/22/2019)
	49		Sacred Heart (11/08/2019)
ASSISTS	18		Cincinnati (02/09/2020)
	17		at Temple (02/20/2020)
STEALS	16		Saint Peter's (12/18/2019)
	11		at Temple (02/20/2020)
	11		at South Fla. (01/04/2020)
	11		vs Indiana (N) (12/10/2019)
	11		vs Buffalo (N) (11/21/2019)
BLOCKED SHOTS	11		Cincinnati (02/09/2020)
	10		at Memphis (02/01/2020)
TURNOVERS	28		Maine (12/01/2019)
	25		Saint Peter's (12/18/2019)
	25		Sacred Heart (11/08/2019)
FOULS	28		Wichita St. (01/12/2020)
	26		vs Xavier (N) (11/22/2019)



**2019-20 UConn Men's Basketball
Team High/Low Analysis
All games**

UConn - Game Lows

POINTS	51		at Cincinnati (01/01/2020)
	54		vs Indiana (N) (12/10/2019)
	55		at Villanova (01/18/2020)
	59		at Houston (01/23/2020)
	60		at South Fla. (01/04/2020)
FIELD GOALS MADE	18		at Cincinnati (01/01/2020)
	20		at Houston (01/23/2020)
FIELD GOAL ATTEMPTS	43		Saint Peter's (12/18/2019)
	47		South Fla. (02/23/2020)
FIELD GOAL PERCENTAGE	.300	(21-70)	vs Xavier (N) (11/22/2019)
	.318	(21-66)	Memphis (02/16/2020)
3 PT FG MADE	2		at Villanova (01/18/2020)
	4		Houston (03/05/2020)
	4		Memphis (02/16/2020)
	4		at Houston (01/23/2020)
	4		at Cincinnati (01/01/2020)
	4		Florida (11/17/2019)
3 PT FG ATTEMPTS	15		at Villanova (01/18/2020)
	16		at Houston (01/23/2020)
	16		at South Fla. (01/04/2020)
3 PT FG PERCENTAGE	.133	(2-15)	at Villanova (01/18/2020)
	.174	(4-23)	Memphis (02/16/2020)
FREE THROWS MADE	3		at Villanova (01/18/2020)
	6		at Tulsa (02/06/2020)
	6		vs Indiana (N) (12/10/2019)
FREE THROW ATTEMPTS	3		at Villanova (01/18/2020)
	9		at Tulsa (02/06/2020)
FREE THROW PERCENTAGE	.500	(8-16)	NJIT (12/29/2019)
	.571	(12-21)	vs Buffalo (N) (11/21/2019)
REBOUNDS	25		South Fla. (02/23/2020)
	28		Saint Peter's (12/18/2019)
ASSISTS	7		at Tulsa (02/06/2020)
	7		Saint Joseph's (11/13/2019)
STEALS	1		at Villanova (01/18/2020)
	1		Tulane (01/08/2020)
BLOCKED SHOTS	1		at Houston (01/23/2020)
	2		UCF (02/26/2020)
	2		at SMU (02/12/2020)
	2		at Tulsa (02/06/2020)
	2		New Hampshire (12/22/2019)
	2		Maine (12/01/2019)
TURNOVERS	6		vs Miami (FL) (N) (11/24/2019)
	8		Maine (12/01/2019)
FOULS	10		vs Miami (FL) (N) (11/24/2019)
	12		Tulane (01/08/2020)
	12		vs Buffalo (N) (11/21/2019)



**2019-20 UConn Men's Basketball
Team High/Low Analysis
All games**

Opponent - Game Lows

POINTS	40		Maine (12/01/2019)
	47		NJIT (12/29/2019)
	55		vs Miami (FL) (N) (11/24/2019)
	56		at Tulsa (02/06/2020)
	56		Saint Peter's (12/18/2019)
FIELD GOALS MADE	14		Maine (12/01/2019)
	17		at Houston (01/23/2020)
	17		NJIT (12/29/2019)
FIELD GOAL ATTEMPTS	40		Maine (12/01/2019)
	45		at Memphis (02/01/2020)
FIELD GOAL PERCENTAGE	.302	(19-63)	Sacred Heart (11/08/2019)
	.327	(17-52)	NJIT (12/29/2019)
3 PT FG MADE	1		at Tulsa (02/06/2020)
	2		at East Carolina (02/29/2020)
	2		UCF (02/26/2020)
	2		at Cincinnati (01/01/2020)
	2		vs Indiana (N) (12/10/2019)
3 PT FG ATTEMPTS	8		at East Carolina (02/29/2020)
	8		Saint Peter's (12/18/2019)
3 PT FG PERCENTAGE	.083	(1-12)	at Tulsa (02/06/2020)
	.154	(2-13)	UCF (02/26/2020)
	.154	(2-13)	vs Indiana (N) (12/10/2019)
FREE THROWS MADE	1		vs Miami (FL) (N) (11/24/2019)
	6		Tulane (01/08/2020)
FREE THROW ATTEMPTS	2		vs Miami (FL) (N) (11/24/2019)
	9		Tulane (01/08/2020)
FREE THROW PERCENTAGE	.500	(1-2)	vs Miami (FL) (N) (11/24/2019)
	.542	(13-24)	at Cincinnati (01/01/2020)
REBOUNDS	22		at Tulsa (02/06/2020)
	23		at Villanova (01/18/2020)
ASSISTS	7		UCF (02/26/2020)
	7		Saint Peter's (12/18/2019)
	7		Iona (12/04/2019)
STEALS	2		at East Carolina (02/29/2020)
	2		New Hampshire (12/22/2019)
	2		Sacred Heart (11/08/2019)
BLOCKED SHOTS	1		UCF (02/26/2020)
	1		Temple (01/29/2020)
	1		New Hampshire (12/22/2019)
	1		Sacred Heart (11/08/2019)
TURNOVERS	5		Tulane (01/08/2020)
	9		vs Buffalo (N) (11/21/2019)
FOULS	12		at Villanova (01/18/2020)
	12		NJIT (12/29/2019)



**2019-20 UConn Men's Basketball
Points-rebounds-assists
All games**

Opponent	Date	Score		00	1	2	3	5	10	12	15	23	25	41
				GAFFNEY,JA	VITAL,CHRI	BOUKNIGHT,	GILBERT,AL	WHALEY,ISA	ADAMS,BREN	POLLEY,TYL	WILSON,SID	AKOK,AKOK	CARLTON,JO	GARRY,MATT
SH	11/08/2019	89-67	W	0-0-0	17-7-3	DNP	6-1-5	6-4-1	15-6-2	10-4-3	13-4-2	4-4-0	18-8-0	0-0-0
SJU	11/13/2019	87-96	L	0-0-1	26-16-2	DNP	22-3-2	0-1-0	3-0-1	13-2-0	2-3-1	12-9-0	9-9-0	DNP
UF	11/17/2019	62-59	W	0-2-0	15-4-5	DNP	10-2-4	7-6-0	0-0-0	15-5-0	2-1-0	0-8-1	13-8-1	DNP
vs UB	11/21/2019	79-68	W	2-0-1	16-10-5	8-6-1	0-4-1	0-2-0	20-3-2	6-4-2	4-1-0	11-5-1	12-10-1	DNP
vs XU	11/22/2019	74-75	Lot2	0-0-0	8-12-4	19-4-0	14-6-5	0-1-0	7-2-1	10-2-0	2-1-0	4-3-0	10-8-0	DNP
vs Miami	11/24/2019	80-55	W	3-1-1	14-5-0	13-3-2	4-3-7	4-3-0	13-1-2	4-1-1	4-4-1	5-7-0	16-5-3	0-0-0
Maine	12/01/2019	64-40	W	2-1-0	6-3-5	15-5-0	13-2-3	1-1-1	11-2-1	12-2-1	DNP	2-5-0	2-3-0	0-0-0
Iona	12/04/2019	80-62	W	0-0-0	16-9-0	2-2-2	12-5-10	4-1-0	5-0-1	14-2-1	2-3-1	6-8-2	19-12-1	DNP
vs IND	12/10/2019	54-57	L	0-0-0	7-8-5	0-1-0	3-4-8	0-0-0	0-3-0	12-3-0	5-4-1	9-5-1	18-5-0	DNP
SP	12/18/2019	66-56	W	10-1-5	9-3-1	8-0-1	6-1-6	4-2-0	4-1-0	12-1-0	0-2-0	7-8-0	6-7-0	DNP
UNH	12/22/2019	88-62	W	8-0-5	15-7-2	14-7-1	21-1-2	6-6-2	6-3-2	6-3-0	DNP	12-1-1	0-4-0	0-0-1
NJIT	12/29/2019	69-47	W	1-1-7	23-5-2	5-1-1	6-1-3	0-4-1	12-3-1	7-5-0	0-1-0	7-10-1	8-9-2	0-0-0
at UC	01/01/2020	51-67	L	5-1-1	8-3-3	10-3-1	7-2-2	0-6-0	11-1-1	0-1-0	DNP	8-9-1	2-6-0	DNP
at USF	01/04/2020	60-75	L	3-3-0	9-3-2	11-6-3	4-1-8	7-5-0	7-4-0	3-2-1	4-1-0	10-4-0	2-0-0	DNP
Tulane	01/08/2020	67-61	W	0-1-0	14-8-1	7-4-1	11-4-7	2-1-0	0-2-1	19-11-0	DNP	4-9-2	10-4-0	DNP
WSU	01/12/2020	86-89	Lot2	2-0-1	25-5-1	16-6-1	14-6-3	2-0-0	0-3-0	DNP	12-4-0	2-7-0	13-12-3	DNP
at VU	01/18/2020	55-61	L	2-2-1	13-8-3	5-0-0	12-2-5	DNP	4-0-0	DNP	0-3-1	7-4-0	12-6-0	DNP
at UH	01/23/2020	59-63	L	6-0-0	14-4-3	8-1-0	8-3-4	13-11-1	2-2-0	DNP	5-0-0	3-4-0	0-3-1	DNP
Tulsa	01/26/2020	75-79	Lot	8-3-5	11-7-1	16-2-1	5-2-3	1-0-1	9-4-3	DNP	12-7-2	13-7-0	0-2-2	DNP
Temple	01/29/2020	78-63	W	9-2-5	15-10-4	12-6-1	DNP	10-6-1	12-2-0	DNP	DNP	10-5-1	10-5-1	0-0-0
at Mem	02/01/2020	63-70	L	0-2-0	20-2-2	17-2-3	10-2-2	8-9-3	3-1-1	DNP	DNP	3-6-0	2-5-1	DNP
at Tulsa	02/06/2020	72-56	W	5-3-2	10-4-1	22-5-0	17-1-3	10-12-0	0-0-1	DNP	DNP	2-3-0	6-4-0	DNP
UC	02/09/2020	72-71	Wot	2-1-3	19-5-4	23-4-1	2-3-2	1-2-2	16-5-0	DNP	0-0-0	4-6-0	5-10-0	DNP
at SMU	02/12/2020	75-79	L	13-2-3	10-3-7	21-2-3	6-1-1	6-7-0	11-4-1	DNP	3-0-0	0-1-0	5-6-2	DNP
Mem	02/16/2020	64-61	W	2-3-4	23-9-3	17-8-1	2-1-2	5-7-0	9-0-1	DNP	0-1-0	0-0-0	6-13-0	DNP
at Temple	02/20/2020	89-93	Lot2	12-1-9	21-8-1	16-7-3	9-4-0	18-14-0	4-3-1	DNP	3-0-0	DNP	6-5-0	DNP
USF	02/23/2020	78-71	W	10-1-3	24-6-3	19-1-0	3-3-2	8-5-1	10-3-4	DNP	0-2-0	DNP	4-2-0	DNP
UCF	02/26/2020	81-65	W	4-2-2	18-7-5	16-7-1	6-2-5	18-11-1	9-0-2	DNP	2-2-0	DNP	8-2-0	DNP
at ECU	02/29/2020	84-63	W	3-3-3	27-6-1	19-10-4	3-0-2	16-7-1	11-2-2	DNP	DNP	DNP	5-7-2	DNP
UH	03/05/2020	77-71	W	6-1-1	26-2-1	17-7-1	9-3-2	13-5-0	2-6-2	DNP	0-0-0	DNP	4-2-1	DNP
at Tulane	03/08/2020	80-76	W	2-1-3	28-6-1	8-5-3	10-4-4	10-10-1	12-3-1	DNP	0-0-1	DNP	10-7-0	DNP



2019-20 UConn Men's Basketball
Points-rebounds-assists
All games

Opponent	Date	Score		45 AIYEGBUSI,
SH	11/08/2019	89-67	W	0-0-0
SJU	11/13/2019	87-96	L	DNP
UF	11/17/2019	62-59	W	DNP
vs UB	11/21/2019	79-68	W	DNP
vs XU	11/22/2019	74-75	Lot2	DNP
vs Miami	11/24/2019	80-55	W	0-0-0
Maine	12/01/2019	64-40	W	0-0-0
Iona	12/04/2019	80-62	W	0-0-0
vs IND	12/10/2019	54-57	L	DNP
SP	12/18/2019	66-56	W	DNP
UNH	12/22/2019	88-62	W	0-0-0
NJIT	12/29/2019	69-47	W	0-0-0
at UC	01/01/2020	51-67	L	DNP
at USF	01/04/2020	60-75	L	DNP
Tulane	01/08/2020	67-61	W	DNP
WSU	01/12/2020	86-89	Lot2	DNP
at VU	01/18/2020	55-61	L	DNP
at UH	01/23/2020	59-63	L	0-0-0
Tulsa	01/26/2020	75-79	Lot	DNP
Temple	01/29/2020	78-63	W	0-0-0
at Mem	02/01/2020	63-70	L	DNP
at Tulsa	02/06/2020	72-56	W	DNP
UC	02/09/2020	72-71	Wot	DNP
at SMU	02/12/2020	75-79	L	DNP
Mem	02/16/2020	64-61	W	DNP
at Temple	02/20/2020	89-93	Lot2	DNP
USF	02/23/2020	78-71	W	DNP
UCF	02/26/2020	81-65	W	0-0-0
at ECU	02/29/2020	84-63	W	0-0-1
UH	03/05/2020	77-71	W	DNP
at Tulane	03/08/2020	80-76	W	DNP



Points

##	Player	G	Pts	Pts/G
1	Vital, Christian	31	507	16.4
2	Bouknight, James	28	364	13.0
3	Gilbert, Alterique	30	255	8.5
25	Carlton, Josh	31	241	7.8
10	Adams, Brendan	31	228	7.4
5	Whaley, Isaiah	30	180	6.0
23	Akok, Akok	25	145	5.8
12	Polley, Tyler	15	143	9.5
00	Gaffney, Jalen	31	120	3.9
15	Wilson, Sidney	23	75	3.3

Scoring Average

##	Player	G	Pts	Pts/G
1	Vital, Christian	31	507	16.4
2	Bouknight, James	28	364	13.0
12	Polley, Tyler	15	143	9.5
3	Gilbert, Alterique	30	255	8.5
25	Carlton, Josh	31	241	7.8
10	Adams, Brendan	31	228	7.4
5	Whaley, Isaiah	30	180	6.0
23	Akok, Akok	25	145	5.8
00	Gaffney, Jalen	31	120	3.9
15	Wilson, Sidney	23	75	3.3

Field Goal Percentage

##	Player	FG	Att	Pct
5	Whaley, Isaiah	68	126	.540
25	Carlton, Josh	104	207	.502
2	Bouknight, James	128	277	.462
15	Wilson, Sidney	30	71	.423
12	Polley, Tyler	45	108	.417
23	Akok, Akok	57	138	.413
1	Vital, Christian	154	387	.398
10	Adams, Brendan	74	188	.394
3	Gilbert, Alterique	84	243	.346
00	Gaffney, Jalen	38	113	.336

Field Goal Attempts

##	Player	G	Att	Att/G
1	Vital, Christian	31	387	12.5
2	Bouknight, James	28	277	9.9
3	Gilbert, Alterique	30	243	8.1
25	Carlton, Josh	31	207	6.7
10	Adams, Brendan	31	188	6.1

Field Goals Made

##	Player	G	Made	Made/G
1	Vital, Christian	31	154	5.0
2	Bouknight, James	28	128	4.6
25	Carlton, Josh	31	104	3.4
3	Gilbert, Alterique	30	84	2.8
10	Adams, Brendan	31	74	2.4

3-Point FG Percentage

##	Player	3FG	Att	Pct
12	Polley, Tyler	30	74	.405
2	Bouknight, James	25	72	.347
1	Vital, Christian	66	191	.346
15	Wilson, Sidney	5	15	.333
3	Gilbert, Alterique	34	107	.318
10	Adams, Brendan	30	108	.278
00	Gaffney, Jalen	14	53	.264
23	Akok, Akok	12	46	.261

3-Point FG Attempts

##	Player	G	Att	Att/G
1	Vital, Christian	31	191	6.2
10	Adams, Brendan	31	108	3.5
3	Gilbert, Alterique	30	107	3.6
12	Polley, Tyler	15	74	4.9
2	Bouknight, James	28	72	2.6

3-Point FG Made

##	Player	G	Made	Made/G
1	Vital, Christian	31	66	2.1
3	Gilbert, Alterique	30	34	1.1
10	Adams, Brendan	31	30	1.0
12	Polley, Tyler	15	30	2.0
2	Bouknight, James	28	25	0.9



Free Throw Percentage

##	Player	Made	Att	Pct
1	Vital, Christian	133	148	.899
2	Bouknight, James	83	101	.822
12	Polley, Tyler	23	29	.793
00	Gaffney, Jalen	30	39	.769
5	Whaley, Isaiah	44	60	.733
10	Adams, Brendan	50	69	.725
3	Gilbert, Alterique	53	79	.671
23	Akok, Akok	19	32	.594
15	Wilson, Sidney	10	17	.588
25	Carlton, Josh	33	66	.500

Free Throw Attempts

##	Player	G	Att	Att/G
1	Vital, Christian	31	148	4.8
2	Bouknight, James	28	101	3.6
3	Gilbert, Alterique	30	79	2.6
10	Adams, Brendan	31	69	2.2
25	Carlton, Josh	31	66	2.1

Free Throws Made

##	Player	G	Made	Made/G
1	Vital, Christian	31	133	4.3
2	Bouknight, James	28	83	3.0
3	Gilbert, Alterique	30	53	1.8
10	Adams, Brendan	31	50	1.6
5	Whaley, Isaiah	30	44	1.5

Rebounds

##	Player	G	Reb	Reb/G
1	Vital, Christian	31	195	6.3
25	Carlton, Josh	31	189	6.1
5	Whaley, Isaiah	30	149	5.0
23	Akok, Akok	25	138	5.5
2	Bouknight, James	28	115	4.1

Assists

##	Player	G	Ast	Ast/G
3	Gilbert, Alterique	30	113	3.8
1	Vital, Christian	31	81	2.6
00	Gaffney, Jalen	31	66	2.1
2	Bouknight, James	28	36	1.3
10	Adams, Brendan	31	34	1.1

Rebounds Average

##	Player	G	Reb	Reb/G
1	Vital, Christian	31	195	6.3
25	Carlton, Josh	31	189	6.1
23	Akok, Akok	25	138	5.5
5	Whaley, Isaiah	30	149	5.0
2	Bouknight, James	28	115	4.1

Steals

##	Player	G	Stl	Stl/G
1	Vital, Christian	31	78	2.5
3	Gilbert, Alterique	30	33	1.1
2	Bouknight, James	28	21	0.8
00	Gaffney, Jalen	31	19	0.6
5	Whaley, Isaiah	30	19	0.6

Offensive Rebounds

##	Player	G	OReb	OReb/G
25	Carlton, Josh	31	87	2.8
5	Whaley, Isaiah	30	60	2.0
2	Bouknight, James	28	44	1.6
1	Vital, Christian	31	39	1.3
23	Akok, Akok	25	33	1.3

Blocked Shots

##	Player	G	Blk	Blk/G
23	Akok, Akok	25	66	2.6
5	Whaley, Isaiah	30	46	1.5
25	Carlton, Josh	31	33	1.1
15	Wilson, Sidney	23	14	0.6
12	Polley, Tyler	15	8	0.5

Defensive Rebounds

##	Player	G	DReb	DReb/G
1	Vital, Christian	31	156	5.0
23	Akok, Akok	25	105	4.2
25	Carlton, Josh	31	102	3.3
5	Whaley, Isaiah	30	89	3.0
2	Bouknight, James	28	71	2.5

Minutes

##	Player	G	Min	Min/G
1	Vital, Christian	31	1002	32:20
3	Gilbert, Alterique	30	817	27:15
2	Bouknight, James	28	724	25:52
23	Akok, Akok	25	702	28:04
10	Adams, Brendan	31	681	21:58



2019-20 UConn Men's Basketball
Category Leaders
All games

Fouls

##	Player	G	PF	PF/G
25	Carlton, Josh	31	88	2.8
1	Vital, Christian	31	81	2.6
2	Bouknight, James	28	74	2.6
5	Whaley, Isaiah	30	68	2.3
3	Gilbert, Alterique	30	57	1.9

Turnovers

##	Player	G	TO	TO/G
1	Vital, Christian	31	83	2.7
3	Gilbert, Alterique	30	70	2.3
25	Carlton, Josh	31	65	2.1
2	Bouknight, James	28	50	1.8
10	Adams, Brendan	31	42	1.4

Foul Outs

##	Player	G	FO
25	Carlton, Josh	31	3
1	Vital, Christian	31	2
2	Bouknight, James	28	2
5	Whaley, Isaiah	30	2
15	Wilson, Sidney	23	2

2019-20 University of Connecticut Game-by-Game Box Scores

Game 20 Wednesday, Jan. 29, Gampel Pavilion, Storrs, Conn. UConn 78, Temple 63

UConn		Temple		UConn		Temple		UConn		Temple		UConn		Temple	
NO.	Name	Min	FG	M.A.	3P	FT	Rebounds	Fouls	TP	AS	TO	ST	Blocks	BS	BA
Shooting By Period															
1st FG% 11-25 44.0%															
3PT% 5-10 50.0%															
FT% 4-6 66.7%															
2nd FG% 17-29 58.6%															
3PT% 5-12 41.7%															
FT% 2-3 66.7%															
GM FG% 28-54 51.9%															
3PT% 10-24 41.7%															
FT% 6-9 66.7%															
Totals 28-54 10-22 6-9 13 24 37 20 13 7 17 6 2 4 16															

Game 21 Saturday, Feb. 1, FedEx Forum, Memphis, Tenn. Memphis 70, UConn 63

UConn		Memphis		UConn		Memphis		UConn		Memphis		UConn		Memphis	
NO.	Name	Min	FG	M.A.	3P	FT	Rebounds	Fouls	TP	AS	TO	ST	Blocks	BS	BA
Shooting By Period															
1st FG% 12-25 48.0%															
3PT% 4-8 50.0%															
FT% 2-2 100%															
2nd FG% 9-20 45.0%															
3PT% 3-6 50.0%															
FT% 19-25 76%															
GM FG% 21-45 46.7%															
3PT% 7-14 50.0%															
FT% 21-27 77.8%															
Totals 21-45 7-14 21-27 6 29 35 15 22 70 12 24 10 3 7															

Game 22 Thursday, Feb. 6, Donald W. Reynolds Center, Tulsa, Okla. UConn 72, Tulsa 56

UConn		Tulsa		UConn		Tulsa		UConn		Tulsa		UConn		Tulsa	
NO.	Name	Min	FG	M.A.	3P	FT	Rebounds	Fouls	TP	AS	TO	ST	Blocks	BS	BA
Shooting By Period															
1st FG% 9-22 40.9%															
3PT% 0-5 0.0%															
FT% 11-14 78.6%															
2nd FG% 10-24 41.7%															
3PT% 1-7 14.3%															
FT% 6-11 54.5%															
GM FG% 19-46 41.3%															
3PT% 1-12 8.3%															
FT% 17-25 68.0%															
Totals 19-46 1-12 17-25 7 15 22 14 18 56 10 15 7 4 2 16															

Game 23 Sunday, Feb. 9, Gampel Pavilion, Storrs, Conn. UConn 72, Cincinnati 71 (OT)

UConn		Cincinnati		UConn		Cincinnati		UConn		Cincinnati		UConn		Cincinnati	
NO.	Name	Min	FG	M.A.	3P	FT	Rebounds	Fouls	TP	AS	TO	ST	Blocks	BS	BA
Shooting By Period															
1st FG% 13-33 39.4%															
3PT% 4-12 33.3%															
FT% 0-0 0%															
2nd FG% 13-26 50.0%															
3PT% 5-11 45.5%															
FT% 6-10 60%															
GM FG% 26-59 43.9%															
3PT% 9-23 39.1%															
FT% 6-6 100%															
Totals 26-59 9-25 6-6 11 18 14 6 11 11 1															



2019-20

UConn Huskies



JALEN GAFFNEY
Fr. G 6-2 175
Columbus, N.J.



CHRISTIAN VITAL
Sr. G 6-2 187
Queens Village, N.Y.



JAMES BOUKNIGHT
Fr. G 6-4 175
Brooklyn, N.Y.



ALTERIQUE GILBERT
R-Jr. G 6-0 180
Atlanta, Ga.




R.J. COLE
Jr. G 6-1 185
Union, N.J.



ISAIAH WHALEY
Jr. F 6-8 220
Gastonia, N.C.




BRENDAN ADAMS
So. G 6-4 200
Hanover, Md.



TYLER POLLEY
Jr. F 6-9 204
Miramar, Fla.



RICHIE SPRINGS
Fr. F 6-9 220
Brooklyn, N.Y.




SIDNEY WILSON
R-So. G/F 6-7 180
Bronx, N.Y.



AKOK AKOK
R-Fr. F 6-9 193
Manchester, N.H.



JOSH CARLTON
Jr. F/C 6-11 260
Winterville, N.C.



MATT GARRY
So. G 6-5 188
Southington, Conn.



TEMI AIYEBUSI
Sr. G 6-4 200
Conshohocken, Pa.



DAN HURLEY
Head Coach



KENYA HUNTER
Assistant Coach



TOM MOORE
Assistant Coach



KIMANI YOUNG
Assistant Coach



12 - Tyler Polley

6-9 • 204 • Junior • Forward • Miramar, Fla. (The Sagemont School, Weston, Fla.)

Career Highs

Points
20 at Memphis (2/10/19)
Field Goals Made
7 (3x), last vs. Tulane (1/9/20)
Field Goals Attempted
15 (2x), last vs. Tulane (1/9/20)
Three-Pt. Field Goals Made
5 (2x), last at ECU (3/10/19)
Three-Pt. Field Goals Attempted
9 at SMU (2/21/19)
Free Throws Made
6 vs. Maine (12/1/19)
Free Throws Attempted
6 (4x), last vs. Maine (12/1/19)
Rebounds
11 vs. Tulane (1/9/20)
Assists
3 (2x), last vs. Sacred Heart (11/8/19)
Steals
2 (2x), last vs. Florida (11/17/19)
Blocks
4 vs. Cornell(11/20/18)
Minutes
38 at SMU (2/21/19)

Season Highs

Points
19 vs. Tulane (1/9/20)
Field Goals Made
7 vs. Tulane (1/9/20)
Field Goals Attempted
15 vs. Tulane (1/9/20)
Three-Pt. Field Goals Made
4 (2x), last vs. Saint Peter's (12/18/19)
Three-Pt. Field Goals Attempted
8 (2x), last vs. Xavier (11/22/19)
Free Throws Made
6 vs. Maine (12/1/19)
Free Throws Attempted
6 vs. Maine (12/1/19)
Rebounds
11 vs. Tulane (1/9/20)
Assists
3 vs. Sacred Heart (11/8/19)
Steals
2 vs. Florida (11/17/19)
Blocks
3 vs. Saint Joseph's (11/13/19)
Minutes
36 vs. Xavier (11/22/19)

Player Notes (2019-20)

- Averaged 9.5 points and 3.2 rebounds per game in 15 games.
- Started first 15 games of season before tearing left ACL in practice and missing season's last 16 games.
- Contributed 13 points against Saint Joseph's on 4-of-5 shooting, including 4-of-4 from beyond the arc.
- Notched 15 points and five rebounds to help UConn beat No. 15 Florida.
- Drained four triples to tally 12 points in the 66-56 win over Saint Peter's.
- Poured in 19 points and grabbed a career-high 11 rebounds to record first career double-double and help UConn to a 67-61 win over Tulane.

Career at UConn

- Third season
- Has played in 80 games with 57 starts, averaging 6.4 points and 2.0 rebounds per contests.
- Has increased his scoring and rebound average in each season of his career.
- Led team in 3-point FG percentage as a freshman (.417) and a junior (.405)

Career Stats

POLLEY, Tyler

SEASON	TEAM	GP-GS	MIN/AVG	Field Goals		3-Point		F-Throws		Rebounds				PF-FO			AST TO		BLK/STL		PTS		AVG
				FG-FGA	FG%	3FG-FGA	3FG%	FT-FTA	FT%	OFF	DEF	TOT	AVG	PF	FO	AST	TO	BLK	STL	PTS	AVG		
2017-18	UConn	32-10	425/13.3	24-75	.320	15-36	.417	24-32	.750	8	28	36	1.1	33-0	5	18	5	3	87	2.7			
2018-19	UConn	33-32	907/27.5	95-224	.424	52-137	.380	36-56	.643	32	43	75	2.3	71-0	21	24	19	13	278	8.4			
2019-20	UConn	15-15	376/25.0	45-108	.417	30-74	.405	23-29	.793	19	29	48	3.2	25-1	9	5	8	6	143	9.5			
TOTAL		80-57	1708/21.3	164-407	.403	97-247	.393	83-117	.709	59	100	159	2.0	129-1	35	47	32	22	508	6.4			



2019-20 UConn Men's Basketball Individual Game-by-Game

Page 7/12
as of Jan 09, 2020

#12 POLLEY, Tyler

Opponent	Date	GS	MIN	Total		3-Pointers		Free throws		Rebounds				PF	A	T/O	BLK	STL	PTS	AVG	
				FG-FGA	PCT	3FG-3FGA	PCT	FT-FTA	PCT	OFF	DEF	TOT	AVG								
Sacred Heart	11/08/19	*	31:41	3-9	.333	1-5	.200	3-4	.750	2	2	4	4.0	2	3	1	1	1	10	10.0	
Saint Joseph's	11/13/19	*	26:07	4-5	.800	4-4	1.000	1-2	.500	0	2	2	3.0	5	0	0	3	0	13	11.5	
Florida	11/17/19	*	31:57	6-13	.462	3-8	.375	0-0	.000	1	4	5	3.7	1	0	1	0	2	15	12.7	
vs Buffalo	11/21/19	*	28:00	2-4	.500	2-3	.667	0-0	.000	1	3	4	3.8	3	2	1	0	0	6	11.0	
vs Xavier	11/22/19	*	36:00	3-9	.333	2-8	.250	2-2	1.000	0	2	2	3.4	0	0	0	1	1	10	10.8	
vs Miami (FL)	11/24/19	*	15:00	2-4	.500	0-2	.000	0-0	.000	0	1	1	3.0	2	1	1	0	0	4	9.7	
Maine	12/01/19	*	25:47	2-7	.286	2-5	.400	6-6	1.000	2	0	2	2.9	1	1	1	1	1	12	10.0	
Iona	12/04/19	*	21:47	4-6	.667	3-5	.600	3-4	.750	2	0	2	2.8	3	1	0	0	0	14	10.5	
vs Indiana	12/10/19	*	31:52	3-7	.429	3-7	.429	3-4	.750	1	2	3	2.8	2	0	0	0	0	12	10.7	
Saint Peter's	12/18/19	*	20:26	4-7	.571	4-6	.667	0-0	.000	1	0	1	2.6	1	0	0	0	0	12	10.8	
New Hampshire	12/22/19	*	22:39	2-4	.500	2-4	.500	0-0	.000	0	3	3	2.6	3	0	0	0	0	6	10.4	
NJIT	12/29/19	*	20:27	2-9	.222	1-5	.200	2-2	1.000	3	2	5	2.8	2	0	0	2	0	7	10.1	
at Cincinnati	01/01/20	*	15:38	0-4	.000	0-3	.000	0-0	.000	0	1	1	2.7	0	0	0	0	1	0	9.3	
at South Fla.	01/04/20	*	13:06	1-5	.200	1-2	.500	0-0	.000	0	2	2	2.6	0	1	0	0	0	3	8.9	
Tulane	01/08/20	*	35:09	7-15	.467	2-7	.286	3-5	.600	6	5	11	3.2	0	0	0	0	0	19	9.5	
Totals			15	375:36	45-108	.417	30-74	.405	23-29	.793	19	29	48	3.2	25	9	5	8	6	143	9.5

Player Averages

Games Played	Minutes/ game	Points/ game	FG Pct	3FG Pct	FT Pct	Rebounds/ game	Assists/ game	Turnovers/ game	Assist/Turnover ratio	Steals/ game	Blocks/ game
15	25.0	9.5	41.7	41.7	79.3	3.2	0.6	0.3	1.8	0.4	0.5



15 - Sidney Wilson

6-7 • 180 • R-Sophomore • Forward/Guard • Bronx, N.Y. (St. John's)

Career Highs

Points
 16 at Memphis (2/10/19)
Field Goals Made
 6 (3x), last vs. Tulsa (1/26/20)
Field Goals Attempted
 14 vs. Tulsa (1/26/20)
Three-Pt. Field Goals Made
 2 (3x), last vs. Wichita State (1/12/20)
Three-Pt. Field Goals Attempted
 5 vs. Houston (2/14/19)
Free Throws Made
 4 (2x), last vs. USF (3/14/19)
Free Throws Attempted
 7 at Memphis (2/10/19)
Rebounds
 7 vs. Tulsa (1/26/20)
Assists
 2 (2x), last vs. Tulsa (1/26/20)
Steals
 2 (2x), last vs. Iona (12/4/19)
Blocks
 3 (3x), last at Memphis (2/10/19)
Minutes
 37 vs. Houston (2/14/19)

Season Highs

Points
 13 vs. Sacred Heart (11/8/19)
Field Goals Made
 6 (2x), last vs. Tulsa (1/26/20)
Field Goals Attempted
 14 vs. Tulsa (1/26/20)
Three-Pt. Field Goals Made
 2 vs. Wichita State (1/12/20)
Three-Pt. Field Goals Attempted
 4 vs. Tulsa (1/26/20)
Free Throws Made
 2 (4x), last vs. Wichita State (1/12/20)
Free Throws Attempted
 4 vs. Saint Joseph's (11/13/19)
Rebounds
 7 vs. Tulsa (1/26/20)
Assists
 2 (2x), last vs. Tulsa (1/26/20)
Steals
 2 vs. Iona (12/4/19)
Blocks
 2 (3x), last vs. Wichita State (1/12/20)
Minutes
 31 vs. Tulsa (1/26/20)

Player Notes (2019-20)

- Averaged 3.3 points, 1.9 rebounds and 11.6 minutes in 23 games.
- Provided 13 points and four rebounds off the bench in UConn's 22-point victory over Sacred Heart in the season opener (Nov. 8).
- Tied career-high with two steals against Iona.
- Scored 12 points and grabbed four rebounds in 24 minutes against No. 23 Wichita State, hitting a game-tying 3-pointer with 1.6 seconds left in regulation time.
- Tallied 12 points and a career-high seven rebounds vs. Tulsa.

Career at UConn

- Second year at UConn
- Has averaged 4.0 pts, 2.3 rebs and 15.4 minutes per game in 49 games.
- Sat out the 2017-18 season as a transfer student after enrolling in summer classes at St. Johns University in the summer of 2017, but having a change of heart and leaving a few weeks later.

Career Stats

WILSON, Sidney

SEASON	TEAM	GP-GS	MIN/AVG	Field Goals		3-Point		F-Throws		Rebounds				Steals			Blocks			Scoring	
				FG-FGA	FG%	3FG-FGA	3FG%	FT-FTA	FT%	OFF	DEF	TOT	AVG	PF-FO	AST	TO	BLK	STL	PTS	AVG	
2018-19	UConn	26-6	487/18.7	44-126	.349	8-35	.229	23-41	.561	23	46	69	2.7	56-0	7	23	20	8	119	4.6	
2019-20	UConn	23-0	266/11.6	30-71	.423	5-15	.333	10-17	.588	17	27	44	1.9	45-2	10	18	14	7	75	3.3	
TOTAL		49-6	754/15.4	74-197	.376	13-50	.260	33-58	.569	40	73	113	2.3	101-2	17	41	34	15	194	4.0	



2019-20 UConn Men's Basketball Individual Game-by-Game All games

Page 8/12
as of Mar 08, 2020

#15 WILSON, Sidney

Opponent	Date	GS	MIN	Total		3-Pointers		Free throws		Rebounds				PF	A	T/O	BLK	STL	PTS	AVG
				FG-FGA	PCT	3FG-3FGA	PCT	FT-FTA	PCT	OFF	DEF	TOT	AVG							
Sacred Heart	11/08/2019		16:60	6-10	.600	0-0	.000	1-2	.500	2	2	4	4.0	3	2	2	1	0	13	13.0
Saint Joseph's	11/13/2019		22:30	0-4	.000	0-1	.000	2-4	.500	1	2	3	3.5	2	1	0	1	0	2	7.5
Florida	11/17/2019		06:49	0-2	.000	0-1	.000	2-2	1.000	1	0	1	2.7	0	0	0	0	0	2	5.7
vs Buffalo	11/21/2019		13:00	2-4	.500	0-1	.000	0-1	.000	0	1	1	2.3	1	0	0	0	0	4	5.3
vs Xavier	11/22/2019		12:00	1-3	.333	0-0	.000	0-0	.000	0	1	1	2.0	2	0	0	1	0	2	4.6
vs Miami (FL)	11/24/2019		14:00	1-2	.500	0-0	.000	2-2	1.000	2	2	4	2.3	1	1	1	2	1	4	4.5
Iona	12/04/2019		08:39	1-2	.500	0-0	.000	0-0	.000	0	3	3	2.4	3	1	2	0	2	2	4.1
vs Indiana	12/10/2019		11:14	2-3	.667	0-0	.000	1-1	1.000	1	3	4	2.6	2	1	2	2	0	5	4.3
Saint Peter's	12/18/2019		12:39	0-2	.000	0-0	.000	0-0	.000	1	1	2	2.6	1	0	1	0	0	0	3.8
NJIT	12/29/2019		07:53	0-0	.000	0-0	.000	0-0	.000	0	1	1	2.4	2	0	0	0	0	0	3.4
at South Fla.	01/04/2020		12:37	2-2	1.000	0-0	.000	0-0	.000	0	1	1	2.3	2	0	0	1	0	4	3.5
Wichita St.	01/12/2020		24:25	4-8	.500	2-3	.667	2-3	.667	3	1	4	2.4	5	0	2	2	1	12	4.2
at Villanova	01/18/2020		13:54	0-1	.000	0-0	.000	0-0	.000	0	3	3	2.5	3	1	1	1	0	0	3.8
at Houston	01/23/2020		13:01	2-2	1.000	1-1	1.000	0-0	.000	0	0	0	2.3	5	0	1	0	0	5	3.9
Tulsa	01/26/2020		30:39	6-14	.429	0-4	.000	0-2	.000	3	4	7	2.6	3	2	2	0	0	12	4.5
Cincinnati	02/09/2020		01:32	0-0	.000	0-0	.000	0-0	.000	0	0	0	2.4	0	0	0	0	0	0	4.2
at SMU	02/12/2020		05:31	1-2	.500	1-1	1.000	0-0	.000	0	0	0	2.3	1	0	2	0	1	3	4.1
Memphis	02/16/2020		08:52	0-1	.000	0-1	.000	0-0	.000	0	1	1	2.2	0	0	1	0	0	0	3.9
at Temple	02/20/2020		07:32	1-3	.333	1-1	1.000	0-0	.000	0	0	0	2.1	3	0	0	1	0	3	3.8
South Fla.	02/23/2020		06:08	0-3	.000	0-0	.000	0-0	.000	2	0	2	2.1	1	0	0	0	1	0	3.7
UCF	02/26/2020		09:53	1-3	.333	0-1	.000	0-0	.000	1	1	2	2.1	1	0	1	0	1	2	3.6
Houston	03/05/2020		03:56	0-0	.000	0-0	.000	0-0	.000	0	0	0	2.0	4	0	0	1	0	0	3.4
at Tulane	03/08/2020		02:26	0-0	.000	0-0	.000	0-0	.000	0	0	0	1.9	0	1	0	1	0	0	3.3
Totals			0 266:10	30-71	.423	5-15	.333	10-17	.588	17	27	44	1.9	45	10	18	14	7	75	3.3

Player Averages

Games Played	Minutes/game	Points/game	FG Pct	3FG Pct	FT Pct	Rebounds/game	Assists/game	Turnovers/game	Assist/Turnover ratio	Steals/game	Blocks/game
23	11.6	3.3	42.3	33.3	58.8	1.9	0.4	0.8	0.6	0.3	0.6



2 - James Bouknight

6-4 • 75 • Freshman • Guard • Brooklyn, N.Y. (MacDuffie School, Granby, Mass.)

Career Highs

- Points
23 vs. Cincinnati (2/9/20)
Field Goals Made
9 (2x), last at SMU (2/12/20)
Field Goals Attempted
21 vs. Cincinnati (2/9/20)
Three-Pt. Field Goals Made
4 at Tulsa (2/6/20)
Three-Pt. Field Goals Attempted
6 vs. Cincinnati (2/9/20)
Free Throws Made
8 at ECU (2/29/20)
Free Throws Attempted
9 at Memphis (2/1/20)
Rebounds
10 at ECU (2/29/20)
Assists
4 at ECU (2/29/20)
Steals
3 at Memphis (2/1/20)
Blocks
1 (6x), last at Tulane (3/8/20)
Minutes
40 at Temple (2/20/20)

Season Highs

- Points
23 vs. Cincinnati (2/9/20)
Field Goals Made
9 (2x), last at SMU (2/12/20)
Field Goals Attempted
21 vs. Cincinnati (2/9/20)
Three-Pt. Field Goals Made
4 at Tulsa (2/6/20)
Three-Pt. Field Goals Attempted
6 vs. Cincinnati (2/9/20)
Free Throws Made
8 at ECU (2/29/20)
Free Throws Attempted
9 at Memphis (2/1/20)
Rebounds
10 at ECU (2/29/20)
Assists
4 at ECU (2/29/20)
Steals
3 at Memphis (2/1/20)
Blocks
1 (6x), last at Tulane (3/8/20)
Minutes
40 at Temple (2/20/20)

Player Notes (2019-20)

- Averaged 13.0 points and 4.1 rebounds in 25.9 minutes per game.
- Started the last 16 games of season -- as a starter, averaged 15.8 ppg and 5.1 rpg.
- Poured in career-high 23 points in over-time win over Cincinnati. Also had four rebounds and two steals.
- Contributed 17 points and eight rebounds in the 64-61 victory over Memphis.
- Scored 19 points in the 78-71 win over USF.
- Had first double-double with 19 points, 10 rebounds and added four assists in the 84-63 win over ECU.
- Notched 17 points and seven boards in the 77-71 win over No. 21 Houston.

Career at UConn

- Named to AAC All-Conference Third Team and unanimous pick to AAC All-Freshman Team.
- Named to Charleston Classic All-Tournament Team.
- First UConn freshman in nine years to have three straight 20-plus scoring games.
- Became 20th UConn freshman to score 300-plus points (364).
- Combined with teammate Christian Vital to form the highest-scoring duo in AAC games (33.2 ppg).

Career Stats

BOUKNIGHT, James

SEASON	TEAM	Field Goals		3-Point		F-Throws		Rebounds				Scoring								
		GP-GS	MIN/AVG	FG-FGA	FG%	3FG-FGA	3FG%	FT-FTA	FT%	OFF	DEF	TOT	AVG	PF	FO	AST	TO	BLK	STL	PTS
2019-20	UConn	28-16	724/25.9	128-277	.462	25-72	.347	83-101	.822	44	71	115	4.1	74-2	36	50	6	21	364	13.0
TOTAL		28-16	724/25.9	128-277	.462	25-72	.347	83-101	.822	44	71	115	4.1	74-2	36	50	6	21	364	13.0



2019-20 UConn Men's Basketball Individual Game-by-Game All games

Page 3/12
as of Mar 08, 2020

#2 BOUKNIGHT, James

Opponent	Date	GS	MIN	Total		3-Pointers		Free throws		Rebounds				PF	A	T/O	BLK	STL	PTS	AVG	
				FG-FGA	PCT	3FG-FGA	PCT	FT-FTA	PCT	OFF	DEF	TOT	AVG								
vs Buffalo	11/21/2019		11:00	4-5	.800	0-0	.000	0-1	.000	2	4	6	6.0	0	1	2	0	0	8	8.0	
vs Xavier	11/22/2019		25:00	6-10	.600	1-2	.500	6-7	.857	3	1	4	5.0	5	0	1	0	2	19	13.5	
vs Miami (FL)	11/24/2019		19:00	6-7	.857	1-1	1.000	0-0	.000	1	2	3	4.3	1	2	1	0	1	13	13.3	
Maine	12/01/2019		19:08	5-11	.455	1-2	.500	4-5	.800	3	2	5	4.5	1	0	0	0	1	15	13.8	
Iona	12/04/2019		14:27	1-2	.500	0-0	.000	0-0	.000	2	0	2	4.0	3	2	1	0	0	2	11.4	
vs Indiana	12/10/2019		15:06	0-3	.000	0-1	.000	0-0	.000	1	0	1	3.5	1	0	3	0	1	0	9.5	
Saint Peter's	12/18/2019		17:36	3-5	.600	1-3	.333	1-3	.333	0	0	0	3.0	1	1	3	0	1	8	9.3	
New Hampshire	12/22/2019		22:17	4-7	.571	2-3	.667	4-6	.667	2	5	7	3.5	1	1	1	1	0	14	9.9	
NJIT	12/29/2019		19:33	1-4	.250	1-3	.333	2-2	1.000	0	1	1	3.2	4	1	2	0	0	5	9.3	
at Cincinnati	01/01/2020		22:12	3-8	.375	0-1	.000	4-4	1.000	1	2	3	3.2	3	1	3	1	0	10	9.4	
at South Fla.	01/04/2020		26:55	4-11	.364	0-1	.000	3-4	.750	3	3	6	3.5	2	3	3	0	0	11	9.5	
Tulane	01/08/2020		23:04	3-8	.375	0-1	.000	1-2	.500	3	1	4	3.5	2	1	3	1	0	7	9.3	
Wichita St.	01/12/2020	*	33:23	6-12	.500	0-2	.000	4-5	.800	1	5	6	3.7	4	1	3	1	2	16	9.8	
at Villanova	01/18/2020	*	26:11	1-5	.200	0-1	.000	3-3	1.000	0	0	0	3.4	1	0	2	0	0	5	9.5	
at Houston	01/23/2020	*	19:31	4-6	.667	0-1	.000	0-0	.000	0	1	1	3.3	5	0	0	2	8	9.4		
Tulsa	01/26/2020	*	21:28	6-11	.545	2-4	.500	2-2	1.000	1	1	2	3.2	4	1	3	0	0	16	9.8	
Temple	01/29/2020	*	29:47	4-13	.308	0-2	.000	4-4	1.000	4	2	6	3.4	4	1	1	0	1	12	9.9	
at Memphis	02/01/2020	*	36:35	5-15	.333	0-3	.000	7-9	.778	1	1	2	3.3	3	3	3	0	3	17	10.3	
at Tulsa	02/06/2020	*	28:06	9-14	.643	4-5	.800	0-0	.000	2	3	5	3.4	4	0	3	0	2	22	10.9	
Cincinnati	02/09/2020	*	37:01	8-21	.381	3-6	.500	4-5	.800	1	3	4	3.4	2	1	1	0	2	23	11.6	
at SMU	02/12/2020	*	35:21	9-14	.643	1-2	.500	2-2	1.000	0	2	2	3.3	3	3	1	2	21	12.0		
Memphis	02/16/2020	*	32:29	6-18	.333	0-4	.000	5-6	.833	4	4	8	3.5	3	1	0	0	0	17	12.2	
at Temple	02/20/2020	*	40:40	6-17	.353	2-5	.400	2-3	.667	0	7	7	3.7	4	3	3	0	0	16	12.4	
South Fla.	02/23/2020	*	15:41	6-7	.857	2-3	.667	5-5	1.000	1	0	1	3.6	3	0	1	0	0	19	12.7	
UCF	02/26/2020	*	35:09	4-8	.500	2-4	.500	6-8	.750	1	6	7	3.7	1	1	1	0	0	16	12.8	
at East Carolina	02/29/2020	*	32:46	5-13	.385	1-4	.250	8-8	1.000	5	5	10	4.0	2	4	1	0	1	19	13.0	
Houston	03/05/2020	*	30:22	5-10	.500	1-4	.250	6-7	.857	0	7	7	4.1	4	1	2	0	0	17	13.2	
at Tulane	03/08/2020	*	34:24	4-12	.333	0-4	.000	0-0	.000	2	3	5	4.1	3	3	1	1	0	8	13.0	
Totals			16	724:12	128-277	.462	25-72	.347	83-101	.822	44	71	115	4.1	74	36	50	6	21	364	13.0

Player Averages

Games Played	Minutes/game	Points/game	FG Pct	3FG Pct	FT Pct	Rebounds/game	Assists/game	Turnovers/game	Assist/Turnover ratio	Steals/game	Blocks/game
28	25.9	13.0	46.2	34.7	82.2	4.1	1.3	1.8	0.7	0.8	0.2



45 - Temi Aiyegbusi

6-4 • 200 • Senior • Guard • Conshohocken, Pa. (St. Joseph's Prep, Philadelphia, Pa.)

Player Notes (2019-20)

- Saw action in 10 games.
- Took 4 shots, one three-pointer.
- Had 1 assist, at East Carolina.

Career at UConn

- Played 4 seasons, three as a preferred walk-on for the Huskies.
- Has appeared in 28 games, playing 1.5 minutes per contest.
- Scored in 2018-19 season against New Hampshire.

Career Highs

Points
2 vs. UNH (11/24/18)

Field Goals Made
1 vs. UNH (11/24/18)

Field Goals Attempted
1 (5x), last vs. UCF (2/26/20)

Three-Pt. Field Goals Made

Three-Pt. Field Goals Attempted

Free Throws Made

Free Throws Attempted

Rebounds
1 (2x), last vs. Cornell (11/20/18)

Assists

Steals

Blocks

Minutes
4 (2x), last vs. Lafayette (12/5/18)

Season Highs

Points

Field Goals Made

Field Goals Attempted
1 (4x), last vs. UCF (2/26/20)

Three-Pt. Field Goals Made

Three-Pt. Field Goals Attempted

Free Throws Made

Free Throws Attempted

Rebounds

Assists

Steals

Blocks

Minutes
2 vs. Maine (12/1/19)

Career Stats

AIYEBUSI, Temi

SEASON	TEAM	GP-GS	MIN/AVG	Field Goals		3-Point		F-Throws		Rebounds				Scoring							
				FG-FGA	FG%	3FG-FGA	3FG%	FT-FTA	FT%	OFF	DEF	TOT	AVG	PF	FO	AST	TO	BLK	STL	PTS	AVG
2016-17	UConn	6-0	8/1.3	0-2	.000	0-2	.000	0-0	.000	0	0	0	0.0	0-0	1	0	0	0	0	0	0.0
2017-18	UConn	1-0	0/0.0	0-0	.000	0-0	.000	0-0	.000	0	0	0	0.0	0-0	0	0	0	0	0	0	0.0
2018-19	UConn	11-0	23/2.1	1-3	.333	0-1	.000	0-0	.000	1	1	2	0.2	5-0	0	1	0	0	0	2	0.2
2019-20	UConn	10-0	10/1.0	0-4	.000	0-1	.000	0-0	.000	0	0	0	0.0	3-0	1	1	0	0	0	0	0.0
TOTAL		28-0	42/1.5	1-9	.111	0-4	.000	0-0	.000	1	1	2	0.1	8-0	2	2	0	0	0	2	0.1



2019-20 UConn Men's Basketball Individual Game-by-Game All games

Page 12/12
as of Mar 03, 2020

#45 AIYEBUSI, Temi

Opponent	Date	GS	MIN	Total		3-Pointers		Free throws		Rebounds				PF A T/O BLK STL PTS AVG							
				FG-FGA	PCT	3FG-3FGA	PCT	FT-FTA	PCT	OFF	DEF	TOT	AVG	PF	A	T/O	BLK	STL	PTS	AVG	
Sacred Heart	11/08/2019		01:05	0-0	.000	0-0	.000	0-0	.000	0	0	0	0.0	2	0	0	0	0	0	0	0.0
vs Miami (FL)	11/24/2019		01:00	0-0	.000	0-0	.000	0-0	.000	0	0	0	0.0	0	0	0	0	0	0	0	0.0
Maine	12/01/2019		02:11	0-1	.000	0-0	.000	0-0	.000	0	0	0	0.0	0	0	0	0	0	0	0	0.0
Iona	12/04/2019		00:39	0-0	.000	0-0	.000	0-0	.000	0	0	0	0.0	0	0	0	0	0	0	0	0.0
New Hampshire	12/22/2019		01:12	0-1	.000	0-1	.000	0-0	.000	0	0	0	0.0	0	0	0	0	0	0	0	0.0
NJIT	12/29/2019		01:11	0-0	.000	0-0	.000	0-0	.000	0	0	0	0.0	0	0	0	0	0	0	0	0.0
at Houston	01/23/2020		00:05	0-1	.000	0-0	.000	0-0	.000	0	0	0	0.0	0	0	0	0	0	0	0	0.0
Temple	01/29/2020		00:53	0-0	.000	0-0	.000	0-0	.000	0	0	0	0.0	0	0	1	0	0	0	0	0.0
UCF	02/26/2020		01:14	0-1	.000	0-0	.000	0-0	.000	0	0	0	0.0	0	0	0	0	0	0	0	0.0
at East Carolina	02/29/2020		00:49	0-0	.000	0-0	.000	0-0	.000	0	0	0	0.0	1	1	0	0	0	0	0	0.0
Totals			0 10:19	0-4	.000	0-1	.000	0-0	.000	0	0	0	0.0	3	1	1	0	0	0	0	0.0

Player Averages

Games Played	Minutes/game	Points/game	FG Pct	3FG Pct	FT Pct	Rebounds/game	Assists/game	Turnovers/game	Assist/Turnover ratio	Steals/game	Blocks/game
10	1.0	0.0	0.0	0.0	0.0	0.0	0.1	0.1	1.0	0.0	0.0



41 - Matt Garry

6-5 • 188 • Sophomore • Guard • Southington, Conn. (St. Paul HS, Bristol, Conn.)

Player Notes (2019-20)

- Appeared in six games this season, playing 8 minutes (average 1.3 per game).
- Made collegiate debut against Sacred Heart (Nov. 8).
- Handed out an assist vs. New Hampshire (12/22/19).

Career at UConn

- First year as a preferred walk-on at UConn

Career Highs

Points

Field Goals Made

Field Goals Attempted

Three-Pt. Field Goals Made

Three-Pt. Field Goals Attempted

Free Throws Made

Free Throws Attempted

4 vs. NJIT (12/29/19)

Rebounds

Assists

1 vs. UNH (12/22/19)

Steals

Blocks

Minutes

3 vs. NJIT (12/29/19)

Season Highs

Points

Field Goals Made

Field Goals Attempted

Three-Pt. Field Goals Made

Three-Pt. Field Goals Attempted

Free Throws Made

Free Throws Attempted

4 vs. NJIT (12/29/19)

Rebounds

Assists

1 vs. UNH (12/22/19)

Steals

Blocks

Minutes

3 vs. NJIT (12/29/19)

Career Stats

GARRY, Matt

SEASON	TEAM	GP-GS		Field Goals		3-Point		F-Throws		Rebounds				Scoring							
		MIN	AVG	FG-FGA	FG%	3FG-FGA	3FG%	FT-FTA	FT%	OFF	DEF	TOT	AVG	PF	FO	AST	T/O	BLK	STL	PTS	AVG
2019-20	UConn	6-0	8/1.3	0-0	.000	0-0	.000	0-4	.000	0	0	0	0.0	0-0	1	0	0	0	0	0	0.0
TOTAL		6-0	8/1.3	0-0	.000	0-0	.000	0-4	.000	0	0	0	0.0	0-0	1	0	0	0	0	0	0.0



2019-20 UConn Men's Basketball Individual Game-by-Game

Page 11/12
as of Jan 30, 2020

#41 GARRY, Matt

Opponent	Date	GS	MIN	Total		3-Pointers		Free throws		Rebounds				PF				PTS	AVG		
				FG-FGA	PCT	3FG-FGA	PCT	FT-FTA	PCT	OFF	DEF	TOT	AVG	A	T/O	BLK	STL				
Sacred Heart	11/08/19		01:05	0-0	.000	0-0	.000	0-0	.000	0	0	0	0.0	0	0	0	0	0	0	0	0.0
vs Miami (FL)	11/24/19		01:00	0-0	.000	0-0	.000	0-0	.000	0	0	0	0.0	0	0	0	0	0	0	0	0.0
Maine	12/01/19		01:10	0-0	.000	0-0	.000	0-0	.000	0	0	0	0.0	0	0	0	0	0	0	0	0.0
New Hampshire	12/22/19		01:12	0-0	.000	0-0	.000	0-0	.000	0	0	0	0.0	0	1	0	0	0	0	0	0.0
NJIT	12/29/19		02:34	0-0	.000	0-0	.000	0-4	.000	0	0	0	0.0	0	0	0	0	0	0	0	0.0
Temple	01/29/20		00:53	0-0	.000	0-0	.000	0-0	.000	0	0	0	0.0	0	0	0	0	0	0	0	0.0
Totals		0	07:54	0-0	.000	0-0	.000	0-4	.000	0	0	0	0.0	0	1	0	0	0	0	0	0.0

Player Averages

Games Played	Minutes/game	Points/game	FG Pct	3FG Pct	FT Pct	Rebounds/game	Assists/game	Turnovers/game	Assist/Turnover ratio	Steals/game	Blocks/game
6	1.3	0.0	0.0	0.0	0.0	0.0	0.2	0.0	1.0	0.0	0.0