

FLORIDA ATLANTIC

GAME 17

No. 24 FLA. ATLANTIC VS. UAB
SUNDAY, JAN. 14, 2024 | 12 PM ET
 ELEANOR R. BALDWIN ARENA | BOCA RATON, FLA.



2023-24 SCHEDULE

November

Date	Opponent	Location	Time/Result
Nov. 8	Loyola Chicago	Chicago, Ill.	W, 75-62
Nov. 14	Eastern Michigan	Boca Raton, Fla.	W, 100-57
Nov. 18	Bryant	Boca Raton, Fla.	L, 61-52
Nov. 23	Butler	Kissimmee, Fla.	W, 91-86
Nov. 24	No. 12 Texas A&M	Kissimmee, Fla.	W, 96-89
Nov. 26	Virginia Tech	Kissimmee, Fla.	W, 84-50
Nov. 30	Liberty	Boca Raton, Fla.	W, 83-54

December

Date	Opponent	Location	Time
Dec. 2	Charleston	Boca Raton, Fla.	W, 90-74
Dec. 5	Illinois	New York, N.Y.	L, 98-89
Dec. 13	FIU	Boca Raton, Fla.	W, 94-60
Dec. 16	St. Bonaventure	Springfield, Mass.	W, 64-54
Dec. 23	Arizona	Las Vegas, Nev.	W, 96-95 (2OT)
Dec. 30	FGCU	Fort Myers, Fla.	L, 72-68

January

Date	Opponent	Location	Time
Jan. 2	ECU *	Boca Raton, Fla.	W, 79-64
Jan. 6	Charlotte *	Charlotte, N.C.	L, 70-68
Jan. 11	Tulane *	New Orleans, La.	W, 85-84
Jan. 14	UAB *	Boca Raton, Fla.	12 p.m.
Jan. 18	Wichita State *	Boca Raton, Fla.	7 p.m.
Jan. 21	UTSA *	San Antonio, Texas.	3 p.m.
Jan. 24	Rice *	Houston, Texas.	8 p.m.
Jan. 28	UNT	Boca Raton, Fla.	1 p.m.

February

Date	Opponent	Location	Time
Feb. 3	Tulsa *	Boca Raton, Fla.	6 p.m.
Feb. 8	UAB *	Birmingham, Ala.	9 p.m.
Feb. 11	Wichita State *	Wichita, Kan.	12 p.m.
Feb. 15	Temple *	Boca Raton, Fla.	7 p.m.
Feb. 18	USF *	Tampa, Fla.	12 p.m.
Feb. 22	SMU *	Boca Raton, Fla.	7 p.m.
Feb. 25	Memphis *	Memphis, Tenn.	2 p.m.

March

Date	Opponent	Location	Time
March 2	Tulane *	Boca Raton, Fla.	12 p.m.
March 6	UNT *	Denton, Texas.	8 p.m.
March 9	Memphis	Boca Raton, Fla.	12 p.m.
March 13-17	AAC Tournament	Fort Worth, Texas.	TBD


* American Athletic Conference game
 ! American Athletic Championship (Fort Worth, Texas)
 All times listed are eastern and subject to change

GAMEDAY INFO




PxP: Ken LaVicka

TV/Stream



Frank Forte: PxP
Anne O'Neil: Analyst

Live Stats



PRIMARY CONTACT:
 GENESIS SILVESTRE ASST. DIRECTOR OF COMMUNICATIONS
 EMAIL: GSILVESTRE@FAU.EDU | C: 561-221-3412
SECONDARY CONTACT:
 BEN PAUL GRADUATE ASSISTANT
 EMAIL: BPAUL2019@FAU.EDU | C: 202-812-3260



THE MATCHUP



NO. 24 FLORIDA ATLANTIC (12-4, 2-1 AAC)

Head Coach: Dusty May
 Year at FAU: Sixth Year
 Record at FAU: 113-64 (.638)
 Overall Record: 113-64 (.638)

VS



UAB (10-5, 2-0 AAC)

Head Coach: Andy Kennedy
 Year at Tulane: Fourth Year
 Record at Tulane: 88-30 (.746)
 Overall Record: 354-199 (.640)
 Series History vs. FAU: UAB leads 13-5 (Last matchup March 11, 2023)

MATCHUP INFORMATION

NO. 24 FLORIDA ATLANTIC		UAB
82.1	POINTS PER GAME	77.3
70.9	POINTS ALLOWED PER GAME	75.6
37.4	REBOUNDING PER GAME	39.1
15.1	ASSISTS PER GAME	12.7
7.5	STEALS PER GAME	7.1
2.4	BLOCKS PER GAME	4.7
.491	FIELD GOAL PERCENTAGE	.436
.367	3-POINT PERCENTAGE	.313
.689	FREE THROW PERCENTAGE	.747

OWL NOTES

RELENTLESS OWLS

» The No. 24 Florida Atlantic University men's basketball team (12-4) captured their first American Athletic Conference road win on Jan. 11 in a last-second 85-84 victory over Tulane. It was a battle between the top two scoring offenses in the American Athletic Conference. Trailing by one with 15 seconds to go, Florida Atlantic nabbed several offensive boards to keep the ball that eventually found its way to junior guard Alijah Martin, who was fouled on a three-pointer with just 0.4 to go on the clock and subsequently made two free throws to give the team their first win over Tulane in program history. On the night, the Owls outrebounded Tulane on the offensive glass 18-8 and converted 22 second chance points compared to the Green Wave's four.

FROM USA TO AMERICAN

» The Owls return to the Eleanor R. Baldwin Arena on Sunday to host UAB (10-5, 2-0 AAC), who joined the AAC along with Florida Atlantic. These familiar rivals last faced off in the 2023 Conference USA Championship final. Behind Alijah Martin's 30 points, 11 rebounds, and three steals, the Owls dominated in a 78-56 win to give them their second ever bid to the NCAA tournament. The rest was history.

DAVIS DELIVERS

» For one of the biggest games in program history, junior guard Johnell Davis put forth one of the best performances ever by an Owl. Against No. 4 Arizona on Dec. 23, Davis dropped 35 points on 15-27 shooting, tied for the fifth most points by a Florida Atlantic player in one game. During the game, he also reached 1,000 career points (now at 1,079), joining teammate Alijah Martin and becoming the 16th Owl to do so. Against ECU, he nabbed his 500th career rebound (now at 515) to become the fifth Owl to have both 1,000 career points and 500 rebounds. Davis has racked up honors such as winning the Associated Press' national player of the week, AAC player of the week, and was named

as one of five recipients of the Oscar Robertson Player of the Week. On Jan. 10, he was named to the Wooden Award Top 25 Watch List, given at the end of the season to the best player in college basketball. Davis most recently recorded a career high in assists against Tulane with eight, and became the first Owl since the 2010-11 season to record a statline of 14+ points, 6+ rebounds, and 8+ assists in a game. He currently leads the team in points per game (16.6) and total steals (29). Since the beginning of December, he is averaging 20.1 points, 7.0 rebounds, and 2.0 steals per game.

GOLDEN GOLDIN

» The 7-1 junior center Vlad Goldin leads the nation in field goal percentage at 71.2% on almost eight shots per game. In the midst of a career-best 2023-24 campaign, he is second on Florida Atlantic in points per game (14.4) and leads the team in rebounds per game (7.2), total blocks (23), and double-doubles (5). Goldin tied his career high of 19 points three times in the first four games, before finally breaking the 20 point mark against No. 20 Illinois with 23 points in just 19 minutes and again against FGCU with 21 points. Following the win against Arizona, Goldin nabbed exactly 500 rebounds during his career at Florida Atlantic, becoming the ninth Owl to ever do so. For his season-long efforts, he has earned a spot on the AAC Weekly Honor Roll three times (11/13, 12/4, and 12/11)

BALLER BOYD

» After missing eight games early in the season due to injury, redshirt sophomore guard Nick Boyd has returned to the lineup in a big way. A 19-point performance against Charlotte was followed up with tying his career-high in points against Tulane with 21 on a career-best six three-pointers.

NATION'S NO. 24 (CONTINUED ON P.4)

» The Owls are currently ranked at No. 24 in the latest Associated Press Top 25 poll in a season in which the team has amassed a 11-4 record. FAU is 2-1 against



NUMERIC ROSTER

No.	Name	Pos.	Ht.	Wt.	Cl.	Hometown (Previous School)
0	Brenen Lorient	F	6-9	200	So.	Ocala, Fla. (Forest)
1	Johnell Davis	G	6-4	203	Jr.	Gary, Ind. (21st Century)
2	Nick Boyd	G	6-3	175	R-So.	Garnerville, N.Y. (Don Bosco Institute)
3	Giancarlo Rosado	F	6-8	247	Jr.	West Palm Beach, Fla. (Palm Beach Lakes)
4	Bryan Greenlee	G	6-0	191	Sr.	Gainesville, Fla. (Minnesota)
5	Isaiah Gaines	F	6-8	225	Jr.	Pensacola, Fla. (Northwest MS CC)
11	Jakel Powell	G	6-5	175	Fr.	Raleigh, N.C. (Raleigh Christian Academy)
12	Jalen Gaffney	G	6-3	185	Sr.	Columbus, N.J. (UCONN)
13	Jack Johnson	G	6-4	185	R-Fr.	White Plains, N.Y. (Choate Rosemary)
15	Alijah Martin	G	6-2	210	Jr.	Summit, Miss. (North Pike)
21	Alejandro Ralat	G	6-0	160	R-Jr.	San Juan, Puerto Rico (Saint Andrew's School)
22	Devin Vanterpool	G	6-4	175	Fr.	Laurel, Md. (Christ The King)
23	Brandon Weatherspoon	G	6-4	186	Sr.	Canton, Miss. (Holmes CC)
25	Tre Carroll	F	6-7	227	R-So.	Punta Gorda, Fla. (Charlotte HS)
30	Leo Beath	F	6-8	210	R-Fr.	Malibu, Calif. (Oak Park)
50	Vladislav Goldin	C	7-1	240	Jr.	Nalchick, Russia (Texas Tech)

Head Coach: Dusty May (Indiana, 2000), 6th season **Assistant Coach:** Kyle Church (Charlotte, 2010), 6th season
Assistant Coach: Todd Abernethy (Ole Miss, 2007), 5th season **Assistant Coach:** Drew Williamson (Old Dominion, 2007), 3rd season
Assistant to the Head Coach: Brandon Gilbert (Florida, 2014), 6th season **Director of Basketball Operations:** KT Harrell (Auburn, 2015), 2nd season
Director of Player Development: Sean Alarcon (Fla. Atlantic, 2008), 2nd season **Graduate Assistant:** Brendan Riggs (Bethany, 2023), 1st season
Graduate Assistant: Kasey Hill (Florida, 2017), 1st season **Graduate Assistant:** Dmitry Fedoseev, 1st season

ALPHABETICAL ROSTER

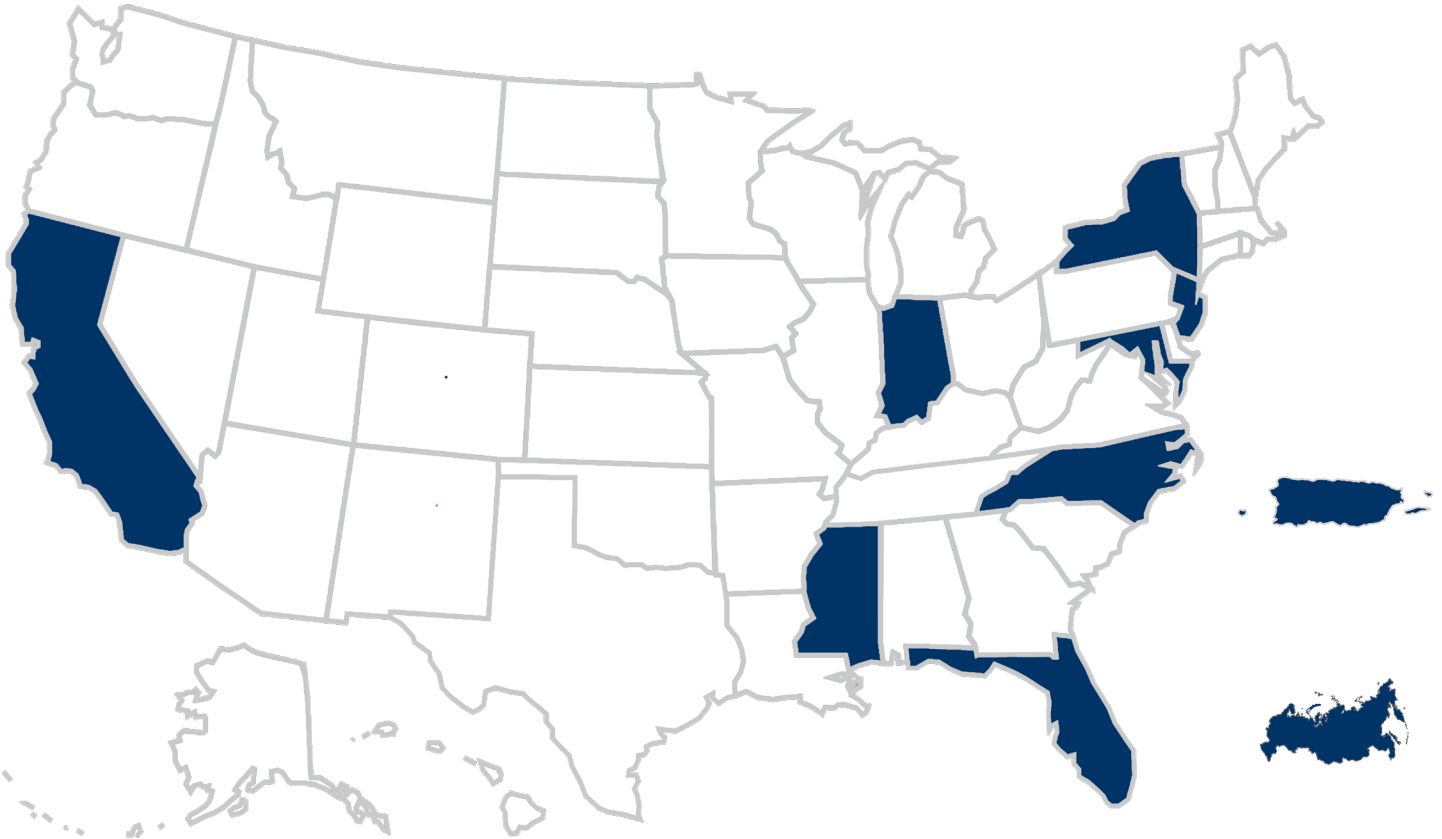
No.	Name	Pos.	Ht.	Wt.	Cl.	Hometown (Previous School)
30	Leo Beath	F	6-8	210	R-Fr.	Malibu, Calif. (Oak Park)
2	Nick Boyd	G	6-3	175	R-So.	Garnerville, N.Y. (Don Bosco Institute)
25	Tre Carroll	F	6-7	227	R-So.	Punta Gorda, Fla. (Charlotte HS)
1	Johnell Davis	G	6-4	203	Jr.	Gary, Ind. (21st Century)
12	Jalen Gaffney	G	6-3	185	Sr.	Columbus, N.J. (UCONN)
5	Isaiah Gaines	F	6-8	225	Jr.	Pensacola, Fla. (Northwest MS CC)
50	Vladislav Goldin	C	7-1	240	Jr.	Nalchick, Russia (Texas Tech)
4	Bryan Greenlee	G	6-0	191	Sr.	Gainesville, Fla. (Minnesota)
13	Jack Johnson	G	6-4	185	R-Fr.	White Plains, N.Y. (Choate Rosemary)
0	Brenen Lorient	F	6-9	200	So.	Ocala, Fla. (Forest)
15	Alijah Martin	G	6-2	210	Jr.	Summit, Miss. (North Pike)
11	Jakel Powell	G	6-5	175	Fr.	Raleigh, N.C. (Raleigh Christian Academy)
21	Alejandro Ralat	G	6-0	160	R-Jr.	San Juan, Puerto Rico (Saint Andrew's School)
3	Giancarlo Rosado	F	6-8	247	Jr.	West Palm Beach, Fla. (Palm Beach Lakes)
22	Devin Vanterpool	G	6-4	175	Fr.	Laurel, Md. (Christ The King)
23	Brandon Weatherspoon	G	6-4	186	Sr.	Canton, Miss. (Holmes CC)

PRONUNCIATIONS

0BRENE**N** LORIENT(brenn-en LORE-ee-ent) 50VLADISLAV Goldin(VLAD Goldin)
 1JOHN**E**LL Davis.....(john-ELL Davis)
 3Giancarlo ROS**A**DO (Giancarlo rose-AHH-doe)
 15AL**I**JA**H** Martin..... (ah-LIE-juh Martin)
 21ALEJ**A**NDRO R**A**LAT (al-ay-HAN-dro ruh-LOTT)
 25TRE Car**R**oll.....(trey Carroll)



ROSTER BREAKDOWN



PLAYERS BY STATE/COUNTRY

California (1)	Leo Beath
Florida (5)	Tre Carroll, Isaiah Gaines, Bryan Greenlee, Brenen Lorient, Giancarlo Rosado
Indiana (1)	Johnell Davis
Maryland (1)	Devin Vanterpool
Mississippi (2)	Alijah Martin, Brandon Weatherspoon
New Jersey (1)	Jalen Gaffney
New York (2)	Nick Boyd, Jack Johnson
North Carolina (1)	Jakel Powell
Puerto Rico (1)	Alejandro Ralat
Russia (1)	Vladislav Goldin

PLAYERS BY YEAR

Seniors (3)	Jalen Gaffney, Bryan Greenlee Brandon Weatherspoon
Juniors (6)	Johnell Davis, Isaiah Gaines, Vladislav Goldin Alijah Martin, Alejandro Ralat, Giancarlo Rosado
Sophomores (3)	Nick Boyd, Tre Carroll, Brenen Lorient
Freshmen (4)	Leo Beath, Jack Johnson Jakel Powell, Devin Vanterpool

PLAYERS BY POSITION

Guards (10)	Nick Boyd, Johnell Davis, Jalen Gaffney, Bryan Greenlee, Jack Johnson Alijah Martin, Jakel Powell, Alejandro Ralat Devin Vanterpool, Brandon Weatherspoon
Forwards (5)	Leo Beath, Tre Carroll, Isaiah Gaines, Brenen Lorient, Giancarlo Rosado
Centers (1)	Vladislav Goldin



OWL NOTES CONT.

other teams ranked by the AP, defeating No. 4 (at the time) Arizona, 96-95, No. 12 (at the time) Texas A&M, 96-89, and falling to No. 11 Illinois by a score of 98-89. In the AP Top 25 preseason poll, Florida Atlantic ranked at No. 10. The Owls are also No. 26 in the NET rankings, which is one of the key tools used by the NCAA Tournament committee in selecting the tournament field. The Owls are the American Athletic Conference's only team inside the top 30 of the NET. Of the teams inside the top 30, only Purdue, Tennessee, Connecticut, and Wisconsin have more Quad 1 and 2 wins than FAU's 6-2 mark.

PRESEASON ACCOLADES

» Entering a New Era in the American Athletic Conference, the Owls are already racking up preseason honors. Florida Atlantic was voted No. 1 in the AAC preseason poll, while Johnell Davis and Alijah Martin were both named the conference's Preseason Players of the Year, as well as named to the AAC Preseason All-First Team. In addition, Davis was named to the Jerry West Award Watch List, awarded annually in March to the nation's top shooting guard.

RUN IT BACK

» The Owls are welcoming back 14 out of 15 players from the Final Four team. They are one of just five DI teams to not have a single player enter the transfer portal from the previous season. In addition, they bring back their entire coaching staff led by head coach Dusty May, who signed a 10-year contract extension in April. While Johnell Davis and Alijah Martin both tested the NBA draft waters, they ultimately decided to return to the team to take part in another run for the national championship.

ABOUT THE OWLS

» Florida Atlantic is coming off a historic 2022-23 season that saw the team set several program bests including wins (35), longest winning streak (20), first NCAA Tournament wins (4 in total), first Final Four appearance, first AP ranking (as high as 19), first appearance in the USA Today Coaches Poll, home wins (17), and 3 pointers in a season (332). The balanced Owls welcome back Johnell Davis, who currently leads the team in scoring (16.6 ppg) and steals (2.9), as well as Alijah Martin (12.8 ppg) who was named to 2023 All-Tournament team. Also returning is junior big man Vlad Goldin, averaging a career high 14.4 ppg and has a team high 47 blocks. Redshirt sophomore and senior guards Nick Boyd and Bryan Greenlee return from last year's starting lineup, currently averaging 9.8 and 7.5 points per game, respectively. Other key rotational pieces who return include senior guard Jalen Gaffney, who leads the team in assists with 50 and has knocked down triples at a 44.8% clip, junior forward Giancarlo Rosado, who shot 79% from the field in the 2023 NCAA Tournament, and senior guard Brandon Weatherspoon, who has started 15 games in the 2023-24 regular season.

OWLS AT THE 2023 NCAA TOURNAMENT

» Florida Atlantic began their March Madness journey for the ages in Columbus, Ohio as the East Region's No. 9 seed against future AAC opponent Memphis. Playing in front of 17,000 more fans than FAU's home arena, the Owls fought a highly-contested battle that came down to the very last shot. Trailing 65-64 with 5.5 seconds on the clock, it was guard Nick Boyd who heroically drove in for the layup with just two ticks on the clock to end the game with a 66-65 victory, giving the Owls their first NCAA Tournament win in school history.

» The Owls were not done taking care of business in Columbus. Their Round of 32 opponent was FDU, only the second No. 16 seed to advance to the second round. The hero of the night was Davis who recorded a statline never before seen in the NCAA Tournament: 29 points, 12 rebounds, 5 assists, and 5 steals. Thanks to Davis' two-way efforts, Florida Atlantic pulled away in the second half for a 78-70 victory to advance them to the Sweet Sixteen, where the Mecca awaited.

» Up next was a battle in New York City at the World's Most Famous Arena: Madison Square Garden. The opponent was the No. 4 seed Tennessee, one of the most physical and top defensive teams in the nation. Florida Atlantic did not let themselves get rattled

despite trailing for most of the first period. In the second half, the Garden became an Owls nest with "FAU" chants taking over the arena. The team ultimately pulled away and secured a 62-55 win, moving the Owls to the Elite Eight with a chance to win the East Regional championship and be one of the last four teams standing in the nation.

» Matchup two in New York was against the No. 3 seeded Kansas State. In a game with 12 lead changes and seven ties, it was clear that neither team was ready to go home and the Owls would need several players to step up with the game of their life. In addition to usual suspects Martin and Davis, Goldin recorded a monster double-double with 14 points and 13 rebounds, while Greenlee was on fire all night with 16 points on 4-6 shooting from downtown, including a triple just seven seconds into the game. In the end, it came down to clutch free throws and a defensive stand, which the Owls came through with a 79-76 victory and a Final Four berth.

» It all came down to Houston. The Owls stepped foot onto NRG Stadium in front of a crowd of over 74,000 fans, with an additional 12 million viewers tuning in on television, to take on the No. 5 seed San Diego State with an appearance in the 2023 NCAA National Championship Game on the line. FAU found themselves with a 14 point lead, their largest of the tournament, and a seven point advantage entering halftime, but the Aztecs did not quit. Martin was the man of the night for Florida Atlantic, scoring 26 points with 19 coming in the second half, including a clutch acrobatic layup to put the Owls up three with 45 seconds left. Ultimately, the dream season came to an end in heartbreaking fashion with a San Diego State buzzer beating jump shot to give them the 72-71 win. But the story of the 2022-23 Owls was not defined by the Final Four, but the historic journey getting there.

THE NEXT CHAPTER

» While last season will be remembered in the history books and permanently at the Eleanor R. Baldwin Arena where a Final Four banner hangs, head coach Dusty May and the rest of the squad are only looking ahead to the current campaign. As Vlad Goldin said following the team's season opening win against Loyola Chicago: "New team, new season, new chapter." Florida Atlantic kicked off their 2023-24 regular season with a 75-62 victory in the Barstool Invitational on Wednesday Nov. 8. Goldin led the way with a career high tying 19 points and added 10 rebounds plus a career high five blocks and four steals. This was followed up by a crushing 100-57 victory over Eastern Michigan in the team's home opener on Tuesday, Nov. 15. Goldin matched his previous game's efforts with another 19 point performance, while the team's top five scorers: Goldin (19), Brandon Weatherspoon (16), Brenen Loriet (13), Giancarlo Rosado (13), and Bryan Greenlee (12) shot for a combined 84% from the field (31-37).

WON'T GET EASIER

» In addition to stepping up in conference play, Florida Atlantic proved they belonged biggest stage with a packed non-conference 2023-24 schedule that includes five neutral sites and 10 opponents that have made the tournament within the last five seasons (Loyola Chicago, Bryant, Butler, Texas A&M, VA Tech, Liberty, Charleston, Illinois, St. Bonaventure, Arizona), three of which have been ranked over the course of the season (Arizona as high as No. 1, Illinois as high as No. 9, Texas A&M as high as No. 12). They finished their non-conference portion with a record of 10-3 that included a 96-89 win over Texas A&M, 96-95 win over Arizona, and a 98-89 loss to Illinois

SHOOTING STARS

» The Owls are scoring 82.1 points per game, 33rd in the nation, thanks to strong shooting performances. As a team, they are currently 22nd in the nation in field goal percentage (49.12%). In their 12 wins, they are averaging 86.4 points per game, which would be ranked ninth in the nation over the course of a season. The Owls have scored 90+ points in six out of 16 games, already tying the mark set in the 2022-23 season, and have shot over 50% from the field in eight games. Of the 10 players who receive significant minutes, seven of them are shooting over 45%.

RECORD WHEN...

2023-24

Playing at home	5-1
Playing on the road	1-2
Playing at a neutral site	6-1
Going to overtime	0-0

On Mondays	0-0
On Tuesdays	2-1
On Wednesdays	2-0
On Thursdays	3-0
On Fridays	1-0
On Saturdays	4-2
On Sundays	1-0

In November	6-1
In December	4-2
In January	2-1
In February	0-0
In March	0-0

Wearing Blue	3-1
Wearing Cream	2-0
Wearing White	3-1
Wearing Red	0-2
Wearing White Vice	1-0
Wearing Black Vice	3-0

When leading at halftime	9-2
When trailing at halftime	3-2
When tied at halftime	0-0

When leading with five minutes left	11-0
When trailing with five minutes left	1-4
When tied with five minutes left	0-0

When outrebounding opponents	10-2
When being outrebounded	2-2
Equal rebounds	0-0

Recording more assists than opponent	9-1
Recording fewer assists than opponent	3-3
Equal assists	0-0

Shooting higher than 50%	7-0
Shooting 45-50%	2-1
Shooting 40-45%	3-2
Shooting below 40%	0-1

Shooting higher 3FG% than opponent	7-1
Shooting lower 3FG% than opponent	5-3
Shooting same 3FG%	0-0

Making more 3FG than opponent	7-1
Making fewer 3FG than opponent	4-3
Making same number of 3FG	1-0

Shooting higher FT% than opponent	6-0
Shooting lower FT% than opponent	6-4
Shooting same FT%	0-0

Shooting more FTs than opponent	8-4
Shooting fewer FTs than opponent	4-0
Shooting same number of FTs	0-0

Scoring 80+ points	9-1
Scoring 70-79 points	2-0
Scoring 60-69 points	1-2

Allowing less than 60 points	4-0
Allowing 60-69 points	3-1
Allowing 70-79 points	1-2
Allowing 80+ points	4-1

When opponent has more turnovers	7-2
When FAU has more turnovers	3-2
Equal amount of turnovers	2-0

When starting (2023-24):	
Davis, Gaffney, Goldin, Martin, Weatherspoon	8-3
Boyd, Davis, Goldin, Greenlee, Weatherspoon	2-1
Boyd, Davis, Goldin, Greenlee, Martin	1-0
Davis, Goldin, Greenlee, Martin, Weatherspoon	1-0

OWL TRENDS

Streaks	
Overall	W1
Home	W4
Road	W1

Consecutive Games w/ a 3-PT FG	
Johnell Davis	9
Alijah Martin	5
Nick Boyd	3
Brandon Weatherspoon	3

Consecutive double-digit scoring	
Johnell Davis	9
Nick Boyd	2

Consecutive starts	
Vlad Goldin	58
Johnell Davis	28
Alijah Martin	13

Consecutive games played	
Vlad Goldin	89
Bryan Greenlee	88
Brandon Weatherspoon	68
Johnell Davis	49
Alijah Martin	47
Jalen Gaffney	27
Nick Boyd	6
Tre Carroll	2

Benchmark Games			
Double-digit scoring			
	FAU Career	2023-24	
Alijah Martin	64	10	
Bryan Greenlee	52	8	
Johnell Davis	57	14	
Vlad Goldin	42	12	
Nick Boyd	23	4	
Giancarlo Rosado	19	3	
Brandon Weatherspoon	13	4	
Jalen Gaffney	7	4	
Tre Carroll	4	2	
Brenen Lorient	1	1	

20+ points scoring			
	FAU Career	2023-24	
Alijah Martin	14	3	
Johnell Davis	9	5	
Bryan Greenlee	2	0	
Nick Boyd	2	1	
Vlad Goldin	2	2	
Jalen Gaffney	1	1	

Double-doubles			
	Career	2023-24	
Vlad Goldin	7	5	
Johnell Davis	5	2	
Alijah Martin	1	0	

10+ rebounds			
	Career	2023-24	
Vlad Goldin	8	5	
Johnell Davis	5	2	
Alijah Martin	3	1	
Nick Boyd	1	0	
Giancarlo Rosado	1	0	

5+ Assists			
	Career	2023-24	
Bryan Greenlee	18	4	
Jalen Gaffney	8	5	
Nick Boyd	5	1	
Johnell Davis	4	1	
Alijah Martin	2	0	
Giancarlo Rosado	1	0	

4+ Steals			
	Career	2023-24	
Johnell Davis	8	1	
Bryan Greenlee	2	0	
Vlad Goldin	1	1	
Alijah Martin	1	0	

3+ Blocks			
	Career	2023-24	
Vlad Goldin	11	3	
Giancarlo Rosado	2	0	

THE LAST TIME FAU...

Last time it happened...

Individual

Scored 25+ points.....	35, Johnell Davis vs. Arizona (12/23/23)
Scored 30+ points.....	35, Johnell Davis vs. Arizona (12/23/23)
Made 10+ FGs.....	15, Johnell Davis vs. Arizona (12/23/23)
Made 5+ 3FGs.....	6, Nick Boyd at Tulane (1/11/24)
Made 10+ FTs.....	10, Johnell Davis vs. UAB (1/5/23)
Made 15+ FTs.....	16, Raymond Taylor vs. Warner (12/10/09)
Had 15+ rebounds.....	17, Ronald Delph at UTEP (1/11/18)
Had 10+ assists.....	10, Bryan Greenlee at Marshall (1/8/22)
Had a double double.....	19 points, 11 rebounds, Vlad Goldin at Tulane (1/11/24)

Team

Scored 90+ points.....	96, vs. Arizona (12/23/23)
Scored 95+ points.....	96, vs. Arizona (12/23/23)
Scored 100+ points.....	100, vs. Eastern Michigan (11/14/23)
Allowed 100+ points.....	107, at UAB (2/6/16)
Allowed 50 or less.....	50, vs. Virginia Tech (11/26/23)
Won an OT game.....	96-95 (2 OT), vs. Arizona (12/23/23)
Lost an OT game.....	83-78, vs. Troy (11/22/21)
Won a Multi-OT game.....	96-95 (2 OT), vs. Arizona (12/23/23)
Had 50+ rebounds.....	50, vs. Lynn (11/7/22)
Had 20+ assists.....	21, at Tulane (1/11/24)
Had 15+ steals.....	17, vs. Florida Memorial (12/12/20)
Made 35+ FGs.....	36, vs. Arizona (12/23/23)
Made 30+ FTs.....	33, vs. Milwaukee (11/13/10)
Made 10+ 3FGs.....	14, at Tulane (1/11/24)
Two players with a double-double.....	Johnell Davis/Vlad Goldin vs. Charleston (12/2/23)
Two players with 20-or-more points.....	Johnell Davis/Jalen Gaffney vs. Arizona (12/23/23)
Four players scoring in double figures.....	Johnell Davis/Bryan Greenlee/Vlad Goldin/Alijah Martin vs. ECU (1/2/24)
Five players scoring in double figures.....	Nick Boyd/Johnell Davis/Vlad Goldin/Bryan Greenlee/Alijah Martin at Tulane (1/24/23)

DOUBLE DOUBLES

Vlad Goldin (5)				
No.	Date	Opponent	Stats	
1	Nov. 8	Loyola Chicago	19 points, 10 rebounds	
2	Nov. 23	Butler	19 points, 11 rebounds	
3	Dec. 2	vs. Charleston	17 points, 12 rebounds	
4	Jan. 2	vs. ECU	11 points, 11 rebounds	
5	Jan. 11	at Tulane	19 points, 11 rebounds	

Johnell Davis (2)				
No.	Date	Opponent	Stats	
1	Nov. 14	vs. Bryant	17 points, 12 rebounds	
2	Dec. 2	vs. Charleston	24 points, 10 rebounds	

20-POINT GAMES

Johnell Davis (5)				
No.	Date	Opponent	Stats	
1	Nov. 24	#12 Texas A&M	26 points (9-15 FG)	
2	Dec. 2	vs. Charleston	24 points (9-15 FG)	
3	Dec. 23	#4 Arizona	35 points (15-27 FG)	
4	Jan. 2	vs. ECU	20 points (7-13 FG)	
5	Jan. 6	at Charlotte	20 points (6-12 FG)	

Alijah Martin (3)				
No.	Date	Opponent	Stats	
1	Nov. 24	#12 Texas A&M	25 points (9-19 FG)	
2	Nov. 30	Liberty	20 points (8-13 FG)	
3	Jan. 2	vs. ECU	20 points (7-13 FG)	

Vlad Goldin (2)				
No.	Date	Opponent	Stats	
1	Dec. 5	#20 Illinois	23 points (10-15 FG)	
2	Dec. 30	at FGCU	21 points (7-9 FG)	

Nick Boyd (1)				
No.	Date	Opponent	Stats	
1	Jan. 11	at Tulane	21 points (7-13 FG)	

Jalen Gaffney (1)				
No.	Date	Opponent	Stats	
1	Dec. 23	#4 Arizona	20 points (7-13 FG)	



SUPERLATIVES STATS

Largest Non-Conference Win

43, vs. Eastern Michigan (11/14/23)

Largest Loss

9, vs. Bryant (11/18/23)/vs. Illinois (12/5/23)

Largest Halftime Lead

23, vs. Eastern Michigan (11/14/23)/vs. FIU (12/13/23)

Points in a Half

FAU

Most:52, Virginia Tech (11/26/23)

Least:23 vs. Bryant (11/18/23)

Opponent

Most:59, Illinois (12/5/23)

Least:20, FIU (12/13/23)

Team Season Highs

Points100, vs. Eastern Michigan (11/14/23)

FG%643, vs. FIU (12/13/23)

FGs made 40, vs. Eastern Michigan (11/14/23)

3-point FG%533, Texas A&M (11/24/23)

3-point FGs made 16, Texas A&M (11/24/23)

FT%870, Texas A&M (11/24/23)

FTs made 20, Texas A&M (11/24/23)

FTs attempted29, vs. Charleston (12/2/23)

Rebounds47, vs. Bryant (11/18/23)

Assists 25, vs. Eastern Michigan (11/14/23)

Steals 11 (twice), Loyola Chicago (11/8/23), vs. Liberty (11/30/23)

Blocks 5, three times, last vs. Liberty (11/30/23)

Season Awards:

AAC Player of the Week: AP National Player of the Week:

Alijah Martin [11/27/23]

Johnell Davis [12/26/23]

Johnell Davis [12/26/23]

AAC Weekly Honor Roll: Oscar Robertson Player of the Week:

Vlad Goldin [11/13/23]

Johnell Davis [12/27/23]

Vlad Goldin (2) [12/4/23]

Vlad Goldin (3) [12/11/23]

Johnell Davis [12/18/23]

AAC PRESEASON POLL

Team	First Place Votes
1. Florida Atlantic	11
2. Memphis	3
3. Tulane	
4. UAB	
5. East Carolina	
6. North Texas	
7. SMU	
8. Wichita State	
9. South Florida	
10. Tulsa	
11. Rice	
12. Temple	
13. Charlotte	
14. UTSA	

TEAM RECORDS

Single Game

Most Points Scored

1. 128 vs. Florida National (12/3/20)

2. 112 vs. Florida Memorial (11/16/13)

3. 111 vs. Palm Beach Atlantic (11/18/88)

4. 110 vs. Webber (2/25/89)

Largest Margin of Victory

64 vs. Florida National (12/3/20)

Largest Margin of Defeat

58 vs. Florida (11/27/00)

Most Points Allowed

122 at Troy (2/13/93)

Fewest Points Scored

35 at Virginia Tech (2/4/95)

Fewest Points Allowed

30 vs. ULM (1/5/12)

Most Points Scored (both teams)

219 at Troy, 97-122 (2/13/93)

Fewest Points Scored (both teams)

78 at UALR, 38-40 (1/7/12)

Most Field Goals Made

1. 49 vs. Florida National (12/3/20)

2. 48 vs. St. Mary's (11/20/01)

47 vs. Trinity Baptist (11/27/89)

45 vs. Palm Beach Atlantic (11/18/88)

Most Field Goal Attempts

1. 92 vs. Florida Memorial (12/18/20)

2. 86 vs. North Florida (11/23/96)

3. 85 at Troy (2/15/01)

4. 85 vs. Stetson (2/21/02)

Highest Field Goal Percentage

1. 69.6% vs. Kennesaw State (2/18/06)

2. 67.8% vs. St. Leo (11/20/89)

3. 66.1% vs. Troy (11/28/06)

Highest 3-point FGs Percentage

(Minimum 10 made)

1. 76.2% vs. Charlotte (1/17/22)

2. 70.6% vs. Kennesaw State (2/18/06)

3. 70% at Little Rock (1/14/23)

Most Free Throws Made

1. 44 vs. Warner (12/20/20)

2. 38 vs. FIU (1/24/98)

3. 37 vs. Rosary (12/30/89)

Most Free Throw Attempts

1. 58 vs. Warner (12/20/20)

2. 52 vs. Jacksonville (12/04/05)

3. 51 vs. Lehigh (12/28/96)

Most Rebounds

1. 61 vs. Warner (1/01/14)

2. 60 vs. Palm Beach Atlantic (11/18/88)

3. 58 vs. Hannibal-Lagrange (12/17/97)

Most Assists

1. 33 vs. Webber (2/25/89)

2. 31 vs. Mary Washington (12/29/03)

31 vs. Florida National (12/3/20)

Most Steals

1. 23 vs. Embry-Riddle (11/18/89)

2. 18 at Centenary (1/25/99)

18 vs. Nova Southeastern (11/27/02)

Most Blocked Shots

1. 12 Four Times

2. 11 Two Times

3. 10 Three Times

Season

Most Points Scored

3,035.....2022-23

Highest Scoring Average Per-Game

82.9.....1990-91

Highest Field Goal Percentage

.515.....1989-90

Most 3-Point Field Goals Made

375.....2022-23

Most 3-Point Field Goals Attempted

1,024.....2022-23

Highest 3-Point Field Goal Percentage

.399.....2005-06

Most Free Throws Made

615.....2007-08

Most Free Throws Attempted

913.....2007-08

Highest Free Throw Percentage

.751.....2018-19

Most Blocked Shots

165.....2012-13

Most Rebounds

1,519.....2022-23

Highest Rebounding Average Per-Game

43.9.....1989-90

Most Assists

562.....2022-23

Highest Assist Average Per-Game


17.3.....1989-90

Most Steals

294.....2001-

02,

HEAD COACH DUSTY MAY



FAU Experience	6th season
Head Coaching Experience	6th season
Head Coaching Record	113-64
Overall Record (at FAU)	113-64(.638)
Conference Record	51-35 (.593)
Conference Championships	1 (2023)
NCAA Appearances	1 (2023)
Alma Mater	Indiana '00

HEAD COACHING RECORD

Year	Overall	C-USA	Postseason
2018-19 [^]	17-16		8-10
2019-20	17-15		8-10
2020-21	13-10		7-5
2021-22*	19-15		11-7
2022-23 ^{%, \$}	35-4		18-2

[^] College Insiders Tournament Appearance

* CBI Appearance

% Conference Championship

\$ NCAA Tournament Appearance

COACHING PROFILE

Year	School	Position
2018-Pres.	Florida Atlantic	Head Coach
2015-18	Florida	Assistant Coach
2009-15	Louisiana Tech	Assistant Coach
2007-09	UAB	Assistant Coach
2006-07	Murray State	Assistant Coach
2005-06	Eastern Michigan	Assistant Coach
2000-02	USC	Video Coordinator

Dusty May led Florida Atlantic to what is undoubtedly its greatest season in school history in the 2022-23 campaign. May guided his Owls to the Final Four while posting a program-best 35-4 record. Prior to this season, the Owls had one previous appearance in the NCAA Tournament, but this year, May led the Owls to not just their first win in the big dance, but all the way to the Final Four in Houston.

In April of 2023, May and Florida Atlantic reached an agreement on a 10-year contract extension.

The Resu-May is well-decorated, as he was named the CBS Sports National Coach of the Year, as well as the NABC All-District 17 Coach of the Year, Conference USA Coach of the Year and Palm Beach County Coach of the Year. May is the Owls' all-time leader in coaching wins with a record of 101-60, despite having only been on the FAU sidelines for five seasons. FAU has not had a losing season in the five years of the May era. The Owls also captured the Conference USA Tournament and Regular Season Championships, both for the first time in school history.

Under May's guidance, the 2022-23 Owls posted the most wins in school history, the most conference wins in school & C-USA history (18) the longest winning streak in school history and the third-longest streak in C-USA history (20 games). The 35 wins from the Owls were the most in all of NCAA Division I in the '22-23 season and are only three short of the all-time record of 38.

May led Florida Atlantic to a collection of program records, including points (3,035) field goals made (1,084) 3-pointers made (375) rebounds (1,519) and assists (562). He coached Johnell Davis to C-USA Sixth Player of the Year, First Team All-C-USA and NABC First Team All-District recognition. Alijah Martin joined Davis on the All-C-USA First Team and also was named to NABC Second Team All-District honors. FAU closed out the season ranked No. 5 in the USA Today Coaches poll.

In March 2018, May accepted the challenge of building the Florida Atlantic University's men's basketball program into a team that will consistently compete on the national stage.

"Dusty was my number one choice, and I am thrilled to have him lead our men's basketball program," said Brian White. "This hire is a clear demonstration of the ambition we have for our basketball program, our athletic department and our university. Dusty will bring tremendous passion, determination and work ethic to this position. The future of the FAU men's basketball program is bright."

The 2021-22 campaign saw the Owls finish 19-15 to rack up the fifth-most wins in a single season at FAU, which included a trip to the Roman College Basketball Invitational (CBI), the program's fourth-ever postseason tournament appearance. Alijah Martin earned All-Conference USA Third Team honors and Michael Forrest was named to the NABC All-District Team, the first for the Owls in nine seasons. Throughout a stretch of the season, the Owls were on a 10-game home winning streak, being just one of 23 teams in the nation with 10+ straight wins at home. FAU's school-record 11 C-USA wins helped the team earn the third seed in the C-USA Tournament. The Owls went on to earn their fourth consecutive win at the opening/second round of the C-USA Tournament with their dominant 86-59 win over Southern Miss.

The 2020-21 season was another winning campaign, as May became the first coach since the program joined Division I to earn three consecutive winning seasons. The Owls again notched a win at the C-USA Tournament. The team was at the top of the league and among the nation's leaders in total rebounds (first, and No. 9 in the nation), offensive rebounding (first and 29th), rebounding margin (first and 13th), 3-point percentage (first and 16th), scoring margin (second and 20th), 3-pointers made (third and 17th), scoring (third and 38th) and field goal percentage (third and 59th).

In his second year, May led the Owls to their second winning season in a row, the first time that happened since the 1996-97 season. FAU won 14 home games, while averaging 71.1 points per game, its highest average in nearly a decade. May also became the fastest FAU coach to reach 30 wins at the D-I level and collected 16 C-USA wins and 34 overall wins in his first two seasons at the helm. May capped off the campaign by leading the Owls to a 66-56 win over Old Dominion at the C-USA Tournament. The victory was the first in-bracket, neutral site conference tournament win for FAU since 2002.

In his first season at the helm, May led the Owls to a winning record for the first time since 2011 and an appearance in the College Insider Tournament (CIT), the third postseason appearance in school history. Graduate forward Xavian Stapleton was named C-USA Co-Sixth Man of the Year and senior guard Anthony Adger made the All C-USA Third Team. For his efforts, May was a finalist for the Joe B. Hall Award, given to the best first year coach in Division I. As a team, the Owls set records for rebounds, rebounds per game and free throw percentage.

May spent the previous seven seasons on Mike White's coaching staffs, first at Louisiana Tech University for four seasons and then with the University of Florida. White is the older brother of Brian White, who was named FAU's vice president and director of athletics on March 3, 2018.

May joined FAU after three years as an assistant coach at Florida, where he helped the Gators compile a 69-37 record, including back-to-back NCAA Tournament appearances. The Gators reached the second round of this year's tournament after advancing to the Elite Eight in 2017. As a full-time assistant, May's teams compiled a 274-166 record (.623 winning percentage). In their first season in Gainesville, the Gators rebounded from a sub-.500 record to finish 21-15 and advance to the quarterfinals of the National Invitation Tournament.

May was retained as an assistant at Louisiana Tech when Mike White took over the program entering the 2011-12 season, and the Bulldogs won three straight conference championships – the Western Athletic Conference title in 2013 and C-USA crowns in 2014 and 2015.

May served six seasons (2009-15) as assistant coach and associate head coach at Louisiana Tech. In his final season with the Bulldogs, the team went 27-9, including 15-3 in C-USA to win the regular season championship by two games, and went 17-0 on its home court. LA Tech won 49 of 50 home games from February 2012 through the end of the 2014-15 season.

May was a student manager for the Indiana University men's basketball team and after graduating, he began his professional career as an administrative assistant/video coordinator at USC from 2000-02. He returned to Indiana in an administrative role for three seasons before taking his first step as an assistant coach with Eastern Michigan (2005-06). He has also served as an assistant at Murray State (2006-07) and UAB (2007-09).

May and his wife, Anna, have three sons, Jack (guard on the Florida men's basketball team), Charlie (guard on the UCF men's basketball team) and Eli.

COACHING ACCOMPLISHMENTS

Florida Atlantic's all-time winningest coach

Led FAU to first Final Four in school history

Led FAU to first NCAA tournament win in school history (4)

Led Owls to first C-USA Championships in school history

2023 Conference USA Coach of the Year, 2023 NABC All-District 17 Coach of the Year, 2023 USBWA District 4 Coach of the Year, 2023 CBS Sports Coach of the Year 2023 iHeartMedia State College Coach of the Year



BRENNEN ORIENT

SO. | F | Ocala, Fla. | Forest High School

NOTES

- » Registered 17 minutes against FIU
- » Has made an appearance in each game off the bench
- » Totaled seven minutes off the bench against the Ramblers

GAME-BY-GAME STATS

CAREER & SEASON HIGHS

Points

Career: 16, vs. Detroit Mercy (11/19/22)
Season: 13, vs. Eastern Michigan (11/14/23)

Rebounds

Career: 4, vs. Detroit Mercy (11/19/22)
Season: 3, vs. Eastern Michigan (11/14/23)

Assists

Career: 3, vs. FIU (12/13/23)
Season: Same

Steals

Career: 2, vs. St. Bonaventure (12/16/23)
Season: Same

Blocks

Career: 1, (3x) Last vs. FIU (12/13/23)
Season: 1, (2x) Last vs. FIU (12/13/23)

FG Made

Career: 6, vs. Eastern Michigan (11/14/23)
Season: Same

FG Attempts

Career: 7, vs. Eastern Michigan (11/14/23)
Season: Same

3-Point FG Made

Career: 1, (2x) Last vs. Charleston (12/2/23)
Season: Same

3-Point FG Attempts

Career: 2, (2x) Last vs. FIU (12/13/23)
Season: Same

Free Throws Made

Career: 2, (3x) Last vs. #4 Arizona (12/23/23)
Season: 2, (2x) Last vs. #4 Arizona (12/23/23)

Free Throw Attempts

Career: 4, (2x) Last vs. FIU (12/13/23)
Season: 4, vs. FIU (12/13/23)

Opponent	Date	GS	MIN	Total		3-Pointers		Free throws		Rebounds				PF	A	TO	BLK	STL	PTS	AVG	
				FG-FGA	PCT	3FG-3FGA	PCT	FT-FTA	PCT	OFF	DEF	TOT	AVG								
vs Loyola Chicago	11/08/2023		06:56	0-1	.000	0-1	.000	0-0	.000	0	2	2	2.0	1	0	0	0	0	0	0.0	
Eastern Mich.	11/14/2023		15:04	6-7	.857	0-0	.000	1-2	.500	2	1	3	2.5	1	0	1	0	1	13	6.5	
Bryant	11/18/2023		08:24	0-1	.000	0-0	.000	0-0	.000	0	1	1	2.0	1	0	1	0	0	0	4.3	
vs Butler	11/23/2023		07:14	0-1	.000	0-0	.000	0-0	.000	1	1	2	2.0	2	0	0	0	0	0	3.3	
vs Texas A&M	11/24/2023		03:27	0-0	.000	0-0	.000	0-0	.000	0	0	0	1.6	2	0	1	0	0	0	2.6	
vs Virginia Tech	11/26/2023		13:16	1-6	.167	0-2	.000	0-0	.000	0	1	1	1.5	2	0	2	0	1	2	2.5	
Liberty	11/30/2023		12:09	2-2	1.000	1-1	1.000	0-1	.000	0	0	0	1.3	0	2	1	1	0	5	2.9	
Col. of Charleston	12/02/2023		08:60	1-1	1.000	1-1	1.000	0-2	.000	1	1	2	1.4	2	0	0	0	0	3	2.9	
vs Illinois	12/05/2023		09:58	3-3	1.000	0-0	.000	0-0	.000	0	1	1	1.3	1	0	1	0	1	6	3.2	
FIU	12/13/2023		17:06	1-3	.333	0-2	.000	2-4	.500	1	1	2	1.4	1	3	1	1	0	4	3.3	
vs St. Bonaventure	12/16/2023		12:04	1-2	.500	0-0	.000	0-2	.000	1	0	1	1.4	1	0	0	0	2	2	3.2	
vs Arizona	12/23/2023		04:30	0-1	.000	0-1	.000	2-2	1.000	0	0	0	1.3	1	0	0	0	0	2	3.1	
at FGCU	12/30/2023		02:49	0-0	.000	0-0	.000	0-0	.000	0	0	0	1.2	0	0	0	0	0	0	2.8	
East Carolina	01/02/2024		08:59	0-2	.000	0-1	.000	0-0	.000	0	0	0	1.1	0	1	0	0	0	0	2.6	
at Charlotte	01/06/2024		02:22	0-1	.000	0-1	.000	0-0	.000	0	0	0	1.0	0	0	0	0	0	0	2.5	
Totals			0	133:16	15-31	.484	2-10	.200	5-13	.385	6	9	15	1.0	15	6	8	2	5	37	2.5

Player Averages

Games Played	Minutes/game	Points/game	FG Pct	3FG Pct	FT Pct	Rebounds/game	Assists/game	Turnovers/game	Assist/Turnover ratio	Steals/game	Blocks/game
15	8.9	2.5	48.4	20.0	38.5	1.0	0.4	0.5	0.8	0.3	0.1

CAREER STATS

SEASON	TEAM	GP-GS	MIN/AVG	Field Goals		3-Point		F-Throws		Rebounds				Scoring						
				FG-FGA	FG%	3FG-3FGA	3FG%	FT-FTA	FT%	OFF	DEF	TOT	AVG	PF-FO	A	TO	BLK	STL	PTS	AVG
2022-23	FAU	21-0	74/3.5	7-13	.538	0-0	.000	2-5	.400	6	4	10	0.5	13-0	2	5	5	3	16	0.8
2023-24	FAU	15-0	133/8.9	15-31	.484	2-10	.200	5-13	.385	6	9	15	1.0	15-0	6	8	2	5	37	2.5
TOTAL		36-0	207/5.8	22-44	.500	2-10	.200	7-18	.389	12	13	25	0.7	28-0	8	13	7	8	53	1.5



JOHN DAVIS JR.

G | GARY, IND. | 21ST CENTURY

NOTES

- » Named Wooden Award Midseason Top 25
- » Fifth in program history to register 1000+ points and over 500 rebounds
- » Set new season-high of 35 points
- » Scored 1,000th point against No. 4 Arizona
- » Seven consecutive double-digit scoring games
- » Named AAC Player of the Week (Dec. 26) and AP National Player of the Week.
- » MVP of Hall of Fame Classic game against St. Bonaventure
- » Set new career-high in three-pointers (6) against No. 12 Texas A&M
- » Named AAC Preseason Player of the Year and AAC Preseason First Team
- » Was named to Jerry West award watch list

GAME-BY-GAME STATS

CAREER & SEASON HIGHS

Points
 Career: 36, vs. UAB (1/5/23)
 Season: 35, vs. #4 Arizona (12/23/23)

Rebounds
 Career: 12, (2x) Last vs. Bryant (11/18/23)
 Season: 12, vs. Bryant (11/18/23)

Assists
 Career: 8, at Tulane (1/11/24)
 Season: Same

Steals
 Career: 5, vs. FDU (3/19/23)
 Season: 4, vs. FIU (12/13/23)

Blocks
 Career: 2, vs. Louisiana Tech (2/3/22)
 Season: 1, (3x) Last vs. Liberty (11/30/23)

Opponent	Date	GS	MIN	Total		3-Pointers		Free throws		Rebounds				PF	A	TO	BLK	STL	PTS	AVG	
				FG-FGA	PCT	3FG-3FGA	PCT	FT-FTA	PCT	OFF	DEF	TOT	AVG								
vs Loyola Chicago	11/08/2023	*	24:53	5-13	.385	0-2	.000	2-4	.500	1	3	4	4.0	3	1	2	0	2	12	12.0	
Eastern Mich.	11/14/2023	*	19:20	0-3	.000	0-2	.000	1-2	.500	1	4	5	4.5	4	3	3	0	1	1	6.5	
Bryant	11/18/2023	*	33:24	5-11	.455	2-4	.500	5-8	.625	1	11	12	7.0	3	1	0	1	1	17	10.0	
vs Butler	11/23/2023	*	32:16	5-11	.455	2-3	.667	3-3	1.000	4	5	9	7.5	4	0	5	1	2	15	11.3	
vs Texas A&M	11/24/2023	*	33:10	9-15	.600	6-9	.667	2-2	1.000	1	1	2	6.4	4	3	1	0	1	26	14.2	
vs Virginia Tech	11/26/2023	*	20:41	5-8	.625	2-3	.667	0-0	.000	0	7	7	6.5	3	1	5	1	2	12	13.8	
Liberty	11/30/2023	*	27:48	0-7	.000	0-3	.000	2-2	1.000	2	3	5	6.3	3	1	1	1	2	2	12.1	
Col. of Charleston	12/02/2023	*	29:27	9-15	.600	1-3	.333	5-5	1.000	1	9	10	6.8	2	3	1	0	3	24	13.6	
vs Illinois	12/05/2023	*	36:43	7-12	.583	3-4	.750	2-2	1.000	3	6	9	7.0	3	4	5	0	0	19	14.2	
FIU	12/13/2023	*	26:19	6-9	.667	2-3	.667	2-2	1.000	2	2	4	6.7	1	3	2	0	4	16	14.4	
vs St. Bonaventure	12/16/2023	*	33:15	5-14	.357	2-5	.400	4-6	.667	1	8	9	6.9	3	4	4	0	1	16	14.5	
vs Arizona	12/23/2023	*	48:32	15-27	.556	1-6	.167	4-5	.800	2	7	9	7.1	4	3	5	0	3	35	16.3	
at FGCU	12/30/2023	*	28:44	6-13	.462	2-6	.333	3-3	1.000	0	6	6	7.0	3	2	0	0	2	17	16.3	
East Carolina	01/02/2024	*	34:31	7-13	.538	2-4	.500	4-4	1.000	3	3	6	6.9	2	3	3	0	3	20	16.6	
at Charlotte	01/06/2024	*	28:38	6-12	.500	1-2	.500	7-7	1.000	1	3	4	6.7	3	2	2	0	1	20	16.8	
at Tulane	01/11/2024	*	35:15	6-13	.462	2-4	.500	0-0	.000	4	2	6	6.7	3	8	2	0	1	14	16.6	
Totals			16	492:56	96-196	.490	28-63	.444	46-55	.836	27	80	107	6.7	48	42	41	4	29	266	16.6

Player Averages

FG Made
 Career: 15, vs. #4 Arizona (12/23/23)
 Season: Same

FG Attempts
 Career: 27, vs. #4 Arizona (12/23/23)
 Season: Same

3-Point FG Made
 Career: 6, vs. #12 Texas A&M (11/24/23)
 Season: Same

3-Point FG Attempts
 Career: 9, (2x) Last vs. #12 Texas A&M (11/24/23)
 Season: Same

Free Throws Made
 Career: 10, vs. UAB (1/5/23)
 Season: 7, at Charlotte (1/6/24)

Free Throw Attempts
 Career: 11, vs. UAB (1/5/23)
 Season: 8, vs. Bryant (11/18/23)

Games Played	Minutes/ game	Points/ game	FG Pct	3FG Pct	FT Pct	Rebounds/ game	Assists/ game	Turnovers/ game	Assist/Turnover ratio	Steals/ game	Blocks/ game
16	30.8	16.6	49.0	44.4	83.6	6.7	2.6	2.6	1.0	1.8	0.3

CAREER STATS

SEASON	TEAM	GP-GS	MIN/AVG	Field Goals		3-Point		F-Throws		Rebounds				Scoring						
				FG-FGA	FG%	3FG-3FGA	3FG%	FT-FTA	FT%	OFF	DEF	TOT	AVG	PF-FO	A	TO	BLK	STL	PTS	AVG
2020-21	FAU	23-0	222/9.7	29-61	.475	6-26	.231	10-13	.769	25	39	64	2.8	27-0	24	17	4	13	74	3.2
2021-22	FAU	34-3	646/19.0	81-175	.463	23-69	.333	45-56	.804	37	106	143	4.2	70-0	34	44	7	37	230	6.8
2022-23	FAU	37-16	963/26.0	176-362	.486	45-126	.357	112-131	.855	43	158	201	5.4	66-1	61	68	5	56	509	13.8
2023-24	FAU	16-16	493/30.8	96-196	.490	28-63	.444	46-55	.836	27	80	107	6.7	48-0	42	41	4	29	266	16.6
TOTAL		110-35	2324/21.1	382-794	.481	102-284	.359	213-255	.835	132	383	515	4.7	211-1	161	170	20	135	1079	9.8



NICK BOYD

R-SO. | G | GARNERVILLE, N.Y. | DON BOSCO INSTITUTE

NOTES

- » Tied career-high and set season-high of 21 points against Tulane
- » After a seven-game absence, Boyd recorded 20 minutes off the bench against St. Bonaventure
- » Boyd has been a vital piece off the bench, totals 124 minutes thus far
- » Registered his first start of the season against the Ramblers, recorded 13 points, 3 assists, and snagged 3 steals

GAME-BY-GAME STATS

CAREER & SEASON HIGHS

Points

Career: 21, (2x) Last at Tulane (1/11/24)
Season: 21, at Tulane (1/11/24)

Rebounds

Career: 10, vs. South Alabama (11/30/22)
Season: 4, vs. Bryant (11/18/23)

Assists

Career: 5, vs. FDU (3/19/23)
Season: 7, vs. EMU (11/14/23)

Steals

Career: 3, (4x) Last vs. Loyola Chicago (11/8/23)
Season: 3, (2x) Last vs. Bryant (11/18/23)

Blocks

Career: 1, vs. WKU (1/28/23)
Season: -

FG Made

Career: 7, (2x) Last at Tulane (1/11/24)
Season: 7, at Tulane (1/11/24)

FG Attempts

Career: 15, at Tulane (1/11/24)
Season: Same

3-Point FG Made

Career: 6, at Tulane (1/11/24)
Season: Same

3-Point FG Attempts

Career: 11, at Tulane (1/11/24)
Season: Same

Free Throws Made

Career: 6, at Charlotte (1/6/24)
Season: Same

Free Throw Attempts

Career: 8, at EMU (12/4/22)
Season: 7, at Charlotte (1/6/24)

Opponent	Date	GS	MIN	Total		3-Pointers		Free throws		Rebounds			PF	A	TO	BLK	STL	PTS	AVG	
				FG-FGA	PCT	3FG-3FGA	PCT	FT-FTA	PCT	OFF	DEF	TOT								AVG
vs Loyola Chicago	11/08/2023	*	27:21	5-10	.500	3-5	.600	0-0	.000	0	2	2	2.0	2	1	0	3	13	13.0	
Eastern Mich.	11/14/2023	*	20:51	4-9	.444	3-7	.429	0-0	.000	0	3	3	2.5	2	7	0	0	11	12.0	
Bryant	11/18/2023	*	26:30	2-11	.182	1-9	.111	3-4	.750	0	4	4	3.0	2	1	0	3	8	10.7	
vs St. Bonaventure	12/16/2023		20:00	3-7	.429	1-3	.333	0-0	.000	0	3	3	3.0	1	1	0	0	7	9.8	
vs Arizona	12/23/2023		11:56	0-2	.000	0-1	.000	0-0	.000	0	0	0	2.4	1	0	1	0	1	0	7.8
at FGCU	12/30/2023		17:42	2-4	.500	0-2	.000	2-2	1.000	0	1	1	2.2	2	0	3	0	6	7.5	
East Carolina	01/02/2024		14:31	1-5	.200	1-5	.200	0-0	.000	0	1	1	2.0	0	1	1	0	3	6.9	
at Charlotte	01/06/2024		26:05	6-10	.600	1-5	.200	6-7	.857	0	0	0	1.8	2	0	0	0	19	8.4	
at Tulane	01/11/2024	*	28:30	7-15	.467	6-11	.545	1-1	1.000	0	3	3	1.9	4	4	1	0	1	21	9.8
Totals			4	193:26	30-73	.411	16-48	.333	12-14	.857	0	17	17	1.9	16	16	7	0	88	9.8

Player Averages

Games Played	Minutes/game	Points/game	FG Pct	3FG Pct	FT Pct	Rebounds/game	Assists/game	Turnovers/game	Assist/Turnover ratio	Steals/game	Blocks/game
9	21.5	9.8	41.1	33.3	85.7	1.9	1.8	0.8	2.3	0.9	0.0

CAREER STATS

SEASON	TEAM	GP-GS	MIN/AVG	Field Goals		3-Point		F-Throws		Rebounds				Scoring						
				FG-FGA	FG%	3FG-3FGA	3FG%	FT-FTA	FT%	OFF	DEF	TOT	AVG	PF-FO	A	TO	BLK	STL	PTS	AVG
2020-21	FAU	23-0	348/15.1	41-97	.423	16-40	.400	20-26	.769	17	28	45	2.0	22-0	42	19	3	10	118	5.1
2022-23	FAU	38-37	901/23.7	122-272	.449	68-170	.400	28-45	.622	30	133	163	4.3	70-1	92	41	1	29	340	8.9
2023-24	FAU	9-4	193/21.5	30-73	.411	16-48	.333	12-14	.857	0	17	17	1.9	16-0	16	7	0	8	88	9.8
TOTAL		70-41	1442/20.6	193-442	.437	100-258	.388	60-85	.706	47	178	225	3.2	108-1	150	67	4	47	546	7.8



3 > GIANCARLO ROSADO JR. | F | WEST PALM BEACH, FLA. | PALM BEACH LAKES

NOTES

- » Totals 1597 minutes in his career
- » Tied career-high 15-points against Charleston
- » Played a total of 19 minutes against the Eagles and registered 13 points
- » Registered 15 minutes off the bench against Loyola Chicago

GAME-BY-GAME STATS

CAREER & SEASON HIGHS

Points

Career: 15, (2x) Last vs. Charleston (12/2/23)
 Season: 15, vs. Charleston (12/2/23)

Rebounds

Career: 10, vs. Lynn (11/7/22)
 Season: 9, vs. Liberty (11/30/23)

Assists

Career: 7, vs. St. Thomas (Fla.) (12/14/22)
 Season: 3, (5x) Last vs. #4 Arizona (12/23/23)

Steals

Career: 2, vs. Detroit Mercy (11/19/22)
 Season: 1, (2x) Last at Charlotte (1/6/24)

Blocks

Career: 3, vs. FDU (3/19/23)
 Season: 1, (6x) Last at Tulane (1/11/24)

FG Made

Career: 6, (2x) Last vs. EMU (11/14/23)
 Season: 6, vs. EMU (11/14/23)

FG Attempts

Career: 16, vs. Northern Colo. (3/20/22)
 Season: 8, vs. EMU (11/14/23)

3-Point FG Made

Career: 1, (2x) Last vs. Illinois (12/5/22)
 Season: 1, vs. Illinois (12/5/23)

3-Point FG Attempts

Career: 3, vs. James Madison (11/5/20)
 Season: 1, vs. Illinois (12/5/23)

Free Throws Made

Career: 7, (2x) Last vs. Charleston (12/2/23)
 Season: 7, vs. Charleston (12/2/23)

Free Throw Attempts

Career: 12, vs. Charleston (12/2/23)
 Season: Same

Opponent	Date	GS	MIN	Total		3-Pointers		Free throws		Rebounds				PF	A	TO	BLK	STL	PTS	AVG
				FG-FGA	PCT	3FG-3FGA	PCT	FT-FTA	PCT	OFF	DEF	TOT	AVG							
vs Loyola Chicago	11/08/2023		15:31	1-2	.500	0-0	.000	1-1	1.000	0	2	2	2.0	3	3	0	0	0	3	3.0
Eastern Mich.	11/14/2023		19:32	6-8	.750	0-0	.000	1-2	.500	2	2	4	3.0	2	3	1	1	0	13	8.0
Bryant	11/18/2023		15:27	4-7	.571	0-0	.000	3-4	.750	1	4	5	3.7	2	0	3	1	0	11	9.0
vs Virginia Tech	11/26/2023		12:36	2-3	.667	0-0	.000	1-2	.500	1	1	2	3.3	1	1	0	1	0	5	8.0
Liberty	11/30/2023		14:53	3-5	.600	0-0	.000	3-5	.600	5	4	9	4.4	4	1	1	1	1	9	8.2
Col. of Charleston	12/02/2023		14:55	4-4	1.000	0-0	.000	7-12	.583	2	6	8	5.0	1	3	1	0	0	15	9.3
vs Illinois	12/05/2023		12:36	1-3	.333	1-1	1.000	2-2	1.000	1	0	1	4.4	2	0	3	0	0	5	8.7
FIU	12/13/2023		14:24	3-3	1.000	0-0	.000	0-4	.000	0	4	4	4.4	2	3	3	0	0	6	8.4
vs St. Bonaventure	12/16/2023		16:39	2-4	.500	0-0	.000	2-4	.500	3	3	6	4.6	3	2	0	0	0	6	8.1
vs Arizona	12/23/2023		22:21	2-4	.500	0-0	.000	4-6	.667	1	2	3	4.4	4	3	2	0	0	8	8.1
at FGCU	12/30/2023		16:31	2-4	.500	0-0	.000	3-6	.500	0	5	5	4.5	0	1	2	0	0	7	8.0
East Carolina	01/02/2024		13:42	2-3	.667	0-0	.000	0-0	.000	1	1	2	4.3	2	2	0	1	0	4	7.7
at Charlotte	01/06/2024		15:39	2-4	.500	0-0	.000	2-4	.500	1	4	5	4.3	0	0	2	0	1	6	7.5
at Tulane	01/11/2024		12:11	0-1	.000	0-0	.000	0-2	.000	0	1	1	4.1	0	0	1	1	0	0	7.0
Totals		0	216:57	34-55	.618	1-1	1.000	29-54	.537	18	39	57	4.1	26	22	19	6	2	98	7.0

Player Averages

Games Played	Minutes/game	Points/game	FG Pct	3FG Pct	FT Pct	Rebounds/game	Assists/game	Turnovers/game	Assist/Turnover ratio	Steals/game	Blocks/game
14	15.5	7.0	61.8	100.0	53.7	4.1	1.6	1.4	1.2	0.1	0.4

CAREER STATS

SEASON	TEAM	GP-GS	MIN/AVG	Field Goals		3-Point		F-Throws		Rebounds				Scoring						
				FG-FGA	FG%	3FG-3FGA	3FG%	FT-FTA	FT%	OFF	DEF	TOT	AVG	PF-FO	A	TO	BLK	STL	PTS	AVG
2020-21	FAU	20-0	155/7.8	25-50	.500	1-3	.333	10-19	.526	13	23	36	1.8	14-0	8	12	2	4	61	3.1
2021-22	FAU	34-1	568/16.7	95-190	.500	2-13	.154	52-80	.650	39	62	101	3.0	44-0	33	41	13	12	244	7.2
2022-23	FAU	39-0	656/16.8	87-137	.635	0-0	.000	51-70	.729	53	82	135	3.5	61-0	56	41	21	16	225	5.8
2023-24	FAU	14-0	217/15.5	34-55	.618	1-1	1.000	29-54	.537	18	39	57	4.1	26-0	22	19	6	2	98	7.0
TOTAL		107-1	1597/14.9	241-432	.558	4-17	.235	142-223	.637	123	206	329	3.1	145-0	119	113	42	34	628	5.9



4 BRYAN GREENE

SR. | G | GAINESVILLE, FLA. | MINNESOTA

NOTES

- » Season-high in points scored against ECU
- » Has been a vital player off the bench for Florida Atlantic
- » Totals 3,052 minutes in his career as an Owl
- » Currently at 956 career points as an Owl
- » Registered 31 minutes as a starter against the Ramblers

GAME-BY-GAME STATS

CAREER & SEASON HIGHS

Points
 Career: 25, at South Alabama (11/25/20)
 Season: 13, vs. ECU (1/2/24)

Rebounds
 Career: 8, vs. WKU (3/9/23)
 Season: 4, vs. FIU (12/13/23)

Assists
 Career: 10, at Marshall (1/8/22)
 Season: 5, (3x) Last vs.#12 Texas A&M (11/24/23)

Steals
 Career: 4, Northern Colo. (3/20/22)
 Season: 3, vs. Virginia Tech (11/26/23)

Blocks
 Career: 1, (5x) Last at UTEP (1/21/23)
 Season: -

FG Made
 Career: 10, at EMU (12/4/22)
 Season: 5, (2x) Last vs. ECU (1/2/24)

FG Attempts
 Career: 13, at South Alabama (11/25/20)
 Season: 10, vs. ECU (1/2/24)

3-Point FG Made
 Career: 7, at South Alabama (11/25/20)
 Season: 4, vs. EMU (11/14/23)

3-Point FG Attempts
 Career: 10, at South Alabama (11/25/20)
 Season: 6, at Tulane (1/11/24)

Free Throws Made
 Career: 8, vs. LA Tech (2/3/22)
 Season: 2, (4x) Last vs. Charleston (12/2/23)

Free Throw Attempts
 Career: 12, vs. LA Tech (2/3/22)
 Season: 5, vs. Butler (11/23/23)

Opponent	Date	GS	MIN	Total		3-Pointers		Free throws		Rebounds				PF	A	TO	BLK	STL	PTS	AVG
				FG-FGA	PCT	3FG-3FGA	PCT	FT-FTA	PCT	OFF	DEF	TOT	AVG							
vs Loyola Chicago	11/08/2023	*	31:45	3-7	.429	0-4	.000	0-0	.000	1	0	1	1.0	3	5	2	0	1	6	6.0
Eastern Mich.	11/14/2023	*	27:23	4-4	1.000	4-4	1.000	0-0	.000	0	2	2	1.5	1	5	1	0	1	12	9.0
Bryant	11/18/2023	*	28:31	0-8	.000	0-4	.000	0-0	.000	0	1	1	1.3	2	2	1	0	0	0	6.0
vs Butler	11/23/2023	*	34:04	4-6	.667	1-2	.500	2-5	.400	0	3	3	1.8	2	3	1	0	2	11	7.3
vs Texas A&M	11/24/2023		23:22	4-7	.571	2-4	.500	2-2	1.000	0	0	0	1.4	1	5	2	0	1	12	8.2
vs Virginia Tech	11/26/2023		23:43	4-6	.667	1-2	.500	1-1	1.000	0	5	5	2.0	3	4	2	0	3	10	8.5
Liberty	11/30/2023		28:30	4-8	.500	2-4	.500	2-4	.500	0	2	2	2.0	1	3	0	0	1	12	9.0
Col. of Charleston	12/02/2023		30:24	3-9	.333	1-4	.250	2-3	.667	0	2	2	2.0	2	2	3	0	0	9	9.0
vs Illinois	12/05/2023		26:13	1-7	.143	1-4	.250	0-0	.000	0	2	2	2.0	2	5	1	0	1	3	8.3
FIU	12/13/2023		25:36	5-8	.625	2-2	1.000	0-0	.000	0	4	4	2.2	3	3	1	0	1	12	8.7
vs St. Bonaventure	12/16/2023		26:00	3-7	.429	1-5	.200	1-3	.333	0	2	2	2.2	3	1	1	0	2	8	8.6
vs Arizona	12/23/2023		26:28	1-3	.333	0-1	.000	0-0	.000	0	0	0	2.0	2	0	1	0	0	2	8.1
at FGCU	12/30/2023		15:37	0-2	.000	0-1	.000	0-0	.000	1	1	2	2.0	1	2	1	0	0	0	7.5
East Carolina	01/02/2024		27:28	5-10	.500	3-5	.600	0-0	.000	0	1	1	1.9	2	3	2	0	0	13	7.9
at Charlotte	01/06/2024		16:08	0-4	.000	0-4	.000	0-0	.000	0	2	2	1.9	3	2	0	0	0	0	7.3
at Tulane	01/11/2024	*	30:51	4-9	.444	2-6	.333	0-1	.000	2	1	3	2.0	1	4	1	0	2	10	7.5
Totals			5 422:04	45-105	.429	20-56	.357	10-19	.526	4	28	32	2.0	32	49	20	0	15	120	7.5

Player Averages

Games Played	Minutes/game	Points/game	FG Pct	3FG Pct	FT Pct	Rebounds/game	Assists/game	Turnovers/game	Assist/Turnover ratio	Steals/game	Blocks/game
16	26.4	7.5	42.9	35.7	52.6	2.0	3.1	1.3	2.5	0.9	0.0

CAREER STATS

SEASON	TEAM	GP-GS	MIN/AVG	Field Goals		3-Point		F-Throws		Rebounds				PF-FO	A	TO	BLK	STL	Scoring	
				FG-FGA	FG%	3FG-3FGA	3FG%	FT-FTA	FT%	OFF	DEF	TOT	AVG						PTS	AVG
2019-20	MINN	19-0	53/2.8	2-8	.250	1-3	.333	0-0	.000	0	9	9	0.5	3-0	4	7	0	2	5	0.3
2020-21	FAU	23-23	674/29.3	81-189	.429	42-95	.442	25-38	.658	12	56	68	3.0	45-0	68	50	2	29	229	10.0
2021-22	FAU	33-31	993/30.1	107-253	.423	51-140	.364	57-86	.663	10	69	79	2.4	58-0	111	63	1	39	322	9.8
2022-23	FAU	39-34	963/24.7	99-238	.416	55-136	.404	32-49	.653	12	88	100	2.6	58-1	83	62	3	29	285	7.3
2023-24	FAU	16-5	422/26.4	45-105	.429	20-56	.357	10-19	.526	4	28	32	2.0	32-0	49	20	0	15	120	7.5
TOTAL FOR FAU	111-93	3052/27.5	332-785	.423	168-427	.393	124-192	.646	38	241	279	2.5	193-1	311	195	6	112	956	8.6	
TOTAL	130-93	3104/23.9	334-793	.421	169-430	.393	124-192	.646	38	250	288	2.2	196-1	315	202	6	114	961	7.4	



5 SAIAH GAINES JR. | F | PENSACOLA, FLA. | NORTHWEST MS CC

NOTES

- » Totals 19 minutes thus far
- » Recorded his first appearance of the season against Eastern Michigan

GAME-BY-GAME STATS

CAREER & SEASON HIGHS

Points
 Career: 28, at Copiah-Lincoln CC (2/17/22)*
 Season: 4, vs. FIU (12/13/23)

Rebounds
 Career: 17, at Copiah-Lincoln CC (2/17/22)*
 Season: 2, (2x) Last vs. Virginia Tech (11/26/23)

Assists
 Career: 5, vs. East Mississippi (2/22/22)*
 Season: 1, vs. FIU (12/13/23)

Steals
 Career: 3, vs. Lynn (11/7/22)
 Season: 1, vs. Virginia Tech (11/26/23)

Blocks
 Career: 5, at Copiah-Lincoln CC (2/17/22)*
 Season: 1, vs. FIU (12/13/23)

FG Made
 Career: 9, at Copiah-Lincoln CC (2/17/22)*
 Season: 2, vs. FIU (12/13/23)

FG Attempts
 Career: 16, vs. Jones (1/6/22)*
 Season: 2, vs. FIU (12/13/23)

3-Point FG Made
 Career: 2, at Copiah-Lincoln CC (2/17/22)*
 Season: -

3-Point FG Attempts
 Career: 6, at Southern Arkansas U Tech (12/9/21)*
 Season: -

Free Throws Made
 Career: 8, at Copiah-Lincoln CC (2/17/22)*
 Season: -

Free Throw Attempts
 Career: 13, at Copiah-Lincoln CC (2/17/22)*
 Season: 1, vs. Virginia Tech (11/26/23)
 * in NJCAA

Opponent	Date	GS	MIN	Total		3-Pointers		Free throws		Rebounds				PF	A	TO	BLK	STL	PTS	AVG
				FG-FGA	PCT	3FG-3FGA	PCT	FT-FTA	PCT	OFF	DEF	TOT	AVG							
Eastern Mich.	11/14/2023		04:07	0-0	.000	0-0	.000	0-0	.000	0	2	2	2.0	1	0	0	0	0	0	0.0
vs Butler	11/23/2023		00:18	0-0	.000	0-0	.000	0-0	.000	0	0	0	1.0	0	0	0	0	0	0.0	
vs Texas A&M	11/24/2023		01:43	0-0	.000	0-0	.000	0-0	.000	0	0	0	0.7	1	0	0	0	0	0.0	
vs Virginia Tech	11/26/2023		04:29	1-1	1.000	0-0	.000	0-1	.000	0	2	2	1.0	2	0	0	1	2	0.5	
Liberty	11/30/2023		02:59	0-0	.000	0-0	.000	0-0	.000	0	0	0	0.8	2	0	1	0	0	0.4	
Col. of Charleston	12/02/2023		00:25	0-0	.000	0-0	.000	0-0	.000	0	0	0	0.7	0	0	0	0	0	0.3	
FIU	12/13/2023		05:12	2-2	1.000	0-0	.000	0-0	.000	0	1	1	0.7	0	1	0	1	4	0.9	
at Tulane	01/11/2024		00:26	0-0	.000	0-0	.000	0-0	.000	0	0	0	0.6	0	0	0	0	0	0.8	
Totals		0	19:39	3-3	1.000	0-0	.000	0-1	.000	0	5	5	0.6	6	1	1	1	1	6	0.8

Player Averages

Games Played	Minutes/game	Points/game	FG Pct	3FG Pct	FT Pct	Rebounds/game	Assists/game	Turnovers/game	Assist/Turnover ratio	Steals/game	Blocks/game
8	2.5	0.8	100.0	0.0	0.0	0.6	0.1	0.1	1.0	0.1	0.1

CAREER STATS

SEASON	TEAM	GP-GS	MIN/AVG	Field Goals		3-Point		F-Throws		Rebounds				Scoring						
				FG-FGA	FG%	3FG-3FGA	3FG%	FT-FTA	FT%	OFF	DEF	TOT	AVG	PF-FO	A	TO	BLK	STL	PTS	AVG
2022-23	FAU	25-1	140/5.6	16-26	.615	1-1	1.000	11-20	.550	14	27	41	1.6	27-0	6	11	4	6	44	1.8
2023-24	FAU	8-0	20/2.5	3-3	1.000	0-0	.000	0-1	.000	0	5	5	0.6	6-0	1	1	1	1	6	0.8
TOTAL		33-1	159/4.8	19-29	.655	1-1	1.000	11-21	.524	14	32	46	1.4	33-0	7	12	5	7	50	1.5



JAKE POWELL

FR. | G | RALEIGH, N.C. | RALEIGH CHRISTIAN

NOTES

» Chose Florida Atlantic over ECU, Appalachian State, North Carolina A&T and UNC Asheville among others

GAME-BY-GAME STATS

CAREER & SEASON HIGHS

Points

Career: -

Season: -

Rebounds

Career: -

Season: -

Assists

Career: -

Season: -

Steals

Career: -

Season: -

Blocks

Career: -

Season: -

FG Made

Career: -

Season: -

FG Attempts

Career: -

Season: -

3-Point FG Made

Career: -

Season: -

3-Point FG Attempts

Career: -

Season: -

Free Throws Made

Career: -

Season: -

Free Throw Attempts

Career: -

Season: -

CAREER STATS



JALEN GAFFNEY

SR. | G | COLUMBUS, N.J. | UCONN

NOTES

- » Scored 20 points against No. 4 Arizona to tie his career-high
- » Recorded first start of the season against No. 12 Texas A&M
- » Totals 440 minutes in 16 games played
- » Has been in the starting lineup since November 24

GAME-BY-GAME STATS

CAREER & SEASON HIGHS

Points

Career: 20, vs. (2x) Last vs. #4 Arizona (12/23/23)
 Season: 20, vs. #4 Arizona (12/23/23)

Rebounds

Career: 7, at Middle Tenn. (2/16/23)
 Season: 6, (2x) Last vs. Charleston (12/2/23)

Assists

Career: 9, at Temple (2/20/20)
 Season: 7, vs. #20 Illinois (12/5/23)

Steals

Career: 4, at Memphis (2/1/20)
 Season: 2, (2x) Last vs. FIU (12/13/23)

Blocks

Career: 2, vs. Hartford (11/27/20)
 Season: -

FG Made

Career: 7, vs. #4 Arizona (12/23/23)
 Season: Same

FG Attempts

Career: 13, vs. #4 Arizona (12/23/23)
 Season: Same

3-Point FG Made

Career: 4, at EMU (12/4/22)
 Season: 3, vs. #4 Arizona (12/23/23)

3-Point FG Attempts

Career: 7, vs. Temple (1/29/20)
 Season: 5, vs. #4 Arizona (12/23/23)

Free Throws Made

Career: 8, vs. Seton Hall (2/6/21)
 Season: 6, vs. #12 Texas A&M (11/24/23)

Free Throw Attempts

Career: 8, vs. VCU (11/26/21)
 Season: 6, vs. #12 Texas A&M (11/24/23)


Opponent	Date	GS	MIN	Total		3-Pointers		Free throws		Rebounds				PF	A	TO	BLK	STL	PTS	AVG	
				FG-FGA	PCT	3FG-3FGA	PCT	FT-FTA	PCT	OFF	DEF	TOT	AVG								
vs Loyola Chicago	11/08/2023		23:22	2-2	1.000	1-1	1.000	0-0	.000	1	1	2	2.0	1	1	3	0	1	5	5.0	
Eastern Mich.	11/14/2023		25:27	1-3	.333	1-3	.333	0-0	.000	0	3	3	2.5	0	5	0	0	0	3	4.0	
Bryant	11/18/2023		16:54	0-2	.000	0-1	.000	0-0	.000	1	3	4	3.0	1	0	0	0	0	2.7		
vs Butler	11/23/2023		29:54	6-9	.667	2-2	1.000	0-0	.000	2	2	4	3.3	0	3	1	0	0	14	5.5	
vs Texas A&M	11/24/2023	*	32:53	2-5	.400	2-3	.667	6-6	1.000	1	3	4	3.4	1	5	1	0	0	12	6.8	
vs Virginia Tech	11/26/2023	*	34:11	4-7	.571	1-2	.500	0-0	.000	2	4	6	3.8	0	6	0	0	1	9	7.2	
Liberty	11/30/2023	*	27:58	2-4	.500	0-0	.000	4-4	1.000	0	3	3	3.7	2	1	2	0	2	8	7.3	
Col. of Charleston	12/02/2023	*	32:19	2-6	.333	1-2	.500	0-0	.000	2	4	6	4.0	1	4	1	0	0	5	7.0	
vs Illinois	12/05/2023	*	30:32	3-7	.429	1-3	.333	3-3	1.000	1	2	3	3.9	0	7	1	0	0	10	7.3	
FIU	12/13/2023	*	28:02	3-3	1.000	1-1	1.000	0-0	.000	0	5	5	4.0	2	6	2	0	2	7	7.3	
vs St. Bonaventure	12/16/2023	*	25:44	1-4	.250	0-0	.000	1-2	.500	0	3	3	3.9	2	3	3	0	1	3	6.9	
vs Arizona	12/23/2023	*	40:20	7-13	.538	3-5	.600	3-3	1.000	1	4	5	4.0	4	4	1	0	1	20	8.0	
at FGCU	12/30/2023	*	30:40	3-6	.500	0-2	.000	0-0	.000	1	0	1	3.8	2	0	2	0	0	6	7.8	
East Carolina	01/02/2024	*	28:34	1-3	.333	0-1	.000	3-4	.750	1	4	5	3.9	1	4	0	0	1	5	7.6	
at Charlotte	01/06/2024	*	17:00	0-3	.000	0-1	.000	2-2	1.000	0	0	0	3.6	2	1	1	0	1	2	7.3	
at Tulane	01/11/2024		16:14	0-2	.000	0-2	.000	0-0	.000	0	3	3	3.6	1	0	1	0	0	6.8		
Totals			11	440:03	37-79	.468	13-29	.448	22-24	.917	13	44	57	3.6	20	50	19	0	10	109	6.8

Player Averages

Games Played	Minutes/game	Points/game	FG Pct	3FG Pct	FT Pct	Rebounds/game	Assists/game	Turnovers/game	Assist/Turnover ratio	Steals/game	Blocks/game
16	27.5	6.8	46.8	44.8	91.7	3.6	3.1	1.2	2.6	0.6	0.0

CAREER STATS

SEASON	TEAM	GP-GS	MIN/AVG	Field Goals		3-Point		F-Throws		Rebounds				Scoring						
				FG-FGA	FG%	3FG-3FGA	3FG%	FT-FTA	FT%	OFF	DEF	TOT	AVG	PF-FO	A	TO	BLK	STL	PTS	AVG
2019-20	UConn	31-11	593/19.1	38-113	.336	14-53	.264	30-39	.769	6	32	38	1.2	42-0	66	36	0	19	120	3.9
2020-21	UConn	23-4	449/19.5	43-105	.410	17-47	.362	37-45	.822	8	27	35	1.5	36-0	35	27	3	18	140	6.1
2021-22	UConn	33-0	423/12.8	37-107	.346	13-44	.295	44-57	.772	7	41	48	1.5	45-0	65	31	3	18	131	4.0
2022-23	FAU	38-23	853/22.4	55-167	.329	32-97	.330	23-29	.793	10	94	104	2.7	48-0	89	40	0	20	165	4.3
2023-24	FAU	16-11	440/27.5	37-79	.468	13-29	.448	22-24	.917	13	44	57	3.6	20-0	50	19	0	10	109	6.8
TOTAL FOR FAU		54-34	1293/23.9	92-246	.374	45-126	.357	45-53	.849	23	138	161	3.0	68-0	139	59	0	30	274	5.1
TOTAL		141-49	2759/19.6	210-571	.368	89-270	.330	156-194	.804	44	238	282	2.0	191-0	305	153	6	85	665	4.7



13 JACK JOHNSON

R-FR. | G | WHITE PLAINS, N.Y. | CHOATE ROSEMARY

NOTES

- » Has made an appearance in four games
- » Made his debut as an Owl on November 14 against Eastern Michigan

GAME-BY-GAME STATS

CAREER & SEASON HIGHS

Points

Career: -
Season: -

Rebounds

Career: -
Season: -

Assists

Career: -
Season: -

Steals

Career: -
Season: -

Blocks

Career: -
Season: -

FG Made

Career: -
Season: -

FG Attempts

Career: -
Season: -

3-Point FG Made

Career: -
Season: -

3-Point FG Attempts

Career: -
Season: -

Free Throws Made

Career: -
Season: -

Free Throw Attempts

Career: -
Season: -

Opponent	Date	GS	MIN	Total		3-Pointers		Free throws		Rebounds				PF	A	TO	BLK	STL	PTS	AVG
				FG-FGA	PCT	3FG-3FGA	PCT	FT-FTA	PCT	OFF	DEF	TOT	AVG							
Eastern Mich.	11/14/2023		01:15	0-0	.000	0-0	.000	0-0	.000	0	0	0	0.0	0	0	0	0	0	0	0.0
vs Virginia Tech	11/26/2023		01:23	0-0	.000	0-0	.000	0-0	.000	0	0	0	0.0	0	0	0	0	0	0	0.0
Liberty	11/30/2023		01:22	0-0	.000	0-0	.000	0-0	.000	0	0	0	0.0	0	0	0	0	0	0	0.0
FIU	12/13/2023		01:23	0-0	.000	0-0	.000	0-0	.000	0	0	0	0.0	0	0	0	0	0	0	0.0
Totals		0	05:23	0-0	.000	0-0	.000	0-0	.000	0	0	0	0.0	0	0	0	0	0	0	0.0

Player Averages

Games Played	Minutes/ game	Points/ game	FG Pct	3FG Pct	FT Pct	Rebounds/ game	Assists/ game	Turnovers/ game	Assist/Turnover ratio	Steals/ game	Blocks/ game
4	1.3	0.0	0.0	0.0	0.0	0.0	0.0	0.0	0.0	0.0	0.0

CAREER STATS

SEASON	TEAM	GP-GS	MIN/AVG	Field Goals		3-Point		F-Throws		Rebounds				Scoring							
				FG-FGA	FG%	3FG-3FGA	3FG%	FT-FTA	FT%	OFF	DEF	TOT	AVG	PF-FO	A	TO	BLK	STL	PTS	AVG	
2023-24	FAU	4-0	5/1.3	0-0	.000	0-0	.000	0-0	.000	0	0	0	0.0	0-0	0	0	0	0	0	0	0.0
TOTAL		4-0	5/1.3	0-0	.000	0-0	.000	0-0	.000	0	0	0	0.0	0-0	0	0	0	0	0	0	0.0



15 > AL JAH MARTIN JR. | G | SUMMIT, MISS. | NORTH PIKE

NOTES

- » Made SC Top 10 at No. 5 with a dunk in the first conference game against ECU
- » Apart of the 1,000 point club of Florida Atlantic
- » Named AAC Player of the Week (Nov. 27)
- » ESPN Events Invitational MVP
- » Recorded his first start of the season in the ESPN Events Invitational against Butler
- » Also named AAC Preseason First Team All-Conference
- » Named AAC Preseason Player of the Year

GAME-BY-GAME STATS

CAREER & SEASON HIGHS

Points
 Career: 34, vs. FIU (3/5/22)
 Season: 25, vs. #12 Texas A&M (11/24/23)

Rebounds
 Career: 11, vs. UAB (3/11/23)
 Season: 10, vs. FGCU (12/30/23)

Assists
 Career: 5, at LA Tech (3/4/23)
 Season: 4, (2x) Last vs. ECU (1/2/24)

Steals
 Career: 4, at WKU (2/10/22)
 Season: 3, (6x) Last vs. ECU (1/2/24)

Opponent	Date	GS	MIN	Total		3-Pointers		Free throws		Rebounds				PF	A	TO	BLK	STL	PTS	AVG	
				FG-FGA	PCT	3FG-3FGA	PCT	FT-FTA	PCT	OFF	DEF	TOT	AVG								
vs Loyola Chicago	11/08/2023		24:34	1-8	.125	1-6	.167	2-2	1.000	0	7	7	7.0	2	0	2	0	0	5	5.0	
Eastern Mich.	11/14/2023		19:13	2-8	.250	1-4	.250	3-4	.750	0	4	4	5.5	0	1	0	0	3	8	6.5	
Bryant	11/18/2023		27:15	2-10	.200	2-6	.333	1-2	.500	3	3	6	5.7	1	1	3	1	1	7	6.7	
vs Butler	11/23/2023	*	29:59	5-16	.313	2-10	.200	1-2	.500	1	1	2	4.8	3	1	0	0	3	13	8.3	
vs Texas A&M	11/24/2023	*	37:36	9-19	.474	5-12	.417	2-2	1.000	1	6	7	5.2	2	1	1	0	1	25	11.6	
vs Virginia Tech	11/26/2023	*	28:17	5-9	.556	3-4	.750	4-4	1.000	1	7	8	5.7	0	4	2	0	1	17	12.5	
Liberty	11/30/2023	*	30:06	8-13	.615	3-4	.750	1-1	1.000	3	3	6	5.7	0	1	1	0	3	20	13.6	
Col. of Charleston	12/02/2023	*	28:36	5-10	.500	2-7	.286	1-2	.500	0	1	1	5.1	5	0	2	0	1	13	13.5	
vs Illinois	12/05/2023	*	34:36	3-9	.333	1-7	.143	6-7	.857	0	1	1	4.7	2	2	0	0	3	13	13.4	
FIU	12/13/2023	*	24:01	4-9	.444	3-6	.500	3-4	.750	2	3	5	4.7	3	1	4	1	3	14	13.5	
vs St. Bonaventure	12/16/2023	*	30:12	2-8	.250	0-3	.000	2-2	1.000	1	2	3	4.5	0	0	0	0	0	6	12.8	
vs Arizona	12/23/2023	*	33:59	5-12	.417	3-8	.375	0-0	.000	0	4	4	4.5	2	0	2	0	2	13	12.8	
at FGCU	12/30/2023	*	32:28	3-14	.214	2-6	.333	0-2	.000	5	5	10	4.9	0	2	0	1	1	8	12.5	
East Carolina	01/02/2024	*	30:41	7-13	.538	4-8	.500	2-3	.667	3	2	5	4.9	1	4	1	0	3	20	13.0	
at Charlotte	01/06/2024	*	34:14	3-8	.375	2-4	.500	0-0	.000	1	2	3	4.8	1	0	1	0	0	8	12.7	
at Tulane	01/11/2024	*	26:06	4-13	.308	3-9	.333	3-5	.600	2	3	5	4.8	4	2	3	0	1	14	12.8	
Totals			13	471:54	68-179	.380	37-104	.356	31-42	.738	23	54	77	4.8	26	20	22	3	26	204	12.8

Player Averages

Games Played	Minutes/game	Points/game	FG Pct	3FG Pct	FT Pct	Rebounds/game	Assists/game	Turnovers/game	Assist/Turnover ratio	Steals/game	Blocks/game
16	29.5	12.8	38.0	35.6	73.8	4.8	1.3	1.4	0.9	1.6	0.2

Blocks
 Career: 2, vs. Kansas State (3/25/23)
 Season: 1, (3x) Last vs. FGCU (12/30/23)

FG Made
 Career: 12, vs. UAB (3/11/23)
 Season: 9, vs. #12 Texas A&M (11/24/23)

FG Attempts
 Career: 19, (2x) Last vs. #12 Texas A&M (11/24/23)
 Season: 19, vs. #12 Texas A&M (11/24/23)

3-Point FG Made
 Career: 6, vs. LA Tech (2/11/23)
 Season: 5, vs. #12 Texas A&M (11/24/23)

3-Point FG Attempts
 Career: 12, (2x) Last vs. #12 Texas A&M (11/24/23)
 Season: 12, vs. #12 Texas A&M (11/24/23)

Free Throws Made
 Career: 9, vs. San Diego (4/1/23)
 Season: 6, vs. #20 Illinois (12/5/23)

Free Throw Attempts
 Career: 10, vs. San Diego (4/1/23)
 Season: 7, vs. #20 Illinois (12/5/23)

CAREER STATS

SEASON	TEAM	GP-GS	MIN/AVG	Field Goals		3-Point		F-Throws		Rebounds				Scoring						
				FG-FGA	FG%	3FG-3FGA	3FG%	FT-FTA	FT%	OFF	DEF	TOT	AVG	PF-FO	A	TO	BLK	STL	PTS	AVG
2020-21	FAU	21-2	192/9.2	33-70	.471	15-43	.349	8-13	.615	16	35	51	2.4	21-0	16	11	3	9	89	4.2
2021-22	FAU	33-33	962/29.2	157-343	.458	84-210	.400	61-81	.753	36	139	175	5.3	72-0	48	57	12	53	459	13.9
2022-23	FAU	36-21	949/26.4	161-368	.438	73-196	.372	89-113	.788	59	130	189	5.3	67-0	52	62	10	37	484	13.4
2023-24	FAU	16-13	472/29.5	68-179	.380	37-104	.356	31-42	.738	23	54	77	4.8	26-1	20	22	3	26	204	12.8
TOTAL		106-69	2576/24.3	419-960	.436	209-553	.378	189-249	.759	134	358	492	4.6	186-1	136	152	28	125	1236	11.7



21 ALEJANDRO RALA

R-JR. | G | SAN JUAN, PUERTO RICO | SAINT ANDREW'S SCHOOL

NOTES

» Made his season debut against FIU (Dec. 13)

GAME-BY-GAME STATS

CAREER & SEASON HIGHS

Points

Career: 5, vs. UNF (12/5/21)

Season: 2, vs. FIU (12/13/23)

Rebounds

Career: 2, vs. Southern Miss. (3/9/22)

Season: -

Assists

Career: 4, vs. North Dakota (11/20/21)

Season: 1, vs. FIU (12/13/23)

Steals

Career: 3, vs. Warner (11/13/21)

Season: -

Blocks

Career: -

Season: -

FG Made

Career: 2, vs. North Dakota (11/20/21)

Season: 1, vs. FIU (12/13/23)

FG Attempts

Career: 3, vs. Lynn (11/7/22)

Season: 2, vs. FIU (12/13/23)

3-Point FG Made

Career: 1, vs. Lynn (11/7/22)

Season: -

3-Point FG Attempts

Career: 3, vs. Lynn (11/7/22)

Season: 1, vs. FIU (12/13/23)

Free Throws Made

Career: 2, at VCU (12/15/21)

Season: -

Free Throw Attempts

Career: 2, vs. Florida Tech (12/17/21)

Season: -

Opponent	Date	GS	MIN	Total		3-Pointers		Free throws		Rebounds				PF	A	TO	BLK	STL	PTS	AVG
				FG-FGA	PCT	3FG-3FGA	PCT	FT-FTA	PCT	OFF	DEF	TOT	AVG							
FIU	12/13/2023		05:12	1-2	.500	0-1	.000	0-0	.000	0	0	0	0.0	0	1	0	0	0	2	2.0
Totals		0	05:12	1-2	.500	0-1	.000	0-0	.000	0	0	0	0.0	0	1	0	0	0	2	2.0

Player Averages

Games Played	Minutes/game	Points/game	FG Pct	3FG Pct	FT Pct	Rebounds/game	Assists/game	Turnovers/game	Assist/Turnover ratio	Steals/game	Blocks/game
1	5.2	2.0	50.0	0.0	0.0	0.0	1.0	0.0	1.0	0.0	0.0

CAREER STATS

SEASON	TEAM	GP-GS	MIN/AVG	Field Goals		3-Point		F-Throws		Rebounds				Scoring						
				FG-FGA	FG%	3FG-3FGA	3FG%	FT-FTA	FT%	OFF	DEF	TOT	AVG	PF-FO	A	TO	BLK	STL	PTS	AVG
2020-21	FAU	7-0	25/3.6	4-12	.333	1-4	.250	0-0	.000	0	1	1	0.1	3-0	3	3	0	0	9	1.3
2021-22	FAU	21-0	154/7.4	7-16	.438	3-9	.333	7-9	.778	5	2	7	0.3	25-0	16	4	0	3	24	1.1
2022-23	FAU	14-0	42/3.0	3-12	.250	1-7	.143	0-0	.000	0	1	1	0.1	1-0	5	1	0	1	7	0.5
2023-24	FAU	1-0	5/5.2	1-2	.500	0-1	.000	0-0	.000	0	0	0	0.0	0-0	1	0	0	0	2	2.0
TOTAL		43-0	227/5.3	15-42	.357	5-21	.238	7-9	.778	5	4	9	0.2	29-0	25	8	0	4	42	1.0



22 DEVIN VANTERPOOL

FR. | G | LAUREL, MD. | CHRIST THE KING

NOTES

- » Played for Joe Arbitello at Christ The King High School
- » Was an all-conference honoree in both his junior and senior seasons
- » His father, David is an assistant coach for the Washington Wizards and has also coached for the Brooklyn Nets, Portland Trailblazers and Minnesota Timberwolves, serving Minnesota as Associate Head Coach

GAME-BY-GAME STATS

CAREER & SEASON HIGHS

Points

Career: -
Season: -

Rebounds

Career: -
Season: -

Assists

Career: -
Season: -

Steals

Career: -
Season: -

Blocks

Career: -
Season: -

FG Made

Career: -
Season: -

FG Attempts

Career: -
Season: -

3-Point FG Made

Career: -
Season: -

3-Point FG Attempts

Career: -
Season: -

Free Throws Made

Career: -
Season: -

Free Throw Attempts

Career: -
Season: -

CAREER STATS



23 > BRANDON WEATHERSPOON

SR. | G | CANTON, MISS. | HOLMES CC

NOTES

- » Totals 102 points, 48 rebounds, 23 assists, and 14 steals
- » Lights out from beyond the arc against the Eagles
- » Has started every game thus far

GAME-BY-GAME STATS

Opponent	Date	GS	MIN	Total		3-Pointers		Free throws		Rebounds				PF	A	TO	BLK	STL	PTS	AVG	
				FG-FGA	PCT	3FG-3FGA	PCT	FT-FTA	PCT	OFF	DEF	TOT	AVG								
vs Loyola Chicago	11/08/2023	*	23:47	4-5	.800	3-4	.750	1-2	.500	0	0	0	0	0	1	2	0	0	0	12	12.0
Eastern Mich.	11/14/2023	*	19:21	6-6	1.000	4-4	1.000	0-0	.000	2	2	4	2.0	0	1	1	0	0	16	14.0	
Bryant	11/18/2023	*	19:09	1-5	.200	0-4	.000	0-0	.000	1	1	2	2.0	1	1	1	0	0	2	10.0	
vs Butler	11/23/2023	*	27:19	3-6	.500	0-2	.000	2-2	1.000	3	1	4	2.5	2	2	1	0	3	8	9.5	
vs Texas A&M	11/24/2023	*	29:21	3-5	.600	1-2	.500	3-4	.750	2	2	4	2.8	2	2	0	0	1	10	9.6	
vs Virginia Tech	11/26/2023	*	29:18	2-8	.250	2-8	.250	0-0	.000	0	2	2	2.7	1	0	2	0	1	6	9.0	
Liberty	11/30/2023	*	27:05	2-5	.400	1-2	.500	0-0	.000	0	3	3	2.7	1	1	0	0	2	5	8.4	
Col. of Charleston	12/02/2023	*	31:06	2-5	.400	0-2	.000	0-0	.000	1	2	3	2.8	4	2	0	0	0	4	7.9	
vs Illinois	12/05/2023	*	21:18	0-1	.000	0-1	.000	0-0	.000	0	2	2	2.7	0	2	0	0	1	0	7.0	
FIU	12/13/2023	*	22:37	4-8	.500	3-6	.500	1-2	.500	0	1	1	2.5	1	2	0	0	0	12	7.5	
vs St. Bonaventure	12/16/2023	*	12:55	2-6	.333	1-4	.250	0-0	.000	0	1	1	2.4	0	1	0	0	3	5	7.3	
vs Arizona	12/23/2023	*	34:54	2-3	.667	1-2	.500	0-0	.000	1	7	8	2.8	1	1	1	0	0	5	7.1	
at FGCU	12/30/2023	*	22:40	0-5	.000	0-3	.000	0-0	.000	4	0	4	2.9	0	1	0	0	0	0	6.5	
East Carolina	01/02/2024	*	15:49	1-3	.333	1-2	.500	0-0	.000	0	0	0	2.7	1	2	0	0	0	3	6.3	
at Charlotte	01/06/2024	*	31:10	3-4	.750	1-2	.500	0-0	.000	2	3	5	2.9	2	0	0	0	2	7	6.3	
at Tulane	01/11/2024	*	20:19	3-6	.500	1-3	.333	0-0	.000	3	2	5	3.0	0	3	1	0	1	7	6.4	
Totals			15	388:09	38-81	.469	19-51	.373	7-10	.700	19	29	48	3.0	17	23	7	0	14	102	6.4

Player Averages

Games Played	Minutes/game	Points/game	FG Pct	3FG Pct	FT Pct	Rebounds/game	Assists/game	Turnovers/game	Assist/Turnover ratio	Steals/game	Blocks/game
16	24.3	6.4	46.9	37.3	70.0	3.0	1.4	0.4	3.3	0.9	0.0

CAREER & SEASON HIGHS

Points

Career: 28, at Louisiana State U Eunice (4/6/21)
Season: 16, vs. EMU (11/14/23)

Rebounds

Career: 11, at Louisiana State U Eunice (4/6/21)
Season: 8, vs. #4 Arizona (12/23/23)

Assists

Career: 4, vs. Tennessee (3/23/23)
Season: 3, at Tulane (1/11/24)

Steals

Career: 3, vs. Detroit Mercy (11/19/22)
Season: 3, (2x) Last vs. St. Bonaventure (12/16/23)

Blocks

Career: 2, vs. East Mississippi CC (3/2/21)
Season: -

FG Made

Career: 10, at Louisiana State U Eunice (4/6/21)
Season: 6, vs. EMU (11/14/23)

FG Attempts

Career: 16, at Louisiana State U Eunice (4/6/21)
Season: 8, (2x) Last vs. FIU (12/13/23)

3-Point FG Made

Career: 6, vs. Mississippi Delta CC (3/1/21)
Season: 4, vs. EMU (11/14/23)

3-Point FG Attempts

Career: 11, vs. Northeast Mississippi CC (4/1/21)
Season: 8, vs. Virginia Tech (11/26/30)

Free Throws Made

Career: 4, vs. Warner (11/13/21)
Season: 3, vs. #12 Texas A&M (11/24/23)

Free Throw Attempts

Career: 4, (4x) Last vs. UTEP (2/25/23)
Season: 4, vs. #12 Texas A&M (11/24/23)

CAREER STATS

SEASON	TEAM	GP-GS	MIN/AVG	Field Goals		3-Point		F-Throws		Rebounds				Scoring						
				FG-FGA	FG%	3FG-3FGA	3FG%	FT-FTA	FT%	OFF	DEF	TOT	AVG	PF-FO	A	TO	BLK	STL	PTS	AVG
2021-22	FAU	27-1	315/11.7	40-99	.404	21-69	.304	9-11	.818	15	33	48	1.8	22-0	10	6	2	10	110	4.1
2022-23	FAU	39-23	622/16.0	68-175	.389	40-121	.331	20-28	.714	32	55	87	2.2	48-1	33	14	0	19	196	5.0
2023-24	FAU	16-15	388/24.3	38-81	.469	19-51	.373	7-10	.700	19	29	48	3.0	17-0	23	7	0	14	102	6.4
TOTAL		82-39	1325/16.2	146-355	.411	80-241	.332	36-49	.735	66	117	183	2.2	87-1	66	27	2	43	408	5.0



25 TRE CARROLL

R-SO. | F | PUNTA GORDA, FLA. | CHARLOTTE HS

NOTES

- » Totals 79 minutes in 12 games played
- » Tied career-high in points (11) against Butler
- » Made his first appearance of the season against Eastern Michigan

GAME-BY-GAME STATS

CAREER & SEASON HIGHS

Points
 Career: 11, (2x) Last vs. Butler (11/24/23)
 Season: 11, vs. Butler (11/24/23)

Rebounds
 Career: 6, vs. UTSA (2/23/23)
 Season: 3, (4x) Last vs. St. Bonaventure (12/16/23)

Assists
 Career: 2, (2x) Last vs. #20 Illinois (12/5/23)
 Season: 2, vs. #20 Illinois (12/5/23)

Steals
 Career: 1, at Charlotte (1/6/24)
 Season: Same

Blocks
 Career: 1, vs. Bryant (11/17/22)
 Season: -

FG Made
 Career: 5, vs. Butler (11/23/23)
 Season: Same

FG Attempts
 Career: 8, vs. Butler (11/23/23)
 Season: Same

3-Point FG Made
 Career: 2, (2x) Last vs. #20 Illinois (12/5/23)
 Season: 2, vs. #20 Illinois (12/5/23)

3-Point FG Attempts
 Career: 3, (2x) Last vs. #20 Illinois (12/5/23)
 Season: Same

Free Throws Made
 Career: 3, vs. Virginia Tech (11/26/30)
 Season: Same

Free Throw Attempts
 Career: 3, (2x) Last vs. Virginia Tech (11/26/30)
 Season: Same

Opponent	Date	GS	MIN	Total		3-Pointers		Free throws		Rebounds				PF	A	TO	BLK	STL	PTS	AVG
				FG-FGA	PCT	3FG-3FGA	PCT	FT-FTA	PCT	OFF	DEF	TOT	AVG							
Eastern Mich.	11/14/2023		06:06	2-3	.667	0-0	.000	0-0	.000	1	2	3	3.0	2	0	0	0	0	4	4.0
Bryant	11/18/2023		01:52	0-3	.000	0-2	.000	0-0	.000	1	0	1	2.0	0	0	0	0	0	0	2.0
vs Butler	11/23/2023		08:52	5-8	.625	0-3	.000	1-1	1.000	0	1	1	1.7	2	1	0	0	0	11	5.0
vs Texas A&M	11/24/2023		16:30	0-1	.000	0-0	.000	1-3	.333	0	1	1	1.5	3	0	1	0	0	1	4.0
vs Virginia Tech	11/26/2023		07:38	2-3	.667	0-1	.000	3-3	1.000	0	1	1	1.4	0	0	1	0	0	7	4.6
Liberty	11/30/2023		05:39	2-2	1.000	0-0	.000	0-0	.000	0	0	0	1.2	1	0	1	0	0	4	4.5
Col. of Charleston	12/02/2023		02:49	0-2	.000	0-0	.000	0-0	.000	0	0	0	1.0	0	0	0	0	0	0	3.9
vs Illinois	12/05/2023		09:33	3-7	.429	2-3	.667	2-2	1.000	3	0	3	1.3	1	2	0	0	0	10	4.6
FIU	12/13/2023		08:21	2-4	.500	0-1	.000	0-0	.000	3	0	3	1.4	1	0	2	0	0	4	4.6
vs Arizona	12/23/2023		03:47	1-1	1.000	0-0	.000	2-2	1.000	0	0	0	1.3	0	0	0	0	0	4	4.5
at FGCU	12/30/2023		04:06	1-1	1.000	0-0	.000	1-2	.500	1	1	2	1.4	0	0	0	0	0	3	4.4
at Charlotte	01/06/2024		04:23	0-0	.000	0-0	.000	0-0	.000	0	0	0	1.3	0	0	1	0	1	0	4.0
at Tulane	01/11/2024		02:46	0-2	.000	0-2	.000	0-0	.000	0	1	1	1.2	0	0	0	0	0	0	3.7
Totals			0 82:22	18-37	.486	2-12	.167	10-13	.769	9	7	16	1.2	10	3	6	0	1	48	3.7

Player Averages

Games Played	Minutes/game	Points/game	FG Pct	3FG Pct	FT Pct	Rebounds/game	Assists/game	Turnovers/game	Assist/Turnover ratio	Steals/game	Blocks/game
13	6.3	3.7	48.6	16.7	76.9	1.2	0.2	0.5	0.5	0.1	0.0

CAREER STATS

SEASON	TEAM	GP-GS	MIN/AVG	Field Goals		3-Point		F-Throws		Rebounds				Scoring						
				FG-FGA	FG%	3FG-3FGA	3FG%	FT-FTA	FT%	OFF	DEF	TOT	AVG	PF-FO	A	TO	BLK	STL	PTS	AVG
2022-23	FAU	18-0	102/5.7	25-39	.641	6-11	.545	6-8	.750	4	28	32	1.8	14-0	7	9	1	0	62	3.4
2023-24	FAU	13-0	82/6.3	18-37	.486	2-12	.167	10-13	.769	9	7	16	1.2	10-0	3	6	0	1	48	3.7
TOTAL		31-0	184/5.9	43-76	.566	8-23	.348	16-21	.762	13	35	48	1.5	24-0	10	15	1	1	110	3.5



30 > 40 BEAT

R-FR. | F | MALIBU, CALIF. | OAK PARK

NOTES

- » Registered four points against FIU to recorded his first buckets as an Owl
- » Made his Florida Atlantic debut against Eastern Michigan

GAME-BY-GAME STATS

CAREER & SEASON HIGHS

Points

Career: 4, vs. FIU (12/13/23)
Season: Same

Rebounds

Career: 1, vs. Virginia Tech (11/26/30)
Season: Same

Assists

Career: -
Season: -

Steals

Career: -
Season: -

Blocks

Career: -
Season: -

FG Made

Career: 2, vs. FIU (12/13/23)
Season: Same

FG Attempts

Career: 2, vs. FIU (12/13/23)
Season: Same

3-Point FG Made

Career: -
Season: -

3-Point FG Attempts

Career: -
Season: 1, vs. Eastern Michigan (11/14/23)

Free Throws Made

Career: -
Season: -

Free Throw Attempts

Career: -
Season: -

Opponent	Date	GS	MIN	Total		3-Pointers		Free throws		Rebounds				PF	A	TO	BLK	STL	PTS	AVG
				FG-FGA	PCT	3FG-3FGA	PCT	FT-FTA	PCT	OFF	DEF	TOT	AVG							
Eastern Mich.	11/14/2023		02:44	0-1	.000	0-1	.000	0-0	.000	0	0	0	0.0	0	0	0	0	0	0	0.0
vs Virginia Tech	11/26/2023		02:36	0-0	.000	0-0	.000	0-0	.000	0	1	1	0.5	0	0	0	0	0	0	0.0
Liberty	11/30/2023		02:07	0-0	.000	0-0	.000	0-0	.000	0	0	0	0.3	0	0	0	0	0	0	0.0
FIU	12/13/2023		01:23	2-2	1.000	0-0	.000	0-0	.000	0	0	0	0.3	0	0	0	0	0	4	1.0
Totals		0	08:50	2-3	.667	0-1	.000	0-0	.000	0	1	1	0.3	0	0	0	0	0	4	1.0

Player Averages

Games Played	Minutes/game	Points/game	FG Pct	3FG Pct	FT Pct	Rebounds/game	Assists/game	Turnovers/game	Assist/Turnover ratio	Steals/game	Blocks/game
4	2.2	1.0	66.7	0.0	0.0	0.3	0.0	0.0	0.0	0.0	0.0

CAREER STATS

SEASON	TEAM	GP-GS	MIN/AVG	Field Goals		3-Point		F-Throws		Rebounds				Scoring						
				FG-FGA	FG%	3FG-3FGA	3FG%	FT-FTA	FT%	OFF	DEF	TOT	AVG	PF-FO	A	TO	BLK	STL	PTS	AVG
2023-24	FAU	4-0	9/2.2	2-3	.667	0-1	.000	0-0	.000	0	1	1	0.3	0-0	0	0	0	0	4	1.0
TOTAL		4-0	9/2.2	2-3	.667	0-1	.000	0-0	.000	0	1	1	0.3	0-0	0	0	0	0	4	1.0



50 > VLADISLAV GOLDEN JR. | C | NALCHICK, RUSSIA | TEXAS TECH

NOTES

- » Set new career-high against No. 20 Illinois with 23 points
- » Named AAC Weekly Honor Roll (Week of November 13, December 4, and December 11)
- » Won the MVP award at the Barstool Invitational, set new career-highs in steals, blocks, and free throws made

GAME-BY-GAME STATS

CAREER & SEASON HIGHS

Points
 Career: 23, vs. #20 Illinois (12/5/23)
 Season: Same

Rebounds
 Career: 13, vs. Kansas State (3/25/23)
 Season: 12 vs. Charleston (12/2/23)

Assists
 Career: 4, vs. Charlotte (1/7/23)
 Season: 2, (2x) Last vs. #12 Texas A&M (11/24/23)

Steals
 Career: 4, vs. Loyola Chicago (11/8/23)
 Season: Same

Blocks
 Career: 5, vs. Loyola Chicago (11/8/23)
 Season: Same

FG Made
 Career: 10, vs. #20 Illinois (12/5/23)
 Season: Same

FG Attempts
 Career: 15, vs. #20 Illinois (12/5/23)
 Season: Same

3-Point FG Made
 Career: -
 Season: -

3-Point FG Attempts
 Career: -
 Season: -

Free Throws Made
 Career: 9, (2x) Last vs. Butler (11/23/23)
 Season: Same

Free Throw Attempts
 Career: 14, vs. Butler (11/23/23)
 Season: Same

Opponent	Date	GS	MIN	Total		3-Pointers		Free throws		Rebounds				Other				PTS	AVG		
				FG-FGA	PCT	3FG-3FGA	PCT	FT-FTA	PCT	OFF	DEF	TOT	AVG	PF	A	TO	BLK			STL	
vs Loyola Chicago	11/08/2023	*	21:51	5-8	.625	0-0	.000	9-12	.750	4	6	10	10.0	3	2	2	5	4	19	19.0	
Eastern Mich.	11/14/2023	*	19:37	9-12	.750	0-0	.000	1-2	.500	3	2	5	7.5	2	0	0	1	0	19	19.0	
Bryant	11/18/2023	*	22:34	3-7	.429	0-0	.000	1-2	.500	1	3	4	6.3	4	1	3	0	2	7	15.0	
vs Butler	11/23/2023	*	30:04	5-6	.833	0-0	.000	9-14	.643	3	8	11	7.5	4	0	1	1	0	19	16.0	
vs Texas A&M	11/24/2023	*	21:58	3-4	.750	0-0	.000	4-4	1.000	2	2	4	6.8	4	2	0	3	0	10	14.8	
vs Virginia Tech	11/26/2023	*	21:52	7-7	1.000	0-0	.000	0-0	.000	1	3	4	6.3	3	0	1	3	0	14	14.7	
Liberty	11/30/2023	*	19:24	7-9	.778	0-0	.000	4-4	1.000	1	6	7	6.4	3	0	3	2	0	18	15.1	
Col. of Charleston	12/02/2023	*	20:58	7-8	.875	0-0	.000	3-5	.600	3	9	12	7.1	2	0	1	2	0	17	15.4	
vs Illinois	12/05/2023	*	18:31	10-15	.667	0-0	.000	3-6	.500	2	2	4	6.8	5	1	2	1	1	23	16.2	
FIU	12/13/2023	*	20:24	3-3	1.000	0-0	.000	3-7	.429	0	9	9	7.0	1	1	2	1	0	9	15.5	
vs St. Bonaventure	12/16/2023	*	23:11	4-4	1.000	0-0	.000	3-4	.750	3	4	7	7.0	1	0	4	1	0	11	15.1	
vs Arizona	12/23/2023	*	23:14	3-6	.500	0-0	.000	1-2	.500	1	2	3	6.7	5	0	3	1	2	7	14.4	
at FGCU	12/30/2023	*	28:44	7-9	.778	0-0	.000	7-12	.583	3	4	7	6.7	1	0	3	0	0	21	14.9	
East Carolina	01/02/2024	*	25:45	5-8	.625	0-0	.000	1-3	.333	3	8	11	7.0	0	1	1	0	0	11	14.6	
at Charlotte	01/06/2024	*	24:21	3-7	.429	0-0	.000	0-0	.000	2	4	6	6.9	2	0	2	0	0	6	14.1	
at Tulane	01/11/2024	*	27:23	8-12	.667	0-0	.000	3-3	1.000	4	7	11	7.2	0	0	2	2	0	19	14.4	
Totals			16	369:50	89-125	.712	0-0	.000	52-80	.650	36	79	115	7.2	40	8	30	23	9	230	14.4

Player Averages

Games Played	Minutes/game	Points/game	FG Pct	3FG Pct	FT Pct	Rebounds/game	Assists/game	Turnovers/game	Assist/Turnover ratio	Steals/game	Blocks/game
16	23.1	14.4	71.2	0.0	65.0	7.2	0.5	1.9	0.3	0.6	1.4

CAREER STATS

SEASON	TEAM	GP-GS	MIN/AVG	Field Goals		3-Point		F-Throws		Rebounds				Other				Scoring		
				FG-FGA	FG%	3FG-3FGA	3FG%	FT-FTA	FT%	OFF	DEF	TOT	AVG	PF-FO	A	TO	BLK	STL	PTS	AVG
2020-21	TTU	10-0	47/4.7	6-17	.353	0-0	.000	7-7	1.000	2	8	10	1.0	7-0	2	1	1	2	19	1.9
2021-22	FAU	34-33	602/17.7	98-177	.554	0-0	.000	35-59	.593	68	97	165	4.9	84-4	11	43	39	13	231	6.8
2022-23	FAU	39-39	817/20.9	158-253	.625	0-0	.000	81-137	.591	97	158	255	6.5	96-0	17	51	47	14	397	10.2
2023-24	FAU	16-16	370/23.1	89-125	.712	0-0	.000	52-80	.650	36	79	115	7.2	40-2	8	30	23	9	230	14.4
TOTAL FOR FAU	89-88	1788/20.1	345-555	.622	0-0	.000	168-276	.609	201	334	535	6.0	220-6	36	124	109	36	858	9.6	
TOTAL	99-88	1835/18.5	351-572	.614	0-0	.000	175-283	.618	203	342	545	5.5	227-6	38	125	110	38	877	8.9	



FLORIDA ATLANTIC GAME-BY-GAME

Opponent	Date	Score	W	Total		3-Pointers		Free throws		Rebounds				PF	A	TO	BLK	STL	PTS	AVG
				FG-FGA	PCT	3FG-3FGA	PCT	FT-FTA	PCT	OFF	DEF	TOT	AVG							
vs Loyola Chicago	11/08/2023	75-62	W	26-56	.464	8-23	.348	15-21	.714	9	24	33	33.0	19	16	13	5	11	75	75.0
Eastern Mich.	11/14/2023	100-57	W	40-64	.625	13-25	.520	7-12	.583	11	28	39	36.0	15	25	7	2	6	100	87.5
Bryant	11/18/2023	52-61	L	17-65	.262	5-30	.167	13-20	.650	13	34	47	39.7	17	7	12	3	7	52	75.7
vs Butler	11/23/2023	91-86	W	33-63	.524	7-22	.318	18-27	.667	15	22	37	39.0	19	10	10	2	10	91	79.5
vs Texas A&M	11/24/2023	96-89	W	30-56	.536	16-30	.533	20-23	.870	7	16	23	35.8	20	18	8	3	4	96	82.8
vs Virginia Tech	11/26/2023	84-50	W	33-58	.569	9-22	.409	9-11	.818	6	34	40	36.5	15	16	15	5	10	84	83.0
Liberty	11/30/2023	83-58	W	30-55	.545	7-14	.500	16-21	.762	12	27	39	36.9	17	10	11	5	11	83	83.0
Col. of Charleston	12/02/2023	90-74	W	33-60	.550	6-19	.316	18-29	.621	11	35	46	38.0	19	14	9	2	4	90	83.9
vs Illinois	12/05/2023	89-98	L	31-64	.484	9-23	.391	18-22	.818	12	16	28	36.9	16	23	13	1	7	89	84.4
FIU	12/13/2023	94-60	W	36-56	.643	11-22	.500	11-23	.478	12	31	43	37.5	15	24	17	4	10	94	85.4
vs St. Bonaventure	12/16/2023	64-54	W	23-56	.411	5-20	.250	13-23	.565	10	26	36	37.4	14	12	13	1	9	64	83.5
vs Arizona	12/23/2023	96-95	Wot2	36-72	.500	8-24	.333	16-20	.800	9	30	39	37.5	24	11	16	1	9	96	84.5
at FGCU	12/30/2023	68-72	L	24-58	.414	4-20	.200	16-27	.593	17	25	42	37.8	9	8	11	1	3	68	83.2
East Carolina	01/02/2024	79-64	W	29-60	.483	11-26	.423	10-14	.714	13	22	35	37.6	9	21	9	1	7	79	82.9
at Charlotte	01/06/2024	68-70	L	23-53	.434	5-19	.263	17-20	.850	10	20	30	37.1	15	5	10	0	6	68	81.9
at Tulane	01/11/2024	85-84	W	32-73	.438	14-37	.378	7-12	.583	18	24	42	37.4	13	21	12	3	6	85	82.1
Total		1314		476-969	.491	138-376	.367	224-325	.689	185	414	599	37.4	256	241	186	39	120	1314	82.1
Opponents		1134		417-968	.431	120-350	.343	180-251	.717	175	356	531	33.2	278	168	201	41	94	1134	70.9

Fla. Atlantic Averages

Games Played	Points/game	FG Pct	3FG Pct	FT Pct	Rebounds/game	Assists/game	Turnovers/game	Assist/Turnover ratio	Steals/game	Blocks/game
16	82.1	49.1	36.7	68.9	37.4	15.1	11.6	1.3	7.5	2.4

OPPONENT GAME-BY-GAME

Opponent	Date	Score	W/L	Total		3-Pointers		Free throws		Rebounds				PF	A	TO	BLK	STL	PTS	AVG
				FG-FGA	PCT	3FG-3FGA	PCT	FT-FTA	PCT	OFF	DEF	TOT	AVG							
vs Loyola Chicago	11/08/2023	75-62	W	22-51	.431	6-17	.353	12-19	.632	8	23	31	31.0	18	9	18	4	6	62	62.0
Eastern Mich.	11/14/2023	100-57	W	23-54	.426	2-15	.133	9-14	.643	7	15	22	26.5	14	7	12	0	5	57	59.5
Bryant	11/18/2023	52-61	L	22-63	.349	8-29	.276	9-13	.692	11	38	49	34.0	17	8	13	6	5	61	60.0
vs Butler	11/23/2023	91-86	W	30-60	.500	9-19	.474	17-22	.773	10	21	31	33.3	20	12	10	2	5	86	66.5
vs Texas A&M	11/24/2023	96-89	W	32-67	.478	10-22	.455	15-20	.750	22	19	41	34.8	21	8	12	3	6	89	71.0
vs Virginia Tech	11/26/2023	84-50	W	20-60	.333	2-17	.118	8-13	.615	9	20	29	33.8	10	8	14	0	6	50	67.5
Liberty	11/30/2023	83-58	W	21-56	.375	8-25	.320	8-14	.571	13	16	29	33.1	17	9	13	2	3	58	66.1
Col. of Charleston	12/02/2023	90-74	W	24-67	.358	11-31	.355	15-21	.714	11	22	33	33.1	23	10	7	0	2	74	67.1
vs Illinois	12/05/2023	89-98	L	36-57	.632	8-20	.400	18-20	.900	5	21	26	32.3	18	10	14	3	4	98	70.6
FIU	12/13/2023	94-60	W	23-65	.354	11-31	.355	3-5	.600	12	15	27	31.8	17	11	17	2	7	60	69.5
vs St. Bonaventure	12/16/2023	64-54	W	20-48	.417	7-18	.389	7-11	.636	5	27	32	31.8	17	13	21	4	8	54	68.1
vs Arizona	12/23/2023	96-95	Wot2	33-85	.388	7-25	.280	22-26	.846	23	29	52	33.5	20	18	12	1	12	95	70.3
at FGCU	12/30/2023	68-72	L	29-60	.483	9-21	.429	5-8	.625	8	22	30	33.2	19	13	9	4	7	72	70.5
East Carolina	01/02/2024	79-64	W	24-55	.436	6-15	.400	10-16	.625	12	20	32	33.1	13	6	10	2	6	64	70.0
at Charlotte	01/06/2024	68-70	L	26-58	.448	6-23	.261	12-13	.923	11	23	34	33.2	19	12	9	4	5	70	70.0
at Tulane	01/11/2024	85-84	W	32-62	.516	10-22	.455	10-16	.625	8	25	33	33.2	15	14	10	4	7	84	70.9
Total		1134		417-968	.431	120-350	.343	180-251	.717	175	356	531	33.2	278	168	201	41	94	1134	70.9
Fla. Atlantic		1314		476-969	.491	138-376	.367	224-325	.689	185	414	599	37.4	256	241	186	39	120	1314	82.1

Opponents Averages

Games Played	Points/game	FG Pct	3FG Pct	FT Pct	Rebounds/game	Assists/game	Turnovers/game	Assist/Turnover ratio	Steals/game	Blocks/game
16	70.9	43.1	34.3	71.7	33.2	10.5	12.6	0.8	5.9	2.6



OVERALL TEAM STATS

Game Records

Record	Overall	Home	Away	Neutral
ALL GAMES	12-4	5-1	1-2	6-1
CONFERENCE	2-1	1-0	1-1	0-0
NON-CONFERENCE	10-3	4-1	0-1	6-1

Score by Periods

Team	1st	2nd	OT	TOT
Fla. Atlantic	604	687	23	1314
Opponents	543	569	22	1134

Team Box Score

No.	Player	Total			3-Point		F-Throw		Rebounds				PF	DQ	A	TO	BLK	STL	PTS	AVG		
		GP-GS	MIN	AVG	FG-FGA	FG%	3FG-3FGA	3FG%	FT-FTA	FT%	OFF	DEF									TOT	AVG
1	DAVIS, Johnell	16-16	492:56	30.8	96-196	.490	28-63	.444	46-55	.836	27	80	107	6.7	48	0	42	41	4	29	266	16.6
50	GOLDIN, Vladislav	16-16	369:50	23.1	89-125	.712	0-0	.000	52-80	.650	36	79	115	7.2	40	2	8	30	23	9	230	14.4
15	MARTIN, Alijah	16-13	471:54	29.5	68-179	.380	37-104	.356	31-42	.738	23	54	77	4.8	26	1	20	22	3	26	204	12.8
2	BOYD, Nick	9-4	193:26	21.5	30-73	.411	16-48	.333	12-14	.857	0	17	17	1.9	16	0	16	7	0	8	88	9.8
4	GREENLEE, Bryan	16-5	422:04	26.4	45-105	.429	20-56	.357	10-19	.526	4	28	32	2.0	32	0	49	20	0	15	120	7.5
3	ROSADO, Giancarlo	14-0	216:57	15.5	34-55	.618	1-1	1.000	29-54	.537	18	39	57	4.1	26	0	22	19	6	2	98	7.0
12	GAFFNEY, Jalen	16-11	440:03	27.5	37-79	.468	13-29	.448	22-24	.917	13	44	57	3.6	20	0	50	19	0	10	109	6.8
23	WEATHERSPOON, Brandon	16-15	388:09	24.3	38-81	.469	19-51	.373	7-10	.700	19	29	48	3.0	17	0	23	7	0	14	102	6.4
25	CARROLL, Tre	13-0	82:22	6.3	18-37	.486	2-12	.167	10-13	.769	9	7	16	1.2	10	0	3	6	0	1	48	3.7
0	LORIENT, Brenen	15-0	133:16	8.9	15-31	.484	2-10	.200	5-13	.385	6	9	15	1.0	15	0	6	8	2	5	37	2.5
21	RALAT, Alejandro	1-0	05:12	5.2	1-2	.500	0-1	.000	0-0	.000	0	0	0	0.0	0	0	1	0	0	0	2	2.0
30	BEATH, Leo	4-0	08:50	2.2	2-3	.667	0-1	.000	0-0	.000	0	1	1	0.3	0	0	0	0	0	0	4	1.0
5	GAINES, Isaiah	8-0	19:39	2.5	3-3	1.000	0-0	.000	0-1	.000	0	5	5	0.6	6	0	1	1	1	1	6	0.8
13	JOHNSON, Jack	4-0	05:23	1.3	0-0	.000	0-0	.000	0-0	.000	0	0	0	0.0	0	0	0	0	0	0	0	0.0
Team											30	22	52				6					
Total		16	3250		476-969	.491	138-376	.367	224-325	.689	185	414	599	37.4	256	3	241	186	39	120	1314	82.1
Opponents		16	3250		417-968	.431	120-350	.343	180-251	.717	175	356	531	33.2	278	10	168	201	41	94	1134	70.9

Team Statistics

	FAU	OPP
Scoring	1314	1134
Points per game	82.1	70.9
Scoring margin	+11.3	-
Field goals-att	476-969	417-968
Field goal pct	.491	.431
3 point fg-att	138-376	120-350
3-point FG pct	.367	.343
3-pt FG made per game	8.6	7.5
Free throws-att	224-325	180-251
Free throw pct	.689	.717
F-Throws made per game	14.0	11.3
Rebounds	599	531
Rebounds per game	37.4	33.2
Rebounding margin	+4.3	-
Assists	241	168
Assists per game	15.1	10.5
Turnovers	186	201
Turnovers per game	11.6	12.6
Turnover margin	+0.9	-
Assist/turnover ratio	1.3	0.8
Steals	120	94
Steals per game	7.5	5.9
Blocks	39	41
Blocks per game	2.4	2.6
Winning streak	1	-
Home win streak	4	-
Attendance	18966	10466
Home games-Avg/Game	6-3161	3-3489
Neutral site-Avg/Game	-	7-5853

Team Results

Date	Opponent	Score	Att.
11/08/2023	vs Loyola Chicago	W 75-62	5361
11/14/2023	Eastern Mich.	W 100-57	3161
11/18/2023	Bryant	L 52-61	3161
11/23/2023	vs Butler	W 91-86	3061
11/24/2023	vs Texas A&M	W 96-89	2194
11/26/2023	vs Virginia Tech	W 84-50	2528
11/30/2023	Liberty	W 83-58	3161
12/02/2023	Col. of Charleston	W 90-74	3161
12/05/2023	vs Illinois	L 89-98	17873
12/13/2023	FIU	W 94-60	3161
12/16/2023	vs St. Bonaventure	W 64-54	2745
12/23/2023	vs Arizona	Wot2 96-95	7207
12/30/2023	at FGCU	L 68-72	4633
01/02/2024	East Carolina	W 79-64	3161
01/06/2024	at Charlotte	L 68-70	3785
01/11/2024	at Tulane	W 85-84	2048



BOX SCORES



Official Basketball Box Score - Final
Fla. Atlantic at Loyola Chicago
11/08/23 Eleanor R. Baldwin Arena, Chicago
2023-24 Men's Basketball

Game Time: 6:00 PM
Game Duration: 2:17

Officials: Lamar Simpson, Pat Adams, Connor Mooney

Fla. Atlantic - 75 Record: 1-0
Table with columns: NO. Name, Min, FG, 3P, FT, Rebounds, Fouls, TP, AS, TO, ST, Blocks, +/-

Shooting By Period
1st FG% 14-27 51.9%
3PT% 7-14 50.0%
FT% 8-10 80.0%

Technical Fouls:NONE

Loyola Chicago - 62 Record: 0-1
Table with columns: NO. Name, Min, FG, 3P, FT, Rebounds, Fouls, TP, AS, TO, ST, Blocks, +/-

Shooting By Period
1st FG% 9-24 37.5%
3PT% 3-9 33.3%
FT% 9-10 90.0%

Technical Fouls:NONE

Summary statistics: Biggest lead, Best Scoring Run, Lead Changes, Times Tied, Time with Lead

Game Notes:FAU #50 Vladislav Goldin named game's Most Outstanding Player



Official Basketball Box Score - Final
Bryant at #10 Fla. Atlantic
11/18/23 Eleanor R. Baldwin Arena, Boca Raton
2023-24 Men's Basketball

Game Time: 6:00 PM
Game Duration: 2:07
Attendance: 3,161

Officials: Terry Oglesby, Patrick Evans, Courtney Green

Bryant - 61 Record: 2-3
Table with columns: NO. Name, Min, FG, 3P, FT, Rebounds, Fouls, TP, AS, TO, ST, Blocks, +/-

Shooting By Period
1st FG% 10-31 32.3%
3PT% 4-14 28.6%
FT% 2-2 100%

Technical Fouls:Bench 1st 10:46

#10 Fla. Atlantic - 52 Record: 2-1
Table with columns: NO. Name, Min, FG, 3P, FT, Rebounds, Fouls, TP, AS, TO, ST, Blocks, +/-

Shooting By Period
1st FG% 11-35 31.4%
3PT% 4-16 25.0%
FT% 3-7 42.9%

Technical Fouls:NONE

Summary statistics: Biggest lead, Best Scoring Run, Lead Changes, Times Tied, Time with Lead



Official Basketball Box Score - Final
Eastern Mich. at Fla. Atlantic
11/14/23 Eleanor R. Baldwin Arena, Boca Raton
2023-24 Men's Basketball

Game Time: 7:00 PM
Game Duration: 1:50
Attendance: 3,161

Officials: Jason Baker, Shaun Seales, Rick Crawford

Eastern Mich. - 57 Record: 1-2
Table with columns: NO. Name, Min, FG, 3P, FT, Rebounds, Fouls, TP, AS, TO, ST, Blocks, +/-

Shooting By Period
1st FG% 11-28 39.3%
3PT% 1-8 12.5%
FT% 5-6 83.3%

Technical Fouls:NONE

Fla. Atlantic - 100 Record: 2-0
Table with columns: NO. Name, Min, FG, 3P, FT, Rebounds, Fouls, TP, AS, TO, ST, Blocks, +/-

Shooting By Period
1st FG% 21-36 58.3%
3PT% 6-14 42.9%
FT% 3-5 60%

Technical Fouls:NONE

Summary statistics: Biggest lead, Best Scoring Run, Lead Changes, Times Tied, Time with Lead



Official Basketball Box Score - Final
Fla. Atlantic at Butler
11/23/23 State Farm Field House, Lake Buena Vista, Fla.
2023-24 Men's Basketball

Game Time: 2:30 PM
Game Duration: 2:05
Attendance: 3,061

Officials: Rick Crawford, Earl Walton, Tyler Kumpf

Fla. Atlantic - 91 Record: 3-1
Table with columns: NO. Name, Min, FG, 3P, FT, Rebounds, Fouls, TP, AS, TO, ST, Blocks, +/-

Shooting By Period
1st FG% 20-33 60.6%
3PT% 2-9 22.2%
FT% 4-5 80%

Technical Fouls:NONE

Butler - 86 Record: 3-2
Table with columns: NO. Name, Min, FG, 3P, FT, Rebounds, Fouls, TP, AS, TO, ST, Blocks, +/-

Shooting By Period
1st FG% 17-29 58.6%
3PT% 4-7 57.1%
FT% 4-5 80%

Technical Fouls:NONE

Summary statistics: Biggest lead, Best Scoring Run, Lead Changes, Times Tied, Time with Lead





BOX SCORES



Official Basketball Box Score - Final
Texas A&M at Fla. Atlantic
11/24/23 State Farm Field House, Lake Buena Vista, Fla.
2023-24 Men's Basketball

Game Time: 11:50 AM
Game Duration: 2:12

Officials: Doug Simmons, Byron Jarrett, Chance Moore

Table with columns: NO. Name, Min, FG, 3P, FT, Rebounds, Fouls, TP, AS, TO, ST, Blocks, +/-

Shooting By Period table with columns: 1st FG%, 3PT%, 2nd FG%, 3PT%, GM FG%, FT%



Official Basketball Box Score - Final
Liberty at #13 Fla. Atlantic
11/30/23 Eleanor R. Baldwin Arena, Boca Raton
2023-24 Men's Basketball

Game Time: 6:00 PM
Game Duration: 1:59
Attendance: 3,161

Officials: Bart Lenox, Vladimir Voyard-Tadai, Paul Saiz

Table with columns: NO. Name, Min, FG, 3P, FT, Rebounds, Fouls, TP, AS, TO, ST, Blocks, +/-

Shooting By Period table with columns: 1st FG%, 3PT%, 2nd FG%, 3PT%, GM FG%, FT%

Table with columns: NO. Name, Min, FG, 3P, FT, Rebounds, Fouls, TP, AS, TO, ST, Blocks, +/-

Shooting By Period table with columns: 1st FG%, 3PT%, 2nd FG%, 3PT%, GM FG%, FT%

Table with columns: NO. Name, Min, FG, 3P, FT, Rebounds, Fouls, TP, AS, TO, ST, Blocks, +/-

Shooting By Period table with columns: 1st FG%, 3PT%, 2nd FG%, 3PT%, GM FG%, FT%

Summary table with columns: TAM, FAU, Points from Turnovers, Paint, Second Chance, Fast Breaks, Bench

Summary table with columns: LIB, FAU, Points from Turnovers, Paint, Second Chance, Fast Breaks, Bench



Official Basketball Box Score - Final
Col. of Charleston at #13 Fla. Atlantic
12/02/23 Eleanor R. Baldwin Arena, Boca Raton
2023-24 Men's Basketball

Game Time: 6:00 PM
Game Duration: 2:25
Attendance: 3,161

Officials: Joe Lindsay, Don Daly, Patrick Evans

Table with columns: NO. Name, Min, FG, 3P, FT, Rebounds, Fouls, TP, AS, TO, ST, Blocks, +/-

Shooting By Period table with columns: 1st FG%, 3PT%, 2nd FG%, 3PT%, GM FG%, FT%



Official Basketball Box Score - Final
Fla. Atlantic at Illinois
12/05/23 Madison Square Garden, New York
2023-24 Men's Basketball

Game Time: 4:30 PM
Game Duration: 2:04
Attendance: 17,873

Officials: Brian Dorsey, Jeff Anderson, KB Burdett

Table with columns: NO. Name, Min, FG, 3P, FT, Rebounds, Fouls, TP, AS, TO, ST, Blocks, +/-

Shooting By Period table with columns: 1st FG%, 3PT%, 2nd FG%, 3PT%, GM FG%, FT%

Table with columns: NO. Name, Min, FG, 3P, FT, Rebounds, Fouls, TP, AS, TO, ST, Blocks, +/-

Shooting By Period table with columns: 1st FG%, 3PT%, 2nd FG%, 3PT%, GM FG%, FT%

Table with columns: NO. Name, Min, FG, 3P, FT, Rebounds, Fouls, TP, AS, TO, ST, Blocks, +/-

Shooting By Period table with columns: 1st FG%, 3PT%, 2nd FG%, 3PT%, GM FG%, FT%

Summary table with columns: COC, FAU, Points from Turnovers, Paint, Second Chance, Fast Breaks, Bench

Summary table with columns: FAU, ILL, Points from Turnovers, Paint, Second Chance, Fast Breaks, Bench





BOX SCORES



Official Basketball Box Score - Final
FIU at #15 Fla. Atlantic
12/13/23 Cleator R. Baldwin Arena, Boca Raton
2023-24 Men's Basketball

Game Time: 7:00 PM
Game Duration: 2:50
Attendance: 3,161

Officials: Pat Adams, Todd Austin, Tony Chiazzo

Table with 15 columns: NO. Name, Min, FG, 3P, FT, Rebounds, Fouls, TP, AS, TO, ST, Blocks, +/-

Shooting By Period
1st FG% 8.30 26.7%
3PT% 3.14 21.4%
FT% 1.2 50%

Table with 15 columns: NO. Name, Min, FG, 3P, FT, Rebounds, Fouls, TP, AS, TO, ST, Blocks, +/-

Shooting By Period
1st FG% 16.26 61.5%
3PT% 5.10 50.0%
FT% 6.16 37.5%

Summary table with columns: FIU, FAU, Biggest lead, Best Scoring Run, Lead Changes, Times Tied, Time with Lead



Official Basketball Box Score - Final
Fla. Atlantic at Arizona
12/23/23 T-Mobile Arena, Las Vegas
2023-24 Men's Basketball

Game Time: 12:00 PM
Game Duration: 2:42
Attendance: 7,207

Officials: Byron Jarrett, Pat Adams, Randy McCall

Table with 15 columns: NO. Name, Min, FG, 3P, FT, Rebounds, Fouls, TP, AS, TO, ST, Blocks, +/-

Shooting By Period
1st FG% 12.30 40.0%
3PT% 2.12 16.7%
FT% 5.6 83.3%

Table with 15 columns: NO. Name, Min, FG, 3P, FT, Rebounds, Fouls, TP, AS, TO, ST, Blocks, +/-

Shooting By Period
1st FG% 14.38 36.8%
3PT% 2.10 20.0%
FT% 7.8 87.5%

Summary table with columns: FAU, ARI, Biggest lead, Best Scoring Run, Lead Changes, Times Tied, Time with Lead



Official Basketball Box Score - Final
Fla. Atlantic at St. Bonaventure
12/16/23 MassMutual Center, Springfield
2023-24 Men's Basketball

Game Time: 4:00 PM
Game Duration: 2:57
Attendance: 2,745

Officials: Mike Kils, Mike Milone, Dan Powers

Table with 15 columns: NO. Name, Min, FG, 3P, FT, Rebounds, Fouls, TP, AS, TO, ST, Blocks, +/-

Shooting By Period
1st FG% 11.25 44.0%
3PT% 3.10 30.0%
FT% 2.4 50%

Table with 15 columns: NO. Name, Min, FG, 3P, FT, Rebounds, Fouls, TP, AS, TO, ST, Blocks, +/-

Shooting By Period
1st FG% 11.26 42.3%
3PT% 4.8 50.0%
FT% 0.0 0%

Summary table with columns: FAU, BON, Biggest lead, Best Scoring Run, Lead Changes, Times Tied, Time with Lead



Official Basketball Box Score - Final
Fla. Atlantic at FGCU
12/30/23 Alco Arena, Fort Myers, Fla.
2023-24 Men's Basketball

Game Time: 7:00 PM
Game Duration: 2:55
Attendance: 4,633

Officials: Lardon Brandes, Shane Land, Michael Wallace

Table with 15 columns: NO. Name, Min, FG, 3P, FT, Rebounds, Fouls, TP, AS, TO, ST, Blocks, +/-

Shooting By Period
1st FG% 11.27 40.7%
3PT% 1.7 14.3%
FT% 7.13 53.8%

Table with 15 columns: NO. Name, Min, FG, 3P, FT, Rebounds, Fouls, TP, AS, TO, ST, Blocks, +/-

Shooting By Period
1st FG% 16.32 50.0%
3PT% 4.9 44.4%
FT% 3.5 60%

Summary table with columns: FAU, FGCU, Biggest lead, Best Scoring Run, Lead Changes, Times Tied, Time with Lead





BOX SCORES



Official Basketball Box Score - Final
East Carolina at #17 Fla. Atlantic
01/02/24 Eleanor R. Baldwin Arena, Boca Raton
2023-24 Men's Basketball

Game Time: 7:00 PM
Game Duration: 2:10
Attendance: 3,161

Officials: Chuck Jones, Steven Anderson, Brian Dorsey

Table with columns: NO., Name, Min, FG, 3P, FT, Rebounds, Fouls, TP, AS, TO, ST, Blocks, +/-

Shooting By Period table with columns: 1st, 2nd, 3rd, GM FG%, FT%, Dead Ball Rebounds

Table with columns: NO., Name, Min, FG, 3P, FT, Rebounds, Fouls, TP, AS, TO, ST, Blocks, +/-

Shooting By Period table with columns: 1st, 2nd, 3rd, GM FG%, FT%, Dead Ball Rebounds

Summary table with columns: Biggest lead, Best Scoring Run, Lead Changes, Times Tied, Time with Lead



Official Basketball Box Score - Final
Fla. Atlantic at Charlotte
01/02/24 Hinton Arena, Charlotte
2023-24 Men's Basketball

Game Time: 4:00 PM
Game Duration: 2:08
Attendance: 3,795

Officials: John Hampton, Lucas Santos, Josue Nieves

Table with columns: NO., Name, Min, FG, 3P, FT, Rebounds, Fouls, TP, AS, TO, ST, Blocks, +/-

Shooting By Period table with columns: 1st, 2nd, 3rd, GM FG%, FT%, Dead Ball Rebounds

Table with columns: NO., Name, Min, FG, 3P, FT, Rebounds, Fouls, TP, AS, TO, ST, Blocks, +/-

Shooting By Period table with columns: 1st, 2nd, 3rd, GM FG%, FT%, Dead Ball Rebounds

Summary table with columns: Biggest lead, Best Scoring Run, Lead Changes, Times Tied, Time with Lead



Official Basketball Box Score - Final
Fla. Atlantic at Tulane
01/11/24 Aaron B. Fogelman Arena in Devin Fieldhouse, New Orleans
2023-24 Men's Basketball

Game Time: 6:01 PM
Game Duration: 2:13
Attendance: 2,048

Officials: Doug Shoves, K.B. Burdett Jr., Chuck Jones

Table with columns: NO., Name, Min, FG, 3P, FT, Rebounds, Fouls, TP, AS, TO, ST, Blocks, +/-

Shooting By Period table with columns: 1st, 2nd, 3rd, GM FG%, FT%, Dead Ball Rebounds

Table with columns: NO., Name, Min, FG, 3P, FT, Rebounds, Fouls, TP, AS, TO, ST, Blocks, +/-

Shooting By Period table with columns: 1st, 2nd, 3rd, GM FG%, FT%, Dead Ball Rebounds

Summary table with columns: Biggest lead, Best Scoring Run, Lead Changes, Times Tied, Time with Lead



TEAM NATIONAL & AAC RANKINGS

Statistic	National Conference		Value National Leader	Value	Conference Leader	Value	
	Rank	Rank					
Assist/Turnover Ratio (351 ranked)	94	4	1.30	BYU	2.04	Charlotte	1.41
Assists Per Game (351 ranked)	95	3	15.1	BYU	21.6	SMU	15.7
Bench Points per game (351 ranked)	144	7	22.50	A&M-Corpus Christi	40.27	South Fla.	28.31
Blocks Per Game (351 ranked)	303	13	2.4	Ole Miss	6.7	SMU	5.1
Effective FG pct (351 ranked)	23	2	0.562	Indiana St.	0.609	Tulane	0.574
Fastbreak Points (351 ranked)	114	7	11.88	TCU	23.80	UAB	14.60
Field Goal Percentage (351 ranked)	22	2	49.1	Wright St.	54.1	Tulane	50.7
Field Goal Percentage Defense (351 ranked)	173	9	43.1	Houston	34.6	SMU	36.6
Fouls Per Game (351 ranked)	111	6	16.0	Creighton	10.9	Rice	13.9
Free Throw Attempts Per Game (351 ranked)	138	9	20.3	Tulane	28.1	Tulane	28.1
Free Throw Percentage (351 ranked)	247	12	68.9	Stetson	83.1	Charlotte	76.5
Free Throws Made Per Game (351 ranked)	168	9	14.0	Tulane	20.6	Tulane	20.6
Rebound Margin (351 ranked)	92	5	4.3	Arizona	13.9	Wichita St. SMU	6.3 6.3
Rebounds (Defensive) Per Game (351 ranked)	164	9	25.88	UT Martin	31.88	Wichita St.	29.93
Rebounds (Offensive) Per Game (351 ranked)	118	8	11.56	Texas A&M	18.33	UAB	13.80
Rebounds Per Game (351 ranked)	126	7	37.44	Florida	45.13	Wichita St.	42.73
Scoring Defense (351 ranked)	162	7	70.9	Houston	50.3	North Texas	58.9
Scoring Margin (351 ranked)	53	2	11.3	Houston	25.0	SMU	12.9
Scoring Offense (351 ranked)	34	2	82.1	Arizona	92.6	Tulane	86.7
Steals Per Game (351 ranked)	112	7	7.5	Bethune-Cookman	12.9	Tulane	9.9
Three Point Attempts Per Game (351 ranked)	123	5	23.5	North Florida	35.9	UTSA	29.4
Three Point Percentage (351 ranked)	60	2	36.7	Baylor	43.3	North Texas	37.8
Three Point Percentage Defense (351 ranked)	243	10	34.3	UMass Lowell	25.7	SMU	26.3
Three Pointers Per Game (351 ranked)	73	3	8.6	North Florida	12.6	UTSA	10.4
Turnover Margin (351 ranked)	147	7	0.9	Houston	8.0	Tulane	4.1
Turnovers Forced Per Game (351 ranked)	175	9	12.56	Bethune-Cookman	19.21	Tulane	15.33
Turnovers Per Game (351 ranked)	124	6	11.6	Virginia	8.3	Charlotte	9.7
Winning Percentage (350 ranked)	51	2	75.0	4 teams tied	93.8	Memphis	87.5

INDIVIDUAL NATIONAL & AAC RANKINGS

Statistic	Player	National Conference		Value National Leader	Value	Conference Leader	Value	
		Rank	Rank					
Assist/Turnover Ratio (349 ranked)	Jalen Gaffney Bryan Greenlee	51 78	4 6	2.63 2.45	Aly Khalifa, BYU	6.75	Bobby Pettiford, East Carolina	3.65
Assists (339 ranked)	Jalen Gaffney Bryan Greenlee	279 296	11 12	50 49	Darius Brown II, Utah St.	121	Christian Tucker, UTSA	86
Assists Per Game (350 ranked)	Jalen Gaffney Bryan Greenlee	326 340	14 15	3.1 3.1	Savion Lewis, Quinnipiac	7.9	Christian Tucker, UTSA	5.4
Blocks (345 ranked)	Vladislav Goldin	94	5	23	Isaiah Cozart, Eastern Ky.	63	Yaxel Lendeborg, UAB	35
Blocks Per Game (350 ranked)	Vladislav Goldin	103	5	1.44	Isaiah Cozart, Eastern Ky.	4.20	Yaxel Lendeborg, UAB	2.33
Double Doubles (349 ranked)	Vladislav Goldin Johnell Davis	47 210	3 10	5 2	Vonterius Woolbright, Western Caro. Enrique Freeman, Akron	13 13	Yaxel Lendeborg, UAB Brandon Johnson, East Carolina	6 6
Field Goal Attempts (343 ranked)	Johnell Davis Alijah Martin	168 270	7 8	196 179	Tyler Thomas, Hofstra	313	Hysier Miller, Temple	269
Field Goal Percentage (350 ranked)	Vladislav Goldin Johnell Davis	1 157	1 3	71.2 49.0	Vladislav Goldin, Fla. Atlantic	71.2	Vladislav Goldin, Fla. Atlantic	71.2
Field Goals (332 ranked)	Johnell Davis Vladislav Goldin	91 158	2 6	96 89	Tommy Bruner, Denver	133	David Jones, Memphis	103
Free Throw Attempts (334 ranked)	Vladislav Goldin	116	6	80	Zach Edey, Purdue	154	PJ Haggerty, Tulsa	134
Free Throw Percentage (350 ranked)	Johnell Davis	128	6	83.6	Lonnell Martin, Ark.-Pine Bluff	97.8	Igor Milicic Jr., Charlotte	88.4
Free Throws (338 ranked)	Vladislav Goldin Johnell Davis	201 307	11 20	52 46	Drew Pember, UNC Asheville	132	PJ Haggerty, Tulsa	105
Minutes Per Game (350 ranked)					Ethan Taylor, Air Force	38:51	Sion James, Tulane	36:55
Points (350 ranked)	Johnell Davis Vladislav Goldin	109 266	3 10	266 230	Tommy Bruner, Denver	431	David Jones, Memphis	336
Points Per Game (348 ranked)	Johnell Davis Vladislav Goldin	146 326	5 15	16.6 14.4	Tommy Bruner, Denver	25.4	David Jones, Memphis	21.0
Rebounds (333 ranked)	Vladislav Goldin Johnell Davis	136 199	6 12	115 107	Drew Cisse, Western Ill.	208	Yaxel Lendeborg, UAB	140
Rebounds (Defensive) Per Game (350 ranked)	Johnell Davis Vladislav Goldin	179 194	9 12	5.00 4.94	Vonterius Woolbright, Western Caro.	10.13	Kevin Cross, Tulane	7.29
Rebounds (Offensive) Per Game (346 ranked)	Vladislav Goldin	219	14	2.25	Drew Cisse, Western Ill.	4.82	Javian Davis, UAB Max Fiedler, Rice	3.60 3.60
Rebounds Per Game (349 ranked)	Vladislav Goldin Johnell Davis	171 221	9 13	7.2 6.7	Enrique Freeman, Akron	13.0	Yaxel Lendeborg, UAB	9.3
Steals (309 ranked)	Johnell Davis Alijah Martin	82 139	7 11	29 26	Arturo Dean, FIU	67	Eric Gaines, UAB	39
Steals Per Game (341 ranked)	Johnell Davis Alijah Martin	103 166	9 13	1.81 1.63	Arturo Dean, FIU	3.94	Eric Gaines, UAB	2.60
Three Point Attempts (339 ranked)	Alijah Martin	95	3	104	Tyler Thomas, Hofstra	177	Hysier Miller, Temple	122
Three Point Percentage (107 ranked)					Wooga Poplar, Miami (FL)	50.7	Jason Edwards, North Texas	39.3
Three Pointers Per Game (335 ranked)	Alijah Martin	151	5	2.31	Tyler Thomas, Hofstra	4.25	Colby Rogers, Wichita St.	2.67
Total 3-point FGM (322 ranked)	Alijah Martin	115	2	37	Tyler Thomas, Hofstra	68	Colby Rogers, Wichita St.	40
Triple Doubles (3 ranked)					Kevin McCullar Jr., Kansas Kevin Cross, Tulane	2 2	Kevin Cross, Tulane	2



TV ROSTER



#0 BRENEN LORIENT
SO | F | 6-9 | 200
Ocala, Fla.




#1 JOHNNELL DAVIS
JR | G | 6-4 | 203
Gary, Ind.



#2 NICK BOYD
R-SO | G | 6-3 | 175
Garnerville, N.Y.



#3 GIANCARLO ROSADO
JR | F | 6-8 | 247
West Palm Beach, Fla.



#4 BRYAN GREENLEE
SR | G | 6-0 | 191
Gainesville, Fla.




#5 ISAIAH GAINES
JR | F | 6-8 | 225
Pensacola, Fla.



#11 JAKEL POWELL
FR | G | 6-5 | 175
Raleigh, N.C.



#12 JALEN GAFFNEY
SR | G | 6-3 | 185
Columbus, N.J.



#13 JACK JOHNSON
R-FR | G | 6-4 | 185
White Plains, N.Y.



#15 ALIJAH MARTIN
JR | G | 6-2 | 210
Summit, Miss.



#21 ALEJANDRO RALAT
R-JR | G | 6-0 | 160
San Juan, Puerto Rico



#22 DEVIN VANTERPOOL
FR | G | 6-4 | 175
Laurel, Md.



#23 BRANDON WEATHERSPOON
SR | G | 6-4 | 186
Canton, Miss.



#25 TRE CARROLL
R-SO | F | 6-7 | 227
Punta Gorda, Fla.




#30 LEO BEATH
R-FR | F | 6-8 | 210
Malibu, Calif.



#50 VLAD GOLDIN
JR | C | 7-11 | 240
Nalchick, Russia

TV ROSTER



DUSTY MAY
Head Coach



KYLE CHURCH
Assistant Coach



TODD ABERNETHY
Assistant Coach



DREW WILLIAMSON
Assistant Coach



BRANDON GILBERT
Assistant to the Head
Coach



KT HARRELL
Director of
Basketball Operations



SEAN ALARCON
Director of
Player Development



BRENDAN RIGGS
Graduate Assistant



KASEY HILL
Graduate Assistant



DMITRY FEDOSEEV
Graduate Assistant