



2021-22

# FAU MEN'S BASKETBALL

www.FAUSports.com

Andy Seeley, Sr. Associate AD / External Relations  
aseeley@fau.edu • Cell - 407.342.1406

## 2021-22 Schedule/Results

Date	Opponent	Time
Nov. 10	at New Mexico	L, 99-92
NOV. 13	WARNER	W, 78-56
NOV. 16	MIAMI	L, 68-66
The Paradise Classic		
NOV. 19	UT MARTIN	W, 75-67
NOV. 20	NORTH DAKOTA	W, 98-79
NOV. 22	TROY	L, 83-78 (OT)
NOV. 28	JAMES MADISON	L, 69-65
DEC. 1	STETSON	W, 83-73
DEC. 5	NORTH FLORIDA	W, 76-41
DEC. 8	PALM BEACH ATLANTIC	W, 84-63
Dec. 15	at VCU	L, 66-46
DEC. 17	FLORIDA TECH	W, 78-55
Dec. 21	at High Point	L, 55-52
Jan. 8	at Marshall ^	W, 90-77
Jan. 13	at Middle Tennessee ^	L, 70-57
Jan. 15	at UAB ^	L, 76-65
JAN. 17	CHARLOTTE ^	W, 96-67
JAN. 20	WKU ^	W, 78-69
JAN. 22	MARSHALL ^	W, 71-60
Jan. 27	at UTEP ^	L, 70-68
Jan. 29	at UTSA ^	W, 73-64
FEB. 3	LOUISIANA TECH ^	W, 83-73
FEB. 5	SOUTHERN MISS ^	W, 84-57
FEB. 8	OLD DOMINION ^	W, 81-62
Feb. 10	at WKU ^	L, 76-69
FEB. 17	NORTH TEXAS ^	L, 54-51
FEB. 19	MIDDLE TENNESSEE ^	L, 87-79
Feb. 24	at Old Dominion ^	L, 70-51
Feb. 26	at Charlotte ^	W, 74-69
March 3	at FIU ^	W, 71-51
MARCH 5	FIU ^	W, 84-76
March 9	vs. S. Miss*	W, 86-59
March 10	vs. UAB*	L, 80-66
March 20	vs. Northern Colorado\$	2:30 p.m.

^ C-USA Game All times Eastern  
\* C-USA Championship Tournament Game  
\$ College Basketball Invitational Game

## Record Breakdown

Overall	19-14
Conference USA	11-7
Home	13-4
Away	4-8
Neutral	1-1
vs. Mountain West Conference	0-1
vs. Atlantic Coast Conference	0-1
vs. Ohio Valley Conference	1-0
vs. Summit League	1-0
vs. Sun Belt Conference	0-1
vs. Colonial Athletic Association	0-1
vs. Atlantic Sun Conference	2-0
vs. Atlantic 10 Conference	0-1
vs. Big South Conference	0-1
vs. Non-Division I	3-0

## Game #34

**Florida Atlantic Owls • 19-14**

**VS**

**Northern Colorado Bears • 20-15**

The Ocean Center • Daytona Beach, Fla. • March 20 • 2:30 p.m. ET

**Radio:** Fox Sports 640 AM

**TV/Stream:** FloHoops

**Series Records:** First Meeting

**Last Meeting:** N/A



## Owls Face Northern Colorado in CBI Opener

The Florida Atlantic University men's basketball team can add to the accolades of an already historic season at the College Basketball Invitational (CBI). The Owls open CBI play vs. Northern Colorado Sunday at 2:30 p.m.

The Owls set a new program-best for wins in Conference USA with 11 in the 2021-22 season, besting 2018-19's eight. The Owls have also clinched a fourth-consecutive winning season for FAU, a first in program history. A victory Sunday over Northern Colorado would be the program's first-ever postseason tournament victory and would also secure just the third 20-win season in program history (and just the second as a D-I program).

FAU has never faced off with Northern Colorado on the hardwood. The Bears were 20-15 overall and finished third in the Big Sky Conference regular season standings. UNC was one win away from the NCAA Tournament, falling 87-66 to Montana State in the Big Sky Conference Tournament championship game.

FAU is 0-3 all-time in postseason tournament play, dropping games in the NCAA Tournament (2002), the NIT (2011) and the CIT (2019). This is the Owls' first appearance in the CBI. Northern Colorado's most recent appearance in a postseason tournament was the 2018 CIT, which the Bears went on to win.

The FAU-UNC CBI tilt will be heard in the South Florida area on Fox Sports 640 AM and will be streamed on FloHoops.

### Coaching Matchup

**FAU - Dusty May**  
**Overall Record:** 66-55 (4th season)  
**FAU Record:** Same  
**vs. Smiley:** First meeting

**UNC - Steve Smiley**  
**Overall Record:** 20-15 (1st season)  
**UNC Record:** Same  
**vs. May:** First meeting

**FAU Men's Basketball Notes**

www.FAUSports.com

# 2021-22 FAU MEN'S BASKETBALL GAME NOTES

## General Information

Location.....	Boca Raton, Fla.
Founded.....	1961
Enrollment.....	30,522
Nickname.....	Owls
Colors.....	Blue and Red
Arena.....	Abessinio Court at FAU Arena (2,500)
Affiliation.....	Division I
Conference.....	Conference USA
Athletics Phone.....	(561) 297-3199
Ticket Office Phone.....	(561) 297-0579
President.....	Dr. John Kelly
Athletics Director.....	Brian White
SWA.....	Mary Giardina

## History

First Year.....	1988-89
Seasons Played.....	33
First Season in DI.....	1994-95
All-Time Record.....	<b>434-605</b>
Division I Record.....	<b>330-533</b>
Conference Titles.....	1 (ASUN, 2002)
Postseason Appearances.....	Three
.....	2002 NCAA, 2011 NIT, 2019 CIT
NCAA Tournament.....	0-1

## 2020-21 In Review

Overall Record.....	13-10
Home.....	7-1
Away.....	4-7
Conference.....	7-5
C-USA Finish.....	4th/East
Starters Returning/Lost.....	2/3
Letterwinners Returning/Lost.....	11/3
Newcomers.....	5

## Coaching and Support Staff

Head Coach.....	Dusty May
Alma Mater.....	Indiana '00
Record at FAU (Years).....	<b>66-55</b> (4th year)
C-USA Record (Years).....	<b>35-32</b> (4th year)
Career Record (Years).....	Same
Assistant Coach (Alma Mater).....	Kyle Church (Charlotte '10)
Assistant Coach (Alma Mater).....	Todd Abernethy (Ole Miss '07)
Assistant Coach (Alma Mater).....	Drew Williamson (ODU '07)
Director of Operations (Alma Mater).....	Ben Gonzalez (UF '17)
Asst. to the Head Coach (Alma Mater).....	Brandon Gilbert (UF '14)
Graduate Assistant (Alma Mater).....	Zack McKeown (Indiana '20)
Managers.....	Norman Gomez, Albert Hernandez, Tyler Mumford, AJ Peretto, Christian Russo, Joshua Smith, Malachi Thomas, Blake Ulmer
Athletic Trainer.....	Joe Ramos
Strength & Conditioning Coach.....	Matt Thomas
Basketball Office Phone.....	(561) 297-0097

## Media Relations

Assistant AD.....	Katrina McCormack
Sr. Associate AD (MBB).....	Andy Seeley
Phone.....	407.342.1406
Email.....	aseeley@fau.edu
Twitter.....	@FAUMBB
Instagram.....	@FAUMBB
Facebook.....	FAUMBB
Athletics Website.....	FAUSports.com
The Voice of FAU.....	Ken LaVicka
.....	Fox Sports 640AM South Florida

## History Made

FAU has clinched its fourth consecutive winning season, a first in program history, making Dusty May the first Owls' head coach ever to lead a team to four straight winning seasons as well.

Back in 1992, Tim Loomis coached the Owls to three straight seasons with a winning percentage above .500 while the team was a member of NCAA Division II.

## Cleaning the Glass

Rebounding has been a point of emphasis for the Owls. FAU is currently No. 3 in CUSA and No. 59 in the nation in rebound margin at +4.3. In 25 of 33 games this year, FAU has tied or outrebounded the opposition. FAU has owned the rebounding edge by 10 or more nine times, with a high of +19 (at Charlotte).

## Big-Time Bench

FAU's bench has been a key factor this season. The Owls' reserves have outscored the opponent bench 21 times this season and FAU is 15-6 in those contests. The Owls' bench outscores the opposition by an average of 24.1-18.4 points per game.

## Scoring Record Broken

The Owls have scored 2,448 points so far this season, breaking the school record for most points in a single season. The 2007-08 team scored 2,367. FAU averages 74.2 points per game.

## 2021-22 Roster Breakdown

### Returners (11)

#	Name	Ht.	Wt.	Pos.	Yr.	20-21 GP-GS	PPG	RPG
0	Nicholas Boyd	6-3	175	G	Fr. (2nd yr.)	23-0	5.1	2.0
1	Madiaw Niang	6-9	230	F	Jr.	22-0	1.5	1.7
2	Everett Winchester	6-6	212	G	Gr.	22-14	5.5	4.3
3	Giancarlo Rosado	6-8	247	F	Fr. (2nd yr.)	20-0	3.1	1.8
4	Bryan Greenlee	6-0	191	G	So.	23-23	10.0	3.0
10	Johnell Davis	6-4	203	G	Fr. (2nd yr.)	23-0	3.2	2.8
11	Michael Forrest	6-1	174	G	Jr.	23-17	12.5	3.7
15	Aljiah Martin	6-2	210	G	Fr. (2nd yr.)	21-2	4.2	2.4
21	Alejandro Ralat	6-0	160	G	R-Fr.	7-0	1.3	0.1
32	Brant Ulmer	6-7	201	F	R-Fr.	5-0	0.4	0.4
35	Dardan Kapiti	6-10	213	F	So.	20-0	2.0	1.9

### Newcomers (5)

#	Name	Ht.	Wt.	Pos.	Yr.	Hometown (Prev. School)
5	Bogdan Zimonjic	6-5	190	G	Fr. (True)	Belgrade, Serbia (Gimnazija Sveti Sava)
12	Tre Carroll	6-7	227	F	Fr. (True)	Punta Gorda, Fla. (Charlotte HS)
20	Bitumba Baruti	6-7	220	F	Gr.	Lubumbashi, DRC (East Carolina)
23	Brandon Weatherspoon	6-4	186	G	So.	Canton, Miss. (Holmes CC)
50	Vlad Goldin	7-1	240	C	Fr. (2nd yr.)	Nalchick, Russia (Texas Tech)

### By State

By Class	Count
Freshmen.....	9
Sophomores.....	3
Juniors.....	2
Seniors/GS.....	2

### By Country

Florida.....	5	USA (inc. PR).....	11
Mississippi.....	2	DRC.....	1
Indiana.....	1	Kosovo.....	1
Maryland.....	1	Russia.....	1
New York.....	1	Serbia.....	1
		Senegal.....	1

# 2021-22 FAU MEN'S BASKETBALL GAME NOTES

## Martin Making His Mark

After averaging 4.2 points in his first season, Alijah Martin is scoring 13.9 ppg this season to lead the team. He has reached 10+ points in 25 of 32 games this year. He tallied 10+ points just 4 times in 2020-21. He leads the team in 3-point percentage, shooting .400, which ranks No. 3 in C-USA and No. 35 in the nation. As a 6-foot 2-inch guard, Martin's 5.3 rebounds per game leads the team. He's also leading the team in steals with 1.6 per game. Martin was named All-Conference USA Third Team earlier this month, making him just the fourth Owl to be named to an All-CUSA first, second or third team.

## Seeing the Forrest For the Threes

Michael Forrest, named All-CUSA Honorable Mention and Second Team All-District by the NABC earlier this month, is one of the most prolific 3-point shooters in Conference USA. He is currently No. 7 in the league and No. 94 in the nation in 3-pointers per game (2.52) and, No. 3 in CUSA in 3-pointers attempted (235). His .353 percentage from beyond the arc is No. 7 in C-USA and No. 85 in the nation. At 249 career 3-point field goals, he sits third all-time in FAU history.

Forrest has hit at least one 3-pointer in 107 of 121 career games and has made at least one in 83 of 88 games over the past three seasons. Forrest scored a season-high 27 points, including 6 3-point field goals, against Marshall in the C-USA opener.

## Giving Guards

Bryan Greenlee and Michael Forrest have both dished out 100+ assists this season. Greenlee leads the team with 107 (3.24 apg), while Forrest is currently sitting at an even 100 (3.03). Between the two of them, they account for 46.3 percent of FAU's assists. Their assists have led to 23.5 percent of the Owls' made field goals this season.

## Reliable Rosado

Also one of the first Owls off the bench, Giancarlo Rosado is No. 4 on the team in scoring, averaging 6.9 points per game. He has the second-best field-goal percentage of any Owl this season, converting at better than 50 percent.

## The Last Time FAU ...

Scored 90+ .....	1/17/22 (96-67 vs. Charlotte)
Scored 95+ .....	1/17/22 (96-67 vs. Charlotte)
Scored 100+ .....	1/16/21 (107-63 vs. FIU)
Allowed 100+ .....	2/6/16 (107-67 at UAB)
Allowed 50 or less .....	12/5/21 (76-41 vs. North Florida)
Won an OT game .....	1/22/21 (66-53 vs. Charlotte)
Lost an OT game .....	11/22/21 (83-78 vs. Troy)
Won a Multi-OT gm .....	2/11/12 (86-81 vs. UNT-2OT)
Lost a Multi-OT gm .....	12/14/18 (75-71 at Ark St-2OT)
Made 35+ FGs .....	11/20/21 (35 vs. North Dakota)
Made 15+ 3FGs .....	1/17/22 (16 vs. Charlotte)
Made 30+ FTs .....	11/13/10 (33 vs. Milwaukee)
Made 25+ FTs .....	2/23/19 (25 vs. FIU)
Grabbed 50+ Reb .....	12/3/20 vs. (56 vs. Florida National)
Tallied 20+ Assists .....	1/20/22 (20 vs. WKU)
Nabbed 15+ Steals .....	12/12/20 (17 vs. Florida Memorial)

## The Last Time an Owl ...

Scored 25+ points .....	Alijah Martin (34)
	3/5/22 vs. FIU
Scored 30+ points .....	Alijah Martin (34)
	3/5/22 vs. FIU
Made 10+FG .....	Alijah Martin (11)
	3/5/22 vs. FIU
Made 5+ 3FGs .....	Alijah Martin (5)
	3/5/22 vs. FIU
Made 10+FTs .....	Michael Forrest (10)
	1/2/20 vs. UTSA
Made 15+FTs .....	Raymond Taylor (16)
	12/10/09 vs Warner
Grabbed 15+ Reb .....	Ronald Delph (17)
	1/11/18 at UTEP
Dished 10+ Assists .....	Bryan Greenlee (10)
	1/8/22 at Marshall
Tallied a double-double .....	Everett Winchester
	1/16/21, 12 pts/14 reb vs. FIU



EAST				
Middle Tennessee	13-5	.722	22-9	.710
WKU	11-7	.611	19-12	.613
Florida Atlantic	11-7	.611	18-13	.581
Charlotte	10-8	.556	17-13	.567
Old Dominion	8-10	.444	13-18	.419
FIU	5-13	.278	15-16	.484
Marshall	4-14	.222	11-20	.355
WEST				
North Texas	16-2	.889	23-5	.821
UAB	14-4	.778	24-7	.774
Louisiana Tech	12-6	.667	21-9	.700
UTEP	11-7	.611	18-12	.600
Rice	7-11	.389	15-15	.500
UTSA	3-15	.167	10-21	.323
Southern Miss	1-17	.056	6-25	.194

# 2021-22 FAU MEN'S BASKETBALL GAME NOTES

## Leading the Owls

A look at how many times each Owl has led FAU in points, rebounds, assists and steals:  
(Including ties ... if two or more players tie for team lead, each of them is credited)

### Points

Allijah Martin - 15  
Michael Forrest - 11  
Bryan Greenlee - 4  
Vlad Goldin - 3  
Giancarlo Rosado - 1  
Brandon Weatherspoon - 1  
Everett Winchester - 1

### Rebounds

Allijah Martin - 14  
Bitumba Baruti - 5  
Vlad Goldin - 5  
Johnell Davis - 5  
Michael Forrest - 3  
Everett Winchester - 2  
Madiaw Niang - 1  
Greenlee / Rosado - 1

### Assists

Michael Forrest - 14  
Bryan Greenlee - 14  
Everett Winchester - 7  
Allijah Martin - 5  
Bitumba Baruti - 2  
Johnell Davis - 2  
Vlad Goldin - 1  
Giancarlo Rosado - 1

### Steals

Allijah Martin - 14  
Michael Forrest - 12  
Bryan Greenlee - 8  
Johnell Davis - 5  
Everett Winchester - 4  
Vlad Goldin - 4  
Giancarlo Rosado - 4  
Bitumba Baruti - 3  
Kapiti / Weatherspoon / Zimonjic - 1

## By The Numbers

### Win/Loss Margin

	1	2	3	4	5	6	7	8	9	10-15	16-20	20+
Wins	-	-	-	-	1	-	-	2	2	4	2	8
Losses	-	2	3	-	1	-	2	1	-	2	2	1

### Leads/Deficits

FAU's Largest Halftime Lead	23 vs. ODU (48-25), 2.8.22
FAU's Largest Halftime Deficit	16 at MTSU, 1.13.22
FAU's Largest Lead Overall	35 vs. North Florida, 12.5.21
FAU's Largest Deficit Overall	28 at MTSU, 1.13.22
FAU's Largest Winning Margin	35 vs. North Florida, 12.5.21
FAU's Largest Losing Margin	20 at VCU, 12.15.21

### Streaks

Current Overall	Lost 1
Current Home	Won 1
Current Away	Won 2
Longest Winning Streak	Won 4
Longest Losing Streak	Lost 4

## Game-By-Game Leaders

A look at the Owls' individual stat leaders for each contest:

Opponent	PTS	REB	2021-22 AST	STL	3-PT
New Mexico	Forrest - 26	Baruti - 9	Winchester - 6	Winchester - 2	Forrest - 4
Warner	Martin - 17	Forrest - 7	Forrest/Greenlee - 3	Forrest - 4	Martin/Weatherspoon - 3
Miami	Forrest - 21	Goldin - 11	Greenlee - 4	Martin - 3	Forrest - 4
UT Martin	Goldin - 18	Goldin - 9	Winchester - 5	Forrest/Rosado - 2	Forrest - 5
North Dakota	Forrest - 24	Winchester - 7	Winchester - 6	Forrest - 2	Forrest - 5
Troy	Martin - 22	Martin - 8	Greenlee - 7	Forrest/Martin - 2	Three tied - 2
JMU	Forrest - 18	Martin/Rosado - 5	Greenlee/Martin - 4	Forrest - 3	Forrest/Martin - 4
Stetson	Martin - 17	Goldin - 8	Greenlee - 7	Goldin - 3	Greenlee - 3
UNF	Greenlee - 14	Baruti/Greenlee - 6	Forrest - 6	Baruti/Martin - 3	Three tied - 2
PBA	Forrest - 21	Davis - 8	Winchester - 6	Davis - 4	Forrest/Greenlee - 4
VCU	Martin - 13	Davis - 7	Greenlee - 3	Greenlee - 4	Martin - 3
Florida Tech	Forrest/Martin - 17	Baruti - 9	Forrest - 4	Forrest/Greenlee - 2	Martin - 5
High Point	Greenlee - 14	Martin - 9	Greenlee - 5	Three tied - 1	Martin - 3
Marshall	Forrest - 27	Niang - 6	Greenlee - 10	Davis/Greenlee - 3	Forrest - 6
MTSU	Martin - 13	Goldin/Martin/Forrest - 3	Forrest - 3	4 tied - 1	Martin - 2
UAB	Martin - 16	Martin - 8	Forrest/Martin - 2	Forrest/Martin - 1	Martin - 4
Charlotte	Martin - 20	Davis - 6	Forrest/Winchester - 2	Winchester - 2	Forrest/Greenlee - 4
WKU	Winchester/Forrest - 14	Winchester - 7	Forrest - 8	Martin - 3	Greenlee - 4
Marshall	Martin - 14	Martin - 7	Winchester - 3	Forrest/Martin - 2	Three with 2
UTEP	Goldin - 19	Martin - 9	Greenlee - 5	Davis/Greenlee - 2	Martin - 4
UTSA	Martin/Greenlee - 16	Martin - 9	Martin - 4	Forrest/Martin - 3	Martin - 4
La Tech	Martin - 21	Martin - 8	Greenlee/Forrest - 3	Greenlee - 2	Forrest - 4
S. Miss	Weatherspoon - 16	Forrest - 6	Forrest - 6	Martin - 2	Weatherspoon - 4
ODU	Forrest - 16	Baruti - 7	Greenlee - 5	Davis - 4	Forrest - 4
WKU	Forrest - 20	Davis - 6	Forrest - 5	Martin - 4	Forrest - 4
UNT	Rosado - 10	Martin - 5	Four with 2	Martin - 3	Three with 1
MTSU	Martin - 22	Martin - 6	Rosado - 3	Kapiti - 2	Martin - 5
ODU	Goldin - 13	Baruti - 7	Davis - 2	Six with 1	Five with 1
Charlotte	Martin - 16	Martin - 7	Three with 2	Martin - 2	Martin - 2
FIU	Martin - 13	Goldin - 9	Greenlee/Forrest - 3	Davis - 4	Forrest - 4
FIU	Martin - 34	Martin - 6	Forrest - 5	Baruti/Greenlee - 3	Martin - 5
USM	Greenlee - 15	Davis - 7	Greenlee - 6	Three with 2	Greenlee - 5
UAB	Forrest - 16	Martin - 8	Martin - 4	Five with 2	Forrest - 3

# 2021-22 FAU MEN'S BASKETBALL GAME NOTES

## FAU's Record When ...

	Overall	C-USA
At home	14-5	7-2
On the road	4-8	4-5
On a neutral floor	1-1	0-0
In November	3-4	0-0
In December	4-2	0-0
In January	5-3	5-3
In February	4-4	4-4
In March	3-1	2-0
Leading at Halftime	16-2	8-1
Trailing at Halftime	3-9	3-4
Tied at Halftime	0-2	0-2
Leading with 5:00 remaining	19-2	11-1
Trailing with 5:00 remaining	0-12	0-6
Tied with 5:00 remaining	0-0	0-0
Shooting higher FG% than opponent	14-2	9-0
Shooting lower FG% than opponent	5-12	2-7
Shooting same FG%	0-0	0-0
Shooting higher than 50%	8-1	4-1
Shooting 45-50%	5-3	5-1
Shooting 40-45%	4-3	1-1
Shooting less than 40%	2-7	1-4
Shooting higher 3FG% than opponent	14-2	7-1
Shooting lower 3FG% than opponent	4-10	3-4
Shooting same 3FG%	1-2	1-2
Making more 3FG than opponent	18-5	10-2
Making fewer 3FG than opponent	0-7	0-4
Making same number of 3FG	1-2	1-1
Shooting more FTs than opponent	13-2	7-2
Shooting fewer FTs than opponent	6-10	4-5
Shooting same number of FTs	0-2	0-0
Shooting higher FT% than opponent	8-6	5-4
Shooting lower FT% than opponent	10-9	5-4
Shooting same FT%	0-0	0-0
Out-rebounding opponent	19-6	11-2
Out-rebounded by opponent	0-7	0-4
Recording same number of rebounds	0-1	0-1
Recording more assists than opponent	14-7	7-2
Recording fewer assists than opponent	3-6	3-4
Recording same number of assists	2-1	1-1
Committing fewer turnovers than opponent	15-4	8-2
Committing more turnovers than opponent	3-9	3-5
Committing same number of turnovers	1-1	0-0
Scoring 80+ points	10-1	6-0
Scoring 70-79 points	9-2	5-1
Scoring 60-69 points	0-6	0-3
Allowing 80+ points	0-4	0-1
Allowing 70-79 points	5-5	3-5
Allowing 60-69 points	8-3	6-0
Allowing less than 60 points	6-2	2-1

## More Record Minutiae ...

### FAU's record:

Scoring more points than opponent	19-0
Scoring fewer points than opponent	0-14
Winning the opening tip	11-9
Losing the opening tip	8-5
Day games	8-3
Night games	11-11
When it rains	4-4
When it snows	0-0
Temperature under 60°	4-9
Temperature between 61-79°	13-5
Temperature over 80°	2-0
When National Anthem is sung live	0-3
When Anthem is performed live by solo instrumentalist	0-1
When Anthem is played by band	15-7
When Anthem is recorded	3-2
When Anthem is 1:40 or more	3-3
When Anthem is between 1:39 or less	15-10
Owls wear <b>Black "Paradise"</b> jerseys	3-2
Owls wear <b>Navy</b> jerseys	2-6
Owls wear <b>Red</b> jerseys	1-3
Owls wear <b>White</b> jerseys	8-3
Owls wear <b>White "Paradise"</b> jerseys	5-0
Coaches wear <b>Black</b> polos	3-5
Coaches wear <b>Gray</b> polos	1-3
Coaches wear <b>Pink</b> polos	4-0
Coaches wear <b>Red</b> polos	10-5
Coaches wear <b>Blue</b> polos	1-1
vs. canines	1-1
vs. felines	3-1
vs. mammals	12-7
vs. fowl	5-0
vs. birds of prey	4-0
vs. water-based birds of prey	1-0
vs. aquatic life	1-0
vs. wolves	0-1
vs. those related to monarchy	2-2
vs. weather phenomena	0-1
vs. mythical pilot fowl	1-0
vs. combative fowl	2-0
vs. those from Troy	0-1
vs. those who rule over a duchy	0-1
vs. those who make and sell hats	1-0
vs. temperamental male sheep	0-1
vs. black leopards	1-1
vs. those who seek precious metals	2-1
vs. sovereign rulers	1-1
vs. groups of large running mammals	2-0
vs. cerulean marauders	0-2
vs. those who burn	0-2
vs. those who look to summit	1-1
vs. fast-sprinting birds	1-0
vs. aureate mascots	2-0
vs. callous colors	0-1
vs. endangered Everglades cats	2-0

# 2021-22 FAU MEN'S BASKETBALL GAME NOTES

## Double Time

A look at the Owls' double-figure outputs:

### Double-Doubles

#1 Madaw Niang - 2021-22 (0), Career (1)  
12/29/18 at Illinois - 12 points, 14 rebounds

#2 Everett Winchester - 2021-22 (0), Career (1)  
1/16/21 vs. FIU - 12 points, 14 rebounds

### Double-Figure Scoring *(Career is at FAU)*

#0 Nicholas Boyd - 2021-22 (0), Career (3)  
#1 Madaw Niang - 2021-22 (1), Career (2)  
#2 Everett Winchester - 2021-22 (7), Career (10)  
#3 Giancarlo Rosado - 2021-22 (10), Career (12)  
#4 Bryan Greenlee - 2021-22 (17), Career (30)  
#10 Johnell Davis - 2021-22 (5), Career (6)  
#11 Michael Forrest - 2021-22 (25), Career (64)  
#15 Alijah Martin - 2021-22 (26), Career (30)  
#20 Bitumba Baruti - 2021-22 (4), Career (4)  
#23 Brandon Weatherspoon - 2021-22 (3), Career (3)  
#35 Dardan Kapiti - 2021-22 (0), Career (1)  
#50 Vlad Goldin - 2021-22 (11), Career (11)

### Double-Figure Rebounding *(Career is at FAU)*

#1 Madaw Niang - 2021-22 (0), Career (3)  
#12 Everett Winchester - 2021-22 (1), Career (1)  
#50 Vlad Goldin - 2021-22 (1), Career (1)

### Double-Figure Assists *(Career is at FAU)*

#4 Bryan Greenlee - 2021-22 (1), Career (1)

## 1K Door Knocked Down

On Dec. 5 vs. UNF, Michael Forrest became the 14th 1,000-point scorer in FAU history. A driving jumper at the 6:30 mark of the first half of the ninth game put him in the 1K Club.

A look at the FAU 1,000 Point Club:

1. Greg Gantt (2009-13) .....	1,972
2. Earnest Crumbley (2000-04) .....	1,559
3. Paul Graham III (2005-09) .....	1,521
4. Craig Buchanan (1993-97) .....	1,501
5. Jeff Cowans (2000-04) .....	1,388
6. Jailyn Ingram (2016-21) .....	1,334
7. Carlos Monroe (2005-09) .....	1,316
<b>8. Michael Forrest (2018-Pres.) .....</b>	<b>1,286</b>
9. Damon Arnette (1996-99) .....	1,246
10. Pablo Bertone (2010-14) .....	1,153
11. Raymond Taylor (2009-12) .....	1,037
12. Marquan Botley (2013-16) .....	1,018
12. Shavar Richardson (2008-11) .....	1,018
14. Mike Bell (2003-05) .....	1,001

## An FAU Win Would ...

- Be FAU's first-ever postseason tournament victory
- Clinch the program's third 20-win season ever (and just the second in D-I)
- Extend the season into the CBI Quarterfinals
- Be WAY better than a loss

## Last Time Out - UAB 80, FAU 66

The Florida Atlantic University men's basketball team saw its time at the Conference USA Championship tournament come to a close late Thursday night, dropping an 80-66 decision to UAB in the quarterfinals.

The Blazers were red hot early and built a lead of as many as 20 in the first half. But the Owls kept battling and pulled within 12 at the intermission.

The second half was more of the same. UAB (25-7) pushed the lead to as many as 22 seven minutes into the second half. But FAU (19-14) wouldn't go away. The Owls used an 18-4 run over the next six minutes to pull within eight points, 71-63, with 6:39 remaining.

Over the next three minutes, FAU had five opportunities to trim its deficit. But two turnovers and three missed field-goal attempts were the result of those possessions. UAB's Michael Ertel then provided the knockout blow for the Blazers, hitting a 3-pointer with 3:50 remaining. The Owls never got within single digits again.

"Things didn't go well early and our guys could have easily folded," FAU head coach Dusty May said. "They battled, chipped away and put ourselves in position to really make it interesting late. We were down eight and had a couple really good looks that just didn't drop. If they fall, we continue with our momentum."

In the first half, it was reigning Conference USA Player of the Year Jordan Walker and UAB who had all the momentum. Walker hit three 3-pointers in the first three minutes of the contest. His hot shooting was contagious. The Blazers scorched the nets for 58 percent (18-of-31) from the field, including 63.6 percent shooting from behind the arc (7-of-11) in the opening 20 minutes.

Walker scored a game-high 26 points in the contest. UAB running mate Quan Jackson added 20. Three Owls were in double digits, paced by Michael Forrest's 16-point effort. Alijah Martin scored 11 and Everett Winchester added 10. Martin also pulled down a game-high eight rebounds and dished out a game-best four assists.

# 2021-22 FAU MEN'S BASKETBALL GAME NOTES

## FAU Starting Lineups

The following is a look at FAU's record with each different group of starters:

W-L (Pct.)	Starting Five				
1-0 (1.000)	Forrest	Martin	Weatherspoon	Baruti	Goldin
6-3 (.667)	Greenlee	Forrest	Martin	Baruti	Goldin
1-1 (.500)	Greenlee	Forrest	Martin	Davis	Goldin
11-8 (.579)	Greenlee	Forrest	Martin	Winchester	Goldin
0-2 (.000)	Forrest	Martin	Winchester	Baruti	Goldin
1-0 (1.000)	Greenlee	Forrest	Martin	Winchester	Baruti

Here is each game broken down, and the result:

11/10 at New Mexico - Forrest, Martin, Winchester, Baruti, Goldin (L, 99-92)  
 11/13 vs. Warner - Forrest, Martin, Weatherspoon, Baruti, Goldin (W, 78-56)  
 11/16 vs. Miami - Forrest, Martin, Winchester, Baruti, Goldin (L, 68-66)  
 11/19 vs. UT Martin - Greenlee, Forrest, Martin, Baruti, Goldin (W, 75-67)  
 11/20 vs. North Dakota - Greenlee, Forrest, Martin, Davis, Goldin (W, 98-79)  
 11/22 vs. Troy - Greenlee, Forrest, Winchester, Martin, Goldin (L, 83-78 - OT)  
 11/28 vs. James Madison - Greenlee, Forrest, Martin, Baruti, Goldin (L, 69-65)  
 12/1 vs. Stetson - Greenlee, Forrest, Martin, Baruti, Goldin (W, 83-73)  
 12/5 vs. North Florida - Greenlee, Forrest, Martin, Baruti, Goldin (W, 76-41)  
 12/8 vs. Palm Beach Atlantic - Greenlee, Forrest, Martin, Baruti, Goldin (W, 84-63)  
 12/15 at VCU - Greenlee, Forrest, Martin, Baruti, Goldin (L, 66-46)  
 12/17 vs. Florida Tech - Greenlee, Forrest, Martin, Baruti, Goldin (W, 78-55)  
 12/21 at High Point - Greenlee, Forrest, Martin, Davis, Goldin (L, 55-52)  
 1/8 at Marshall - Greenlee, Forrest, Martin, Baruti, Goldin (W, 90-77)  
 1/13 at MTSU - Greenlee, Forrest, Martin, Baruti, Goldin (L, 70-57)  
 1/15 at UAB - Greenlee, Forrest, Martin, Goldin, Winchester (L, 76-65)  
 1/17 vs. CLT - Greenlee, Forrest, Martin, Goldin, Winchester (W, 96-67)  
 1/20 vs. WKU - Greenlee, Forrest, Martin, Goldin, Winchester (W, 78-69)  
 1/22 vs. Marshall - Greenlee, Forrest, Martin, Goldin, Winchester (W, 71-60)  
 1/27 at UTEP - Greenlee, Forrest, Martin, Goldin, Winchester (L, 70-68)  
 1/29 at UTSA - Greenlee, Forrest, Martin, Goldin, Winchester (W, 73-64)  
 2/3 vs. La Tech - Greenlee, Forrest, Martin, Goldin, Winchester (W, 83-73)  
 2/5 vs. S. Miss - Greenlee, Forrest, Martin, Goldin, Winchester (W, 84-57)  
 2/8 vs. ODU - Greenlee, Forrest, Martin, Goldin, Winchester (W, 81-62)  
 2/10 at WKU - Greenlee, Forrest, Martin, Goldin, Winchester (L, 76-69)  
 2/17 vs. UNT - Greenlee, Forrest, Martin, Goldin, Winchester (L, 54-51)  
 2/19 vs. MTSU - Greenlee, Forrest, Martin, Goldin, Winchester (L, 87-79)  
 2/24 at ODU - Greenlee, Forrest, Martin, Goldin, Winchester (L, 70-51)  
 2/26 at CLT - Greenlee, Forrest, Martin, Goldin, Winchester (W, 74-69)  
 3/3 at FIU - Greenlee, Forrest, Martin, Goldin, Winchester (W, 71-51)  
 3/5 vs. FIU - Greenlee, Forrest, Martin, Baruti, Winchester (W, 84-76)  
 3/9 vs. USM - Greenlee, Forrest, Martin, Goldin, Winchester (W, 86-59)  
 3/10 vs. UAB - Greenlee, Forrest, Martin, Goldin, Winchester (L, 80-66)

## How To Say It...

If you have questions, please refer to the MBB roster on FAUSports.com and click on the "ear" icon or contact Andy Seeley:

### #1 Madaw Niang

muh-JOW // nee-ANG

### #3 Giancarlo Rosado

zhean-CAR-lo // roe-SAW-doe

### #5 Bogdan Zimonjic

BOWG-don // zee-mon-EACH

### #10 Johnell Davis

jah-NELL

### #15 Alijah Martin

uh-LIE-juh

### #20 Bitumba Baruti

buh-TOOM-buh // buh-ROO-tee

### #21 Alejandro Ralat

all-ee-HON-dro // ruh-LOT

### #35 Dardan Kapiti

DAR-dun // kuh-PEE-tee

### #50 Vladislav Goldin

Refer to as "Vlad"

## On The Radio

"The Voice of FAU," Ken LaVicka, is entering his 15th season broadcasting FAU basketball in 2021-22. After calling select games in 2007, he became the full-time basketball voice in 2009. He took on the same full-time title with Owls' football in 2011, with the current 2021 campaign marking his 13th season.



LaVicka is the host of Ken LaVicka Live, airing each weekday from 12-1 p.m. on ESPN West Palm (106.3 FM). A former newspaper sports writer, Ken graduated from Valparaiso University before coming to South Florida.

He lives in Tamarac, Florida with his wife Vivianne, his two daughters Adaline & Alianna and his dog Howard, who is named after the legendary Howard Schnellenberger.

FAU contests are broadcasted on Fox Sports 640AM throughout South Florida.

# 2021-22 FAU MEN'S BASKETBALL GAME NOTES

## All-Time Honors & Awards

**All-District**

Greg Gantt .....	2009-10
Brett Royster.....	2010-11
Raymond Taylor .....	2010-11

**Conference Individual Awards**

Brett Royster.....	2009-10	Sun Belt Defensive POY
Brett Royster.....	2010-11	Sun Belt Defensive POY
Xavian Stapleton .....	2018-19	C-USA Co-Sixth Man

**Postseason All-Conference Honors**

**Atlantic Sun**

Craig Buchanan.....	1996-97	Second Team
Phillip Huyler.....	1966-97	Second Team
Damon Arnette.....	1998-99	First Team
Raheim Brown.....	2001-02	First Team
Mike Bell.....	2003-04	Second Team
Mike Bell.....	2004-05	First Team
Ty McTyer.....	2004-05	All-Freshman
Rodney Webb.....	2005-06	First Team

Carlos Monroe..... 2005-06 ..... All-Freshman

**Sun Belt**

Carlos Monroe .....	2006-07	Second Team
DeAndre Rice .....	2006-07	Second Team
Carlos Monroe.....	2007-08	First Team
Paul Graham III .....	2008-09	Second Team
Greg Gantt.....	2009-10	Third Team
Raymond Taylor.....	2009-10	Third Team
Raymond Taylor.....	2010-11	First Team
Greg Gantt.....	2010-11	Second Team
Brett Royster.....	2010-11	Third Team
Greg Gantt.....	2012-13	First Team

**Conference USA**

Pablo Bertone.....	2013-14	First Team
Ronald Delph.....	2017-18	Third Team
Anthony Adger.....	2018-19	Third Team
Alijah Martin .....	2021-22	Third Team

## Year-by-Year Results

Year	Coach	Overall	Conf. W/L (Finish)	Postseason
1988-89	Lonnie Williams	9-19 (.321)		
1989-90	Tim Loomis	21-7 (.750)		
1990-91	Tim Loomis	17-10 (.630)		
1991-92	Tim Loomis	15-13 (.536)		
1992-93	Tim Loomis	3-25 (.107)		
1993-94	Tim Loomis	3-24 (.111)		
1994-95	Tim Loomis	9-18 (.333)	--- (TAAC)	<i>Note: First year in DI</i>
1995-96	Kevin Billerman	9-18 (.333)	5-11 (6th/TAAC East)	
1996-97	Kevin Billerman	16-11 (.593)	11-5 (3rd/TAAC East)	
1997-98	Kevin Billerman	5-22 (.185)	5-11 (5th/ TAAC East)	
1998-99	Kevin Billerman	6-20 (.231)	3-13 (11th/TAAC)	
1999-2000	Sidney Green	2-28 (.067)	0-18 (10th/TAAC)	TAAC Second Round
2000-01	Sidney Green	7-24 (.226)	5-13 (9th/TAAC)	TAAC Quarterfinals
2001-02	Sidney Green	19-12 (.613)	13-7 (3rd/ASUN)	ASUN Tourney Champions, NCAA First Round
2002-03	Sidney Green	7-21 (.250)	3-13 (6th/ASUN South)	
2003-04	Sidney Green	9-19 (.321)	6-14 (8th/ASUN)	ASUN Quarterfinals
2004-05	Sidney Green	10-17 (.370)	10-10 (9th/ASUN)	
2005-06	Matt Doherty	15-13 (.536)	14-6 (3rd/ASUN)	ASUN Quarterfinals
2006-07	Rex Walters	16-15 (.516)	10-8 (3rd/SBC East)	Sun Belt Quarterfinals
2007-08	Rex Walters	15-18 (.455)	8-10 (3rd/SBC East)	Sun Belt Quarterfinals
2008-09	Mike Jarvis	6-26 (.188)	2-16 (6th/SBC East)	Sun Belt First Round
2009-10	Mike Jarvis	14-16 (.467)	10-8 (4th/SBC East)	Sun Belt First Round
2010-11	Mike Jarvis	21-11 (.656)	13-3 (1st/SBC)	Sun Belt Quarters, <b>NIT</b>
2011-12	Mike Jarvis	11-19 (.367)	7-9 (8th/SBC)	Sun Belt First Round
2012-13	Mike Jarvis	14-18 (.438)	9-11 (7th/SBC)	Sun Belt First Round
2013-14	Mike Jarvis	10-22 (.313)	5-11 (11th/C-USA)	C-USA First Round
2014-15	Michael Curry	9-20 (.310)	2-16 (14th/C-USA)	
2015-16	Michael Curry	8-25 (.242)	5-13 (12th/C-USA)	C-USA Second Round
2016-17	Michael Curry	10-20 (.333)	6-12 (11th/C-USA)	C-USA First Round
2017-18	Michael Curry	12-19 (.387)	6-12 (11th/C-USA)	C-USA First Round
<b>2018-19</b>	<b>Dusty May</b>	<b>17-16 (.515)</b>	<b>8-10 (9th/C-USA)</b>	<b>C-USA First Round, CIT</b>
2019-20	Dusty May	17-15 (.531)	8-10 (9th/C-USA)	C-USA Quarterfinals*
2020-21	Dusty May	13-10 (.565)	7-5 (4th/C-USA East)	C-USA Quarterfinals**
2021-22	Dusty May	18-13 (.538)	11-7 (T-2nd/C-USA East)	

\*Remainder of C-USA Championship canceled due to COVID-19

\*\*Fewer games played due to COVID-19

## Coaching Records

Lonnie Williams	9-19 (.321) .....	1988-89 (One season)
Tim Loomis	68-97 (.412).....	1989-95 (6 seasons)
Kevin Billerman	36-71 (.336).....	1995-99 (4 seasons)
Sidney Green	54-121 (.309).....	1999-2005 (6 seasons)
Matt Doherty	15-13 (.536).....	2005-06 (One season)
Rex Walters	31-33 (.484).....	2006-08 (2 seasons)
Mike Jarvis	76-112 (.404) .....	2008-14 (6 seasons)
Michael Curry	39-84 (.317).....	2014-18 (4 seasons)
Dusty May	<b>66-55 (.545)</b> .....	2018-present (4th season)



# 2021-22 FAU MEN'S BASKETBALL GAME NOTES

## All-Time FAU Arena Records

### TEAM RECORDS

#### Points

FAU – 128 vs. Florida National (12/3/20)  
Opp. – 116, FIU (1/24/98)

#### Field Goals Made

FAU – 49 vs. Florida National (12/3/20)  
Opp. – 39, USF (12/13/99)

#### Field Goal Attempts

FAU – 84 vs. Florida National (12/3/20)  
Opp. – 89, Warner (12/10/09)

#### 3-Point Field Goals Made

FAU – 24 vs. Florida National (12/3/20)  
Opp. – 16 (2x), last Troy (3/4/04)

#### 3-Point Field Goal Attempts

FAU – 46 vs. Florida National (12/3/20)  
Opp. – 43, Troy (1/12/08)

#### Free Throws Made

FAU – 44 vs. Warner (12/10/09)  
Opp. – 35, ULM (1/22/09)  
35, South Alabama (1/2/09)

#### Free Throw Attempts

FAU – 58 vs. Warner (12/10/09)  
Opp. – 45, South Alabama (1/2/10)  
45, ULM (1/22/09)

#### Rebounds

FAU – 61 vs. Warner (1/1/14)  
Opp. – 61, Warner (12/10/09)

#### Assists

FAU – 31 vs. Florida National (12/3/20)  
31 vs. Mary Washington (12/29/03)  
Opp. – 29, USF (12/13/99)

#### Steals

FAU – 18 vs. Nova Southeastern (11/27/02)  
Opp. – 23, USF (12/13/99)

#### Blocks

FAU – 12, 2x, last vs. Harvard (1/21/14)  
Opp. – 10, Miami (11/18/00)

### INDIVIDUAL RECORDS

#### Points

FAU – 39, Earnest Crumbley  
vs. Campbell (2/26/04)  
Opp. – 38, Jhivvan Jackson, UTSA (2/27/20)

#### Field Goals Made

FAU – 13 (4x), last Pablo Bertone  
vs. UAB (2/8/14)  
Opp. – 13, Jhivvan Jackson, UTSA (2/27/20)

#### Field Goal Attempts

FAU – 23 (2x), last Jeff Cowans  
vs. Troy (2/22/03)  
Opp. – 24, Dorell Henderson,  
Warner (12/10/09)

#### 3-Point Field Goals Made

FAU – 8, Paul Graham III vs. Troy (2/7/09)  
8, Earnest Crumbley  
vs. Miami (12/3/02)  
Opp. – 9, Adam Fellers, Campbell (1/13/00)

#### 3-Point Field Goal Attempts

FAU - 18, Earnest Crumbley  
vs. Campbell (2/26/04)  
Opp. – 16, Jhivvan Jackson, UTSA (2/27/20)  
16, Eric Smith, Campbell (2/2/06)

#### Free Throws Made

FAU – 16, Raymond Taylor  
vs. Warner (12/10/09)  
16, James Turner vs. FIU (1/24/98)  
Opp. – 15, Dorell Henderson,  
Warner (12/10/09)

#### Free Throw Attempts

FAU – 20, James Turner vs. FIU (1/24/98)  
Opp. – 19, Dorell Henderson,  
Warner (12/10/09)

#### Rebounds

FAU – 23, Mike Bell vs. Stetson (2/12/04)  
Opp. – 22, Rashad Jones-Jennings,  
Little Rock (1/27/07)

#### Assists

FAU – 16, Alex Tucker vs. FIU (1/30/10)  
Opp. – 12, Kevin Kanaskie,  
Middle Tennessee (1/10/07)

#### Steals

FAU – 7, Kahleaf Watson  
vs. Georgia State (2/17/05)  
Opp. – 9, Kotkenya Cullins,  
St. Thomas (11/16/98)

#### Blocks

FAU – 8, Wes Edwards  
vs. Nova Southeastern (11/27/02)  
Opp. – 8, Kleon Penn,  
McNeese State (12/1/07)

### ATTENDANCE (since 2008-09)

2,961 ..... 2/5/11 vs. FIU  
2,916 ..... 1/30/10 vs. FIU  
2,854 ..... 11/19/11 vs. George Mason  
2,854 ..... 2/4/12 vs. FIU  
2,804 ..... 2/25/12 vs. Troy  
**2,772 ..... 11/16/21 vs. Miami**  
2,743 ..... 1/29/11 vs. WKU  
2,590 .. 1/14/12 vs. Middle Tennessee  
2,334 ..... 1/22/11 vs. Little Rock  
2,315 ..... 1/21/14 vs. Harvard

### STUDENT ATTENDANCE (since 2012-13)

1,350..... 1/23/19 vs. FIU  
1,282..... 1/16/20 vs. Middle Tennessee  
**1,034 ..... 11/16/21 vs. Miami**  
857..... 2/8/20 vs. FIU  
852..... 1/14/16 vs. Southern Miss

# 2021-22 FAU MEN'S BASKETBALL GAME NOTES

## Team Single-Game Records

### SCORING

#### Most Points Scored

128..... vs. Florida National, 128-64 (12/3/20)  
 112..... vs. Florida Memorial, 112-49 (12/12/20)  
 111 ..... vs. Palm Beach Atlantic, 111-62 (11/18/88)  
 110 ..... vs. Webber, 110-77 (2/25/89)

#### Largest Margin of Victory

64..... vs. Florida National, 128-64 (12/3/20)  
 63..... vs. Florida Memorial, 112-49 (12/12/20)  
 60 ..... vs. Webber International, 106-46 (12/10/17)  
 51 ..... at Nova Southeastern, 105-54 (1/22/91)

#### Largest Margin of Defeat

58 ..... at Florida, 100-42 (11/27/00)  
 54 ..... at Saint Leo, 136-82 (2/9/91)  
 53 ..... at North Carolina, 105-52 (12/19/06)

#### Most Points Scored by an Opponent

122 ..... at Troy, 122-97 (2/13/93)  
 121 ..... vs. Troy, 121-93 (1/6/93)  
 118 ..... vs. Southern, 118-92 (12/7/91)

#### Fewest Points Scored by FAU

35 ..... at Virginia Tech (2/4/95)  
 38 ..... at Arkansas State (1/26/13)  
 40 ..... vs. Akron (12/29/92)  
 42 ..... at Florida (11/27/00)

#### Fewest Points Scored by an Opponent

30 ..... vs. ULM (1/5/12)  
 32 ..... vs. Palm Beach Atlantic (11/23/91)  
 35 ..... vs. Tampa (12/19/19)  
41..... vs. North Florida (12/5/21)  
 41..... vs. Mobile (11/28/20)  
 43 ..... vs. Detroit Mercy (1/10/91)

#### Most Points Scored, Both Teams

219 ..... Loss at Troy, 122-97 (2/13/93)

#### Fewest Points Scored, Both Teams

78 ..... Loss at Little Rock, 40-38 (1/7/12)

### SHOOTING

#### Most Field Goals Made

49..... vs. Florida National (12/3/20)  
 48 ..... vs. St Mary's (11/20/01)  
 47 ..... vs. Trinity Baptist (11/27/89)  
 45 ..... vs. Palm Beach Atlantic (11/18/88)

#### Most Field Goal Attempts

86 ..... at Gardner-Webb (2/26/05)  
 86 ..... at Mercer (1/3/05)  
 85 ..... vs. Webber International (2/25/89)  
 84..... vs. Florida National (12/3/20)

#### Highest Field Goal Percentage

.696 .... vs. Kennesaw State, 32-for-46 (2/18/06)  
 .678 ..... vs. Saint Leo, 40-for-59 (11/20/89)  
 .661 . vs. Florida Memorial, 37-for-56 (11/28/06)

#### Highest 3-Point Field Goal Percentage

(min. 10 attempted)  
.762..... vs. Charlotte, 16-for-21 (1/17/22)  
 .706 .... vs. Kennesaw State, 12-for-17 (2/18/06)  
 .700 ..... at Little Rock, 7-for-10 (1/24/13)  
 .682 ..... at Southern Miss, 15-for-22 (2/28/17)  
 .667 ..... vs. FIU, 12-of-18 (3/5/08)

#### Most Free Throws Made

44 ..... vs. Warner (12/20/10)  
 38 ..... vs. FIU (1/24/98)  
 37 ..... vs. Rosary (12/30/89)  
 36 ..... vs. Middle Tennessee (2/23/08)  
 35 ..... vs. Georgia State (1/2/99)

#### Most Free Throw Attempts

58 ..... vs. Warner (12/20/10)  
 52 ..... vs. Jacksonville (12/4/05)  
 51 ..... vs. Lehigh (12/28/96)  
 49 ..... vs. Georgia State (1/2/99)  
 49 ..... vs. Barry (12/04/91)

### OTHER

#### Most Rebounds

61 ..... vs. Warner (1/1/14)  
 60 ..... vs. Palm Beach Atlantic (11/18/88)  
 58 .... vs. Hannibal-Lagrange College (12/17/91)  
 56..... vs. Florida National (12/3/20)  
 56 ..... vs. St. Mary's (11/20/01)  
 56 ..... at Miami (11/16/97)

#### Most Assists

33 ..... vs. Webber International (2/25/89)  
 31..... vs. Florida National (12/3/20)  
 31 ..... vs. Mary Washington (12/29/03)

#### Most Steals

23 ..... vs. Embry-Riddle (11/18/89)  
 18 ..... vs. Nova Southeastern (11/27/02)  
 18 ..... at Centenary College (1/25/99)

#### Most Blocked Shots

12 ..... vs. Harvard (1/21/14)  
 12 ..... vs. Warner (11/17/10)  
 12 ..... vs. Miami (12/19/09)  
 12 ..... at Campbell (2/24/05)  
 11 ..... vs. UTSA (1/23/16)  
 11..... vs. Miami (12/03/02)  
 10 ..... vs. UTSA (2/11/16)  
 10 ..... vs. St. Mary's (11/20/01)  
 10 ..... vs. Nova Southeastern (2/17/97)

#### Most Turnovers

47 ..... vs. Saint Leo (12/3/88)  
 35 ..... at NC State (11/22/96)

#### Fewest Turnovers

4 ..... vs. FIU (1/4/15)  
 4 ..... at Mississippi State (11/30/10)  
5..... vs. Palm Beach Atlantic (12/8/21)  
5..... vs. Florida Tech (12/17/21)  
 5 ..... at UTSA (1/13/18)  
 5 ..... at Troy (1/17/13)  
 5 ..... vs. Portland (11/12/11)  
 5 ..... vs. Little Rock (1/22/11)  
 5 ..... at Portland (11/14/10)  
 5 ..... at Colgate (11/18/05)  
 5 ..... vs. USF (1/21/95)

# 2021-22 FAU MEN'S BASKETBALL GAME NOTES

## Individual Single-Game Records

### SCORING

#### Points in a Game

39..... DeAndre Rice at Troy (2/3/07)  
39..... Earnest Crumbley vs. Campbell (2/26/04)  
38..... Ray Schultz at Florida Memorial (2/23/89)  
35..... Mike Bell vs. Lipscomb (1/19/04)  
35..... Marlon Jemerson vs. Centenary (1/8/94)  
34..... Alijah Martin vs. FIU (3/5/22)  
34..... Cornelius Taylor vs. Rice (1/9/20)  
34..... Pablo Bertone vs. UAB (2/8/14)  
34..... Greg Gantt at Stetson (12/7/12)  
34..... Quinton Young at Campbell (2/24/05)  
34..... Shane Taylor vs. SMU (1/3/91)  
34..... Ron McLin vs. Flagler (2/17/89)

#### Points in a Conference Game

39..... DeAndre Rice at Troy (2/3/07)  
39..... Earnest Crumbley vs. Campbell (2/26/04)

#### Points in a Conference Tournament Game

30..... DeAndre Rice vs. WKU (3/4/07)

#### Points by a Freshman

35..... Marlon Jemerson vs. Centenary (1/8/94)

### FIELD GOALS

#### Field Goals Made in a Game

17..... Ron McLin vs. Florida Memorial (2/23/89)  
14... Darrin Herrick vs. Florida Memorial (11/30/89)  
13..... 8 times – Pablo Bertone vs. UAB (2/8/14)

#### Field Goals Made in a Conference Game

13..... Pablo Bertone vs. UAB (2/8/14)  
13... DeAndre Rice vs. Arkansas State (1/31/07)  
13..... Carlos Monroe at South Alabama (1/6/07)  
13..... Mike Bell vs. Lipscomb (1/19/04)

#### Highest Field-Goal Percentage in a Game

(min. 9 made)

1.000... Raheim Brown, 9-9 vs. Campbell (2/28/01)  
.909 ..... DeAndre Rice, 10-11 vs. FIU (2/10/07)  
.909 .. Rodney Webb, 10-11 vs. Kennesaw State (2/18/06)

### 3-POINT FGs

#### 3-Point FGs in a Game

11..... Earnest Crumbley vs. Campbell (2/26/04)  
10..... DeAndre Rice vs. Troy (2/3/07)

#### 3-Point FGs in a Conference Game

11..... Earnest Crumbley vs. Campbell (2/26/04)  
10..... DeAndre Rice at Troy (2/3/07)

#### 3-Point FGs in a Conference Tourn. Game

7..... Kevin Sheppard vs. Jacksonville (2/28/02)

#### 3-Point FG Attempts in a Game

18..... Earnest Crumbley vs. Campbell (2/26/04)  
16..... DeAndre Rice at Troy (2/3/07)  
16..... Rob Ritter at Mercer (2/13/95)

#### 3-Point FG Attempts in a Conf. Game

18..... Earnest Crumbley vs. Campbell (2/26/04)  
16..... DeAndre Rice at Troy (2/3/07)  
16..... Rob Ritter at Mercer (2/13/95)

#### 3-Point FG Attempts in a Conf. Tourn. Game

12..... Greg Gantt vs. South Alabama (3/6/10)  
12..... Ryan Hercek vs. Georgia State (3/2/00)

#### 3-Point Field-Goal Pct. in a Game

(min. 5 made)

1.000..... Marquan Botley at Rice, 5-5 (2/18/16)  
.875..... DeAndre Rice vs. FIU, 7-8 (2/10/07)  
.857..... Twice

### FREE THROWS

#### Free Throws Made in a Game

16..... Raymond Taylor vs. Warner (12/10/09)  
16..... James Turner vs. FIU (1/24/98)

#### Free Throws Made in a Conference Game

16..... James Turner vs. FIU (1/24/98)

#### Free Throws Made in a Conf Tourn. Game

11..... Paul Graham III vs. Little Rock (3/9/08)  
11..... Emmett Murphy vs. Stetson (3/1/00)

#### Free Throw Attempts in a Game

20..... James Turner vs. FIU (1/24/98)

#### Free Throw Attempts in a Conference Game

20..... James Turner vs. FIU (1/24/98)

#### Free Throw Attempts in a Conf. Tourn. Game

12..... Emmett Murphy vs. Stetson (3/1/00)

#### Free Throw Percentage in a Game

(min. 10 made)

1.000 ... Paul Graham III, 11-11 vs. Little Rock (3/9/08)  
1.000 ..... Earnest Crumbley, 10-10 vs. JSU (2/14/02)  
1.000 ... Marques Williams, 10-10 at JU (1/22/00)  
1.000 ..... Ryan Hercek, 13-13 vs. FIU (1/24/98)  
1.000 ..... Phillip Huyler, 12-12 vs. GS (1/11/97)

### REBOUNDS

#### Rebounds in a Game

23..... Mike Bell vs. Stetson (2/12/04)  
21..... Daryl Kanning vs. Methodist (1/8/90)

#### Rebounds in a Conference Game

23 ..... Mike Bell vs. Stetson (2/12/04)  
17..... Ronald Delph at UTEP (1/11/18)  
17..... Jordan McCoy at Louisiana (2/16/13)  
17..... Carlos Monroe vs. Middle Tenn. (2/23/08)  
17..... Avery Headley at Gardner-Webb (12/16/02)

#### Rebounds in a Conf. Tournament Game

15..... Brett Royster vs. South Alabama (3/6/10)  
14..... Carlos Monroe vs. FIU (3/5/08)

### ASSISTS

#### Assists in a Game

16..... Alex Tucker vs. FIU (1/30/10)  
13... Raymond Taylor vs. South Alabama (1/2/10)  
12 ..... Alex Tucker at WKU (1/15/11)  
12..... Raymond Taylor vs. Warner (11/17/10)  
11..... Alex Tucker at New Orleans (2/5/09)  
11..... Alex Tucker vs. ULM (1/22/09)  
11..... Brent Crews vs. FIU (2/28/07)  
11..... Earnest Crumbley at Jacksonville (1/9/04)  
11..... Phillip Huyler at Centenary (1/2/97)

#### Assists in a Conference Tournament Game

11..... Brent Crews vs. FIU (2/28/07)  
7..... Earnest Crumbley vs. Troy (3/4/04)  
7..... Emmett Murphy vs. Georgia State (3/2/00)

### STEALS

#### Steals in a Game

11..... Phillip Huyler vs. Campbell (1/18/97)

### BLOCKED SHOTS

#### Blocks in a Game

8..... Mike Bell at Campbell (2/24/05)  
8..... Wes Edwards vs. Nova Southeastern (11/27/02)

#### Blocks in a Conference Game

8 ..... Mike Bell at Campbell (2/24/05)  
7..... Kelvin Penn at WKU (1/12/13)  
6..... Ronald Delph vs. UTSA (2/11/16)  
6..... Nick Neumann at Mercer (1/11/03)  
6..... Cedric Peoples vs. Campbell (2/13/97)

#### Blocks in a Conference Tournament Game

6..... Brett Royster vs. South Alabama (3/6/10)

# 2021-22 FAU MEN'S BASKETBALL GAME NOTES

## All-Time Records vs. Opponents (2021-22 Bolded)

Adelphi.....	1-0	Harvard.....	1-2	Rensselaer Tech.....	1-0
Akron.....	0-1	Hawaii.....	0-2	Rhode Island.....	0-1
Alabama.....	0-2	<b>High Point (Dec. 21-L)</b> .....	<b>1-1</b>	Rice.....	4-4
Albany (NY).....	1-0	Hofstra.....	2-7	Richmond.....	0-2
American (DC).....	2-3	Holy Cross.....	1-0	Robert Morris.....	2-0
American (PR).....	0-1	Idaho State.....	0-1	Rosary.....	1-0
Arizona.....	0-1	Illinois.....	1-0	St. Anselm.....	1-0
Arkansas State.....	5-7	Incarname Word.....	1-0	St. Bonaventure.....	0-1
Armstrong State.....	1-3	Iona.....	0-1	St. Francis Brooklyn.....	0-2
Auburn.....	0-1	Iowa.....	0-1	Saint Leo.....	5-2
Augustana.....	1-0	Iowa State.....	0-2	St. Louis.....	0-1
Ave Maria.....	4-0	IUPUI.....	0-2	St. Mary's (Md.).....	1-0
Barry.....	6-5	Jacksonville.....	10-12	St. Thomas (Fla.).....	3-3
Belmont.....	4-5	Jacksonville State.....	7-6	Samford.....	1-10
Bethune-Cookman.....	2-2	<b>James Madison (Nov. 28-L)</b> .....	<b>0-5</b>	San Diego State.....	0-2
Birmingham Southern.....	0-2	Kansas.....	0-2	Santa Clara.....	1-0
Boston College.....	0-3	Kennesaw State.....	2-0	Savannah State.....	1-2
Bradley.....	0-3	Kentucky.....	0-1	Shepherd.....	0-1
Buffalo.....	1-0	Kentucky State.....	1-0	Siena.....	0-2
Campbell.....	12-10	Lehigh.....	1-0	SIUE.....	1-1
Canisius.....	1-0	Liberty.....	1-1	SMU.....	0-2
Carnegie Mellon.....	1-0	Lipscomb.....	2-5	South Alabama.....	4-12
Centenary.....	2-5	Little Rock.....	3-6	Southeastern (Fla.).....	1-0
Central Oklahoma.....	0-1	Longwood.....	2-0	Southeastern Louisiana.....	2-2
Central State.....	1-1	Louisiana (Lafayette).....	4-5	Southern.....	0-1
Central Wesleyan.....	1-0	<b>Louisiana Tech (Feb. 3-W)</b> .....	<b>3-8</b>	Southern Illinois.....	0-1
Charleston Southern.....	0-1	Manhattan.....	1-1	Southern Maine.....	1-0
<b>Charlotte (Jan. 17-W, Feb. 26-W)</b> .....	<b>6-6</b>	Mankato State.....	0-1	<b>Southern Miss (Feb. 5-W, Mar 9-W)</b> .....	<b>6-5</b>
Clemson.....	0-2	Marist.....	0-2	<b>Stetson (Dec. 1-W)</b> .....	<b>17-19</b>
Cleveland State.....	1-1	<b>Marshall (Jan. 8-W, Jan. 22-W)</b> .....	<b>5-8</b>	Stony Brook.....	0-1
Colgate.....	0-2	Mary Washington.....	1-0	Syracuse.....	0-1
College of Charleston.....	0-9	Maryland.....	0-2	Tampa.....	3-2
Colorado State.....	0-1	McNeese State.....	0-2	Tennessee.....	0-1
Columbia.....	1-0	Memphis.....	0-1	Texas State.....	0-1
Concordia (N.Y.).....	2-0	Mercer.....	12-10	Texas Tech.....	0-1
Coppin State.....	1-0	Mercy.....	2-0	Texas-Pan American.....	1-0
Creighton.....	0-1	Merrimack.....	1-0	Thomas College.....	1-0
Davidson.....	0-1	Methodist.....	1-0	Toledo.....	0-1
Dayton.....	0-1	<b>Miami (Fla.) (Nov. 16-L)</b> .....	<b>1-24</b>	Towson.....	1-1
Denver.....	3-4	Miami (Ohio).....	1-0	Trinity Baptist.....	1-0
DePaul.....	0-2	Michigan State.....	0-1	<b>Troy (Nov. 22-L)</b> .....	<b>12-21</b>
Detroit Mercy.....	0-2	<b>Middle Tennessee (Jan. 13-L, Feb. 19-L)</b> .....	<b>8-21</b>	Tulane.....	0-5
District of Columbia.....	2-0	Milwaukee.....	2-1	Tulsa.....	0-1
Drake.....	1-1	Minnesota.....	0-2	<b>UAB (Jan. 15-L, Mar. 10-L)</b> .....	<b>3-12</b>
Duke.....	0-1	Mississippi.....	0-1	UC Davis.....	1-0
Duquesne.....	0-2	Mississippi State.....	1-2	UC Irvine.....	0-1
East Carolina.....	2-2	Missouri State.....	0-1	UCF.....	10-22
Eastern Kentucky.....	1-1	Mobile.....	1-0	UIC.....	1-0
Eastern Montana.....	0-2	Monmouth.....	2-0	ULM.....	6-2
Edward Waters.....	2-1	Morris Brown.....	1-0	UMass-Lowell.....	1-0
Elon.....	0-3	Navy.....	0-2	UMKC.....	2-2
Embry-Riddle.....	1-0	NC State.....	1-1	UNC Greensboro.....	0-1
ETSU.....	1-1	Nevada.....	0-1	UNCW.....	0-1
<b>FIU (March 3-W, March 5-W)</b> .....	<b>23-28</b>	New Hampshire.....	0-1	UNLV.....	0-2
Flagler.....	2-1	<b>New Mexico (Nov. 10-L)</b> .....	<b>0-1</b>	USC.....	0-1
Florida.....	0-3	New Orleans.....	4-1	USC Upstate.....	0-3
Florida A&M.....	0-1	Norfolk State.....	1-0	USF.....	2-14
Florida College.....	2-0	North Carolina.....	0-2	<b>UT Martin (Nov. 19-W)</b> .....	<b>1-2</b>
Florida Gulf Coast.....	3-3	<b>North Dakota (Nov. 20-W)</b> .....	<b>1-0</b>	<b>UTEP (Jan. 27-L)</b> .....	<b>6-5</b>
Florida Memorial.....	6-2	<b>North Florida (Dec. 5-W)</b> .....	<b>6-0</b>	<b>UTSA (Jan. 29-W)</b> .....	<b>8-6</b>
Florida National.....	1-0	<b>North Texas (Feb. 17-L)</b> .....	<b>6-14</b>	Valdosta State.....	0-1
Florida State.....	0-5	Northeastern.....	0-1	<b>VCU (Dec. 15-L)</b> .....	<b>0-4</b>
<b>Florida Tech (Dec. 17-W)</b> .....	<b>4-10</b>	Northern Illinois.....	1-0	Virginia Tech.....	0-3
Fordham.....	1-1	Northwestern.....	0-1	<b>Warner (Southern) (Nov. 13-W)</b> .....	<b>7-1</b>
Fort Valley State.....	1-0	Nova Southeastern.....	13-1	Washington.....	0-1
Fort Wayne.....	1-0	Ohio State.....	1-1	Webber International.....	4-1
Fresno State.....	0-1	Oklahoma.....	0-1	West Virginia.....	0-1
Gardner-Webb.....	4-3	Oklahoma State.....	1-1	Western Illinois.....	0-1
George Mason.....	1-1	<b>Old Dominion (Feb. 8-W, Feb. 24-L)</b> .....	<b>4-12</b>	Wichita State.....	0-1
Georgetown.....	0-1	Pace.....	1-1	Winston-Salem.....	1-0
Georgia.....	0-3	<b>Palm Beach Atlantic (Dec. 8-W)</b> .....	<b>8-0</b>	Winthrop.....	3-1
Georgia Southern.....	0-1	Portland.....	1-3	Wisconsin-Oshkosh.....	0-1
Georgia State.....	8-17	Queens College.....	0-2	<b>WKU (Jan. 20-W, Feb. 10-L)</b> .....	<b>7-17</b>
Hannibal-LaGrange.....	1-0	Quincy.....	1-0	Youngstown State.....	0-1



# 2021-22 FAU MEN'S BASKETBALL GAME NOTES



## The Resu-May

### FAU Head Coach (2018-present)

- First FAU head men's basketball coach in the Division I era to lead the team to three consecutive winning seasons
- First coach in Owls' DI history to post back-to-back winning seasons in his first two years
- Led Owls to third postseason appearance in school history (2019 CIT) in first season
- Finalist for 2018-19 Joe B. Hall Award (best first-year Division I head coach)

### FAU Year-by-Year Record

2018-19 <sup>^</sup>	17-16
2019-20	17-15
2020-21	13-10
2021-22	<b>19-14</b>
Total:	<b>66-55</b>

<sup>^</sup> College Insiders Tournament Appearance

### Florida Assistant Coach (2015-18)

- Team was 69-37 during his tenure
- Advanced to back-to-back NCAA Tournaments and three straight postseason bids
- Elite Eight appearance in 2017

### Louisiana Tech Assistant Coach (2009-15)

- Three straight regular season conference championships
- Three NIT appearances

### UAB Assistant Coach (2007-09)

### Murray State Assistant Coach (2006-07)

### Eastern Michigan Assistant Coach (2005-06)

### USC Video Coordinator (2000-02)

### Indiana alumnus (2000)

## Head Coach Dusty May

Dusty May accepted the challenge of building Florida Atlantic University's men's basketball program into a team that will consistently compete on the national stage when he assumed the helm as FAU's Head Men's Basketball Coach after signing a five-year contract in late March of 2018.

"Dusty was my number one choice, and I am thrilled to have him lead our men's basketball program," said Brian White. "This hire is a clear demonstration of the ambition we have for our basketball program, our athletic department and our university. Dusty will bring tremendous passion, determination and work ethic to this position. The future of the FAU men's basketball program is bright."

May joined FAU after three years as an assistant coach at the University of Florida, where he helped the Gators compile a 69-37 record, including back-to-back NCAA Tournament appearances. The Gators reached the second round of this year's tournament after advancing to the Elite Eight in 2017. As a full-time assistant, May's teams compiled a 274-166 record (.623 winning percentage).

May, who is FAU's ninth head men's basketball coach, spent the previous seven seasons on the coaching staffs of Florida coach Mike White, first at Louisiana Tech University for four seasons and then with the Gators. White is the older brother of Brian White, who was named FAU's vice president and director of athletics on March 3, 2018.

In his first season at the helm, May led the Owls to a winning record for the first time since 2011 and an appearance in the College Insider Tournament (CIT), just the third postseason appearance in school history. Graduate forward Xavian Stapleton was named Conference USA Co-Sixth Man of the Year and senior guard Anthony Adger made the All C-USA Third Team. For his efforts, May was a finalist for the Joe B. Hall Award, given to the best first year coach in Division I. As a team, the Owls set records for rebounds, rebounds per game, 3-pointers made, and free throw percentage. The Owls also scored 2,322 points, the second highest single season total in school history.

May continued the success in his second year, leading the Owls to their second winning season in a row, the first time that happened since the 1996-97 season. FAU won 14 home games, it's most since joining Division I, while averaging 71.1 points per game, its highest average in nearly a decade. May also became the fastest FAU coach to reach 30 wins at the D-I level and collected 16 Conference USA wins and 34 overall wins in his first two seasons at the helm, the highest totals of any Owls' coach at the D-I level. May capped off the campaign by leading the Owls to a 66-56 win over Old Dominion at the C-USA Tournament. The victory was the first in-bracket, neutral site conference tournament win for FAU since 2002.

The 2020-21 season was another winning campaign, and as the third consecutive under May, he is now the first coach since the program joined Division I to do so. The Owls again notched a win at the C-USA Tournament, and were at the top of the league and among the nation's leaders in total rebounds (first, and No. 9 in the nation) offensive rebounding (first and 29th), rebounding margin (first and 13th), 3-point percentage (first and 16th), scoring margin (second and 20th), 3-pointers made (third and 17th), scoring (third and 38th), and field goal percentage (third and 59th).

"The opportunity to recruit in such a fertile region, the momentum this university is enjoying and the enormous potential here are ideal starting points," said May. "We will be winners here, and we will play with tremendous passion and energy. The vision of President John Kelly, the board of trustees and the athletic department under the leadership of Brian White made this move an easy decision. I can't wait to get started."

May was retained as an assistant at Louisiana Tech when Mike White took over the program entering the 2011-12 season, and the Bulldogs won three straight conference championships – the Western Athletic Conference title in 2013 and Conference USA crowns in 2014 and 2015. In their first season in Gainesville, the Gators rebounded from a sub-.500 record to finish 21-15 and advance to the quarterfinals of the National Invitational Tournament.

May served six seasons (2009-15) as assistant coach and associate head coach at Louisiana Tech. In his final season with the Bulldogs, the team went 27-9, including 15-3 in Conference USA to win the regular season championship by two games, and went 17-0 on its home court. Louisiana Tech won 49 of 50 home games from February 2012 through the end of the 2014-15 season.

May was a student manager for the Indiana University men's basketball team and after graduating began his professional career as an administrative assistant/video coordinator at USC from 2000-02. He returned to Indiana in an administrative role for three seasons before taking his first step as an assistant coach with Eastern Michigan (2005-06). He has also served as an assistant at Murray State (2006-07) and UAB (2007-09).

May and his wife, Anna, have three sons, Jack, Charlie and Eli.

# 2021-22 FAU MEN'S BASKETBALL GAME NOTES

## Owl Career Statistics/ Career Highs

### BARUTI, Bitumba

SEASON	TEAM	GP-GS	MIN/AVG	Field Goals		3-Point		F-Throws		Rebounds				Scoring						
				FG-FGA	FG%	3FG-3FGA	3FG%	FT-FTA	FT%	OFF	DEF	TOT	AVG	PF-FO	A	TO	BLK	STL	PTS	AVG
2016-17	UW	17-0	76/4.5	4-14	.286	0-6	.000	3-3	1.000	4	3	7	0.4	12-0	2	5	0	2	11	0.6
2019-20	ECU	31-5	673/21.7	54-156	.346	12-64	.188	15-20	.750	34	82	116	3.7	86-3	21	42	16	13	135	4.4
2020-21	ECU	17-5	421/24.8	42-110	.382	16-49	.327	15-27	.556	22	49	71	4.2	33-1	16	11	12	18	115	6.8
2021-22	FAU	31-13	440/14.2	45-100	.450	14-45	.311	15-27	.556	30	64	94	3.0	53-1	16	16	5	10	119	3.8
<b>TOTAL FOR FAU</b>		<b>31-13</b>	<b>440/14.2</b>	<b>45-100</b>	<b>.450</b>	<b>14-45</b>	<b>.311</b>	<b>15-27</b>	<b>.556</b>	<b>30</b>	<b>64</b>	<b>94</b>	<b>3.0</b>	<b>53-1</b>	<b>16</b>	<b>16</b>	<b>5</b>	<b>10</b>	<b>119</b>	<b>3.8</b>
<b>TOTAL</b>		<b>96-23</b>	<b>1610/16.8</b>	<b>145-380</b>	<b>.382</b>	<b>42-164</b>	<b>.256</b>	<b>48-77</b>	<b>.623</b>	<b>90</b>	<b>198</b>	<b>288</b>	<b>3.0</b>	<b>184-5</b>	<b>55</b>	<b>74</b>	<b>33</b>	<b>43</b>	<b>380</b>	<b>4.0</b>

### Single Game Highs

Statistic	Value	
Points	17	vs UNCW 12/07/20
Rebounds	10	vs Eastern Ky. 12/28/19
Assists	3	vs VMI 11/05/19, at Tulane 02/08/20, vs Tulane 12/22/20
Steals	5	vs James Madison 12/19/20
Blocks	3	vs Eastern Ky. 12/28/19
FG Made	7	vs UNCW 12/07/20
FG Attempts	13	vs UNCW 12/07/20
3FG Made	3	vs Houston 02/03/21, at SMU 12/16/20, at Tulane 01/02/21
3FG Attempts	6	vs Houston 02/03/21, at Tulane 01/02/21
FT Made	5	vs James Madison 12/19/20
FT Attempts	6	vs James Madison 12/19/20, vs N.C. Wesleyan 12/01/20

**2021-22 SEASON HIGHS**

PTS..... 15, 11/10/21 at New Mexico  
 REB ..... 9 (2x), last 12/17/21 vs. FT  
 AST..... 2, 1/15/22 at UAB

### BOYD, Nicholas

SEASON	TEAM	GP-GS	MIN/AVG	Field Goals		3-Point		F-Throws		Rebounds				Scoring						
				FG-FGA	FG%	3FG-3FGA	3FG%	FT-FTA	FT%	OFF	DEF	TOT	AVG	PF-FO	A	TO	BLK	STL	PTS	AVG
2020-21	FAU	23-0	348/15.1	41-97	.423	16-40	.400	20-26	.769	17	28	45	2.0	22-0	42	19	3	10	118	5.1
<b>TOTAL</b>		<b>23-0</b>	<b>348/15.1</b>	<b>41-97</b>	<b>.423</b>	<b>16-40</b>	<b>.400</b>	<b>20-26</b>	<b>.769</b>	<b>17</b>	<b>28</b>	<b>45</b>	<b>2.0</b>	<b>22-0</b>	<b>42</b>	<b>19</b>	<b>3</b>	<b>10</b>	<b>118</b>	<b>5.1</b>

### Single Game Highs

Statistic	Value	
Points	17	vs Mobile 11/28/20
Rebounds	7	at FIU 01/14/21
Assists	6	vs Fla. National 12/03/20
Steals	2	vs Middle Tenn. 03/04/21, vs FIU 01/16/21, vs Fla. Memorial 12/12/20
Blocks	1	vs Middle Tenn. 03/04/21, vs FIU 01/16/21, vs Fla. Memorial 12/12/20
FG Made	6	vs Mobile 11/28/20
FG Attempts	11	vs Mobile 11/28/20
3FG Made	3	vs Mobile 11/28/20
3FG Attempts	6	vs Mobile 11/28/20
FT Made	4	vs FIU 01/16/21
FT Attempts	5	vs FIU 01/16/21

# 2021-22 FAU MEN'S BASKETBALL GAME NOTES

## Owl Career Statistics/Career Highs

### DAVIS, Johnell

SEASON	TEAM	GP-GS	MIN/AVG	Field Goals		3-Point		F-Throws		Rebounds				Other					Scoring	
				FG-FGA	FG%	3FG-3FGA	3FG%	FT-FTA	FT%	OFF	DEF	TOT	AVG	PF-FO	A	TO	BLK	STL	PTS	AVG
2020-21	FAU	23-0	222/9.7	29-61	.475	6-26	.231	10-13	.769	25	39	64	2.8	27-0	24	17	4	13	74	3.2
2021-22	FAU	33-2	612/18.5	74-162	.457	21-66	.318	43-54	.796	36	102	138	4.2	67-0	33	41	7	36	212	6.4
<b>TOTAL</b>		<b>56-2</b>	<b>834/14.9</b>	<b>103-223</b>	<b>.462</b>	<b>27-92</b>	<b>.293</b>	<b>53-67</b>	<b>.791</b>	<b>61</b>	<b>141</b>	<b>202</b>	<b>3.6</b>	<b>94-0</b>	<b>57</b>	<b>58</b>	<b>11</b>	<b>49</b>	<b>286</b>	<b>5.1</b>

### Single Game Highs

Statistic	Value	
Points	15	at UTSA 01/29/22
Rebounds	9	vs Florida Col. 12/21/20
Assists	6	vs Florida Col. 12/21/20
Steals	4	vs Palm Beach Atl. 12/08/21, vs Old Dominion 02/08/22
Blocks	2	vs Fla. National 12/03/20, vs Louisiana Tech 02/03/22
FG Made	5	vs UAB 03/10/22
FG Attempts	12	at Western Ky. 02/10/22
3FG Made	2	vs Old Dominion 02/08/22, vs UAB 03/10/22
3FG Attempts	5	vs Fla. National 12/03/20, vs North Dakota 11/20/21, at Western Ky. 02/10/22
FT Made	6	at UTSA 01/29/22
FT Attempts	7	vs Marshall 01/22/22, at UTSA 01/29/22

**2021-22 SEASON HIGHS**

PT .....15, 1/29/22 at UTSA  
 REB .....8, 12/8/21 vs. PBA  
 AST .....3, 12/8/21 vs. PBA

### FORREST, Michael

SEASON	TEAM	GP-GS	MIN/AVG	Field Goals		3-Point		F-Throws		Rebounds				Other					Scoring	
				FG-FGA	FG%	3FG-3FGA	3FG%	FT-FTA	FT%	OFF	DEF	TOT	AVG	PF-FO	A	TO	BLK	STL	PTS	AVG
2018-19	FAU	33-27	937/28.4	93-250	.372	43-128	.336	50-66	.758	16	77	93	2.8	66-0	96	87	1	38	279	8.5
2019-20	FAU	32-8	816/25.5	93-226	.412	59-153	.386	54-70	.771	21	45	66	2.1	52-0	52	41	2	34	299	9.3
2020-21	FAU	23-17	633/27.5	99-218	.454	64-163	.393	25-37	.676	13	72	85	3.7	32-0	31	25	0	22	287	12.5
2021-22	FAU	33-33	1010/30.6	140-349	.401	83-235	.353	74-86	.860	15	98	113	3.4	43-1	100	72	1	34	437	13.2
<b>TOTAL</b>		<b>121-85</b>	<b>3395/28.1</b>	<b>425-1043</b>	<b>.407</b>	<b>249-679</b>	<b>.367</b>	<b>203-259</b>	<b>.784</b>	<b>65</b>	<b>292</b>	<b>357</b>	<b>3.0</b>	<b>193-1</b>	<b>279</b>	<b>225</b>	<b>4</b>	<b>128</b>	<b>1302</b>	<b>10.8</b>

### Single Game Highs

Statistic	Value	
Points	32	at Marshall 01/17/19
Rebounds	7	at Southern Miss. 02/27/21, vs Warner 11/13/21, vs Louisiana Tech 02/03/22
Assists	8	vs Western Ky. 01/20/22
Steals	4	at FIU 01/26/19, vs Florida Col. 12/19/18, vs Warner 11/13/21
Blocks	1	4 times
FG Made	11	at Marshall 01/17/19
FG Attempts	19	at Marshall 01/17/19
3FG Made	7	vs FIU 01/16/21
3FG Attempts	14	vs James Madison 11/28/21
FT Made	10	vs UTSA 01/02/20
FT Attempts	12	at FIU 01/26/19, vs UTSA 01/02/20

**2021-22 SEASON HIGHS**

PT .....27, 1/8/22 at Marshall  
 REB .....7, 11/13/21 vs. Wagner  
 AST .....8, 1/20/22 vs. WKU



# 2021-22 FAU MEN'S BASKETBALL GAME NOTES

## Owl Career Statistics/ Career Highs

### GOLDIN, Vladislav

				Field Goals		3-Point		F-Throws		Rebounds				Scoring						
SEASON	TEAM	GP-GS	MIN/AVG	FG-FGA	FG%	3FG-3FGA	3FG%	FT-FTA	FT%	OFF	DEF	TOT	AVG	PF-FO	A	TO	BLK	STL	PTS	AVG
2020-21	TTU	10-0	47/4.7	6-17	.353	0-0	.000	7-7	1.000	2	8	10	1.0	7-0	2	1	1	2	19	1.9
2021-22	FAU	33-32	589/17.8	97-170	.571	0-0	.000	35-59	.593	67	94	161	4.9	82-4	11	41	38	13	229	6.9
<b>TOTAL FOR FAU</b>		<b>33-32</b>	<b>589/17.8</b>	<b>97-170</b>	<b>.571</b>	<b>0-0</b>	<b>.000</b>	<b>35-59</b>	<b>.593</b>	<b>67</b>	<b>94</b>	<b>161</b>	<b>4.9</b>	<b>82-4</b>	<b>11</b>	<b>41</b>	<b>38</b>	<b>13</b>	<b>229</b>	<b>6.9</b>
<b>TOTAL</b>		<b>43-32</b>	<b>636/14.8</b>	<b>103-187</b>	<b>.551</b>	<b>0-0</b>	<b>.000</b>	<b>42-66</b>	<b>.636</b>	<b>69</b>	<b>102</b>	<b>171</b>	<b>4.0</b>	<b>89-4</b>	<b>13</b>	<b>42</b>	<b>39</b>	<b>15</b>	<b>248</b>	<b>5.8</b>

### Single Game Highs

Statistic	Value	
Points	19	at UTEP 01/27/22
Rebounds	11	vs Miami (FL) 11/16/21
Assists	4	vs Stetson 12/01/21
Steals	3	vs Stetson 12/01/21
Blocks	3	at UAB 01/15/22, vs Western Ky. 01/20/22, vs Louisiana Tech 02/03/22
FG Made	9	at UTEP 01/27/22
FG Attempts	13	vs UT Martin 11/19/21
FT Made	4	at New Mexico 11/10/21, at Charlotte 02/26/22, vs Charlotte 01/17/22
FT Attempts	6	at Middle Tenn. 01/13/22, vs Miami (FL) 11/16/21, at Charlotte 02/26/22

### GREENLEE, Bryan

				Field Goals		3-Point		F-Throws		Rebounds				Scoring						
SEASON	TEAM	GP-GS	MIN/AVG	FG-FGA	FG%	3FG-3FGA	3FG%	FT-FTA	FT%	OFF	DEF	TOT	AVG	PF-FO	A	TO	BLK	STL	PTS	AVG
2019-20	MINN	19-0	53/2.8	2-8	.250	1-3	.333	0-0	.000	0	9	9	0.5	3-0	4	7	0	2	5	0.3
2020-21	FAU	23-23	674/29.3	81-189	.429	42-95	.442	25-38	.658	12	56	68	3.0	45-0	68	50	2	29	229	10.0
2021-22	FAU	32-30	959/30.0	103-247	.417	48-136	.353	57-86	.663	10	66	76	2.4	57-0	107	61	1	35	311	9.7
<b>TOTAL FOR FAU</b>		<b>55-53</b>	<b>1633/29.7</b>	<b>184-436</b>	<b>.422</b>	<b>90-231</b>	<b>.390</b>	<b>82-124</b>	<b>.661</b>	<b>22</b>	<b>122</b>	<b>144</b>	<b>2.6</b>	<b>102-0</b>	<b>175</b>	<b>111</b>	<b>3</b>	<b>64</b>	<b>540</b>	<b>9.8</b>
<b>TOTAL</b>		<b>74-53</b>	<b>1686/22.8</b>	<b>186-444</b>	<b>.419</b>	<b>91-234</b>	<b>.389</b>	<b>82-124</b>	<b>.661</b>	<b>22</b>	<b>131</b>	<b>153</b>	<b>2.1</b>	<b>105-0</b>	<b>179</b>	<b>118</b>	<b>3</b>	<b>66</b>	<b>545</b>	<b>7.4</b>

### Single Game Highs

Statistic	Value	
Points	25	at South Alabama 11/25/20
Rebounds	6	5 times
Assists	10	at Marshall 01/08/22
Steals	4	at VCU 12/15/21
Blocks	1	at South Alabama 11/25/20, at UTSA 02/13/21, vs North Dakota 11/20/21
FG Made	7	at South Alabama 11/25/20
FG Attempts	13	at South Alabama 11/25/20
3FG Made	7	at South Alabama 11/25/20
3FG Attempts	10	at South Alabama 11/25/20
FT Made	8	vs Louisiana Tech 02/03/22
FT Attempts	12	vs Louisiana Tech 02/03/22

#### 2021-22 SEASON HIGHS

PTS.....16, 1/29/22 at UTSA  
 REB ..... 6 (2x), Last 12/5/21 vs. UNF  
 AST.....10, 1/8/22 at Marshall

# 2021-22 FAU MEN'S BASKETBALL GAME NOTES

## Owl Career Statistics/Career Highs

### KAPITI, Dardan

SEASON	TEAM	GP-GS	MIN/AVG	Field Goals		3-Point		F-Throws		Rebounds				Scoring						
				FG-FGA	FG%	3FG-3FGA	3FG%	FT-FTA	FT%	OFF	DEF	TOT	AVG	PF-FO	A	TO	BLK	STL	PTS	AVG
2019-20	FAU	18-0	99/5.5	17-25	.680	0-2	.000	2-2	1.000	10	10	20	1.1	21-0	1	2	4	2	36	2.0
2020-21	FAU	20-0	157/7.9	18-30	.600	0-0	.000	4-18	.222	17	21	38	1.9	33-1	10	17	8	5	40	2.0
2021-22	FAU	13-0	52/4.0	5-11	.455	0-0	.000	1-2	.500	6	8	14	1.1	7-0	0	4	3	4	11	0.8
<b>TOTAL</b>		<b>51-0</b>	<b>308/6.0</b>	<b>40-66</b>	<b>.606</b>	<b>0-2</b>	<b>.000</b>	<b>7-22</b>	<b>.318</b>	<b>33</b>	<b>39</b>	<b>72</b>	<b>1.4</b>	<b>61-1</b>	<b>11</b>	<b>23</b>	<b>15</b>	<b>11</b>	<b>87</b>	<b>1.7</b>

### Single Game Highs

Statistic	Value	
Points	10	at Rice 01/09/20
Rebounds	7	vs Florida Col. 12/21/20
Assists	2	at FIU 01/14/21, vs FIU 01/16/21, vs Florida Col. 12/21/20
Steals	2	at Southern Miss. 02/27/21, vs Middle Tenn. 03/05/21, vs Middle Tenn. 02/19/22
Blocks	2	at Alabama 11/11/19, vs Charlotte 01/22/21, vs Charlotte 01/23/21
FG Made	5	at Rice 01/09/20
FG Attempts	5	vs Palm Beach Atl. 11/16/19, at Rice 01/09/20
3FG Attempts	2	vs Flagler 11/05/19
FT Made	2	vs Middle Tenn. 03/05/21
FT Attempts	5	vs Florida Col. 12/21/20

#### 2021-22 SEASON HIGHS

PT .....2, twice  
 REB .....4, twice  
 AST .....

### MARTIN, Alijah

SEASON	TEAM	GP-GS	MIN/AVG	Field Goals		3-Point		F-Throws		Rebounds				Scoring						
				FG-FGA	FG%	3FG-3FGA	3FG%	FT-FTA	FT%	OFF	DEF	TOT	AVG	PF-FO	A	TO	BLK	STL	PTS	AVG
2020-21	FAU	21-2	192/9.2	33-70	.471	15-43	.349	8-13	.615	16	35	51	2.4	21-0	16	11	3	9	89	4.2
2021-22	FAU	33-33	962/29.2	157-343	.458	84-210	.400	61-81	.753	36	139	175	5.3	72-0	48	57	12	53	459	13.9
<b>TOTAL</b>		<b>54-35</b>	<b>1155/21.4</b>	<b>190-413</b>	<b>.460</b>	<b>99-253</b>	<b>.391</b>	<b>69-94</b>	<b>.734</b>	<b>52</b>	<b>174</b>	<b>226</b>	<b>4.2</b>	<b>93-0</b>	<b>64</b>	<b>68</b>	<b>15</b>	<b>62</b>	<b>548</b>	<b>10.1</b>

### Single Game Highs

Statistic	Value	
Points	34	vs FIU 03/05/22
Rebounds	9	4 times
Assists	5	vs Florida Col. 12/21/20
Steals	4	at Western Ky. 02/10/22
Blocks	2	at High Point 12/21/21, at Western Ky. 02/10/22
FG Made	11	vs FIU 03/05/22
FG Attempts	17	vs FIU 03/05/22
3FG Made	5	4 times
3FG Attempts	12	vs Fla. National 12/03/20
FT Made	8	at Charlotte 02/26/22
FT Attempts	9	at Charlotte 02/26/22

#### 2021-22 SEASON HIGHS

PT .....34, 3/5/22 vs. FIU  
 REB .....9, three times  
 AST .....4, 11/28/21 & 1/29/22

# 2021-22 FAU MEN'S BASKETBALL GAME NOTES

## Owl Career Statistics/ Career Highs

### NIANG, Madiaw

SEASON	TEAM	GP-GS	MIN/AVG	Field Goals		3-Point		F-Throws		Rebounds				Scoring						
				FG-FGA	FG%	3FG-3FGA	3FG%	FT-FTA	FT%	OFF	DEF	TOT	AVG	PF-FO	A	TO	BLK	STL	PTS	AVG
2018-19	FAU	31-9	421/13.6	32-105	.305	10-45	.222	18-25	.720	30	76	106	3.4	50-0	10	14	5	9	92	3.0
2019-20	FAU	31-10	424/13.7	32-74	.432	3-18	.167	13-19	.684	42	67	109	3.5	39-0	9	17	14	18	80	2.6
2020-21	FAU	22-0	156/7.1	14-31	.452	0-2	.000	5-8	.625	22	15	37	1.7	21-0	2	8	10	3	33	1.5
2021-22	FAU	31-0	205/6.6	28-62	.452	0-6	.000	10-12	.833	24	25	49	1.6	16-0	3	5	3	8	66	2.1
<b>TOTAL</b>	<b>115-19</b>	<b>1206/10.5</b>	<b>106-272</b>	<b>.390</b>	<b>13-71</b>	<b>.183</b>	<b>46-64</b>	<b>.719</b>	<b>118</b>	<b>183</b>	<b>301</b>	<b>2.6</b>	<b>126-0</b>	<b>24</b>	<b>44</b>	<b>32</b>	<b>38</b>	<b>271</b>	<b>2.4</b>	

### Single Game Highs

Statistic	Value	
Points	14	at New Mexico 11/10/21
Rebounds	14	at Illinois 12/29/18
Assists	2	vs Louisiana Tech 03/06/19, at Rice 01/09/20
Steals	2	6 times
Blocks	3	at Miami (FL) 11/08/19, at FIU 02/05/20, vs Fla. National 12/03/20
FG Made	6	at New Mexico 11/10/21
FG Attempts	9	at Arkansas St. 12/14/18, vs Florida Col. 12/19/18, vs Warner 11/13/21
3FG Made	2	vs Rice 02/16/19, vs Holy Cross 11/29/19
3FG Attempts	3	9 times
FT Made	6	at Illinois 12/29/18
FT Attempts	8	at Illinois 12/29/18

2021-22 SEASON HIGHS	
PTS.....	14, 11/10/21 at New Mexico
REB .....	6, 11/13/21 vs. Warner
AST.....	1 (3x), last 12/21/21 vs. HPU

### RALAT, Alejandro

SEASON	TEAM	GP-GS	MIN/AVG	Field Goals		3-Point		F-Throws		Rebounds				Scoring						
				FG-FGA	FG%	3FG-3FGA	3FG%	FT-FTA	FT%	OFF	DEF	TOT	AVG	PF-FO	A	TO	BLK	STL	PTS	AVG
2020-21	FAU	7-0	25/3.6	4-12	.333	1-4	.250	0-0	.000	0	1	1	0.1	3-0	3	3	0	0	9	1.3
2021-22	FAU	20-0	150/7.5	7-15	.467	3-8	.375	7-9	.778	5	2	7	0.4	24-0	16	4	0	3	24	1.2
<b>TOTAL</b>	<b>27-0</b>	<b>175/6.5</b>	<b>11-27</b>	<b>.407</b>	<b>4-12</b>	<b>.333</b>	<b>7-9</b>	<b>.778</b>	<b>5</b>	<b>3</b>	<b>8</b>	<b>0.3</b>	<b>27-0</b>	<b>19</b>	<b>7</b>	<b>0</b>	<b>3</b>	<b>33</b>	<b>1.2</b>	

### Single Game Highs

Statistic	Value	
Points	5	vs North Dakota 11/20/21, vs North Florida 12/05/21
Rebounds	2	vs Warner 11/13/21, vs Southern Miss. 03/09/22
Assists	4	at New Mexico 11/10/21, vs North Dakota 11/20/21
Steals	3	vs Warner 11/13/21
FG Made	2	vs Fla. Memorial 12/12/20, vs North Dakota 11/20/21
FG Attempts	3	4 times
3FG Made	1	4 times
3FG Attempts	2	vs Fla. National 12/03/20, at New Mexico 11/10/21
FT Made	2	vs Warner 11/13/21, vs North Florida 12/05/21, at VCU 12/15/21
FT Attempts	2	4 times

2021-22 SEASON HIGHS	
PTS.....	5 (2x), last 12/5/21 vs. N.Florida
REB .....	2, 11/13/21 vs. Warner
AST... 4	(2x), last 11/20/21 vs. N.Dakota



# 2021-22 FAU MEN'S BASKETBALL GAME NOTES

## Owl Career Statistics/Career Highs

### ROSADO, Giancarlo

SEASON	TEAM	GP-GS	MIN/AVG	Field Goals		3-Point		F-Throws		Rebounds				Scoring						
				FG-FGA	FG%	3FG-3FGA	3FG%	FT-FTA	FT%	OFF	DEF	TOT	AVG	PF-FO	A	TO	BLK	STL	PTS	AVG
2020-21	FAU	20-0	155/7.8	25-50	.500	1-3	.333	10-19	.526	13	23	36	1.8	14-0	8	12	2	4	61	3.1
2021-22	FAU	33-0	544/16.5	88-174	.506	2-13	.154	51-78	.654	36	60	96	2.9	41-0	33	41	13	11	229	6.9
<b>TOTAL</b>		<b>53-0</b>	<b>699/13.2</b>	<b>113-224</b>	<b>.504</b>	<b>3-16</b>	<b>.188</b>	<b>61-97</b>	<b>.629</b>	<b>49</b>	<b>83</b>	<b>132</b>	<b>2.5</b>	<b>55-0</b>	<b>41</b>	<b>53</b>	<b>15</b>	<b>15</b>	<b>290</b>	<b>5.5</b>

### Single Game Highs

Statistic	Value	
Points	15	vs Middle Tenn. 02/19/22
Rebounds	7	at FIU 03/03/22
Assists	3	vs Western Ky. 01/20/22, vs Middle Tenn. 02/19/22, vs UAB 03/10/22
Steals	2	vs Fla. Memorial 12/12/20, vs UT Martin 11/19/21, vs UAB 03/10/22
Blocks	2	vs Charlotte 01/17/22
FG Made	7	vs Middle Tenn. 02/19/22
FG Attempts	11	vs James Madison 11/28/21
3FG Made	1	vs Fla. Memorial 12/12/20, vs Troy 11/22/21, vs Louisiana Tech 02/03/22
3FG Attempts	3	vs James Madison 11/28/21
FT Made	7	vs UAB 03/10/22
FT Attempts	9	vs UAB 03/10/22

**2021-22 SEASON HIGHS**

PT ..... 15, 2/19/22 vs. MTSU

REB ..... 7, 3/3/22 at FIU

AST ..... 3, twice

### ULMER, Brant

SEASON	TEAM	GP-GS	MIN/AVG	Field Goals		3-Point		F-Throws		Rebounds				Scoring						
				FG-FGA	FG%	3FG-3FGA	3FG%	FT-FTA	FT%	OFF	DEF	TOT	AVG	PF-FO	A	TO	BLK	STL	PTS	AVG
2020-21	FAU	5-0	13/2.7	1-1	1.000	0-0	.000	0-0	.000	0	2	2	0.4	1-0	0	0	1	1	2	0.4
2021-22	FAU	7-0	7/1.0	0-0	.000	0-0	.000	0-0	.000	0	1	1	0.1	0-0	0	1	0	0	0	0.0
<b>TOTAL</b>		<b>12-0</b>	<b>20/1.7</b>	<b>1-1</b>	<b>1.000</b>	<b>0-0</b>	<b>.000</b>	<b>0-0</b>	<b>.000</b>	<b>0</b>	<b>3</b>	<b>3</b>	<b>0.3</b>	<b>1-0</b>	<b>0</b>	<b>1</b>	<b>1</b>	<b>1</b>	<b>2</b>	<b>0.2</b>

### Single Game Highs

Statistic	Value	
Points	2	vs Fla. Memorial 12/12/20
Rebounds	2	vs Mobile 11/28/20
Steals	1	vs Fla. Memorial 12/12/20
Blocks	1	vs Fla. National 12/03/20
FG Made	1	vs Fla. Memorial 12/12/20
FG Attempts	1	vs Fla. Memorial 12/12/20

# 2021-22 FAU MEN'S BASKETBALL GAME NOTES

## Owl Career Statistics/ Career Highs

### WEATHERSPOON, Brandon

				Field Goals		3-Point		F-Throws		Rebounds									Scoring	
SEASON	TEAM	GP-GS	MIN/AVG	FG-FGA	FG%	3FG-3FGA	3FG%	FT-FTA	FT%	OFF	DEF	TOT	AVG	PF-FO	A	TO	BLK	STL	PTS	AVG
2021-22	FAU	26-1	285/11.0	39-96	.406	21-68	.309	9-11	.818	15	27	42	1.6	18-0	10	6	1	10	108	4.2
<b>TOTAL</b>		<b>26-1</b>	<b>285/11.0</b>	<b>39-96</b>	<b>.406</b>	<b>21-68</b>	<b>.309</b>	<b>9-11</b>	<b>.818</b>	<b>15</b>	<b>27</b>	<b>42</b>	<b>1.6</b>	<b>18-0</b>	<b>10</b>	<b>6</b>	<b>1</b>	<b>10</b>	<b>108</b>	<b>4.2</b>

### Single Game Highs

Statistic	Value	
Points	16	vs Southern Miss. 02/05/22
Rebounds	5	vs Old Dominion 02/08/22
Assists	3	vs Southern Miss. 03/09/22
Steals	2	vs UAB 03/10/22
Blocks	1	vs FIU 03/05/22
FG Made	6	vs Southern Miss. 02/05/22
FG Attempts	11	vs Warner 11/13/21
3FG Made	4	vs Southern Miss. 02/05/22
3FG Attempts	10	vs Warner 11/13/21
FT Made	4	vs Warner 11/13/21
FT Attempts	4	vs Warner 11/13/21

### WINCHESTER, Everett

				Field Goals		3-Point		F-Throws		Rebounds									Scoring	
SEASON	TEAM	GP-GS	MIN/AVG	FG-FGA	FG%	3FG-3FGA	3FG%	FT-FTA	FT%	OFF	DEF	TOT	AVG	PF-FO	A	TO	BLK	STL	PTS	AVG
2017-18	WSU	33-0	699/21.2	91-195	.467	0-6	.000	82-117	.701	44	80	124	3.8	70-1	37	55	9	13	264	8.0
2019-20	FAU	17-9	295/17.4	27-66	.409	3-15	.200	13-22	.591	8	40	48	2.8	25-0	27	23	4	14	70	4.1
2020-21	FAU	22-14	467/21.2	43-104	.413	5-18	.278	31-53	.585	26	69	95	4.3	43-1	39	40	3	17	122	5.5
2021-22	FAU	31-21	717/23.1	83-175	.474	8-30	.267	34-53	.642	32	93	125	4.0	72-2	66	58	10	21	208	6.7
<b>TOTAL FOR FAU</b>		<b>70-44</b>	<b>1479/21.1</b>	<b>153-345</b>	<b>.443</b>	<b>16-63</b>	<b>.254</b>	<b>78-128</b>	<b>.609</b>	<b>66</b>	<b>202</b>	<b>268</b>	<b>3.8</b>	<b>140-3</b>	<b>132</b>	<b>121</b>	<b>17</b>	<b>52</b>	<b>400</b>	<b>5.7</b>
<b>TOTAL</b>		<b>103-44</b>	<b>2178/21.1</b>	<b>244-540</b>	<b>.452</b>	<b>16-69</b>	<b>.232</b>	<b>160-245</b>	<b>.653</b>	<b>110</b>	<b>282</b>	<b>392</b>	<b>3.8</b>	<b>210-4</b>	<b>169</b>	<b>176</b>	<b>26</b>	<b>65</b>	<b>664</b>	<b>6.4</b>

### Single Game Highs

Statistic	Value	
Points	19	at UIC 02/25/18
Rebounds	14	vs FIU 01/16/21
Assists	6	4 times
Steals	3	5 times
Blocks	2	vs Troy 11/22/21, vs Charlotte 01/17/22
FG Made	8	at UIC 02/25/18
FG Attempts	18	at UIC 02/25/18
3FG Made	2	vs Tampa 12/19/19
3FG Attempts	4	vs Western Ky. 01/20/22
FT Made	8	vs Ohio Valley 12/05/17
FT Attempts	10	at Loyola Chicago 11/10/17

### 2021-22 SEASON HIGHS

PTS..... 15, 12/1/21 vs. Stetson  
 REB ..... 7, 11/20/21 & 1/20/22  
 AST..... 6 (3x), last 12/8/21 vs. PBA

# 2021-22 FAU MEN'S BASKETBALL GAME NOTES

## Owl Career Statistics/Career Highs

ZIMONJIC, Bogdan

SEASON	TEAM	GP-GS	MIN/AVG	Field Goals		3-Point		F-Throws		Rebounds				Scoring						
				FG-FGA	FG%	3FG-3FGA	3FG%	FT-FTA	FT%	OFF	DEF	TOT	AVG	PF-FO	A	TO	BLK	STL	PTS	AVG
2021-22	FAU	17-0	94/5.5	12-29	.414	7-16	.438	4-6	.667	4	8	12	0.7	5-0	4	2	0	5	35	2.1
<b>TOTAL</b>		<b>17-0</b>	<b>94/5.5</b>	<b>12-29</b>	<b>.414</b>	<b>7-16</b>	<b>.438</b>	<b>4-6</b>	<b>.667</b>	<b>4</b>	<b>8</b>	<b>12</b>	<b>0.7</b>	<b>5-0</b>	<b>4</b>	<b>2</b>	<b>0</b>	<b>5</b>	<b>35</b>	<b>2.1</b>

### Single Game Highs

Statistic	Value	
Points	8	vs Palm Beach Atl. 12/08/21
Rebounds	2	at Middle Tenn. 01/13/22, vs North Dakota 11/20/21, vs Palm Beach Atl. 12/08/21
Assists	1	4 times
Steals	1	5 times
FG Made	3	vs Warner 11/13/21
FG Attempts	5	vs Warner 11/13/21, vs Florida Tech 12/17/21
3FG Made	2	vs Palm Beach Atl. 12/08/21
3FG Attempts	3	vs Palm Beach Atl. 12/08/21, vs Florida Tech 12/17/21
FT Made	2	vs Palm Beach Atl. 12/08/21
FT Attempts	2	vs North Florida 12/05/21, vs Palm Beach Atl. 12/08/21, vs Florida Tech 12/17/21

## FAU Game-By-Game

Opponent	Date	Score	L	Total		3-Pointers		Free throws		Rebounds				PF	A	TO	BLK	STL	PTS	AVG
				FG-FGA	PCT	3FG-3FGA	PCT	FT-FTA	PCT	OFF	DEF	TOT	AVG							
at New Mexico	11/10/2021	92-99	L	32-65	.492	8-26	.308	20-23	.870	17	25	42	42.0	24	16	17	0	4	92	92.0
Warner	11/13/2021	78-56	W	27-74	.365	9-37	.243	15-18	.833	17	29	46	44.0	18	12	10	1	12	78	85.0
Miami (FL)	11/16/2021	66-68	L	25-51	.490	6-18	.333	10-24	.417	9	28	37	41.7	26	6	14	2	4	66	78.7
UT Martin	11/19/2021	75-67	W	27-61	.443	8-27	.296	13-18	.722	10	30	40	41.3	15	15	9	2	5	75	77.8
North Dakota	11/20/2021	98-79	W	35-64	.547	15-27	.556	13-19	.684	10	22	32	39.4	15	21	6	4	6	98	81.8
Troy	11/22/2021	78-83	Lot	27-61	.443	8-28	.286	16-26	.615	11	35	46	40.5	23	15	16	4	7	78	81.2
James Madison	11/28/2021	65-69	L	25-57	.439	11-30	.367	4-7	.571	11	20	31	39.1	10	15	13	3	8	65	78.9
Stetson	12/01/2021	83-73	W	34-58	.586	9-22	.409	6-6	1.000	8	21	29	37.9	15	21	13	2	8	83	79.4
North Florida	12/05/2021	76-41	W	30-56	.536	8-20	.400	8-14	.571	12	28	40	38.1	13	16	17	3	14	76	79.0
Palm Beach Atl.	12/08/2021	84-63	W	30-69	.435	14-29	.483	10-20	.500	19	23	42	38.5	13	23	5	2	12	84	79.5
at VCU	12/15/2021	46-66	L	17-49	.347	5-23	.217	7-12	.583	7	19	26	37.4	24	4	25	1	12	46	76.5
Florida Tech	12/17/2021	78-55	W	28-67	.418	11-30	.367	11-17	.647	14	30	44	37.9	12	14	5	1	9	78	76.6
at High Point	12/21/2021	52-55	L	21-55	.382	6-25	.240	4-9	.444	13	20	33	37.5	14	9	10	4	3	52	74.7
at Marshall	01/08/2022	90-77	W	30-56	.536	8-22	.364	22-29	.759	9	25	34	37.3	22	15	11	3	10	90	75.8
at Middle Tenn.	01/13/2022	57-70	L	16-44	.364	5-21	.238	20-26	.769	9	24	33	37.0	11	5	19	2	4	57	74.5
at UAB	01/15/2022	65-76	L	23-60	.383	8-24	.333	11-12	.917	8	32	40	37.2	17	10	13	7	2	65	73.9
Charlotte	01/17/2022	96-67	W	34-55	.618	16-21	.762	12-13	.923	5	26	31	36.8	12	16	8	5	5	96	75.2
Western Ky.	01/20/2022	78-69	W	33-71	.465	11-33	.333	1-3	.333	13	23	36	36.8	15	22	10	3	9	78	75.4
Marshall	01/22/2022	71-60	W	25-58	.431	7-22	.318	14-19	.737	12	30	42	37.1	18	8	14	2	6	71	75.2
at UTEP	01/27/2022	68-70	L	26-54	.481	7-17	.412	9-11	.818	12	22	34	36.9	12	17	15	2	7	68	74.8
at UTSA	01/29/2022	73-64	W	21-55	.382	9-24	.375	22-26	.846	6	35	41	37.1	16	11	13	4	11	73	74.7
Louisiana Tech	02/03/2022	83-73	W	26-50	.520	10-23	.435	21-27	.778	7	29	36	37.0	16	12	15	5	4	83	75.1
Southern Miss.	02/05/2022	84-57	W	33-64	.516	11-28	.393	7-12	.583	10	30	40	37.2	15	21	9	0	6	84	75.5
Old Dominion	02/08/2022	81-62	W	32-68	.471	13-32	.406	4-8	.500	15	26	41	37.3	16	13	12	2	9	81	75.7
at Western Ky.	02/10/2022	69-76	L	25-62	.403	10-31	.323	9-13	.692	12	21	33	37.2	18	13	16	3	8	69	75.4
North Texas	02/17/2022	51-54	L	19-51	.373	3-14	.214	10-15	.667	10	16	26	36.7	17	10	8	4	7	51	74.5
Middle Tenn.	02/19/2022	79-87	L	27-52	.519	7-23	.304	18-23	.783	12	17	29	36.4	26	12	17	3	5	79	74.7
at Old Dominion	02/24/2022	51-70	L	18-67	.269	5-35	.143	10-16	.625	12	24	36	36.4	19	8	11	2	6	51	73.8
at Charlotte	02/26/2022	74-69	W	23-50	.460	6-19	.316	22-26	.846	13	25	38	36.5	20	8	19	4	3	74	73.8
at FIU	03/03/2022	71-51	W	25-54	.463	10-24	.417	11-15	.733	12	29	41	36.6	11	10	16	3	8	71	73.7
FIU	03/05/2022	84-76	W	27-57	.474	9-25	.360	21-29	.724	11	23	34	36.5	21	14	14	2	9	84	74.1
vs Southern Miss.	03/09/2022	86-59	W	34-58	.586	11-25	.440	7-10	.700	8	29	37	36.6	17	22	12	4	9	86	74.4
vs UAB	03/10/2022	66-80	L	23-60	.383	7-28	.250	13-18	.722	9	18	27	36.3	16	13	16	5	11	66	74.2
<b>Total</b>		<b>2448</b>		<b>878-1933</b>	<b>.454</b>	<b>291-833</b>	<b>.349</b>	<b>401-564</b>	<b>.711</b>	<b>363</b>	<b>834</b>	<b>1197</b>	<b>36.3</b>	<b>557</b>	<b>447</b>	<b>428</b>	<b>94</b>	<b>243</b>	<b>2448</b>	<b>74.2</b>
Opponents		2241		808-1832	.441	225-618	.364	400-571	.701	276	778	1054	31.9	536	362	450	97	199	2241	67.9

# 2021-22 FAU MEN'S BASKETBALL GAME NOTES

## Game-By-Game Results & Leaders

### Game Records

Record	Overall	Home	Away	Neutral
ALL GAMES	19-14	14-5	4-8	1-1
CONFERENCE	11-7	7-2	4-5	0-0
NON-CONFERENCE	8-7	7-3	0-3	1-1

### Team Results

Date	Opponent		Score	Att.	High Points	High Rebounds
11/10/2021	at New Mexico	L	92-99	8553	(26) FORREST, Michael	(9) BARUTI, Bitumba
11/13/2021	Warner	W	78-56	1089	(17) MARTIN, Alijah	(7) FORREST, Michael
11/16/2021	Miami (FL)	L	66-68	2772	(21) FORREST, Michael	(11) GOLDIN, Vladislav
11/19/2021	UT Martin	W	75-67	1064	(18) GOLDIN, Vladislav	(9) GOLDIN, Vladislav
11/20/2021	North Dakota	W	98-79	926	(24) FORREST, Michael	(7) WINCHESTER, Everett
11/22/2021	Troy	Lot	78-83	988	(22) MARTIN, Alijah	(8) MARTIN, Alijah
11/28/2021	James Madison	L	65-69	939	(18) FORREST, Michael	(5) ROSADO, Giancarlo (5) MARTIN, Alijah
12/01/2021	Stetson	W	83-73	1347	(17) MARTIN, Alijah	(8) GOLDIN, Vladislav
12/05/2021	North Florida	W	76-41	1358	(14) GREENLEE, Bryan	(6) BARUTI, Bitumba (6) GREENLEE, Bryan
12/08/2021	Palm Beach Atl.	W	84-63	1045	(21) FORREST, Michael	(8) DAVIS, Johnell
12/15/2021	at VCU	L	46-66	6907	(13) MARTIN, Alijah	(7) DAVIS, Johnell
12/17/2021	Florida Tech	W	78-55	1089	(17) FORREST, Michael (17) MARTIN, Alijah	(9) BARUTI, Bitumba
12/21/2021	at High Point	L	52-55	2216	(14) GREENLEE, Bryan	(9) MARTIN, Alijah
01/08/2022	at Marshall	W	90-77	4115	(27) FORREST, Michael	(6) NIANG, Madiaw
01/13/2022	at Middle Tenn.	L	57-70	2515	(13) MARTIN, Alijah	(5) FORREST, Michael (5) GOLDIN, Vladislav (5) MARTIN, Alijah
01/15/2022	at UAB	L	65-76	3456	(16) MARTIN, Alijah	(8) MARTIN, Alijah
01/17/2022	Charlotte	W	96-67	1029	(20) MARTIN, Alijah	(6) DAVIS, Johnell
01/20/2022	Western Ky.	W	78-69	1305	(14) FORREST, Michael (14) WINCHESTER, Everett	(7) WINCHESTER, Everett
01/22/2022	Marshall	W	71-60	1721	(14) MARTIN, Alijah	(7) MARTIN, Alijah
01/27/2022	at UTEP	L	68-70	4458	(19) GOLDIN, Vladislav	(9) MARTIN, Alijah
01/29/2022	at UTSA	W	73-64	1129	(16) GREENLEE, Bryan (16) MARTIN, Alijah	(9) MARTIN, Alijah
02/03/2022	Louisiana Tech	W	83-73	1683	(21) MARTIN, Alijah	(8) MARTIN, Alijah
02/05/2022	Southern Miss.	W	84-57	1366	(16) WEATHERSPOON, Brandon	(6) FORREST, Michael
02/08/2022	Old Dominion	W	81-62	1106	(16) FORREST, Michael	(7) BARUTI, Bitumba
02/10/2022	at Western Ky.	L	69-76	3547	(20) FORREST, Michael	(6) DAVIS, Johnell
02/17/2022	North Texas	L	51-54	1774	(10) ROSADO, Giancarlo	(5) MARTIN, Alijah
02/19/2022	Middle Tenn.	L	79-87	1977	(22) MARTIN, Alijah	(6) MARTIN, Alijah
02/24/2022	at Old Dominion	L	51-70	4376	(13) GOLDIN, Vladislav	(7) BARUTI, Bitumba
02/26/2022	at Charlotte	W	74-69	3136	(16) MARTIN, Alijah	(7) MARTIN, Alijah
03/03/2022	at FIU	W	71-51	3763	(13) MARTIN, Alijah	(9) GOLDIN, Vladislav
03/05/2022	FIU	W	84-76	2027	(34) MARTIN, Alijah	(6) MARTIN, Alijah
03/09/2022	vs Southern Miss.	W	86-59	0	(15) GREENLEE, Bryan	(7) DAVIS, Johnell
03/10/2022	vs UAB	L	66-80	0	(16) FORREST, Michael	(8) MARTIN, Alijah

# 2021-22 FAU MEN'S BASKETBALL GAME NOTES

## Owls in C-USA/NCAA Team Statistics

Statistic	National Rank	Conference Rank	Value	National Leader	Value	Conference Leader	Value
3-pt Field Goal Attempts (350 ranked)	37	2	833	Furman	1,054	FIU	880
Assist Turnover Ratio (350 ranked)	158	7	1.04	Iowa	1.75	Rice	1.27
Assists Per Game (350 ranked)	132	7	13.5	Arizona	19.9	Rice	15.8
Blocked Shots Per Game (350 ranked)	215	9	2.8	Auburn	7.9	Western Ky.	5.9
Defensive Rebounds per Game (350 ranked)	180	10	25.27	Gonzaga	32.07	Louisiana Tech	26.88
Fewest Fouls (350 ranked)	261	11	557	Western Ky.	362	Western Ky.	362
Fewest Turnovers (350 ranked)	264	10	428	New Hampshire	254	North Texas	353
Field-Goal Percentage (350 ranked)	99	6	45.4	Gonzaga	52.7	UAB	46.8
Field-Goal Percentage Defense (350 ranked)	220	8	44.1	Houston	37.3	North Texas	41.1
Free Throw Attempts (350 ranked)	147	8	564	A&M-Corpus Christi	776	Louisiana Tech	628
Free Throws Made (350 ranked)	148	7	401	A&M-Corpus Christi	572	Middle Tenn.	468
Free-Throw Percentage (350 ranked)	185	8	71.1	Villanova	82.3	Charlotte	79.2
Offensive Rebounds Per Game (350 ranked)	96	4	11.00	South Carolina St.	15.23	UTSA	12.72
Personal Fouls Per Game (350 ranked)	191	12	16.9	Western Ky.	11.3	Western Ky.	11.3
Rebound Margin (350 ranked)	59	3	4.3	Kentucky	10.0	UAB	4.6
Scoring Defense (350 ranked)	134	6	67.9	North Texas	55.2	North Texas	55.2
Scoring Margin (350 ranked)	82	5	6.3	Gonzaga	22.5	UAB	14.4
Scoring Offense (350 ranked)	93	6	74.2	Gonzaga	87.8	UAB	80.7
Steals Per Game (350 ranked)	88	5	7.4	LSU	11.1	UAB	9.7
Three Pt FG Defense (350 ranked)	319	13	36.4	UC Irvine	26.2	North Texas	27.4
Three-Point Field Goals Per Game (350 ranked)	45	3	8.8	VMI	12.5	FIU	9.6
Three-Point Field-Goal Percentage (350 ranked)	113	7	34.9	South Dakota St.	44.9	UAB	38.0
Total 3-point FGM (350 ranked)	37	3	291	Furman	401	FIU	308
Total Assists (350 ranked)	96	4	447	Arizona	677	Rice	506
Total Blocks (350 ranked)	193	8	94	Auburn	254	Western Ky.	190
Total Rebounds (350 ranked)	81	5	1,197	Arizona	1,406	UAB	1,306
Total Rebounds Per Game (350 ranked)	112	5	36.27	Buffalo	42.43	UAB	38.41
Total Steals (350 ranked)	66	4	243	LSU	366	UAB	330
Turnover Margin (348 ranked)	138	7	0.7	Abilene Christian	9.0	UAB	4.5
Turnovers Forced (350 ranked)	103	5	13.64	Abilene Christian	21.48	UAB	16.03
Turnovers Per Game (350 ranked)	208	10	13.0	Wisconsin	8.5	North Texas	11.4
Won-Lost Percentage (350 ranked)	144	7	57.6	Murray St.	93.8	North Texas	80.6



# 2021-22 FAU MEN'S BASKETBALL GAME NOTES

## Owls in C-USA/NCAA Individual Statistics

Statistic	Player	National Rank	Conference Rank	Value	National Leader	Value	Conference Leader	Value
3-pt Field Goal Attempts (348 ranked)	Michael Forrest	33	3	235	Darius McGhee, Liberty	364	Jordan Walker, UAB	283
	Alijah Martin	78	6	210				
Assist Turnover Ratio (350 ranked)	Bryan Greenlee	157	5	1.75	Reece Beekman, Virginia	3.69	Tevin Brewer, FIU	2.01
	Michael Forrest	275	13	1.39				
Assists Per Game (350 ranked)	Bryan Greenlee	254	12	3.3	Yuri Collins, Saint Louis	7.9	Tevin Brewer, FIU	5.6
	Michael Forrest	345	14	3.0				
Blocked Shots Per Game (349 ranked)	Vladislav Goldin	144	7	1.15	Jamarion Sharp, Western Ky.	4.62	Jamarion Sharp, Western Ky.	4.62
Defensive Rebounds per Game (349 ranked)					Fardaws Aimaq, Utah Valley	10.59	Kenneth Lofton, Jr., Louisiana Tech	7.24
Double Doubles (288 ranked)					Oscar Tshiebwe, Kentucky	27	Kenneth Lofton, Jr., Louisiana Tech	17
					Fardaws Aimaq, Utah Valley	27		
Field-Goal Percentage (322 ranked)					Enrique Freeman, Akron	66.1	Austin Trice, Old Dominion	54.2
Free Throw Attempts (347 ranked)					Scotty Pippen Jr., Vanderbilt	276	Souley Boum, UTEP	194
Free Throws Made (343 ranked)					Tanner Holden, Wright St.	215	Souley Boum, UTEP	164
Free-Throw Percentage (350 ranked)					Foster Loyer, Davidson	93.4	Denver Jones, FIU	89.6
Minutes Per Game (350 ranked)					Jacob Gilyard, Richmond	38:33	Taevion Kinsey, Marshall	37:00
Offensive Rebounds Per Game (349 ranked)	Vladislav Goldin	271	14	2.03	Oscar Tshiebwe, Kentucky	5.24	Kenneth Lofton, Jr., Louisiana Tech	3.27
Points Per Game (350 ranked)	Alijah Martin	335	16	13.9	Peter Kiss, Bryant	25.2	Jordan Walker, UAB	20.4
Rebounds Per Game (341 ranked)					Oscar Tshiebwe, Kentucky	15.1	Kenneth Lofton, Jr., Louisiana Tech	10.5
Steals Per Game (349 ranked)	Alijah Martin	135	7	1.61	Jacob Gilyard, Richmond	3.09	Quan Jackson, UAB	2.38
Three-Point Field Goals Per Game (350 ranked)	Alijah Martin	80	5	2.55	Darius McGhee, Liberty	4.30	Jordan Walker, UAB	3.48
	Michael Forrest	94	7	2.52				
Three-Point Field-Goal Percentage (97 ranked)	Alijah Martin	35	3	40.0	Demaree King, Jacksonville St.	46.2	Carl Pierre, Rice	40.9
	Michael Forrest	85	7	35.3				
Total 3-point FGM (336 ranked)	Alijah Martin	58	4	84	Darius McGhee, Liberty	142	Jordan Walker, UAB	115
	Michael Forrest	63	6	83				
Total Assists (339 ranked)	Bryan Greenlee	214	11	107	Yuri Collins, Saint Louis	267	Dayvion McKnight, Western Ky.	176
	Michael Forrest	267	14	100				
Total Blocks (327 ranked)	Vladislav Goldin	128	6	38	Jamarion Sharp, Western Ky.	148	Jamarion Sharp, Western Ky.	148
Total Field Goal Attempts (343 ranked)	Michael Forrest	302	13	349	Darius McGhee, Liberty	605	Jordan Walker, UAB	534
	Alijah Martin	326	15	343				
Total Field Goals Made (340 ranked)	Alijah Martin	294	15	157	Keegan Murray, Iowa	299	Taevion Kinsey, Marshall	219
Total Minutes (350 ranked)	Michael Forrest	294	18	1009:50	Jacob Gilyard, Richmond	1349:09	Andrew Taylor, Marshall	1162:19
Total Points (350 ranked)	Alijah Martin	235	10	459	Darius McGhee, Liberty	812	Jordan Walker, UAB	673
	Michael Forrest	308	15	437				
Total Rebounds (346 ranked)					Oscar Tshiebwe, Kentucky	499	Kenneth Lofton, Jr., Louisiana Tech	347
Total Steals (328 ranked)	Alijah Martin	89	5	53	Jacob Gilyard, Richmond	108	Quan Jackson, UAB	81
Triple Doubles (2 ranked)					Walker Kessler, Auburn	2	Dayvion McKnight, Western Ky.	1
							Jamarion Sharp, Western Ky.	1



















# 2021-22 FAU MEN'S BASKETBALL GAME NOTES

## Game-By-Game Box Scores

March 10 - UAB 80, FAU 66

March 20 - FAU vs. N. Colorado



Official Basketball Box Score - Final  
**Fla. Atlantic at UAB**  
 03/10/22 Ford Center at the Star, Frisco, Texas  
 2021-22 Men's Basketball

Game Time: 8:30 PM  
 Game Duration: 2:04

Officials: Antonio Petty, Darron George, Tyler Kumpf

Fla. Atlantic - 66

Record: 19-14

NO.	Name	Min	FG		3P		FT		Rebounds		Fouls		TP	AS	TO	ST	Blocks		+/-	
			M-A	M-A	M-A	M-A	OR	DR	TOT	PF	FD	BS					BA			
50	Vladislav Goldin	F 14:56	3-6	0-0	1-1	0	3	3	1	2	7	0	0	0	0	2	0	-18		
2	Everett Winchester	G 28:11	5-10	0-0	0-0	0	1	1	2	2	10	2	1	2	1	0	0			
4	Bryan Greenlee	G 24:09	0-6	0-3	1-2	1	0	1	3	1	1	1	2	1	0	1	-22			
11	Michael Forrest	G 34:46	5-10	3-8	3-3	0	2	2	2	1	16	3	4	0	0	0	-9			
15	Aijah Martin	G 36:08	4-15	2-11	1-1	2	6	8	4	2	11	4	3	2	1	1	-12			
3	Giancarlo Rosado	G 25:04	1-3	0-0	7-9	3	1	4	0	6	9	3	2	2	1	1	4			
10	Johrell Davis	G 22:09	5-7	2-3	0-0	1	3	4	4	0	12	0	3	2	0	0	-13			
20	Blumba Baruti	G 03:21	0-1	0-1	0-0	0	0	0	0	0	0	0	0	0	0	0	-4			
23	Brandon Weatherspoon	G 11:16	0-2	0-2	0-2	1	0	1	0	1	0	0	0	0	2	0	1			
Team						1 2 3			0 1											
<b>Totals</b>			23-60			7-28			13-18		9 18 27		16 15		66 13 16		11 5 3		-14	

Technical Fouls: Martin 2<sup>nd</sup> 13:46

Shooting By Period

1 <sup>st</sup> FG%	12-28	42.9%
3PT%	4-14	28.6%
FT%	7-9	77.8%
2 <sup>nd</sup> FG%	11-32	34.4%
3PT%	3-14	21.4%
FT%	6-9	66.7%
GM FG%	23-60	38.3%
3PT%	7-28	25.0%
FT%	13-18	72.2%

Dead Ball Rebounds: 4.0

UAB - 80

Record: 25-7

NO.	Name	Min	FG		3P		FT		Rebounds		Fouls		TP	AS	TO	ST	Blocks		+/-	
			M-A	M-A	M-A	M-A	OR	DR	TOT	PF	FD	BS					BA			
5	KJ Buffen	F 16:12	1-3	0-0	3-5	1	3	4	3	4	5	1	3	1	0	1	5			
55	Trey Jemison	C 19:03	1-1	0-0	0-0	2	1	3	4	0	2	0	4	0	2	0	22			
2	Michael Ertel	G 35:04	6-10	4-8	0-0	0	6	6	2	1	16	2	1	2	0	0	12			
10	Jordan Walker	G 35:28	7-20	5-12	7-10	1	2	3	1	5	26	3	6	5	0	2	14			
13	Quan Jackson	G 35:02	7-13	2-4	4-4	6	8	14	0	2	20	3	5	0	0	1	11			
3	Tavin Lovan	G 17:57	3-5	0-0	0-0	0	4	4	0	0	6	0	1	2	0	1	5			
25	Ronje Gordon	G 20:57	0-1	0-0	0-0	1	0	1	4	1	0	0	0	0	0	0	-9			
4	Justin Brown	G 13:06	2-3	1-2	0-0	0	3	3	0	2	5	0	0	0	0	0	5			
12	Tony Toney	G 07:11	0-0	0-0	0-0	0	0	0	1	0	0	0	0	0	1	0	4			
Team						3 2 5			0 0											
<b>Totals</b>			27-56			12-26			14-19		14 29 43		15 15		80 9 20		10 3 5		14	

Technical Fouls: NONE

1 <sup>st</sup> FG%	16-31	51.6%
3PT%	7-11	63.6%
FT%	4-5	80%
2 <sup>nd</sup> FG%	9-25	36.0%
3PT%	5-15	33.3%
FT%	10-14	71.4%
GM FG%	27-56	48.2%
3PT%	12-26	46.2%
FT%	14-19	73.7%

Dead Ball Rebounds: 2.0

	FAU		UAB		Points from		FAU		UAB		Period by Period Scoring		
	1 <sup>st</sup>	2 <sup>nd</sup>	1 <sup>st</sup>	2 <sup>nd</sup>	20	20	1st	2nd	TOT	FAU	UAB	TOT	
Biggest Lead	3 (1 <sup>st</sup> 19:30)	22 (2 <sup>nd</sup> 13:26)			20	20	35	31	66				
Best Scoring Run	10 (2 <sup>nd</sup> 10:34)	10 (1 <sup>st</sup> 13:42)			30	18							
Lead Changes	1				7	15							
Times Tied	1				5	13							
Time with Lead	00:44	37:36			21	11							

March 21 - CBI Quarterfinal

March 22 - CBI Semifinal

# 2021-22 FAU MEN'S BASKETBALL GAME NOTES

## 2021-22 Overall Statistics

### Game Records

Record	Overall	Home	Away	Neutral
ALL GAMES	19-14	14-5	4-8	1-1
CONFERENCE	11-7	7-2	4-5	0-0
NON-CONFERENCE	8-7	7-3	0-3	1-1

### Score by Periods

Team	1st	2nd	OT	TOT
Fla. Atlantic	1160	1283	5	2448
Opponents	1075	1156	10	2241

### Team Box Score

No.	Player	Total			3-Point		F-Throw		Rebounds				Other				PTS	AVG				
		GP-GS	MIN	AVG	FG-FGA	FG%	3FG-3FGA	3FG%	FT-FTA	FT%	OFF	DEF	TOT	AVG	PF	DQ			A	TO	BLK	STL
15	MARTIN, Alijah	33-33	962:26	29.2	157-343	.458	84-210	.400	61-81	.753	36	139	175	5.3	72	0	48	57	12	53	459	13.9
11	FORREST, Michael	33-33	1009:50	30.6	140-349	.401	83-235	.353	74-86	.860	15	98	113	3.4	43	1	100	72	1	34	437	13.2
4	GREENLEE, Bryan	32-30	958:35	30.0	103-247	.417	48-136	.353	57-86	.663	10	66	76	2.4	57	0	107	61	1	35	311	9.7
3	ROSADO, Giancarlo	33-0	544:01	16.5	88-174	.506	2-13	.154	51-78	.654	36	60	96	2.9	41	0	33	41	13	11	229	6.9
50	GOLDIN, Vladislav	33-32	588:52	17.8	97-170	.571	0-0	.000	35-59	.593	67	94	161	4.9	82	4	11	41	38	13	229	6.9
2	WINCHESTER, Everett	31-21	716:35	23.1	83-175	.474	8-30	.267	34-53	.642	32	93	125	4.0	72	2	66	58	10	21	208	6.7
10	DAVIS, Johnell	33-2	611:50	18.5	74-162	.457	21-66	.318	43-54	.796	36	102	138	4.2	67	0	33	41	7	36	212	6.4
23	WEATHERSPOON, Brandon	26-1	284:53	11.0	39-96	.406	21-68	.309	9-11	.818	15	27	42	1.6	18	0	10	6	1	10	108	4.2
20	BARUTI, Bitumba	31-13	439:46	14.2	45-100	.450	14-45	.311	15-27	.556	30	64	94	3.0	53	1	16	16	5	10	119	3.8
1	NIANG, Madiaw	31-0	205:08	6.6	28-62	.452	0-6	.000	10-12	.833	24	25	49	1.6	16	0	3	5	3	8	66	2.1
5	ZIMONJIC, Bogdan	17-0	93:33	5.5	12-29	.414	7-16	.438	4-6	.667	4	8	12	0.7	5	0	4	2	0	5	35	2.1
21	RALAT, Alejandro	20-0	150:22	7.5	7-15	.467	3-8	.375	7-9	.778	5	2	7	0.4	24	0	16	4	0	3	24	1.2
35	KAPITI, Dardan	13-0	52:10	4.0	5-11	.455	0-0	.000	1-2	.500	6	8	14	1.1	7	0	0	4	3	4	11	0.8
32	ULMER, Brant	7-0	06:57	1.0	0-0	.000	0-0	.000	0-0	.000	0	1	1	0.1	0	0	0	1	0	0	0	0.0
Team											47	47	94								19	
<b>Total</b>		<b>33</b>	<b>6625</b>		<b>878-1933</b>	<b>.454</b>	<b>291-833</b>	<b>.349</b>	<b>401-564</b>	<b>.711</b>	<b>363</b>	<b>834</b>	<b>1197</b>	<b>36.3</b>	<b>557</b>	<b>8</b>	<b>447</b>	<b>428</b>	<b>94</b>	<b>243</b>	<b>2448</b>	<b>74.2</b>
<b>Opponents</b>		<b>33</b>	<b>6631</b>		<b>808-1832</b>	<b>.441</b>	<b>225-618</b>	<b>.364</b>	<b>400-571</b>	<b>.701</b>	<b>276</b>	<b>778</b>	<b>1054</b>	<b>31.9</b>	<b>536</b>	<b>7</b>	<b>362</b>	<b>450</b>	<b>97</b>	<b>199</b>	<b>2241</b>	<b>67.9</b>

### Team Statistics

	FAU	OPP
<b>Scoring</b>	<b>2448</b>	<b>2241</b>
Points per game	74.2	67.9
Scoring margin	+6.3	-
<b>Field goals-att</b>	<b>878-1933</b>	<b>808-1832</b>
Field goal pct	.454	.441
<b>3 point fg-att</b>	<b>291-833</b>	<b>225-618</b>
3-point FG pct	.349	.364
3-pt FG made per game	8.8	6.8
<b>Free throws-att</b>	<b>401-564</b>	<b>400-571</b>
Free throw pct	.711	.701
F-Throws made per game	12.2	12.1
<b>Rebounds</b>	<b>1197</b>	<b>1054</b>
Rebounds per game	36.3	31.9
Rebounding margin	+4.3	-
<b>Assists</b>	<b>447</b>	<b>362</b>
Assists per game	13.5	11.0
<b>Turnovers</b>	<b>428</b>	<b>450</b>
Turnovers per game	13.0	13.6
Turnover margin	+0.7	-
Assist/turnover ratio	1.0	0.8
<b>Steals</b>	<b>243</b>	<b>199</b>
Steals per game	7.4	6.0
<b>Blocks</b>	<b>94</b>	<b>97</b>
Blocks per game	2.8	2.9
<b>Winning streak</b>	<b>0</b>	<b>-</b>
Home win streak	1	-
<b>Attendance</b>	<b>26605</b>	<b>48171</b>
Home games-Avg/Game	19-1400	12-4014
Neutral site-Avg/Game	-	2-0

### Team Results

Date	Opponent		Score	Att.
11/10/2021	at New Mexico	L	92-99	8553
11/13/2021	Warner	W	78-56	1089
11/16/2021	Miami (FL)	L	66-68	2772
11/19/2021	UT Martin	W	75-67	1064
11/20/2021	North Dakota	W	98-79	926
11/22/2021	Troy	Lot	78-83	988
11/28/2021	James Madison	L	65-69	939
12/01/2021	Stetson	W	83-73	1347
12/05/2021	North Florida	W	76-41	1358
12/08/2021	Palm Beach Atl.	W	84-63	1045
12/15/2021	at VCU	L	46-66	6907
12/17/2021	Florida Tech	W	78-55	1089
12/21/2021	at High Point	L	52-55	2216
01/08/2022	at Marshall	W	90-77	4115
01/13/2022	at Middle Tenn.	L	57-70	2515
01/15/2022	at UAB	L	65-76	3456
01/17/2022	Charlotte	W	96-67	1029
01/20/2022	Western Ky.	W	78-69	1305
01/22/2022	Marshall	W	71-60	1721
01/27/2022	at UTEP	L	68-70	4458
01/29/2022	at UTSA	W	73-64	1129
02/03/2022	Louisiana Tech	W	83-73	1683
02/05/2022	Southern Miss.	W	84-57	1366
02/08/2022	Old Dominion	W	81-62	1106
02/10/2022	at Western Ky.	L	69-76	3547
02/17/2022	North Texas	L	51-54	1774
02/19/2022	Middle Tenn.	L	79-87	1977
02/24/2022	at Old Dominion	L	51-70	4376
02/26/2022	at Charlotte	W	74-69	3136
03/03/2022	at FIU	W	71-51	3763
03/05/2022	FIU	W	84-76	2027
03/09/2022	vs Southern Miss.	W	86-59	0
03/10/2022	vs UAB	L	66-80	0

# 2021-22 FAU MEN'S BASKETBALL GAME NOTES

## 2021-22 Roster

No.	Name	Pos.	Yr.	Ht.	Wt.	Hometown/Previous School
0	Nicholas Boyd	G	Fr.*	6-3	175	Garnerville, N.Y./Don Bosco Institute
1	Madiaw Niang	F	Jr.*	6-9	230	Dakar, Senegal/DME Academy
2	Everett Winchester	G	Gr./Sr.*	6-6	212	Baltimore, Md./Wright State
3	Giancarlo Rosado	F	Fr.*	6-8	247	West Palm Beach, Fla./Palm Beach Lakes
4	Bryan Greenlee	G	So.*	6-0	191	Gainesville, Fla./Minnesota
5	Bogdan Zimonic	G	Fr.	6-5	190	Belgrade, Serbia/Gimnazia Sveti Sava
10	Johnell Davis	G	Fr.*	6-4	203	Gary, Ind./21st Century
11	Michael Forrest	G	Jr.*	6-1	174	Lauderhill, Fla./Blanche Ely
12	Tre Carroll	F	Fr.	6-7	227	Punta Gora, Fla./Charlotte HS
15	Alijah Martin	G	Fr.*	6-2	210	Summit, Miss./North Pike
20	Bitumba Baruti	F	Gr./Sr.*	6-7	220	Lubumbashi, Congo/East Carolina
21	Alejandro Ralat	G	R-Fr.*	6-0	160	San Juan, P.R./Saint Andrew's School
23	Brandon Weatherspoon	G	So.	6-4	186	Canton, Miss./Holmes Community College
32	Brant Ulmer	F	R-Fr.*	6-7	201	Live Oak, Fla./Suwannee
35	Dardan Kapiti	F	So.*	6-10	213	Prishtina, Kosovo/The Rock School
50	Vladislav Goldin	C	Fr.*	7-1	240	Nalchick, Russia/Texas Tech

\*=Extra year of eligibility due to NCAA response to Covid-19

### Coaches:

Head Coach Dusty May

Assistant Coaches: Todd Abernathy, Kyle Church, Drew Williamson



# 2021-22 FAU MEN'S BASKETBALL GAME NOTES

## 2021-22 Radio/TV Roster



0

**Nicholas Boyd**


6-3 So. • G • Gamerville, N.Y.



1

**Madiaw Niang**

muh-JOW // nee-ANG  
6-9 Jr. • F • Dakar, Senegal



2

**Everett Winchester**

6-6 GS • G • Baltimore, Md.



3

**Giancarlo Rosado**

zhean-CAR-lo // roe-SAW-doe  
6-8 Fr. • F • West Palm Beach, Fla.



4

**Bryan Greenlee**

6-0 So. • G • Gainesville, Fla.



5

**Bogdan Zimonjic**

BOWG-don // zee-mon-EACH  
6-5 Fr. • G • Belgrade, Serbia



10

**Johnell Davis**

jah-NELL  
6-4 Fr. • G • Gary, Ind.



11

**Michael Forrest**

6-1 Jr. • G • Lauderhill, Fla.



12

**Tre Carroll**

6-7 Fr. • F • Punta Gorda, Fla.



15

**Alijah Martin**

uh-LIE-juh  
6-2 Fr. • G • Summit, Miss.



20

**Bitumba Baruti**

buh-TOOM-buh // buh-ROO-tee  
6-7 GS • F • Lubumbashi, DRC



21

**Alejandro Ralat**

all-ee-HON-dro // ruh-LOT  
6-0 R-Fr. • G • San Juan, PR



23

**Brandon Weatherspoon**

6-4 So. • G • Canton, Miss.



32

**Brant Ulmer**

6-7 R-Fr. • F • Live Oak, Fla.



35

**Dardan Kapiti**

DAR-dun // kuh-PEE-tee  
6-10 So. • F • Prishtina, Kosovo




50

**Vlad Goldin**


7-1 Fr. • C • Nalchick, Russia




**Dusty May**  
Head Coach  
4th year • 54-47




**Kyle Church**  
Assistant Coach  
4th year




**Todd Abernethy**  
Assistant Coach  
3rd year



**Drew Williamson**  
Assistant Coach  
1st year



**Ben Gonzalez**  
Director of Operations  
4th year



**Brandon Gilbert**  
Assistant to the Head Coach  
4th year