



2020-21

FAU MEN'S BASKETBALL GAME NOTES

2020-21 Schedule/Results

Date	Opponent	Time/Result
Nov. 25	South Alabama*	L, 68-66
Nov. 27	Jacksonville State*	L, 60-50
Nov. 28	Mobile*	W, 83-41
Dec. 3	Florida National	W, 128-64
Dec. 7	at North Florida	W, 79-77
Dec. 12	Florida Memorial	W, 112-49
Dec. 15	at Stetson	L, 78-69
Dec. 21	Florida College	W, 107-72
Jan. 5	James Madison	L, 79-70
Jan. 8	Old Dominion^	L, 71-67
Jan. 9	Old Dominion^	L, 64-55
Jan. 14	FIU^	W, 81-79
Jan. 16	FIU^	W, 107-63
Jan. 22	Charlotte^	W, 66-53 (OT)
Jan. 23	Charlotte^	L, 74-71
Jan. 29	Marshall^	canceled
Jan. 30	Marshall^	canceled
Feb. 5	Western Kentucky^	canceled
Feb. 6	Western Kentucky^	canceled
Feb. 12	UTSA^	L, 84-80
Feb. 13	UTSA^	L, 86-75
Feb. 19	UTEP^	canceled
Feb. 20	UTEP^	canceled
Feb. 26	Southern Miss^	W, 69-60
Feb. 27	Southern Miss^	W, 73-66
March 4	MTSU^	W, 80-50
March 5	MTSU^	W, 63-54
March 10	UTEP\$*	W, 76-70
March 11	La Tech\$*	9:30 p.m.

* = Neutral Site • ^ = Conference USA game
\$ = C-USA Championship Tournament
All times listed as EST

2020-21 Record

Overall	13-9
Conference USA	7-5
Home	7-1
Away	4-7
Neutral	2-1
vs. Sun Belt Conference	0-1
vs. Ohio Valley Conference	0-1
vs. Atlantic Sun Conference	1-1
vs. Colonial Athletic Association	0-1
vs. Non-Division I	4-0

Game #23 / C-USA Tournament

(No. 3 East) FAU Owls • 13-9

VS

(No. 1 West) La Tech Bulldogs • 20-6

The Star • Frisco, Texas • March 11 • 9:30 p.m. ET

Radio: Fox Sports 640 AM

TV/Video: Stadium

Series Record: La Tech leads 7-3

Last Meeting: La Tech 81, FAU 68 - Feb. 15, 2020



FAU Looks to Advance vs. La. Tech

The Florida Atlantic University men's basketball team faces the No. 1 seed from the West Division Thursday night at the C-USA Championship tournament.

The Owls are 13-9 overall and the No. 4 seed out of the East Division. The Bulldogs are 20-6.

The Owls and head coach Dusty May cemented a winning season this past Friday. It's the third consecutive for May, who is in his third year with the program. This is the first time in the program's NCAA Division I history that the Owls have put together three straight winning seasons.

Louisiana Tech has won three straight in the series, including a nail-biter the last time the two met in Frisco during the C-USA Championship. Trailing 57-55, the Owls had a 3-point attempt to win that missed, but Karlis Silins drew a foul with one second left with a chance to force overtime. One of his two free throws was good, giving Louisiana Tech the one-point victory.

La Tech leads the all-time series by a 7-2 margin. Both FAU's victories have come in the friendly confines of Abesinnio Court at FAU Arena.

Series Information

Overall	2-7
Home	2-2
Away	0-4
Neutral	0-1
Last Meeting	La. Tech, 81-68
	Feb. 15, 2020
	Ruston, La.

Coaching Matchup

FAU - Dusty May
Overall Record: 47-40 (3rd season)
FAU Record: Same
vs. Konkol: 1-3

La Tech - Eric Konkol
Overall Record: 125-63 (6th season)
La Tech Record: Same
vs. May: 3-1

FAU Athletics Communications Contact: Andy Seeley

Phone: 407.342.1406

Email: aseeley@fau.edu

www.FAUSports.com

2020-21 FAU MEN'S BASKETBALL GAME NOTES

The Last Time FAU ...

Scored 90+	1/16/21 (107-63 vs. FIU)
Scored 95+	1/16/21 (107-63 vs. FIU)
Scored 100+	1/16/21 (107-63 vs. FIU)
Allowed 100+	2/6/16 (67-104 at UAB)
Allowed 50 or less ..	12/12/20 (121-49 vs. Florida Memorial)
Won an OT game	1/22/21 (66-53 vs. CLT)
Lost an OT game	3/1/20 (80-85 at ODU)
Won a Multi-OT gm	2/11/12 (86-81 vs. UNT-2OT)
Lost a Multi-OT gm	12/14/18 (71-75 at Ark St-2OT)
Made 35+ FGs	1/16/21 (36 vs. FIU)
Made 15+ 3FGs	12/3/20 vs. (24 vs. Florida National)
Made 30+ FTs	11/13/10 (33 vs. Milwaukee)
Made 25+ FTs	2/23/19 (25 vs. FIU)
Grabbed 50+ Reb	12/3/20 vs. (56 vs. Florida National)
Tallied 20+ Assists	1/16/21 (21 vs. FIU)
Nabbed 15+ Steals	12/12/20 (17 vs. Florida Memorial)

The Last Time an Owl ...

Scored 25+ points	Michael Forrest (27)	1/16/21 vs. FIU
Scored 30+ points	Cornelius Taylor (34)	1/19/20 at Rice
Made 10+FG	Michael Forrest (10)	1/16/21 vs. FIU
Made 5+ 3FGs	Michael Forrest (7)	1/16/21 vs. FIU
Made 10+FTs	Michael Forrest (10)	1/2/20 vs. UTSA
Made 15+FTs	Raymond Taylor (16)	12/10/09 vs Warner
Grabbed 15+ Reb	Ronald Delph (17)	1/11/18 at UTEP
Dished 10+ Assists	Alex Tucker (10)	2/25/12 vs. Troy
Tallied a double-double	Jailyn Ingram	1/9/21, 11 pts/10 reb at ODU

We're Going Streaking!

FAU's current five-game winning streak is the Owls' longest since 2010-11, when the squad won eight straight from Jan. 3-Jan. 27. FAU swept C-USA regular season series from Southern Miss and MTSU and won its fifth straight Wednesday over UTEP.

Trending In The Right Direction

FAU has assured itself of three consecutive winning seasons. Dusty May is the first FAU head coach to lead a team to three straight winning seasons in the Owls' NCAA Division I history. Back in 1992, Tim Loomis coached the Owls to three straight seasons with a winning percentage above .500 while the team was a member of NCAA Division II.

The Owls have won five straight headed into the C-USA Championship quarterfinals Thursday, sweeping Southern Miss and MTSU before Wednesday's win over UTEP.

Cleaning the Glass

Offensive rebounding has been a point of emphasis for the Owls. The message has been received. FAU currently averages 12.5 offensive boards per game, which ranks No. 1 in Conference USA and No. 30 in the nation.

The Owls hold an edge in second-chance points in 18 of 22 games this season.

FAU is also No. 1 in C-USA and No. 12 in the nation in rebound margin (+8.5).

Long-Range Bombers

FAU is one of the more prolific 3-point shooting teams in the nation in terms of shots made from distance and long-range efficiency.

The Owls are No. 2 in C-USA and No. 28 in the nation in 3-point field-goal percentage coming into the weekend and are converting at a .379 clip. In 3-pointers made per game, FAU is No. 3 in C-USA and No. 20 in the nation, averaging 9.6.

2020-21 FAU Men's Basketball Roster

#	Name	Pos.	Ht.	Wt.	Yr.	Hometown	Notes
0	Nicholas Boyd	G	6-3	171	Fr.	Garnerville, N.Y.	Hit a pair of free throws with :22 left Wed. night
1	Madiaw Niang	F	6-9	224	Jr.	Dakar, Senegal	Saw 1 minute Wed. night, but made big def. stop
2	Everett Winchester	G	6-7	212	Sr.	Baltimore, Md.	Tied for No. 2 on team in rebounding, 4.4/game
3	Giancarlo Rosado	F	6-8	239	Fr.	W. Palm Beach, Fla.	Has seen action in 19 games this season
4	Bryan Greenlee	G	6-0	195	So.	Gainesville, Fla.	Shooting .457 from 3-point range (42-of-92)
10	Johnell Davis	G	6-3	203	Fr.	Gary, Ind.	Has seen action in all 22 games
11	Michael Forrest	G	6-0	175	Jr.	Lauderhill, Fla.	No. 4 in C-USA, No. 62 in D-I with .379 3pt FG%
12	Alijah Martin	G	6-0	213	Fr.	Summit, Miss.	Only FAU freshman to start a game this season (2)
13	Kenan Blackshear	G	6-6	215	So.	Orlando, Fla.	Ranks No. 6 in C-USA with 1.5 steals per game
15	Jailyn Ingram	F	6-7	219	Sr.	Madison, Ga.	Matched career-high with 12 boards Friday vs. MT
21	Alejandro Ralat	G	5-11	160	R-Fr.	San Juan, P.R.	Has seen action in 5 career games, all this season
25	Karlis Silins	F/C	6-11	249	Jr.	Riga, Latvia	Scored a career-best 22 Wednesday vs. UTEP
32	Brant Ulmer	F	6-7	196	R-Fr.	Live Oak, Fla.	Has seen action in 5 career games, all this season
35	Dardan Kapiti	F	6-10	213	So.	Prishtina, Kosovo	Missed first 3 gms with injury, action in all 19 since

2020-21 FAU MEN'S BASKETBALL GAME NOTES

Shilly Showing Up

Big man Karlis Silins played a huge role in the Owls' five-game winning streak and has stepped up his play down the stretch. He is averaging 13.4 points and 5.2 rebounds during this season-long winning streak and is shooting .619 from the field over the last five contests. Wednesday's performance included a career-best 22 points. He has been in double-figure scoring in four of the last five.

Seeing the Forrest For the Threes

Michael Forrest is one of the most prolific 3-point shooters in Conference USA. The junior guard is No. 4 in the league and No. 52 in the nation in 3-point field goals made per game, averaging 2.64 per contest. He is No. 4 in the conference and No. 62 in the nation in 3-point field goal percentage at .379.

His 160 career 3-point field goals made currently ranks No. 8 on the FAU all-time chart.

Forrest is the No. 2-ranked scorer on the team, averaging 12.0 points per game.

Sharing Is Caring

Bryan Greenlee is the Owls' leading playmaker, averaging 2.9 assists per game. He's also the team's fourth-leading scorer, averaging 10.0 points per game. With his 64 assists and his 77 field goals, Greenlee has directly or indirectly accounted for 22.4 percent of FAU's made field goals (141-of-629).

Ingram Finding A Way

Jailyn Ingram has struggled with injuries during his FAU career. He's been dealing with nagging injuries down the stretch. Head coach Dusty May has said Ingram needs to play "old man ball" to avoid injury and has come off the bench the last five games.

At Southern Miss, he scored 12 points in each game of the sweep, hitting huge 3-pointers in both games. Against Middle Tennessee last weekend, he grabbed a career-best 12 rebounds on Friday. Wednesday, he grabbed eight boards vs. UTEP and hit two 3-pointers to open the scoring for the Owls.

Ingram has scored in double digits in 11 of his 19 outings. He has six 20-point performances this season. Ingram has 10 double-doubles for his career. He is the most prolific current Owl in the category of double-doubles (see chart to right).

On Tap: Survive and Advance to Semis

Another game for the Owls is not guaranteed. What is guaranteed is a winning season and a chance to advance to the semifinals with a win Thursday night over Louisiana Tech.

A victory over the Bulldogs would put FAU into a matchup vs. either Old Dominion or North Texas. ODU swept FAU in Norfolk early in C-USA play, while the Owls have not faced North Texas this season.

A loss sends the Owls home.

Double Time

A look at the Owls' 2020-21 and career double-figure outputs.

Double-Doubles

#1 Madaw Niang - 2020-21 (0), Career (1)

#2 E. Winchester - 2020-21 (1), Career (1)
2020-21

1.16.21 vs. FIU - 12 points, 14 rebounds

#13 K. Blackshear - 2020-21 (1), Career (1)
2020-21

2.12.21 at UTSA - 20 points, 10 rebounds

#15 Jailyn Ingram - 2020-21 (2), Career (10)
2020-21

12/7/20 at UNF - 13 points, 10 rebounds

1/9/21 at ODU - 11 points, 10 rebounds

#25 Karlis Silins - 2020-21 (0), Career (1)

Double-Figure Scoring

#0 Nicholas Boyd - 2020-21 (3), Career (3)

#1 Madaw Niang - 2020-21 (0), Career (1)

#2 Everett Winchester - 2020-21 (2), Career (3)

#3 Giancarlo Rosado - 2020-21 (2), Career (2)

#4 Bryan Greenlee - 2020-21 (13), Career (13)

#10 Johnell Davis - 2020-21 (1), Career (1)

#11 Michael Forrest - 2020-21 (13), Career (39)

#12 Alijah Martin - 2020-21 (4), Career (4)

#13 Kenan Blackshear - 2020-21 (11), Career (13)

#15 Jailyn Ingram - 2020-21 (11), Career (62)

#25 Karlis Silins - 2020-21 (13), Career (31)

#35 Darden Kapiti - 2020-21 (0), Career (1)

Double-Figure Rebounding

#1 Madaw Niang - 2020-21 (0), Career (3)

#12 Everett Winchester - 2020-21 (1), Career (1)

#13 Kenan Blackshear - 2020-21 (1), Career (1)

#15 Jailyn Ingram - 2020-21 (3), Career (11)

#25 Karlis Silins - 2020-21 (0), Career (1)

2020-21 FAU MEN'S BASKETBALL GAME NOTES

JI Climbing the Charts

A look at the Jailyn Ingram's place on some key FAU career charts.

Career Scoring

1. Greg Gantt, 1,972 (2009-13)
2. Earnest Crumbley, 1,559 (2000-03)
3. Paul Graham III, 1,521 (2005-09)
4. Craig Buchanan, 1,501 (1993-96)
5. Jeff Cowans, 1,388 (2000-03)
- 6. Jailyn Ingram, 1,319 (2016-present)**
7. Carlos Monroe, 1,316 (2005-09)
8. Damon Arnette, 1,246 (1996-98)
9. Pablo Bertone, 1,153 (2010-14)
10. Raymond Taylor, 1,037 (2009-12)

Career Rebounds

1. Carlos Monroe, 717 (2005-09)
2. Brett Royster, 684 (2007-11)
- 3. Jailyn Ingram, 627 (2016-present)**
3. Ronald Delph, 627 (2015-18)
5. Kelvin Penn, 589 (2011-15)
6. Robert Williams, 575 (2000-04)
7. Jordan McCoy, 554 (2009-13)
8. Damon Arnette, 551 (1996-98)
9. Mike Bell, 514 (2003-04)
10. Cedric Peoples, 482 (1993-96)

Career Defensive Rebounds

1. Carlos Monroe, 535 (2005-09)
- 2. Jailyn Ingram, 468 (2016-present)**
2. Brett Royster, 448 (2007-11)
3. Ronald Delph, 424 (2015-18)
5. Damon Arnette, 359 (1996-98)

An FAU Win Would Be ...

- The Owls' sixth straight victory
- The first time FAU has ever advanced to the C-USA Tournament semifinals
- The 48th career victory for head coach Dusty May
- Better than a loss

Last Time Out

Karlis Silins scored a career-high 22 points to lead the Florida Atlantic University men's basketball team to a 76-70 victory over UTEP Wednesday night in the Conference USA Men's Championship tournament. The Owls move on to face Louisiana Tech in a quarterfinal matchup Thursday night.

While Silins led the way, it was Jailyn Ingram who got the Owls going after a slow start. UTEP jumped out to a 6-0 lead in the first two minutes of the contest. Ingram came off the bench and knocked down a pair of 3-pointers to get the FAU offense on track.

From there, the Owls got into rhythm, going on a 13-3 run later in the first half. That spurt was capped by a Dardan Kapiti slam dunk to put FAU on top 19-11. The Owls opened an 11-point edge, 26-15, with eight minutes remaining in the half. But UTEP wouldn't go away.

The Miners clawed all the way back within one before the end of the first half, as FAU took a 34-33 edge into the break. Souley Boum scored 12 of his game-high 23 points for UTEP in that first half to pull his team back into the contest.

While there was just one lead change and one tie score in the first half. The second half was a back-and-forth affair. Neither team led by more than five points until the final minute of the contest. There were eight lead changes and 11 tie scores in the second half.

UTEP took the lead for the first time since early in the game four minutes into the second half. But the Owls responded. A Kenan Blackshear 3-pointer and seven straight points from Silins gave FAU its biggest lead of the second half, 48-43. But they couldn't pull away.

With less than four minutes remaining, the contest was tied, 64-64. With 3:14 remaining Bryan Greenlee scored on a layup and gave FAU the lead for good. Another Greenlee bucket put the Owls on top by three, 68-65, with 1:37 remaining. From there, the Owls converted 8-of-10 free throws and locked down on defense. FAU held the Miners without a field goal for over six minutes until Bryson Williams tallied a meaningless dunk at the buzzer.

In addition to Silins' 23-point effort, Greenlee added 14 points and dished out four assists for the Owls. Ingram and Blackshear shared game-high honors on the boards, with eight rebounds apiece.

The victory moved FAU's overall record to 13-9 on the season, while UTEP's season came to a close at 12-12.

2020-21 FAU MEN'S BASKETBALL GAME NOTES

Head Coach Dusty May

Dusty May was named FAU's head men's basketball coach after signing a five-year contract in late March of 2018.

In his first two seasons, the Owls posted back-to-back winning records for the first time since 2007. He is the first FAU head men's basketball coach to open his tenure with back-to-back winning records and the first Owl bench leader to post consecutive winning seasons since 1992.

May joined FAU after three years as an assistant at the University of Florida, where he helped the Gators compile a 69-37 record, including back-to-back NCAA Tournament appearances, including an Elite Eight in 2017. As a full-time assistant, May's helped his teams compile a 274-166 record (.623 win percentage).

May spent the seven seasons prior to his tenure at FAU on the coaching staffs of Mike White, first at Louisiana Tech for four seasons and then with the Gators.

In his first season, May led the Owls to a winning record for the first time since 2011 and an appearance in the College Insider Tournament (CIT), just the third postseason appearance in school history. For his efforts, May was a finalist for the Joe B. Hall Award, given to the best first-year coach in Division I. As a team, the Owls set records for rebounding, 3-pointers made, and free throw percentage. The Owls also scored 2,322 points, the second-highest single season total in school history.

May continued the success in his second year. FAU won 14 home games last season, it's most since joining Division I, while averaging 71.1 points per game, its highest average in nearly a decade. May also became the fastest FAU coach to reach 30 wins at the D-I level and collected 16 Conference USA wins and 34 overall wins in his first two seasons at the helm, the highest totals of any Owls' coach at the D-I level. May capped off the campaign by leading the Owls to a 66-56 win over Old Dominion at the C-USA Tournament. The victory was the first in-bracket, neutral site conference tournament win for FAU since 2002.

May was retained as an assistant at Louisiana Tech when Mike White took over the program entering the 2011-12 season and the Bulldogs won three straight conference championships – the WAC title in 2013 and CUSA crown in 2014 and 2015.

"The opportunity to recruit in such a fertile region, the momentum this university is enjoying and the enormous potential here are ideal starting points," said May when he arrived in Boca Raton. "We will be winners here, and we will play with tremendous passion and energy. The vision of President John Kelly, the board of trustees and the athletic department under the leadership of Brian White made this move an easy decision. I can't wait to get started."

May served six seasons (2009-15) as assistant coach and associate head coach at Louisiana Tech. In his final season with the Bulldogs, the team went 27-9, including 15-3 in Conference USA to win the regular season championship by two games, and went 17-0 on its home court. Louisiana Tech won 49 of 50 home games from February 2012 through the end of the 2014-15 season.

May was a student manager for the Indiana University men's basketball team as an undergraduate. He graduated from IU in 2000.

May began his professional career as an administrative assistant/video coordinator at USC from 2000-02. He returned to Indiana in an administrative role for three seasons before taking his first step as an assistant coach with Eastern Michigan (2005-06). He has also served as an assistant at Murray State (2006-07) and the University of Alabama at Birmingham (2007-09).

May and his wife, Anna, have three sons, Jack, Charlie and Eli.



The May Resume

FAU Head Coach (2018-present)

- First FAU head men's basketball coach to post back-to-back winning seasons in his first two years
- Led Owls to third postseason appearance in school history (2019 CIT) in first season
- Finalist for 2018 Joe B. Hall Award (best first-year Division I head coach)

FAU Year-by-Year Record

2018-19 [^]	17-16
2019-20	17-15
2020-21	13-9
Total:	47-40

[^] College Insiders Tournament Appearance

Florida Asst. Coach (2015-18)

- Team was 69-37 during his tenure
- Advanced to back-to-back NCAA Tournaments and three straight postseason bids
- Elite Eight appearance in 2017

La. Tech Asst. Coach (2009-15)

- Three-straight regular season conference championships
- Three NIT appearances

UAB Asst. Coach (2007-09)

Murray State Asst. Coach (2006-07)

Eastern Michigan Asst. Coach (2005-06)

USC Video Coordinator (2000-02)

2020-21 FAU MEN'S BASKETBALL GAME NOTES

Leading the Owls

A look at how many times each Owl has led FAU in points, rebounds, assists and steals:

Points

Kenan Blackshear - 2
 Michael Forrest - 5
 Bryan Greenlee - 2
 Jaielyn Ingram - 6
 Karlis Silins - 8

Rebounds

Kenan Blackshear - 4
 Johnell Davis - 1
 Michael Forrest - 2
 Bryan Greenlee - 2
 Jaielyn Ingram - 7
 Alijah Martin - 3
 Karlis Silins - 4
 Everett Winchester - 3

Assists

Kenan Blackshear - 1
 Nicholas Boyd - 2
 Johnell Davis - 1
 Michael Forrest - 2
 Bryan Greenlee - 11
 Jaielyn Ingram - 5
 Karlis Silins - 1
 Everett Winchester - 4

Steals

Kenan Blackshear - 10
 Nicholas Boyd - 2
 Johnell Davis - 1
 Michael Forrest - 6
 Bryan Greenlee - 7
 Jaielyn Ingram - 2
 Dardan Kapiti - 1
 Alijah Martin - 3
 Madiaw Niang - 1
 Karlis Silins - 1
 Everett Winchester - 4

* - including ties (if two or more players tie for team lead, each of them is credited)

By The Numbers

Win/Loss Margin

	1	2	3	4	5	6	7	8	9	10-15	16-20	20+
Wins	-	2	-	-	-	1	1	-	2	1	-	6
Losses	-	1	1	2	-	-	-	-	3	2	-	-

Leads/Deficits

FAU's Largest Halftime Lead.....	44 vs. Florida National, 12.3.20
FAU's Largest Halftime Deficit.....	11 at South Alabama, 11.25.20
FAU's Largest Lead Overall.....	66 vs. Florida Memorial, 12.12.20
FAU's Largest Deficit Overall.....	21 at James Madison, 1.5.21
FAU's Largest Winning Margin.....	64 vs. Florida National, 12.3.20
FAU's Largest Losing Margin.....	11 at UTSA, 2.13.21

Streaks

Overall.....	Won 5
Home.....	Won 2
Away.....	Won 2
Neutral.....	Won 2
Longest Winning Streak.....	5, Feb. 26-present
Longest Losing Streak.....	3, twice

The Runs

A look at the largest scoring runs of the season for FAU and its opponents:

FAU Runs

Opponent	Run	Half
Florida Memorial	27-2 (25)	1st/2nd
FIU (Gm 2)	25-2 (23)	1st
Florida National	23-3 (20)	1st
ODU (Gm 2)	20-3 (17)	1st
Charlotte (Gm 1)	18-2 (16)	2nd
Mobile	18-2 (16)	1st
UTEP	18-3 (15)	1st
Florida National	17-2 (15)	1st
Charlotte (Gm 1)	16-3 (13)	OT
Florida College	15-2 (13)	1st
MTSU (Gm 1)	15-3 (12)	2nd
FIU (Gm 1)	14-2 (12)	1st
JMU	14-2 (12)	2nd
Florida Memorial	14-2 (12)	2nd
MTSU (Gm 2)	12-0 (12)	1st
North Florida	12-0 (12)	1st
South Alabama	11-0 (11)	2nd
Florida National	13-2 (11)	1st
Charlotte (Gm 2)	13-3 (10)	2nd
Mobile	12-2 (10)	2nd
North Florida	12-2 (10)	2nd
Southern Miss (Gm 1)	11-1 (10)	1st

Opponent Runs

Opponent	Run	Half
ODU (Gm 2)	15-2 (13)	2nd
JMU	15-2 (13)	1st/2nd
JMU	13-1 (13)	2nd
ODU (Gm 2)	14-2 (12)	1st
ODU	11-0 (11)	1st
South Alabama	14-3 (11)	1st
MTSU (Gm 2)	12-2 (10)	2nd
Southern Miss (Gm 2)	12-2 (10)	2nd
UTSA (Gm 1)	12-2 (10)	2nd
JMU	12-2 (10)	1st
Stetson	12-2 (10)	1st
Jacksonville State	10-0 (10)	2nd
North Florida	10-0 (10)	1st/2nd
Charlotte (Gm 2)	11-2 (9)	1st
Southern Miss (Gm 1)	11-3 (8)	2nd
South Alabama	11-3 (8)	1st
FIU (Gm 1)	10-2 (8)	1st
Southern Miss (Gm 1)	8-0 (8)	2nd
Jacksonville State	10-3 (7)	1st
UTEP	9-2 (7)	1st
UTSA (Gm 1)	9-2 (7)	1st
ODU	9-2 (7)	2nd

*For purposes of this chart, a run is defined as a 9 points or more by one team with 3 or fewer points scored by the other team and a differential of at least 7 points during that timeframe.

2020-21 FAU MEN'S BASKETBALL GAME NOTES

FAU's Record When ...

	Overall	C-USA
At home	7-1	4-1
On the road.....	4-7	3-4
On a neutral floor.....	2-1	0-0
In November.....	1-2	0-0
In December.....	4-1	0-0
In January.....	3-4	3-3
In February.....	2-2	2-2
In March.....	3-0	2-0
Leading at Halftime.....	11-1	5-1
Trailing at Halftime.....	2-8	2-4
Tied at Halftime	0-0	0-0
Leading with 5:00 remaining.....	11-0	6-0
Trailing with 5:00 remaining.....	2-9	1-5
Tied with 5:00 remaining	0-0	0-0
Shooting higher FG% than opponent.....	11-2	7-2
Shooting lower FG% than opponent.....	1-7	0-3
Shooting same FG%	0-0	0-0
Shooting higher than 50%	4-0	1-0
Shooting 45-50%.....	7-3	4-3
Shooting 40-45%.....	2-2	2-1
Shooting less than 40%.....	0-4	0-1
Shooting higher 3FG% than opponent.....	11-2	5-1
Shooting lower 3FG% than opponent.....	2-7	2-4
Shooting same 3FG%	0-0	0-0
Making more 3FG than opponent.....	11-4	6-2
Making fewer 3FG than opponent	2-4	1-2
Making same number of 3FG.....	0-1	0-1
Shooting more FTs than opponent	7-3	2-2
Shooting fewer FTs than opponent.....	6-6	5-3
Shooting same number of FTs	0-0	0-0
Shooting higher FT% than opponent.....	8-3	4-1
Shooting lower FT% than opponent.....	5-5	3-4
Shooting same FT%	0-1	0-0
Out-rebounding opponent.....	12-4	6-3
Out-rebounded by opponent.....	1-3	1-1
Recording same number of rebounds	0-2	0-1
Recording more assists than opponent.....	11-3	7-2
Recording fewer assists than opponent	2-5	1-3
Recording same number of assists	0-0	0-0
Committing fewer turnovers than opponent.....	9-3	4-0
Committing more turnovers than opponent	4-6	3-5
Committing same number of turnovers	0-0	0-0
Scoring 80+ points.....	7-1	3-1
Scoring 70-79 points.....	3-3	1-2
Scoring 60-69 points.....	3-3	3-1
Allowing 80+ points	0-2	0-2
Allowing 70-79 points	4-4	1-2
Allowing 60-69 points	4-3	3-1
Allowing less than 60 points	5-0	3-0

More Record Minutiae ...

FAU's record:

Scoring more points than opponent.....	13-0
Scoring fewer points than opponent.....	0-9
Winning the opening tip.....	5-2
Losing the opening tip	8-7
Day games	3-4
Night games	10-5
When it rains.....	0-2
When it snows	0-0
When National Anthem is sung live	0-0
When National Anthem is played by band..	0-0
When National Anthem is recorded	12-9
When National Anthem is 1:40 or more.....	6-0
When National Anthem is less than 1:40....	6-9
With no National Anthem	1-0
vs. fowl.....	4-3
vs. canines.....	0-0
vs. felines.....	3-1
vs. mammals	8-4
vs. reptiles	0-0
vs. fighting chickens	0-1
vs. temperamental male sheep	1-0
vs. Spanish conquerors	1-0
vs. birds of prey	4-0
vs. water-based birds of prey	1-0
vs. those partial to cowboy headgear	0-1
vs. those who rule over a duchy	0-1
vs. sovereign rulers	0-2
vs. those with aureate mascots	4-0
vs. those who seek precious metals.....	2-1
vs. fast-sprinting birds.....	0-2
vs. cerulean marauders	2-0

2020-21 FAU MEN'S BASKETBALL GAME NOTES

How To Say It

If you have questions, please refer to the MBB roster on FAUSports.com and click on the "ear" icon or contact Andy Seeley:

#1 Madaw Niang

muh-JOW nee-ANG

#3 Giancarlo Rosado

zhean-CAR-lo roe-SAW-doe

#12 Alijah Martin

uh-LIE-juh

#13 Kenan Blackshear

KEY-nun

#15 Jailyn Ingram

JAY-linn

#21 Alejandro Ralat

rah-LOT

#25 Karlis Silins

CAR-lis SHILL-insh

#35 Dardan Kapiti

DAR-den kah-PEE-tee

On The Radio

Ken LaVicka is entering his 14th season broadcasting FAU basketball. After calling select games in 2007, he became the full-time basketball "voice" in 2009. He took on the same full-time title with Owls' football in 2011, with the 2020 campaign marking his 12th season.



FAU contests are broadcast on Fox Sports 640AM throughout South Florida.

LaVicka is co-host on West Palm Beach-based ESPN 106.3's popular daily program Josh Cohen & The HomeTeam (Mon-Fri, 3-5p). A former newspaper sports writer, Ken graduated from Valparaiso University before coming to South Florida.

He lives in Tamarac, Florida with his wife Vivianne, his two daughters Adaline & Alianna and his dog Howard, who is named after Howard Schnellenberger.

FAU Starting Lineups

The following is a look at FAU's record with each different group of starters from throughout the 2020-21 season:

(W-L) Starters

(5-2)	Greenlee	Forrest	Winchester	Blackshear	Silins
(4-2)	Greenlee	Ingram	Winchester	Blackshear	Silins
(1-1)	Greenlee	Ingram	Forrest	Martin	Silins
(3-4)	Greenlee	Ingram	Forrest	Blackshear	Silins

The following is a look at FAU's starting lineup and result for each game in the 2020-21 season:

11/25 at South Alabama - Blackshear, Forrest, Greenlee, Silins, Winchester (L 68-66)
11/27 vs. Jacksonville St. - Blackshear, Greenlee, Ingram, Silins, Winchester (L, 60-50)
11/28 vs. Mobile - Blackshear, Greenlee, Ingram, Silins, Winchester (W, 83-41)
12/3 vs. Florida National - Blackshear, Greenlee, Ingram, Silins, Winchester (W, 128-64)
12/7 at North Florida - Blackshear, Greenlee, Ingram, Silins, Winchester (W, 79-77)
12/12 vs. Florida Memorial - Blackshear, Greenlee, Ingram, Silins, Winchester (W, 121-49)
12/15 at Stetson - Blackshear, Greenlee, Ingram, Silins, Winchester (L, 78-69)
12/21 vs. Florida College - Forrest, Greenlee, Ingram, Martin, Silins (W, 107-72)
1/5 at James Madison - Forrest, Greenlee, Ingram, Martin, Silins (L, 79-70)
1/8 at Old Dominion - Forrest, Greenlee, Ingram, Blackshear, Silins (L, 71-67)
1/9 at Old Dominion - Forrest, Greenlee, Ingram, Blackshear, Silins (L, 64-55)
1/14 at FIU - Forrest, Greenlee, Ingram, Blackshear, Silins (W, 81-79)
1/16 vs. FIU - Forrest, Greenlee, Ingram, Blackshear, Silins (W, 107-63)
1/22 vs. Charlotte - Forrest, Greenlee, Ingram, Blackshear, Silins (W, 66-53 OT)
1/23 vs. Charlotte - Forrest, Greenlee, Ingram, Blackshear, Silins (L, 74-71)
2/12 at UTSA - Forrest, Greenlee, Ingram, Blackshear, Silins (L, 84-80)
2/13 at UTSA - Forrest, Greenlee, Winchester, Blackshear, Silins (L, 86-75)
2/26 at Southern Miss - Blackshear, Forrest, Greenlee, Silins, Winchester (W 69-60)
2/27 at Southern Miss - Blackshear, Forrest, Greenlee, Silins, Winchester (W 73-66)
3/4 vs. MTSU - Blackshear, Forrest, Greenlee, Silins, Winchester (W 80-50)
3/5 vs. MTSU - Blackshear, Forrest, Greenlee, Silins, Winchester (W 63-54)
3/10 vs. UTEP - Blackshear, Forrest, Greenlee, Silins, Winchester (W 76-70)

2020-21 FAU MEN'S BASKETBALL GAME NOTES

Owl Season Highs



0 - Nicholas Boyd

Season Highs

Points..... 17 vs. Mobile (11/28/20)
 Rebounds 7 at FIU (1/14/21)
 Assists 6 vs. Florida National (12/3/20)
 Steals..... 2, three times
 Blocks 1, three times
 FG Made..... 6 vs. Mobile (11/28/20)
 FG Att. 11 vs. Mobile (11/28/20)
 3FG Made..... 3 vs. Mobile (11/28/20)
 3FG Att. 6 vs. Mobile (11/28/20)
 FT Made 4 vs. FIU (1/16/21)
 FT Att. 5 vs. FIU (1/16/21)
 Minutes 26 vs. Mobile (11/28/20)



1 - Madaw Niang

Season Highs

Points..... 4, three times
 Rebounds 6 vs. Mobile (11/28/20)
 Assists 1 vs. Florida College (12/21/20)
 Steals..... 2 vs. Charlotte (1/22/21)
 Blocks..... 3 vs. Florida National (12/3/20)
 FG Made..... 2, twice
 FG Att. 5 vs. Charlotte (1/22/21)
 3FG Made
 3FG Att. 1 vs. Florida National (12/3/20)
 FT Made 3 vs. Florida Memorial (12/12/20)
 FT Att. 4 vs. Florida Memorial (12/12/20)
 Minutes 20 at South Alabama (11/25/20)



2 - Everett Winchester

Season Highs

Points..... 12 vs. FIU (1/16/21)
 Rebounds 14 vs. FIU (1/16/21)
 Assists 6 vs. MTSU (3/4/21)
 Steals..... 3, twice
 Blocks 1, three times
 FG Made..... 4, four times
 FG Att. 8, twice
 3FG Made..... 1, six times
 3FG Att. 2, twice
 FT Made 6 at FIU (1/14/21)
 FT Att. 8 at FIU (1/14/21)
 Minutes 31 vs. Jacksonville St. (11/27/20)



3 - Giancarlo Rosado

Season Highs


Points..... 13 vs. Florida Memorial (12/12/20)
 Rebounds 6 vs. Florida Memorial (12/12/20)
 Assists 2, twice
 Steals..... 2 vs. Florida Memorial (12/12/20)
 Blocks 1, twice
 FG Made..... 5, twice
 FG Att. 8 vs. Florida Memorial (12/12/20)
 3FG Made..... 1 vs. Florida Memorial (12/12/20)
 3FG Att. 1, three times
 FT Made 4 vs. Mobile (11/28/20)
 FT Att. 5 vs. Mobile (11/28/20)
 Minutes 16 vs. Florida Memorial (12/12/20)



4 - Bryan Greenlee

Season Highs

Points..... 25 at South Alabama (11/25/20)
 Rebounds 6, twice
 Assists 5, three times
 Steals..... 3, four times
 Blocks 1, twice
 FG Made..... 7 at South Alabama (11/25/20)
 FG Att. 13 at South Alabama (11/25/20)
 3FG Made..... 7 at South Alabama (11/25/20)
 3FG Att. 10 at South Alabama (11/25/20)
 FT Made 4 at South Alabama (11/25/20)
 FT Att. 5 vs. MTSU (3/5/21)
 Minutes 39 vs. Charlotte (1/22/21)



10 - Johnell Davis

Season Highs

Points..... 10 at Southern Miss (2/26/21)
 Rebounds 9 vs. Florida College (12/21/20)
 Assists 6 vs. Florida College (12/21/20)
 Steals..... 2, three times
 Blocks 2 vs. Florida National (12/3/20)
 FG Made..... 4 at Southern Miss (2/26/21)
 FG Att. 9 vs. Florida Memorial (12/12/20)
 3FG Made..... 1, six times
 3FG Att. 5 vs. Florida National (12/3/20)
 FT Made 2, four times
 FT Att. 3 vs. Florida Memorial (12/12/20)
 Minutes 19 vs. Florida College (12/21/20)

2020-21 FAU MEN'S BASKETBALL GAME NOTES

Owl Season Highs



11 - Michael Forrest

Season Highs

Points 27 vs. FIU (1/16/21)
 Rebounds 7 at Southern Miss (2/27/21)
 Assists 3, twice
 Steals 2, nine times
 Blocks
 FG Made 10 vs. FIU (1/16/21)
 FG Att. 15, twice
 3FG Made 7 vs. FIU (1/16/21)
 3FG Att. 11, three times
 FT Made 3, three
 FT Att. 6 vs. Florida College (12/21/20)
 Minutes 38 vs. Charlotte (1/23/21)



12 - Alijah Martin

Season Highs

Points 21 vs. Florida National (12/3/20)
 Rebounds 9 vs. Florida College (12/21/20)
 Assists 5 vs. Florida College (12/21/20)
 Steals 3 vs. MTSU (3/4/21)
 Blocks 1, three times
 FG Made 8 vs. Florida National (12/3/20)
 FG Att. 15 vs. Florida National (12/3/20)
 3FG Made 5 vs. Florida National (12/3/20)
 3FG Att. 12 vs. Florida National (12/3/20)
 FT Made 4 vs. Mobile (11/28/20)
 FT Att. 4 vs. Mobile (11/28/20)
 Minutes 23 vs. Florida College (12/21/20)



13 - Kenan Blackshear

Season Highs


Points 20 at UTSA (2/12/21)
 Rebounds 10 at UTSA (2/12/21)
 Assists 4 vs. Florida College (12/21/20)
 Steals 4, twice
 Blocks 1, twice
 FG Made 6, twice
 FG Att. 12 at South Alabama (11/25/20)
 3FG Made 3, twice
 3FG Att. 6, twice
 FT Made 7 at JMU (1/5/21)
 FT Att. 9 at JMU (1/5/21)
 Minutes 31 at South Alabama (11/25/20)



15 - Jailyng Ingram

Season Highs

Points 26, three times
 Rebounds 12 vs. MTSU (3/5/21)
 Assists 6 at ODU (1/9/21)
 Steals 3 vs. Florida Memorial (12/12/20)
 Blocks 1, six times
 FG Made 12 at Old Dominion (1/8/21)
 FG Att. 18 at FIU (1/14/21)
 3FG Made 7 vs. Florida National (12/3/20)
 3FG Att. 8, twice
 FT Made 3, three times
 FT Att. 4, three times
 Minutes 37 at ODU (1/9/21)



21 - Alejandro Ralat

Season Highs

Points 4 vs. Florida Memorial (12/12/20)
 Rebounds 1 vs. Florida National (12/3/20)
 Assists 2 vs. FIU (1/16/21)
 Steals
 Blocks
 FG Made 2 vs. Florida Memorial (12/12/20)
 FG Att. 3, four times
 3FG Made 1 vs. Florida National (12/3/20)
 3FG Att. 2 vs. Florida National (12/3/20)
 FT Made
 FT Att.
 Minutes 8 vs. Florida National (12/3/20)



25 - Karlis Silins

Season Highs

Points 22 vs. UTEP (3/10/21)
 Rebounds 9 at UTSA (2/13/21)
 Assists 3, twice
 Steals 2, three
 Blocks 3, twice
 FG Made 8 at North Florida (12/7/20)
 FG Att. 12 vs. UTEP (3/10/21)
 3FG Made 2, twice
 3FG Att. 4 vs. Florida College (12/21/20)
 FT Made 9 vs. Charlotte (1/23/21)
 FT Att. 10 vs. Charlotte (1/23/21)
 Minutes 32 vs. UTEP (3/10/21)

2020-21 FAU MEN'S BASKETBALL GAME NOTES


Owl Season Highs



32- Brant Ulmer

Season Highs

Points..... 2 vs. Florida Memorial (12/12/20)
Rebounds2 vs. Mobile (11/28/20)
Assists
Steals..... 1 vs. Florida Memorial (12/12/20)
Blocks
FG Made..... 1 vs. Florida Memorial (12/12/20)
FG Att. 1 vs. Florida Memorial (12/12/20)
3FG Made
3FG Att.
FT Made
FT Att.
Minutes 3, three times



35 - Dardan Kapiti

Season Highs

Points..... 7 at Southern Miss (2/27/21)
Rebounds 7 vs. Florida College (12/21/20)
Assists 2, three times
Steals..... 2, twice
Blocks 2, twice
FG Made..... 3, twice
FG Att. 4 at JMU (1/5/21)
3FG Made
3FG Att.
FT Made 2 vs. MTSU (3/5/21)
FT Att. 5 vs. Florida College (12/21/20)
Minutes 14 vs. MTSU (3/5/21)

2020-21 FAU MEN'S BASKETBALL GAME NOTES

Owl Career Highs/Statistics

BLACKSHEAR, Kenan

				Field Goals		3-Point		F-Throws		Rebounds									Scoring	
SEASON	TEAM	GP-GS	MIN/AVG	FG-FGA	FG%	3FG-FGA	3FG%	FT-FTA	FT%	OFF	DEF	TOT	AVG	PF-FO	AST	TO	BLK	STL	PTS	AVG
2019-20	FAU	31-10	495/16.0	31-92	.337	3-24	.125	37-56	.661	29	60	89	2.9	46-0	27	33	2	14	102	3.3
2020-21	FAU	22-20	519/23.6	67-146	.459	19-61	.311	55-73	.753	26	67	93	4.2	60-1	37	40	2	33	208	9.5
TOTAL		53-30	1015/19.1	98-238	.412	22-85	.259	92-129	.713	55	127	182	3.4	106-1	64	73	4	47	310	5.8

Single Game Highs

Statistic	Value	
Points	20	at UTSA 02/12/21
Rebounds	10	at UTSA 02/12/21
Assists	4	vs Florida Col. 12/21/20
Steals	4	at Southern Miss. 02/26/21, at South Alabama 11/25/20
Blocks	1	4 times
FG Made	6	at South Alabama 11/25/20, at UTSA 02/12/21, at UTSA 02/13/21
FG Attempts	12	at South Alabama 11/25/20, at UTSA 02/13/21
3FG Made	3	at South Alabama 11/25/20, at UTSA 02/12/21
3FG Attempts	6	at South Alabama 11/25/20, vs FIU 01/16/21
FT Made	7	at James Madison 01/05/21
FT Attempts	9	at James Madison 01/05/21

BOYD, Nicholas

				Field Goals		3-Point		F-Throws		Rebounds									Scoring	
SEASON	TEAM	GP-GS	MIN/AVG	FG-FGA	FG%	3FG-FGA	3FG%	FT-FTA	FT%	OFF	DEF	TOT	AVG	PF-FO	AST	TO	BLK	STL	PTS	AVG
2020-21	FAU	22-0	335/15.2	41-93	.441	16-39	.410	20-26	.769	17	27	44	2.0	21-0	39	19	3	9	118	5.4
TOTAL		22-0	335/15.2	41-93	.441	16-39	.410	20-26	.769	17	27	44	2.0	21-0	39	19	3	9	118	5.4

Single Game Highs

Statistic	Value	
Points	17	vs Mobile 11/28/20
Rebounds	7	at FIU 01/14/21
Assists	6	vs Fla. National 12/03/20
Steals	2	vs Middle Tenn. 03/04/21, vs FIU 01/16/21, vs Fla. Memorial 12/12/20
Blocks	1	vs Middle Tenn. 03/04/21, vs FIU 01/16/21, vs Fla. Memorial 12/12/20
FG Made	6	vs Mobile 11/28/20
FG Attempts	11	vs Mobile 11/28/20
3FG Made	3	vs Mobile 11/28/20
3FG Attempts	6	vs Mobile 11/28/20
FT Made	4	vs FIU 01/16/21
FT Attempts	5	vs FIU 01/16/21

2020-21 FAU MEN'S BASKETBALL GAME NOTES

Owl Career Highs/Statistics

DAVIS, Johnell

				Field Goals		3-Point		F-Throws		Rebounds								Scoring		
SEASON	TEAM	GP-GS	MIN/AVG	FG-FGA	FG%	3FG-FGA	3FG%	FT-FTA	FT%	OFF	DEF	TOT	AVG	PF-FO	AST	TO	BLK	STL	PTS	AVG
2020-21	FAU	22-0	217/9.9	29-60	.483	6-26	.231	9-11	.818	25	38	63	2.9	27-0	24	17	4	13	73	3.3
TOTAL		22-0	217/9.9	29-60	.483	6-26	.231	9-11	.818	25	38	63	2.9	27-0	24	17	4	13	73	3.3

Single Game Highs

Statistic	Value	
Points	10	at Southern Miss. 02/26/21
Rebounds	9	vs Florida Col. 12/21/20
Assists	6	vs Florida Col. 12/21/20
Steals	2	vs Middle Tenn. 03/05/21, vs Fla. National 12/03/20, vs Fla. Memorial 12/12/20
Blocks	2	vs Fla. National 12/03/20
FG Made	4	at Southern Miss. 02/26/21
FG Attempts	9	vs Fla. Memorial 12/12/20
3FG Made	1	6 times
3FG Attempts	5	vs Fla. National 12/03/20
FT Made	2	4 times
FT Attempts	3	vs Fla. Memorial 12/12/20

FORREST, Michael

				Field Goals		3-Point		F-Throws		Rebounds								Scoring		
SEASON	TEAM	GP-GS	MIN/AVG	FG-FGA	FG%	3FG-FGA	3FG%	FT-FTA	FT%	OFF	DEF	TOT	AVG	PF-FO	AST	TO	BLK	STL	PTS	AVG
2018-19	FAU	33-27	937/28.4	93-250	.372	43-128	.336	50-66	.758	16	77	93	2.8	66-0	96	87	1	38	279	8.5
2019-20	FAU	32-8	816/25.5	93-226	.412	59-153	.386	54-70	.771	21	45	66	2.1	52-0	52	41	2	34	299	9.3
2020-21	FAU	22-16	601/27.3	92-207	.444	58-153	.379	23-34	.676	13	70	83	3.8	32-0	30	25	0	21	265	12.0
TOTAL		87-51	2353/27.0	278-683	.407	160-434	.369	127-170	.747	50	192	242	2.8	150-0	178	153	3	93	843	9.7

Single Game Highs

Statistic	Value	
Points	32	at Marshall 01/17/19
Rebounds	7	at Southern Miss. 02/27/21
Assists	6	at UTEP 02/07/19, at Charleston So. 03/21/19
Steals	4	at FIU 01/26/19, vs Florida Col. 12/19/18
Blocks	1	vs Louisiana Tech 03/13/19, at Louisiana Tech 02/15/20, at North Texas 01/11/20
FG Made	11	at Marshall 01/17/19
FG Attempts	19	at Marshall 01/17/19
3FG Made	7	vs FIU 01/16/21
3FG Attempts	11	vs Charlotte 01/22/21, vs FIU 01/16/21, vs Fla. National 12/03/20
FT Made	10	vs UTSA 01/02/20
FT Attempts	12	at FIU 01/26/19, vs UTSA 01/02/20

2020-21 FAU MEN'S BASKETBALL GAME NOTES

Owl Career Highs/Statistics

GREENLEE, Bryan

				Field Goals		3-Point		F-Throws		Rebounds				Scoring						
SEASON	TEAM	GP-GS	MIN/AVG	FG-FGA	FG%	3FG-FGA	3FG%	FT-FTA	FT%	OFF	DEF	TOT	AVG	PF-FO	AST	TO	BLK	STL	PTS	AVG
2019-20	MINN	19-0	53/2.8	2-8	.250	1-3	.333	0-0	.000	0	9	9	0.5	3-0	4	7	0	2	5	0.3
2020-21	FAU	22-22	640/29.1	77-177	.435	42-92	.457	25-38	.658	12	54	66	3.0	43-0	64	47	2	27	221	10.0
TOTAL FOR FAU		22-22	640/29.1	77-177	.435	42-92	.457	25-38	.658	12	54	66	3.0	43-0	64	47	2	27	221	10.0
TOTAL		41-22	692/16.9	79-185	.427	43-95	.453	25-38	.658	12	63	75	1.8	46-0	68	54	2	29	226	5.5

Single Game Highs

Statistic	Value	
Points	25	at South Alabama 11/25/20
Rebounds	6	at Southern Miss. 02/27/21, at Stetson 12/15/20, vs Middle Tenn. 03/04/21
Assists	5	at Southern Miss. 02/26/21, at South Alabama 11/25/20, vs FIU 01/16/21
Steals	3	4 times
Blocks	1	at South Alabama 11/25/20, at UTSA 02/13/21
FG Made	7	at South Alabama 11/25/20
FG Attempts	13	at South Alabama 11/25/20
3FG Made	7	at South Alabama 11/25/20
3FG Attempts	10	at South Alabama 11/25/20
FT Made	4	at South Alabama 11/25/20
FT Attempts	5	vs Middle Tenn. 03/05/21

2020-21 FAU MEN'S BASKETBALL GAME NOTES

Owl Career Highs/Statistics

INGRAM, Jailyn

SEASON	TEAM	GP-GS	MIN/AVG	Field Goals		3-Point		F-Throws		Rebounds				Scoring						
				FG-FGA	FG%	3FG-FGA	3FG%	FT-FTA	FT%	OFF	DEF	TOT	AVG	PF-FO	AST	TO	BLK	STL	PTS	AVG
2016-17	FAU	30-28	722/24.1	102-236	.432	6-29	.207	35-56	.625	27	98	125	4.2	60-0	39	41	9	17	245	8.2
2017-18	FAU	30-30	787/26.2	105-259	.405	8-31	.258	49-71	.690	37	92	129	4.3	76-3	46	74	9	17	267	8.9
2018-19	FAU	10-10	297/29.7	73-131	.557	17-40	.425	26-30	.867	29	53	82	8.2	26-0	20	36	10	8	189	18.9
2019-20	FAU	30-22	760/25.3	137-308	.445	34-103	.330	52-70	.743	39	123	162	5.4	56-2	42	55	8	29	360	12.0
2020-21	FAU	21-15	499/23.8	99-223	.444	39-85	.459	21-29	.724	27	102	129	6.1	34-0	36	32	9	17	258	12.3
TOTAL		121-105	3065/25.3	516-1157	.446	104-288	.361	183-256	.715	159	468	627	5.2	252-5	183	238	45	88	1319	10.9

Single Game Highs

Statistic	Value	
Points	28	at Bethune-Cookman 12/01/18
Rebounds	12	4 times
Assists	6	vs FGCU 11/25/18, at Old Dominion 01/09/21
Steals	3	5 times
Blocks	4	vs Mercer 12/05/18
FG Made	12	at Old Dominion 01/08/21
FG Attempts	18	vs Western Ky. 01/30/20, at FIU 01/14/21
3FG Made	7	vs Fla. National 12/03/20
3FG Attempts	9	at Old Dominion 01/25/20
FT Made	9	vs Incarnate Word 11/18/18
FT Attempts	9	vs Incarnate Word 11/18/18, vs Bethune-Cookman 12/02/17, vs South Fla. 11/22/16

KAPITI, Dardan

SEASON	TEAM	GP-GS	MIN/AVG	Field Goals		3-Point		F-Throws		Rebounds				Scoring						
				FG-FGA	FG%	3FG-FGA	3FG%	FT-FTA	FT%	OFF	DEF	TOT	AVG	PF-FO	AST	TO	BLK	STL	PTS	AVG
2019-20	FAU	18-0	99/5.5	17-25	.680	0-2	.000	2-2	1.000	10	10	20	1.1	21-0	1	2	4	2	36	2.0
2020-21	FAU	19-0	152/8.0	18-29	.621	0-0	.000	4-18	.222	16	21	37	1.9	31-1	10	17	8	5	40	2.1
TOTAL		37-0	250/6.8	35-54	.648	0-2	.000	6-20	.300	26	31	57	1.5	52-1	11	19	12	7	76	2.1

Single Game Highs

Statistic	Value	
Points	10	at Rice 01/09/20
Rebounds	7	vs Florida Col. 12/21/20
Assists	2	at FIU 01/14/21, vs FIU 01/16/21, vs Florida Col. 12/21/20
Steals	2	at Southern Miss. 02/27/21, vs Middle Tenn. 03/05/21
Blocks	2	at Alabama 11/11/19, vs Charlotte 01/22/21, vs Charlotte 01/23/21
FG Made	5	at Rice 01/09/20
FG Attempts	5	vs Palm Beach Atl. 11/16/19, at Rice 01/09/20
3FG Attempts	2	vs Flagler 11/05/19
FT Made	2	vs Middle Tenn. 03/05/21
FT Attempts	5	vs Florida Col. 12/21/20

2020-21 FAU MEN'S BASKETBALL GAME NOTES

Owl Career Highs/Statistics

MARTIN, Alijah

				Field Goals		3-Point		F-Throws		Rebounds									Scoring	
SEASON	TEAM	GP-GS	MIN/AVG	FG-FGA	FG%	3FG-FGA	3FG%	FT-FTA	FT%	OFF	DEF	TOT	AVG	PF-FO	AST	TO	BLK	STL	PTS	AVG
2020-21	FAU	20-2	190/9.5	33-68	.485	15-43	.349	8-13	.615	16	35	51	2.6	21-0	16	11	3	9	89	4.5
TOTAL		20-2	190/9.5	33-68	.485	15-43	.349	8-13	.615	16	35	51	2.6	21-0	16	11	3	9	89	4.5

Single Game Highs

Statistic	Value	
Points	21	vs Fla. National 12/03/20
Rebounds	9	vs Florida Col. 12/21/20
Assists	5	vs Florida Col. 12/21/20
Steals	3	vs Middle Tenn. 03/04/21
Blocks	1	vs FIU 01/16/21, vs Florida Col. 12/21/20, at James Madison 01/05/21
FG Made	8	vs Fla. National 12/03/20
FG Attempts	15	vs Fla. National 12/03/20
3FG Made	5	vs Fla. National 12/03/20
3FG Attempts	12	vs Fla. National 12/03/20
FT Made	4	vs Mobile 11/28/20
FT Attempts	4	vs Mobile 11/28/20

NIANG, Madiaw

				Field Goals		3-Point		F-Throws		Rebounds									Scoring	
SEASON	TEAM	GP-GS	MIN/AVG	FG-FGA	FG%	3FG-FGA	3FG%	FT-FTA	FT%	OFF	DEF	TOT	AVG	PF-FO	AST	TO	BLK	STL	PTS	AVG
2018-19	FAU	31-9	421/13.6	32-105	.305	10-45	.222	18-25	.720	30	76	106	3.4	50-0	10	14	5	9	92	3.0
2019-20	FAU	31-10	424/13.7	32-74	.432	3-18	.167	13-19	.684	42	67	109	3.5	39-0	9	17	14	18	80	2.6
2020-21	FAU	21-0	143/6.8	13-29	.448	0-2	.000	5-8	.625	20	14	34	1.6	20-0	1	7	9	3	31	1.5
TOTAL		83-19	989/11.9	77-208	.370	13-65	.200	36-52	.692	92	157	249	3.0	109-0	20	38	28	30	203	2.4

Single Game Highs

Statistic	Value	
Points	12	at Illinois 12/29/18
Rebounds	14	at Illinois 12/29/18
Assists	2	vs Louisiana Tech 03/06/19, at Rice 01/09/20
Steals	2	5 times
Blocks	3	at Miami (FL) 11/08/19, at FIU 02/05/20, vs Fla. National 12/03/20
FG Made	3	7 times
FG Attempts	9	at Arkansas St. 12/14/18, vs Florida Col. 12/19/18
3FG Made	2	vs Rice 02/16/19, vs Holy Cross 11/29/19
3FG Attempts	3	9 times
FT Made	6	at Illinois 12/29/18
FT Attempts	8	at Illinois 12/29/18

2020-21 FAU MEN'S BASKETBALL GAME NOTES

Owl Career Highs/Statistics

RALAT, Alejandro

				Field Goals		3-Point		F-Throws		Rebounds									Scoring	
SEASON	TEAM	GP-GS	MIN/AVG	FG-FGA	FG%	3FG-FGA	3FG%	FT-FTA	FT%	OFF	DEF	TOT	AVG	PF-FO	AST	TO	BLK	STL	PTS	AVG
2020-21	FAU	7-0	25/3.6	4-12	.333	1-4	.250	0-0	.000	0	1	1	0.1	3-0	3	3	0	0	9	1.3
TOTAL		7-0	25/3.6	4-12	.333	1-4	.250	0-0	.000	0	1	1	0.1	3-0	3	3	0	0	9	1.3

Single Game Highs

Statistic	Value	
Points	4	vs Fla. Memorial 12/12/20
Rebounds	1	vs Fla. National 12/03/20
Assists	2	vs FIU 01/16/21
FG Made	2	vs Fla. Memorial 12/12/20
FG Attempts	3	4 times
3FG Made	1	vs Fla. National 12/03/20
3FG Attempts	2	vs Fla. National 12/03/20

ROSADO, Giancarlo

				Field Goals		3-Point		F-Throws		Rebounds									Scoring	
SEASON	TEAM	GP-GS	MIN/AVG	FG-FGA	FG%	3FG-FGA	3FG%	FT-FTA	FT%	OFF	DEF	TOT	AVG	PF-FO	AST	TO	BLK	STL	PTS	AVG
2020-21	FAU	19-0	151/7.9	25-49	.510	1-3	.333	10-19	.526	12	21	33	1.7	14-0	8	11	2	4	61	3.2
TOTAL		19-0	151/7.9	25-49	.510	1-3	.333	10-19	.526	12	21	33	1.7	14-0	8	11	2	4	61	3.2

Single Game Highs

Statistic	Value	
Points	13	vs Fla. Memorial 12/12/20
Rebounds	6	vs Fla. Memorial 12/12/20
Assists	2	vs Mobile 11/28/20, at James Madison 01/05/21
Steals	2	vs Fla. Memorial 12/12/20
Blocks	1	vs Charlotte 01/23/21, vs Mobile 11/28/20
FG Made	5	at UTSA 02/13/21, vs Fla. Memorial 12/12/20
FG Attempts	8	vs Fla. Memorial 12/12/20
3FG Made	1	vs Fla. Memorial 12/12/20
3FG Attempts	1	vs Mobile 11/28/20, vs Florida Col. 12/21/20, vs Fla. Memorial 12/12/20
FT Made	4	vs Mobile 11/28/20
FT Attempts	5	vs Fla. Memorial 12/12/20

2020-21 FAU MEN'S BASKETBALL GAME NOTES

Owl Career Highs/Statistics

SILINS, Karlis

				Field Goals		3-Point		F-Throws		Rebounds								Scoring		
SEASON	TEAM	GP-GS	MIN/AVG	FG-FGA	FG%	3FG-FGA	3FG%	FT-FTA	FT%	OFF	DEF	TOT	AVG	PF-FO	AST	TO	BLK	STL	PTS	AVG
2018-19	FAU	31-16	544/17.6	71-127	.559	8-22	.364	53-76	.697	44	73	117	3.8	56-0	18	50	16	6	203	6.5
2019-20	FAU	32-22	647/20.2	89-181	.492	17-40	.425	54-76	.711	47	65	112	3.5	90-5	13	39	15	6	249	7.8
2020-21	FAU	22-22	488/22.2	87-152	.572	10-34	.294	46-68	.676	35	62	97	4.4	50-1	14	30	15	8	230	10.5
TOTAL		85-60	1679/19.8	247-460	.537	35-96	.365	153-220	.695	126	200	326	3.8	196-6	45	119	46	20	682	8.0

Single Game Highs

Statistic	Value	
Points	22	vs UTEP 03/10/21
Rebounds	10	vs Louisiana Tech 01/31/19
Assists	3	at Southern Miss. 02/26/21, vs Charlotte 01/22/21
Steals	2	4 times
Blocks	3	at North Texas 02/28/19, vs Middle Tenn. 03/04/21, vs Mobile 11/28/20
FG Made	8	at North Florida 12/07/20
FG Attempts	12	vs UTEP 03/10/21
3FG Made	2	9 times
3FG Attempts	4	4 times
FT Made	9	vs Charlotte 01/23/21
FT Attempts	10	vs Charlotte 01/23/21

ULMER, Brant

				Field Goals		3-Point		F-Throws		Rebounds								Scoring		
SEASON	TEAM	GP-GS	MIN/AVG	FG-FGA	FG%	3FG-FGA	3FG%	FT-FTA	FT%	OFF	DEF	TOT	AVG	PF-FO	AST	TO	BLK	STL	PTS	AVG
2020-21	FAU	5-0	13/2.7	1-1	1.000	0-0	.000	0-0	.000	0	2	2	0.4	1-0	0	0	1	1	2	0.4
TOTAL		5-0	13/2.7	1-1	1.000	0-0	.000	0-0	.000	0	2	2	0.4	1-0	0	0	1	1	2	0.4

Single Game Highs

Statistic	Value	
Points	2	vs Fla. Memorial 12/12/20
Rebounds	2	vs Mobile 11/28/20
Steals	1	vs Fla. Memorial 12/12/20
Blocks	1	vs Fla. National 12/03/20
FG Made	1	vs Fla. Memorial 12/12/20
FG Attempts	1	vs Fla. Memorial 12/12/20

2020-21 FAU MEN'S BASKETBALL GAME NOTES

Owl Highs/Career Statistics


WINCHESTER, Everett

SEASON	TEAM	GP-GS	MIN/AVG	Field Goals		3-Point		F-Throws		Rebounds				Scoring						
				FG-FGA	FG%	3FG-FGA	3FG%	FT-FTA	FT%	OFF	DEF	TOT	AVG	PF-FO	AST	TO	BLK	STL	PTS	AVG
2019-20	FAU	17-9	295/17.4	27-66	.409	3-15	.200	13-22	.591	8	40	48	2.8	25-0	27	23	4	14	70	4.1
2020-21	FAU	21-13	452/21.5	43-102	.422	5-18	.278	31-53	.585	26	66	92	4.4	40-1	38	39	3	17	122	5.8
TOTAL		38-22	747/19.7	70-168	.417	8-33	.242	44-75	.587	34	106	140	3.7	65-1	65	62	7	31	192	5.1


Single Game Highs

Statistic	Value	
Points	12	vs FIU 01/16/21
Rebounds	14	vs FIU 01/16/21
Assists	6	vs Middle Tenn. 03/04/21
Steals	3	5 times
Blocks	1	7 times
FG Made	4	5 times
FG Attempts	8	at Stetson 12/15/20, vs Fla. National 12/03/20
3FG Made	2	vs Tampa 12/19/19
3FG Attempts	3	vs UTSA 01/02/20
FT Made	6	at FIU 01/14/21
FT Attempts	8	at FIU 01/14/21


2020-21 FAU MEN'S BASKETBALL GAME NOTES



Nicholas Boyd
Fr. • G • Garnerville, N.Y.



Madaw Niang
Jr. • F • Dakar, Senegal




Everett Winchester
Sr. • G • Baltimore, Md.




Giancarlo Rosado
Fr. • G • W. Palm Beach, Fla.




B.J. Greenlee
So. • G • Gainesville, Fla.




Johnell Davis
Fr. • G • Gary, Ind.




Michael Forrest
Jr. • G • Lauderhill, Fla.




Alijah Martin
Fr. • G • Summit, Miss.



Kenan Blackshear
So. • G • Orlando, Fla.



Jailyn Ingram
Sr. • F • Madison, Ga.




Alejandro Ralat
Fr.-R. • G • San Juan, P.R.



Karlis Silins
Jr. • C • Riga, Latvia



Brant Ulmer
Fr.-R. • F • Live Oak, Fla.



Darden Kapiti
So. • F • Prishtina, Kosovo




Dusty May
Head Coach



Todd Abernathy
Assistant Coach



Kyle Church
Assistant Coach



Akeem Miskdeen
Assistant Coach

2020-21 FAU MEN'S BASKETBALL GAME NOTES

Game 17 - UTSA 86, FAU 75

Official Basketball Box Score - Final
Fla. Atlantic at UTSA
 02/19/21 Convocation Center, San Antonio
 2020-21 Men's Basketball
 Game Time: 3:02 PM
 Game Duration: 1:53
 Attendance: 384
 Officials: Rodrick Dixon, Ross Collins, Rob Foster

Fla. Atlantic - 75															
Record: 8-9 (3-5)															
NO. Name	Min	FG	3P	FT	Rebounds	Fouls	TP	AS	TO	ST	Blocks	+/-			
		M-A	M-A	M-A	OR DR TOT	PF	FF				BS BA				
25 Karis Silms	F 25:55	6-10	2-4	1-2	4	5	9	1	2	15	0	3	1	0	-10
2 Everett Winchester	G 27:50	3-6	1-1	1-4	1	4	5	4	3	8	4	4	3	0	-5
4 Bryan Greenlee	G 27:19	1-5	0-1	2-2	1	4	5	1	4	1	0	0	1	0	-19
11 Michael Forrest	G 33:57	3-11	1-8	2-3	0	3	3	3	9	1	2	0	0	0	-10
13 Kenan Blackshear	G 23:14	6-12	0-5	3-4	3	2	5	4	3	15	3	2	1	0	0
3 Giancarlo Rosado	11:21	5-7	0-0	3-3	2	1	3	1	2	10	0	3	0	0	-4
12 Alijah Martin	08:34	0-1	0-0	1-3	1	1	2	1	2	1	0	0	0	0	-8
0 Nicholas Boyd	23:39	3-7	2-5	3-4	0	5	5	1	2	11	3	1	0	0	0
10 Johnell Davis	11:59	1-2	0-0	0-0	2	1	3	0	0	2	1	0	0	0	-3
35 Dardan Kapiti	02:44	0-1	0-0	0-0	0	1	1	0	1	0	0	0	0	0	3
1 Madaw Niang	03:28	0-0	0-0	0-0	0	0	0	0	0	0	0	0	0	0	-4
Team					2	0	2			0					
Totals		28-62	6-24	13-25	16	27	43	16	19	75	13	15	5	2	0

UTSA - 86															
Record: 12-9 (8-6)															
NO. Name	Min	FG	3P	FT	Rebounds	Fouls	TP	AS	TO	ST	Blocks	+/-			
		M-A	M-A	M-A	OR DR TOT	PF	FF				BS BA				
0 Cadrick Alley Jr.	F 12:23	4-7	1-2	1-2	1	1	2	4	1	10	0	3	0	0	-3
24 Jacob Germany	C 27:54	3-11	0-0	3-4	3	4	7	3	5	9	0	0	0	0	3
2 Jhivvan Jackson	G 38:16	8-13	2-4	2-2	0	7	7	3	2	20	9	2	0	0	15
3 Jordan Ivy-Curry	G 20:36	2-3	1-1	0-0	1	0	1	4	1	5	3	0	0	0	12
22 Keaton Wallace	G 37:15	5-10	2-4	2-4	0	4	4	0	3	14	5	2	0	0	1
20 Eric Parrish	27:37	6-11	1-3	2-2	1	4	5	1	3	15	1	2	0	0	14
10 Erik Czumbel	23:53	4-9	3-7	0-0	1	1	2	1	1	11	1	0	0	0	-3
12 Phoenix Ford	12:06	1-1	0-0	0-0	1	3	4	2	0	2	0	1	0	0	8
Team					1	2	0			0					
Totals		33-65	10-21	10-14	8	25	33	19	16	86	20	8	3	0	2

Points from		FAU	UTSA	
Turnovers		40	38	
Paint		17	12	
Second Chance		12	10	
Fast Breaks		17	12	
Bench		24	28	
Period by Period Scoring				
		1st	2nd	TOT
FAU		37	38	75
UTSA		44	42	86

Biggest lead		FAU	UTSA
Best Scoring Run		3 (1 st 8:37)	15 (2 nd 8:42)
Lead Changes		7 (1 st 13:33)	7 (2 nd 8:42)
Times Tied		4	3
Time with Lead		01:37	36:34

Game 18 - FAU 69, Southern Miss 60

Official Basketball Box Score - Final
Fla. Atlantic at Southern Miss.
 02/26/21 Reed Green Coliseum, Hattiesburg
 2020-21 Men's Basketball
 Game Time: 7:00 PM
 Game Duration: 2:03
 Attendance: 1,200
 Officials: John St. Clair, Rodrick Dixon, Chris Hudson

Fla. Atlantic - 69															
Record: 9-9 (4-5)															
NO. Name	Min	FG	3P	FT	Rebounds	Fouls	TP	AS	TO	ST	Blocks	+/-			
		M-A	M-A	M-A	OR DR TOT	PF	FF				BS BA				
25 Karis Silms	F 25:05	5-10	0-1	0-1	0	6	6	2	2	10	3	1	2	0	15
2 Everett Winchester	G 20:54	1-5	0-2	1-4	1	3	4	3	3	3	1	2	1	0	-2
4 Bryan Greenlee	G 30:50	2-7	2-5	1-2	0	4	4	2	2	7	5	1	2	0	0
11 Michael Forrest	G 28:30	4-8	3-7	3-4	2	3	5	1	1	14	0	1	0	0	7
13 Kenan Blackshear	G 23:37	2-6	1-4	1-2	0	1	1	4	2	6	0	0	0	0	4
0 Nicholas Boyd	18:44	2-4	2-3	1-2	2	1	3	1	1	7	3	0	0	0	12
12 Alijah Martin	05:14	0-1	0-1	0-0	0	0	0	0	0	0	0	0	0	0	3
35 Dardan Kapiti	10:53	0-0	0-0	0-2	0	0	0	0	2	0	0	0	1	0	4
15 JaiJyn Ingram	20:36	4-7	4-6	0-1	5	5	2	1	12	0	2	1	0	0	12
10 Johnell Davis	11:35	4-6	1-3	1-2	1	2	3	2	1	10	0	1	0	0	-1
3 Giancarlo Rosado	02:26	0-0	0-0	0-0	0	0	0	0	0	0	0	0	0	0	-2
1 Madaw Niang	01:36	0-0	0-0	0-0	0	0	0	0	0	0	0	0	0	0	-8
Team					1	2	3			0					
Totals		24-54	13-32	8-20	7	27	34	21	15	69	13	11	10	1	2

Southern Miss. - 60															
Record: 8-15 (4-12)															
NO. Name	Min	FG	3P	FT	Rebounds	Fouls	TP	AS	TO	ST	Blocks	+/-			
		M-A	M-A	M-A	OR DR TOT	PF	FF				BS BA				
5 DeAndre Pinckney	F 20:54	4-6	0-0	3-5	3	3	6	4	4	11	1	1	0	0	-6
2 Justin Johnson	G 29:20	3-6	2-4	3-6	1	5	6	1	4	11	2	1	0	0	-10
10 Tae Hardy	G 32:48	2-9	0-2	1-3	0	5	5	2	5	2	2	0	0	0	-8
11 LaDavious Draine	G 33:11	5-11	4-8	3-4	0	1	1	2	2	17	3	0	0	0	-3
14 Tyler Stevenson	G 36:56	3-7	0-0	5-7	0	8	8	2	5	11	3	2	0	0	-8
0 Tyler Morman	18:16	0-1	0-0	0-0	3	3	3	0	1	2	0	0	0	0	-2
55 Jaron Pierre Jr.	20:13	2-6	1-2	0-0	0	4	4	1	0	5	0	3	2	0	0
34 Artur Konontsuk	08:22	0-2	0-1	0-0	1	3	4	0	1	0	0	2	0	0	-11
Team					3	0	3			0					
Totals		19-48	7-17	15-25	8	32	40	15	21	60	11	18	4	2	1

Points from		FAU	USM	
Turnovers		15	9	
Paint		22	18	
Second Chance		9	8	
Fast Breaks		7	9	
Bench		29	5	
Period by Period Scoring				
		1st	2nd	TOT
FAU		33	26	69
USM		40	30	60

Biggest lead		FAU	USM
Best Scoring Run		17 (2 nd 11:29)	0 (1 st 20:00)
Lead Changes		9 (2 nd 19:14)	9 (2 nd 8:25)
Times Tied		1	0
Time with Lead		38:23	00:00

Game 19 - FAU 73, Southern Miss 66

Official Basketball Box Score - Final
Fla. Atlantic at Southern Miss.
 02/27/21 Reed Green Coliseum, Hattiesburg
 2020-21 Men's Basketball
 Game Time: 4:00 PM
 Game Duration: 2:04
 Attendance: 1,200
 Officials: Brent Dugas, Kevin Mathis, Allen Sutton

Fla. Atlantic - 73															
Record: 10-9 (5-5)															
NO. Name	Min	FG	3P	FT	Rebounds	Fouls	TP	AS	TO	ST	Blocks	+/-			
		M-A	M-A	M-A	OR DR TOT	PF	FF				BS BA				
25 Karis Silms	F 23:01	5-7	2-3	3-5	2	4	6	15	0	2	0	1	1	8	
2 Everett Winchester	G 13:04	0-1	0-0	0-0	0	0	0	1	0	1	2	0	0	-1	
4 Bryan Greenlee	G 34:31	4-6	2-4	3-4	0	6	6	3	2	13	4	2	3	0	6
11 Michael Forrest	G 29:03	4-8	3-6	0-0	2	5	7	2	2	11	1	2	0	0	1
13 Kenan Blackshear	G 26:47	2-5	1-2	5-5	0	0	5	10	1	2	2	1	0	1	-1
35 Dardan Kapiti	11:36	3-3	0-0	1-2	0	2	2	2	1	7	0	6	2	0	-13
15 JaiJyn Ingram	24:16	4-10	1-3	3-4	0	6	6	2	12	2	2	2	0	1	-2
0 Nicholas Boyd	16:29	1-6	1-3	0-0	0	2	2	3	3	2	1	0	0	0	2
12 Alijah Martin	04:43	0-1	0-0	0-0	0	0	0	0	0	0	0	0	0	0	4
3 Giancarlo Rosado	06:15	1-1	0-0	0-0	0	1	1	0	2	0	1	0	0	0	9
10 Johnell Davis	10:15	0-1	0-0	0-0	2	3	5	1	0	0	2	0	0	1	9
Team					0	4	4			0					
Totals		24-49	10-22	15-20	6	33	39	22	21	73	11	23	11	2	4

Southern Miss. - 66															
Record: 8-16 (4-13)															
NO. Name	Min	FG	3P	FT	Rebounds	Fouls	TP	AS	TO	ST	Blocks	+/-			
		M-A	M-A	M-A	OR DR TOT	PF	FF				BS BA				
5 DeAndre Pinckney	F 23:21	3-7	1-2	1-2	2	2	2	3	8	0	4	0	1	1	-7
10 Tae Hardy	G 32:08	10-16	4-8	8-10	0	6	4	5	32	1	4	2	0	0	23
11 LaDavious Draine	G 32:22	2-10	0-6	6-6	0	4	4	3	10	2	4	2	0	1	-6
14 Tyler Stevenson	G 37:12	1-3	0-0	0-0	0	6	6	2	2	2	2	0	3	0	-8
15 Clay Weatherspoon	G 08:39	1-2	1-2	0-0	0	0	0	0	3	0	0	0	0	0	1

2020-21 FAU MEN'S BASKETBALL GAME NOTES

Game 21 - FAU 63, Middle Tenn. 54

Game 22 - FAU 76, UTEP 70



Official Basketball Box Score - Final
Middle Tenn. at Fla. Atlantic
 03/05/21 Absessino Court at FAU Arena, Boca Raton
 2020-21 Men's Basketball

Game Time: 6:00 PM
 Game Duration: 2:02
 Attendance: 402

Officials: Kerry Sifton, Bill Jacobson, Christopher Merlo

Middle Tenn. - 54

Record: 5-17 (3-13)

NO.	Name	Min	FG			FT			Rebounds		Fouls		TP	AS	TO	ST	Blocks		+/-			
			M/A	A/A	M/A	O/R	D/R	TOT	P/P	F/O	BS	BA										
2	DeAndre Dishman	F 25:20	3-7	0-0	2-3	1-4	5-2	3-8	1-0	4-0	0-0	4-4										
0	Jordan Davis	G 32:28	5-11	1-4	1-1	0-4	4-1	1-12	3-1	1-1	0-0	8-8										
5	Eli Lawrence	G 25:44	2-7	1-3	1-3	1-2	3-3	2-6	0-3	2-0	0-0	19-19										
13	Jayce Johnson	G 20:00	1-7	0-3	2-2	2-1	3-1	1-4	0-2	0-0	0-0	0-0										
14	Jalen Jordan	G 36:19	4-13	1-3	8-10	1-2	3-3	2-7	17-3	0-0	0-0	0-0										
1	Tyler Millin	05:47	1-5	1-3	0-0	1-0	1-1	2-0	3-0	0-0	0-0	0-0										
4	Tyson Jackson	11:16	0-2	0-0	0-0	1-1	2-3	1-1	0-0	1-0	1-0	0-0										
21	JoVontae Millner-Criss	25:43	1-5	0-3	0-0	1-7	8-2	2-2	2-1	2-0	1-0	0-4										
3	Donovan Sims	09:18	0-0	0-0	0-0	0-0	0-0	1-0	0-0	0-0	0-0	0-0										
23	Jared Coleman-Jones	04:16	0-0	0-0	0-0	1-0	1-1	1-0	0-0	2-0	0-0	0-2										
22	Elias King	03:49	0-1	0-1	2-2	0-0	0-0	0-1	2-0	0-0	0-0	0-1										
Team						3-3			0-0													
Totals			17-58			4-20			16-21		12-21		33		18		18		54		8	

Technical Fouls: NONE

Fla. Atlantic - 63

Record: 12-9 (7-5)

NO.	Name	Min	FG			FT			Rebounds		Fouls		TP	AS	TO	ST	Blocks		+/-			
			M/A	A/A	M/A	O/R	D/R	TOT	P/P	F/O	BS	BA										
25	Karlis Silins	F 17:45	2-4	0-2	1-3	2-4	6-4	4-4	5-1	3-0	0-0	11-11										
2	Everett Winchester	G 27:12	4-6	1-2	0-0	1-3	4-1	1-9	1-2	0-0	0-0	14-14										
4	Bryan Greenlee	G 31:28	2-6	1-4	2-5	0-3	3-2	4-7	3-3	0-0	0-0	16-16										
11	Michael Forrest	G 31:42	6-8	4-6	0-0	1-4	5-1	0-16	0-1	1-1	0-0	13-13										
13	Kenan Blackshear	G 27:35	4-8	1-3	3-6	1-3	4-3	4-12	3-3	1-1	0-0	4-4										
15	Jailyn Ingram	23:29	2-11	0-4	0-0	3-9	12-1	1-4	1-2	0-0	0-2	1-1										
0	Nicholas Boyd	11:31	0-2	0-1	0-0	0-0	0-0	1-1	0-1	1-0	0-0	0-7										
10	Johnell Davis	06:53	1-3	0-2	0-0	0-0	0-0	1-0	2-0	0-0	0-0	0-5										
35	Dardan Kapiti	13:43	2-3	0-0	2-2	3-2	5-3	2-6	1-0	2-0	0-0	0-6										
3	Giancarlo Rosado	03:16	0-0	0-0	0-0	0-0	0-0	0-0	0-0	1-0	0-0	1-1										
1	Madiaw Niang	05:16	1-2	0-0	0-1	1-0	1-1	1-2	0-0	0-0	0-0	0-3										
Team						1-4			5-0													
Totals			24-53			8-17			13-32		45		18		18		63		11		17	

Technical Fouls: NONE

Biggest lead

0 (1st 20:00)

19 (1st 1:01)

Best Scoring Run

10 (2nd 3:48)

12 (1st 17:13)

Lead Changes

0

0

Times Tied

0

0

Time with Lead

00:00

39:51

Points from

MTS 14

FAU 8

Turnovers

6

8

Paint

20

30

Second Chance

6

10

Fast Breaks

2

9

Bench

7

14

Period by Period Scoring

1st 2nd TOT

MTS 22 32 54

FAU 41 22 63



Official Basketball Box Score - Final
UTEP at Fla. Atlantic
 03/10/21 Ford Center at the Star, Frisco, TX
 2020-21 Men's Basketball

Game Time: 6:30 PM
 Game Duration: 2:04
 Attendance: 856

Officials: Gary Maxwell, Kerry Sifton, Rod Dixon

UTEP - 70

Record: 12-12

NO.	Name	Min	FG			FT			Rebounds		Fouls		TP	AS	TO	ST	Blocks		+/-					
			M/A	A/A	M/A	O/R	D/R	TOT	P/P	F/O	BS	BA												
1	Tydeus Verhoeven	F 17:01	2-3	0-0	0-0	1-2	3-3	0-4	0-1	0-0	0-0	4-4												
11	Bryson Williams	F 37:51	5-10	0-1	4-6	1-6	7-4	5-14	0-2	0-1	0-0	0-3												
00	Souley Boum	G 40:00	8-21	1-5	6-8	1-3	4-4	7-23	0-2	0-2	0-0	0-6												
3	Keonte Kennedy	G 35:57	5-11	1-5	3-4	3-4	7-3	2-14	2-2	2-0	0-0	0-3												
24	Jamal Bieriemy	G 37:55	2-9	1-4	4-4	0-1	1-4	1-9	4-0	0-1	1-0	0-5												
12	Kristian Sjolund	05:00	0-0	0-0	0-0	0-1	1-1	0-0	0-0	0-0	0-0	0-6												
32	Ele Odigie	08:09	1-3	0-0	0-0	2-0	2-1	1-2	0-1	0-0	0-0	0-6												
2	Christian Agnew	18:07	1-4	0-3	2-3	0-3	3-1	3-4	0-0	0-0	0-0	0-5												
Team						3-3			6-6		0-0													
Totals			24-61			3-18			19-25		11		23		34		21		19		70		6	

Technical Fouls: NONE

Fla. Atlantic - 76

Record: 13-9

NO.	Name	Min	FG			FT			Rebounds		Fouls		TP	AS	TO	ST	Blocks		+/-					
			M/A	A/A	M/A	O/R	D/R	TOT	P/P	F/O	BS	BA												
25	Karlis Silins	F 31:54	7-12	1-3	7-9	4-2	6-5	5-22	0-2	0-2	0-1	0-8												
2	Everett Winchester	G 21:57	2-6	0-1	2-2	1-1	2-3	1-6	2-3	0-0	0-0	0-9												
4	Bryan Greenlee	G 33:05	4-8	2-3	3-4	1-3	4-4	4-13	4-5	2-0	0-7													
11	Michael Forrest	G 32:08	4-8	1-4	2-3	0-6	6-0	4-11	2-3	2-0	0-2	7-7												
13	Kenan Blackshear	G 24:13	1-5	1-2	4-6	1-7	8-4	4-7	2-1	0-0	0-2	7-7												
15	Jailyn Ingram	29:21	3-5	2-2	0-0	1-7	8-0	2-8	2-2	0-0	0-1	0-13												
0	Nicholas Boyd	14:47	2-5	1-1	2-2	0-2	2-1	1-7	2-0	0-0	0-1	5-5												
35	Dardan Kapiti	07:07	1-2	0-0	0-0	0-0	0-0	2-0	2-0	1-0	0-0	0-4												
10	Johnell Davis	04:29	0-0	0-0	0-0	0-1	1-0	0-0	0-0	0-0	0-0	0-1												
1	Madiaw Niang	00:59	0-0	0-0	0-0	0-0	0-0	0-0	0-0	0-0	0-0	0-0												
Team						1-3			4-4		0-0													
Totals			24-51			8-16			20-26		9		32		41		19		21		76		14	

Technical Fouls: NONE

Biggest lead

6 (1st 17:50)

11 (1st 8:01)

Best Scoring Run

7 (1st 1:54)

9 (1st 14:39)

Lead Changes

9

11

Times Tied

12

9

Time with Lead

08:34

25:47

Points from

TEP 22

FAU 9

Turnovers

24

30

Paint

9

11

Second Chance

2020-21 FAU MEN'S BASKETBALL GAME NOTES



2020-21 Fla. Atlantic Men's Basketball Combined Team Statistics All games

Page 1/1
as of Mar 11, 2021

Game Records

Record	Overall	Home	Away	Neutral
ALL GAMES	13-9	7-1	4-7	2-1
CONFERENCE	7-5	4-1	3-4	0-0
NON-CONFERENCE	6-4	3-0	1-3	2-1

Score by Periods

Team	1st	2nd	OT	TOT
Fla. Atlantic	838	873	16	1727
Opponents	669	790	3	1462

Team Box Score

No.	Player	Total			3-Point		F-Throw		Rebounds				Other									
		GP-GS	MIN	AVG	FG-FGA	FG%	3FG-FGA	3FG%	FT-FTA	FT%	OFF	DEF	TOT	AVG	PF	DQ	A	TO	BLK	STL	PTS	AVG
15	INGRAM, Jailyln	21-15	498:45	23.8	99-223	.444	39-85	.459	21-29	.724	27	102	129	6.1	34	0	36	32	9	17	258	12.3
11	FORREST, Michael	22-16	600:46	27.3	92-207	.444	58-153	.379	23-34	.676	13	70	83	3.8	32	0	30	25	0	21	265	12.0
25	SILINS, Karlis	22-22	488:07	22.2	87-152	.572	10-34	.294	46-68	.676	35	62	97	4.4	50	1	14	30	15	8	230	10.5
4	GREENLEE, Bryan	22-22	639:35	29.1	77-177	.435	42-92	.457	25-38	.658	12	54	66	3.0	43	0	64	47	2	27	221	10.0
13	BLACKSHEAR, Kenan	22-20	519:28	23.6	67-146	.459	19-61	.311	55-73	.753	26	67	93	4.2	60	1	37	40	2	33	208	9.5
2	WINCHESTER, Everett	21-13	452:01	21.5	43-102	.422	5-18	.278	31-53	.585	26	66	92	4.4	40	1	38	39	3	17	122	5.8
0	BOYD, Nicholas	22-0	335:15	15.2	41-93	.441	16-39	.410	20-26	.769	17	27	44	2.0	21	0	39	19	3	9	118	5.4
12	MARTIN, Alijah	20-2	189:38	9.5	33-68	.485	15-43	.349	8-13	.615	16	35	51	2.6	21	0	16	11	3	9	89	4.5
10	DAVIS, Johnell	22-0	216:51	9.9	29-60	.483	6-26	.231	9-11	.818	25	38	63	2.9	27	0	24	17	4	13	73	3.3
3	ROSADO, Giancarlo	19-0	150:39	7.9	25-49	.510	1-3	.333	10-19	.526	12	21	33	1.7	14	0	8	11	2	4	61	3.2
35	KAPITI, Dardan	19-0	151:57	8.0	18-29	.621	0-0	.000	4-18	.222	16	21	37	1.9	31	1	10	17	8	5	40	2.1
1	NIANG, Madiaw	21-0	143:27	6.8	13-29	.448	0-2	.000	5-8	.625	20	14	34	1.6	20	0	1	7	9	3	31	1.5
21	RALAT, Alejandro	7-0	25:01	3.6	4-12	.333	1-4	.250	0-0	.000	0	1	1	0.1	3	0	3	3	0	0	9	1.3
32	ULMER, Brant	5-0	13:30	2.7	1-1	1.000	0-0	.000	0-0	.000	0	2	2	0.4	1	0	0	0	1	1	2	0.4
Team											30	43	73					7				
Total		22	4425		629-1348	.467	212-560	.379	257-390	.659	275	623	898	40.8	397	4	320	305	61	167	1727	78.5
Opponents		22	4425		507-1237	.410	151-451	.335	297-429	.692	187	525	712	32.4	377	4	223	310	56	122	1462	66.5

Team Statistics

	FAU	OPP
Scoring	1727	1462
Points per game	78.5	66.5
Scoring margin	+12.0	-
Field goals-att	629-1348	507-1237
Field goal pct	.467	.410
3 point fg-att	212-560	151-451
3-point FG pct	.379	.335
3-pt FG made per game	9.6	6.9
Free throws-att	257-390	297-429
Free throw pct	.659	.692
F-Throws made per game	11.7	13.5
Rebounds	898	712
Rebounds per game	40.8	32.4
Rebounding margin	+8.5	-
Assists	320	223
Assists per game	14.5	10.1
Turnovers	305	310
Turnovers per game	13.9	14.1
Turnover margin	+0.2	-
Assist/turnover ratio	1.0	0.7
Steals	167	122
Steals per game	7.6	5.5
Blocks	61	56
Blocks per game	2.8	2.5
Winning streak	5	-
Home win streak	2	-
Attendance	2646	6008
Home games-Avg/Game	8-331	11-546
Neutral site-Avg/Game	-	3-378

Team Results

Date	Opponent	Score	Att.
11/25/2020	at South Alabama	L 66-68	945
11/27/2020	vs Jacksonville St.	L 50-60	138
11/28/2020	vs Mobile	W 83-41	141
12/03/2020	Fla. National	W 128-64	372
12/07/2020	at North Florida	W 79-77	656
12/12/2020	Fla. Memorial	W 112-49	228
12/15/2020	at Stetson	L 69-78	0
12/21/2020	Florida Col.	W 107-72	225
01/05/2021	at James Madison	L 70-79	250
01/08/2021	at Old Dominion	L 67-71	250
01/09/2021	at Old Dominion	L 55-64	250
01/14/2021	at FIU	W 81-79	500
01/16/2021	FIU	W 107-63	420
01/22/2021	Charlotte	Wot 66-53	420
01/23/2021	Charlotte	L 71-74	328
02/12/2021	at UTSA	L 80-84	373
02/13/2021	at UTSA	L 75-86	384
02/26/2021	at Southern Miss.	W 69-60	1200
02/27/2021	at Southern Miss.	W 73-66	1200
03/04/2021	Middle Tenn.	W 80-50	251
03/05/2021	Middle Tenn.	W 63-54	402
03/10/2021	vs UTEP	W 76-70	856