

2015-16 Schedule

Date	Opponent	Time/Result
11/5	St. Thomas (Fla.) [Exh.]	W, 75-58
11/13	at Michigan State (ESPN3)	L, 55-82
11/17	Warner	L, 72-75
11/20	vs. Northeastern	L, 58-60
11/21	at Miami (OH)	W, 75-69
11/22	vs. Lipscomb	L, 65-79
12/1	at East Carolina (ASN)	L, 48-74
12/10	Ave Maria	W, 72-59
12/12	at UCF (ESPN3)	L, 61-75
12/15	at Eastern Kentucky	L, 73-80
12/16	at Tennessee (SEC Network+)	L, 62-81
12/19	vs. Florida St.# (FSN-Florida)	L, 59-64
12/22	at Hofstra	L, 54-68
12/29	Tennessee-Martin	L, 48-57
1/3	at FIU*	L, 59-76
1/7	at Marshall*	L, 67-90
1/9	at Western Kentucky* (FCS)	L, 82-86 (OT)
1/14	Southern Miss* (ASN)	W, 58-51
1/16	La. Tech*	W, 63-61
1/21	at UTEP*	L, 71-56
1/23	at UTSA*	W, 86-71
1/28	Old Dominion*	L, 66-78
1/30	Charlotte* (ASN)	W, 82-77
2/4	at Middle Tennessee*	L, 73-85
2/6	at UAB*	L, 67-104
2/11	UTSA*	W 79-73
2/13	UTEP* (ASN)	L, 82-89
2/18	at Rice*	L, 85-90
2/20	at North Texas*	L, 62-70
2/27	FIU* (ASN)	L, 63-71
3/3	Middle Tennessee*	7 p.m.
3/5	UAB* (ASN)	12 p.m.



FAU Men's Basketball

Florida Atlantic University • Department of Athletics • 777 Glades Rd • Boca Raton, FL 33431

Justin Johnson, Men's Basketball Media Relations Contact

jjohn218@fau.edu • C: 561-302-0461



Florida Atlantic
(7-22, 5-11 C-USA)
Head Coach:
Michael Curry
(Georgia Southern, '90)
Career Record:
16-42 (2nd Season)



FIU
(19-9, 11-5)
Head Coach:
Kermit Davis
(Mississippi St., '82)
Career Record:
341-224 (19th Season)

Middle Tennessee vs. Florida Atlantic (March 3, 2016) 7 p.m.

All Time Series: Middle Tennessee leads 15-4

Last Meeting: MT 85, FAU 73 (Feb. 4, 2016)

Radio: ESPN 106.3 FM-Ken LaVicka,PBP

Twitter: FAU_Hoops

The middle game of FAU's three-game season ending homestand, comes fittingly enough, against Middle Tennessee. The Blue Raiders and Owls met earlier this season in Murfreesboro, with MT winning 85-73 despite Ronald Delph's double-double (18 points, 10 rebounds).

Junior Marquan Botley led the team in scoring (13.5 ppg) and assists (3.9 apg) last season. He was named to the C-USA All-Freshman Team at the end of the 2013-14 season. Botley is 26 points away from becoming a 1,000 point scorer.

Senior guard Jackson Trapp is C-USA's leading returner in minutes played from last season, when he averaged 33.8 minutes per game. Trapp is 92 points away from becoming a 1,000 point scorer. He also hit the game winner in the Owls' 63-61 come from behind win over Louisiana Tech.

The Owls face a difficult schedule. All but three games during the months of November and December took place away from home. FAU opened the regular season at perennial Big 10 powerhouse Michigan State and played at Tennessee on December 16. The Owls also faced Florida State in the Orange Bowl Classic.

Auburn transfer Ronald Delph is has helped shore up the Owls' lack of depth in the frontcourt. The seven-footer from Winter Haven scored 11 points and had eight rebounds in his first game vs. Eastern Kentucky and recorded his first career double-double against Southern Miss (11 points, 13 rebounds) and went 7-for-7 from the floor against Old Dominion.

Clemson transfer Adonis Filer scored a career high 23 points in the Owls' 75-69 win over Miami (Ohio) and was named to the all-tournament team at the Men Against Breast Cancer Challenge. Filer leads the Owls in scoring at 10.4 points per game.

Nick Rutherford has been the Owls' starting point guard all season and has provided leadership both on and off the court. Rutherford had five steals vs. Tennessee, the most in a for an FAU player since Nov. 13, 2009 (Raymond Taylor, 5 vs. Florida Tech).

Solomon Poole was able to join the Owls on the court in the middle of last season and immediately contributed, scoring 23 points in his first game of the season vs. Stetson. He scored a season high 16 vs. Louisiana Tech.

Freshman Jeantal Cylla was named the Small Schools Player of the Year as a junior and averaged 26 points and 11.2 rebounds as a senior. He scored a career high 25 points vs. UTEP and had his first career double-double with 24 points and a career high 12 rebounds vs. UTSA.

Jesse Hill suffered an injury shortly before the start of the season, but has recovered and provided key depth to the Owls' frontcourt. Hill had a career high 22 points vs. UCF.

Freshman Connor Shorten returned to the court in January after missing time due to injury and has continued to establish himself as a contributor in the frontcourt.

JUCO transfer Matthew Reed scored a career high 13 points and seven rebounds vs. Miami (Ohio).

The Owls recently signed Jailyn Ingram and Deavorious Brown to National Letters of Intent. Both Ingram and Brown attend Morgan County High School (Ga.) where they helped the Bulldogs to Class AAA runner-up finish last season, after winning a state title in MCHS in 2014.

Jackson Trapp is a nominee for the 2016 Allstate NABC Good Works Team®. The award spotlights a select group of student-athletes who have shown dedication to community service and altruism in their communities. The Orlando native has participated in multiple community service events, including youth camps and working with special needs children.

The team held its second annual tip-off luncheon on the Acura Club level of the FAU Stadium earlier this season. Coach Curry addressed those in attendance before Doug Collins gave the keynote address. Collins discussed the obstacles he overcame at all levels of basketball before participating in a question and answer session.

FAU's 72-59 win over Ave Maria was the 300th win in program history. The Owls have been playing basketball since the 1988-89 season.

Record Book:

Career Assists:

Marquan Botley, 267

Brent Crews (273, 4th all-time)

Career Three-Pointers Made:

Jackson Trapp, 169

Jeff Cowans (187, 3rd all-time)

Marquan Botley, 157

Shavar Richardson (157, 7th all-time)





FAU Head Coach Michael Curry
Record at FAU: 16-42
Second Season

Michael Curry was named FAU head men’s basketball coach on April 7, 2014. Curry, who played for seven NBA teams during an 11-year career and also previously served as head coach of the Detroit Pistons, is the eighth coach in FAU program history.

“On behalf of the Florida Atlantic University community, I am thrilled to welcome Michael and his wife Katrina to the FAU family,” said FAU President John Kelly. “His background as a player and coach is impressive, as is his experience as a leader off the basketball court. I have no doubt that our basketball program is on the verge of tremendous success under Michael’s direction.”

Curry brings to FAU more than 20 years of basketball experience as a coach, player and front-office executive. Immediately prior to FAU, he served as associate head coach (2010-13) for the Philadelphia 76ers, where he was part of Doug Collins’ staff. Curry, who carved his NBA playing niche on a Collins-coached Pistons team (1993-94), focused his attention on the team’s defense which was critical in the 76ers’ 2011-12 playoff run to the Eastern Conference semifinals. In both 2010-11 and 2011-12 the team had a top-five ranked defense.

“I am excited to join the FAU family,” Curry said. “I look forward to the opportunities this presents to my family and I’m excited about the future of FAU men’s basketball.”

2014-15 FAU Review

Overall Record:	9-20
Home:	7-7
Away:	2-13
Neutral:	0-0
Conference USA:	2-16
C-USA Home:	2-7
C-USA Away:	0-9
Starters Returning/Lost:	3/2
Letterwinners Returning /Lost	5/8
Newcomers:	7

Prior to Philadelphia, Curry served as the Pistons’ head coach in 2008-09 following one season as a Detroit assistant. He joined the Pistons organization after a two-year stint at the NBA, where he served as vice president, player development for the NBA Development League and later as vice president of basketball operations. He is also a former president and vice president of the National Basketball Players Association’s Executive Board.

“Michael brings an extraordinary set of professional experiences to our university,” said Director of Athletics Pat Chun. “Most importantly, he has a profound understanding of the purpose of intercollegiate athletics. He cares about the development of student-athletes academically, athletically and socially. Michael will create a culture of leadership and excellence in our program as well as build the family atmosphere that our team, university and community desire. Michael’s passion for teaching, mentoring and coaching will carry our program to new heights.”

FAU is Curry’s his first collegiate head coaching stop. In his initial class, Curry was able to sign a class that included C. J. Turman and Clemson transfer Adonis Filer.

A collegiate star at Georgia Southern University, Curry served as the team’s captain from 1988-90 and has continued to be heavily involved with Georgia Southern. He was inducted into the Georgia Southern Hall of Fame in 2001, earned the key to the City of Augusta, Ga. - where he played in high school - in 2002, was named among Georgia Southern Alumni of the Year in 2005, had his jersey retired in 2006 and has served on the Georgia Southern Foundation Board of Trustees since 2006. The gym at Curry’s High School, Glenn Hills, was named in his honor in 2014. In 2015, he was inducted into the Augusta City Classic Hall of Fame. Curry earned his Master of Science in recreation, parks and sports leadership from Virginia Commonwealth University and his bachelor’s degree in business administration/finance from Georgia Southern.

Curry played in the NBA for the Indiana Pacers (2004-05), Toronto Raptors (2003-04), Detroit Pistons (1996-97, 1999-2003), Milwaukee Bucks (1997-1999), Washington Bullets (1996-97), Philadelphia 76ers (1993) and the Sacramento Kings (1992).

Michael and Katrina are the proud parents of sons Xavier, Michael Jr, and daughters Ashley and Crysten.

First Year of Men’s Basketball:	1988-89 (Division I: 1994-95)
All-Time Record:	305-507
Best All-Time Year:	21-11 (2010-11)
Conf. Championships:	1 (2003)
Conference Regular Season Championships:	1(2011)
NCAA Tournament Appearances:	.1 (2003)
NIT Tournament Appearances:	.1 (2011)

2015-16 Florida Atlantic Men's Basketball Roster

No.	Name	Ht.	Wt.	Pos.	Yr.	Hometown/Last School
1	Jeantal Cylla	6-7	190	F	Fr.	Lake Worth, Fla. (HS)
2	Marquan Botley	5-10	160	G	Jr.	Plano, Texas (Prestonwood Christian)
3	Adonis Filer	6-2	190	G	Jr.	Chicago Heights, Ill. (Clemson)
5	Javier Lacunza	6-9	215	F	Sr.	Pamplona, Spain (Sagrado Corazon)
10	Nick Rutherford	6-2	185	G	Fr.	Allen, Texas (HS)
12	Jackson Trapp	6-4	200	G	Sr.	Orlando, Fla. (Fishburne Military School)
22	Solomon Poole	6-0	185	G	Sr.	Jacksonville, Fla. (Georgia Tech)
24	Jesse Hill	6-8	218	F	Fr.	Waretown, N.J. (Point Pleasant Beach HS)
30	Connor Shorten	6-9	230	F	Fr.	Chester, N.J. (St. Benedict's)
33	Ronald Delph	7-0	235	C	R-Fr.	Winter Haven, Fla. (Auburn)
50	Matthew Reed	6-9	235	F	Jr.	Cleveland, Ohio (Shelton State CC)

Coaches/Staff

Head Coach: Michael Curry (Georgia Southern, '90)

Assistant Coach: Eric Snow (Michigan State '95)

Assistant Coach: Robbie Laing (Troy, '82)

Assistant Coach: Charlemagne Gibbons (Auburn-Montgomery, '01)

Director of Operations: Ron Oliver (Michigan '99)

Pronunciations:

Jeantal Cylla -

GIN-tall SILL-uh

Ronald **Delph** – rhymes with
self

Javier **Lacunza** – la-COON-za

Charlemagne Gibbons –
SHAR-la-main



JEANTAL CYLLA

F • Freshman • 6-7 • 190 • Lake Worth, Fla. • Lake Worth HS

- *Palm Beach Post* Small School Player of the Year as a Junior
- Averaged 26 points and 11.2 rebounds as a senior.
- Had career high 25 points vs. UTEP (1/21/16)
- Recorded first career double-double (24 pts, 12 rebs) vs. UTSA (2/11/16)

#02 Botley, Marquan

Opponent	Date	gs	min	Total		3-Pointers		Free throws		Rebounds				pf	a	t/o	blk	stl	pts	avg
				fg-fga	pct	3fg-fga	pct	ft-fta	pct	off	def	tot	avg							
at FIU	1/3/16		dnp	-	-	-	-	-	-	-	-	-	-	-	-	-	-	-	-	-
at Marshall	1/7/16		dnp	-	-	-	-	-	-	-	-	-	-	-	-	-	-	-	-	-
at WKU	01/09/	22		2-6	.33	1-2	.50	0-0	.00	3	1	4	4.0	2	3	2	0	0	5	5.0
USM	1/14/1	12		0-3	.00	0-2	.00	0-1	.00	0	0	0	2.0	2	1	1	0	0	0	2.5
TECH	1/16/1	14		2-5	.40	1-3	.33	0-0	.00	0	0	0	1.3	1	2	1	0	1	5	3.3
at UTEP	01/21/	19		1-4	.25	0-2	.00	0-0	.00	1	0	1	1.3	1	3	1	0	0	2	3.0
at UTSA	1/23/1	22		3-14	.21	2-6	.33	0-2	.00	0	2	2	1.4	2	6	0	0	0	8	4.0
ODU	1/28/1	28		2-10	.20	1-6	.16	4-5	.80	0	1	1	1.3	1	3	3	0	0	9	4.8
CHARLOTTE	01/30/	19		4-8	.50	3-5	.60	4-4	1.00	0	1	1	1.3	2	3	0	0	0	15	6.3
at Middle Tennessee	02/04/	21		5-7	.71	4-5	.80	0-0	.00	0	1	1	1.3	5	0	2	0	0	14	7.3
at UAB	02/06/	32		3-10	.30	1-6	.16	9-9	1.00	0	1	1	1.2	2	5	0	0	1	16	8.2
UTSA	2/11/1	21		5-8	.62	4-6	.66	1-3	.33	0	2	2	1.3	1	4	2	0	0	15	8.9
UTEP	2/13/1	21		4-9	.44	2-4	.50	5-6	.83	1	1	2	1.4	1	3	4	0	2	15	9.5
at Rice	2/18/1	24		5-5	1.00	5-5	1.00	4-5	.80	0	2	2	1.4	1	3	1	0	1	19	10.3
at North Texas	2/20/1	27		2-11	.18	2-7	.28	4-4	1.00	1	4	5	1.7	1	2	1	0	0	10	10.2
FIU	2/27/1	20		1-5	.20	1-2	.50	0-0	.00	0	3	3	1.8	1	2	1	0	0	3	9.7
Totals		0	302	39-105	.37	27-61	.44	31-39	.79	6	19	25	1.8	23	40	19	0	5	136	9.7

Games played: 14
 Minutes/game: 21.6
 Points/game: 9.7
 FG Pct: 37.1
 3FG Pct: 44.3
 FT Pct: 79.5

Rebounds/game: 1.8
 Assists/game: 2.9
 Turnovers/game: 1.4
 Assist/turnover ratio: 2.1
 Steals/game: 0.4

Individual Career History

Cylla, Jeantal

Season	gp-gs	min/avg	Total		3-Point		F-Throws		Rebounds				pf	fo	ast	to	blk	stl	Scoring	
			fg-fga	pct	fg-fga	pct	ft-fta	pct	off	def	tot	avg							pts	avg
2015-1	29-20	751/25.9	90-234	.385	39-113	.345	57-79	.722	22	78	100	3.4	69	3	13	36	15	15	276	9.5
TOTAL	29-20	751/25.9	90-234	.385	39-113	.345	57-79	.722	22	78	100	3.4	69	3	13	36	15	15	276	9.5

SINGLE-GAME HIGHS [all-time ranking]:

Points: 25, at UTEP -- 01/21/16
 Rebounds: 12, UTSA -- 2/11/16
 Assists: 2, UTM -- 12/29/15; at Rice -- 2/18/16
 Steals: 2, 4 times
 Blocks: 2, at UAB -- 02/06/16; Warner -- 11/17/15
 FG made: 9, at UTEP -- 01/21/16
 FG attempts: 15, at UTEP -- 01/21/16; UTSA -- 2/11/16
 3FG made: 5, at UTEP -- 01/21/16
 3FG attempts: 8, UTSA -- 2/11/16; at Rice -- 2/18/16
 FT made: 6, at Marshall -- 1/7/16; UTSA -- 2/11/16
 FT attempts: 9, UTSA -- 2/11/16



MARQUAN BOTLEY

G • Junior • 5-10 • 160 • Plano, Texas • Prestonwood Christian HS

- Scored 14 points and added four assists vs. Northeastern (11/20/15)
- Already the school's all-time leader in career assist/turnover ratio
- Team's leading scorer during 2014-15 season
- Hit go-ahead three-pointer in 75-69 win over Miami (Ohio)

#03 Filer, Adonis

Opponent	Date	gs	min	Total		3-Pointers		Free throws		Rebounds				pf	a	t/o	blk	stl	pts	avg	
				fg-fga	pct	3fg-fga	pct	ft-fta	pct	off	def	tot	avg								
at FIU	1/3/16	*	29	2-11	.18	0-4	.00	2-2	1.00	0	1	1	1.0	0	3	2	0	2	6	6.0	
at Marshall	1/7/16	*	31	8-15	.53	1-2	.50	0-2	.00	1	2	3	2.0	3	2	0	0	1	17	11.5	
at WKU	01/09/	*	31	5-10	.50	0-4	.00	4-5	.80	0	4	4	2.7	2	3	1	0	1	14	12.3	
USM	1/14/1	*	24	2-7	.28	0-2	.00	5-9	.55	0	5	5	3.3	0	0	0	0	1	9	11.5	
TECH	1/16/1	*	18	1-3	.33	0-1	.00	1-2	.50	0	5	5	3.6	4	0	1	0	1	3	9.8	
at UTEP	01/21/	*	26	3-9	.33	2-5	.40	0-0	.00	1	7	8	4.3	3	4	3	0	0	8	9.5	
at UTSA	1/23/1	*	32	5-9	.55	1-3	.33	5-6	.83	3	3	6	4.6	2	3	2	1	1	16	10.4	
ODU	1/28/1	*	27	1-6	.16	0-1	.00	0-0	.00	1	5	6	4.8	2	2	1	0	1	2	9.4	
CHARLOTTE	01/30/	*	34	5-10	.50	1-3	.33	7-8	.87	1	6	7	5.0	3	2	3	0	3	18	10.3	
at Middle Tennessee	02/04/	*	32	3-5	.60	1-1	1.00	4-6	.66	2	7	9	5.4	3	4	2	0	2	11	10.4	
at UAB	02/06/		dnp	-	-	-	-	-	-	-	-	-	-	-	-	-	-	-	-	-	
UTSA	2/11/1	*	33	4-8	.50	0-1	.00	1-2	.50	2	3	5	5.4	4	1	5	0	0	9	10.3	
UTEP	2/13/1	*	30	7-9	.77	4-6	.66	0-0	.00	2	2	4	5.3	2	2	1	0	2	18	10.9	
at Rice	2/18/1	*	32	4-8	.50	1-2	.50	1-2	.50	1	2	3	5.1	4	5	3	0	1	10	10.8	
at North Texas	2/20/1	*	28	5-11	.45	2-4	.50	2-2	1.00	0	2	2	4.9	2	4	3	0	1	14	11.1	
FIU	2/27/1	*	26	4-8	.50	2-3	.66	0-0	.00	1	5	6	4.9	2	1	1	0	1	10	11.0	
Totals			15	433	59-129	.45	15-42	.35	32-46	.69	15	59	74	4.9	36	36	28	1	18	165	11.0

Games played: 15
 Minutes/game: 28.9
 Points/game: 11.0
 FG Pct: 45.7
 3FG Pct: 35.7
 FT Pct: 69.6

Rebounds/game: 4.9
 Assists/game: 2.4
 Turnovers/game: 1.9
 Assist/turnover ratio: 1.3
 Steals/game: 1.2
 Blocks/game: 0.1

Individual Career History

Botley, Marquan

Season	gp-gs	min/avg	Total		3-Point		F-Throws		Rebounds				Scoring							
			fg-fga	pct	fg-fga	pct	ft-fta	pct	off	def	tot	avg	pf	fo	ast	to	blk	stl	pts	avg
2013-1	32-28	956/29.9	110-293	.375	66-176	.375	76-101	.752	11	75	86	2.7	58	0	84	37	2	26	362	11.3
2014-1	29-29	949/32.7	127-348	.365	51-155	.329	76-96	.792	13	51	64	2.2	46	0	112	59	1	13	381	13.1
2015-1	27-0	569/21.1	68-194	.351	40-106	.377	55-65	.846	11	40	51	1.9	32	1	71	30	0	16	231	8.6
TOTAL	88-57	2474/28.	305-835	.365	157-437	.359	207-262	.790	35	166	201	2.3	136	1	267	126	3	55	974	11.1

SINGLE-GAME HIGHS [all-time ranking]:

Points: 27, FIU -- 3/6/2014
 Rebounds: 8, UAB -- 2/8/14
 Assists: 8, at Jacksonville -- 12/30/14; North Texas -- 2/19/15; UAB -- 2/8/14
 Steals: 3, at Rice -- 01/11/14; ELON -- 12/22/13
 Blocks: 1, at UTEP -- 02/13/14; AVE MARIA -- 11/30/14; USM -- 3/2/14
 FG made: 9, at Georgia -- 11/23/14
 FG attempts: 20, at Georgia -- 11/23/14
 3FG made: 6 [t-2nd], HARVARD -- 1/21/14; FIU -- 3/6/2014
 3FG attempts: 11, FIU -- 3/6/2014
 FT made: 9 [t-7th], at UAB -- 02/06/16
 FT attempts: 10, ECU -- 12/3/14



ADONIS FILER

G • Junior • 6-2 • 190 • Chicago, Ill. • Clemson

- Averaged 5.0 points and 1.6 assists per game in two years as a Tiger.
- Scored career high 23 points in win over Miami (Ohio) (11/21/15)
- Named to Men Against Breast Cancer Challenge All-Tournament Team

#05 Lacunza, Javier

Opponent	Date	gs	min	Total		3-Pointers		Free throws		Rebounds				pf	a	t/o	blk	stl	pts	avg	
				fg-fga	pct	3fg-fga	pct	ft-fa	pct	off	def	tot	avg								
at FIU	1/3/16		dnp	-	-	-	-	-	-	-	-	-	-	-	-	-	-	-	-	-	
at Marshall	1/7/16		4	0-0	.00	0-0	.00	0-0	.00	0	1	1	1.0	1	0	0	0	0	0	0	
at WKU	01/09/		10	2-4	.50	2-2	1.00	0-0	.00	0	1	1	1.0	0	0	0	0	0	6	3.0	
USM	1/14/1		13	1-2	.50	0-0	.00	0-0	.00	0	1	1	1.0	3	0	1	0	0	2	2.7	
TECH	1/16/1		4	0-0	.00	0-0	.00	0-0	.00	1	0	1	1.0	2	0	0	0	0	0	2.0	
at UTEP	01/21/		12	2-4	.50	2-3	.66	0-0	.00	1	2	3	1.4	2	0	1	0	0	6	2.8	
at UTSA	1/23/1		2	0-0	.00	0-0	.00	0-0	.00	0	1	1	1.3	1	0	0	0	0	0	2.3	
ODU	1/28/1		3	0-0	.00	0-0	.00	0-0	.00	0	0	0	1.1	1	0	0	0	0	0	2.0	
CHARLOTTE	01/30/		dnp	-	-	-	-	-	-	-	-	-	-	-	-	-	-	-	-	-	
at Middle Tennessee	02/04/		dnp	-	-	-	-	-	-	-	-	-	-	-	-	-	-	-	-	-	
at UAB	02/06/		5	0-1	.00	0-1	.00	0-0	.00	0	0	0	1.0	0	0	0	0	0	0	1.8	
UTSA	2/11/1		dnp	-	-	-	-	-	-	-	-	-	-	-	-	-	-	-	-	-	
UTEP	2/13/1		dnp	-	-	-	-	-	-	-	-	-	-	-	-	-	-	-	-	-	
at Rice	2/18/1		2	0-1	.00	0-1	.00	0-0	.00	0	0	0	0.9	0	1	0	0	0	0	1.6	
at North Texas	2/20/1		dnp	-	-	-	-	-	-	-	-	-	-	-	-	-	-	-	-	-	
FIU	2/27/1		dnp	-	-	-	-	-	-	-	-	-	-	-	-	-	-	-	-	-	
Totals			0	55	5-12	.41	4-7	.57	0-0	.00	2	6	8	0.9	10	1	2	0	0	14	1.6

Games played: 9
 Minutes/game: 6.1
 Points/game: 1.6
 FG Pct: 41.7
 3FG Pct: 57.1

Rebounds/game: 0.9
 Assists/game: 0.1
 Turnovers/game: 0.2
 Assist/turnover ratio: 0.5

Individual Career History

Filer, Adonis

Season	gp-gs	min/avg	Total		3-Point		F-Throws		Rebounds				Scoring							
			fg-fga	pct	fg-fga	pct	ft-fa	pct	off	def	tot	avg	pf	fo	ast	to	blk	stl	pts	avg
2015-1	28-28	778/27.8	95-233	.408	23-74	.311	78-105	.743	21	108	129	4.6	72	2	62	60	1	28	291	10.4
TOTAL	28-28	778/27.8	95-233	.408	23-74	.311	78-105	.743	21	108	129	4.6	72	2	62	60	1	28	291	10.4

SINGLE-GAME HIGHS [all-time ranking]:

Points: 23, at Miami University -- 11/21/15
 Rebounds: 9, at Middle Tennessee -- 02/04/16; at Eastern Kentucky -- 12/15/15; UTM -- 12/29/15
 Assists: 5, at Hofstra -- 12/22/15; at Rice -- 2/18/16
 Steals: 3, Charlotte -- 01/30/16; CHA -- 1/30/16
 Blocks: 1, at UTSA -- 1/23/16
 FG made: 8, at Marshall -- 1/7/16
 FG attempts: 15, at Marshall -- 1/7/16
 3FG made: 4, UTEP -- 2/13/16
 3FG attempts: 6, UTEP -- 2/13/16
 FT made: 8, at Eastern Kentucky -- 12/15/15
 FT attempts: 9, USM -- 1/14/16



JAVIER LACUNZA

F • Senior • 6-9 • 215 • Pamplona, Spain • Sagrado Corazon

- Will provide depth in Owls' frontcourt

#10 Rutherford, Nick

Opponent	Date	gs	min	Total		3-Pointers		Free throws		Rebounds				pf	a	t/o	blk	stl	pts	avg	
				fg-fga	pct	3fg-fga	pct	ft-fa	pct	off	def	tot	avg								
at FIU	1/3/16	*	30	2-5	.40	1-1	1.00	5-9	.55	1	0	1	1.0	2	5	0	0	3	10	10.0	
at Marshall	1/7/16	*	33	3-7	.42	0-1	.00	2-2	1.00	1	3	4	2.5	2	3	6	0	1	8	9.0	
at WKU	01/09/	*	25	3-6	.50	1-2	.50	0-2	.00	0	4	4	3.0	3	2	3	0	1	7	8.3	
USM	1/14/1	*	27	2-6	.33	0-2	.00	3-4	.75	0	3	3	3.0	1	3	1	0	2	7	8.0	
TECH	1/16/1	*	33	4-10	.40	0-0	.00	8-8	1.00	0	2	2	2.8	1	2	2	0	1	16	9.6	
at UTEP	01/21/	*	21	1-6	.16	0-2	.00	1-2	.50	0	2	2	2.7	2	6	6	0	1	3	8.5	
at UTSA	1/23/1	*	23	2-6	.33	0-0	.00	3-4	.75	2	3	5	3.0	4	2	1	0	0	7	8.3	
ODU	1/28/1	*	11	1-5	.20	0-0	.00	0-0	.00	0	0	0	2.6	2	1	2	0	1	2	7.5	
CHARLOTTE	01/30/	*	21	4-6	.66	2-2	1.00	2-2	1.00	0	3	3	2.7	2	1	4	0	0	12	8.0	
at Middle Tennessee	02/04/	*	21	0-4	.00	0-0	.00	5-7	.71	2	0	2	2.6	3	1	2	0	1	5	7.7	
at UAB	02/06/	*	28	2-5	.40	0-1	.00	7-7	1.00	0	3	3	2.6	3	4	2	0	2	11	8.0	
UTSA	2/11/1	*	24	3-6	.50	0-1	.00	0-3	.00	0	3	3	2.7	2	3	2	1	3	6	7.8	
UTEP	2/13/1	*	29	2-8	.25	0-1	.00	1-2	.50	1	3	4	2.8	2	6	2	2	2	5	7.6	
at Rice	2/18/1	*	25	3-3	1.00	0-0	.00	1-2	.50	0	5	5	2.9	2	8	3	0	1	7	7.6	
at North Texas	2/20/1	*	35	3-5	.60	2-2	1.00	4-4	1.00	0	4	4	3.0	2	3	6	0	3	12	7.9	
FIU	2/27/1	*	31	3-6	.50	0-1	.00	10-12	.83	0	3	3	3.0	4	5	3	0	5	16	8.4	
Totals			16	417	38-94	.40	6-16	.37	52-70	.74	7	41	48	3.0	37	55	45	3	27	134	8.4

Games played: 16
 Minutes/game: 26.1
 Points/game: 8.4
 FG Pct: 40.4
 3FG Pct: 37.5
 FT Pct: 74.3

Rebounds/game: 3.0
 Assists/game: 3.4
 Turnovers/game: 2.8
 Assist/turnover ratio: 1.2
 Steals/game: 1.7
 Blocks/game: 0.2

Lacunza, Javier

Season	gp-gs	min/avg	Total		3-Point		F-Throws		Rebounds				Scoring							
			fg-fga	pct	fg-fga	pct	ft-fa	pct	off	def	tot	avg	pf	fo	ast	to	blk	stl	pts	avg
2012-1	8-0	28/3.5	0-4	.000	0-1	.000	3-4	.750	0	2	2	0.3	4	0	0	1	0	2	3	0.4
2013-1	19-1	173/9.1	16-48	.333	10-30	.333	7-8	.875	11	18	29	1.5	16	0	5	9	1	3	49	2.6
2014-1	28-0	358/12.8	32-81	.395	12-49	.245	19-26	.731	15	35	50	1.8	42	0	3	15	1	5	95	3.4
2015-1	17-0	121/7.1	9-22	.409	6-13	.462	0-0	.000	7	13	20	1.2	25	0	1	7	0	1	24	1.4
TOTAL	72-1	680/9.4	57-155	.368	28-93	.301	29-38	.763	33	68	101	1.4	87	0	9	32	2	11	171	2.4

SINGLE-GAME HIGHS [all-time ranking]:

Points: 11, Warner -- 1/1/14; at UAB -- 1/8/15; Ave Maria -- 11/8/13
 Rebounds: 6, at Middle Tennessee -- 1/10/15
 Assists: 2, Ave Maria -- 11/8/13; ECU -- 12/20/14
 Steals: 1, 11 times
 Blocks: 1, at Middle Tennessee -- 1/10/15; at DETROIT -- 11/22/13
 FG made: 4, Warner -- 1/1/14; at UAB -- 1/8/15
 FG attempts: 7, Warner -- 1/1/14; UCF -- 12/3/13
 3FG made: 3, at UAB -- 1/8/15; Ave Maria -- 11/8/13
 3FG attempts: 5, Warner -- 1/1/14; UCF -- 12/3/13; at Jacksonville -- 12/30/14
 FT made: 4, at Stetson -- 12/17/13
 FT attempts: 5, RICE -- 2/21/15



NICK RUTHERFORD

G • Freshman • 6-2 • 185 • Allen, Texas • Allen HS

- Noted for ability to pass and score in the paint
- Notched five steals vs. Tennessee (12/16/15), most by an FAU player since Nov. 13, 2009
- Scored a career high 16 points in comeback win over La. Tech (1/16/16)

FAU Individual Game-by-Game (as of Feb 29, 2016) Conference games

#12 Trapp, Jackson

Opponent	Date	qs	min	Total		3-Pointers		Free throws		Rebounds				pf	a	t/o	blk	stl	pts	avg	
				fg-fga	pct	3fg-fga	pct	ft-fta	pct	off	def	tot	avg								
at FIU	1/3/16	*	38	2-3	.66	1-2	.50	0-0	.00	0	6	6	6.0	1	0	1	1	1	5	5.0	
at Marshall	1/7/16	*	29	1-5	.20	0-3	.00	0-0	.00	0	1	1	3.5	0	1	2	0	1	2	3.5	
at WKU	01/09/	*	35	3-6	.50	2-3	.66	5-6	.83	1	4	5	4.0	2	0	0	0	0	13	6.7	
USM	1/14/1	*	35	6-10	.60	3-6	.50	0-0	.00	1	1	2	3.5	1	0	0	0	0	15	8.8	
TECH	1/16/1	*	27	1-8	.12	1-4	.25	1-2	.50	0	5	5	3.8	3	1	0	0	0	4	7.8	
at UTEP	01/21/	*	29	1-4	.25	1-3	.33	0-0	.00	0	2	2	3.5	2	1	0	1	1	3	7.0	
at UTSA	1/23/1	*	31	5-10	.50	4-8	.50	0-0	.00	0	3	3	3.4	2	3	0	2	0	14	8.0	
ODU	1/28/1	*	28	2-6	.33	1-3	.33	4-4	1.00	0	2	2	3.3	4	0	1	0	0	9	8.1	
CHARLOTTE	01/30/	*	21	2-6	.33	0-3	.00	1-3	.33	1	1	2	3.1	1	4	0	1	2	5	7.8	
at Middle Tennessee	02/04/	*	27	3-7	.42	1-4	.25	0-0	.00	0	5	5	3.3	1	1	1	1	0	7	7.7	
at UAB	02/06/	*	20	1-5	.20	1-5	.20	0-0	.00	0	1	1	3.1	1	2	0	0	1	3	7.3	
UTSA	2/11/1	*	24	2-3	.66	1-2	.50	1-2	.50	0	1	1	2.9	0	0	0	0	0	6	7.2	
UTEP	2/13/1	*	20	3-4	.75	2-3	.66	0-0	.00	0	1	1	2.8	3	0	2	0	1	8	7.2	
at Rice	2/18/1	*	31	2-5	.40	2-5	.40	2-2	1.00	0	3	3	2.8	2	3	1	1	0	8	7.3	
at North Texas	2/20/1	*	22	0-4	.00	0-2	.00	0-0	.00	0	2	2	2.7	1	0	2	0	0	0	6.8	
FIU	2/27/1	*	31	3-6	.50	2-5	.40	1-1	1.00	1	2	3	2.8	1	1	1	2	0	9	6.9	
Totals			16	448	37-92	.40	22-61	.36	15-20	.75	4	40	44	2.8	25	17	11	9	7	111	6.9

Games played: 16
 Minutes/game: 28.0
 Points/game: 6.9
 FG Pct: 40.2
 3FG Pct: 36.1
 FT Pct: 75.0


Rebounds/game: 2.8
 Assists/game: 1.1
 Turnovers/game: 0.7
 Assist/turnover ratio: 1.5
 Steals/game: 0.4
 Blocks/game: 0.6

Individual Career History

Rutherford, Nick

Season	gp-gs	min/avg	Total		3-Point		F-Throws		Rebounds				Scoring							
			fg-fga	pct	fg-fga	pct	ft-fta	pct	off	def	tot	avg	pf	fo	ast	to	blk	stl	pts	avg
2015-1	29-29	743/25.6	65-176	.369	9-33	.273	68-98	.694	15	75	90	3.1	62	1	103	78	7	45	207	7.1
TOTAL	29-29	743/25.6	65-176	.369	9-33	.273	68-98	.694	15	75	90	3.1	62	1	103	78	7	45	207	7.1

SINGLE-GAME HIGHS [all-time ranking]:
 Points: 16, TECH -- 1/16/16; FIU -- 2/27/16
 Rebounds: 7, at Hofstra -- 12/22/15
 Assists: 8, at Rice -- 2/18/16
 Steals: 5 [t-1st], at Tennessee -- 12/16/15; FIU -- 2/27/16
 Blocks: 2, UTEP -- 2/13/16
 FG made: 5, vs Lipscomb -- 11/22/15
 FG attempts: 12, at Michigan State -- 11/13/15
 3FG made: 2, 4 times
 3FG attempts: 3, at Michigan State -- 11/13/15; Warner -- 11/17/15
 FT made: 10 [t-3rd], FIU -- 2/27/16
 FT attempts: 12 [t-4th], FIU -- 2/27/16



JACKSON TRAPP

G • Senior • 6-4 • 200 • Orlando, Fla. • Fishburne Military Academy

- Named a nominee for the Allstate Good Works Team
- Hit game winner to cap come from behind win over La. Tech (1/16/16)

#22 Poole, Solomon

Opponent	Date	qs	min	Total		3-Pointers		Free throws		Rebounds				pf	a	t/o	blk	stl	pts	avg
				fg-fga	pct	3fg-fga	pct	ft-fga	pct	off	def	tot	avg							
at FIU	1/3/16		22	5-15	.33	4-9	.44	1-2	.50	1	1	2	2.0	3	4	3	0	2	15	15.0
at Marshall	1/7/16		17	4-10	.40	3-6	.50	0-0	.00	0	2	2	2.0	2	1	0	0	1	11	13.0
at WKU	01/09/		25	4-10	.40	0-2	.00	0-0	.00	2	1	3	2.3	2	2	1	0	0	8	11.3
USM	1/14/1		22	3-5	.60	0-2	.00	5-6	.83	0	3	3	2.5	1	3	2	0	0	11	11.3
TECH	1/16/1		28	6-11	.54	2-7	.28	2-2	1.00	1	1	2	2.4	3	3	0	0	1	16	12.2
at UTEP	01/21/		17	2-6	.33	0-2	.00	0-1	.00	0	2	2	2.3	4	1	2	0	2	4	10.8
at UTSA	1/23/1		12	0-0	.00	0-0	.00	0-0	.00	0	2	2	2.3	2	1	1	0	0	0	9.3
ODU	1/28/1		29	6-11	.54	1-3	.33	1-2	.50	3	2	5	2.6	2	1	0	0	1	14	9.9
CHARLOTTE	01/30/		28	1-2	.50	0-0	.00	0-0	.00	0	2	2	2.6	2	4	3	0	3	2	9.0
at Middle Tennessee	02/04/		19	4-9	.44	1-4	.25	2-4	.50	1	3	4	2.7	0	0	3	0	0	11	9.2
at UAB	02/06/	*	34	4-11	.36	1-5	.20	1-2	.50	1	1	2	2.6	4	1	4	0	2	10	9.3
UTSA	2/11/1		19	1-2	.50	0-1	.00	0-0	.00	0	1	1	2.5	2	5	2	0	0	2	8.7
UTEP	2/13/1		25	3-10	.30	1-6	.16	0-0	.00	0	2	2	2.5	2	2	3	1	0	7	8.5
at Rice	2/18/1		24	5-14	.35	4-7	.57	0-0	.00	1	1	2	2.4	0	2	1	0	2	14	8.9
at North Texas	2/20/1		9	0-2	.00	0-1	.00	0-0	.00	0	0	0	2.3	2	0	0	0	0	0	8.3
FIU	2/27/1		24	3-12	.25	1-6	.16	3-5	.60	0	1	1	2.2	1	3	1	1	0	10	8.4
Totals		1	354	51-130	.39	18-61	.29	15-24	.62	10	25	35	2.2	32	33	26	2	14	135	8.4

Games played: 16
 Minutes/game: 22.1
 Points/game: 8.4
 FG Pct: 39.2
 3FG Pct: 29.5
 FT Pct: 62.5


Rebounds/game: 2.2
 Assists/game: 2.1
 Turnovers/game: 1.6
 Assist/turnover ratio: 1.3
 Steals/game: 0.9
 Blocks/game: 0.1

Individual Career History

Trapp, Jackson

Season	gp-gs	min/avg	Total		3-Point		F-Throws		Rebounds				Scoring							
			fg-fga	pct	fg-fga	pct	ft-fga	pct	off	def	tot	avg	pf	fo	ast	to	blk	stl	pts	avg
2012-1	29-15	634/21.9	50-141	.355	25-74	.338	20-29	.690	8	57	65	2.2	48	1	62	57	21	19	145	5.0
2013-1	31-27	884/28.5	92-266	.346	50-157	.318	37-51	.725	32	64	96	3.1	57	1	50	42	11	21	271	8.7
2014-1	26-26	879/33.8	88-188	.468	47-112	.420	40-48	.833	7	76	83	3.2	49	1	24	36	11	25	263	10.1
2015-1	29-29	818/28.2	76-188	.404	47-125	.376	30-39	.769	7	74	81	2.8	44	0	30	22	12	12	229	7.9
TOTAL	115-97	3215/28.1	306-783	.391	169-468	.361	127-167	.760	54	271	325	2.8	198	3	166	157	55	77	908	7.9

SINGLE-GAME HIGHS [all-time ranking]:
 Points: 23, Ave Maria -- 11/8/13
 Rebounds: 8, at Elon -- 11-14-14
 Assists: 7, at Tulane -- 02/26/14
 Steals: 4 [t-4th], vs Coppin State -- 11-17-12; at Georgia -- 11/23/14
 Blocks: 3, 4 times
 FG made: 9, Ave Maria -- 11/8/13
 FG attempts: 20, Ave Maria -- 11/8/13
 3FG made: 6 [t-2nd], ECU -- 1/16/14; AVE MARIA -- 11/30/14; EKU -- 12/20/14
 3FG attempts: 13 [t-3rd], vs Stony Brook -- 11/23/13
 FT made: 6, at Elon -- 11-14-14
 FT attempts: 7, vs Stony Brook -- 11/23/13



SOLOMON POOLE

G • Senior • 6-0 • 185 • Jacksonville, Fla. • Georgia Tech

- Had four 20+ point games as a junior.
- Scored season high 16 points and provided stellar defense in 63-61 win over La. Tech (1/16/16)

#24 Hill, Jesse

Opponent	Date	gs	min	Total		3-Pointers		Free throws		Rebounds				pf	a	t/o	blk	stl	pts	avg
				fg-fga	pct	3fg-fga	pct	ft-fga	pct	off	def	tot	avg							
at FIU	1/3/16		21	1-5	.20	0-2	.00	0-1	.00	1	1	2	2.0	2	0	0	1	1	2	2.0
at Marshall	1/7/16		23	3-9	.33	1-5	.20	0-0	.00	0	2	2	2.0	0	0	0	1	0	7	4.5
at WKU	01/09/		18	1-6	.16	1-3	.33	4-4	1.00	4	4	8	4.0	4	0	0	0	0	7	5.3
USM	1/14/1		11	0-1	.00	0-0	.00	0-0	.00	0	2	2	3.5	3	1	0	0	0	0	4.0
TECH	1/16/1		26	3-6	.50	1-1	1.00	2-3	.66	0	4	4	3.6	1	0	0	1	0	9	5.0
at UTEP	01/21/		18	1-5	.20	1-3	.33	0-0	.00	0	5	5	3.8	1	0	2	0	0	3	4.7
at UTSA	1/23/1		20	4-7	.57	2-4	.50	2-3	.66	0	2	2	3.6	2	0	0	3	0	12	5.7
ODU	1/28/1		12	2-4	.50	1-2	.50	2-3	.66	0	0	0	3.1	0	0	0	1	0	7	5.9
CHARLOTTE	01/30/		8	1-4	.25	0-2	.00	0-0	.00	0	0	0	2.8	0	0	1	0	0	2	5.4
at Middle Tennessee	02/04/		9	0-2	.00	0-0	.00	0-0	.00	0	0	0	2.5	3	1	1	2	0	0	4.9
at UAB	02/06/		20	2-5	.40	1-1	1.00	0-0	.00	0	3	3	2.5	4	0	0	1	0	5	4.9
UTSA	2/11/1		14	1-5	.20	1-2	.50	0-0	.00	1	2	3	2.6	2	0	0	1	0	3	4.8
UTEP	2/13/1		5	0-0	.00	0-0	.00	0-0	.00	0	1	1	2.5	2	0	1	0	0	0	4.4
at Rice	2/18/1		dnp	-	-	-	-	-	-	-	-	-	-	-	-	-	-	-	-	-
at North Texas	2/20/1		19	2-3	.66	2-2	1.00	1-2	.50	0	2	2	2.4	1	0	0	0	1	7	4.6
FIU	2/27/1		10	0-2	.00	0-0	.00	0-0	.00	0	3	3	2.5	3	0	0	0	0	0	4.3
Totals		0	234	21-64	.32	11-27	.40	11-16	.68	6	31	37	2.5	28	2	5	11	2	64	4.3

Games played: 15
 Minutes/game: 15.6
 Points/game: 4.3
 FG Pct: 32.8
 3FG Pct: 40.7
 FT Pct: 68.8

Rebounds/game: 2.5
 Assists/game: 0.1
 Turnovers/game: 0.3
 Assist/turnover ratio: 0.4
 Steals/game: 0.1
 Blocks/game: 0.7

Season	gp-gs	min/avg	Total		3-Point		F-Throws		Rebounds				Scoring							
			fg-fga	pct	fg-fga	pct	ft-fga	pct	off	def	tot	avg	pf	fo	ast	to	blk	stl	pts	avg
2014-1	22-21	635/28.9	100-296	.338	48-141	.340	28-44	.636	13	54	67	3.0	58	3	49	73	4	18	276	12.5
2015-1	24-1	473/19.7	68-176	.386	22-81	.272	17-27	.630	11	36	47	2.0	47	0	39	38	2	18	175	7.3
TOTAL	46-22	1108/24.1	168-472	.356	70-222	.315	45-71	.634	24	90	114	2.5	105	3	88	111	6	36	451	9.8

SINGLE-GAME HIGHS [all-time ranking]:

Points: 23, STET -- 12/16/14
 Rebounds: 5, 7 times
 Assists: 5, at Jacksonville -- 12/30/14; UTSA -- 2/11/16
 Steals: 4 [t-4th], FIU -- 1/4/15
 Blocks: 1, 6 times
 FG made: 8, FIU -- 1/4/15; STET -- 12/16/14; RICE -- 2/21/15
 FG attempts: 22 [t-8th], WKU -- 1/15/15
 3FG made: 6 [t-2nd], WKU -- 1/15/15
 3FG attempts: 15 [1st], WKU -- 1/15/15
 FT made: 5, USM -- 1/14/16
 FT attempts: 7, STET -- 12/16/14



JESSE HILL

F • Freshman • 6-8 • 218 • Waretown, N.J. • Point Pleasant Beach HS

- Averaged 10.9 points and 4.8 rebounds at Point Pleasant Beach HS
- Scored a career high 22 points in a game at UCF (12/12/15)

#30 Shorten, Connor

Opponent	Date	qs	min	Total		3-Pointers		Free throws		Rebounds				pf	a	t/o	blk	stl	pts	avg
				fg-fga	pct	3fg-fga	pct	ft-fta	pct	off	def	tot	avg							
at FIU	1/3/16		dnp	-	-	-	-	-	-	-	-	-	-	-	-	-	-	-	-	-
at Marshall	1/7/16		dnp	-	-	-	-	-	-	-	-	-	-	-	-	-	-	-	-	-
at WKU	01/09/		dnp	-	-	-	-	-	-	-	-	-	-	-	-	-	-	-	-	-
USM	1/14/1		dnp	-	-	-	-	-	-	-	-	-	-	-	-	-	-	-	-	-
TECH	1/16/1		dnp	-	-	-	-	-	-	-	-	-	-	-	-	-	-	-	-	-
at UTEP	01/21/	4		0-0	.00	0-0	.00	0-0	.00	1	0	1	1.0	1	0	0	0	0	0	0.0
at UTSA	1/23/1		dnp	-	-	-	-	-	-	-	-	-	-	-	-	-	-	-	-	-
ODU	1/28/1		dnp	-	-	-	-	-	-	-	-	-	-	-	-	-	-	-	-	-
CHARLOTTE	01/30/	12		2-2	1.00	0-0	.00	0-0	.00	1	1	2	1.5	3	1	0	0	0	4	2.0
at Middle Tennessee	02/04/	4		0-0	.00	0-0	.00	0-0	.00	0	1	1	1.3	3	1	1	0	0	0	1.3
at UAB	02/06/	5		0-1	.00	0-0	.00	0-0	.00	0	1	1	1.3	0	0	0	0	0	0	1.0
UTSA	2/11/1	9		1-1	1.00	0-0	.00	0-0	.00	0	3	3	1.6	2	0	0	1	0	2	1.2
UTEP	2/13/1	6		0-0	.00	0-0	.00	0-0	.00	0	1	1	1.5	2	1	0	0	0	0	1.0
at Rice	2/18/1	9		0-0	.00	0-0	.00	0-0	.00	0	2	2	1.6	0	0	0	0	0	0	0.9
at North Texas	2/20/1	8		0-1	.00	0-0	.00	0-0	.00	1	1	2	1.6	2	0	0	0	0	0	0.8
FIU	2/27/1	5		1-1	1.00	0-0	.00	0-0	.00	0	0	0	1.4	1	0	0	0	0	2	0.9
Totals		0	62	4-6	.66	0-0	.00	0-0	.00	3	10	13	1.4	14	3	1	1	0	8	0.9

Games played: 9
 Minutes/game: 6.9
 Points/game: 0.9
 FG Pct: 66.7

Rebounds/game: 1.4
 Assists/game: 0.3
 Turnovers/game: 0.1
 Assist/turnover ratio: 3.0
 Blocks/game: 0.1

Individual Career History

Hill, Jesse

Season	gp-gs	min/avg	Total		3-Point		F-Throws		Rebounds				Scoring							
			fg-fga	pct	fg-fga	pct	ft-fta	pct	off	def	tot	avg	pf	fo	ast	to	blk	stl	pts	avg
2015-1	26-0	500/19.2	48-128	.375	18-54	.333	21-36	.583	13	56	69	2.7	55	0	11	9	17	6	135	5.2
TOTAL	26-0	500/19.2	48-128	.375	18-54	.333	21-36	.583	13	56	69	2.7	55	0	11	9	17	6	135	5.2

SINGLE-GAME HIGHS [all-time ranking]:

- Points: 22, at UCF -- 12/12/15
- Rebounds: 8, at WKU -- 01/09/16
- Assists: 3, at Miami University -- 11/21/15
- Steals: 2, vs Northeastern -- 11/20/15
- Blocks: 3, at UTSA -- 1/23/16
- FG made: 9, at UCF -- 12/12/15
- FG attempts: 15, at UCF -- 12/12/15
- 3FG made: 2, 4 times
- 3FG attempts: 5, at Marshall -- 1/7/16; at Miami University -- 11/21/15; vs Lipscomb -- 11/22/15
- FT made: 4, at WKU -- 01/09/16; at UCF -- 12/12/15
- FT attempts: 8, at UCF -- 12/12/15



CONNOR SHORTEN

F • Freshman • 6-9 • 230 • Chester, N.J. • St. Benedict's Prep

- Known for his athleticism and energy
- Played at nationally reknown St. Benedict's Prep
- Played a season best 12 minutes, scoring four points, grabbing two rebounds and dishing out an assist against Charlotte.

#33 Delph, Ronald

Opponent	Date	qs	min	Total		3-Pointers		Free throws		Rebounds				pf	a	t/o	blk	stl	pts	avg	
				fg-fga	pct	3fg-fga	pct	ft-fga	pct	off	def	tot	avg								
at FIU	1/3/16	*	16	4-6	.66	0-0	.00	0-3	.00	3	2	5	5.0	5	0	1	1	0	8	8.0	
at Marshall	1/7/16	*	30	2-7	.28	0-0	.00	5-8	.62	4	7	11	8.0	0	1	0	1	0	9	8.5	
at WKU	01/09/16	*	34	5-10	.50	0-0	.00	3-6	.50	1	7	8	8.0	5	0	0	5	0	13	10.0	
USM	1/14/16	*	23	5-8	.62	0-0	.00	1-2	.50	4	9	13	9.3	5	0	2	1	1	11	10.3	
TECH	1/16/16	*	13	1-3	.33	0-0	.00	2-2	1.00	1	4	5	8.4	4	0	2	2	0	4	9.0	
at UTEP	01/21/16	*	22	1-3	.33	0-0	.00	0-0	.00	0	2	2	7.3	2	0	0	0	0	2	7.8	
at UTSA	1/23/16	*	26	3-6	.50	0-0	.00	1-3	.33	5	4	9	7.6	3	1	2	4	0	7	7.7	
ODU	1/28/16	*	30	7-7	1.00	0-0	.00	2-2	1.00	4	4	8	7.6	4	1	2	1	0	16	8.8	
CHARLOTTE	01/30/16	*	25	4-7	.57	0-0	.00	2-2	1.00	1	4	5	7.3	5	1	2	5	0	10	8.9	
at Middle Tennessee	02/04/16	*	31	7-13	.53	0-0	.00	4-7	.57	3	7	10	7.6	3	0	2	3	1	18	9.8	
at UAB	02/06/16	*	25	4-13	.30	0-0	.00	1-1	1.00	2	2	4	7.3	5	0	1	1	0	9	9.7	
UTSA	2/11/16	*	19	5-6	.83	0-0	.00	2-2	1.00	3	1	4	7.0	3	0	1	6	0	12	9.9	
UTEP	2/13/16	*	31	4-8	.50	0-0	.00	5-6	.83	4	5	9	7.2	4	2	3	3	0	13	10.2	
at Rice	2/18/16	*	30	8-10	.80	0-0	.00	1-2	.50	2	4	6	7.1	3	1	1	2	1	17	10.6	
at North Texas	2/20/16	*	32	5-8	.62	0-0	.00	3-4	.75	4	2	6	7.0	3	0	1	4	0	13	10.8	
FIU	2/27/16	*	25	2-7	.28	0-0	.00	0-0	.00	3	3	6	6.9	5	0	3	3	0	4	10.4	
Totals			16	412	67-122	.54	0-0	.00	32-50	.64	44	67	111	6.9	59	7	23	42	3	166	10.4

Games played: 16
 Minutes/game: 25.8
 Points/game: 10.4
 FG Pct: 54.9
 FT Pct: 64.0

Rebounds/game: 6.9
 Assists/game: 0.4
 Turnovers/game: 1.4
 Assist/turnover ratio: 0.3
 Steals/game: 0.2
 Blocks/game: 2.6

Individual Career History

Shorten, Connor

Season	gp-gs	min/avg	Total		3-Point		F-Throws			Rebounds				Scoring						
			fg-fga	pct	fg-fga	pct	ft-fga	pct	off	def	tot	avg	pf	fo	ast	to	blk	stl	pts	avg
2015-1	9-0	62/6.9	4-6	.667	0-0	.000	0-0	.000	3	10	13	1.4	14	0	3	1	1	0	8	0.9
TOTAL	9-0	62/6.9	4-6	.667	0-0	.000	0-0	.000	3	10	13	1.4	14	0	3	1	1	0	8	0.9

SINGLE-GAME HIGHS [all-time ranking]:
 Points: 4, Charlotte -- 01/30/16; CHA -- 1/30/16
 Rebounds: 3, UTSA -- 2/11/16
 Assists: 1, 4 times
 Blocks: 1, UTSA -- 2/11/16
 FG made: 2, Charlotte -- 01/30/16; CHA -- 1/30/16
 FG attempts: 2, Charlotte -- 01/30/16; CHA -- 1/30/16



RONALD DELPH

C • R-Fr. • 7-0 • 235 • Winter Haven, Fla. • Auburn

- Played at IMG Academy as a senior year in high school
- Started, recorded 11 points and eight rebounds in first collegiate game vs. ECU (12/15/15)
- Tallied first career double-double (11 points, 13 rebounds) vs. Southern Miss (1/14/16)
- Went 7-for-7 from the floor against Old Dominion (1/28/2016)

#50 Reed, Matthew

Opponent	Date	gs	min	Total		3-Pointers		Free throws		Rebounds				pf	a	t/o	blk	stl	pts	avg
				fg-fga	pct	3fg-fga	pct	ft-fta	pct	off	def	tot	avg							
at FIU	1/3/16		16	1-2	.50	0-0	.00	0-0	.00	0	4	4	4.0	4	0	1	0	0	2	2.0
at Marshall	1/7/16		dnp	-	-	-	-	-	-	-	-	-	-	-	-	-	-	-	-	-
at WKU	01/09/		dnp	-	-	-	-	-	-	-	-	-	-	-	-	-	-	-	-	-
USM	1/14/1		dnp	-	-	-	-	-	-	-	-	-	-	-	-	-	-	-	-	-
TECH	1/16/1		dnp	-	-	-	-	-	-	-	-	-	-	-	-	-	-	-	-	-
at UTEP	01/21/		dnp	-	-	-	-	-	-	-	-	-	-	-	-	-	-	-	-	-
at UTSA	1/23/1		dnp	-	-	-	-	-	-	-	-	-	-	-	-	-	-	-	-	-
ODU	1/28/1		dnp	-	-	-	-	-	-	-	-	-	-	-	-	-	-	-	-	-
CHARLOTTE	01/30/		dnp	-	-	-	-	-	-	-	-	-	-	-	-	-	-	-	-	-
at Middle Tennessee	02/04/		dnp	-	-	-	-	-	-	-	-	-	-	-	-	-	-	-	-	-
at UAB	02/06/		dnp	-	-	-	-	-	-	-	-	-	-	-	-	-	-	-	-	-
UTSA	2/11/1		dnp	-	-	-	-	-	-	-	-	-	-	-	-	-	-	-	-	-
UTEP	2/13/1		dnp	-	-	-	-	-	-	-	-	-	-	-	-	-	-	-	-	-
at Rice	2/18/1		dnp	-	-	-	-	-	-	-	-	-	-	-	-	-	-	-	-	-
at North Texas	2/20/1		dnp	-	-	-	-	-	-	-	-	-	-	-	-	-	-	-	-	-
FIU	2/27/1		dnp	-	-	-	-	-	-	-	-	-	-	-	-	-	-	-	-	-
Totals		0	16	1-2	.50	0-0	.00	0-0	.00	0	4	4	4.0	4	0	1	0	0	2	2.0

Games played: 1
 Minutes/game: 16.0
 Points/game: 2.0
 FG Pct: 50.0

Rebounds/game: 4.0
 Turnovers/game: 1.0

Individual Career History

Delph, Ronald

Season	gp-gs	min/avg	Total		3-Point		F-Throws		Rebounds				Scoring							
			fg-fga	pct	fg-fga	pct	ft-fta	pct	off	def	tot	avg	pf	fo	ast	to	blk	stl	pts	avg
2015-1	21-21	533/25.4	87-164	.530	0-0	.000	34-54	.630	54	82	136	6.5	74	7	9	32	48	5	208	9.9
TOTAL	21-21	533/25.4	87-164	.530	0-0	.000	34-54	.630	54	82	136	6.5	74	7	9	32	48	5	208	9.9

SINGLE-GAME HIGHS [all-time ranking]:
 Points: 18, at Middle Tennessee -- 02/04/16
 Rebounds: 13 [t-9th], USM -- 1/14/16
 Assists: 2, UTEP -- 2/13/16
 Steals: 2, UTM -- 12/29/15
 Blocks: 6 [t-6th], UTSA -- 2/11/16
 FG made: 8, at Rice -- 2/18/16
 FG attempts: 13, at Middle Tennessee -- 02/04/16; at UAB -- 02/06/16
 FT made: 5, at Marshall -- 1/7/16; UTEP -- 2/13/16



MATTHEW REED

F • Junior • 6-9 • 235 • Cleveland, Ohio • Shelton State CC

- Defensive minded player who will provide bulk and depth in frontcourt
- Scored career high 13 points and seven rebounds vs. Miami (Ohio) (11/21/15)

FAU Individual Game-by-Game (as of Feb 29, 2016) Conference games

#TM TEAM

Opponent	Date	qs	min	Total		3-Pointers		Free throws		Rebounds				pf	a	t/o	blk	stl	pts	avg	
				fg-fga	pct	3fg-fga	pct	ft-fta	pct	off	def	tot	avg								
at FIU	1/3/16		0	0-0	.00	0-0	.00	0-0	.00	1	1	2	2.0	0	0	0	0	0	0	0.0	
at Marshall	1/7/16		0	0-0	.00	0-0	.00	0-0	.00	3	1	4	3.0	0	0	0	0	0	0	0.0	
at WKU	01/09/		0	0-0	.00	0-0	.00	0-0	.00	1	2	3	3.0	0	0	0	0	0	0	0.0	
USM	1/14/1		0	0-0	.00	0-0	.00	0-0	.00	1	2	3	3.0	0	0	1	0	0	0	0.0	
TECH	1/16/1		0	0-0	.00	0-0	.00	0-0	.00	2	5	7	3.8	0	0	2	0	0	0	0.0	
at UTEP	01/21/		0	0-0	.00	0-0	.00	0-0	.00	2	2	4	3.8	0	0	0	0	0	0	0.0	
at UTSA	1/23/1		0	0-0	.00	0-0	.00	0-0	.00	2	1	3	3.7	0	0	0	0	0	0	0.0	
ODU	1/28/1		0	0-0	.00	0-0	.00	0-0	.00	0	0	0	3.3	0	0	0	0	0	0	0.0	
CHARLOTTE	01/30/		0	0-0	.00	0-0	.00	0-0	.00	2	1	3	3.2	0	0	0	0	0	0	0.0	
at Middle Tennessee	02/04/		0	0-0	.00	0-0	.00	0-0	.00	3	0	3	3.2	0	0	0	0	0	0	0.0	
at UAB	02/06/		0	0-0	.00	0-0	.00	0-0	.00	2	1	3	3.2	0	0	0	0	0	0	0.0	
UTSA	2/11/1		0	0-0	.00	0-0	.00	0-0	.00	0	1	1	3.0	0	0	0	0	0	0	0.0	
UTEP	2/13/1		0	0-0	.00	0-0	.00	0-0	.00	0	0	0	2.8	0	0	0	0	0	0	0.0	
at Rice	2/18/1		0	0-0	.00	0-0	.00	0-0	.00	0	1	1	2.6	0	0	0	0	0	0	0.0	
at North Texas	2/20/1		0	0-0	.00	0-0	.00	0-0	.00	2	2	4	2.7	0	0	1	0	0	0	0.0	
FIU	2/27/1		0	0-0	.00	0-0	.00	0-0	.00	1	2	3	2.8	0	0	0	0	0	0	0.0	
Totals			0	0	0-0	.00	0-0	.00	0-0	.00	22	22	44	2.8	0	0	4	0	0	0	0.0

Games played: 16

Rebounds/game: 2.8
Turnovers/game: 0.3

Reed, Matthew

Season	gp-gs	min/avg	Total		3-Point		F-Throws		Rebounds				Scoring							
			fg-fga	pct	fg-fga	pct	ft-fta	pct	off	def	tot	avg	pf	fo	ast	to	blk	stl	pts	avg
2015-1	13-6	161/12.4	17-30	.567	0-0	.000	5-5	1.00	9	28	37	2.8	33	1	0	4	6	1	39	3.0
TOTAL	13-6	161/12.4	17-30	.567	0-0	.000	5-5	1.00	9	28	37	2.8	33	1	0	4	6	1	39	3.0

SINGLE-GAME HIGHS [all-time ranking]:

Points: 13, at Miami University -- 11/21/15

Rebounds: 7, at Miami University -- 11/21/15; Ave Maria -- 12/10/15

Steals: 1, at Hofstra -- 12/22/15

Blocks: 2, vs Northeastern -- 11/20/15

FG made: 4, at Miami University -- 11/21/15

FG attempts: 5, at Miami University -- 11/21/15; vs Lipscomb -- 11/22/15

FT made: 5, at Miami University -- 11/21/15

FT attempts: 5, at Miami University -- 11/21/15

Official Basketball Box Score -- Game Totals -- Final Statistics
UTM vs FAU
12/29/15 12 p.m. at FAU Arena, Boca Raton, Fla.

UTM 57 • 7-7

Box score table for UTM vs FAU game. Columns include Player, FG-FGA, 3-Ptr FG-FGA, FT-FTA, Rebounds (Off, Def, Tot), PF, TP, A, TO, Blk, Stl, and Min. Summary row shows UTM 57, FAU 200.

Statistical summary for UTM vs FAU game, including FG%, 3FG%, FT% for both teams and game percentages.

FAU 48 • 2-11

Box score table for FAU 48 vs UTM 200 game. Columns include Player, FG-FGA, 3-Ptr FG-FGA, FT-FTA, Rebounds (Off, Def, Tot), PF, TP, A, TO, Blk, Stl, and Min. Summary row shows FAU 48, UTM 200.

Statistical summary for FAU 48 vs UTM 200 game, including FG%, 3FG%, FT% for both teams and game percentages.

Officials: Zelon Steed, Kyle Ingram, Christopher Merlo
Technical fouls: UTM-None. FAU-None.
Attendance: 837

Score by periods table for UTM vs FAU game showing 1st, 2nd, and Total scores for both teams.

Last FG - UTM 2nd-03:36, FAU 2nd-00:00.
Largest lead - UTM by 14 1st-07:24, FAU by 1 1st-17:06.
UTM led for 38:35. FAU led for 01:15. Game was tied for 00:10.

Official Basketball Box Score -- Game Totals -- Final Statistics
Florida Atlantic vs Marshall
1/7/16 7 p.m. at Huntington, W.Va. (Henderson Center)

Florida Atlantic 67 • 2-13, 0-2

Box score table for Florida Atlantic vs Marshall game. Columns include Player, FG-FGA, 3-Ptr FG-FGA, FT-FTA, Rebounds (Off, Def, Tot), PF, TP, A, TO, Blk, Stl, and Min. Summary row shows Florida Atlantic 67, Marshall 200.

Statistical summary for Florida Atlantic vs Marshall game, including FG%, 3FG%, FT% for both teams and game percentages.

Marshall 90 • 6-9, 2-0

Box score table for Marshall 90 vs Florida Atlantic 67 game. Columns include Player, FG-FGA, 3-Ptr FG-FGA, FT-FTA, Rebounds (Off, Def, Tot), PF, TP, A, TO, Blk, Stl, and Min. Summary row shows Marshall 90, Florida Atlantic 67.

Statistical summary for Marshall 90 vs Florida Atlantic 67 game, including FG%, 3FG%, FT% for both teams and game percentages.

Officials: Gerry Pollard, Tommy Short, Rick Crawford
Technical fouls: Florida Atlantic-None. Marshall-None.
Attendance: 4577

Score by periods table for Marshall 90 vs Florida Atlantic 67 game showing 1st, 2nd, and Total scores for both teams.

Last FG - FAU 2nd-00:58, MAR 2nd-00:40.
Largest lead - FAU None, MAR by 25 2nd-16:21.
FAU led for 00:00. MAR led for 39:13. Game was tied for 00:46.

Official Basketball Box Score -- Game Totals -- Final Statistics
Florida Atlantic vs FIU
1/3/16 3:00 PM at FIU Arena (Miami, Fla.)

Florida Atlantic 59 • 2-12, 0-1 C-USA

Box score table for Florida Atlantic vs FIU game. Columns include Player, FG-FGA, 3-Ptr FG-FGA, FT-FTA, Rebounds (Off, Def, Tot), PF, TP, A, TO, Blk, Stl, and Min. Summary row shows Florida Atlantic 59, FIU 200.

Statistical summary for Florida Atlantic vs FIU game, including FG%, 3FG%, FT% for both teams and game percentages.

FIU 76 • 7-7, 1-0 C-USA

Box score table for FIU 76 vs Florida Atlantic 59 game. Columns include Player, FG-FGA, 3-Ptr FG-FGA, FT-FTA, Rebounds (Off, Def, Tot), PF, TP, A, TO, Blk, Stl, and Min. Summary row shows FIU 76, Florida Atlantic 59.

Statistical summary for FIU 76 vs Florida Atlantic 59 game, including FG%, 3FG%, FT% for both teams and game percentages.

Officials: Ron Groover, Clyde Owens, Mike Stuart
Technical fouls: Florida Atlantic-None. FIU-None.
Attendance: 1007

Score by periods table for FIU 76 vs Florida Atlantic 59 game showing 1st, 2nd, and Total scores for both teams.

Last FG - FAU 2nd-00:08, FIU 2nd-00:17.
Largest lead - FAU by 6 1st-13:17, FIU by 19 2nd-00:17.
FAU led for 11:01. FIU led for 25:45. Game was tied for 03:14.

Official Basketball Box Score -- Game Totals -- Final Statistics
Florida Atlantic vs WKU
01/09/16 2:00 PM at Bowling Green, Ky. (E.A. Diddle Arena)

Florida Atlantic 82 • 2-14, 0-3 C-USA

Box score table for Florida Atlantic vs WKU game. Columns include Player, FG-FGA, 3-Ptr FG-FGA, FT-FTA, Rebounds (Off, Def, Tot), PF, TP, A, TO, Blk, Stl, and Min. Summary row shows Florida Atlantic 82, WKU 225.

Statistical summary for Florida Atlantic vs WKU game, including FG%, 3FG%, FT% for both teams and game percentages.

WKU 86 • 9-7, 1-2 C-USA

Box score table for WKU 86 vs Florida Atlantic 82 game. Columns include Player, FG-FGA, 3-Ptr FG-FGA, FT-FTA, Rebounds (Off, Def, Tot), PF, TP, A, TO, Blk, Stl, and Min. Summary row shows WKU 86, Florida Atlantic 82.

Statistical summary for WKU 86 vs Florida Atlantic 82 game, including FG%, 3FG%, FT% for both teams and game percentages.

Officials: Rick O'Neill, Andrew Walton, Jose Carrion
Technical fouls: Florida Atlantic-None. WKU-None.
Attendance: 3607

Score by periods table for WKU 86 vs Florida Atlantic 82 game showing 1st, 2nd, and Total scores for both teams.

Last FG - FAU OT-00:09, WKU OT-00:26.
Largest lead - FAU by 7 2nd-18:21, WKU by 8 1st-11:10.
FAU led for 13:27. WKU led for 24:31. Game was tied for 07:02.

Official Basketball Box Score -- Game Totals -- Final Statistics

FIU vs FAU
2/27/16 2 p.m. at FAU Arena, Boca Raton, Fla.

FIU 71 • 13-16, 7-9 C-USA

##	Player	Total		3-Ptr	Rebounds			PF	TP	A	TO	Blk	Stl	Min	
		FG-FGA	FG-FGA	FT-FTA	Off	Def	Tot								
20	DIAZ, Adrian	f	5-10	0-0	7-9	3	7	10	2	17	1	2	3	0	34
32	DRAPER, Daviyon	f	9-20	1-4	2-2	2	11	13	0	21	2	4	1	0	39
01	BOSWELL, Jason	g	0-4	0-1	2-2	0	1	1	4	2	1	0	0	0	28
02	MCGILL, Donte	g	9-19	1-3	0-0	1	4	5	1	19	0	1	0	0	37
04	WILLIAMS, Kimar	g	0-1	0-0	0-0	1	2	3	3	0	0	0	0	2	14
05	STEPHEN, Elmo		1-4	0-1	0-0	1	2	3	4	2	1	1	0	1	13
12	NOTTAGE, Eric		1-2	0-0	6-8	0	6	6	3	8	4	3	0	0	26
24	SMITH, Cameron		1-1	0-0	0-0	1	1	2	1	2	0	0	1	0	6
31	DOUGLAS, Michael		0-1	0-1	0-0	0	0	0	0	0	0	0	0	0	3
Team						3	0	3			1				
Totals			26-62	2-10	17-21	12	34	46	18	71	9	12	5	3	200

FG % 1st Half: 13-34 38.2% 2nd half: 13-28 46.4% Game: 26-62 41.9% Deadball
 3FG % 1st Half: 2-7 28.6% 2nd half: 0-3 0.0% Game: 2-10 20.0% Rebounds
 FT % 1st Half: 0-0 0.0% 2nd half: 17-21 81.0% Game: 17-21 81.0% 3

FAU 63 • 7-22, 5-11 C-USA

##	Player	Total		3-Ptr	Rebounds			PF	TP	A	TO	Blk	Stl	Min	
		FG-FGA	FG-FGA	FT-FTA	Off	Def	Tot								
01	Cylla, Jeantal	f	3-10	2-5	1-3	0	3	3	1	9	0	0	0	1	28
33	Delph, Ronald	c	2-7	0-0	0-0	3	3	6	5	4	0	3	3	0	25
03	Filer, Adonis	g	4-8	2-3	0-0	1	5	6	2	10	1	1	0	1	26
10	Rutherford, Nick	g	3-6	0-1	10-12	0	3	3	4	16	5	3	0	5	31
12	Trapp, Jackson	g	3-6	2-5	1-1	1	2	3	1	9	1	1	2	0	31
02	Botley, Marquan		1-5	1-2	0-0	0	3	3	1	3	2	1	0	0	20
22	Poole, Solomon		3-12	1-6	3-5	0	1	1	1	10	3	1	1	0	24
24	Hill, Jesse		0-2	0-0	0-0	0	3	3	3	0	0	0	0	0	10
30	Shorten, Connor		1-1	0-0	0-0	0	0	0	1	2	0	0	0	0	5
Team						1	2	3							
Totals			20-57	8-22	15-21	6	25	31	19	63	12	10	6	7	200

FG % 1st Half: 7-26 26.9% 2nd half: 13-31 41.9% Game: 20-57 35.1% Deadball
 3FG % 1st Half: 3-10 30.0% 2nd half: 5-12 41.7% Game: 8-22 36.4% Rebounds
 FT % 1st Half: 3-4 75.0% 2nd half: 12-17 70.6% Game: 15-21 71.4% 3

Officials: Marques Pettigrew, Greg Rennegarbe, A.J. Desai
 Technical fouls: FIU-None. FAU-None.
 Attendance:

Score by periods	1st	2nd	Total
FIU	28	43	71
FAU	20	43	63

Points	In Paint	Off T/O	2nd Chance	Fast Break	Bench
FIU	34	7	15	4	12
FAU	30	18	6	16	15

Last FG - FIU 2nd-00:41, FAU 2nd-00:19.
 Largest lead - FIU by 19 2nd-07:22, FAU by 3 1st-13:24.
 FIU led for 30:23. FAU led for 03:12. Game was tied for 06:05.

Score tied - 3 times.
 Lead changed - 8 times.

NCAA Statistics

Fla. Atlantic - 2015-16 Men's Basketball Ranking Summary thru games 02/29/2016

Statistic	National	Conference	Value	National Leader	Value	Conference	Value
	Rank	Rank				Leader	
3-pt Field Goal Attempts (346 ranked)	153	7	600	The Citadel	1,104	Marshall	858
Assist Turnover Ratio (346 ranked)	197	9	1.01	St. Mary's (CA)	1.79	UAB	1.46
Assists Per Game (346 ranked)	256	11	12.1	Michigan St.	20.6	UAB	18.8
Blocked Shots Per Game (346 ranked)	88	5	4.1	Washington	6.9	UAB	6.4
Defensive Rebounds per Game (346 ranked)	281	12	23.97	Michigan St.	29.83	UAB	27.59
Fewest Fouls (346 ranked)	173	10	560	UCF	421	Southern Miss.	500
Fewest Turnovers (346 ranked)	108	4	349	Temple	256	Old Dominion	266
Field-Goal Percentage (346 ranked)	301	13	40.9	St. Mary's (CA)	50.8	UAB	48.7
Field-Goal Percentage Defense (346 ranked)	311	11	46.2	Michigan St.	37.1	Old Dominion	40.0
Free Throw Attempts (346 ranked)	282	12	550	Howard	890	North Texas	774
Free Throws Made (346 ranked)	244	10	396	Howard	657	Rice	529
Free-Throw Percentage (346 ranked)	93	3	72.0	Villanova	78.6	Rice	73.8
Offensive Rebounds Per Game (346 ranked)	325	13	8.24	Quinnipiac	16.97	Old Dominion	13.10
Personal Fouls Per Game (346 ranked)	166	10	19.3	Texas Southern	15.1	UAB	17.5
Rebound Margin (346 ranked)	329	14	-6.4	Michigan St.	11.5	Old Dominion	5.1
Scoring Defense (346 ranked)	248	8	74.6	Little Rock	58.8	Old Dominion	62.0
Scoring Margin (346 ranked)	314	13	-8.0	Michigan St.	16.4	UAB	10.1
Scoring Offense (346 ranked)	304	13	66.6	Oakland	87.3	Marshall	84.8
Steals Per Game (346 ranked)	276	12	5.3	A&M-Corpus Chris	10.0	Louisiana Tech	7.5
Three Pt FG Defense (346 ranked)	263	9	36.0	Vanderbilt	28.5	Louisiana Tech	30.5
Three-Point Field Goals Per Game (346 ranked)	166	7	7.0	North Florida	12.5	Marshall	10.0
Three-Point Field-Goal Percentage (346 ranked)	206	8	34.0	Michigan St.	43.3	Middle Tenn.	38.9
Total 3-point FGM (346 ranked)	165	8	204	North Florida	386	Marshall	290
Total Assists (346 ranked)	252	11	352	Michigan St.	596	UAB	546
Total Blocks (346 ranked)	90	5	120	Washington	200	UAB	186
Total Rebounds (346 ranked)	310	13	934	Valparaiso	1,297	Western Ky.	1,125
Total Rebounds Per Game (346 ranked)	319	13	32.21	Quinnipiac	43.83	Western Ky.	38.79
Total Steals (346 ranked)	276	11	153	Green Bay	305	Louisiana Tech	217
Turnover Margin (346 ranked)	212	8	-0.5	Wichita St.	6.0	Louisiana Tech	2.2
Turnovers Forced (346 ranked)	288	11	11.55	Stephen F. Austin	18.64	Louisiana Tech	14.66
Turnovers Per Game (346 ranked)	104	4	12.0	Temple	9.1	Old Dominion	9.2
Won-Lost Percentage (346 ranked)	321	13	24.1	Little Rock	89.7	UAB	82.8

Statistic	Player	National Rank	Conference Rank	Value	National Leader	Value	Conference Leader	Value
3-pt Field Goal Attempts (247 ranked)					Damon Lynn, NJIT	297	Egor Koulechov, Rice	213
Assist Turnover Ratio (250 ranked)					James Robinson, Pittsburgh	4.59	Nick Norton, UAB	3.11
Assists Per Game (250 ranked)	Nick Rutherford	240	10	3.6	Kahlil Felder, Oakland	9.4	Alex Hamilton, Louisiana Tech	6.3
Blocked Shots Per Game (249 ranked)					Chris Boucher, Oregon Tai Odiase, Ill.-Chicago	3.21 3.21	William Lee, UAB	3.14
Defensive Rebounds per Game (250 ranked)					Egidijus Mockevicius, Evansville	11.52	James Kelly, Marshall	8.10
Double Doubles (248 ranked)					Egidijus Mockevicius, Evansville	26	Joseph Uchebo, Charlotte	15
Field-Goal Percentage (250 ranked)					Evan Bradds, Belmont	70.7	Adrian Diaz, FIU	66.0
Free Throw Attempts (243 ranked)					James Daniel, Howard	324	Alex Hamilton, Louisiana Tech	232
Free Throws Made (246 ranked)					James Daniel, Howard	277	Marcus Evans, Rice	170
Free-Throw Percentage (250 ranked)					Fletcher Magee, Wofford	92.2	Max Guercy, Rice	86.9
Minutes Per Game (250 ranked)					Yonel Brown, Kennesaw St.	39:06	Daviyon Draper, FIU	35:10
Offensive Rebounds Per Game (250 ranked)					Derrick Griffin, Texas Southern	4.82	Denzell Taylor, Old Dominion	4.00
Points Per Game (250 ranked)					James Daniel, Howard	27.2	Trey Freeman, Old Dominion	21.1
Rebounds Per Game (250 ranked)					Egidijus Mockevicius, Evansville	14.0	Joseph Uchebo, Charlotte	11.3
Steals Per Game (249 ranked)	Nick Rutherford	119	5	1.55	Tra-Deon Hollins, Omaha	3.93	Marcus Evans, Rice	2.07
Three-Point Field Goals Per Game (248 ranked)					Buddy Hield, Oklahoma	4.18	Braxton Ogbueze, Charlotte	3.10
Three-Point Field-Goal Percentage (119 ranked)					Bryn Forbes, Michigan St.	50.0	Giddy Potts, Middle Tenn.	49.3
Total 3-point FGM (243 ranked)					Buddy Hield, Oklahoma	117	Braxton Ogbueze, Charlotte	90
Total Assists (246 ranked)	Nick Rutherford	223	12	103	Kahlil Felder, Oakland	292	Alex Hamilton, Louisiana Tech	182
Total Blocks (249 ranked)	Ronald Delph	76	4	48	Vashil Fernandez, Valparaiso	94	William Lee, UAB	91
Total Field Goal Attempts (246 ranked)					James Daniel, Howard	566	Trey Freeman, Old Dominion	552
Total Field Goals Made (248 ranked)					Kori Babineaux, Jacksonville	251	Trey Freeman, Old Dominion	238
Total Minutes (248 ranked)					David Walker, Northeastern	1185:00	Ryan Bowie, UTSA	1030:00
Total Points (248 ranked)					James Daniel, Howard	790	Trey Freeman, Old Dominion	612
Total Rebounds (246 ranked)					Egidijus Mockevicius, Evansville	434	Joseph Uchebo, Charlotte	327
Total Steals (234 ranked)	Nick Rutherford	102	4	45	Tra-Deon Hollins, Omaha	118	Marcus Evans, Rice	60
Triple Doubles (3 ranked)					Kyle Collinsworth, BYU	5	Alex Hamilton, Louisiana Tech	1



1

JEANTAL CYLLA

6-7 | 190 | Forward | FR
Lake Worth, Fla
(HS)



2

MARQUAN BOTLEY

5-10 | 160 | Guard | JR
Plano, Texas
(Prestonwood Christian)



3

ADONIS FILER

6-3 | 190 | Guard | RS JR
Chicago, Ill.
(Clemson)



5

JAVIER LACUNZA

6-9 | 215 | Forward | SR
Pamplona, Spain
(Sagrado Corazon)



10

NICK RUTHERFORD

6-3 | 185 | Guard | FR
Allen, Texas
(Allen HS)



11

FRANK BOOKER

6-4 | 185 | Guard | JR
Augusta, Ga.
(Oklahoma)



12

JACKSON TRAPP

6-4 | 200 | Guard | SR
Orlando, Fla.
(Fishburne Military School)



22

SOLOMON POOLE

6-0 | 185 | Guard | SR
Jacksonville, Fla.
(Georgia Tech)



24

JESSE HILL

6-8 | 218 | Forward | FR
Waretown, N.J.
(Point Pleasant Beach HS)



30

CONNOR SHORTEN

6-9 | 230 | Forward | FR
Gladstone, N.J.
(St. Benedict's Prep)



33

RONALD DELPH

7-0 | 235 | Center | SO
Winter Haven, Fla.
(Auburn)



50

MATTHEW REED

6-9 | 235 | Forward | JR
Cleveland, Ohio
(Shelton State CC)



Michael Curry
HEAD COACH



Eric Snow
ASSISTANT COACH



Robbie Laing
ASSISTANT COACH




Charlemagne Gibbons
ASSISTANT COACH



Ron Oliver
DIRECTOR OF
OPERATIONS



Jorge Sanz
DIRECTOR OF VIDEO



Cody Cohen
GRADUATE ASSISTANT

FAU Combined Team Statistics (as of Feb 29, 2016)
Conference games

RECORD:	OVERALL	HOME	AWAY	NEUTRAL
ALL GAMES	5-11	4-3	1-8	0-0
CONFERENCE	5-11	4-3	1-8	0-0
NON-CONFERENCE	0-0	0-0	0-0	0-0

##	Player	gp-gs	min	avg	Total		3-Point		F-Throw		Rebounds				pf	dq	a	to	blk	stl	pts	avg		
					fg-fga	fg%	3fg-fga	3fg%	ft-fga	ft%	off	def	tot	avg										
01	Cylla, Jeantal	16-16	492	30.8	65-159	.40	31-78	.39	34-51	.66	13	55	68	4.3	41	2	6	18	9	7	195	12.2		
03	Filer, Adonis	15-15	433	28.9	59-129	.45	15-42	.35	32-46	.69	15	59	74	4.9	36	0	36	28	1	18	165	11.0		
33	Delph, Ronald	16-16	412	25.8	67-122	.54	0-0	.00	32-50	.64	44	67	111	6.9	59	6	7	23	42	3	166	10.4		
02	Botley, Marquan	14-0	302	21.6	39-105	.37	27-61	.44	31-39	.79	6	19	25	1.8	23	1	40	19	0	5	136	9.7		
22	Poole, Solomon	16-1	354	22.1	51-130	.39	18-61	.29	15-24	.62	10	25	35	2.2	32	0	33	26	2	14	135	8.4		
10	Rutherford, Nick	16-16	417	26.1	38-94	.40	6-16	.37	52-70	.74	7	41	48	3.0	37	0	55	45	3	27	134	8.4		
12	Trapp, Jackson	16-16	448	28.0	37-92	.40	22-61	.36	15-20	.75	4	40	44	2.8	25	0	17	11	9	7	111	6.9		
24	Hill, Jesse	15-0	234	15.6	21-64	.32	11-27	.40	11-16	.68	6	31	37	2.5	28	0	2	5	11	2	64	4.3		
50	Reed, Matthew	1-0	16	16.0	1-2	.50	0-0	.00	0-0	.00	0	4	4	4.0	4	0	0	1	0	0	2	2.0		
05	Lacunza, Javier	9-0	55	6.1	5-12	.41	4-7	.57	0-0	.00	2	6	8	0.9	10	0	1	2	0	0	14	1.6		
30	Shorten, Connor	9-0	62	6.9	4-6	.66	0-0	.00	0-0	.00	3	10	13	1.4	14	0	3	1	1	0	8	0.9		
Team											22	22	44											
Total.....		16	3225	387-915		.42	134-353	.38	222-316	.70	132	379	511	31.9	309	9	200	183	78	83	113	70.6		
Opponents.....		16	3225	447-947		.47	84-210	.40	265-370	.71	179	446	625	39.1	282	-	192	174	59	98	124	77.7		

TEAM STATISTICS	FAU	OPP	Date	Opponent	Score	Att.
SCORING	1130	1243	* 1/3/16	at FIU	L 59-76	1007
Points per game	70.6	77.7	* 1/7/16	at Marshall	L 67-90	4577
Scoring margin	-7.1	-	* 01/09/16	at WKU	Lot 82-86	3607
FIELD GOALS-ATT	387-915	447-947	* 1/14/16	USM	W 58-51	1699
Field goal pct	.423	.472	* 1/16/16	TECH	W 63-61	1198
3 POINT FG-ATT	134-353	84-210	* 01/21/16	at UTEP	L 56-71	6054
3-point FG pct	.380	.400	* 1/23/16	at UTSA	W 86-71	1128
3-pt FG made per gam	8.4	5.3	* 1/28/16	ODU	L 66-78	1517
FREE THROWS-ATT	222-316	265-370	* 01/30/16	CHARLOTTE	W 82-77	936
Free throw pct	.703	.716	* 02/04/16	at Middle Tennessee	L 73-85	5411
F-Throws made per ga	13.9	16.6	* 02/06/16	at UAB	L 67-104	6211
REBOUNDS	511	625	* 2/11/16	UTSA	W 79-73	933
Rebounds per game	31.9	39.1	* 2/13/16	UTEP	L 82-89	1254
Rebounding margin	-7.1	-	* 2/18/16	at Rice	L 85-90	1400
ASSISTS	200	192	* 2/20/16	at North Texas	L 62-70	1466
Assists per game	12.5	12.0	* 2/27/16	FIU	L 63-71	0
TURNOVERS	183	174	* - Conference game			
Turnovers per game	11.4	10.9				
Turnover margin	-0.6	-				
Assist/turnover ratio	1.1	1.1				
STEALS	83	98				
Steals per game	5.2	6.1				
BLOCKS	78	59				
Blocks per game	4.9	3.7				
ATTENDANCE	7537	30861				
Home games-Avg/Gam	7-1077	9-3429				
Neutral site-Avg/Game	-	0-0				

Score by Periods	1st	2nd	OT	Totals
FAU	475	643	12	1130
Opponents	570	657	16	1243

FAU Combined Team Statistics (as of Feb 29, 2016)
All games

RECORD:	OVERALL	HOME	AWAY	NEUTRAL
ALL GAMES	7-22	5-5	2-14	0-3
CONFERENCE	5-11	4-3	1-8	0-0
NON-CONFERENCE	2-11	1-2	1-6	0-3

##	Player	gp-gs	min	avg	Total		3-Point		F-Throw		Rebounds				pf	dq	a	to	blk	stl	pts	avg		
					fg-fga	fg%	3fg-fga	3fg%	ft-fa	ft%	off	def	tot	avg										
03	Filer, Adonis	28-28	778	27.8	95-233	.40	23-74	.31	78-105	.74	21	108	129	4.6	72	2	62	60	1	28	291	10.4		
00	Turman, C.J.	11-11	316	28.7	39-76	.51	0-1	.00	31-42	.73	18	59	77	7.0	33	3	10	25	11	6	109	9.9		
33	Delph, Ronald	21-21	533	25.4	87-164	.53	0-0	.00	34-54	.63	54	82	136	6.5	74	7	9	32	48	5	208	9.9		
01	Cylla, Jeantal	29-20	751	25.9	90-234	.38	39-113	.34	57-79	.72	22	78	100	3.4	69	3	13	36	15	15	276	9.5		
02	Botley, Marquan	27-0	569	21.1	68-194	.35	40-106	.37	55-65	.84	11	40	51	1.9	32	1	71	30	0	16	231	8.6		
12	Trapp, Jackson	29-29	818	28.2	76-188	.40	47-125	.37	30-39	.76	7	74	81	2.8	44	0	30	22	12	12	229	7.9		
22	Poole, Solomon	24-1	473	19.7	68-176	.38	22-81	.27	17-27	.63	11	36	47	2.0	47	0	39	38	2	18	175	7.3		
10	Rutherford, Nick	29-29	743	25.6	65-176	.36	9-33	.27	68-98	.69	15	75	90	3.1	62	1	103	78	7	45	207	7.1		
24	Hill, Jesse	26-0	500	19.2	48-128	.37	18-54	.33	21-36	.58	13	56	69	2.7	55	0	11	9	17	6	135	5.2		
50	Reed, Matthew	13-6	161	12.4	17-30	.56	0-0	.00	5-5	1.000	9	28	37	2.8	33	1	0	4	6	1	39	3.0		
05	Lacunza, Javier	17-0	121	7.1	9-22	.40	6-13	.46	0-0	.00	7	13	20	1.2	25	0	1	7	0	1	24	1.4		
30	Shorten, Connor	9-0	62	6.9	4-6	.66	0-0	.00	0-0	.00	3	10	13	1.4	14	0	3	1	1	0	8	0.9		
Team											48	36	84											
Total.....		29	5825		666-1627	.402	204-600	.343	396-550	.72	239	695	934	32.2	560	18	352	349	120	153	193	66.6		
Opponents.....		29	5825		775-1678	.461	151-419	.364	63-648	.71	313	807	112	38.6	501	-	361	335	120	167	216	74.7		

TEAM STATISTICS	FAU	OPP	Date	Opponent	Score	Att.
SCORING	1932	2166	11/13/15	at Michigan State	L 55-82	14797
Points per game	66.6	74.7	11/17/15	WARNER	L 72-75	1286
Scoring margin	-8.1	-	11/20/15	vs Northeastern	L 58-60	0
FIELD GOALS-ATT	666-1627	775-1678	11/21/15	at Miami University	W 75-69	1196
Field goal pct	.409	.462	11/22/15	vs Lipscomb	L 65-79	0
3 POINT FG-ATT	204-600	151-419	12-01-15	at East Carolina	L 48-74	3763
3-point FG pct	.340	.360	12/10/15	AVE MARIA	W 72-59	962
3-pt FG made per gam	7.0	5.2	12/12/15	at UCF	L 61-75	4130
FREE THROWS-ATT	396-550	463-648	12/15/15	at Eastern Kentucky	L 73-80	1250
Free throw pct	.720	.715	12/16/15	at Tennessee	L 62-81	12309
F-Throws made per ga	13.7	16.0	12/19/15	vs Florida State	L 59-64	0
REBOUNDS	934	1120	12/22/15	at Hofstra	L 54-68	961
Rebounds per game	32.2	38.6	12/29/15	UTM	L 48-57	837
Rebounding margin	-6.4	-	* 1/3/16	at FIU	L 59-76	1007
ASSISTS	352	361	* 1/7/16	at Marshall	L 67-90	4577
Assists per game	12.1	12.4	* 01/09/16	at WKU	Lot 82-86	3607
TURNOVERS	349	335	* 1/14/16	USM	W 58-51	1699
Turnovers per game	12.0	11.6	* 1/16/16	TECH	W 63-61	1198
Turnover margin	-0.5	-	* 01/21/16	at UTEP	L 56-71	6054
Assist/turnover ratio	1.0	1.1	* 1/23/16	at UTSA	W 86-71	1128
STEALS	153	167	* 1/28/16	ODU	L 66-78	1517
Steals per game	5.3	5.8	* 01/30/16	CHARLOTTE	W 82-77	936
BLOCKS	120	120	* 02/04/16	at Middle Tennessee	L 73-85	5411
Blocks per game	4.1	4.1	* 02/06/16	at UAB	L 67-104	6211
ATTENDANCE	10622	69267	* 2/11/16	UTSA	W 79-73	933
Home games-Avg/Gam	10-1062	16-4329	* 2/13/16	UTEP	L 82-89	1254
Neutral site-Avg/Game	-	3-0	* 2/18/16	at Rice	L 85-90	1400
			* 2/20/16	at North Texas	L 62-70	1466
			* 2/27/16	FIU	L 63-71	0

* - Conference game