



OFFICIAL ASTROS

MEDIA GUIDE

2024 SEASON ————— RELENTLESS



HOUSTON★ASTROS 2024 SCHEDULE

MARCH-APRIL

SUN	MON	TUE	WED	THU	FRI	SAT
				28 3:10 NY	29 7:10 NY	30 6:15 NY
31 1:10 NY	1 7:10 RF	2 7:10 RF	3 7:10 RF	4	5 7:05 T	6 6:05 T
7 6:10 T	8 7:05 T	9 6:40 KC	10 6:40 KC	11 1:10 KC	12 7:10 T	13 3:05 T
14 1:10 T	15 7:10 A	16 7:10 A	17 1:10 A	18	19 5:45 W	20 3:05 W
21 12:35 W	22	23 6:40 C	24 6:40 C	25 1:20 C	26	27 5:05 CR
28 3:05 CR	29	30 7:10 C				

MAY

SUN	MON	TUE	WED	THU	FRI	SAT
			1 7:10 C	2 7:10 C	3 7:10 S	4 6:15 S
5 1:10 S	6	7 6:05 NY	8 6:05 NY	9 4:05 NY	10 5:40 D	11 5:10 D
12 12:40 D	13 7:10 A's	14 7:10 A's	15 7:10 A's	16 7:10 A's	17 7:10 O	18 6:10 O
19 1:10 O	20 7:10 A	21 7:10 A	22 1:10 A	23	24 8:40 A's	25 3:07 A's
26 3:07 A's	27 8:40 S	28 8:40 S	29 8:40 S	30 3:10 S	31 7:10 C	

JUNE

SUN	MON	TUE	WED	THU	FRI	SAT
						1 3:10 C
2 1:10 C	3 7:10 S	4 7:10 S	5 1:10 S	6	7 8:38 A	8 9:07 A
9 3:07 A	10 8:45 S	11 8:45 S	12 2:45 S	13	14 7:10 D	15 3:10 D
16 1:10 D	17	18 7:10 S	19 7:10 S	20 1:10 S	21 7:10 C	22 3:10 C
23 1:10 O	24	25 7:10 CR	26 1:10 CR	27	28 6:10 M	29 3:10 M
30 12:40 M						

JULY

SUN	MON	TUE	WED	THU	FRI	SAT
1 2:07 RF	2 6:07 RF	3 6:07 RF	4 12:07 RF	5 7:10 C	6 1:10 C	
7 1:10 C	8	9 7:10 M	10 7:10 M	11 7:10 M	12 7:10 T	13 3:10 T
14 1:10 T	15	16 ALL-STAR GAME	17	18	19 9:10 S	20 8:40 S
21 3:10 S	22 8:40 A's	23 8:40 A's	24 2:37 A's	25	26 7:10 LA	27 6:10 LA
28 1:10 LA	29 7:10 P	30 7:10 P	31 7:10 P			

AUGUST

SUN	MON	TUE	WED	THU	FRI	SAT
				1	2 7:10 TB	3 6:15 TB
4 1:10 TB	5 7:05 T	6 7:05 T	7 1:35 T	8	9 6:10 R	10 3:10 R
11 12:35 R	12 5:50 TB	13 5:50 TB	14 5:50 TB	15	16 7:10 S	17 6:10 S
18 1:10 S	19 7:10 R	20 7:10 R	21 1:10 R	22 6:15 C	23 6:05 C	24 3:05 C
25 12:35 C	26 5:40 P	27 5:40 P	28 3:05 P	29 7:10 KC	30 7:10 KC	31 6:10 KC

SEPTEMBER

SUN	MON	TUE	WED	THU	FRI	SAT
1 1:10 KC	2 3:10 C	3	4 5:40 C	5 12:10 C	6 7:10 A	7 3:10 A
8 1:10 A	9	10 7:10 A's	11 7:10 A's	12 1:10 A's	13 8:38 A	14 8:38 A
15 3:07 A	16 8:40 SD	17 8:40 SD	18 5:40 SD	19 7:10 A	20 7:10 A	21 6:10 A
22 1:10 A	23 7:10 S	24 7:10 S	25 1:10 S	26	27 6:10 C	28 5:10 C
29 2:10 C	30					


SCHEDULE AS OF 1/8/2024
SUBJECT TO CHANGE

HOME

FRIDAY NIGHT
PITCHER

AWAY

MEANS CITY
SERIES



ON THE COVER

The 2024 Houston Astros enter the season with a star-studded roster that features an incredible 10 former All-Stars. The group is looking to continue the club's Golden Era, which stretches back to the 2015 season, and includes eight postseason appearances, four American League pennants and two World Series championships (2017, 2022).

Franchise icon and star second baseman **Jose Altuve** is the only player remaining from all eight of those postseason runs. He returns to the Astros Media Guide cover for the 10th time in his career (also, 2013, 2015-19, 2021-24) and the fourth consecutive. Altuve is already an eight-time All-Star, which is a franchise record, topping Hall of Famer Craig Biggio (seven selections).

A 2023 All-Star, left fielder **Yordan Alvarez** returns to the Astros Media Guide cover for the third time in his career (also, 2020, 2023). He is coming off a 31-homer season, giving him 30-plus homer seasons in each of the last three years (2021-23).

Perennial MVP contender and the Astros third baseman **Alex Bregman** is making his fourth appearance on the cover (also, 2019, 2021, 2023). Bregman has played in seven full Major League seasons and has reached the American League Championship series in all seven of those years.

Outfielder **Kyle Tucker** is making his third appearance on the Astros Media Guide cover (also, 2021-22). Tucker had a fantastic 2023 season, in which he was an American League All-Star, the Astros Team MVP, a Silver Slugger Award winner and a finalist for a Gold Glove Award.

TABLE OF CONTENTS

All-Star Games	452
1968 All-Star Game	452
1986 All-Star Game	453
2004 All-Star Game	454
All-Star Selections	430
All-Time Roster	433
Attendance Records	416
Astros Attendance in Houston	418
Astros Attendance on the Road	418
Home Series Attendance	417
Monthly Attendance	416
Team Series Attendance	418
Top 10 Postseason Home Crowds	419
Top 25 Reg. Season Home Crowds	419
Year-by-Year Attendance	416
Awards	
BBWAA Awards	426
Gold Glove Award Winners	428
MVP Winners	427
Pitchers of the Month	428
Player Development Awards	264
Players of the Month	428
Batting Records	
Hitting Streaks	400
Individual Batting	378
Season and Career Top 10	392
Single-Season Leaders by Position	423
Team Batting	383
Year-by-Year Individual Leaders	396
Year-by-Year Team Statistics	398
Best Win-Loss Records by Game	415
Birthdays	260
Broadcasters	
Current	468
Historical	366

Coaching Staff	
All-Time Roster	433
Current Staff	35
Communications Staff	471
Community	2
Astros Foundation	4
Astros Youth Academy	6
Community Leaders	5
Doubleheaders All-Time	412
Fielding Records	
Individual Records	388
Team Fielding	389
Front Office	9
Staff Directory	10
Executive Bios	15
History and Records	343
Houston's Major League History	352
Retired Numbers	344
Stadium History	363
Uniform History	364
Home Runs	
Double-Digit Rookie Homers	400
Grand Slams	403
Inside-the-Park Home Runs	408
Walk-Off Home Runs	407
Last Time It Happened	372
Last Trade With	444
League Leaders	409
Managerial History	414
Media Information	463
Media Wall of Honor	368
Minute Maid Park	473
Ballpark Information	474
By the Numbers/Dimensions	478
Construction Facts	478

Home Run Distance Leaders	445
Leaders	444
Seating Diagram	480
Obituaries, 2023	311
Opening Day	
Game Results	420
Lineups	421
Opponents	313
Orbit	8
Pinch-Hitting Records	387
Pitching Records	
20-Game Winners/No-Hit Games	411
Individual Pitching	381
Team Pitching	385
Season and Career Top 10	394
Year-by-Year Individual Leaders	397
Year-by-Year Team Statistics	399
Player Biographies	53
Postseason Game Logs	448
Rookie Records	
Batting/Pitching	387
Rules	
Media Guidelines	466
MLB Retractable Roof Guidelines	479
Scouting and Player Development	261
Affiliate Directory	262
Minor League Coordinators	266
Minor League Players	268
Scouting Staff	266
Season in Review, 2023	299
Spring Training	455
Sweeps Charts	413
Win-Loss Records	389
Year-by-Year Results	414

ALL RIGHTS RESERVED, COPYRIGHT 2024, HOUSTON ASTROS BASEBALL

The Houston Astros official 2024 Media Guide was printed on Feb. 22, 2024. It was prepared by the Astros Communications Department with information available by that date. Statistics were generated by the Major League Baseball, MLB.com, MiLB.com, Baseball-Reference.com, the Elias Sports Bureau, STATS, Inc., and Fangraphs.com. For more information and updates on materials, please contact the Astros Communications dept.

Editor: Steve Grande

Editorial Assistance: Anita Sehgal, Gene Dias, Rachel Caton, Meshach Sullivan, Ryan Posner, Jacob Hable, Edwin Perez

Cover, Interior and Additional Graphics:

Anita Sehgal, Jason Wooden, Alex Herko, Ruben Valdez, Jake Chambers, Sarah White, Larry Provitt

Photography: Evan Triplett, Rankin White, Getty Images, Major League Baseball

Printing: Absolute Color

ASTROS IN THE COMMUNITY

OVERVIEW

The Astros Foundation and Community Relations team manage a wide variety of community and charitable programs that focus on supporting youth baseball and softball, honoring members of our nation's military and veterans, aiding in the fight against childhood cancer, and helping address pervasive issues in our society such as homelessness and domestic violence. These efforts are an investment in the Houston community and speak to a culture of giving back that touches every facet of the Astros organization.

The 2023 season was a very successful one for the Astros Foundation, with \$6.7 million donated to Houston area community programs and nonprofits over the year. Over 3,800 Astros Foundation volunteers served at over 550 community events, totaling over 24,000 of volunteer hours. Overall, the Astros Foundation served over 95 non-profit partners in a variety of ways during 2023.

A cornerstone of the Astros Foundation is the Astros Youth Academy, which offers local youth an opportunity to learn about and experience the game of baseball and softball. In 2023, the Astros Youth Academy softball team and Astros Youth Academy Senior Baseball team both won MLB Reviving Baseball in Inner Cities World Series Championships.

Each year, the Astros Foundation continues to grow the Community Leaders program, which provides young baseball and softball players with the environment and resources they need to develop mentally and physically.

Through fundraising and volunteer efforts, the Astros Foundation supports many local non-profits, dedicating thousands of volunteer hours each year.

In 2017, the Astros Foundation was awarded the Allan H. Selig Award for Philanthropic Excellence, Major League Baseball's highest recognition of the charitable efforts of its clubs, for the Astros Community Leaders program.

To learn more about the Astros Foundation and community programs, please visit www.astros.com/community or www.astros.com/foundation. Also follow along on social media, on Twitter: @AstrosCares, Facebook: Facebook.com/AstrosFoundation and Instagram: astrosfoundation.



ASTROS IN THE COMMUNITY

ASTROS ITEMS

The Astros' commitment to our community includes assisting qualified local 501(c)(3) nonprofits with their fundraising efforts through in-kind donations, including promotional or autographed items, tickets or ballpark related in-kind experiences. All requests must be made online. Information is available at Astros.com/community.



ASTROS PLAYER, ALUMNI AND FRONT OFFICE APPEARANCES

Astros players, alumni, owners and executives make a select number of appearances throughout the year. Businesses and groups who wish to request an appearance by an Astros player, alumnus or front office member should complete and submit an appearance application at least four to six weeks prior to the proposed event. The application should include detailed information on the event including specific date, time, exact location of the appearance, how many people will be in attendance and the purpose of the event. The Astros online appearance request forms are available at www.astros.com/community.



ASTROS IN THE COMMUNITY

ASTROS COACHING STAFF

HOUSTON ASTROS

SCOUTING & PLAYER DEVELOPMENT

2023 SEASON IN REVIEW

2024 OPPONENTS

HISTORY & RECORDS

SPRING TRAINING

MEDIA INFORMATION

MINUTE MAID PARK

THE ASTROS FOUNDATION

The Astros Foundation is the official 501(c)(3) team charity of the Houston Astros. We seek to harness the passion of our fans to support youth sports and education programs, the recognition/honor of our nation's military, childhood cancer and domestic violence awareness and efforts to reduce homelessness. Our cornerstone initiatives include the Community Leaders program, the Astros MLB Youth Academy and the Astros RBI Program (Reviving Baseball in Inner Cities).



The Astros Foundation hosts several marquee events throughout the year, including the Diamond Dreams Gala, LG Homes Share2Care 50/50 Raffle, The MVP Series, the Astros Foundation Charity Broadcast and more.



ASTROS COMMUNITY LEADERS

MLB Commissioner Rob Manfred and Astros Owner and Chairman Jim Crane with the Allan H. Selig Award for Philanthropic Excellence, which was awarded to the Astros Community Leaders program in 2017.



Developed by Astros Owner and Chairman Jim Crane, the Community Leaders program seeks to provide the next generation of young athletes with the environment and resources they need to develop physically and mentally. Baseball and softball teach young players the importance of teamwork, perseverance and commitment, principles that will serve them not only on the field, but throughout their lives.

The Community Leaders program has grown significantly since its inception in 2013. Through the help of its generous corporate partners, the program now impacts thousands of children and their youth baseball and softball leagues throughout the city, providing additional resources, instructional player and coaching clinics, infrastructure enhancements, uniforms and equipment. The Community Leaders program has expanded its footprint and scope to include established community centers and youth programs throughout Greater Houston, and down to Uvalde, Texas, and provides tens of thousands of uniforms and equipment to children at no cost.

For its efforts, the Community Leaders program received the 2017 Allan H. Selig Award for Philanthropic Excellence, Major League Baseball's highest honor for the charitable efforts of its clubs.



ASTROS IN THE COMMUNITY

ASTROS COACHING STAFF

HOUSTON ASTROS

SCOUTING & PLAYER DEVELOPMENT

2023 SEASON IN REVIEW

2024 OPPONENTS

HISTORY & RECORDS

SPRING TRAINING

MEDIA INFORMATION

MINUTE MAID PARK

ASTROS YOUTH ACADEMY

2801 VICTORY DRIVE, HOUSTON, TX 77088

The Astros Youth Academy is the cornerstone of the Astros Foundation with the initiative to provide youth baseball and softball to the young athletes in the Greater Houston Area. The Academy's experienced staff serve over 20,000 participants providing free baseball and softball instruction, life-skills training, academic support, and initiatives to young athletes year-round. The Astros Youth Academy staff plays a vital role in the expansion and development of the Foundations' Community Leader program.

The Academy is also home to the Houston Astros RBI program and host summer camps and year-round clinics. Astros RBI is in its 11th year as an Astros Foundation-run program. The Astros RBI program has established a legacy of success nationally, particularly the Astros RBI Softball Team, which has won four recent MLB RBI World Series titles (2018, 2019, 2021 and 2023). The Astros RBI Senior Boys advanced to the MLB RBI World Series in 2014, 2015, 2016, 2017, 2022 and in 2023, finally broke through to win their first World Series title. The Junior Boys also advanced to this prestigious event in 2015, 2016, 2017 and 2018.

Since 2014, over 200 RBI members have received baseball or softball opportunities to continue playing at the collegiate level, with 33 AYA members receiving baseball/softball college opportunities in 2023. Since 2015, 11 RBI members have been drafted by Major League Baseball teams, including the Astros first round draft pick in the 2023 MLB Draft, shortstop Brice Matthews.



ASTROS FOUNDATION IN 2023

The 2023 season was a very successful one for the Astros Foundation, as \$6.7 million was donated to various Houston community programs.

The 2023 Astros Foundation Charity Game was once again a successful event for the Astros, as over \$900,000 was raised, with the proceeds from the telecast benefitting B.I.G. Love Cancer Care, Candlelighters, The Sunshine Kids, Texas Children's and other childhood cancer related organizations.

The Astros Foundation also put on the Diamond Dreams Gala presented by Chevron in November of 2023, a wonderful night of fundraising for the Astros Foundation and New Hope Housing, an organization combatting homelessness by providing housing and support services for those in need. The event featured a fantastic dinner, live and silent auctions and a concert by singer/producer SEAL.

Astros players pride themselves on giving back to the community, and many did so in 2023 through player-led initiatives. Astros shortstop Jeremy Peña started Peña's Pals, celebrating kids and their development in academics, character building and making healthy choices at each Friday home game in 2023. First baseman José Abreu prioritized mental health awareness, partnering with Happy Jack and NAMI Greater Houston to raise mental health awareness and participate in the NAMI Greater Houston Walk. Pitcher Phil Maton had Maton Mondays, where he and his wife Katelynn welcomed kids battling life-threatening illnesses to Minute Maid Park and provided a special on-field experience pregame, tickets to the game and a shopping spree at the Astros Team Store. Astros pitchers Framber Valdez and Hector Neris teamed up to host a fan appreciation bowling event to benefit nonprofits in Houston and back in their native Dominican Republic. Third baseman Alex Bregman continued his work with his nonprofit Bregman Cares, helping those in need and highlighting autism awareness. Finally, Jose Altuve, Kyle Tucker and Lance McCullers Jr. hosted the fifth annual "Team Up" event, with the funds raised benefitting causes the trio are passionate about, including animal rescue efforts, hospice care, children's charities and more.

The Astros Foundation could not have had the success they did in 2023 without World Champion Volunteers, a group of over 3,843 that served over 24,162 hours at 551 events for over 96 partner organizations.

Additionally, in February of 2023, the Astros Foundation and Minute Maid Park hosted the first Cactus Jack HBCU Classic, a round-robin collegiate baseball tournament featuring six Historically Black Colleges and Universities.



ASTROS IN THE COMMUNITY

ASTROS COACHING STAFF

HOUSTON ASTROS

SCOUTING & PLAYER DEVELOPMENT

2023 SEASON IN REVIEW

2024 OPPONENTS

HISTORY & RECORDS

SPRING TRAINING

MEDIA INFORMATION

MINUTE MAID PARK



ORBIT

00 MASCOT

Height: Can you really put a measurement on FUN?

Weight: A lot less in outer space

Species: Homerunus Spectacularus

Birthplace: Foul Territory of the Grand Slam Galaxy

Age: How long is a light-year?

Since rejoining the team in 2012 as the official mascot of the Houston Astros, Orbit has quickly become one of the most popular mascots in baseball and all of sports! During pregame, you can often find him giving a fun Astros "welcome" to top athletes, entertainers and dignitaries from around the world. During the game itself, be on the lookout for some of Orbit's signature shenanigans which can happen on the field or even right next to you in the stands.

Whether it's on the dugout, in the stands or on the field, Orbit's hilarious hijinks have garnered attention from some of the world's top media outlets, including ESPN, MLB Network, FOX Sports, CBS Sports, SB Nation, Yahoo! Sports, The Huffington Post, USA Today, E! Online, MTV, and GQ Magazine to name a few! Many of these performances can be found online, where their respective videos have collectively garnered nearly two billion views.

Orbit's contributions don't stop on the field. In the community, Orbit makes nearly 300 appearances a year!

These include everything from public appearances such as community festivals and parades, to private events such as corporate events and birthday parties. Orbit also has been known to participate in a number of promotional stunts throughout the year, including taking on the BP MS 150 bike ride from Houston to Austin, rappelling down the side of the Four Seasons hotel, and tag-teaming events such as the Houston Marathon and the Cypress Triathlon with other Houston-area mascots. Additionally, Orbit offers a series of educational assembly shows geared toward elementary schools that cover topics such as literacy, anti-bullying, having character, making smart choices during Red Ribbon Week, STEM and preparing for the STAAR test.

In 2019, Orbit joined the team on their trip to Monterrey, Mexico, as they played the Los Angeles Angels as a part of MLB's International Series. This was Orbit's fourth international trip, including a trip to Japan (2014) and Mexico (2016) and Taiwan (2018).

In 2017, Orbit released his very first children's book, *Orbit's First Day of School!* The book covers topics such as making new friends, how to handle bullies, embracing differences, celebrating strengths and practicing respect. They are available for purchase exclusively at the Astros Team Store at Minute Maid Park.

Orbit will enter the 2024 season as the reigning MLB Mascot of the Year after taking home the honor in 2023.

BROADCAST NOTES

- He's a two-time World Series Champion!
- Starred in an ESPN "This Is SportsCenter" commercial.
- Has been named the Best Mascot in Houston by the Houston Press on three occasions.
- Was named MLB's Mascot of the Year in 2023.
- Is a three-time nominee of MLB.com's "Greatness in Baseball Yearly Awards" (GIBBYs).
- Is a two-time winner of the GameOps.com "Best Mascot" Award.
- Selected as the only mascot to represent MLB's All-Star team in the 2014 Japan All-Star Series and the only mascot to represent MLB in the Inaugural MLB Cub in Taiwan.
- Was the winner of the inaugural "Mascot Madness" contest by Yahoo! Sports.
- Voted "Sexiest Alien Alive" by Extraterrestrial Magazine.

ORBIT APPEARANCES

Book Orbit for your next event! He does school shows birthdays, corporate events, Bar-Mitzvahs, sorority inductions, surprise haircuts and potty-training celebrations just to name a few!

For more information, please call 713-259-8303 or visit Astros.com/Orbit. You can also find Orbit on Facebook, Twitter, and Instagram @OrbitAstros!

2024 SEASON

ASTROS FRONT OFFICE



HOUSTON★ASTROS

RELENTLESS

ASTROS FRONT OFFICE STAFF DIRECTORY

EXECUTIVE OFFICE

Owner and Chairman.....	Jim Crane
Senior Vice President, Business Operations	Marcel Braithwaite
Senior Vice President, Corporate Partnerships	Matt Brand
Senior Vice President, Executive Operations	Jared Crane
Senior Vice President, Community Affairs and Executive Director, Astros Foundation	Paula Harris
Senior Vice President, Affiliate Business Operations.....	Creighton Kahoalii
Senior Vice President, General Counsel & President of Astros Golf Foundation	Giles Kibbe
Senior Vice President, Marketing and Communications.....	Anita Sehgal
Senior Vice President, Chief Financial Officer.....	Michael Slaughter
Vice President, Operations	Thomas Bell
Vice President, Accounting.....	Abby Brantley
Vice President, Tax.....	Vito Ciminello
Vice President, Communications	Gene Dias
Vice President, Stadium Operations.....	Bobby Forrest
Vice President, Information Technology	Chris Hanz
Vice President, Foundation Development	Marian Harper
Vice President, Business & Baseball Operations	Connor Huff
Vice President, Merchandising and Retail Operations.....	Tom Jennings
Vice President, Ticket Sales & Services.....	P.J. Keene
Vice President, Finance.....	Doug Seckel
Vice President, Human Resources	Jennifer Springs
Vice President, Event Sales and Operations.....	Stephanie Stegall
Vice President, Business Strategy and Analytics	Jay Verrill
Vice President, Marketing.....	Jason Wooden
Paralegal	Jessi Merlo
Legal Specialist.....	Siddiq Smith
Executive Assistants	Eileen Colgin, Mary Kate Hail
Administrative Assistant	Brittany Redeaux

BASEBALL OPERATIONS

General Manager.....	Dana Brown
Assistant General Manager.....	Andrew Ball
Assistant General Manager.....	Charles Cook
Assistant General Manager.....	Gavin Dickey
Senior Advisor, Ownership & Baseball Operations.....	Jeff Bagwell
Special Assistant to the GM.....	Russ Bove
Special Assistant to the GM.....	Will Sharp
Senior Director, Player Development & Performance Science.....	Jacob Buffa
Senior Director, Player Personnel	Matt Hogan
Director, Latin American Operations	Caridad Cabrera
Director, Baseball Operations	Anthony Cacchione
Director, Minor League Operations	Derrick Fong
Assistant Director, Player Personnel	Aaron DelGuidice
Manager, Dominican Republic Facilities Operations.....	Jessica Ben
Manager, Team Travel	Juan Huitron
Manager, Baseball Technology	Seth Nadel
Manager Player Development.....	Cristian Perez
Manager, Baseball Administration	Christina Rey
Manager, Minor League Operations.....	Rafael Soto
Manager, Minor League Housing and Logistics.....	Ana Rodés
Coordinator, Advance Scouting	Zach Loewenberg
Coordinator, Advance Scouting	Kyle Ruedisili
Coordinator, Advance Scouting & Player Personnel.....	Holden Mayberry
Coordinator, Baseball Operations.....	Connor Dwyer, Natan Cristol-Deman
Coordinator, Major League Video and Advance Scouting	Sam Nasci
Coordinator, Player Personnel	Lauen Taplin
Spanish Translator & Assistant, Advance Scouting.....	Jenloy Herrera
Analyst, Performance Science.....	Bradley Moore, David Pajon
Engineer, Performance Science.....	Michael Pozzi
Special Advisor, Player Development	Jay Bruce, John Valentin, Chuckie Caufield
Assistant, Latin American Operations.....	Elizabeth Nunez
Special Advisor to Baseball Operations & Community Outreach Executive	Craig Biggio, Enos Cabell

BASEBALL OPERATIONS, RESEARCH AND DEVELOPMENT

Senior Director, Research and Development	J.J. Ruby
Assistant Director of Research, Research and Development.....	Adam Brodie
Senior Analyst, Research and Development	Ryan Ferguson
Senior Architect, Research and Development.....	Danny Friedheim
Manager, Technical Product, Research and Development.....	Perla Villareal
Manager, Software Development	Kenneth Krampota
Senior Developer, Research and Development.....	Jason Christian
Senior Front-End Developer, Research and Development.....	Charlie Young
Senior Machine Learning Engineer, Research and Development	Kristen Mori
Data Engineer, Research and Development.....	Jonathan Sandell, Nicole Lopes
Analyst, Research and Development	Max Bay, Connor Kurcon, Arjun Ravikumar, Diego Martinez
Front-End Developer, Research and Development	Matt Bateman, Jacky Chen

AMATEUR SCOUTING

Senior Director, Amateur Scouting	Deric Ladnier
Director, Amateur Scouting	Cam Pendino
Assistant Director, Domestic Scouting	Evan Brannon
Manager, Amateur Scouting	Ryan Courville
Senior Scouting Advisor	Charlie Gonzalez
Associate Analyst, Amateur Scouting	Nick Arrivo
Central Senior Scouting Supervisor.....	James Stevenson
Coordinator, Amateur Scouting	TJ Tullis Jr.
Coordinator, Scouting Information.....	Kyle Connell
Special Assignment Scout.....	De Jon Watson

INTERNATIONAL SCOUTING

Director, International Scouting	Brian Rodgers
Assistant Director, International Scouting	Raymon Sanchez
Manager, International Scouting	Catherine Fields
Analyst, International Scouting.....	Camron Shipley
Coordinator, International Scouting.....	Ricardo Lizarraga

BROADCASTING

Manager, Broadcasting	Ginny Grande
TV Announcers	Geoff Blum, Todd Kalas
Radio Announcers.....	Robert Ford, Steve Sparks
Spanish Radio Announcers.....	Francisco Romero, Alex Treviño
Radio Producer/Engineer	Matt Boltz

BUSINESS OPERATIONS

Senior Director, Risk Management.....	Monica Rusch
---------------------------------------	--------------

BUSINESS STRATEGY AND ANALYTICS

Analyst, Business Strategy and Analytics.....	Justin David
---	--------------

CLUBHOUSE

Clubhouse and Equipment Manager	Carl Schneider
Visiting Clubhouse Manager	Steve Perry
Umpires Attendant	Corey Gallagher
Home Clubhouse Attendants	David Burd, Stacy Gallagher, Jake Kucherka
Visiting Clubhouse Attendants.....	Chuck New
Director, Security-Team Operations.....	Armando Jurado
Manager, Florida & Minor League Clubhouse Operations	Trevor Morris
Assistant, Florida Clubhouse Operations.....	Ben Cusac

COMMUNICATIONS

Director, Communications	Steve Grande
Manager, Business Communications	Rachel Caton
Senior Coordinator, Communications.....	Meshach Sullivan
Coordinator, Communications	Ryan Posner

ASTROS
FRONT OFFICEASTROS
COACHING STAFFHOUSTON
ASTROS

SCOUTING & ANALYTICS

PROFESSIONAL
IN REVIEW2024
OPPONENTSHISTORY &
RECORDSSPRING
TRAININGMEDIA
INFORMATIONMINUTE MAID
PARK

COMMUNITY AFFAIRS, ASTROS FOUNDATION, ASTROS YOUTH ACADEMY

Director, Astros Youth Academy	Daryl Wade
Manager, Astros Youth Academy	Duane Stelly
Coordinator, Community Relations and Astros Foundation	Andrew McMullin
Coordinator, Astros Youth Academy	Megan Hays
Coordinator, Special Projects	James Drexler
Community Outreach Executive	Jose Cruz

CORPORATE PARTNERSHIPS

Senior Director, Corporate Partnership Sales	Matt Richardson
Director, Corporate Partnerships	Jimmy Comerota, Melissa Hahn, Keisha Henderson
Director, Business Development	Kyle McLaughlin
Senior Manager, Corporate Partnership	Chris Leahy
Senior Strategic Account Manager, Corporate Partnerships	Craig Bristow
Account Manager, Corporate Partnerships	Cam Copeland, Brittany Bivens, Jake Sims, Amiri Johnson
Coordinator, Corporate Partnership	Makinley Gay

ENGINEERING, SECURITY AND STADIUM OPERATIONS

Director, Security	Roy Pippin
Coordinator, Security	Kendrick Jenkins
Director, Safety	Jimmy Hockett
Senior Manager, Stadium Operations	William Connaught
Senior Manager, Parking	Gary Rowberry
Manager, Engineering	Orlando Mendenhall
Engineering Supervisor	Johnny Burton
Supervisor, HVAC	Cesar Ramirez Sr.
Supervisor, HVAC/Maintenance	Michael Seighman
Specialist, Carpentry	Kevin Chap
Specialist, Painting	Juan Gonzalez, Marset Mitchner, Miguel 'Angel' Hernandez
Technicians, Engineering	Seth Foreman, Keanu Hernandez, Jamal Green

FINANCE

Senior Manager, Payroll	Michelle Ober
Manager, Accounting	Michael Harrington
Manager, Finance	Brad Russell
Manager, Payroll	Jessica Brooks
Senior Accountant	Cal Meyers
Staff Accounting	Brooke Taylor, Kaitlyn Stavinoaha

GOLF FOUNDATION

Vice President, Revenue	Brian White
Director, Tournament	Monica Whitt
Manager, Volunteer & Charities	Jaclyn Escareno
Manager, Operations	Nate Goldsneider
Coordinator, Tournament	Brian Levy
Staff Accountant	Brooke Taylor

GROUNDS CREW

Director, Field Operations	Izzy Hinojosa
Assistant Groundskeeper	James Vaughn
Groundskeeper	Mike Lidecker, Sixto Zapata

GUEST SERVICES AND TOURS

Senior Director, Guest Services	Michael Kenny
Director, Guest Services	Kristen Lundgren
Coordinator, Tours	Patrick LaPadula

HUMAN RESOURCES

Senior Director, Human Resources	Edna Chan Troncoso
Manager, Human Resources	Daniella Recio
HR Technology Analyst	Heather Kuehn
Administrator, Human Resources	Holly Brewer
Administrator, Bilingual Benefits	Cynthia Cepeda
Representative, Human Resources	Kamryn Hampton
Human Resources Business Partner	Aurelia Silva

INFORMATION TECHNOLOGY

Senior Director, Applications and Data	Chris Josefy
Director, Project Management	Karambir Kalsi
Director, Infrastructure	Matt Mistic
Manager, Service Desk	Anna Rouhana
Senior Technical Analyst	Jonathan Viernes
Analyst, Data & Security	Susan Godfrey
Specialist, A/V	Chad Carden
IT Client Support	Chris Fuentes, Merlin Griggs, Kenneth Taylor Jr., Eric De La Cruz

MARKETING

Senior Director, Fan Experience	Chris Garcia
Senior Director, Content	Alex Herko
Director, Advertising and Digital Marketing	Daniel Klimpel
Director, Brand Engagement	Richard Tapia
Senior Manager, Entertainment Marketing	Kyle Hamsher
Senior Manager, Graphics and Marketing Projects	Larry Provitt
Senior Manager, Production Producer	Garret Young
Manager, Promotions & Events	Hannah Lehle
Manager, Brand Engagement	Meehee Kim
Manager, Photography	Evan Triplett
Manager, Video Content	Michael Eng
Associate Technical Director	Ali Burks
Senior Graphic Designer, Content	Ruben Valdez
Content Graphic Designers	Jake Chambers, Sarah White
Team Photographer	Rankin White
Senior Coordinator, Promotions and Events	Carolyn Scherpe
Coordinator, Digital Marketing	JJ Leal
Coordinator, Entertainment	Chad Promise
Coordinator, Production	Katherine Arata
Coordinator, Promotions and Events	Dusti Loreant
Coordinator, Social Media	Hannah Muery, Mia Veliz
Coordinator, Brand Engagement	Armando Lugo
Producer, Content	Zach Woolley

MEDICAL STAFF

Director, Sports Medicine & Performance	Adam Decker
Head Athletic Trainer and Head Physical Therapist	Jeremiah Randall
Major League Assistant Athletic Trainer	Eric Velazquez
Major League Assistant Athletic Trainer/Physical Therapist	Taylor Witzcak
Major League Assistant Athletic Trainer	John Gregorich
Major League Head Strength and Conditioning Coach	Hazael Wessin
Major League Assistant Strength and Conditioning Coach	Zach Reding
Massage Therapist	Brad Stone
Major League Dietitian	Geordan Stapleton
Major League Mental Health & Performance Provider	Laura Ramos
Minor League Rehabilitation Coordinator	Brian Faller
Minor League Nutrition Coordinator	Tara Boening
Minor League Medical Coordinator	Brandon Zumbach

RETAIL AND MERCHANDISING OPERATIONS

Director, Merchandising	Brandon Pemble
Senior Buyer	Josiah Gallow
Senior Manager, Retail Operations	Brandon Puls
Store Manager, Retail Operations	Micah Arceneaux
Manager, Warehouse	Ada East
Coordinator, Office Services	Shelton Sterling
Assistant Manager, Retail Operations	Marcos Salinas

SPECIAL EVENT SALES AND OPERATIONS

Director, Special Events	Alexandria Price
Manager, Special Events	Bridgette Fries
Account Executive, Special Events	Blake Mullen
Representative, Special Events	Kiyah Hays
Coordinator, Special Events	Jordan Julmis



TICKET SALES AND SERVICES

TICKET OPERATIONS:

Senior Manager, Ticket Technology and Solutions	Trevor Purvis
Senior Manager, Box Office and Ticket Services.....	Marcus Barefield II
Representative, Ticket Operations	Ray Cervenka
Account Executive, Ticket Sales.....	Ashli Henk, Austin Potts, Hugo Cortes Batista, Jacob Padelski
.....	Juwan Hill, Pablo Ortiz, Sammy Piazza, Shaki Wilson, Thomas Avalos
Business Development Assistants.....	Colleen H. Westwood, Grayson Tillman, Angie Lowery, Monica Vasquez

PREMIUM SERVICES:

Manager, Premium Sales and Services	Christian Duda
Manager, Premium Suites	Greg Van Sickler
Manager, Season Ticket Services	Michael Hurley
Senior Account Manager, Season Ticket Services.....	Jeff Troncoso
Account Manager, Season Ticket Services	Marcie Mendoza, Erik Robertson, Sarah Salibo Wheeler

GROUP SALES:

Director, Group Sales.....	Mariza Lerma
Senior Account Executive, Group Sales.....	Brent Broussard
Account Executive, Group Sales.....	Olivia Podaras, Ryan Veinotte

SEASON TICKET SALES:

Director, Season Ticket Sales	Adam Martelli
Manager, Season Ticket Services	Michael Hurley
Account Executive, Season Ticket Sales	Adlai Koeppe

PREMIUM SALES:

Manager, Premium Sales and Services	Christian Duda
Senior Account Executive, Premium Sales	Juan Guerrero
Account Executive, Premium Sales	Brandon Corporale



JIM CRANE

OWNER & CHAIRMAN

On Nov. 17, 2011, Major League Baseball unanimously approved the purchase of the Houston Astros by a group headed by Houston businessman Jim Crane, marking the beginning of a new era of Astros baseball.

As Owner and Chairman, Jim Crane hit the ground running upon taking control of the Astros in 2011 by immediately putting his plan to rebuild the franchise into action. As a highly successful businessman in Houston and former standout college pitcher, Jim's credentials made him the perfect choice to build a winning team both on and off the field in Houston.

From the start, Jim was clear about his goals: to make the Astros a ballclub that can have sustained success at the Major League level by building a top-notch farm system and to provide Astros fans with an outstanding experience at Minute Maid Park.

In just six years, Jim Crane took the Astros from worst to first in spectacular fashion. Houston's farm system, which was ranked as one of the worst in baseball in 2011, recovered in a three-year span to be ranked as the best in baseball in 2014. Since then, that same farm system has produced multiple Major Leaguers and everyday players and has given the Astros the ability to pull off multiple trades, all signed off on by Crane, including the acquisitions of Justin Verlander in 2017, Gerrit Cole in 2018 and Zack Greinke in 2019.

Buoyed by promotions and acquisitions, the Major League club went from a 111-loss season in 2013 to ultimately winning its first World Series Championship in 2017. The club has continued to produce at the highest level, as the Astros posted 100-plus win seasons in four of the last seven years (did not reach the mark in 2020 due to a shortened season because of the COVID-19 pandemic). Not only have the Astros reached the postseason each of the last seven seasons, but they have advanced to the ALCS in all seven of those years, becoming the first team in AL history to advance to seven straight ALCS. In 2019, the Astros set a franchise record with 107 regular season wins and won the American League pennant. In 2022, the Astros won their second World Series title, going 11-2 (7-0 through the ALDS and ALCS) as they rolled through the postseason after winning their fifth American League West Division title and fourth American League pennant in six seasons. Last season in 2023, the Astros won their sixth American League West Division title and advanced to their seventh straight ALCS. Overall, four of the club's five World Series trips, including both the 2022 and 2017 World Series Championships, have come under Crane's ownership.

In order to make the experience at Minute Maid Park one of the best in baseball, the Astros have made several large-scale renovations to the ballpark under Jim's leadership. The multi-million-dollar investment in center field, the addition of the Astros Hall of Fame Alley, the renovations and enhancements to the ballpark's suites, an upgrade to the video board and ribbon boards in the stadium, along with a new Team Store in center field are the most recent innovative updates that showcase Jim's commitment to making Minute Maid Park a great destination for fans of all ages.

Jim recognized the need for a new Astros Spring Training facility and successfully moved the team to West Palm Beach in 2017, where players and fans now enjoy a first-class, state-of-the-art facility, Ballpark of the Palm Beaches. Through a partnership, Jim also purchased an office building five miles from the Spring Training facility and had it redeveloped into a Hilton Garden Inn branded hotel which serves the public as well as Astros players, staff and families.

He also successfully brokered the purchase of the Double A Corpus Christi Hooks in 2015 and was closely involved with the acquisition of a Class A Advanced affiliate in the Carolina League in 2017. In 2019, that team had a new stadium built in Fayetteville, N.C., and a new name, the Fayetteville Woodpeckers. Ballpark Digest recognized the Woodpeckers' brand with the Logo/Branding of the Year Award in 2019. Additionally, Jim continued to add to the Astros minor league system acquiring the Sugar Land Skeeters franchise to serve as the Astros Triple A affiliate prior to the 2021 season. In January of 2022, the Skeeters underwent a successful re-brand to the Sugar Land Space Cowboys.

Under Jim's leadership, the Astros have supported several of MLB's diversity initiatives, including MLB's eighth annual Civil Rights Game and ancillary activities as well as MLB's Diversity Summit, a sports employment and business opportunity career and trade fair. Houston has twice hosted the Urban Invitational, a nationally-televised collegiate baseball tournament designed to give HBCUs and their baseball programs national exposure, as well as the Breakthrough Series, a collegiate and professional scouting showcase featuring a diverse group of top high school players in the country. In 2023, the Astros debuted the inaugural Astros Foundation Cactus Jack HBCU Classic, hosting six HBCUs for a national-

ASTROS
FRONT OFFICEASTROS
COACHING STAFFHOUSTON
ASTROS

SCOUTING & FARM DEVELOPMENT

POSTSEASON
IN REVIEW2024
OPPONENTSHISTORY &
RECORDSSPRING
TRAININGMEDIA
INFORMATIONMINUTE MAID
PARK

ly-televised tournament at Minute Maid Park featuring traditional HBCU rivals from Texas, Louisiana and Mississippi.

PASSION FOR THE GAME

Jim hails from St. Louis, Mo. where he became a loyal, spirited fan of the St. Louis Cardinals. As a teenager, he caddied for members of the Cardinals team at local golf clubs and parked cars for patrons at Cardinals games. Jim was impressed by the Cardinals' caring, family atmosphere and the team's close ties with the local community. He has carried these values forward throughout his life in business, philanthropic and personal relationships.

As a young man, Jim put his innate passion for baseball into action at Central Missouri State University (now the University of Central Missouri), where he was a standout pitcher for the Mules from 1973-76 under the late, revered coach, Robert Tompkins. Jim still holds the Mules' single-game strikeout record with 18, and in 1997, was inducted into the Central Missouri State University Athletic Hall of Fame.

Jim was the primary underwriter of a \$1.2 million renovation in 1998 of the old Mules Field on the University of Central Missouri campus. On Jan. 21, 1998, the facility was renamed the James R. Crane Stadium/Robert N. Tompkins Field in honor of Jim and his beloved coach. Jim continues to contribute to the college annually to provide athletic scholarships for Mules baseball. On Jan. 29, 2017, Jim was enshrined in the Missouri Sports Hall of Fame for his outstanding pitching career at the University of Central Missouri, his generous donations to UCM baseball and his successful efforts in rebuilding the Houston Astros franchise.

Jim earned a Bachelor of Science degree in industrial safety from Central Missouri State University in 1976. This led to a loss-control job evaluating commercial risks for an insurance company and then a move to Houston in 1982, where he entered the freight forwarding business.

SUCCESS IN THE BUSINESS WORLD

In March of 1984, at the age of 30 and with \$10,000 borrowed from his sister, Jim founded Eagle USA Airfreight (EGL, Inc.). In his first office located in Houston with a sole employee, Jim handled the loading and trucking himself. The company made money in its first month, and Jim ultimately built it into an organization of more than 10,000 employees with 400-plus facilities in 139 countries. EGL was named one of Houston's "Best Places to Work," and reached No. 599 on the Fortune 1000 list during Jim's tenure. Jim has been the recipient of a long list of awards and honors for his entrepreneurial activities and business successes. The company was acquired in an LBO transaction in August 2007.

In August of 2008, Crane formed Crane Worldwide Logistics (CWL), a premier global provider of customized transportation and logistics services. CWL continues to grow rapidly with experienced members of Crane's management team and sales force at the helm.

Jim's love of baseball is unabated, and he has added the game of golf to his athletic endeavors. He acquired the Floridian, a private golf resort in Palm City, Fla., in 2010. In 2017, Jim ventured into the restaurant business and opened Osso & Kristalla and Potente, named after his children. In 2018, he also took ownership of the Houston Open, the PGA TOUR tournament that was in danger of leaving the city. The tournament is operated under the Astros Golf Foundation transitioned to the newly renovated Memorial Park Golf Course in 2020.

STEPPING UP AND GIVING BACK

As Astros Owner and Chairman, Jim has embraced the opportunity to give back to the City of Houston and beyond. Since he took ownership of the club, the Astros Foundation has donated and invested over \$50 million into the Houston community and beyond.

The Astros Foundation donated \$6.7 million to various Houston non-profits in 2023. The funds supported the causes that are the five main pillars of the Astros Foundation, including youth baseball and softball initiatives, childhood cancer awareness, domestic violence awareness, military causes and homelessness. Also, over \$135,000 was granted in scholarship funds.

In 2022, the Astros Foundation embraced the community of Uvalde, Texas, making them a part of the Astros family in the aftermath of the shooting of 19 students and two teachers at Robb Elementary School on May 24, 2022. Crane, 85 front office staff and the Astros Foundation mobilized to visit the Uvalde community in July 2022 to bring some healing to the community through the game of baseball. The Astros then welcomed 3,500 citizens of Uvalde to Minute Maid Park for a special Uvalde Strong Day on Aug. 14, 2022 as the Astros took on the Oakland A's. It was also announced that the Uvalde Little League would become a part of the Astros Community Leaders Little League program, providing a multi-year commitment of over \$1.2 million to maintain their little league fields, provide new fencing, concession stand, uniforms, equipment and more. The Astros also made Uvalde a special stop on the 2023 Astros Caravan, with Alex Bregman and Lance McCullers Jr. visiting with students at Uvalde Elementary and Flores Elementary among four community stops with



the 2022 World Series trophy in January 2023.

In 2021, the Astros Foundation led the way in the fight against COVID-19, partnering with the City of Houston to use Minute Maid Park as both a COVID-19 testing site and as a vaccination site.

In April of 2020, during the early stages of the pandemic, Jim stepped up to connect the Astros Foundation with Crane Worldwide Logistics, which resulted in millions of medical supplies being delivered to Houston hospitals within the Texas Medical Center. The goal of the partnership was to provide funding, logistics and transportation support for much-needed medical supplies and Personal Protective Equipment (PPE) being used by healthcare professionals to treat COVID-19 patients.

In 2020, Jim also connected the Astros Foundation and Crane Worldwide with Astros players Carlos Correa and Martin Maldonado plus other MLB players from Puerto Rico to assist with delivering medical supplies to the island during the COVID-19 pandemic. In that endeavor, the Astros Foundation and Crane Worldwide covered 100% of the freight and transportation costs and also coordinated the logistics to get those much-needed medical supplies to Puerto Rico.

Crane and the Astros Foundation are the first to jump to action after natural disasters in the area, holding supply drives at Minute Maid Park to support relief efforts for communities impacted by storms and other natural disasters. Most recently, the Astros Foundation supported the communities affected by the wildfires in Maui in 2023. Drives were held to collect supplies for communities in Louisiana impacted by Hurricane Laura in 2020 and Hurricane Ida in 2021. In 2021, the Astros Foundation and Alex Bregman held a water distribution drive to support local Houstonians during recovery from Winter Storm Uri.

In the immediate aftermath of Hurricane Harvey in 2017, Jim and the Astros ownership group were among the first to pledge \$4 million to relief efforts. Jim also facilitated the shipment of more than 240,000 pounds of disaster relief supplies to Puerto Rico, where he was instrumental in transporting families of Astros and other MLB players, as well as hospitalized patients in critical condition, to safety.

In 2018, when the City of Houston was in danger of losing the Houston Open golf tournament, Jim helped establish the Astros Golf Foundation to ensure that the historic, PGA Tour tournament would remain in Houston. As a result, since 2019, the Houston Open has been presented by the Astros Golf Foundation and has had a tremendous impact on the Houston community, becoming the single-biggest fundraiser for the Astros Foundation. The Astros Golf Foundation spearheaded a \$34 million renovation to Memorial Park Golf Course, which now plays host to the Houston Open. One of the key goals of the Astros Golf Foundation is to provide much-needed resources and funds to the citizens and community of Houston through park improvements, charitable fundraising and investing in youth programs.

Jim is committed to providing local children the opportunities he feels baseball afforded him in his youth. One of his first initiatives after purchasing the Astros was the creation of the Astros Community Leaders program, which won MLB's prestigious Allan H. Selig Award for Philanthropic Excellence in 2017. As part of the program, a multi-million-dollar partnership was formed with the City of Houston's Parks and Recreation Department and included participation from several corporate partners, whose financial donations supported the field refurbishments, year-round maintenance, league programming and uniforms. Now, tens of thousands of young athletes receive free uniforms, equipment, tickets to Astros games and professional instruction through the Community Leaders program. The parents, coaches and league participants also benefit from different types of clinics through the Community Leaders program, attending clinics on coaching, groundskeeping, nutrition, education, and much more.

"Baseball was very important to my development," Jim said. "Playing baseball made me a lot more confident and comfortable in my ability to achieve things. I'd like to be able to help more kids get the opportunities that I had through baseball."

Jim has been the recipient of a long list of awards and honors for his entrepreneurial activities and business successes. In 2019, Jim was recognized as the MD Anderson "Living Legend" and was also presented with the Ben Taub Humanitarian Award at their Jubilee of Caring event. He also won the 2019 Houston Sports Award Executive of the Year award. In May of 2018, he received the Public Service Award from the American Leadership Forum and was also inducted into the St. Louis Sports Hall of Fame where he received the August A. Busch, Jr. Award. On November 1, 2018, Jim was inducted into the Texas Business Hall of Fame and in December 2018 received the Jack Buck Award from the Missouri Athletic Club in St. Louis, Missouri.

Most recently, in February 2024, First Tee Houston honored Jim Crane and the Astros Golf Foundation for their Game Changer Award as part of their 20th anniversary celebration.



HOUSTON ASTROS OWNERSHIP HISTORY

Roy Hofheinz, R.E. "Bob" Smith (1962-65) and partners . . . 1962-1976
GE Credit, Ford Motor Credit . . . 1976-1979
John McMullen . . . 1979-1992

Drayton McLane Jr. 1992-2011
Jim Crane 2011-present



DANA BROWN

GENERAL MANAGER

Dana Brown was named the 14th General Manager in Astros franchise history on Jan. 25, 2023.

Brown became the second African-American general manager in Astros history, joining Bob Watson (1994-95). He enters his second season as general manager in 2024.

In 2023, his first season as the Astros general manager, the team won the American League West for the third-straight season and finished with a record of 90-72, advancing through the divisional round to their seventh-straight American League Championship Series. Brown becomes the first Astros general manager to win a division title in their first year as general manager.

Under Brown the Astros signed starting pitcher Christian Javier to a contract extension through 2027 in spring training 2023. At the 2023 trade deadline, Brown made his first major move, reacquiring Cy Young Award-winning pitcher Justin Verlander and cash considerations from the New York Mets, in exchange for minor league outfielders Drew Gilbert and Ryan Clifford. Prior to the 2024 season, Brown made the first managerial selection of his career, naming longtime coach Joe Espada the 20th manager in Astros franchise history. He also orchestrated a big offseason signing of five-time All-Star left-handed reliever Josh Hader to bolster an already strong bullpen. In February 2024, Brown also extended Astros star second baseman Jose Altuve for five seasons, through 2029, keeping the eight time All-Star, 2017 MVP and future Hall of Fame candidate as an Astro for life.

Brown joined the Astros after spending four seasons (2019-22) with the Atlanta Braves organization as their Vice President, Scouting. In that role, he oversaw several successful drafts in which the Braves selected impact players such as outfielder Michael Harris, right-handed pitcher Spencer Strider and infielder Vaughn Grissom. In 2022, Harris earned National League Rookie of the Year honors while Strider finished second.

The Braves success during Brown's tenure there, which included five straight division titles and a World Series championship in 2021, was in large part the result of a solid farm system.

Prior to joining the Braves, Brown spent nine seasons (2010-18) with the Toronto Blue Jays as a special assistant to the general manager. In that span, the Blue Jays earned an American League East Division title in 2015 and a Wild Card berth in 2016. The postseason appearance in 2015 was the first for the Blue Jays since 1993.

Before his stint in Toronto, Brown served as the Director of Scouting for the Nationals/Expos franchise for nine seasons (2001-09). During his tenure, the Nationals/Expos would draft over 40 players that would go on to appear in the Major Leagues. Seven players drafted in that span would earn All-Star status, including Ian Desmond, Stephen Strasburg and Ryan Zimmerman.

Brown's career also includes an eight-year stint with the Pittsburgh Pirates, where he served as their area scouting supervisor and east coast cross checker.

Brown also played professionally for three seasons as an outfielder in the Phillies minor league system after being drafted out of Seton Hall University in the 35th round of the 1989 June Draft. In three minor league seasons as an outfielder, Brown hit .262 in 280 games with 82 stolen bases, advancing as high as Double-A in his final season in 1991.

One of his teammates at Seton Hall was Astros Hall of Famer Craig Biggio. Brown also played with three other future Major Leaguers while at Seton Hall: former All-Star and MVP first baseman Mo Vaughn, shortstop John Valentin and left-handed pitcher Kevin Morton. Brown was inducted into the Seton Hall University Hall of Fame in 2008 and the New Jersey Sportswriter Hall of Fame in 2012 for notable accomplishments in baseball.

Brown and his wife, Casandra, have two children, Dana Jr. and Autumn.



HOUSTON ASTROS GENERAL MANAGER HISTORY

Gabe Paul	Oct. 25, 1960 – April 27, 1961
Paul Richards	Sept. 7, 1961 – Dec. 12, 1965
Spec Richardson	July 27, 1967 – July 10, 1975
Tal Smith	Aug. 7, 1975 – Oct. 26, 1980
Al Rosen	Oct. 26, 1980 – Sept. 13, 1985
Dick Wagner	Sept. 13, 1985 – Oct. 23, 1987
Bill Wood	Dec. 7, 1987 – Oct. 5, 1993

Bob Watson	Oct. 5, 1993 – Oct. 23, 1995
Gerry Hunsicker	Nov. 10, 1995 – Nov. 1, 2004
Tim Purpura	Nov. 1, 2004 – Aug. 27, 2007
Ed Wade	Sept. 20, 2007 – Nov. 27, 2011
Jeff Luhnow	Dec. 7, 2011-Jan. 13, 2020
James Click	Feb. 3, 2020-Nov. 1, 2022
Dana Brown	Jan. 26, 2023-present



ANDREW BALL

ASSISTANT GENERAL MANAGER

Andrew Ball is in his third season as Assistant General Manager for the Astros. In his role, he assists Dana Brown with all aspects of Baseball Operations, primarily focusing on Major League roster management, player evaluation and procurement, contract negotiations, and rules compliance. He also oversees Research & Development and Sports Medicine & Performance and works closely with all departments on long-term strategy, innovation, and facilitating learning and development.

Prior to joining the Astros, Ball spent five seasons (2017-2021) as the Director of Baseball Operations for the Los Angeles Angels and three seasons (2014-2016) with the Tampa Bay Rays in their Pro Scouting department. He began his career in professional baseball with the independent York Revolution, starting as an intern in 2011 before spending two seasons as Manager of Baseball Operations.

Ball graduated from Gwynedd-Mercy College, where he earned a business administration degree and pitched for the baseball team. He lives in Houston with his wife, Rachel.



CHARLES COOK

ASSISTANT GENERAL MANAGER

Charles Cook enters his ninth year with the Astros, eighth in a full-time capacity and second as Assistant General Manager. Charles previously held the roles of Senior Director of Player Evaluation, Baseball Operations Coordinator, Manager of Amateur Scouting Analysis and Director of Player Evaluation for the Astros.

Charles is a 2015 graduate of Yale University, where he was a member of the baseball and football teams. As a student, he held a summer internship with the Astros business strategy & analytics department.



GAVIN DICKEY

ASSISTANT GENERAL MANAGER

Gavin Dickey was promoted to assistant general manager in November of 2023 after spending the 2023 season as special assistant to the general manager.

He has been with the Astros organization since 2011, which is when he was hired as an area scout. As part of his current duties, Dickey oversees player development, player personnel, minor league operations and performance science.

After a six-year minor league playing career as an outfielder, Dickey was hired by the Astros as an area scout in September of 2011, covering South Texas. From 2013-15, his territory to cover was moved to Georgia and North Florida. In 2016, he was promoted to regional cross checker, covering the Southeast region of the country, before being named national crosschecker in 2018. In 2021, he was named as a special assignment scout, handling those duties until 2023 when he was promoted to special assistant to the general manager.

Dickey was originally drafted out of the University of Florida by the Seattle Mariners in the 12th round of the 2006 June Draft. He ended up playing six seasons of minor league baseball (2006-11) advancing as high as Double-A.

Prior to his college career, Dickey was a highly-recruited quarterback and centerfielder at Lincoln High School in Tallahassee, FL. As a quarterback (4.4 time in the 40-yard dash), Dickey received several scholarship offers before deciding to attend the University of Florida, where he played football and baseball. During his junior year on the baseball diamond, he would hit .304 with 11 home runs and 41 RBI in just 50 games prior to being drafted by Seattle.

Dickey and his wife, Rachel, have two children, son Tristan (6) and daughter Alessa (4).

ASTROS
FRONT OFFICE

ASTROS
COACHING STAFF

HOUSTON
ASTROS

SCOUTING & PLAYER DEVELOPMENT

PROFESSIONAL
IN REVIEW

2024
OPPORTUNITIES

HISTORY &
RECORDS

SPRING
TRAINING

MEDIA &
INFORMATION

MINUTE MAID
PARK



JEFF BAGWELL

SENIOR ADVISOR, OWNERSHIP & BASEBALL OPERATIONS

Jeff Bagwell, who was inducted into the National Baseball Hall of Fame in 2017 and the Astros Hall of Fame in 2019, was one of the greatest sluggers of all-time.

In his current role as Senior Advisor, Ownership & Baseball Operations, Bagwell is an active member of the Baseball Operations department, directly supporting player development, scouting and talent acquisition. He is also a key advisor to both ownership and Astros General Manager Dana Brown.

Additionally, Bagwell makes public appearances, acts as an ambassador for the organization, and can be heard on the club's TV and radio broadcasts, serving as a part-time color analyst on both platforms.

In his illustrious playing career with the Astros, which spanned 15 years, Bagwell hit .297 with 488 doubles, 32 triples, 449 home runs, 1,529 RBI with a .948 OPS (.408 OBP/.540 SLG) in 2,150 games. The four-time All-Star and three-time Silver Slugger Award winner was the first player in Astros history to be named the MVP of his league (1994), as well as the first player to receive a Rookie of the Year Award (1991). The franchise leader in homers, walks and RBI, Bagwell was also known for his elite defense at first base, winning a Rawlings Gold Glove Award in 1994. He is the only first baseman in MLB history to record a 30-homer, 30-stolen base season, which he accomplished twice (1997, 1999). Under Bagwell's leadership, the Astros won four division titles and made the playoffs six times, reaching the National League Championship Series in 2004 and the World Series in 2005.



CRAIG BIGGIO

SPECIAL ADVISOR, BASEBALL OPERATIONS & COMMUNITY OUTREACH EXECUTIVE

Hall of Famer and longtime Astros icon Craig Biggio is in his 17th season as an important part of the Astros front office. In his role, Craig works in several areas, including with the baseball operations staff in its Major and minor league player development programs, scouting, and talent evaluation. Additionally, Craig participates in the club's community development programs and the Astros partnership initiatives.

On Jan. 6, 2015, Craig Biggio became the first player in Astros history to be voted into the National Baseball Hall of Fame after receiving 82.7 percent of the total votes from the Baseball Writers' Association of America. He was officially inducted into the HOF during the annual ceremony in Cooperstown on July 26, 2015. Craig was also inducted to the Astros Hall of Fame on August 3, 2019, as a part of the inaugural class.

The franchise career leader in hits, games played, runs scored, and at-bats, Craig retired at the end of the 2007 season following a stellar, 20-year career, all with the Astros. His No. 7 was retired by the ballclub on Aug. 17, 2008.

He finished his career with 3,060 hits, 668 doubles, 291 homers, 1,175 RBI, and a .281 career average in 2,850 games. He remains the franchise leader in several categories, including hits, doubles, games played and runs (1844).

A first-round selection by Houston in the June 1987 draft, Craig became the first Astro to reach the 3,000-hit plateau with a seventh-inning single against Colorado's Aaron Cook on June 28, 2007 at Minute Maid Park. His 3,060 hits rank 25th all-time, and his 668 career doubles are the 2nd-most of any right-handed hitter in Major League history (sixth all-time overall).

Craig's 20 seasons with Houston are a franchise record, and he also made a club-best 19 consecutive Opening Day starts. He is also the only player in Major League history to reach all of the following milestones: 600 doubles (668), 250 home runs (291), 2,700 hits (3,060), and 400 stolen bases (414). Craig and Cal Ripken Jr. are the only middle infielders (only 13 players all-time) to collect 3,000 hits and 1,000 extra-base hits.

Craig was named to a franchise-record seven National League All-Star teams, received five Silver Slugger Awards, four Rawlings Gold Glove Awards and was a member of six Astros playoff teams. Craig holds National League records for leadoff home runs with 53 (ranks second all-time) and for hits in interleague play with 201. He also led all players during the 2005 postseason with 18 hits.

Additionally, Craig was the 2007 recipient of the Roberto Clemente Award, a prestigious honor bestowed upon one Major League player each season by Major League Baseball and the Clemente family recognizing community service. Craig has been actively involved with the Sunshine Kids throughout his career, a support organization for children with cancer and their families.

Craig and wife Patty reside in Houston and have two sons, Conor and Cavan, and one daughter, Quinn. In 2010, Craig coached his sons' St. Thomas High School baseball team to the Texas Class 5A state championship. Both Conor (graduate '15) and Cavan (drafted '16) played baseball for the University of Notre Dame. Cavan was drafted by the Blue Jays and made his Major League debut for Toronto in 2019. On Sept. 17, 2019 in Baltimore, Cavan hit for the cycle, making he and his father just the second father-son duo to each hit for the cycle in an MLB game; Quinn was a member of the Notre Dame softball team.



RUSS BOVE

SPECIAL ASSISTANT TO THE GENERAL MANAGER

Russ Bove (pronounced boe-vay) joined the Astros in 2023 as a special assistant to the general manager and enters his second season in the role in 2024.

Bove brings close to 40 years of experience in professional scouting to the Astros. His current role will include assisting with the amateur draft as well as minor league player evaluation.

Prior to joining the Astros, Bove had served as a special assignment scout for the Toronto Blue Jays since 2010, during which time he worked alongside current Astros General Manager Dana Brown. While in Toronto, Bove was a part of the signing of several current Major League players, including Bo Bichette, Marcus Stroman and Vladimir Guerrero Jr. During his stint in Toronto, Bove was named East Coast Scout of the Year at the Winter Meetings in December of 2017.

Bove's career in scouting began in 1983 with the Major League Scouting Bureau. In 1992, he was hired by the Brewers organization where he would first serve as an area scout before being promoted to East Coast Supervisor. In 2004, he worked as an area scout for the Montreal Expos for one season before being hired by the New York Mets as amateur scouting director. He would remain with the Mets until 2011, at which time he would join the Blue Jays.

A native of Queens, NY, Bove received a Bachelor's of Science degree in business from St. John's University. While in college, he was the Team MVP of the St. John's baseball team in 1971 was twice named as a District II All-American.



ENOS CABELL

COMMUNITY OUTREACH EXECUTIVE

Enos Cabell is in his 20th season working in the front office for the Astros, since re-joining the club in an official capacity on Nov. 17, 2004. In his wide-ranging role, Enos assists the Astros Baseball Operations staff and the Astros scouting department in evaluating the Astros Major and minor league players, along with other projects and assignments within the Astros community programs. Enos also plays a key role in the Astros Foundation's relationship with Texas Southern University.

During his 15-year Major League playing career, Enos played for the Astros from 1975-80 and 1984-85 and is in the top 10 in franchise history in several categories. In 1978, he was named the team's MVP after setting club records in at-bats (660) and games (162) and tallying a then-record 195 hits, which ranked third in the National League. He currently ranks tied for eighth on the club's all-time list in stolen bases (191) and tied for sixth in career batting average (.281).

Enos stole more than 30 bases for four straight seasons (1976-1979) while with Houston. In 1,688 career big league games from 1972-86, he hit .277 (1647x5952) with 60 home runs and 596 RBI. He started 149 games at third base for the 1980 National League West Champion Astros and played on two other division-winning clubs, the 1974 Baltimore Orioles and the 1985 Los Angeles Dodgers.

From 1991-94, Enos was an analyst on Home Sports Entertainment telecasts of Astros home games and from 1991-96, he hosted the weekly call-in show, Astros Report, on KCOH Radio. He was a member of the Texas Southern University's Board of Regents from 1995-2001 and served as interim athletic director for the school in 2000.

Enos is a graduate of L.A. Harbor Junior College in San Pedro, Calif., where he was an all-conference selection in baseball. He is a cousin of former Major Leaguers Dick Davis and Ken Landreaux. He and his wife, Ruby, make their home in Missouri City, Texas. Enos has three sons, Marcus, Stephen and Cordell.

ASTROS
FRONT OFFICE

ASTROS
COACHING STAFF

HOUSTON
ASTROS

SCOUTING & PLAYER DEVELOPMENT

2023 SEASON
IN REVIEW

2024
OPPONENTS

HISTORY &
RECORDS

SPRING
TRAINING

MEDIA
INFORMATION

MINUTE MAID
PARK



JOSE CRUZ

COMMUNITY OUTREACH EXECUTIVE

The 2024 season is the 41st with the Houston Astros organization for Jose Cruz, who is one of the most popular figures in franchise history.

Jose has served in several roles with the Astros during his long, distinguished tenure. In his current role as community outreach executive, Jose makes public appearances on behalf of the club and serves as an ambassador for the organization.

Prior to his current role, he spent five seasons as a special assistant to the general manager (2010-14). Prior to that, he was a Major League coach for 13 seasons (1997-2009).

On the field, Jose spent 13 of his outstanding 18-year Major League playing career as an outfielder with the Astros (1975-87). In that span, he developed into an All-Star and one of the most popular players ever to wear the Astros uniform. Nicknamed "Cheo", Jose held franchise records in games, at-bats, hits, total bases and triples at the time of his retirement. His 80 career triples remain the franchise record. In addition to his Astros career, Jose also played for the St. Louis Cardinals (1970-74) and the New York Yankees (1988).

Jose holds the distinction of being involved with the first nine of the Astros postseason appearances, three as a player (1980, '81 and '86) and six as a coach (1997-99, '01, '04-05). He was the Astros Team MVP four times and hit .300 six times in his career while stealing 317 bases.

Jose's uniform No. 25 was retired by the Astros on Oct. 3, 1992, along with former teammate Mike Scott's No. 33. They were the third and fourth numbers retired by the team. In 1999, Jose was selected by a panel of experts as one of the three outfielders on the franchise's All-Astrodome team. In 2003, he was inducted into the Texas Baseball Hall of Fame. On August 3, 2019, Jose was inducted into the Astros Hall of Fame as a part of the inaugural class.

Jose and his wife, Zoraida, make their home in Houston and have four children: Jose Javier, Jose Cheito, Shakira and Jose Enrique. His son, Jose Jr., was the first-round selection (third player overall) of the Seattle Mariners in the 1995 June free agent draft. Jose Jr. graduated from Bellaire (TX) High School and attended Rice University, where he currently serves as the Owls Head Coach. As a high school player, he led Bellaire to the number one national ranking by USA Today and was a finalist for the Golden Spikes Award while at Rice. Jose Enrique also excelled on the baseball diamond, helping to lead Rice University to a national championship in 2003 before being drafted by the New York Yankees in the 13th round of the 2003 June Draft.



WILL SHARP

SPECIAL ASSISTANT TO THE GENERAL MANAGER

Will Sharp is entering his 12th season with the Houston Astros and was promoted to Special Assistant to the General Manager in November 2023. Prior to that, Sharp spent the past two seasons as Special Advisor to Baseball Operations. Sharp is focused on pro player evaluation and management of the Astros' Major League and 40-man rosters.

Sharp also worked as an Analyst, Pro Scouting and Manager, Major League Strategy while based in Houston, beginning in December 2017. Sharp was originally hired by the Astros in December 2012 as a professional scout based out of Athens, Ga., a role in which he was responsible for evaluations of Major and minor league players and contributed work to arbitration and other roster management decisions in the off season.

Sharp began his career as a Baseball Operations intern with the Los Angeles Dodgers during his sophomore year of college in January 2007. He then worked for the Dodgers as a Baseball Operations Assistant with a focus on pro scouting, serving as a liaison between the club's professional scouts and its front office decision makers, from November 2009 to November 2012.

A Los Angeles native and 2009 graduate of the University of Southern California with a major in Economics and a minor in Religion, Sharp now resides in Columbus, OH with his wife, Tatiana, and their two dogs, Pooch and Penny.



JACOB BUFFA

SENIOR DIRECTOR, PLAYER DEVELOPMENT AND PERFORMANCE SCIENCE

In 2024, Jacob Buffa enters his sixth season with the Astros and first as Senior Director, Player Development and Performance Science. Buffa joined the Astros in January 2019 as a development coach and was promoted to Director of Performance Science in January 2022 where he was responsible for building the first Performance Science department for the Astros. Currently Buffa oversees biomechanics, sports science and player development. In this role he is responsible for setting the vision and strategy for how minor leaguers are developed under the Astros system. As well as leading the initiatives on technology acquisition and performance research.

Prior to joining the Astros, Buffa co-founded a baseball performance facility in St. Louis Missouri. A 2016 Graduate of Missouri State University, Buffa currently resides in Houston with his wife, Shanna.



DERIC LADNIER

SENIOR DIRECTOR, AMATEUR SCOUTING

Deric Ladnier enters his first season with the Astros as the Senior Director of Amateur Scouting. He spent the previous nine season with the D-backs and has 35 years of experience in scouting and player development.

With the D-backs, Ladnier oversaw all aspects of amateur scouting and talent evaluation for the annual MLB Draft. In June 2015, he and his staff used the No. 1 overall pick to select infielder Dansby Swanson. Under his direction, the D-backs drafted the 2023 NL Rookie of the Year, Corbin Carroll in the first round of the 2019 draft and top-five prospect Jordan Lawlar as the sixth overall pick 2021. Other notable draftees include Dalton Varsho, Brandon Pfaadt, Alec Thomas, Tommy Henry, Kevin Ginkel, Ryne Nelson and Drey Jamison. During his time with the D-backs, the organization went from a last place club with the worst farm system in baseball to a top three system and the 2023 National League pennant.

Ladnier spent seven seasons with the Nationals as a national crosschecker and special assistant to the general manager from 2008-14. The Nationals were NL East division champs in 2012, '14 and finished second in 2013.

He also spent seasons with the Royals (2000-08) as senior director of scouting. Notable draftees include 2009 AL Cy Young Award winner and former Astro Zack Greinke; members of the Royals' 2014-15 World Series teams, including current D-backs Jarrod Dyson and Greg Holland, as well as Alex Gordon, Eric Hosmer, Billy Butler, Mike Moustakas, Luke Hochevar (2006's No. 1 overall pick) and Danny Duffy; and Mike Montgomery.

Ladnier worked for the Braves from 1991-2000 as area supervisor, Director of Minor League Operations, Regional Supervisor and Assistant Director of Scouting and Player Development. During his 10 seasons, the organization was recognized as having a Top-6 Minor League system by Baseball America.

As a player, Ladnier was the Royals' eighth-round pick in the 1985 draft out of University of Mississippi.

Deric and his wife, Misty, reside in Gulf Breeze, Fla. They have six daughters: Kalen, Megan, Ashley, Laken, Brooklyn and Saylor.



J.J. RUBY

SENIOR DIRECTOR, RESEARCH AND DEVELOPMENT

JJ Ruby, who joined the Houston Astros full-time in October 2022, is currently the Senior Director of Research and Development. In this role, JJ oversees the direction of R&D activities and helps lead the technical vision for the organization, benefiting from excellent collaboration across baseball operations and the Astros more broadly.

Prior to joining the Astros, JJ was a Lawrence Postdoctoral Fellow at Lawrence Livermore National Laboratory while also working as a consultant within the R&D department of the Astros. JJ started full-time with the Astros in the role of Lead Innovator, working on high leverage projects across baseball operations.

JJ graduated with a degree in Astrophysics from Villanova University and a PhD in Physics from the University of Rochester, where he also currently holds an appointment as a visiting assistant professor of Mechanical Engineering. JJ currently resides in Houston with his wife, Elizabeth.



CARIDAD CABRERA

DIRECTOR, LATIN AMERICAN OPERATIONS

Caridad Cabrera joined the Astros in January 2010 as the DR Academy administrator. She is now in her 16th season with the organization and fourth as Director, Latin American Operations. Caridad oversees all aspects of the Astros Latin American development and operations in addition to overseeing the administrative aspects of the Astros Academy in the DR. In addition to administrator, Caridad also served in the positions of Supervisor, Latin American Operations and Manager, Latin American operations.

Prior to joining the Astros, Caridad served as Analyst in the pledge's unit of the Dominican Ministry of Agriculture. Before that, she served as administrative assistant in EMC Abogados, handling all aspects related to human resources and payroll.

Caridad graduated, cum laude, from O&M with an engineering degree in computer systems and holds a master's degree in business administration (senior management) from INTEC.



ANTHONY CACCHIONE

DIRECTOR, PLAYER DEVELOPMENT

Anthony Cacchione enters his sixth season with the Astros organization. In his role as Baseball Operations Director, Cacchione oversees the club's Major League operations and assists in player acquisition.

Cacchione joined the organization in 2019 as a Baseball Operations Apprentice where he supported the needs of the Major League operations group. He later served as Coordinator, Baseball Operations (2020-2021) and Manager, Baseball Operations (2022-2023). As Manager, Baseball Operations, Cacchione focused on Major League roster management, rules compliance, and assisted the General Manager with player acquisitions, negotiations, as well as other aspects of baseball operations.

Cacchione holds a B.A. and M.A. in Economics from The City College of New York, where he played baseball and was named CUNY Scholar Athlete of the Year in 2018. Born in St. Louis, MO., he now resides in Houston.



DERRICK FONG

DIRECTOR, MINOR LEAGUE OPERATIONS

Derrick Fong joined the Astros in 2019 as the Director of Minor League Operations. Prior to joining the Astros in 2019, Derrick interned for the Minnesota Twins in 2005 and 2006, and then spent more than 10 years with the Chicago Cubs, starting as a Community Affairs intern in 2008. From 2009 – 2013, he served as the Accounts Receivable/Accounts Payable Administrative Assistant for the Cubs before transitioning to baseball operations as Minor League Administration Coordinator and Manager. In that role, he oversaw all transactions, budgeting and daily administrative operations.

Derrick, a native of Wilmette, Illinois, is a 2007 graduate of the University of Minnesota with a degree in Business, Marketing Education and Communications Studies.



MATT HOGAN

SENIOR DIRECTOR, PLAYER PERSONNEL

Matt Hogan joined the Astros in 2014 and prior to his current position, he held roles in Advance Scouting and Pro Scouting Analysis. He joined the Astros after working for Stats LLC in Northbrook, IL. A native of New Berlin, Wisconsin, he graduated from the University of Wisconsin-Madison with a degree in Economics. He resides with his wife and two children in Houston.



CAM PENDINO

DIRECTOR, AMATEUR SCOUTING

Cam Pendino enters his first season as Director of Amateur Scouting after being promoted to the position in November 2023. In this role, Pendino is tasked with overseeing the day-to-day management of all aspects of the amateur scouting department, in addition to leading the Astros' draft day operations.

Pendino, 27, joined the Astros in January 2019 after interning in the Minnesota Twins baseball operation department in 2018. From 2019 to 2023, Pendino served as a scouting analyst, evaluating players across the domestic amateur, international amateur, and professional markets, in addition to spearheading player evaluation research initiatives.

A native of Moorestown, NJ, Pendino graduated from Boston College in 2018. He currently resides in Houston.



BRIAN RODGERS

DIRECTOR, INTERNATIONAL SCOUTING

Brian Rodgers enters his seventh season with the Astros organization. In his role as International Scouting Director, Rodgers oversees the club's International Amateur Scouting operation, while also providing support in International Pro Scouting and International Player Development.

Rodgers joined the organization in 2017 in the role of Player Acquisition Assistant (2017-2019), where he was instrumental in the day-to-day operations of the club's Amateur and International Scouting efforts. He later served as Manager, International Scouting (2019-2021) and Assistant Director, International Scouting (2021-2022), where he focused on process improvement, data integration, and emphasizing evidence-based decision-making within the International department. In his time with Houston, Rodgers has been heavily involved in signing decisions for current Astros Top Prospects such as Pedro Leon, Miguel Ullola, Kenni Gomez, Luis Baez, Edinson Batista, Camilo Diaz, Jose Fleury, and Alimber Santa.

Prior to joining the Astros, Rodgers worked for Major League Baseball's Office of the Commissioner in Santo Domingo, Dominican Republic. He holds a B.S. in Sport and Entertainment Management and a Minor in Spanish from the University of South Carolina, where he worked for two seasons with the Gamecocks baseball team. Originally hailing from Hamilton, Mass., Rodgers currently resides in Houston.



MARCEL BRAITHWAITE

SENIOR VICE PRESIDENT, BUSINESS OPERATIONS

Marcel Braithwaite joined the Astros in 2012 and enters his 12th full season with the ballclub in 2024. As the Senior Vice President of Business Operations, Marcel runs the operational side of the organization. He oversees various departments and projects, including Stadium Operations and Engineering, Safety and Security, Guest Services, Facilities, and Food and Beverage provided by Aramark. As an operator that likes to roll up his sleeves, Marcel is involved in the daily meetings and coordination of each department and manages the club's Aramark contract and partnership in a similar, hands-on fashion. Since joining the Astros, Marcel has played a pivotal role in the many renovations and improvements to Minute Maid Park.

Marcel began his career in the logistics industry with Aeronet Worldwide in 1993 and then joined Eagle Global Logistics in 1995. Over the course of his career, Marcel worked his way up to senior leadership positions, finally serving in the role of Vice President of the Program Management Office, Americas for CEVA Logistics. In that position, he managed the shared services group responsible for third party vendor services to the company, as well as large scale strategic and transformational projects throughout the Americas driving shareholder value. Marcel was featured this year in American Builders Magazine, which highlighted his professional career.

Born in Rotterdam, The Netherlands, Marcel is fluent in Dutch and has lived in a number of locations throughout North America and Europe, including Canada, Seattle, southern California and now Texas.



PAULA HARRIS

SVP, COMMUNITY AFFAIRS & ASTROS FOUNDATION EXECUTIVE DIRECTOR

Paula Harris enters her third season as the Astros Foundation Executive Director and Senior Vice President, Community Affairs in 2024.

Harris has over 33 years of experience in the Houston community, both the in professional space as an executive with Schlumberger Ltd and in the community with a passion for civic interest and volunteerism.

Harris has extensive connections throughout the Houston community, as she currently serves on the boards of Chart Industries (GTLs), Helix Energy Solutions (HLX) and Hunting energy Services (HTG), The Houston Children's Museum, and Energized for STEM (Science, Technology, Engineering and Math) Charter School. She is a founding member of the Young Women's College Preparatory Academy, an all-girl's engineering school serving primarily minority communities in Houston with the goal to graduate girls prepared to attend top engineering universities. Harris has a particular passion for advancing STEM education and career opportunities for all communities, but especially women and underrepresented minorities.

Previously she served on the boards of the Houston Independent School District, the Permian Strategic Partnership in Midland, Texas, the Space Center Houston and numerous other education and outreach associations. In 2020, Harris received the Women Who Mean Business Lifetime Achievement award from the Houston Business Journal and in 2019, the Women on the Move award from Texas Executive Women and the United Nations Global Citizenship Award.

Harris held many roles in her three decades with SLB. She worked her way up from Field Engineer, working on offshore rigs to leadership positions in sales, training, operations, and she retired as Director of Global Stewardship.

A native Houstonian, Harris graduated with a B.S. in Petroleum Engineering from Texas A&M University and a Master's of Education in Technical Instruction and Learning from Abilene Christian University.

The owner of her own publishing company, Harris has authored, published and distributed two books, including "When I Grow Up, I want to be an Engineer." This book was translated into four languages and over 200,000 copies were distributed globally to schools, museums, and non-profits.



CREIGHTON KAHOALII

SENIOR VICE PRESIDENT, AFFILIATE BUSINESS OPERATIONS

Creighton Kahoalii joined the Astros in July 2012 and has served in a number of leadership roles in key revenue generating business units including Vice President of Corporate Partnerships and Vice President of Ticket Sales & Service. In his current role, Creighton leads the business operations for all Astros operated affiliate properties including The Sugar Land Space Cowboys (Triple-A affiliate), Corpus Christi Hooks (Double-A affiliate), Fayetteville Woodpeckers (Low-A affiliate), and the Astros interest in the Ballpark of the Palm Beaches Spring Training complex. Prior to joining the Astros, Creighton spent the first seven seasons of his career with The Sacramento River Cats and New Orleans Hornets in various Ticket Sales & Service leadership positions.

Baseball has always been a part of Creighton's life. He played collegiate baseball at The University of Hawaii and The University of California-Berkeley and was a late draft pick for the Arizona Diamondbacks in the 2000 Amateur Draft. A native of Fremont, CA, Creighton, his wife Shasta and two children currently reside in Cypress, Texas.



GILES KIBBE

SVP, GENERAL COUNSEL & PRESIDENT, ASTROS GOLF FOUNDATION

Giles Kibbe serves as Senior Vice President and General Counsel for the Houston Astros, LLC. Giles has been General Counsel for all of Jim Crane's companies since February of 2010. His responsibilities for the Crane companies range from mergers and acquisitions, litigation, employment matters, contracts, real estate acquisitions, real estate developments and human resources.

In 2018, after Jim Crane took over control of the Houston Open, Giles was named President of the newly-formed Astros Golf Foundation and oversees all operations for the Houston Open. In 2019, AGF undertook a \$34 million dollar renovation of Memorial Park Golf Course to bring the PGA Tour event back to the City's iconic park. In November of 2020, the Houston Open made a triumphant return to Memorial Park to positive reviews.

Giles is a graduate of Louisiana State University Law School (1993) and Lamar University (1990).



MATT BRAND

SENIOR VICE PRESIDENT, CORPORATE PARTNERSHIPS

Matt Brand joined the Houston Astros organization in 2011 and now enters his 12th full season with the ballclub as the team's Senior Vice President, Corporate Sponsorships.

Prior to coming on board with the Astros, Matt spent 25 years in the supply chain industry, holding various executive sales leadership positions specializing in the retail, automotive, and energy sectors. While with Eagle Global Logistics, he served as Vice President of Sales for Asia-Pacific, living in both Hong Kong and Singapore.

Matt has served on the board of the Make-A-Wish Foundation for the Texas and Gulf Coast Region, the Baylor Sports Management Advisory Board, the General Motors (GM) Supplier's Council and was a member of the Petroleum Equipment Suppliers Association (PESA).

Matt was raised in Selah, Wash., and played baseball at Lewis & Clark State College. He and his wife, Casey, have two sons, Josh and Jake, and make their home in Houston.



ANITA SEHGAL

SENIOR VICE PRESIDENT, MARKETING & COMMUNICATIONS

Anita Sehgal is currently in her 10th year with the Houston Astros as Senior Vice President, Marketing & Communications. In her role, Anita provides strategic leadership for the ballclub's retail, advertising, marketing, communications, broadcasting, and alumni relations, including support for a broad variety of sponsorship, ticket, special event, community, and the Astros Golf Foundation and Houston Open initiatives.

Prior to joining the Houston organization, Anita spent over 20 years in various strategic marketing functions with several organizations, including FGL Sports, Best Buy and most recently Academy Sports + Outdoors. Hailing from Canada's Regina, Saskatchewan, Anita, who earned her United States citizenship in September of 2019, received a bachelor's of business administration degree, with a focus in marketing and human resources, from the University of Regina. She plays an active role in several Houston-based organizations, including her position as an Executive Committee Board Member of the Boys and Girls Club of Greater Houston and a board member of WISE Houston. She is also an active Brand 50 member of World 50. Anita serves as an Independent Board Director with Reitman's Canada, Ltee, Escalade Inc, and Holley Inc – where she recently took on the role as Chair for the Governance & Nominating Committee.

In 2016, Anita was honored as one of Houston's Top 15 Business Women by the National Diversity Council. In 2018, Anita was honored again by the National Diversity Council as the National Business Woman of the Year. She also received honors in 2018 as one of Texas Executive Women's Women on the Move. Most recently, Anita was recognized in 2021 by the National Diversity Council as a Power 50, for her contributions and commitment to both business and community. In November 2021, Anita was celebrated as the 2021 Woman of Inspiration by WISE Houston, and she was also recognized in both 2021 and 2022 by the National Diversity Council as a Power 50, for her contributions and commitment to both business and community. In 2023, Houston Woman's Magazine honored Anita as one of 50 Women of Influence.



MICHAEL SLAUGHTER

SENIOR VICE PRESIDENT, CHIEF FINANCIAL OFFICER

Michael Slaughter joined the Astros in October 2015 and enters his ninth season with the ballclub as Senior Vice President and Chief Financial Officer. Mike comes to the Astros with extensive executive experience in finance, accounting and mergers and acquisitions involving both public and private companies.

Most recently, Mike served as the Chief Financial Officer of Crane Capital Group. In that position, he assisted Jim Crane in the successful acquisition, operation and disposition of businesses in a wide range of industries, including Crane Worldwide Logistics, Crane Freight Services and the Houston Astros. In particular, Mike played an integral role in the purchase of the Houston Astros and subsequently the Double A Corpus Christi Hooks and Triple A Sugar Land Skeeters. From June 2008 to September 2015, Mike also served as the Chief Financial Officer of Champion Energy Marketing LLC, a leading retail electricity provider.

Prior to 2008, Michael was the Principal Financial Officer at EGL, Inc., a Nasdaq-listed global transportation and logistics company. Previously, Michael had also been EGL's Chief Accounting Officer and VP Finance and Investor Relations.

Michael began his career at Price Waterhouse, where he rose to the position of senior auditor while serving public and private clients across a broad spectrum of businesses. Michael earned a bachelor's degree in business administration with a major in accounting from the University of Texas-Austin in 1988. He and his wife Susan reside in Houston, TX, and have a son, Nick and daughter, Emma.



THOMAS BELL

VICE PRESIDENT, AFFILIATE OPERATIONS

Thomas Bell began his career with the Astros in 2017 at The Ballpark of the Palm Beaches, the spring training site for the Astros. He was the Assistant General Manager/Director of Operations for both the Astros and Washington Nationals coordinating spring training, Gulf Coast League season, Instructional League, Minor League Spring Training and Extended Spring Training before becoming the club's Vice President of Affiliate Operations. In 2024, he took on the role of coordinating all operations for the Texas Children's Houston Open, the PGA TOUR tournament run by the Houston Astros.

Prior to that, he worked with the Washington Nationals from 2007-2017, taking on the role of Director of Florida Operations.

Bell earned his B.A. in English Writing and Literature from Loras College in Dubuque, Ia. In 1990.



ABBY BRANTLEY

VICE PRESIDENT, ACCOUNTING

Abby Brantley enters her 15th season with the club, currently serving as Vice President, Accounting. In this role, Abby oversees the Accounting and Payroll functions of the organization. Prior to her promotion to this role in 2021, Abby held the position of Controller for the club since 2013, and Senior Accountant before that.

Prior to joining the Astros, Abby worked in public accounting for Deloitte and Pannell Kerr Forster, with a focus on corporate and partnership taxation.

Abby is a graduate of the University of Texas at Austin where she earned a Bachelor of Business Administration in Accounting, as well as a Master in Professional Accounting. Abby also earned her CPA license in 2006.

She resides in Pearland with her family.



VITO CIMINELLO

VICE PRESIDENT, TAX

Vito Ciminello enters his eighth full season as the club's Vice President, Tax. In his role, he is responsible for all tax compliance and planning functions for the Houston Astros.

Prior to joining the ballclub, Vito held various tax management positions with companies such as KBR and Waste Management and public accounting positions with KPMG.

Vito received his undergraduate degree from Brown University and his Masters in Management from Northwestern University. He resides in League City, Texas.

ASTROS
FRONT OFFICE

ASTROS
COACHING STAFF

HOUSTON
ASTROS

SCOUTING & PLAYER DEVELOPMENT

2024 SEASON
IN REVIEW

2024
OPPONENTS

HISTORY &
RECORDS

SPRING
TRAINING

MEDIA
INFORMATION

MINUTE MAID
PARK



GENE DIAS

VICE PRESIDENT, COMMUNICATIONS

Gene Dias joined the Astros in February of 2009 and now enters his 16th season with the ballclub. Prior to joining the Houston organization, he spent close to 20 years with the Philadelphia Phillies in both Media and Community Relations.

In December of 2023, Gene received a "Trailblazer" award from the Houston Association of Black Journalists "in recognition of outstanding service in media and community." Following the 2017 season, Gene was named the recipient of the 2017 Robert O. Fishel Award for Public Relations Excellence. The Fishel Award goes to the "active, non-uniformed representative of Major League Baseball whose ethics, character, dedication, service, professionalism and humanitarianism best represent the standards propounded by Robert O. Fishel." In 2017, the Astros also received the Allan H. Selig Award for Philanthropic Excellence in recognition of the Houston Astros Community Leaders program, with the nomination being submitted by the Astros communications staff.

Gene plays a major role in baseball and business communications for the Astros and supports initiatives throughout the organization. He has guided his staff through eight of the last nine postseasons, including Houston's first two World Series Championships (2017, 2022) in franchise history along with its AL Pennant-winning runs in 2019 and 2021. Since 2017, the Astros have played more postseason games (97) and have the most postseason wins (59) of any club in baseball, having advanced to the ALCS in each of the past seven seasons and the World Series in four of the last seven seasons.

Under the direction of Dias, The Astros communications team assembled far-reaching media campaigns for Craig Biggio (2015) and Jeff Bagwell (2017) leading up to their respective inductions into the Hall of Fame in Cooperstown. He has also worked diligently on the campaign to get pitcher Billy Wagner inducted, with his final season of eligibility in 2025.

From 1989 to 2008, Gene worked for the Phillies, first as an intern in the ticket sales office before joining the Media Relations staff full-time. After serving as Media Relations Manager, he was promoted to Director of Community Relations in 2000, where he was instrumental in creating a number of community-based programs and events, many of which are still in place today. Gene also helped to grow the club's footprint in the community through increased media coverage and by increasing the dollars raised for the club's charity. He was also successful in increasing the player's community involvement and was a member of the Phillies Charities, Inc. Board of Directors. In 2003, the Phillies received the prestigious Philadelphia Sports Congress Community Service Award for the first time. Prior to joining the Phillies, Gene worked as a sports editor for Associated Newspapers in Stoughton, Mass.

Throughout his career in baseball, Gene has worked with Major League Baseball, assisting with the media relations duties at several World Series, League Championship Series and All-Star Games. Gene has also served as a board member of the Houston Chapter of the NAACP and volunteers his time to assist with the charitable efforts of the Astros Foundation.

Gene received his Bachelor of Arts degree in journalism from the University of Massachusetts where he was a member of the varsity baseball team. He and his wife Kandee live in Kingwood, Texas and have two children, son Maxwell and daughter Sydney. Maxwell is a current member of the Southern Nazarene University baseball team while Sydney is a freshman at Texas A&M and a member of the Aggie Dance Team. She also finished second runner-up in the 2023 Miss Texas Teen pageant.



BOBBY FORREST

VICE PRESIDENT, STADIUM OPERATIONS

Bobby Forrest has served as the club's Vice President of Stadium Operations since January of 2007. He originally joined the Astros franchise on Jan. 2, 1995, as a member of the engineering department. Bobby was subsequently promoted to Engineering Supervisor in 1997, Engineering Manager in 1999, and Senior Director of Engineering and Maintenance in 2003. He is responsible for all building operations, which includes the Engineering, Groundskeeping, Guest Services and Security and Parking departments. Bobby also played a key role in the club's move from the Astrodome to its current home, Minute Maid Park, prior to the 2000 season.

Bobby is a member of the International Association of Assembly Managers, and the Stadium Managers Association.

He and his wife, Tiffani, reside in Magnolia, Texas.



CHRIS HANZ

VICE PRESIDENT, INFORMATION TECHNOLOGY

Chris Hanz joined the Astros in March 2016 and enters his ninth season as Vice President, Information Technology. Chris came to the Astros with over 25 years of information technology leadership experience across a variety of industries, including consulting, energy trading, oil and gas, chemicals, and logistics and transportation. Chris provides strategic leadership for the club's information technology investments and oversees the day-to-day operation of technology for the Astros and Minute Maid Park, plus the club's minor league affiliates and other operating locations.

Prior to joining the Astros, Chris worked in a variety of information technology leadership roles with several companies, including Accenture, Duke Energy, CEVA Logistics and, most recently, Halliburton. Chris joined Halliburton in 2014 and served as Senior Manager of IT Mergers and Acquisitions where he was instrumental in executing two major divestitures from the company's business portfolio. Prior to holding that post, Chris was a partner in the CIO Advisory practice for Tatum, LLC and led a number of business process improvement, technology strategy and M&A projects.

A lifelong Texan, Chris was raised in New Braunfels and went on to graduate from the University of Texas at Austin with a bachelor's of business administration degree in finance and honors business. Chris and his wife, Gayle live in Kingwood, Texas, and have two daughters, Hannah and Sarabeth.



MARIAN HARPER

VICE PRESIDENT, FOUNDATION DEVELOPMENT

The 2024 season marks Marian Harper's 33rd with the Houston Astros. Over the past two decades, Marian has been an integral part of all team charitable, fundraising and community outreach initiatives. As Vice President of Foundation and Community Affairs, Marian manages community engagement programs and fundraising operations, and she also leads the team family relations efforts. Marian was instrumental in development of the Astros Foundation, the official team charity of the Houston Astros and the Astros MLB Youth Academy, a cornerstone program of the foundation.

Marian serves on the board of directors for the Astros Foundation, the Houston Downtown Management District, Children's Assessment Center, Aid to Victims of Domestic Abuse, Texas Southern University Foundation, and the Public Parks Tennis Foundation. Marian is dedicated to the Houston community as an American Leadership Forum Senior Fellow, a Leadership Houston alumnus and a graduate of the Leadership for Nonprofit Executives Program from Rice University. She is also a member of the Astros Hall of Fame Selection committee and works closely with the Astros Alumni Association, having developed long-lasting relationships with many former players and coaches.

Marian was honored with the prestigious Jimmy Wynn Toy Cannon Award for exceptional community service by the Texas Baseball Hall of Fame, and in 2022 was awarded the Fred Hartman Long and Meritorious Service Award by the Houston Chapter of the Baseball Writers Association of America. Marian was named a 2023 Women on the Move honoree for professional achievement and outstanding service to the community by the Texas Executive Women.

A native of Pittsburg, Texas, Marian started with the Astros in 1992 and rose through the ranks, starting as promotions coordinator for the Marketing and Sponsorship departments, then as Director of Community Relations, working with players, alumni, fans, businesses, and non-profit leaders to create positive impact in the Greater Houston community.



TOM JENNINGS

VICE PRESIDENT, MERCHANDISING & RETAIL OPERATIONS

Tom Jennings, the Astros Vice President of Merchandising and Retail Operations, is entering his 12th season with the organization.

In his role, Tom manages all aspects of the Astros Team Stores at Minute Maid Park. Over the course of his tenure with the club, Tom has led the Astros retail growth from the lowest-ranked in Major League Baseball to one of the top teams, which included winning the 2014 MLBPA Team Retailer Award. Tom's team is also responsible for the merchandising of the three Astros owned Minor League affiliates: Triple A Sugar Land, Double A Corpus Christi and Low A Fayetteville. The work on the Woodpeckers brand and subsequent retail assortment led to the team being awarded the 2019 Best New Logo/Branding Award by Baseball Digest.

His team also oversees merchandising for the Astros Spring Training site in West Palm Beach, Fla., where they are in charge of purchasing product for both the Astros and Washington Nationals, the latter of whom shares the same ballpark.

Tom began his retail career in the buying office of Montgomery Ward in Chicago. He has spent time with May Department Stores, Home Shopping Network and Kohl's on their e-commerce side. He started his sports career by running the retail department for the Milwaukee Brewers with their concessionaire, Sportservice, where he helped the team achieve the MLB Retailer of the Year award in 2008.

Born in Hinsdale, Ill., Tom has lived in Pittsburgh (twice), Cleveland, Detroit, St. Louis, Tampa, Milwaukee, Chicago (twice) and Gary, Ind., where he went to high school and subsequently graduated from Indiana University in Bloomington, Ind.

Tom has two children, son Jack and daughter Quinn.



P.J. KEENE

VICE PRESIDENT, TICKET SALES AND SERVICES

P.J. Keene, who is entering his 13th season with the club, joined the Houston Astros in 2012 as Director of Group Sales before moving to Sr. Director of Ticket Sales where he oversaw the club's new sales efforts and growth of the Astros season ticket base. In his time with the club, P.J. has directly overseen every aspect of the Ticket Sales & Service Team, including Season Ticket Retention and Premium Sales. As Vice President of Ticket Sales, P.J. works hand in hand with the Astros Marketing and Analytics Teams to ensure the best possible ticketing experience for all Astros fans. Under his leadership, the Ticket Sales team continues to ensure Astros Season Tickets holders, the best in all of sports, always know that Minute Maid Park is home while simultaneously growing the fan base by bringing in more fans each year to enjoy Astros baseball.

Prior to joining the Astros, P.J. worked in Ticket Sales for the Arizona Diamondbacks and Columbus Blue Jackets of the NHL.

He is originally from Springfield, Illinois and a graduate of Illinois State University. Keene is married with three kids and currently resides in Spring, TX. When not at Minute Maid Park, he spends much of his time coaching youth sports and traveling around between much smaller ballparks and venues to watch his kids play sports.



DOUG SECKEL

VICE PRESIDENT, FINANCE

The 2023 season will be Douglas Seckel's 13th with the Astros as the Vice President of Finance. Doug's responsibilities include treasury and debt management, investments and general accounting for both the Houston Astros and the Astros Foundation.



STEPHANIE STEGALL

VICE PRESIDENT, EVENT SALES & OPERATIONS

Stephanie Stegall joined the Astros in September 2013 and enters her 10th season with the ballclub and her seventh as Vice President of Event Sales and Operations. In her role, Stephanie books and manages non-baseball events at Minute Maid Park. She has landed several large-scale concerts, including Ed Sheeran, the Eagles, Taylor Swift, Beyoncé, Elton John and Billy Joel and has booked high-profile sporting events, including the Canelo Alvarez vs. James Kirkland boxing match (broadcast live on HBO) and the popular WWE Royal Rumble. Stephanie also directs the operations of all events at the ballpark.

Prior to joining the Astros, Stephanie served as the Manager of Entertainment and Concert Production for the Houston Livestock Show and Rodeo. In that capacity, she annually booked 20 consecutive nights of live entertainment in NRG stadium and was responsible for all artist logistics as well as the conversion of space from a rodeo to concert venue.

Stephanie is currently a board member of the GNCVB where she also serves as an executive committee member, a founding board member of the Houston chapter of WISE and was a member of the 2017 Super Bowl Central Committee focusing on Fan Experience.

She received her bachelors from Texas A&M University and resides in Houston with her son Jackson and daughter Stella.

ASTROS
FRONT OFFICE

ASTROS
COACHING STAFF

HOUSTON
ASTROS

SCOUTING & PLAYER DEVELOPMENT

2023 SEASON
IN REVIEW

2024
OPPONENTS

HISTORY &
RECORDS

SPRING
TRAINING

MEDIA
INFORMATION

MINUTE MAID
PARK



JAY VERRILL

VICE PRESIDENT, BUSINESS STRATEGY & ANALYTICS

Jay joined the Astros in July of 2012 as an analyst and worked his way up to his current title of Vice President in August of 2020. In his role, Jay provides data analysis and strategic planning support across business units. His notable projects as a member of the Astros include the financial modeling of the Minute Maid Park \$18M center field renovation project, needs-analysis fan segmentation, and ticket yield maximization strategy.

Prior to joining the Astros, Jay started his career in the Boston area, doing strategy consulting at Putnam Associates, Inc.

A native of Maine, Jay studied as an undergraduate at Tufts University, earning a BA in Economics, and then later earned his MBA at the MIT Sloan School of Management. He was a part of the student leadership team for the MIT Sloan Sports Analytics Conference.

Jay has served as a Big Brother with the Big Brothers, Big Sisters organization since 2007. He lives in Houston with his wife and three-year-old daughter.



JASON WOODEN

VICE PRESIDENT, MARKETING

Jason Wooden joined the Astros in December 2015 and enters his eighth season with the ballclub as Vice President of Marketing. In his role, Jason oversees the marketing and advertising aspects of the organization through the development of core strategic campaign initiatives and media planning as well as creative services and overall content strategy. In his role he also helps lead the marketing and advertising efforts for the PGA Houston Open in partnership with the Astros Golf Foundation since 2019.

Jason started his professional career at Academy Sports + Outdoors and spent 12 years in various roles within the company before joining the Astros. In his most recent role at Academy as Media Director, Jason oversaw the strategic planning and execution of print, TV/radio media buying and commercial production. He also served as Regional Promotions Director and was responsible for developing key sponsorships and partnerships both at the grassroots and professional levels.

Jason is a graduate of Texas Christian University where he earned a BFA in graphic design. Jason is a longtime Houston resident and Astros fan.


2024 SEASON

ASTROS COACHING STAFF



HOUSTON★ASTROS

RELENTLESS



JOE ESPADA

19

MANAGER

Full Name: Josue Espada

Born: 8/30/75 in Santurce, PR

Resides: Katy, TX

Opening Day Age: 48

Bats/Throws: Right/Right

MAJOR LEAGUE COACHING CAREER

Third Base Coach, Miami Marlins (2010-13); Third Base Coach, New York Yankees (2015-17); Bench Coach, Houston Astros (2018-2023); Manager, Houston Astros (2024)

On November 13, 2023, Joe Espada was named as the 20th manager in franchise history, replacing Dusty Baker, who announced his retirement from managing following the 2023 season.

Espada, who is a native of Santurce, Puerto Rico, is the second Latino manager in Astros history, joining Cuban-born Preston Gomez, who managed Houston in 1974-75.

This is the first Major League managing stint for Espada, who has several years of experience as a Major League coach, including the last six seasons (2018-23) as the Astros bench coach. In that span, the Astros have won three American League Pennants, a World Series championship and have advanced to the ALCS in all six seasons. Additionally, the Astros have played 90 postseason games since 2018, which is by far the most in the Majors in that span.

Prior to joining the Astros in 2018, Espada spent three seasons as the Yankees third base coach from 2015-17, and four seasons as the Marlins third base coach from 2010-13. In between those two coaching stints, Espada served as a pro scout for the Yankees in 2014. Overall, he has 13 years of experience as a Major League coach.

Espada also has experience as a manager, having spent two stints as a skipper in the Puerto Rican Winter League, the first with Manati (2012-13) and the second with Carolina (2014-15). He also served as a third base coach for Team Puerto Rico in the 2013 and 2017 World Baseball Classics.

Before retiring as a player, Espada spent 10 seasons (1996-2005) as an infielder in the minor leagues after being selected by the Oakland A's in the second round of the 1996 MLB Amateur Draft. His playing career included stops in the Oakland (1996-2000), Florida (now Miami, 2001), Colorado (2001), Kansas City (2002), St. Louis (2003), Texas (2003) and Tampa Bay (2004) organizations. His best season came in 1999 with Double A Midland when he hit .338 in 113 games, finishing second in the Texas League among qualified hitters.

After retiring as a player, Espada began his coaching career in the Marlins minor league system in 2006. He would coach in the minor leagues for the Marlins for four seasons (2006-09) before being named third base coach for the Major League club in 2010.

Over the past six seasons in Houston, Espada also served as infield coach, mentoring some of the game's biggest stars, including 2022 AL Gold Glove winner Jeremy Peña, who became the first rookie shortstop ever to win a Gold Glove. In 2021, both Carlos Correa and Yuli Gurriel earned Gold Glove Awards, while the Astros earned the Rawlings AL Team Gold Glove Award.

Additionally, under Espada's tutelage, the Astros have led the American League in fielding percentage in four of the last six seasons and have led the Majors in three of the last six seasons.

Prior to his professional career, Espada attended the University of Mobile (Ala.), where he still owns the school's top two single-season batting averages (.468 in 1995 and .446 in 1996) and top overall career batting average of .442.



Espada is married to Dr. Pamela Espada, who is the sister of Orioles manager Brandon Hyde's wife. The Espada's have two daughters, Eliana Marie and Viviana Elena. Active in the community both in Puerto Rico and in Houston, Espada has given countless clinics to youth baseball groups, including at the Astros Youth Academy. Espada has also been involved in various Houston charities, and enjoys spending time with his family.



ESPADA AS A PLAYER

Year	Team	AVG	G	AB	R	H	2B	3B	HR	RBI	BB	SO	SB	CS	OBP	SLG	SF	SH	HB
1996	Southern Oregon (A)	.222	15	54	7	12	1	0	1	5	5	10	0	0	.300	.296	0	1	1
	West Michigan (A)	.270	23	74	9	20	2	0	0	4	13	11	3	1	.393	.297	0	0	2
1997	Visalia (A)	.274	118	445	90	122	7	3	3	39	72	69	46	17	.384	.324	3	7	9
1998	Huntsville (AA)	.255	51	161	29	41	7	1	1	22	27	15	7	4	.373	.329	1	5	4
1999	Midland (AA)	.338	113	435	85	147	15	2	6	51	62	51	22	16	.420	.423	3	2	2
	Vancouver (AAA)	.308	6	26	2	8	1	0	0	0	3	4	1	2	.379	.346	0	0	0
2000	Midland (AA)	.265	23	98	17	26	7	0	0	7	12	12	2	2	.357	.337	0	0	2
	Sacramento (AAA)	.234	40	145	21	34	7	0	0	10	27	23	7	2	.358	.283	0	3	1
2001	Calgary (AAA)	.300	79	290	61	87	20	2	3	30	39	49	13	7	.387	.414	3	3	4
	Col. Springs (AAA)	.259	7	27	8	7	2	0	1	2	5	6	3	2	.375	.444	0	0	0
2002	Omaha (AAA)	.224	74	223	18	50	12	0	0	23	19	26	14	4	.289	.278	4	6	3
2003	Memphis (AAA)	.269	8	26	3	7	0	2	1	1	0	5	0	0	.269	.538	0	0	0
	Palm Beach (A)	.236	47	178	17	42	7	0	0	9	20	13	10	4	.317	.275	0	1	1
	Frisco (AA)	.220	13	41	4	9	0	0	0	1	3	7	0	0	.273	.220	0	0	0
2004	Pensacola (IND)*	.336	71	271	53	91	4	2	4	47	22	25	18	5	.382	.410	3	8	0
	Montgomery (AA)	.265	27	98	8	26	1	1	0	5	7	14	2	3	.333	.296	0	1	3
2005	Pensacola (IND)*	.333	64	246	52	82	15	0	4	31	26	25	24	4	.400	.443	4	4	4
MINOR LEAGUE TOTALS		.275	644	2321	379	638	89	11	16	209	314	315	130	64	.367	.343	14	29	32

*Minor League totals do not include Independent League statistics



OMAR LÓPEZ

22

BENCH
COACH

Full Name: Omar E. López

Born: 1/3/77 in Valencia, VZ

Resides: Orlando, FL

Opening Day Age: 47

Bats/Throws: Right/Right

MAJOR LEAGUE COACHING CAREER

First Base Coach, Houston Astros (2020-2023); Bench Coach, Houston Astros (2024)

The 2024 season will be Omar López' fifth as a member of the Astros Major League coaching staff and his first as the bench coach. López was named as Joe Espada's replacement as bench coach after Espada was named as the Astros new manager following the 2023 season. López had spent three of the last four seasons as the Astros first base coach (2020, 2022-23) and one as the third base coach (2021), filling in for Gary Pettis as he recovered from multiple myeloma.

In March of 2023, López served as manager of Team Venezuela for the World Baseball Classic. His roster included Jose Altuve and Luis García. López, who was born in Valencia, VZ, also was a part of Team Venezuela's staff in the 2017 World Baseball Classic, serving as their quality control coach.

Although the 2024 season is López' fifth on the Astros Major League staff, it is his 26th season in the Astros organization overall. He joined the Astros Major League staff in 2020 after a successful two-year stint as manager of the Double-A Corpus Christi Hooks (2018-19). In 2018, López was named the Texas League Manager of the Year after guiding the Hooks to an 82-56 record and a spot in the postseason. 6

Overall, López spent 12 seasons managing in the Astros farm system. Prior to managing the Hooks, he had stints at Buies Creek (2017), Quad Cities (2013-14, 2016), Lancaster (2015), Greeneville (2011-12), the Gulf Coast League (2009-10) and the Venezuelan Summer League (2008). In 2013, López led Quad Cities to a Midwest League Championship title after an 81-57 finish in the regular season. That team featured 16 future Major Leaguers, including two future All Stars in shortstop Carlos Correa and right-handed pitcher Lance McCullers Jr.

Additionally, López was named the Manager of the Year in the Venezuelan Professional Baseball League for the 2014-15 season after guiding the Caribes de Anzoategui to a league-best 39-24 regular season record and an LVBP Championship title in what was his first year as the club's manager. As a 38-year-old, López was the youngest manager in the league and became the third manager in the history of the Caribes club to win the prestigious award.

In 2010, López earned the Astros Player Development Man of the Year award, as he was credited with guiding the organization's Spanish-speaking prospects through their first year of professional baseball in the United States. Prior to starting his managerial career in 2008, López served as a hitting and infield instructor in the Astros Venezuelan program and was a full-time scout from 1999-2007. While in Venezuela, López was one of the scouts who recommended that the Astros sign Jose Altuve, who was a little-known, 16-year-old free agent at the time.

A native of Valencia, Venezuela, López played three seasons of minor league baseball with the Chicago White Sox (1996-97) and Arizona Diamondbacks (1998). He played his first professional season with Rookie Level Bristol in 1996, leading the club in walks over 55 games. In 1997 at Bristol, the third baseman hit .276 with 23 RBI while setting career highs in almost every category. He finished his playing career in 1998 with Arizona's Class A affiliate at South Bend.

López and his wife, Helen, reside in Orlando, Fla. They have two children, Omar Eduardo and Emily Gabriela.

LOPEZ AS A PLAYER

Year	Team	AVG	G	AB	R	H	2B	3B	HR	RBI	BB	SO	SB	CS	OBP	SLG	SF	SH	HB
1996	Bristol (R)	.216	55	171	19	37	8	1	1	14	27	30	6	4	.328	.292	1	4	2
1997	Bristol (R)	.276	49	170	29	47	4	0	3	23	24	22	7	3	.369	.353	2	2	2
1998	South Bend (A)	.143	11	35	4	5	2	0	0	2	5	8	0	0	.244	.200	1	0	0
MINOR LEAGUE TOTALS		.237	115	376	52	89	14	1	4	39	56	60	13	7	.339	.311	4	6	4



JOSH MILLER

36

PITCHING COACH

Full Name: Joshua Benjamin Miller

Born: 2/7/79 in Melbourne Beach, FL

Resides: Katy, TX

Opening Day Age: 45

Bats/Throws: Right/Right

MAJOR LEAGUE COACHING CAREER

Bullpen Coach, Houston Astros (2019-20); Pitching Coach, Houston Astros (2021-present)

The 2024 season will be Josh Miller's sixth as a part of the Astros coaching staff and his fourth as pitching coach. Prior to being named pitching coach for the 2021 season, Miller served as bullpen coach in 2019 and 2020.

In 2023, despite injuries to multiple members of the starting rotation, the Astros still managed to finish sixth in the American League in ERA, en route to another AL West Division title.

After working with veteran pitching coach Brent Strom on the Major League level for three seasons (2019-21), Miller took on an expanded role as Astros pitching coach in 2022 and the results were historic. Houston's pitching staff led the American League in several key categories, including ERA (2.90), opponents batting average (.212) and WHIP (1.09). All three totals were the best in club history for a full, 162-game season. Additionally, the club's bullpen ERA of 2.80 was tops in the Majors and third-best in franchise history.

Pitching was the key to the Astros outstanding postseason run in 2022 as the staff posted a 2.29 ERA in 13 games overall and a miniscule 0.83 ERA in the bullpen. Additionally, Astros pitchers had a .172 opponents average and a 0.95 WHIP in the postseason.

The 2024 season will be Miller's 18th season with the Astros overall. Prior to joining the Major League staff, Miller spent the 2018 season as the organization's minor league pitching coordinator. He also served as the Astros complex pitching coordinator for two seasons from 2016-17, overseeing the Astros pitching programs at their complex in West Palm Beach, Fla.

Miller began his coaching career in 2013 as a pitching coach at Rookie Level Greeneville, which followed a two-year stint as a pro scout for the Astros. He then spent three total seasons as Greeneville's pitching coach, helping to lead the club to an Appalachian League Championship title in 2015.

A veteran of seven minor league seasons as a pitcher in the Phillies (2001-2003) and Astros (2005-08) organizations, Miller was originally drafted by Philadelphia in the 32nd round of the June 2001 draft out of North Carolina State University. During his 10 combined seasons in the minors and Independent leagues (2004-05, 2009-10), he posted a 67-55 record and a 4.01 ERA.

Miller makes his offseason home in Katy, TX with his wife, Danielle, and their children, Alexander and Abigail.

MILLER AS A PLAYER

Year	Team	W	L	ERA	G	GS	CG	SHO	SV	IP	H	R	ER	HR	HB	BB	SO	WP	BK	AVG
2001	Batavia (A)	2	1	2.59	17	0	0	0	0	31.1	36	11	9	2	3	4	21	0	0	.283
2002	Clearwater (A)	3	2	2.42	49	0	0	0	17	70.2	78	26	19	3	4	11	39	5	0	.278
2003	Reading (AA)	0	3	5.36	43	2	0	0	1	84.0	98	52	50	9	7	19	40	3	0	.294
	Clearwater (A)	0	0	0.00	1	0	0	0	0	1.0	0	0	0	0	0	0	0	0	0	.000
2004	New Jersey (IND)	8	3	3.76	21	17	0	0	0	110.0	119	53	46	10	11	28	76	4	1	-
2005	Bridgeport (IND)	7	6	3.88	20	20	2	0	0	137.0	149	63	59	11	9	35	78	0	0	-
	Corpus Christi (AA)	0	1	7.04	3	0	0	0	0	7.2	9	6	6	1	0	1	5	0	0	.281
2006	Corpus Christi (AA)	11	10	4.14	33	22	1	0	0	152.0	163	83	70	14	10	41	103	5	0	.278
2007	Corpus Christi (AA)	4	4	3.48	25	10	0	0	3	98.1	99	46	38	12	4	18	61	0	0	.261
	Round Rock (AAA)	2	2	3.89	10	4	1	0	0	39.1	46	18	17	4	0	7	19	0	0	.303
2008	Round Rock (AAA)	8	9	5.41	28	21	2	1	1	148.0	186	94	89	30	2	19	74	0	1	.309
2009	Somerset (IND)	10	5	3.65	15	14	2	0	0	101.0	113	49	41	9	2	19	55	0	1	-
2010	Somerset (IND)	12	9	3.65	29	29	3	0	0	187.1	200	89	76	18	8	27	101	1	0	-
MINOR LEAGUE TOTALS		30	32	4.24	209	59	4	1	22	632.1	715	336	298	75	30	120	362	13	1	.287

*Minor League totals do not include Independent League statistics



BILL MURPHY

41

PITCHING
COACH

Full Name: William Murphy Jr.

Born: 11/13/89 in Summit, NJ

Resides: Palos Verdes, NJ

Opening Day Age: 34

Bats/Throws: Right/Right

MAJOR LEAGUE COACHING CAREER

Assistant Pitching Coach, Houston Astros (2021); Pitching Coach, Houston Astros (2022-present)

The 2024 season will be Bill Murphy's third as Astros pitching coach. After serving as the Astros assistant pitching coach in 2021, he was named as an Astros pitching coach in January of 2022.

Despite significant injuries to the starting rotation, the Astros staff still finished sixth in the American League in ERA in 2023, en route to another American League West title.

In 2022, Murphy played an integral role in what was a record-setting season by the Astros pitching staff. Houston's staff led the American League in several key categories, including ERA (2.90), opponents batting average (.212) and WHIP (1.09). All three totals were the best in club history for a full, 162-game season. Additionally, the club's bullpen ERA of 2.80 was tops in the Majors and third-best in franchise history.

Pitching was the key to the Astros outstanding postseason run in 2022 as the staff posted a 2.29 ERA in 13 games overall and a miniscule 0.83 ERA in the bullpen. Additionally, Astros pitchers had a .172 opponents average with an 0.95 WHIP in the postseason.

Murphy's current stint with the big club is his first Major League coaching assignment. Prior to joining the Major League club, Murphy served as the Astros minor league pitching coordinator for the 2019-20 seasons. In 2020, as a result of the pandemic, Murphy worked with minor league pitchers at the Astros alternate training sites and then worked with the Instructional Camp in Florida in October.

Murphy began his coaching career with the Astros organization as pitching coach for Rookie Level Greeneville in 2016. He then served as pitching coach for Class A Short Season Tri-City (2017) and Double A Corpus Christi (2018), respectively. During his time in the minors, Murphy had the opportunity to work with current Astros pitchers Brandon Bielak, Luis Garcia, Cristian Javier and Framber Valdez.

Prior to joining the Astros, Murphy served stints as the pitching coach at Brown University, and co-manager and pitching coach for the Northwoods Collegiate League Battle Creek Bombers.

In 2013, Murphy was a volunteer assistant coach at Georgetown University, and also coached in the Cal Ripken Collegiate League with the Rockville Express. Murphy was a full-time coach at Roselle Catholic High School from 2010-11 and 2012-13, which included stints as the varsity pitching coach.

Murphy graduated from Rutgers University in 2010 with a bachelor's degree in psychology with a minor in history. While at Rutgers, he was a pitcher on the baseball team for three years. Murphy received his MBA in management from Wagner College in Staten Island, N.Y., where he played first base during his final year of eligibility. Murphy graduated from Roselle Catholic High School in 2007.



ALEX CINTRÓN

37

HITTING COACH

Full Name: Alexander Cintrón

Born: 12/17/78 in Humacao, PR **Resides:** Houston, TX

Opening Day Age: 45

Bats/Throws: Switch/Right

MAJOR LEAGUE COACHING CAREER

Major League Coach, Houston Astros (2017); First Base Coach, Houston Astros (2018); Hitting Coach, Houston Astros (2019-present)

Alex Cintrón was named an Astros hitting coach on Nov. 21, 2018. This will be his sixth season in the hitting coach role, and his eighth overall on the Astros Major League staff.

During his tenure as hitting coach, which began in 2019, the Astros lead the American League in runs scored, on-base percentage, slugging percentage and OPS while registering the lowest strikeout totals.

In 2022, the Astros lineup once again was one of the most productive in the American League, ranking second in home runs, third in runs, walks, and slugging percentage and fourth in on-base percentage. Also, the Astros had the second-lowest strikeout totals in the Major Leagues.

In 2021, the Astros were the top offensive club in baseball, leading the Majors in runs and batting average while ranking second in OPS and third in slugging and finishing with the second-fewest strikeouts.

Cintrón started with the Astros in 2017, working as the club's Spanish translator, advance scout and assistant coach. He also spent a portion of the 2017 season on the bench as an active coach. Cintrón was promoted in 2018 to the club's first base coach while assisting in infield positioning. He was again promoted in 2019 to hitting coach.

Cintrón has spent two offseasons (2018-19, 2019-20) managing the Gigantes de Carolina in the Puerto Rican Winter League, and earned that League's Manager of the Year Award once (2018-19).

Cintrón had a professional playing career as an infielder that lasted 16 years, from 1997-2012, which included parts of nine Major League seasons. He was originally a 36th-round pick by Arizona in 1997 and would make his debut with the Diamondbacks in 2001. He played parts of five seasons with the D-backs (2001-05), before finishing his career in Chicago-AL (2006-07), Baltimore (2008) and Washington (2009). He's a career .275 Major League hitter, including a great 2003 season with Arizona, in which he hit .317 (142x448) with 51 RBI in 117 games.

Born in Humacao, Puerto Rico, Cintrón is a resident of Houston. He has one daughter, Alexandra.

CINTRÓN AS A PLAYER

Year	Team	AVG	G	AB	R	H	2B	3B	HR	RBI	BB	SO	SB	CS	OBP	SLG	SF	SH	HB
1997	AZL D-backs (R)	.197	43	152	23	30	6	1	0	20	21	32	1	4	.301	.250	1	3	2
	Lethbridge (R)	.333	1	3	0	1	0	0	0	0	0	1	0	0	.333	.333	0	1	0
1998	Lethbridge (R)	.264	67	258	41	68	11	4	3	34	20	32	8	4	.319	.372	2	3	2
1999	High Desert (A)	.307	128	499	78	153	25	4	3	64	19	65	15	8	.333	.391	4	17	3
2000	El Paso (AA)	.301	125	522	83	157	30	6	4	59	29	56	9	9	.336	.404	7	13	2
2001	Tucson (AAA)	.292	107	425	53	124	24	3	3	35	15	48	9	6	.315	.384	6	20	2
	ARIZONA	.286	8	7	0	2	0	1	0	0	0	0	0	0	.286	.571	0	0	0
2002	Tucson (AAA)	.322	85	351	53	113	22	3	4	26	11	33	9	5	.345	.436	1	10	2
	ARIZONA	.213	38	75	11	16	6	0	0	4	12	13	0	0	.322	.293	0	3	0
2003	Tucson (AAA)	.393	26	107	21	42	11	2	2	21	8	6	1	0	.435	.589	0	0	0
	ARIZONA	.317	117	448	70	142	26	6	13	51	29	33	2	3	.359	.489	3	5	2
2004	ARIZONA	.262	154	564	56	148	31	7	4	49	31	59	3	3	.301	.363	4	12	2
2005	ARIZONA	.273	122	330	36	90	19	2	8	48	12	33	1	2	.298	.415	3	2	1
2006	CHICAGO (AL)	.285	91	288	35	82	10	3	5	41	10	35	10	3	.310	.392	3	1	2
2007	CHICAGO (AL)	.243	68	185	23	45	7	1	2	19	9	35	2	1	.281	.324	1	0	1
2008	Norfolk (AAA)	.288	16	66	9	19	1	0	2	10	2	11	0	0	.329	.394	0	1	2
	BALTIMORE	.286	61	133	12	38	5	1	1	10	7	15	0	2	.321	.361	0	4	0
	Bowie (AA)	.333	3	9	0	3	0	0	0	0	1	2	0	0	.400	.333	0	0	0
	Frederick (A)	.600	2	5	2	3	0	0	1	2	0	1	0	0	.600	1.200	0	0	0
2009	Syracuse (AAA)	.500	5	18	2	9	1	0	0	3	0	1	0	0	.474	.556	1	0	0
	WASHINGTON	.077	21	26	1	2	0	0	0	0	2	7	0	0	.143	.077	0	0	0
	AZL Mariners (R)	.333	3	6	1	2	1	0	0	0	2	1	1	0	.500	.500	0	0	0
	Tacoma (AAA)	.248	30	113	8	28	4	1	2	9	2	18	2	0	.261	.354	0	3	0
2010	Buffalo (AAA)	.228	20	57	5	13	1	0	1	3	4	12	0	1	.279	.298	0	0	0
2011	Laguna (MEX)	.364	5	22	3	8	1	0	0	1	1	0	0	0	.375	.409	1	1	0
	Tucson (AAA)	.350	17	60	9	21	4	1	1	6	5	9	0	0	.394	.500	1	0	0
2012	Mexico City (MEX)	.240	7	25	7	6	2	0	0	3	6	2	0	0	.375	.320	1	0	0
MINOR LEAGUE TOTALS		.296	678	2651	388	786	141	25	26	292	139	328	55	37	.332	.398	23	71	15
MAJOR LEAGUE TOTALS		.275	680	2056	244	565	104	21	33	222	112	230	18	14	.313	.394	14	27	8

ASTROS
FRONT OFFICEASTROS
COACHING STAFFHOUSTON
ASTROSSCOUTING & PLAYER
DEVELOPMENT2023 SEASON
IN REVIEW2024
OPPONENTSHISTORY &
RECORDSSPRING
TRAININGMEDIA
INFORMATIONMINUTE MAID
PARK



TROY SNITKER

46

HITTING
COACH

Full Name: Troy Michael Snitker

Born: 12/5/88 in Atlanta, GA Resides: Marietta, GA

Opening Day Age: 35 Bats/Throws: Right/Right

MAJOR LEAGUE COACHING CAREER

Hitting Coach, Houston Astros (2019-present)

Troy Snitker was named an Astros hitting coach on Nov. 21, 2018.

Since he joined the Major League staff in 2019, the Astros lead the American League in runs scored, on-base percentage, slugging percentage and OPS while registering the lowest strikeout totals.

In 2022, the Astros lineup once again was one of the most productive in the American League, ranking second in home runs, third in runs, walks, and slugging percentage and fourth in on-base percentage. Also, the Astros had the second-lowest strikeout totals in the Major Leagues.

In 2021, the Astros were the top offensive club in baseball, leading the Majors in runs and batting average while ranking second in OPS and third in slugging and finishing with the second-fewest strikeouts.

The 2024 season will be Snitker's sixth season on the Major League coaching staff, but his ninth with the Astros organization overall. Prior to joining the Astros big club, he spent his 2018 season as the hitting coach at Double A Corpus Christi, where he was named as the Texas League's Inaugural Mike Coolbaugh Memorial Coach of the Year, which is given to a Texas League figure who has shown an outstanding baseball work ethic, knowledge of the game, and skill in mentoring young players on the field.

Snitker originally joined the Astros in 2016 as the organization's rehab hitting coordinator and a coach for the GCL Astros. In 2017, he was the hitting coach at Class A Advanced Buies Creek and the next season, he was promoted to Corpus Christi.

Prior to joining the Astros, Snitker was a graduate assistant on the baseball coaching staff at his alma mater, the University of North Georgia.

The former catcher played two seasons in the Atlanta Braves minor league system (2011-12) before getting traded to Pittsburgh in 2013. He then played one season in the Independent Atlantic League (2013).

Snitker was drafted by the Braves in the 19th round of the 2011 draft after a highly successful two-year run at North Georgia. During his final season at the school in 2011, Snitker was named Peach Belt All-Conference after hitting .340 with a team-best six home runs and 44 RBI, while starting behind the dish in all 54 of the Saints' games.


Snitker has a bachelor's degree in exercise science and a master's degree in physical education. He is also a Certified Strength and Conditioning Specialist (CSCS).

Troy is the son of Atlanta Braves manager Brian Snitker, and is a graduate of Brookwood High School in Snellville, Ga.

SNITKER AS A PLAYER

Year	Team	AVG	G	AB	R	H	2B	3B	HR	RBI	BB	SO	SB	CS	OBP	SLG	SF	SH	HB
2011	GCL Braves (R)	.200	36	110	9	22	7	0	3	14	8	25	0	1	.282	.345	1	0	5
	Rome (A)	.222	3	9	0	2	1	0	0	0	0	3	0	0	.222	.333	0	0	0
2012	Danville (R)	.274	25	73	15	20	7	0	1	7	10	24	0	0	.369	.411	0	2	1
	Lynchburg (A)	.000	1	3	0	0	0	0	0	0	0	1	0	0	.000	.000	0	0	0
2013	S. Maryland (IND)	.353	5	17	4	6	1	0	1	2	3	5	0	0	.450	.588	0	0	0
MINOR LEAGUE TOTALS		.226	65	195	24	44	15	0	4	21	18	53	0	1	.309	.364	1	2	6

*Minor League totals do not include Independent League statistics



DAVE CLARK

23

FIRST BASE COACH

Full Name: David Earl Clark

Born: 9/3/62 in Tupelo, MS

Resides: Nashville, TN

Opening Day Age: 61

Bats/Throws: Left/Right

MAJOR LEAGUE COACHING CAREER

Hitting Coach, Pittsburgh Pirates (2001-02); Third Base Coach, Houston Astros (2009-12); First Base Coach, Houston Astros (2013); Third Base Coach, Detroit Tigers (2014-19); First Base Coach, Detroit Tigers (2020); First Base Coach, Houston Astros (2024)

On December 1, 2023, the Astros announced that Dave Clark would be joining the Major League staff as first base coach, marking a return to the Astros organization for the longtime coach and former player.

Clark enters 2024 with 14 seasons of experience as a Major League coach, which includes five seasons as part of the Astros Major League coaching staff, and parts of 13 seasons as a Major League player, including one season with the Astros (1998).

His most recent stint as a Major League coach was with the Detroit Tigers, where he served as their third base coach from 2014-19 before moving to first base coach in 2020.

Prior to joining the Tigers staff, Clark spent five seasons with the Astros Major League staff, as third base coach from 2009-12 and as first base coach in 2013. Clark also had a brief stint as Astros manager in 2009 after being named on an interim basis on Sept. 21, replacing Cecil Cooper. Clark managed the club's final 13 games.

In addition to his Major League duties, Clark spent the 2010-11 offseason managing the Lacey Tigers in the Dominican Winter League.

Prior to joining the Astros Major League coaching staff, Clark spent four seasons as a minor league manager (2005-08) in the Astros farm system, which included three seasons (2005-07) guiding the Double A Corpus Christi Hooks, whom he led to the Texas League championship in 2006. Clark moved up to manage the Triple A Round Rock Express in 2008 before joining the Astros coaching staff in 2009.

Prior to his stint managing in the Astros system, Clark had success managing in the Pirates farm system, earning Carolina League Manager of the Year honors at Class A Lynchburg in 2003 and then leading Class A Hickory to an 85-55 record en route to the South Atlantic League title in 2004.

Clark's first season coaching came in 2000 as the Triple A Nashville Sounds hitting coach. After just one season as a minor league coach, Clark was hired as the Pirates Major League hitting coach, a post he would hold for the next two seasons (2001-02).

Clark played for the Indians (1986-89), Cubs (1990, 97), Royals (1991), Pirates (1992-96), Dodgers (1996) and Astros (1998) during his 13-year Major League playing career, compiling a .264 average with 62 home runs and 284 RBI in 905 career games. He made two postseason appearances, one of which was in the 1998 National League Division Series while with the Astros where he appeared in two games as a pinch-hitter (walked both times). Clark also appeared in two games for the Dodgers in the 1996 NLDS.

Clark was originally selected by Cleveland in the first round (11th overall pick) of the 1983 June Draft and made his Major League debut with the Indians in 1986. He posted a .302 average in 808 career minor league games, including a .340 clip with 30 HR in just 108 games in 1987 at Buffalo (AA).

He attended Jackson (MS) State University where he was the team's MVP and top hitter in both 1982 and 1983. He was inducted into the Jackson State Sports Hall of Fame in November 2000, joining the likes of Walter Payton, Jackie Slater and Dennis "Oil Can" Boyd. His brother, Louis, played seven years in the NFL with Seattle (1987-93) and Green Bay (1994) and currently serves as director of pro personnel for the Los Angeles Chargers.

Clark and his wife, Vivian, make their home in Nashville, TN, and have two daughters: Meki and Kiki. He is a 1980 graduate of Shannon (MS) High School, and was 26-0 as a Golden Gloves boxer while in high school.


ASTROS FRONT OFFICE
ASTROS COACHING STAFF
HOUSTON ASTROS
SCOUTING & PLAYER DEVELOPMENT
2023 SEASON IN REVIEW
2024 OPPONENTS
HISTORY & RECORDS
SPRING TRAINING
MEDIA INFORMATION
MINUTE MAID PARK

CLARK AS A PLAYER

Year	Team	AVG	G	AB	R	H	2B	3B	HR	RBI	BB	SO	SB	CS	OBP	SLG	SF	SH	HB
1983	Waterloo (A)	.277	58	159	20	44	8	1	4	20	19	32	2	2	.363	.415	1	0	3
1984	Waterloo (A)	.309	110	363	74	112	16	3	15	63	57	68	20	5	.412	.493	4	4	10
	Buffalo (AA)	.179	17	56	12	10	1	0	3	10	9	13	1	1	.294	.357	2	0	1
1985	Waterbury (AA)	.302	132	463	75	140	24	7	12	64	86	79	27	12	.410	.462	4	1	1
1986	Maine (AAA)	.279	106	355	56	99	17	2	19	58	52	70	6	5	.374	.499	2	2	3
	CLEVELAND	.276	18	58	10	16	1	0	3	9	7	11	1	0	.348	.448	1	2	0
1987	GCL Expos (R)	.143	12	7	2	1	0	1	0	1	0	2	0	0	.143	.429	0	0	0
	Buffalo (AAA)	.340	108	420	83	143	22	3	30	80	52	62	14	11	.412	.621	5	1	3
	CLEVELAND	.207	29	87	11	18	5	0	3	12	2	24	1	0	.225	.368	0	0	0
1988	Col. Springs (AAA)	.297	47	165	27	49	10	2	4	31	27	38	4	5	.398	.455	2	1	2
	CLEVELAND	.263	63	156	11	41	4	1	3	18	17	28	0	2	.333	.359	1	0	0
1989	CLEVELAND	.237	102	253	21	60	12	0	8	29	30	63	0	2	.317	.379	1	1	0
1990	CHICAGO (NL)	.275	84	171	22	47	4	2	5	20	8	40	7	1	.304	.409	2	0	0
1991	Omaha (AAA)	.301	104	359	45	108	24	3	13	64	30	53	6	4	.353	.493	2	0	0
	KANSAS CITY	.200	11	10	1	2	0	0	0	1	1	1	0	0	.273	.200	0	0	0
1992	Buffalo (AAA)	.304	78	253	43	77	17	6	11	55	34	51	6	4	.390	.549	1	2	2
	PITTSBURGH	.212	23	33	3	7	0	0	2	7	6	8	0	0	.325	.394	1	0	0
1993	PITTSBURGH	.271	110	277	43	75	11	2	11	46	38	58	1	0	.358	.444	2	0	1
1994	PITTSBURGH	.296	86	223	37	66	11	1	10	46	22	48	2	2	.355	.489	3	1	0
1995	PITTSBURGH	.281	77	196	30	55	6	0	4	24	24	38	3	3	.359	.372	2	0	1
1996	PITTSBURGH	.275	92	211	28	58	12	2	8	35	31	51	2	1	.366	.464	1	0	0
	LOS ANGELES (NL)	.200	15	15	0	3	0	0	0	1	3	2	0	0	.333	.200	0	0	0
1997	CHICAGO (NL)	.301	102	143	19	43	8	0	5	32	19	34	1	0	.386	.462	2	0	2
1998	HOUSTON	.206	93	131	12	27	7	0	0	4	14	45	1	1	.288	.260	0	0	1
1999	Albuquerque (AAA)	.324	37	108	19	35	7	1	3	17	26	26	2	0	.455	.491	0	0	0
MINOR LEAGUE TOTALS		.302	809	2708	456	818	146	29	114	463	392	494	88	49	.392	.504	23	11	25
MAJOR LEAGUE TOTALS		.264	905	1964	248	518	81	8	62	284	222	451	19	12	.338	.408	16	4	5

DIVISION SERIES RECORD

Year	Club, Opp	AVG	G	AB	R	H	2B	3B	HR	RBI	BB	SO	SB	CS	OBP	SLG	SF	SH	HB
1996	LAD/ATL	.000	2	2	0	0	0	0	0	0	0	2	0	0	.000	.000	0	0	0
1998	HOU/SD	-	2	0	0	0	0	0	0	0	2	0	0	0	1.000	-	0	0	0
TOTALS		.000	4	2	0	0	0	0	0	0	2	2	0	0	.500	.000	0	0	0



GARY PETTIS

8

THIRD BASE COACH

Full Name: Gary George Pettis
Born: 4/3/58 in Oakland, CA Resides: San Clemente, CA
Opening Day Age: 65 Bats/Throws: Switch/Right

MAJOR LEAGUE COACHING CAREER

First Base Coach, Chicago White Sox (2001-02); First Base Coach, New York Mets (2003-04); First Base Coach, Texas Rangers (2007-12); Third Base Coach, Texas Rangers (2013-14); Third Base Coach, Houston Astros (2015-present)

Gary Pettis is the senior member of the Astros Major League coaching staff as the 2024 season will be his 10th as the club's third base coach. Pettis was named the Astros third base coach on Oct. 17, 2014. In addition to his duties as third base coach, Pettis is also the Astros outfield and baserunning instructor. He played a key role in both Kyle Tucker's first career Gold Glove Award in 2022 and Mauricio Dubon's first career Gold Glove Award in 2023. Additionally, Astros outfielders have the highest combined fielding percentage (.991) in MLB over the past seven seasons (2017-23). During his Astros coaching tenure, Pettis courageously overcame multiple myeloma, which sidelined him from the final month of the 2020 season until July of 2021. Upon returning, he resumed his duties as the club's outfield and baserunning instructor. He returned to coaching third base at the start of the 2022 season.

Prior to joining the Astros, Pettis spent eight seasons (2007-14) on the Texas Rangers coaching staff, two as third base coach (2013-14) and six as first base coach (2007-12), also serving as their outfield/baserunning coach. Including his time with the Rangers, since 2010, Pettis has appeared in six World Series as a coach.

Pettis also served on the Major League staffs of the New York Mets (2003-04) and Chicago White Sox (2001-02) as first base and outfield coach. He began his coaching career as a roving minor league instructor for the Angels (1995) and White Sox (1997-2000), and later had a two-year stint as Milwaukee's Triple A hitting instructor (2005-06).

As a player, Pettis was a five-time Gold Glove winner during his 14-year Major League career with the Angels (1982-87), Tigers (1988-89, 1992), Rangers (1990-91) and Padres (1992). He amassed 354 career steals and reached 50 steals in a season twice and 40 steals five times. His Gold Gloves came in 1985, 1986, 1988, 1989 and 1990, making him the fifth player in MLB history to win a Gold Glove with three different teams. In his one career postseason appearance, Pettis shined, hitting .346 (9x26) for the Angels in the 1986 ALCS vs. Boston.

Pettis resides in San Clemente, Calif., with his wife Peggy. They have two daughters, Paige and Shayne, and two sons, Kyler and Dante. Dante, who is a receiver in the NFL for the Chicago Bears, was a second-round pick of the San Francisco 49ers in 2018 after starring as a consensus All-American at the University of Washington, where he set the NCAA record for career punt return touchdowns with nine. Kyler is a model/actor, who appeared on the television soap opera Days of Our Lives for four years (2015-18), appearing in over 120 episodes.

PETTIS AS A PLAYER

Year	Team	AVG	G	AB	R	H	2B	3B	HR	RBI	BB	SO	SB	CS	OBP	SLG	SF	SH	HB
1979	Idaho Falls (R)	.318	50	198	39	63	10	10	3	26	17	53	15	5	.384	.515	0	1	4
1980	Salinas (A)	.239	118	393	71	94	15	3	2	31	79	128	43	13	.379	.308	2	1	11
1981	Holyoke (AA)	.266	120	421	77	112	8	9	3	36	86	93	55	12	.394	.349	2	4	4
1982	Spokane (AAA)	.288	133	528	108	152	22	14	1	59	78	107	53	18	.380	.388	1	4	1
	CALIFORNIA	.200	10	5	5	1	0	0	1	1	0	2	0	0	.200	.800	0	0	0
1983	Edmonton (AAA)	.285	132	529	138	151	27	8	11	52	81	121	52	6	.382	.429	5	4	5
	CALIFORNIA	.294	22	85	19	25	2	3	3	6	7	15	8	3	.348	.494	0	1	0
1984	CALIFORNIA	.227	140	397	63	90	11	6	2	29	60	115	48	17	.332	.300	1	5	3
1985	CALIFORNIA	.257	125	443	67	114	10	8	1	32	62	125	56	9	.347	.323	2	9	0
1986	CALIFORNIA	.258	154	539	93	139	23	4	5	58	69	132	50	13	.339	.343	5	15	0
1987	CALIFORNIA	.208	133	394	49	82	13	2	1	17	52	124	24	3	.302	.259	0	1	1
	Edmonton (AAA)	.125	8	16	6	2	1	0	0	1	3	5	3	1	.263	.188	0	0	0
1988	DETROIT	.210	129	458	65	96	14	4	3	36	47	85	44	10	.285	.277	0	6	1
1989	Toledo (AAA)	.333	6	21	6	7	1	0	1	3	7	2	4	3	.500	.524	0	0	0
	DETROIT	.257	119	444	77	114	8	6	1	18	84	106	43	15	.375	.309	0	8	0
1990	TEXAS	.239	136	423	66	101	16	8	3	31	57	118	38	15	.333	.336	3	11	4
1991	TEXAS	.216	137	282	37	61	7	5	0	19	54	91	29	13	.341	.277	1	6	0
1992	SAN DIEGO	.200	30	30	0	6	1	0	0	0	2	11	1	0	.250	.233	0	0	0
	Toledo (AAA)	.171	10	35	5	6	0	0	0	3	8	10	5	2	.326	.171	0	0	0
	DETROIT	.202	48	129	27	26	4	3	1	12	27	34	13	4	.338	.302	1	3	0
1993	Tacoma (AAA)	.237	26	76	16	18	4	0	0	6	22	24	5	2	.408	.289	0	2	0
	MINOR LEAGUE TOTALS	.273	603	2217	466	605	88	44	21	217	381	543	235	62	.384	.381	10	16	25
	MAJOR LEAGUE TOTALS	.236	1183	3629	568	855	109	49	21	259	521	958	334	104	.332	.310	13	65	9

LEAGUE CHAMPIONSHIP SERIES RECORD

Year	Club, Opp	AVG	G	AB	R	H	2B	3B	HR	RBI	BB	SO	SB	CS	OBP	SLG	SF	SH	HB
1986	CAL/BOS	.346	7	26	4	9	1	0	1	4	3	5	0	2	.414	.500	0	2	0

ASTROS FRONT OFFICE
ASTROS COACHING STAFF
HOUSTON ASTROS
SCOUTING & PLAYER DEVELOPMENT
2023 SEASON IN REVIEW
2024 OPPONENTS
HISTORY & RECORDS
SPRING TRAINING
MEDIA INFORMATION
MINUTE MAID PARK



MICHAEL COLLINS

29

MAJOR
LEAGUE
COACH

Full Name: Michael John Donald Collins

Born: 7/18/84 in Canberra, AUS **Resides:** Phoenix, AZ

Opening Day Age: 39

Bats/Throws: Right/Right

MAJOR LEAGUE COACHING CAREER

Major League Coach, Houston Astros (2020-present)

Michael Collins is in his seventh season with the Astros, and his fifth as a Major League coach. He spent his first two seasons as the Astros catching coach and bullpen catcher.

As part of his current duties, Collins works closely with the Astros catchers.

Collins joined the Astros in 2018 after a seven-year stint (2011-17) in the San Diego Padres organization, including a six-year run (2012-17) as a minor league manager. He last served as the manager in the Arizona Rookie League, holding that post for three seasons overall (2013, 2016-17). He also managed in the Dominican Summer League (2012), at Class A Fort Wayne (2014) and at Class A Lake Elsinore (2015). While with Fort Wayne, Collins led his club to a division championship and earned the Padres 2014 Jack Krol Award for his contributions to player development.

A native of Australia, Collins managed his hometown Canberra Cavalry team of the Australian Baseball League for six offseasons from 2012-18. In his six years on the job, he led Canberra to one Australian Baseball League Championship (2012-13) and two second place finishes (2013-14, 2017-18).

Collins is a former player, having played 10 years in minor league baseball with the Los Angeles-AL (2001-08) and San Diego (2009-10) organizations. He topped out at the Triple A level in 2009 and 2010, but had his best minor league season in 2005 at Class A Advanced Cedar Rapids. That season, Collins appeared in 100 games, hitting .320 (116x363) with 32 doubles, seven home runs and 64 RBI with an .894 OPS.

Following his minor league career, Collins played two seasons (2010-11, 2011-12) for Canberra before taking the reigns as the club's manager in for the 2012-13 campaign.

A native of Canberra, Australia, Collins originally signed as a 16-year-old minor league free agent with the Angels in 2001.

COLLINS AS A PLAYER

Year	Team	AVG	G	AB	R	H	2B	3B	HR	RBI	BB	SO	SB	CS	OBP	SLG	SF	SH	HB
2001	AZL Angels (R)	.179	20	39	2	7	0	0	1	3	11	1	0	.256	.179	0	0	1	
2002	AZL Angels (R)	.275	43	153	23	42	10	1	0	22	14	31	7	.353	.353	1	0	5	
2003	Provo (R)	.333	37	132	20	44	8	2	1	15	3	19	0	.353	.447	2	0	2	
	AZL Angels (R)	.368	11	38	9	14	5	1	0	6	2	5	0	.409	.553	2	0	2	
2004	Cedar Rapids (A)	.207	33	111	10	23	6	0	1	12	13	21	0	.313	.288	0	1	4	
2005	Cedar Rapids (A)	.320	100	363	64	116	32	3	7	64	34	44	16	8	.412	.482	3	1	25
2006	Rancho Cuc. (A)	.291	125	477	61	139	29	1	7	82	29	74	9	9	.371	.400	3	1	33
2007	Arkansas (AA)	.242	119	429	43	104	18	3	5	45	12	70	5	4	.286	.333	2	5	15
2008	Arkansas (AA)	.264	67	250	45	66	18	2	5	37	15	37	8	5	.351	.412	5	2	21
2009	Portland (AAA)	.091	5	11	1	1	0	0	0	0	4	1	0	0	.333	.091	0	0	0
	San Antonio (AA)	.240	53	150	13	36	9	0	3	20	24	32	0	0	.375	.360	1	0	9
2010	Portland (AAA)	.250	3	8	0	2	1	0	0	0	0	1	0	0	.250	.375	0	0	0
	San Antonio (AA)	.260	41	146	24	38	7	3	3	26	14	29	1	0	.337	.411	0	0	3
	Lake Elsinore (A)	.311	28	106	14	33	11	2	6	19	9	17	2	1	.359	.623	2	0	0
	AZL Padres (R)	.000	3	9	0	0	0	0	0	1	1	3	0	0	.091	.000	1	0	0
MINOR LEAGUE TOTALS		.275	688	2422	329	665	154	18	38	350	177	395	49	33	.351	.400	22	10	120



JASON BELL

97

QUALITY
ASSURANCE
COACH

Full Name: Jason Seth Bell

Born: 7/12/90 in St. Louis, MO

Resides: Houston, TX

Opening Day Age: 33

Bats/Throws: Right/Right

MAJOR LEAGUE COACHING CAREER

Quality Assurance Coach, Houston Astros (2024)

Jason Bell joins the Astros Major League coaching staff as the quality assurance coach in 2024. It is his first season as a Major League coach, but his eighth overall in the Astros organization.

Prior to this season, Bell served as Astros minor league field coordinator from 2019-2023. As part of his duties, he oversaw the day-to-day workout schedule for minor league Spring Training camp. Bell also served as the Assistant Director, Player Development in 2023.

Bell originally joined the Astros organization in 2017 as a development coach at Class A Quad Cities where they won the Midwest League Championship. In 2018, he was the manager at Class A Short Season Tri-City and led the club to a New York-Penn League Championship.

He began his professional career as an intern at Sports Info Solutions in 2014. His coaching career began in August of 2014 at Ohio University, where he served as an assistant baseball coach and as their director of baseball operations and helped them to a MAC Championship title. In July of 2015, he moved on to the University of Maryland Eastern Shore where he was an assistant coach before landing at Heartland, Community College as an assistant coach in August of 2016.

Bell played baseball at Saint Louis University in 2010 and 2011 where he was on the A10 All-Tournament team as a Freshman right-handed pitcher and helped the team to a school record in wins. He then transferred to the University of Central Missouri where he earned a Bachelor of Science degree in Corporate Communications in 2013. He went on to earn a Master of Science degree in kinesiology, sport management at Central Missouri in 2014.



TOMMY KAWAMURA

99

GAME
PLANNING
COACH

Full Name: Thomas William Kawamura

Born: 6/6/92 in Seattle, WA

Resides: Houston, TX

Opening Day Age: 31

Bats/Throws: Right/Right

MAJOR LEAGUE COACHING CAREER

Game Planning Coach, Houston Astros (2023-present)

Tommy Kawamura is in his second season as the Astros Major League game planning coach, which is a position that was added prior to the 2023 season.

Although the 2024 season will be his second as part of the Major League coaching staff, Kawamura has played a significant role in the Astros baseball operations department for several years. Prior to last season, he served as manager of advance scouting. In that role, he worked in the clubhouse directly with the players, coaches and manager for all home and road games.

Kawamura first joined the Astros organization as a development coach at Double A Corpus Christi, serving in that role for the 2016 and 2017 seasons. He joined the Astros Major League staff as coordinator, Major League advance information in November of 2017. He would later be promoted to manager of advance scouting in November of 2020.

Prior to joining the Astros, Kawamura spent the 2015 season as a baseball operations intern with the New York Mets organization. Before joining the Mets, he was a video intern for Baseball Info. Solutions in 2014.

Kawamura is a graduate of Willamette University, in Salem, Oregon, where he was an infielder and four-year starter. He served as team captain for two seasons. Kawamura earned a Bachelors of Arts degree at Willamette in Mathematics and Economics.

ASTROS
FRONT OFFICE

ASTROS
COACHING STAFF

HOUSTON
ASTROS

SCOUTING & PLAYER
DEVELOPMENT

2023 SEASON
IN REVIEW

2024
OPPONENTS

HISTORY &
RECORDS

SPRING
TRAINING

MEDIA
INFORMATION

MINUTE MAID
PARK



JEREMIAH RANDALL

HEAD ATHLETIC TRAINER

Jeremiah Randall was named the Astros Major League head athletic trainer on Nov. 9, 2015. The 2024 season will be his ninth atop the Astros athletic training staff.

Randall and his staff are recognized as one of the best in baseball, as the group was named the Major League Baseball Athletic Training Staff of the Year in 2017, an award that's given out by PBATS (Professional Baseball Athletic Trainers Society) and voted on by training staffs from throughout the league.

Randall and his staff proved to be invaluable in 2020 and 2021 as they oversaw much of the Astros COVID-19 safety protocols as the club navigated through two challenging seasons. Randall oversaw the testing of players and staff, which became a daily occurrence in 2020 during the Astros extended playoff run.

Prior to joining the Astros, Randall spent the previous three seasons with the Pittsburgh Pirates serving as the club's Major League rehab coordinator and physical therapist/assistant athletic trainer. Prior to joining the Pirates, Randall worked two seasons with the Los Angeles Dodgers, serving as their minor league rehab coordinator in 2010 and as their Major League physical therapist for the 2011 season.

In addition to his time in Major League Baseball, Randall spent time as an intern in the NFL with the Seattle Seahawks and New England Patriots. He has also presented at several national sports medicine conferences and has contributed as an author to various sports medicine and rehabilitation textbooks.

Currently, he is the principal investigator for the testing of several functional upper extremity assessment tools for use in the overhead throwing athlete. In addition to his clinical research, he has co-authored several case studies that are under peer review for publication in the American Journal of Sports Medicine.

Randall received his Doctor of Physical Therapy Degree in 2009 from the University of Miami (FL). While there, he conducted research involving active military members and aided in the development of the Comprehensive High-level Activity Mobility Predictor (CHAMP).

He received his undergraduate degree in biology from Tabor College in Hillsboro, Kan., and went on to the University of Kansas to obtain his athletic training degree. During his time at Tabor College, he was a three-year letterman in basketball and track and received all-conference honors in both sports.

Randall was born in Mound City, Kan. Currently, he resides in The Woodlands, TX, with his wife, Kelly, daughter Aliann and son Declan.



ERIC VELAZQUEZ

ASSISTANT ATHLETIC TRAINER

Eric Velazquez joined the Astros organization in 2022 as Major League assistant athletic trainer.

Velazquez previously served as the athletic training coordinator for the Boston Red Sox from 2019-2021. Prior to that, he worked in the Boston system as an affiliate athletic trainer for the Triple A Pawtucket Red Sox for two seasons (2017-18) and for Double A Portland for one season (2016).

Velazquez began his career in baseball in 2010 with the New York Mets organization, working at their Dominican Republic Academy. He then was named as their Latin America coordinator in 2011. Over the next few seasons, he served as athletic trainer for Short-A Brooklyn (2012-2013) and Single-A Savannah (2014-2015).

Additionally, Velazquez has worked as an athletic trainer for the Dominican Winter League (2011), Arizona Fall League (2012), Venezuelan Winter League (2014-15) and the World Baseball Classic (2017).

He received his bachelor's degree in exercise biology from the University of California, Davis, and his master's in athletic training from Stephen F. Austin University.

Originally from Los Angeles, CA, Velazquez now resides in Pflugerville, TX, with his wife and two daughters.



TAYLOR WITCZAK

ASSISTANT ATHLETIC TRAINER

Taylor Witczak joined the Astros organization in December of 2022 as assistant athletic trainer/physical therapist for the Major League club.

Before joining the Astros, Witczak worked for the Miami Marlins during the 2021-22 seasons, serving as the minor league medical coordinator for most of 2022 and as minor league rehabilitation coordinator from 2021-22.

Prior to beginning his career in baseball, he completed a seasonal athletic training/physical therapy internship with the San Francisco 49ers during the 2020 season.

Witczak received a bachelor's degree in athletic training and doctorate of physical therapy from Grand Valley State University. He served internships with EXOS, the Arizona Diamondbacks, and Northwestern University Football.

Witczak is from Hudsonville, MI and resides in Houston, TX with his wife, Jessi, and their dogs, Izzy and Marlin.



JOHN GREGORICH

ASSISTANT ATHLETIC TRAINER

John Gregorich, who was named to the Astros Major League staff in 2024 as an assistant athletic trainer, is in his 11th season with the Astros organization overall. Most recently, he served as medical coordinator in the Astros minor league system from 2022-2023.

Since joining the Astros organization in 2014, Gregorich has served as athletic trainer at several stops, including Triple-A Sugar Land (2021), Alternate Training Site (2020), Triple-A Round Rock (2019), Double-A Corpus Christi (2018), Class-A Buies Creek (2017), Class-A Tri-City (2015-16), and Rookie Level Greeneville (2014). In 2014, he was named as the 2014 PBATS Appalachian League Athletic Trainer of the Year.

Prior to joining the Astros, Gregorich spent two seasons in Cleveland's organization (2012-13), spending 2012 as an intern at Class A Lake County before joining the Major League club as a sports medicine intern in 2013.

In 2011, Gregorich earned his bachelor's degree in exercise science from Bellarmine University in Louisville, Kentucky and later went on to earn his Master of Science degree in athletic training from the University of Tennessee at Chattanooga in 2013.

A native of Chardon, Ohio, Gregorich currently resides in Houston, Texas with his wife, Chrystal, their son, William, and their daughter Maddison.



HAZEL WESSIN

MAJOR LEAGUE STRENGTH & CONDITIONING COACH

Beginning in 2024, Hazael Wessin will serve as the Astros head Major League strength and conditioning coach, after serving as the Astros assistant strength and conditioning coach for the prior two seasons (2022-23).

A native of Santo Domingo in the Dominican Republic, Wessin is believed to be Major League Baseball's first full-time, Dominican-born strength and conditioning coach. He served as the strength coach for the Dominican Republic in the 2023 World Baseball Classic.

The 2024 season will be Wessin's 10th in the Astros organization, and his third at the Major League level. Prior to joining the Major League staff in 2022, Wessin served as strength coach for the Triple A Sugar Land Skeeters in 2021. In 2020, he was part of the staff assigned to the Astros alternate training site, which was a result of the 2020 minor league season being cancelled due to the pandemic.

In 2019, Wessin, who is fluent in Spanish, was the Astros Latin America strength and conditioning coordinator. Prior to that, he was the strength and conditioning coach for Class A Quad Cities in 2017 and Class A Advanced Buies Creek in 2018, with both of those clubs winning their respective titles. Wessin worked with several of the current Astros players during his years in the minor league system.

Prior to joining the Astros, Wessin assisted the Boston Red Sox Dominican Summer League operations in 2014.

Wessin received his bachelor's degree in sports management from Faulkner University in 2014. He also received his associate of arts degree in liberal arts from Western Oklahoma State College in 2012, where he played catcher on the baseball team. In 2011, his Western Oklahoma State squad captured the NJCAA National Championship.

Additionally, Wessin is a certified strength and conditioning specialist (CSCS).

ASTROS
FRONT OFFICEASTROS
COACHING STAFFHOUSTON
ASTROSSCOUTING & PLAYER
DEVELOPMENT2023 SEASON
IN REVIEW2024
OPPONENTSHISTORY &
RECORDSSPRING
TRAININGMEDIA
INFORMATIONMINUTE MAID
PARK



ZACH REDING

ASSISTANT MAJOR LEAGUE STRENGTH & CONDITIONING COACH

In November of 2023, Zach Reding was named as assistant strength and conditioning coach for the Astros Major League staff, marking his first Major League assignment.

Prior to joining the big league club, Reding spent the last two seasons (2022-23) as strength and conditioning coach for Triple A Sugar Land.

Reding joined the Astros organization in 2018 as an intern at the Florida Complex League before being hired full-time as strength and conditioning coach at Low A Quad Cities in 2019. He later moved up to High A Asheville as their strength and conditioning coach in 2021 before joining Sugar Land in 2022. During his time in the Astros minor league system, Reding has worked with several of the Astros current Major League players.

In 2016, Reding earned a bachelor's degree in Kinesiology and Exercise Science from Wichita St. University, where he was on the Dean's List and was a member of the varsity baseball team, playing outfield and first base. Prior to enrolling at Wichita St., he played baseball for one season at Texas Tech. He later earned his master's in Education and Exercise Science from Wichita St. in 2018.

Currently, Reding is pursuing a master's in Performance Science at Setanta College.



GEORDAN STAPLETON

MAJOR LEAGUE DIETITIAN

Geordan Stapleton joined the Astros Major League staff in January as the club's new dietitian. As part of her duties, she will be responsible for creating a food and nutrition plan for the Astros Major League players and staff for Spring Training camp and for regular season home and road games.

Previously, Stapleton served as minor league nutrition coordinator for the past three seasons (2021-23) for the New York Mets organization in Port St. Lucie, FL. In this role, she spearheaded nutrition programming for all of the Mets minor league affiliate athletes while also mentoring Mets nutrition associates. Her role also included travel to minor league affiliates in the United States and to the Mets Dominican Academy.

Prior to joining the Mets organization, Stapleton had served as Olympic Sports Dietitian at Liberty University in Lynchburg, VA from September of 2019 until March of 2021. In that role, she oversaw the sports nutrition programs for men's and women's basketball, volleyball, baseball, soccer and track and field.

She was also a sports nutrition assistant for the Indianapolis Indians, the Triple A affiliate of the Pittsburgh Pirates, for the 2019 season.

Stapleton earned a Bachelor of Science degree in dietetics from Florida State University in 2017 before going on to earn her master of science degree in clinical nutrition from the University of Memphis in 2018. She is a registered and licensed dietitian in the state of Texas.

Stapleton is a native of Montgomery, AL.



BRAD STONE

MASSAGE THERAPIST

Brad Stone joined the Astros Major League staff as Massage Therapist this offseason.

Prior to joining the Astros, Stone had served as the full-time Massage Therapist for the Arizona Coyotes of the National Hockey League for the past three seasons (2021-23). In addition to providing therapeutic massages and other modalities for the Coyote players, he worked with the medical team to assist in the rehabilitation process for injuries.

Stone, who is a certified, licensed massage therapist, also provides services for clients through the company he owns, Kinetic LMT, which he opened in 2019 in Phoenix, AZ. As a result, he has experience in working with professional and collegiate athletes in a wide variety of sports.

Stone earned a bachelor's degree from the University of Oklahoma before earning certification in Therapeutic Massage from Phoenix College in Arizona in 2019.



JAVIER BRACAMONTE

BULLPEN CATCHER

Javier Bracamonte has spent the last 23 seasons as the Astros bullpen catcher, joining the club in that role in 2001. In his role, Javier, who wears jersey number 85, travels to Spring Training and on every road trip assisting the coaching staff by catching bullpens, throwing batting practice and hitting infield practice.

During his time with Houston, Javier has taken part in seven MLB All-Star Games, including as the batting practice pitcher in the Home Run Derby for Alex Bregman in 2018-19. He also took part in the 2004 All-Star Game in Houston, catching bullpens and working pregame activities. He would also pitch batting practice in the next two All-Star Games, throwing to Andruw Jones and Jason Bay in 2005 in Detroit and to Miguel Cabrera in Pittsburgh in 2006.

A former shortstop and second baseman, Bracamonte played at the New York Yankees Venezuelan Academy from 1988-90, which made him just the third Venezuelan to sign a professional contract after serving as a bat boy in the Venezuelan Winter League. He would join the Astros organization in 2001 after five years of giving private baseball lessons.

Born in Caracas, Venezuela, he now resides in Houston, Texas, with his wife, Katie, and his daughters, Jaelyn and Jade. His son Gustavo, currently works in the Miami Marlins organization.



CARL SCHNEIDER

CLUBHOUSE MANAGER

Carl Schneider, who has been with the Astros organization since 1989, became the Astros clubhouse manager in 2011. While with the Astros, Schneider has worked 17 Astros playoff runs, four All-Star Games (1998, 2003-04, 2018) and five World Series (2005, 2017, 2019, 2021-22).

In 2020, Schneider was named the winner of the Fred Hartman Long and Meritorious Service to Baseball Award, named by the Houston Chapter of the Baseball Writers Association of America.

Additionally, in 2017, Schneider was named the winner the Pete Sheehy Clubhouse Award (Clubhouse Manager of the Year), which is given out annually to a home and visiting clubhouse manager, and voted on by the MLB Clubhouse Manager's Association.

Schneider, who is one of the longest-tenured employees in the organization, originally joined the Astros in 1989 as a bat boy and also handled clubhouse duties during the baseball season. He joined the home clubhouse staff full time in 1995 and would work in that role until assuming the clubhouse manager duties in 2011.

A Texas native, Schneider currently resides in Houston where he has enjoyed raising his sons Zachry and Max and daughters Amie and Madyson. Schneider's oldest son, Zach, is currently a left-handed pitcher at Truman State University in Missouri.



STEVE PERRY

VISITING CLUBHOUSE MANAGER

Steve Perry has worked for the Astros organization since 1979 and has served as the visiting clubhouse manager since 1989.

Over the years, Perry has developed a fine reputation in Major League Baseball for his work. He is a three-time winner (2000, 2008-09) of the Pete Sheehy Clubhouse Award (Clubhouse Manager of the Year), which is given out annually to a home and visiting clubhouse manager. The award is voted on by his peers within the MLB Clubhouse Manager's Association.

He also earned the Fred Hartman Long and Meritorious Service to Baseball Award in 2013, named by the Houston Chapter of the Baseball Writers Association of America.

Perry joined the Astros as a bat boy at the start of the 1979 season, but by the All-Star Break was promoted to an assistant in the visiting clubhouse. He was named visiting clubhouse manager in 1989, and has filled that role since. During his Astros tenure, Steve has worked five All-Star games, five World Series and 20 postseason runs.

Perry is fluent in Spanish, having spent several years of his childhood in South America after his father was relocated for work. He and his wife, Jessica, reside in Houston and have two daughters, Nicole and Amanda.

ASTROS
FRONT OFFICEASTROS
COACHING STAFFHOUSTON
ASTROSSCOUTING & PLAYER
DEVELOPMENT2023 SEASON
IN REVIEW2024
OPPONENTSHISTORY &
RECORDSSPRING
TRAININGMEDIA
INFORMATIONMINUTE MAID
PARK

ADDITIONAL CLUBHOUSE STAFF



David 'Tweety' Burd
Home Clubhouse
Assistant




Stacy Gallagher
Home Clubhouse
Assistant



Jake Kucherka
Home Clubhouse
Attendant



Corey Gallagher
Vis. Clubhouse
Assistant



Mark Landwehr
Vis. Clubhouse
Assistant



Chuck New
Vis. Clubhouse
Assistant



2024 SEASON

HOUSTON ASTROS

HOUSTON★ASTROS

RELENTLESS



BRYAN ABREU

52
RHP

HT	WEIGHT
6'1"	230

RIR
61

Born: 4/22/97 in Santo Domingo, DR

Opening Day Age: 26

Contract Status: Signed through 2024

Acquired: Signed as a non-drafted free agent on Nov. 11, 2013.

Resides: Santo Domingo, DR

ML Service: 3.022

CAREER HIGHLIGHTS

- Electric right-handed reliever has appeared in 169 games in the Majors with Houston over the last five seasons (2019-23)...owns a 10-5 record with eight saves, a 2.60 ERA (52ER/180.1IP) and 240 strikeouts in 180.1 Major League innings.
- Has appeared in three postseasons in his career (2019, 2022-23)...owns a 2.66 ERA (6ER/20.1IP) with 33 strikeouts, a 0.98 WHIP and a .164 opponent average in 20 career postseason relief appearances.
- Had his best Major League season in 2023, reaching career highs in innings (72), strikeouts (100), saves (5) and holds (24), while also reaching career lows in ERA (1.75), WHIP (1.04), and opponent average (.177)...finished the season being scoreless in his last 27 appearances (27.2 IP), striking out 33 batters during that span, while going three-for-three in saves and posting eight holds...it was the longest scoreless innings streak by a reliever in the Majors this season...per Elias, his streak ties as the longest by an Astros reliever in a single season in club history with RHP Dave Smith in 1987.
- Had a breakout 2022 season, spending the entire year at the Major League level...posted a 1.94 ERA (13ER/60.1IP) in a career high 55 relief appearances...finished the year ranking fourth among AL relievers in SO/9 (13.13), tied for fourth in strikeouts (88) and seventh in ERA (1.94).
- Continued his 2022 regular season success into the postseason...made 10 appearances in the 2022 postseason, tossing 11.1 scoreless innings, while striking out 19 and allowing just four hits...recorded five holds, including two in the World Series, one being in Game 6 of the Fall Classic, the Astros series-clinching win.
- Made 31 appearances for the Astros in 2021...picked up his first Major League win on April 2, 2021 at OAK (0ER/2.1IP) and his first MLB save on May 26, 2021 vs. LAD (0ER/1IP)...also picked up seven holds while serving as a set up reliever for the club.
- Advanced from Class A Advanced Fayetteville to the Majors in 2019, making seven regular season appearances for the Astros...was also on the club's ALCS roster, making one appearance in the series against the Yankees...also had a banner 2019 year at Double A Corpus Christi, as he was named a Texas League Midseason All-Star, the first All-Star honors of his professional career.

BROADCAST NOTES

- Signed by Houston as a 16-year-old prospect out of Santo Domingo, DR on Nov. 11, 2013...signed by Astros scouts Oz Ocampo, Marc Russo and Rafael Belen.
- At the age of 13 and prior to his professional signing, worked construction and helped his uncle, a mechanic, fix cars, in Santo Domingo.
- Grew up playing youth basketball in the Dominican, a sport that was taught to him by his mother and father, who both played basketball as children...by the age of 13, he was competing in Under-17 All-Star teams, facing athletes four years older than him...according to Abreu, he had no issue adjusting and would "dunk and block everybody" in those games.
- He also played recreational baseball, where he was eventually uncovered by Buscones, who are unaffiliated baseball scouts, which invited him to join a baseball program at the Olympic Center in Santo Domingo...at the age of 14, was requested by his mother to choose baseball or basketball as a focus...chose baseball and was rewarded with a professional contract just two years later...still loves the game of basketball, and in Spring Training of 2019, Abreu, who was an unknown prospect at the time, was selected by Justin Verlander to be his partner during a team basketball shooting contest...Abreu grew up idolizing Verlander and still holds that idol today.
- As a prospect, was a longterm project of former Astros pitching coach Brent Strom, who always believed in Abreu's abilities...in the offseason prior to the 2022 season, honed in on improving his command with the assistance of Astros minor league pitching coach Erick Abreu, who has worked with Bryan at various levels of the Astros organization since his pro debut in 2014.
- After that offseason work, had a breakout 2022 season and followed that up with a dominant 2023...works with an overpowering arsenal of a 97mph fastball and a high spin rate slider...primarily mixes those two pitches, throwing the fastball 41% of the time, compared to the slider at 47%...his fastball topped out at 100.9 in 2023, the hardest pitch of his Major League career
- Was added to the Astros 40-man roster on Nov. 20, 2018...was eligible for arbitration for the first time in his career this offseason...is still under control by the Astros for another three years.

- Added to the Astros 40-man roster following the 2018 season after he went 6-1 with a 1.49 ERA (9ER/54.1IP) and 90 strikeouts in 14 games (seven starts) between Class A Quad Cities (10g) and Class A Short Season Tri-City (4g).

2023 SEASON:

- Recorded the best season of his career...went 3-2 with five saves and a 1.75 ERA (14ER/72IP)...also recorded a 1.04 WHIP, 100 strikeouts, 31 walks, and a .177 opponent batting average.
- Set career highs in innings (72), strikeouts (100), saves (5) and holds (24)...also set career-lows in ERA (1.75), WHIP (1.04), and opponent average (.177)...became the first Astros reliever to record 100 strikeouts in a single season since RHP Josh James (100 SO) in 2019.
- Among AL relievers, ranked fourth in strikeouts (100), fifth in ERA, tied for fifth in appearances (72), tied for seventh in holds (24) and eighth in SO/9IP ratio (12.50)...made a career-high 72 appearances this season, topping his previous career-high of 55 appearances reached in 2022.
- Made his third career **OPENING DAY** roster (2021-23)...also made two appearances for Team Dominican Republic in '23 World Baseball Classic.
- Won seven consecutive decisions from July 6, 2021-May 29, 2023...his winning streak spanned 88 appearances over parts of 3 seasons.
- Finished the season being scoreless in his last 27 appearances (27.2 IP), striking out 33 batters during that span, while going three-for-three in saves and posting eight holds...it was the longest scoreless innings streak by a reliever in the Majors this season...it was the longest scoreless streak in his career, topping his previous career-high of 21.2 innings posted in 2022...per Elias, his streak ties as the longest by an Astros reliever in a single season in club history with RHP Dave Smith in 1987.
- In the 2023 **POSTSEASON**, he recorded a 4.32 ERA (4ER/8.1IP) with two walks, 14 strikeouts, a .194 opponent batting average and a 0.96 WHIP in nine appearances...recorded five scoreless appearances to begin the postseason, which extended his postseason scoreless innings streak to 17.1 innings, which ranks as the third-longest in club history.
- Following a hit by pitch of RF Adolis Garcia in Game 5 of the ALCS, received a two-game suspension from Major League Baseball...the suspension will be served at the opening of the 2024 season.

2022 SEASON:

- Went 4-0 with two saves and a career-best 1.94 ERA in 60.1 innings...in 55 games, gave up just two homers...recorded eight holds and struck out 13.13 batters per 9 innings.
- Reached career-highs in appearances (55), IP (60.1), wins (4), saves (2), WHIP (1.18 min. 8g), holds (8), ERA (1.94, min. 8g) and strikeouts (88)...finished seventh in ERA among qualified AL relievers.
- Made his second career **OPENING DAY** roster.
- Had 21.2-inning scoreless streak, spanning 19 appearances, from July 16-Sept. 11...in those 19 apps: 0.00 ERA, two saves, 21.2 IP, eight hits, 29 SO, a 0.69 WHIP and a .114 opponent average.
- In his last 25 regular season games: 0.72 ERA, 36 strikeouts in 25 IP and five holds.
- Posted an ERA+ of 200 this season, 100 points higher than the average mark...his strikeout percentage of 35.5% ranked in the top 3% of MLB, while his xBA of .196 ranked in the top 10% and xSLG of .274 ranked in the top 3% of baseball.
- Averaged 97.2 mph on his fastball this season...topped out at 100.8 mph this season on April 12 at ARI (hardest pitch of MLB career).
- Finished the year ranked seventh in ERA among AL relievers (1.94), tied for fourth among AL relievers in strikeouts (88) and fourth among AL relievers in SO/9 (13.13), which also led the Astros.
- Posted a 0.83 ERA at Minute Maid Park...flourished in day games, tossing a 0.54 ERA across 16.2 IP...was great in one-run games, allowing a .154 opponent batting average and tossing a 1.20 ERA...had high success rate against lefties, allowing them to hit just .189 off him with no homers.
- Changed his jersey number to #52 on May 24...had worn #66 for the Astros since debuting in 2019.
- Entered **POSTSEASON** having pitched in one playoff game prior and proceeded to turn in a dominant tournament, allowing no runs over the 11.1 innings and 10 games he pitched in...struck out 19, allowed just four hits...earned five holds as batters hit just .105 (4x38) against him...the Astros went 9-1 in the games he pitched in.
- Led the postseason in holds with five...also pitched more than any other reliever in the playoffs (11.1 innings) and had an ERA of 0.00...became the 11th reliever in MLB history to throw 11.1 or more scoreless innings in a single postseason.

2021 SEASON:

- Made the Astros **OPENING DAY** roster and pitched primarily with the Major League club for the first four months of the season...ended up having three different Major League stints.
- Made 31 MLB appearances, going 3-3 with a save and seven holds, while posting a 5.75 ERA (23ER/36IP)...struck out 36 in his 36.0 innings.
- Earned his first MLB win on April 2 at OAK (0ER/2.1IP) and his first MLB save on May 26 vs. LAD (0ER/1IP).

- Pitched better than his ERA indicated, as he allowed seven runs in 0.2 of an inning in his final Major League outing...in his first 30 appearances on the season, owned a 4.08 ERA.
- Pitched most of April and May in the Astros bullpen...sidelined from May 30-July 6 with a left calf strain...returned to the club for July before being optioned for the first time on the season on July 31 following the Astros trade deadline acquisitions...would bounce between Triple A and the Majors for the remainder of the season.
- Had a great year at Triple A Sugar Land, posting a 1.76 ERA (3ER/15.1IP) with 24 strikeouts in 15.1 innings pitched...also picked up six holds in his 15 appearances.
- Was on the Astros Taxi Squad for the entirety of the **POSTSEASON**, but was not elevated to an active roster.
- Following the season, pitched for the Toros del Este in the Dominican Winter League, making seven starts and posting a 1-4 record and a 2.42 ERA (7ER/26IP)...struck out 28 in his 26.0 innings.

2020 SEASON:

- Made four appearances over one stint with the Astros, posting a 2.70 ERA (2ER/12IP) with seven walks and three strikeouts.
- **OPENING DAY:** Made his first Opening Day roster.
- Was placed on the Injured List on Sept. 29 for an undisclosed injury.

2019 SEASON:

- Had an impressive seven-game showing in his first MLB season.
- Averaged 13.50 strikeouts per nine innings (13SO/8.2IP) and held opponents to a .138 (4x29) batting average.
- Was scoreless in six of seven MLB appearances.
- Held the opposition to 1x8 (.125) with runners in scoring position.
- Made his MLB debut on July 31 at CLE, throwing 1.0 scoreless inning.
- **POSTSEASON:** Made the Astros ALCS roster, appearing in one game vs. NYY (Game 1)...at 22 years, 173 days old, became the second-youngest pitcher to appear in a postseason game for the Astros, older than only Lance McCullers Jr. (22 yr., 10 days old) who did so in ALDS Game 4 vs. KC in 2015.
- Was a Double A Texas League Midseason All-Star.
- Received Texas League Pitcher of the Week honors on May 19.

MINOR LEAGUES:

- In **2018**, combined to go 6-1 with a 1.49 ERA (9ER/54.1IP), 23 walks, 33 hits allowed and 90 strikeouts in 14 games (7 starts) at Class A Quad Cities (10g) and Class A Short Season Tri-City (4g).
- Posted a scoreless innings streak of 16.2 innings over five games from July 3-21, 2018.
- Struck out a career-high 11 batters on July 28, 2018 at Cedar Rapids.
- Spent his first four pro seasons (**2014-17**) pitching at the rookie levels of the Astros system...tallied 152 strikeouts in 141.2 innings pitched during those four years, but also allowed 97 walks.

BRYAN ENRIQUE ABREU

Year	Team	W	L	ERA	G	GS	CG	SHO	SV	IP	H	R	ER	HR	HB	BB	SO	WP	BK	AVG
2014	DSL Astros Orange (R)	0	2	6.55	16	0	0	0	2	22.0	19	20	16	0	5	20	23	9	0	.238
2015	DSL Astros Orange (R)	2	2	3.83	14	10	0	0	0	51.2	34	29	22	2	8	36	48	3	0	.195
2016	Greeneville (R)	0	1	11.81	3	1	0	0	0	5.1	6	8	7	0	2	5	6	3	0	.286
	GCL Astros (R)	2	4	3.78	10	3	0	0	0	33.1	33	20	14	0	0	15	35	3	1	.250
2017	Greeneville (R)	1	3	7.98	8	6	0	0	0	29.1	29	27	26	4	0	21	40	8	0	.259
2018	Tri-City (A)	2	0	1.13	4	2	0	0	0	16.0	11	3	2	2	0	6	22	3	0	.196
	Quad Cities (A)	4	1	1.64	10	5	0	0	3	38.1	22	8	7	2	2	17	68	4	1	.165
2019	Fayetteville (A)	1	0	3.68	3	3	0	0	0	14.2	9	6	6	2	2	6	25	2	1	.176
	Corpus Christi (AA)	6	2	5.05	20	13	0	0	2	76.2	60	45	43	6	7	48	101	14	1	.217
	HOUSTON	0	0	1.04	7	0	0	0	0	8.2	4	1	1	0	0	3	13	0	0	.138
2020	HOUSTON	0	0	2.70	4	0	0	0	0	3.1	1	2	1	0	2	7	3	0	0	.091
2021	HOUSTON	3	3	5.75	31	0	0	0	1	36.0	35	26	23	4	3	18	36	4	0	.254
	Sugar Land (AAA)	0	0	1.76	15	0	0	0	0	15.1	11	3	3	0	0	13	24	0	0	.200
2022	HOUSTON	4	0	1.94	55	0	0	0	2	60.1	45	16	13	2	4	26	88	7	0	.207
2023	HOUSTON	3	2	1.75	72	0	0	0	5	72.0	44	17	14	6	3	31	100	1	0	.177
MINOR LEAGUE TOTALS		18	15	4.34	103	43	0	0	7	302.2	234	169	146	18	26	187	392	49	4	.214
MAJOR LEAGUE TOTALS		10	5	2.60	169	0	0	0	8	180.1	129	62	52	12	12	85	240	12	0	.201

DIVISION SERIES RECORD

Year	Team/Opponent	W	L	ERA	G	GS	CG	SHO	SV	IP	H	R	ER	HR	HB	BB	SO	WP	BK	AVG
2022	HOU/SEA	0	0	0.00	3	0	0	0	0	3.1	1	0	0	0	0	1	6	0	0	.091
2023	HOU/MIN	0	0	0.00	3	0	0	0	0	3.1	2	0	0	0	0	0	7	1	0	.167
TOTALS		0	0	0.00	6	0	0	0	0	6.2	3	0	0	0	0	1	13	1	0	.130

CHAMPIONSHIP SERIES RECORD

Year	Team/Opponent	W	L	ERA	G	GS	CG	SHO	SV	IP	H	R	ER	HR	HB	BB	SO	WP	BK	AVG
2019	HOU/NYY	0	0	27.00	1	0	0	0	0	0.2	2	2	2	1	0	2	0	0	0	.500
2022	HOU/NYY	0	0	0.00	3	0	0	0	0	3.0	2	0	0	0	0	1	4	0	0	.182
2023	HOU/TEX	0	0	7.20	6	0	0	0	0	5.0	4	4	4	1	2	2	7	0	0	.211
TOTALS		0	0	6.23	10	0	0	0	0	8.2	8	6	6	2	2	5	11	0	0	.235

WORLD SERIES RECORD

Year	Team/Opponent	W	L	ERA	G	GS	CG	SHO	SV	IP	H	R	ER	HR	HB	BB	SO	WP	BK	AVG
2022	HOU/PHI	0	0	0.00	4	0	0	0	0	5.0	1	0	0	0	1	2	9	0	0	.063

ABREU CAREER TRANSACTIONS

- Signed by Houston as a non-drafted free agent on Nov. 11, 2013.
- On Injured List, Sept. 29-Nov. 2, 2020.
- On Injured List, May 30-July 6, 2021 (left calf strain).

ABREU CAREER HIGHS

Longest Winning Streak:7 -- July 6, 2021-May 17, 2023
Longest Losing Streak:2 (2x) -- last, May 29-June 24, 2023
Strikeouts:4 (4x) -- last, Sept. 27, 2023 at Seattle
Walks:3 (2x) -- last, June 24, 2023 at Los Angeles (NL)
Innings (starter):none
Innings (relief):2.1 (2x) -- last, April 9, 2021 vs. Oakland
Low-Hit Game (CG):none



JOSÉ ABREU

79
IF

HT	WEIGHT
6'3"	250

Born: 1/29/87 in Cruces, Cuba

Opening Day Age: 37

Contract Status: Signed through 2025

Acquired: Signed as a free agent on Nov. 28, 2022.

Resides: Miami, FL

ML Service: 10.000

CAREER HIGHLIGHTS

- Slugging veteran first baseman is now in his second season with the Astros...is a former American League MVP (2020), Rookie of the Year (2014), three-time **ALL-STAR** (2014, 2018, 2019) and a three-time Silver Slugger Award recipient (2014, 2018, 2020)...is one of 25 players in MLB history to win both MVP and Rookie of the Year honors during their career.
- Prior to last year, spent his entire nine-year Major League career with the Chicago White Sox...for his career, has hit .286 (1573x5494) with 261 home runs, 953 RBI, 759 runs and an .843 OPS (.348 OBP/.494 SLG)...from 2014-23, led the American League in total bases (2,716), games played (1,411) and RBI (953)...also ranked second in hits (1,573) and third in home runs (261)...additionally, has played in 152 or more games in six of his nine full seasons in Majors...in the COVID-shortened 2020 season, he played in all 60 of the White Sox games.
- Still ranks among the White Sox all-time leaders in HR (3rd, 243), slugging (3rd, .506), HBP (3rd, 117), OPS (4th, .860), extra-base hits (5th, 562), RBI (5th, 863), doubles (6th, 303) and total bases (7th, 2,509).
- In 18 career **POSTSEASON** games, has hit .306 (22x72) with five home runs and 18 RBI (.917 OPS)...had a strong postseason in 2023, hitting .295 (13x44) with four homers and a .945 OPS...if an MVP was awarded for the 2023 ALDS vs. MIN, it would have went to Abreu, who was the difference maker in Games 3 and 4 as he combined to hit three homers and record seven RBI in those two games alone.
- Had a milestone season in 2023 with Houston, reaching all of the following: 10 years of service, 1,500 hits, 900 RBI, 250 homers...became just the fourth Cuban player to reach 250+ homers and just the 12th to reach 1,500 hits.
- With the White Sox in 2022, Abreu batted .304 (183x601) with 15 home runs, 75 RBI, a career-high 62 walks, and a .824 OPS (.378 OBP/.446 SLG)...he also ranked second in hits, third in multi-hit games (53) and fifth in batting average in the AL.
- In 2020, Abreu earned the AL MVP after he batted .317 (76x240) with 19 home runs, 60 RBI, 148 total bases and a .987 OPS during the COVID-shortened season...he led the AL in hits, RBI, slugging percentage and total bases...became the only player in White Sox history to lead the Majors in RBI

BROADCAST NOTES

- Was born and raised in Cruces, which is a small town in the Cienfuegos Province in Cuba...Cruces is around 150 miles southeast of Havana, the Cuban capital city...in Cuba, players compete for their provinces, so at the age of 16, Abreu joined Cienfuegos in Cuba's top league, the Serie Nacional.
- Played 10 seasons (2004-13) with Cienfuegos before defecting in August of 2013...played in multiple International tournaments throughout his Cuban career, which exposed his talents to the rest of the baseball world...last competed internationally for Cuba in the 2013 World Baseball Classic, during which he made the decision to eventually defect.
- Defected in August of 2013 along with his wife, Yusmary, his parents, his sister and her husband...had to leave behind his two-year-old son Daniel, due to the dangerous nature of their defection...went over two years without seeing his son before returning to Cuba as part of Major League Baseball's goodwill tour in December of 2015...Daniel resides in Cuba with his mother, but has been able to visit his father in Miami on visitor visas dating back to the 2016 season.
- At the time of his defection, first went to Haiti, where he established residency, then on to the Dominican Republic, living in Santo Domingo...worked out in showcases for three months before signing with the White Sox as a free agent on Oct. 29, 2013.
- Wears the number 79 in honor of his mother, Daisy Correa, who was the driving force behind the families' defection from Cuba...when signing with the White Sox, José asked his mother to pick a jersey number that would stand out, and she chose #79...he is the only player in Astros history to wear #79 in a game.
- IN THE COMMUNITY:** In his first year with the Astros, partnered with the Astros Foundation to raise awareness on the importance of mental health...as part of his advocacy for the cause, joined the Astros Foundation, NAMI (National Alliance on Mental Illness) Greater Houston and the Happy Jack Foundation for a ribbon cutting ceremony at the NAMI Greater Houston Walk in May of 2023.
- After nine seasons (2014-22) in Chicago, signed on with the Astros on Nov. 28, 2022...signed a three-year deal, which will keep Abreu in an Astros uniform through at least the 2025 season.

- Has won the AL Player of the Month Award four times: April 2014, July 2014, July/August 2020 and August 2021...was named AL Rookie of the Month in April, June and July 2014.

2023 SEASON:

- The former AL MVP spent his first season with the Astros after playing the first nine seasons of his career with the White Sox...finished the year with a .237 average (124x529), 18 homers, 90 RBI, 62 runs and a .680 OPS (.296 OBP/.383 SLG) in 141 games.
- In the AL, ranked 5th with a .387 (29x75) batting average with RISP and two outs...also ranked second in the AL in RBI with 44 RBI with RISP and two outs...his 44 RBI with RISP and two outs were second-most in a single season in Astros history, trailing only OF Carlos Lee (45 in 2008).
- Was on his 10th career **OPENING DAY** roster this season...opened the season on a 10-game hitting streak...per Elias, it was the longest hitting streak by a player to begin his Astros career, surpassing a nine-game hitting streak by IF Scott Moore in 2008...it was his longest hitting streak open a season in his 10-year career.
- Recorded his 1,500th career hit on June 13 vs. WAS...became the first player who debuted in 2014-or-later to reach the mark...was the 12th Cuban-born player to reach 1,500 hits.
- Reached 900 career RBI on June 28 at STL...became the sixth Cuban-born player with 900+ career RBI...was the first player who debuted in 2014-or-later to reach 900 career RBI.
- Singled on a 103.6-mph fastball from RHP Jhoan Duran on June 29 vs. MIN...was the fourth-fastest pitch (incl. postseason) to be hit for a base hit in the Pitch-Tracking Era (since '08).
- Hit the 250th home run of his career on July 3 at TEX...became the fourth Cuban-born player to have reached the mark...the home run traveled an estimated 452 feet, which was his longest of the season and tied for the third-longest of his career.

2022 SEASON:

- Played in 157 games in his final season in Chicago, hitting .304 (183x601) with 40 doubles, 15 home runs, 75 RBI, a career-high 62 walks, and a .824 OPS (.378 OBP/.446 SLG).
- Hit 30-plus doubles for his eighth straight full season (15 in 2020).
- Started 157 of Chicago's 162 games...ranks second in the AL since 2019 with 528 games played.

2021 SEASON:

- Finished second in the Majors with 117 RBI and recorded his fifth career 30-plus home run/100-plus RBI season.
- Joined Frank Thomas (eight) and Paul Konerko (five) as the only players in White Sox history with five-plus career 30-HR/100-RBI seasons.
- Recorded 30-plus doubles for the seventh time in the last eight seasons (since 2014)

- Prior to signing with the White Sox, had an incredible 10-year career playing for Cienfuegos in Cuba's Serie Nacional...hit .341 (884x2592) with 178 homers in 640 career games in Cuba.

- Was on the 10-Day IL from Aug. 12-23 with lumbar spine inflammation.
- Finished the season on a strong note, leading the AL with 28 RBI in Sept./Oct...also hit seven doubles to go with six home runs and an .835 OPS through 26 games in Sept./Oct.
- Recorded a career-high tying six-game RBI streak from Sept. 4-10...hit .318 (7x22) with two home runs and 14 RBI during the streak.
- Went 3x5, with two homers, including a grand slam, on Sept. 6 at TEX...also tied his career high with seven RBI...was his third career game with seven RBI, last doing so on Sept. 12, 2020.
- Reached 10 years of MLB service on Sept. 17.
- In the **POSTSEASON**, batted .295 (13x44) with a double, four home runs, 13 RBI and a .945 OPS...his four HR were tied for fifth-most in a single postseason by a player age 36+, trailing OF Barry Bonds (8 in '02), OF Larry Walker (6 in '04), IF David Ortiz (5 in '13) and IF Willie Stargell (5 in '79).
- Three of his postseason homers traveled 430+ feet...became the first player in the Statcast era (since 2015) with three homers of 430+ feet in a single postseason.
- Went 2x5 with two home runs and five RBI in Game 3 of the ALDS...was his first career multi-homer postseason game and is one of 11 multi-homer postseason efforts in Astros history.
- Went 1x3 with a three-run homer, two walks, three runs scored and a stolen base in Game 4 of the ALCS at TEX... became the fifth player in Astros postseason history to have a homer and steal in the same game, joining OF Carlos Beltran, OF Colby Rasmus, OF George Springer and IF Jose Altuve.

- Ranked second in hits, third in multi-hit games (53), fourth in singles (128) and fifth in batting average in the AL.
- Slashed .334/.403/.476 (153x458) over his last 119 games (since May 22).
- Recorded his 300th career double and 2,500th career total base on Sept. 28 at MIN.

- Established career highs in walks (61) and HBP (22).
- Ranked among the AL first base leaders in fielding percentage (T-1st, .995), ultimate zone rating (T-2nd, 1.4) and zone rating (5th, .853)...committed just five errors in 135 games at first base.
- Was the White Sox **OPENING DAY** first baseman for the eighth straight season...hit safely for the seventh time on Opening Day on April 1 at LAA.

ASTROS
FRONT OFFICEASTROS
COACHING STAFF

ABREU, JOSE

SCOUTING & PLAYER
DEVELOPMENT2023 SEASON
IN REVIEW2024
OPPONENTSHISTORY &
RECORDSSPRING
TRAININGMEDIA
INFORMATIONMINUTE MAID
PARK

- Connected on his third career grand slam on April 2 at Angel Stadium...also marked the first slam of the MLB season...hit his second grand slam of the season off Keynan Middleton in the 8th on April 6 at SEA...became the first player in Sox history to hit a slam for his first two home runs of a season.
- Left on May 14 vs. KC after colliding with Hunter Dozier on the first-base line during a pop up...suffered a facial contusion and laceration but tested negative for a concussion...was in the lineup the following night vs. the Royals and homered in the 4th inning.
- Was named AL Player of the Week for May 24-30, his sixth career weekly honor.
- Was named AL Player of the Month for August, his fourth career monthly honor...batted .330/.382/.661 (37x112) with seven doubles, 10 home runs, 25 RBI and 22 runs scored over 28 games to win his second consecutive August AL Player of the Month Award.
- Hit the first-ever regular-season home run in the state of Iowa in the "MLB at Field of Dreams" Game on Aug. 12 vs. the Yankees, a solo shot off Andrew Heaney in the 1st inning.
- In the **POSTSEASON**, went 5x14 (.357) with three RBI, a run scored, two walks and two HBP in the ALDS loss to Houston...went 2-4 with a RBI in both Game 1 and 2 at Minute Maid Park.

2020 SEASON:

- Won the 2020 American League MVP Award...joined Minnesota's Zoilo Versalles (1965) and Oakland's José Canseco (1988) as the only Cuban natives to win MVP honors...also won his third career Silver Slugger Award (also 2014 and 2018).
- Ranked among the AL leaders in numerous categories...was the only player to rank in the Top 5 of the following categories in the AL: hits (1st, 76), RBI (1st, 60), slugging percentage (1st, .617), extra-base hits (1st, 34), total bases (1st, 148), home runs (2nd, 19), average (4th, .317) and OPS (5th, .987).
- Became the first player in White Sox history to lead the Major Leagues in RBI.
- Became the first qualifying player to record as many RBI (60) as games played (60) in a season since the Cubs' Sammy Sosa (160) and Cleveland's Juan González (140) in 2001.
- Was on a 162-game pace to record 205 hits, 51 homers, 162 RBI, 92 XBH and 400 total bases.
- Ranked among the MLB Statcast leaders in 95-plus mph contact (3rd, 97) and total barrels (T-3rd 26).
- Made his seventh straight **OPENING DAY** start at first base on July 24 vs. MIN.
- Recorded a career-high, 22-game hitting streak from Aug. 16-Sept. 9...batted .370/.414/.772 (34x92) with seven doubles, 10 home runs, 28 RBI, 18 runs scored and a 1.186 OPS during the streak...marked the longest hitting streak in MLB in 2020.
- Was named AL Player of the Month for the third time in his career in July/August.
- Was named AL Player of the Week for Aug. 17-23 (fifth career weekly honor) after batting .533/.563/1.333 (16x30) with three doubles, seven home runs, 15 RBI and nine runs scored...became the second player in Sox history to hit .500 or better with at least seven homers and 15 RBI over a seven-game span...OF Albert Belle hit .517 with eight home runs and 17 RBI from July 10-15, 1998.
- Hit six home runs in the three-game series from Aug. 21-23 at CHC...hit a career-high three home runs (all in the sixth inning or later), matched his career high with four hits (13th time) and recorded his 16th game with four-plus RBI on Aug. 22 at Wrigley Field...hit a solo home run in his first at-bat in the series finale on Aug. 23, becoming the first player in franchise history with a homer in four consecutive plate appearances...became the fifth MLB player since at least 1913 to hit six home runs in a three-game series (STATS LLC).
- Went 4x5 with two home runs, a career-high tying seven RBI and five runs scored on Sept. 12 vs. DET...became the first player in Sox history to record at least four hits, two homers, seven RBI and five runs scored in one game.
- In his **POSTSEASON** debut, hit .286/.286/.571 (4x14) with one double, one home run, two RBI and one run scored in three games of the AL Wild Card Series loss at Oakland...hit a two-run homer off Jesús Luzardo in the 3rd inning of Game 1.

2019 SEASON:

- Was among the AL Leaders in RBI (1st, 123); games (5th, 159); HBP (T-5th, 13); hits (7th, 180); TB (8th, 319); PA (8th, 693)...reached 300 total bases for the fourth time in his career.
- Led the AL with a career-high 123 RBI, joining Dick Allen (113 in 1972) as the only players in White Sox history to accomplish the feat.
- Hit 20-plus homers for the sixth straight season, extending his club record for the longest career-opening streak in Sox history...joined Albert Pujols (10, 2001-10) and Joe DiMaggio (eight, 1939-42, '46-49) as the only players in history to record 30-plus doubles and 20-plus homers in his first six seasons.
- Made his third career **AL ALL-STAR** team.
- Ranked fourth in the AL with a .360 (59x164) average vs. LHP and 10th with a .337 (56x166) mark with RISP.
- Collected nine straight RISP hits from April 22-May 1, the longest streak in MLB since 2014 (Elias).
- Went 4x5 with a homer and five RBI on April 26 vs. DET...would have recorded a multi-homer game in the 7th but passed Tim Anderson on the bases and was credited with a single.
- Broke up Justin Verlander's bid for a no-hitter with a solo home run in the 7th inning on May 21 at HOU.
- Hit a game-ending, three-run home run in the 12th on July 3 vs. DET...marked his second career walkoff homer (also April 25, 2014 vs. TB).

2018 SEASON:

- Won his second career Silver Slugger Award (also 2014) and made his second AL **ALL-STAR** Team... became the first Sox player voted into the All-Star Game since Frank Thomas ('96).
- Hit his second career **OPENING DAY** home run on March 29 at KC.
- Was placed on the 10-day injured list on Aug. 22 following surgery to repair a testicular torsion... returned to the lineup on Sept. 10...missed the final 13 games following a procedure to treat an infection in his right thigh (played his final game on Sept. 16).
- Was the White Sox nominee for the Roberto Clemente Award.

2017 SEASON:

- Finished among AL leaders in multiple categories, including: TB (1st, 343), XBH (2nd, 82), multi-hit G (2nd, 58), HBP (3rd, 15), triples (T3rd, 6), hits (4th, 189) and SLG (4th, .552).
- Was a finalist for the Hank Aaron Award and the White Sox nominee for the Clemente Award.
- Reached 30-plus homer for the third time in his career and 100-plus RBI for the fourth time.
- Became the first player in White Sox history (10th in MLB history) to begin his career with four straight 25-plus homer seasons.
- Joined Al Simmons (1924-34), Albert Pujols (2001-10), Ted Williams (1939-42, '46-49) and Joe DiMaggio (1936-42) as the only six players in history to record 100-plus RBI in his first four-plus seasons.
- Ranked among the AL leaders in average vs. LHP (3rd, .356) and with RISP (3rd, .357).
- Was named AL Player of the Week for May 22-28 after batting .452 (14x31) with three doubles, two home runs, five RBI, seven runs scored and a 1.194 OPS (fourth career weekly honor).
- Recorded the sixth cycle in White Sox history on Sept. 9 vs. SF and first since José Valentín on April 27, 2000 vs. BAL...hit his 29th home run in the first, doubled in the third, singled in the seventh and tripled in the eighth...according to Elias, became the first Cuban-born player in Major-League history to record a cycle.

2016 SEASON:

- Recorded his third consecutive season of 30-plus doubles, 25-plus home runs and 100-plus RBI.
- Joined Albert Pujols and Joe DiMaggio as the only players in Major League history to record the following numbers in his first three-plus seasons: 25-plus home runs, 100-plus RBI and 175-plus hits.
- Reached base in a career-high 29 consecutive games from Aug. 2-Sept. 2.
- Played in front of his son, Dariel, for the first time in his career on Aug. 12 at Miami...his son was visiting the U.S. from Cuba.

2015 SEASON:

- Became just the second player in Major League history to record 30-plus home runs with 100-plus RBI in each of his first two seasons, joining Albert Pujols (2001-02 with St. Louis).
- Joined Pujols and Ryan Braun (2007-08) as the only players in baseball history to hit 30 or more homers in each of his first two seasons.
- Hit his first career **OPENING DAY** homer on April 6 at KC.

2014 SEASON:

- In his rookie season, led the AL in SLG (.581), while ranking second in TB (323) and OPS (.964), third in HR (36), and fourth in RBI (107) and XBH (73)... became the first rookie in Major League history to rank among the Top 5 in his league in each Triple Crown category.
- Was named AL Rookie of the Year by the BBWAA, Sporting News and Baseball America...was a unanimous choice by the BBWAA (ninth overall in AL)...also received the Players Choice AL Outstanding Rookie.
- Placed fourth in the AL MVP voting.
- Won his first AL Silver Slugger Award...he and Alexei Ramírez became the first Cuban-born teammates to win the award in the same season.
- Went 2x4 with a double, RBI and run scored on **OPENING DAY** vs. MIN...doubled off Ricky Nolasco in his first at-bat.
- Was named an AL **ALL-STAR**, becoming just the fifth White Sox rookie to accomplish the feat.
- Earned AL Player of the Month honors in April and July and Rookie of the Month for April, June and July...became the first rookie to be named Player of the Month twice in one season and fourth player to earn three-plus rookie awards.
- Became the first AL player ever to receive both honors in his first month in the Majors...joined the Dodgers' Yasiel Puig (June 2013) as the only players in history to be named Player of the Month in his first month in the majors.
- Hit .270 (31x115) with eight doubles, 10 homers and 32 RBI through April, earning both AL Player and Rookie of the Month awards...set Major League rookie records in home runs, RBI, extra-base hits (19) and total bases (71) through April.

ASTROS
FRONT OFFICEASTROS
COACHING STAFF

ABREU, JOSE

SCOUTING & PLAYER
DEVELOPMENT2023 SEASON
IN REVIEW2024
OPPONENTSHISTORY &
RECORDSSPRING
TRAININGMEDIA
INFORMATIONMINUTE MAID
PARK

- Became the first rookie since Minnesota's Kent Hrbek in 1982 to lead the Majors in home runs and RBI through April.
- Won June Rookie of the Month honors after batting .313 (31x99) with 10 homers, 22 RBI and a .677 slugging.
- Was named AL Player of the Month for July after hitting .374/.432/.667 (37x99) with 11 doubles, six homers and 19 RBI...became the fourth rookie to earn three-plus Rookie of the Month honors (also Ichiro Suzuki, Mike Trout and Jason Bay).

FOREIGN LEAGUES:

- Played in 42 games for Cienfuegos during a shortened season in **2013**...led Serie Nacional in homers (19), slugging percentage (.604) and total bases (163) and ranked second in average (.345)...was named the All-Star first baseman for the fourth consecutive year...represented Cuba at the WBC.
- His 35 home runs in **2012** were the second-most in Serie Nacional history finished second in the Most Valuable Player voting...led the league in AVG (.394), OBP (.542), SLG (.837) and HBP (22), and ranked second in homers (2nd) and RBI (99).
- Was named the **2011** MVP of Serie Nacional, becoming the second winner in Cienfuegos history...established a then league record with 33 home runs (shared with Yoenis Céspedes)...led the league in average (.453), slugging percentage (.986) and ranked second in RBI (93)...represented Cuba at the Baseball World Cup and Pan American Games...was named the World Cup MVP after hitting .442 with three home runs and 10 RBI over 11 games...batted .524 with three homers and nine RBI on Cuba's bronze medal winning team at the Pan Am Games.
- In **2010**, led Serie Nacional in slugging percentage (.822) and ranked second in average (.399) and home runs (30).
- Ranked eighth in Serie Nacional in home runs (19) and slugging percentage (.630) in **2009**...was named to Cuba's provisional roster for the WBC but did not make the final roster.
- Played in his first five full seasons with Cienfuegos of Cuba's Serie Nacional from **2004-08**...combined to hit 42 home runs with 85 RBI...made his professional debut with Cienfuegos at age 17 in 2004.

PERSONAL:

- José and his wife, Yusmary, live in Miami, FL, in the offseason...José has two sons: Dariel Eduardo and Josué Dariel.

JOSE DARIEL ABREU CORREA

Year	Team	AVG	G	AB	R	H	2B	3B	HR	RBI	BB	SO	SB	CS	OBP	SLG	SF	SH	HB	E
2004	Cienfuegos (CNS)	.271	-	258	27	70	8	1	5	21	9	57	1	0	.306	.368	3	2	5	7
2005	Cienfuegos (CNS)	.228	-	167	19	38	7	2	4	17	16	50	0	0	.311	.365	2	0	5	10
2006	Cienfuegos (CNS)	.337	84	312	53	105	20	5	11	64	28	61	2	2	.423	.539	2	0	20	5
2007	Cienfuegos (CNS)	.293	85	283	39	83	11	3	9	42	20	47	0	1	.382	.449	1	0	21	12
2008	Cienfuegos (CNS)	.318	71	239	48	76	22	0	13	43	24	43	1	2	.418	.573	1	0	18	10
2009	Cienfuegos (CNS)	.346	81	289	60	100	23	1	19	69	19	69	0	0	.438	.630	2	0	30	3
2010	Cienfuegos (CNS)	.399	89	286	82	114	25	3	30	76	74	49	2	1	.555	.822	3	0	30	10
2011	Cienfuegos (CNS)	.453	66	212	79	96	14	0	33	93	58	32	2	1	.597	.986	2	0	21	8
2012	Cienfuegos (CNS)	.394	87	282	71	111	18	1	35	99	75	40	1	0	.542	.837	5	0	22	11
2013	Cienfuegos (CNS)	.345	77	264	60	91	15	0	19	60	54	39	2	5	.481	.617	2	0	17	5
2014	CHICAGO (AL)	.317	145	556	80	176	35	2	36	107	51	131	3	1	.383	.581	4	0	11	6
2015	CHICAGO (AL)	.290	154	613	88	178	34	3	30	101	39	140	0	0	.347	.502	1	0	15	11
2016	CHICAGO (AL)	.294	159	624	67	183	32	1	25	100	47	125	0	2	.353	.468	9	0	15	10
2017	CHICAGO (AL)	.303	156	621	95	189	43	6	33	102	35	119	3	0	.354	.552	4	0	15	8
2018	CHICAGO (AL)	.265	128	499	68	132	36	1	22	78	37	109	2	0	.326	.473	6	0	11	8
2019	CHICAGO (AL)	.284	159	634	85	180	38	1	33	123	36	152	2	2	.330	.503	10	0	13	8
2020	CHICAGO (AL)	.317	60	240	43	76	15	0	19	60	18	59	0	0	.370	.617	1	0	3	5
2021	CHICAGO (AL)	.262	152	566	86	148	30	2	30	117	61	143	1	0	.351	.481	10	0	22	5
2022	CHICAGO (AL)	.305	157	601	85	183	40	0	15	75	62	110	0	0	.379	.446	4	0	12	11
2023	HOUSTON	.237	141	540	62	128	23	1	18	90	42	130	0	1	.296	.383	6	0	6	5
FOREIGN (10 SEASONS)		.341	640	2592	538	884	163	16	178	584	377	487	11	12	.456	.622	23	2	189	81
MAJOR LEAGUE TOTALS		.286	1411	5494	759	1573	326	17	261	953	428	1218	11	6	.348	.494	55	0	123	77

ABREU IN THE POSTSEASON

Year		Team	AVG	G	AB	R	H	2B	3B	HR	RBI	BB	SO	SB	CS	OBP	SLG	SF	SH	HB	E
2020		CWS/OAK	.286	3	14	1	4	1	0	1	2	0	1	0	0	.286	.571	0	0	0	0

Year		Team	AVG	G	AB	R	H	2B	3B	HR	RBI	BB	SO	SB	CS	OBP	SLG	SF	SH	HB	E
2021		CWS/HOU	.357	4	14	1	5	0	0	0	3	2	3	0	0	.500	.357	0	0	2	0
2023		HOU/MIN	.313	4	16	3	5	0	0	3	8	1	2	0	0	.353	.875	0	0	0	0
TOTALS			.333	8	30	4	10	0	0	3	11	3	5	0	0	.429	.633	0	0	2	0

Year		Team	AVG	G	AB	R	H	2B	3B	HR	RBI	BB	SO	SB	CS	OBP	SLG	SF	SH	HB	E
2023		HOU/TEX	.286	7	28	3	8	1	0	1	5	3	6	1	0	.355	.429	0	0	0	0

ABREU CAREER TRANSACTIONS

- Signed by Chicago (AL) as a non-drafted free agent on Oct. 29, 2013.
- On Injured List, May 18-June 2, 2014 (left ankle tendinitis).
- On Injured List, Aug. 22-Sept. 10, 2018 (abdominal surgery).
- Signed by Houston as a free agent on Nov. 28, 2022.
- On Injured List, Aug. 12-23, 2023 (lumbar spine inflammation).

ABREU GAME HIGHS

Hits: 4 (17x) -- last, June 29, 2022 at Los Angeles (AL)
Home Runs: 3 -- Aug. 22, 2020 at Chicago (NL)
RBI: 7 (3x) -- last, Sept. 6, 2023 at Texas
Stolen Bases: 2 -- April 14, 2019 at New York (AL)
Longest Hitting Streak: 22 -- Aug. 16-Sept. 9, 2020
Career Grand Slams (5): April 25, 2014 vs. Tampa Bay (Grant Balfour)
April 18, 2015 at Detroit (Anibal Sanchez)
April 2, 2021 at Los Angeles-AL (Andrew Heaney)
April 6, 2021 at Seattle (Keynan Middleton)
Sept. 6, 2023 at Texas (Max Scherzer)

LEADOFF HR


PINCH HIT HR

WALK-OFF HR

No.	Date	Opp.	Pitcher	No.	Date	Opp.	Pitcher	No.	Date	Opp.	Pitcher
none				none				1	4/25/14	TB	Balfour
								2	7/3/19	DET	Ramirez

ABREU CAREER FIELDING

YEAR	POSITION	PCT.	G	PO	A	E	TC	DP
2023	First Base	.995	134	1017	67	5	1089	106
TOTALS	First Base	.993	1205	9596	618	77	10291	1009
	Third Base	-	1	0	0	0	0	0



JOSE ALTUVE

27
IF

HT	WEIGHT
5'6"	167

Born: 5/6/90 in Maracay, VZ

Opening Day Age: 33

Contract Status: Signed through 2029

Acquired: Signed as a non-drafted free agent on Sept. 27, 2006.

Resides: Houston, TX

ML Service: 12.072

CAREER HIGHLIGHTS

- The eight-time All-Star (2012, 2014-18, 2021-22), five-time Silver Slugger (2014-17, 2022), three-time AL Batting Champion (2014, 2016, 2017), 2015 Gold Glover, 2017 AL MVP and 2019 ALCS MVP has played in 13 Major League seasons (2011-23), posting a .307 (2047x6665) batting average with 400 doubles, 1062 runs, 209 homers, 293 steals and an .834 OPS (.364 OBP/.471 SLG) in 1,668 career MLB games.
- In his career, has reached 2,000 hits, 400 doubles and 200 homers...he needs seven steals to reach 300 stolen bases...when he reaches that number, he will become the fifth player in MLB history to reach all four milestones, while also hitting in the .300s...the others are all Hall of Famers: Derek Jeter, Paul Molitor, Willie Mays and Roberto Alomar.
- Enters the 2024 season as the Astros franchise leader in career batting average, while ranking among the top-10 players in club history in multiple categories, including doubles (3rd), hits (3rd), runs (3rd), stolen bases (3rd), games (4th), on-base percentage (6th), RBI (7th) and slugging (9th).
- Has recorded 2,047 career hits, the second-most in the Majors since 2011 (the year of his MLB debut), trailing only Freddie Freeman (2110), who has played close to 200 games more than Altuve in that span...is just the third player in club history to reach the 2,000-hit marker, joining Craig Biggio (3060) and Jeff Bagwell (2314).
- Is one of two players in Astros franchise history to win a batting title (also, Yuli Gurriel in 2021), as he did so in the AL in 2014, 2016 and 2017...became the first second baseman to win multiple batting titles since Hall of Fame second baseman Rod Carew won five batting titles between 1969-75.
- Has reached 200 hits in four separate seasons (2014-17)...joined Craig Biggio (210 in 1998) as the only players in franchise history to reach 200 hits in a single season...became the eighth player in MLB history to record four 200-hit seasons prior to turning 28, joining Hall of Famers Willie Keeler, Lloyd Waner, Ty Cobb, Ducky Medwick, Chuck Klein and Paul Waner, and four-time All-Star Vada Pinson.
- Has been named the Astros MLBPA Heart and Hustle Award winner four times (2012, 2014, 2021-22)...this honors active players who demonstrate a passion for the game and best embody the values, spirit and traditions of the game.

BROADCAST NOTES

- Signed by Houston as a 16-year-old non-drafted free agent out of Maracay, Venezuela, on Sept. 27, 2006...the Astros Venezuelan Coordinator at the time, Pablo Torrealba, and a local Astros scout, Wolfgang Ramos, are credited with the signing of Altuve, which might be the most influential signing in Astros history...in addition to those two men, Omar López, who was the club's Venezuelan team manager at the time, and Al Pedrique, the Astros former Special Assistant, also had strong ties to the signing...after all these years, López remains with the organization, now serving on the Astros Major League coaching staff.
- It took Altuve many trips to the Astros Venezuelan Academy to receive a contract offer from the club...he eventually made believers out of every staffer, but not yet the organization...Torrealba, Ramos and López all pleaded with Pedrique to visit the academy himself to take a look at Altuve...Pedrique agreed, made the trip, and came away a believer...Pedrique then made the pitch to Astros General Manager Tim Lincecum, who signed off on the deal...Altuve signed for just \$15,000, and according to López, would have signed for free for just an opportunity to play baseball.
- Sixteen years after his signing, Altuve now has eight All-Star Game selections under his belt (2012, 2014-18, 2021-22), including starting nods in 2015, 2016, 2017, 2018 and 2022...is the first player in franchise history to be named an All-Star starter five times, besting Hall of Famer Craig Biggio (1995-98), who started the All-Star Game four times in his career.
- **IN THE COMMUNITY:** Jose and his wife Nina have undertaken several charitable initiatives in his career with the Astros, which has earned Jose three team nominations for the Roberto Clemente Award (2013, 2017, 2022), which goes to a Major League player who best represents the game of baseball through extraordinary character, community involvement, philanthropy and positive contributions, both on and off the field...Jose and Nina focus their efforts on children's causes, which has included providing support to children with serious illnesses and providing meals to child services.
- Has signed three extensions with the Astros...most recently, on Feb. 7, 2024, signed a five-year deal that will keep him in Houston through 2029.

- Named the second Houston Astros player ever to earn league MVP honors in 2017, joining 1994 NL MVP Jeff Bagwell...was showered with awards that season, which included being named the Sports Illustrated Sportsperson of the Year (along with J.J. Watt), the AP Male Athlete of the Year and the Baseball America Player of the Year.
- Has been one of the best postseason players in Major League history...has a career .851 OPS in 103 postseason games, the most in club history.
- Ranks second all time in postseason HR (27), trailing Manny Ramirez (29)...also ranks second all-time in runs (89), tied for third in hits (117), fifth in doubles (21) and seventh in RBI (55) and games (103).
- Made his MLB debut on July 20, 2011 vs. WSH...bypassed Triple A on his ascent to the Majors...was named the Astros 2011 Minor League Player of the Year and played in the 2011 All-Star Futures Game.
- Was a South Atlantic League Midseason and Postseason All-Star in 2010 and an Appalachian League Postseason All-Star in 2009...was Greenville's Team MVP in 2009.

2023 SEASON:

- Battled two stints on the IL, including one to open the year, to put up another productive season that featured numerous career milestones reached... finished the season with a .311 average (111x352), 17 homers, 51 RBI, 21 doubles, 76 runs, 14 steals and a .915 OPS (.393 OBP/.522 SLG) in 90 games.
- Was twice-named AL Player of the Week (week of Aug. 7-13 and week of Sept. 4-10)...has won five AL Player of the Week Awards in his career.
- After being activated from his second IL stint on July 26, hit .335 (80x239) with 51 runs, 13 doubles, two triples, 11 homers, 33 RBI, 24 walks, nine stolen bases, a .404 OBP and a .948 OPS in 58 games...in the AL during that span, ranked tied for first in hits, second in average, fourth in OBP and sixth in OPS.
- Missed 60 total games between two stints on the IL this year...missed the first 43 games of the season due to a right thumb fracture suffered during the World Baseball Classic...also missed 17 games from July 4-25 with a left oblique strain.
- Did not appear on the **OPENING DAY** roster due to a pre-season injury, snapping an 11-year streak of him appearing on the Astros' Opening Day roster.
- Surpassed OF José Cruz (1,937 hits) for third place on the Astros all-time hits list on May 23 at MIL.
- Hit a 7th-inning go-ahead grand slam on May 29 vs. MIN...was the first Astros go-ahead grand slam when trailing by three runs in the 7th-inning-or-later since a walk-off slam from OF Brian Bogusevic on Aug. 16, 2011 vs. CHC...was also his 7th career grand slam...is tied with OF Carlos Lee and 3B Alex Bregman for the most grand slams in franchise history...on the grand slam, also became the eighth player in franchise history to reach 700 career RBI.
- Recorded his 1,000th career run on June 13 vs. WSH, becoming the fourth player in Astros history to reach the milestone.
- Recorded his 35th career game with four-plus hits on June 17 vs. CIN...surpassed Hall-of-Famer 2B Craig Biggio for the most games with at least four hits in Astros franchise history.
- Recorded his 200th career home run on Aug. 5 at NYY...became just the fifth player in franchise history to reach the 200-homer mark, joining 1B Jeff Bagwell (449), 1B Lance Berkman (326), 2B Craig Biggio (291) and OF Jimmy Wynn (223).
- Notched the 289th stolen base of his career on Aug. 6 at NYY...moved him past OF José Cruz (288) into third place in Astros history...trails only OF César Cedeño and (487) and 2B Craig Biggio (414).
- Recorded his 2,000th career hit on Aug. 19 vs. SEA...became the third player in club history to reach 2,000 career hits: also, 2B Craig Biggio (3,060) and 1B Jeff Bagwell (2,314)...reached his 2,000th career hit in his 1,631st career game...were the fewest games to reach 2,000 hits in Astros history...became the fastest in MLB history to reach 2,000 hits, 200 homers and 200 stolen bases in his career, directly ahead of OF Willie Mays (1,669g).
- Hit for the ninth cycle in club history on Aug. 28 at BOS, going 4x6 with four runs scored and four RBI...marked the first cycle of Altuve's career and the first by an Astro since OF Brandon Barnes hit for the cycle on July 19, 2013 vs. SEA...Altuve is the eighth different player to hit for the cycle in club history.
- Went 4x6 with two home runs on Sept. 4 at TEX and followed that by going 3x5 with a single game career-high three home runs to go with three RBI on Sept. 5 at TEX...became the fourth player in MLB history to hit three HR in the first 3 innings of a game on Sept. 5, joining IF Manny Machado (2016), OF Mike Cameron (2002) and OF Carl Reynolds (1930)...homered in four consecutive at-bats, becoming the first player to do so in Astros history...became the fourth player in Astros history to record consecutive multi-homer games, joining OF Richard Hidalgo (Sept 9-10, 2000), OF Moises Alou (Aug. 13-14, 2000) and IF Doug Rader (July 20-21, 1973)...his five HR over the two games came over a span of 7 innings (from the 6th inning on Sept. 4 through the 3rd inning on Sept. 5)...it's the shortest span of team innings for a player to hit five homers in MLB history.
- Recorded the 400th double of his career on Sept. 27 at SEA, becoming the third player in Astros history to reach the milestone, along with 2B Craig Biggio (668) and 1B Jeff Bagwell (488).
- In the **POSTSEASON**, batted .286 (14x49) with 11 runs, three doubles, four home runs, six RBI and a .906 OPS...among ML players all-time in the postseason, ranks second in home runs (27), trailing only OF Manny Ramirez (29).

- Hit a leadoff home run in Game 1 of the ALDS vs. MIN and became the first player in MLB history to record a home run on the first pitch their team faced in a postseason...marked the third postseason leadoff home run in Astros franchise history, last, was by OF George Springer in Game 5 of the 2020 ALCS vs. TB.
- Made his 100th career postseason appearance in Game 4 of the ALCS at TEX, becoming the seventh player in MLB history with 100+ playoff games.
- Went 1x5 with a go-ahead three-run home run in 9th inning of Game 5 of the ALCS at TEX...marked his 11th career home run in the ALCS, which are the most in MLB history...was his 10th career go-ahead postseason home run, passing IF Albert Pujols for the most in MLB history.
- Recorded his 36th career multi-hit postseason game in Game 7 of the ALCS vs. TEX, tying OF Bernie Williams for the 2nd-most in MLB history... trails only IF Derek Jeter (58 multi-hit games).

2022 SEASON:

- Finished the season with a .300 batting average (148x527) with 28 home runs, 57 RBI, 103 runs, and a .921 OPS (.387 OBP / .533 SLG).
- In the AL, ranked second in runs (103), third in OPS (.921), third in SLG (.533) and fourth in OBP (.387).
- Earned his sixth career Silver Slugger Award, the most in Astros franchise history.
- Went 18-for-19 in SB attempts this year and stole 16 straight without being caught...are his most SB in a season since the 2017 season (32).
- His 12 leadoff homers tied the franchise record for a single season, also George Springer in 2019.
- Named the Astros nominee for the Roberto Clemente Award and for the MLBPA Heart & Hustle Award.
- Recorded his 11th consecutive season on the Astros **OPENING DAY** roster...was his 11th career start at second base on OD, which will be the second-most in club history, behind only Craig Biggio (19).
- Named to his eighth career **ALL-STAR** Game, which is a franchise record, besting 2B Craig Biggio, who was selected seven times in his Hall of Fame career.
- On May 18, became the fourth player in Astros history to reach 900 runs in his career, joining Craig Biggio, Jeff Bagwell and Lance Berkman...on June 6, passed George Springer for the fifth-most home run in Astros history (175 HR)...on July 25, played in his 1,517 career game passing Terry Puhl for fifth in franchise history...on Oct. 1, recorded his 376th career double, moving him past Berkman for 3rd place in Astros franchise history.
- Had one IL stint due to a left hamstring strain that cost him 11 games from April 19-May 2.
- In the **POSTSEASON**, he batted .190 (11x58) with three doubles, eight runs and one stolen bases...in his final eight games of the postseason, he batted .314 (11x35) with seven runs, three doubles, and a .751 OPS...began the postseason on an 0x23 hitless streak.
- Now has recorded 103 career postseason hits, which tie him with Jorge Posada for the fourth-most in MLB history...is the franchise postseason leader in games (92), hits (103) and homers (23)... ranks 2nd in RBI (49), trailing only Carlos Correa (59).

2021 SEASON:

- Finished his regular season with a .278 average (167x601) with career-high tying 31 homers, 83 RBI, a career-high 117 runs and an .839 OPS.
- Recorded a single season career-high in runs scored with 117, previous high was 112, set in 2017.
- Ranked third in the AL in runs (117) and tied for fifth in multi-hit games (49).
- Led all American League leadoff hitters in runs (117), homers (31) and RBI (83), while ranking second in walks (65) and third in hits (167) and doubles (32)... set career highs in runs and walks, while tying his career high in homers.
- Made his 10th career **OPENING DAY** start on April 1 at OAK, making him just the fourth player in franchise history to start double-digit Opening Day games, joining 2B Craig Biggio (19 starts), 1B Jeff Bagwell (15 starts) and OF Jose Cruz (11 starts).
- Earned his seventh **ALL-STAR** selection, which matched the club record set by Craig Biggio (2012, 2014-18, 2021).
- On Sept. 19 vs. ARI, recorded his 850th career hit at Minute Maid Park, a stadium record...passed Lance Berkman (849) on that list.
- On Sept. 22 at LAA, played in his 1,427th game, passing Jimmy Wynn for seventh in club history.
- Recorded his 164th career homer on Sept. 28 vs. TB passing Cesar Cedeño for seventh in club history.
- In the **POSTSEASON**, he batted .209 (14x67) with five home runs and nine RBI...scored 21 postseason runs, which tied a Major League record for the most runs scored in a single postseason with Carlos Beltran in 2004.
- Became fastest player in MLB history (68 G) to reach 20 career postseason HR after a homer in Game 1 of the ALCS.
- Finished his postseason ranking among the Astros career postseason leaders in hits (1st, 91), runs (1st, 70), homers (1st, 23), doubles (T-2nd, 15) and RBI (2nd, 49)...in MLB postseason history, finished his postseason ranking second in home runs (23), third in runs (70) and eighth in RBI (49).
- This postseason, Altuve, 3B Alex Bregman, SS Carlos Correa and 1B Yuli Gurriel set a Major League record by starting more postseason games together than any four teammates in MLB history (73 games)...in Game 2 of the World Series, the Astros group surpassed the quintet of Derek Jeter, Bernie Williams, Tino Martinez and Paul O'Neill, which started 68 postseason games for the Yankees (1996-2001).

2020 SEASON:

- Hit .219 (42x192) with a career-low .629 OPS during the regular season, but shined in the postseason.
- Served one stint on the Injured List from Sept. 4-15 (right knee sprain).
- **OPENING DAY:** Made his ninth-career Opening Day roster with Houston...started at second base on Opening Day for the ninth time in his career, the second-most Opening Day starts at the position in club history behind only Craig Biggio (14g).
- Hit his 300th career double on July 27 vs. SEA.
- Notched his 5,000th career at-bat in the Majors on July 28 vs. LAD.
- Batted seventh in the Astros lineup on Aug. 15 vs. SEA, his first time batting lower than third in the order since the 2014 season.

2019 SEASON:

- Named a Second Team All-MLB selection.
- Posted a .902 OPS, his third career season with an OPS over .900.
- Set a career high with 31 homers, the most by a second baseman in a single season in club history (previously Jeff Kent, 27 in 2004).
- Led MLB second basemen in HR, OPS, batting average and slugging percentage.
- Posted a career-high .550 slugging percentage, which ranked 10th in the AL.
- Following the All-Star Break, led the American League in hits (93) and total bases (178), and ranked tied for third in home runs (21).
- Dealt with his second-career stint on the IL...was placed on the 10-day IL with a strained left hamstring on May 12...was slowed by right leg weakness, which delayed his activation...was activated from the IL on June 19...served two rehab stints at Triple A Round Rock during his time on the IL (5 games).
- Over his first 39 games of the season prior to hitting the IL, batted .243 (35x144) with nine home runs, 21 RBI and an .801 OPS (.329 OBP/.472 SLG)...after getting activated from the IL, went on to hit .320 (114x356) with 21 doubles, three triples, 22 homers, 53 RBI and a .944 OPS (.363 OBP/.581 SLG) over his final 85 games of the season...raised his season batting average from .243 to .298 over this run.
- **OPENING DAY:** Made his eighth-career Opening Day start on March 28 at TB...homered off Blake Snell for his first-career Opening Day home run...joined Jeff Kent (April 1, 2003 vs. COL) as the only Astros second basemen to homer on Opening Day.
- Drew a bases-loaded walkoff walk on April 7 vs. OAK for his sixth-career walkoff plate appearance (first since Aug. 16, 2015 vs. DET)...was the 10th walkoff walk in Astros history.
- Homered in five consecutive games from April 8-14, tying the second-longest home run streak in franchise history with Carlos Beltrán (2004) and Cliff Johnson (1975), behind only Morgan Ensberg's six-game streak set in 2006.

- **POSTSEASON:** Batted .375 (8x48) with five homers, 11 RBI and a 1.229 OPS in 13 playoff games.
- Increased his career home run total in the postseason to 18, tying Mickey Mantle and Reggie Jackson for the sixth-most postseason homers in MLB history...hit five homers in a six-game span from Game 3 of the ALDS vs. OAK through Game 4 of the ALCS vs. TB.
- Closed out the 2020 postseason on a nine-game hitting streak (.471, 16x34).
- **WILD CARD SERIES AT MIN:** Drove in the go-ahead run on a bases-loaded walk in Game 1, becoming the fourth player in postseason history to record a bases-loaded walk in the 9th inning or later, and the first since Willy Tavares did so in Game 2 of the 2007 NLCS.

- Tied the franchise record for homers during a three-game series (4 HR) during Houston's series against the Yankees at Minute Maid Park from April 8-10...tied the record reached by Lance Berkman in a series against the Pirates in July of 2010.
- Hit his 100th career home run on April 23 vs. MIN, becoming the second player in MLB history listed at 5-foot-6 or shorter to record 100 home runs (also Hack Wilson, 244).
- On May 1, surpassed Bob Watson (1,448) for sixth place on the Astros all-time hits list.
- Tied his single-game career high for hits on July 13 at TEX in a 4x6 performance...was his 30th-career four-hit game, the second-most in club history behind Craig Biggio (34 games).
- Hit a three-run homer on July 30 at STL for his 1,500th career hit in what was his 1,190th career game...became the fastest player in franchise history to reach 1,500 career hits, besting Jeff Bagwell's record of 1,364 games.
- Led the Majors in runs scored in August with 32...set a club record for runs in a single August, surpassing Jeff Bagwell's club record of 31 set in 2000.
- **POSTSEASON:** Batted .329 (25x76) with six doubles, five homers, nine RBI, two stolen bases, 14 runs scored and a .971 OPS (.366 OBP/.605 SLG) in 18 postseason games.
- Tied an AL record for hits in a single postseason (25) with Darin Erstad (2002)...fell one hit shy of the MLB record of 26 set by Pablo Sandoval in 2014.
- Posted a 25-game on-base streak in the postseason that dated back to Game 7 of the 2017 World Series...was longest postseason on-base streak in club history, and tied the third-longest in MLB history with Pablo Sandoval and Boog Powell, behind only Chase Utley (27g) and Miguel Cabrera (31g).
- **ALDS VS. TB:** Hit a go-ahead two-run homer in Game 1 of the ALDS vs. TB, his fifth-career homer in Game 1 of the Division Series, the most in Game 1 of the Division Series in MLB history.
- Became the first player in MLB history to homer in Game 1 of the Division Series in three straight years.

- **ALCS VS. NYY:** Was named the 2019 ALCS MVP after batting .348 (8x23) with one double, two homers, three RBI, four walks, six runs scored and a 1.097 OPS (.444 OBP/.652 SLG) in six games.
- Hit a two-run walkoff homer off Aroldis Chapman in the bottom of the 9th inning in Game 6 of the 2019 ALCS vs. NYY to send the Astros to the World Series.
- Was the fifth series-clinching walkoff homer in League Championship Series history, joining Travis Ishikawa's walkoff HR for SF in Game 5 of the 2014 NLCS vs. STL, Magglio Ordonez' walkoff HR for DET in Game 4 of the 2006 ALCS vs. OAK, Aaron Boone's walkoff HR for NYY in Game 7 of the 2003 ALCS and Chris Chambliss' walkoff HR for NYY in Game 5 of the 1976 ALCS vs. KC.

2018 SEASON:

- Had his sixth-career All-Star season, ranking third in the AL in average (.316) and sixth in OBP (.386).
- Served his first-career stint on the Injured List from July 26-Aug. 21 (right knee soreness)...prior to his DL placement, was leading the Majors in hits.
- Led the Majors in road batting average with his .349 (94x269) mark...marked the third-consecutive season that he led the Majors in road batting.
- Led the Majors in batting average in the 7th inning-or-later with a .380 average (57x150), a franchise record for a single season (previously Lance Berkman, .371 in 2004).
- Led the Majors in All-Star fan votes, becoming the first player in franchise history to do so...was his fourth-consecutive fan-elected start at second base.
- Became the second player in club history to start four All-Star Games, joining Craig Biggio (1995-98).
- **OPENING DAY:** Made his seventh-career Opening Day roster, and seventh Opening Day start at second base on March 29 at TEX.
- Played in his 1,000th career game on April 10 at MIN.
- Recorded 1,272 career hits within his first 1,000 career games, the second-most by a foreign-born player in MLB history behind only Ichiro (1,414 hits).
- Played in his 500th career game at Minute Maid Park on April 27 vs. OAK.
- Posted 41 hits prior to May, the second-most in club history prior to May of a single season behind Derek Bell and his 45 hits in 1998.
- On May 6 at ARI, became the seventh player in club history to hit a triple on his birthday.
- Logged his 1,000th career game at second base on May 22 vs. SF...became the third player in Astros history to play 1,000 games at the position, joining Craig Biggio (1,990) and Bill Doran (1,138).
- Recorded a hit in 10 consecutive at-bats spanning three games (May 25-27), topping his previous franchise record of hits in eight straight at-bats that he set in 2017.
- Combined for back-to-back-to-back homers with George Springer and Alex Bregman on June 20 vs. TB (Springer-Bregman-Altuve)...was the sixth time in club history that the Astros hit three consecutive homers in an inning, and the first since May 2, 2008 vs. MIL (Miguel Tejada-Lance Berkman-Carlos Lee).
- Recorded 129 hits prior to the All-Star Break, the second-most in franchise history for a single season and one shy of his club record of 130 set in 2014.
- Hit safely in 22 consecutive starts at home from June 2-July 14, the longest streak by an Astro in Minute Maid Park history...was the second-longest home streak in franchise history, behind Rusty Staub's 25-game streak at the Astrodome in 1967.
- Went 1x3 as the starting second baseman in the 2018 **ALL-STAR** Game at Nationals Park...his single was his first-career hit in an All-Star Game.
- Became the ninth second baseman in AL history to start four All-Star Games, joining Roberto Alomar (9), Rod Carew (8), Nellie Fox (8), Charlie Gehringer (6), Joe Gordon (5), Bobby Doerr (5), Robinson Cano (5) and Willie Randolph (4).
- **POSTSEASON:** Batted .265 (9x34) with two doubles, one homer and four RBI in eight postseason games...reached base in all eight games.
- **ALDS VS. CLE:** Homered off Corey Kluber in Game 1 of the ALDS vs. CLE, going back-to-back with George Springer...was the fourth set of back-to-back home runs by the Astros in postseason history (first since Altuve and Carlos Correa in Game 2 of the 2017 World Series at LAD)
- Underwent surgery on his right knee on Oct. 19.

2017 SEASON:

- Was named the 2017 American League MVP in what was his fifth All-Star season, joining Jeff Bagwell (1994) as the only players in Astros history to win an MVP Award
- Won the 2017 Hank Aaron Award, his fourth consecutive Silver Slugger award, his second consecutive *Sporting News* Player of the Year nod, the *Sports Illustrated* Sportsperson of the Year award, the *Esurance* Best Major Leaguer award, and the MLB Player of the Year and the AL Most Outstanding Player at the Player Choice Awards...also received the Lou Gehrig Memorial Award.
- Received an AL Player of the Month award (July) and an AL Player of the Week award (July 3-9).
- Won his third-career and second consecutive batting title as he led the AL with a career-high .346 batting average...led the Majors in batting average by 15 points, topping Charlie Blackmon (.331).
- Joined Ty Cobb (11), Rod Carew (7), Ted Williams (6), Wade Boggs (5), Nap Lajoie (5), Miguel Cabrera (4), Harry Heilmann (4), George Brett (3), Tony Oliva (3), Carl Yastrzemski (3) and Joe Mauer (3) as the only AL players to win three-or-more batting titles.
- Led the AL in hits (204), becoming the first player in MLB history to be the outright leader in hits in his league in four consecutive seasons.
- Was his fourth-career (and fourth consecutive) 200-hit season.

- Became the fourth right-handed hitter in MLB history to reach 200 hits in four straight seasons, joining Simmons, Puckett and Young.
- Led the AL in multi-hit games (59) and the Majors in games with at least three hits (23).
- Led the Majors in WAR (8.4, Baseball-Reference).
- Led the AL in infield hits (35), ranked tied for second in runs (112), third in OBP (.410), third in steals (32), third in OPS (.957), fifth in total bases (323), sixth in SLG (.547) and tied for ninth in doubles (39).
- Posted his sixth consecutive 30-steal season, the only MLB player to do so in that six-season span... joined Cesar Cedeño (1972-77) as the only Astros with six consecutive 30-steal seasons.
- Posted a batting average above .290 and an OPS above .850 in every month.
- Posted a .441 (26x59) batting average in close and late situations, which led all Major League hitters.
- Hit .381 (112x294) on the road, which led the Majors and was the highest mark by a Major Leaguer since Ichiro Suzuki hit .405 on the road in 2004.
- Led MLB hitters in batting average against right-handed pitchers with a .344 (155x451) mark.
- Made his sixth consecutive **OPENING DAY** roster.
- Stole the 200th base of his career on April 9 vs. KC.
- Reached base safely in 11 consecutive plate appearances from April 11-14, going 8x11 (.727) with four walks and three doubles over a three-game span...became the first Astros player to reach in 11 straight plate appearances since Bill Spiers set a franchise record by reaching in 13 straight plate appearances in 1997.
- Went 4x5 with two doubles, two triples and an RBI on May 17 at MIA, becoming the first player in club history to hit two doubles and two triples in a single game, and the 12th player in MLB history to do so (first since Carl Crawford in 2005).
- Received his fifth career **ALL-STAR** nod, and third-career fan-elected start at second base after finishing second among all AL players in votes with 3,880,372, behind only Aaron Judge (4,488,702).
- Became the second player in club history to start three straight All-Star Games, joining Craig Biggio (1995-98 at 2B).
- Named the AL Player of the Month for July after leading the Majors in batting (.485), hits (48), OBP (.523), OPS (1.251) and total bases (72)...was the highest batting average by an Astros player in any month in club history.
- Was named the AL Player of the Week for the week of July 3-9...was his third career weekly award...during the week, he hit .625 (15x24) with two doubles, two homers, 10 RBI, two steals and a 1.625 OPS in five games, leading the AL in batting, OBP and OPS.
- Recorded three hits in five consecutive games from July 4-9, setting a club record for consecutive three-hit games...became the ninth player in Major League history to record at least three hits in five straight games, and the first since George Brett, who tied the Major League record with a six-game run in 1976.
- Recorded consecutive four-hit games from July 23-24, tying a franchise record for most consecutive four-hit games.
- **POSTSEASON:** Batted .310 (22x71) with two doubles, seven HR, 14 RBI, two steals and a 1.021 OPS (.388 OBP/.634 SLG) in 18 postseason games.
- Set a franchise record for hits in a single postseason with 22, surpassing Carlos Beltrán's record of 20 set in 2004...marked the second-most hits by a second baseman in a single postseason in MLB history, behind only Marty Barrett (1986).
- Set an MLB record for RBI as a second baseman in a single postseason with 14.
- His seven HR tied for the most by a second baseman in a single postseason with Daniel Murphy (2015).
- Tied the fourth-most homers in a single postseason in MLB history, regardless of position.
- Hit six of his homers at Minute Maid Park, tying a MLB record for the most home runs at home in a single postseason (also Jayson Werth in 2009).
- Tied a Major record for most three-hit games in a single postseason with four, joining Albert Pujols (2004), Edgar Martinez (1995) and Jay Buhner (1995).
- **ALDS VS. BOS:** Hit three home runs in Game 1, hitting two off LHP Chris Sale...became the first player in club history with a three-homer game in the postseason, and the ninth player in MLB history to do so (first since Pablo Sandoval in 2012 World Series Game 1).
- Hit back-to-back homers off Sale with Alex Bregman in the 1st inning of Game 1, making the Astros the fifth team in AL history to hit back-to-back HR in the 1st inning of a postseason game (first since Detroit in 2011).
- Became the first player in club history to record multiple hits in each of his first three games of a single postseason.
- **WORLD SERIES VS. LAD:** Hit a go-ahead solo homer to lead off the 10th inning of Game 2 of the World Series, homering off his former teammate RHP Josh Fields...was the 18th extra-innings homer in World Series history, and the first since David Freese's walkoff homer for the Cardinals in Game 6 of the 2011 World Series vs. TEX.
- Became the 13th player in MLB history to post a game with three hits, four RBI and three runs scored in the World Series when he did so in Game 5...hit a game-tying, three run homer off Kenta Maeda in that game.

ASTROS FRONT OFFICE
ASTROS COACHING STAFF
ALTUVE, JOSE
SCOUTING & PLAYER DEVELOPMENT
2023 SEASON IN REVIEW
2024 OPPONENTS
HISTORY & RECORDS
SPRING TRAINING
MEDIA INFORMATION
MINUTE MAID PARK

2016 SEASON:

- Was tabbed as an All-Star for the fourth time in his career...received the *Sporting News* Player of the Year, MLBPA Player's Choice Player of the Year, MLBPA Player's Choice AL Most Outstanding Player and his third-consecutive Silver Slugger Award.
- Won the AL batting title and led the AL in hits for the second time in his career with a .338 average and 216 hits.
- Became the first second baseman in Major League history to reach 100 runs, 200 hits, 40 doubles, 20 HR, 95 RBI and 30 stolen bases in one season, and the sixth player regardless of position in history with this distinction (source: Elias).
- Ranked in the top-five in the AL in several categories: batting average (1st, .338), hits (1st, 216), four-hit games (1st, 8), three-hit games (T-1st, 23), steals (T-2nd, 30), WAR (3rd, 7.7), doubles (T-3rd, 42), total bases (4th, 340), OBP (4th, .396) and OPS (5th, .928)
- Was the Astro MVP as voted by the Houston Chapter of the BBWAA and was the Astros nominee for the 2016 Hank Aaron Award.
- Batted .376 on the road, tops in the Majors.
- Named AL Player of the Month in June after hitting .420 (42x100) with six doubles, 4 HR, 15 RBI, six steals and a 1.112 OPS (.492 OBP/.620 SLG) in 26 games... led all AL players in batting average, establishing a franchise record for the month of June (min. 75PA).
- Started his second consecutive All-Star Game.
- Reached 200 hits for the third straight season, the first player to do so since Ichiro Suzuki (2001-10).
- He and shortstop Carlos Correa each had 96 RBI, becoming the first AL middle infield combo to reach 95 or more RBI in the same season since 1950, when Red Sox SS Bobby Doerr (120) and 2B Vern Stephens (144) turned the trick.
- His eight games with four-or-more hits were the most in franchise history for a single season...the last Major Leaguer with at least eight games with four-or-more hits was Ichiro Suzuki in 2004.
- Became the first Astros player with 20 homers and 20 stolen bases in the same season since Carlos Beltran in 2004 (23 HR, 28 SB).
- Became the second Astro to record 40 doubles in three straight years (Craig Biggio, 2003-05).
- Became one of three second basemen in MLB history to have a year with 40 doubles, 100 runs, 24 HR and 27 steals: also Alfonso Soriano (2002, 2005) and Roberto Alomar (1999).
- Reached 1,000 hits for his career in his 786th career game...became the quickest player in franchise history to reach 1,000 career hits, surpassing Cesar Cedeno (889 games).
- **OPENING DAY:** Made his fifth consecutive Opening Day roster and start.
- Named the AL Co-Player of the Week on April 8, along with Baltimore's Mark Trumbo...was his second-career Player of the Week award...hit .407 (11x27) with eight runs, three doubles, three HR, seven RBI, two steals and a 1.336 OPS (.484 OBP/.852 SLG) in seven games...led the AL in OPS in that span.
- Became the first player in MLB history to reach 11 doubles and nine steals in April in a single season.
- Became the first Astros player to record at least three leadoff home runs in April of a single season.
- Became the second player in MLB history with six leadoff HR before June of a single season, joining Brady Anderson (7 in 1996 for BAL).
- On June 9, made his first-career appearance at a position on the field other than second base, as he moved to shortstop when Correa left the game with a left ankle sprain...received two chances at shortstop and recorded two assists.
- Posted a career-high six RBI in what was his second career multi-HR game on July 24 vs. LAA...per Elias, the only other second baseman in club history to record two HR and six RBI in a single game was Craig Biggio on Aug. 23, 1998 vs. CHC...became the first Astros player with six RBI in a game since Chris Johnson on May 2, 2012 vs. NYM.
- Reached 200 career doubles on Aug. 5 at CLE in what was his 804th career game...reached the 200-double mark in the fewest amount of games in club history (previously Lance Berkman, 811 games).

2015 SEASON:

- Was named to his third career All-Star team (his first start) won his second consecutive Silver Slugger, earned his first career Gold Glove Award and was given the inaugural Majestic Always Game Award, a Players Choice Award voted on by the MLBPA.
- Led the AL in hits (200) and steals (38) for the second straight season, joining Snuffy Stirnweiss (1944-45) as the only players in Major League history to lead the AL in hits and steals in back-to-back seasons.
- Became the first player in club history to reach 200 hits in consecutive seasons.
- Was the only Major Leaguer to reach 40 doubles, 15 HR and 35 steals, and the first to do so since Jacoby Ellsbury in 2011...became the second player in club history to do this, joining Craig Biggio in 1998.
- Became the seventh player in club history to earn a fan-elected start to the All-Star Game (10th time overall), and the first to do so since Lance Berkman in 2008...joined 2015 Hall of Fame inductee Craig Biggio (1995-98) and Jeff Kent (2004) as the only Houston second basemen to earn a fan elected start.
- Led all Major League second basemen in fielding percentage (.993, 5E/669TC), closing out his season with 51 consecutive errorless games.
- Became the first player in club history to record four consecutive 30-double, 30-steal campaigns.
- Became the fourth player in MLB history with 800 hits, 150 doubles and 150 steals through his first five seasons...joined Ray Durham (1995-99), Ben Chapman (1930-34) and Del Pratt (1912-16).

- Joined Michael Bourn (2008-11), Jose Cruz (1977-80), Cesar Cedeno (1972-77) and Enos Cabell (1976-79) as the only players in club history with 30-or-more steals in four consecutive seasons.
- Hit .372 vs. LHP, becoming the first player since 1974 to lead MLB in batting vs. lefties in consecutive years.
- **OPENING DAY:** Made his fourth consecutive Opening Day roster and start.
- Tied a club record by recording 39 hits through the team's first 25 games (also Billy Hatcher in 1987).
- Recorded multiple hits in nine straight games from April 22-May 1, which tied a franchise record set by Jesus Alou (1969) and Billy Hatcher (1987).
- Was named the AL Co-Player of the Week along with Josh Reddick for the week ending May 3...hit .467 (14x30) with seven runs, five doubles, one homer, eight RBI, two steals and a 1.233 OPS in the week.
- Hit his first career walk-off homer on July 23 vs. BOS, tallying a career-high tying four hits in the contest... per Elias, became the third Astros player in club history to start a game in the leadoff spot and then hit a walk-off home run, joining Craig Biggio (1998 and 2001) and Jimmy Wynn (1973).
- Hit in 18 consecutive games at Minute Maid Park from June 4-July 29, marking the longest hitting streak recorded at the venue by an Astro all-time... was the longest home-hitting streak by an Astro since Derek Bell (21 straight games in 1998).
- Recorded 26 consecutive singles from July 29-Aug. 18...marked the longest streak by an Astro since Roy Oswalt recorded 31 consecutive singles without an extra-base hit from 2007-10.
- Reached base safely in every game in August while leading the Majors with 45 hits...tied the club record for most hits in a single August (Jesus Alou, 1970).
- **POSTSEASON:** Made his first career postseason appearance, starting at second base and batting leadoff in all six of Houston's playoff games.
- Tied a club record for most hits within a player's first two postseason games (4), joining Kevin Bass.

2014 SEASON:

- Was named the Astros MVP by the Houston Chapter of the BBWAA and became the first player in club history to win a batting title.
- Was the Astros nominee for Major League Baseball's Hank Aaron Award...also named the Astros recipient of the Heart and Hustle Award, presented by the MLB Players Alumni Association.
- Was named one of three finalists as the AL's Most Outstanding Player in the Players Choice Awards.
- Set a club record with 225 hits while leading the Majors in hits and batting average...surpassed Craig Biggio (210 hits in 1998) for the Astros single season hits record, while joining Biggio as the only players in club history to reach 200 hits in a single season.
- Posted single-season franchise records with 69 multi-hit games, 24 three-hit games and 168 singles (all tops in MLB in 2014).
- Won a Louisville Silver Slugger Award as the American League's top offensive second baseman... joined Biggio as the the only second basemen in Astros history to win the award.
- Became just the second player in Major League history to compile 225 hits, 47 doubles and 56 steals in a single season, joining OF Ty Cobb, who did so in 1911 (248 hits, 47 doubles, 83 steals).
- His 225 hits were the most by a second baseman in a single season since Charlie Gehringer posted 227 hits in 1936 for Detroit.
- Received his second All-Star selection after getting voted to the All-Star team via the player vote.
- Set the single-season record for hits by a Venezuelan-born player, passing Magglio Ordonez, who set the previous record with 216 hits in 2007.
- Led the AL in batting average, hits and steals, becoming the first player to lead his league in those categories since Ichiro Suzuki in 2001.
- Became the first Astros player to lead his league in stolen bases (56) since Michael Bourn in 2010 (52).
- Led the Majors with a .414 (63x152) average vs. LHP.
- His strikeout rate of 7.5% (53SO/707PA) ranked as the second-lowest in MLB.
- Tallied 130 hits prior to the All-Star Break, which marked a new Astros record, besting Bob Watson and his 123 hits prior to the 1973 All-Star Break... Altuve set the club record in 88 first half games, while Watson did so in 102 games.
- Per Elias, set a franchise record by going errorless in 88 straight games from Aug. 17, 2013-May 27, 2014.
- Became the first Major League player in 97 years to have four straight multi-steal games (June 26-29, 2014)...became just the third player in baseball's modern era (since 1900) to do this: also Ray Chapman (1917) and Bill Dahlen (1904).
- Tied a club record with 28 consecutive successful stolen base attempts from May 17-July 19, 2014... tied the record set by Carlos Beltran in 2004.
- On June 18 at WSH, recorded his 500th career hit with a 9th-inning single...marked his 426th career game, making him the fastest player to reach 500 career hits with the Astros franchise.
- Set a club record by recording a steal in seven straight games from June 24-30, 2014.
- Went 3x5 with two steals on June 30 vs. DET, making him the first player in the modern era with a four-game streak with multiple hits and steals.
- Was the first player in the All-Star era (since 1933) with 130 hits and 40 SB prior to the All-Star Break.
- Entered the **ALL-STAR** Game in the 5th inning at second base and drove in Alexei Ramirez on a sac fly to left field in his only PA...became the fifth Astros player to record an RBI in an All-Star Game.

- Tied a career high with four hits and hit his first career grand slam on Aug. 18 at BOS.
- Entering the final game of the season (Sept. 28 at NYM), held a .003 advantage over Victor Martinez for the AL batting title...went 2x4 on the day to secure the title with a .341 (225x660) average, directly ahead of Martinez's .335 (188x561) mark.
- Following the season, traveled to Japan as part of the 2014 Japan All-Star Series...was a member of the MLB All-Star Team that faced off against "Samurai Japan" (Japan's National Team) for five games.

2013 SEASON:

- Led the Astros in hits and steals, and ranked tied for first in runs (64) and games played (152).
- Ranked sixth in the American League with 35 stolen bases and fourth in multi-steal games (5).
- Was the Astros Roberto Clemente Award nominee.
- Led all MLB second basemen in stolen bases and double plays turned (114)...among American League second basemen, finished third in hits and fifth in both batting average and fielding percentage (.987).
- Became the fifth player in club history to record 30+ doubles and 30+ stolen bases in back-to-back years.
- Made his second consecutive **OPENING DAY** start.
- Led the Majors in hits and led the AL in batting average (.357) during September.
- On July 13, signed a four-year contract extension for the 2014-17 seasons...the deal also included club option years for the 2018-19 seasons.

2012 SEASON:

- The first-time **ALL-STAR** was named the Astros recipient of the MLB Players Alumni Association's annual Heart and Hustle Award...also named the Astros MVP by the Houston Chapter of the BBWAA.
- Led the club in games played, extra-base hits, runs, hits, doubles, triples and stolen bases in what was his first full season in the Majors.
- Voted to the NL All-Star team at 22 years old, becoming the second-youngest All-Star in Astros history behind Cesar Cedeno (21 years old as a NL All-Star in 1972)...was the second-youngest NL All-Star in 2012 behind Bryce Harper.
- Ranked seventh in the NL with 33 steals.
- Among NL second basemen, ranked first in stolen bases, second in hits and third in batting average.
- Made his first-career **OPENING DAY** start.
- Stole home and homered on June 10 at CWS, becoming the first Astro to do so in the same game since Jeff Bagwell on June 22, 1993 at LAD.
- Became the only player in Astros history to begin his career by posting 40+ doubles and 40+ stolen bases within his first 200 Major League games.
- Played for Navegantes del Magallanes in the Venezuelan Winter League during the 2012 offseason...hit .336 (48x143) with 10 doubles, 16 walks, eight steals and an .847 OPS (.406 OBP/.441 SLG) in 35 games with the club.

2011 SEASON:

- Had 200 hits combined between the Majors (61) and minors (139) in 578 combined at-bats.
- His 51 starts at second base ranked fifth all-time in Astros history by a rookie and were the most since Bill Doran in 1983 (151 starts).
- Named the Astros 2011 Minor League Player of the Year after leading the minors with a .389 (139x357) average between Double A Corpus Christi (.361 in 35g) and Class A Advanced Lancaster (.408 in 52g).
- Started at 2B for the World Team and went 2x3 with a double in the 2011 SiriusXM All-Star Futures Game.
- Selected to the Major League roster from Double A on July 19...made his MLB debut on July 20 in a start at second base...singled in his fifth career at-bat.
- His first career home run was a leadoff, inside-the-park homer on Aug. 20 vs. SF (Bumgarner), making him the first player to record his first career homer in that fashion since Hall of Famer Rich "Whitey" Ashburn did so on May 29, 1948.
- Also became the first Astro to hit an inside-the-park homer for his first Major League homer since LHP Butch Henry (May 8, 1992 at PIT), and the last Astro to lead off a game with an inside-the-parker since Bill Doran (April 22, 1987, vs. ATL) (Elias).
- Tied the franchise record by hitting safely in each of his first seven Major League games (.423, 11x26), which was set by Russ Johnson in 1997 (.321, 9x28).
- Only two other players in Astros history collected 11-or-more hits in their first seven games in the Majors: Ken Caminiti in 1987 (11x27) and Orlando Miller in 1994 (11x23) (Elias).
- Following the season, played for Magallanes in the Venezuelan Winter League and led the league in hits (82) while ranking third in batting average (.339).

MINOR LEAGUE CAREER:

- Named a South Atlantic League Midseason and Postseason All-Star in **2010**...earned SAL Player of the Week honors for the week of June 7-13, 2010...named Lexington's Offensive Player of the Month for July of 2010.
- In **2009**, was named Greeneville's Team MVP...was a 2009 Appalachian League Postseason All-Star...earned Greeneville's Player of the Month award for July of 2009.

- In **2008**, his first year in America, hit .284 in 40 games for Rookie Level Greenville.
- In **2007**, led the VSL Astros in batting average (.343) and OBP (.429).

PERSONAL:

- Jose and his wife Nina reside in Houston, TX, with their two daughters.

JOSE CARLOS ALTUVE

Year	Team	AVG	G	AB	R	H	2B	3B	HR	RBI	BB	SO	SB	CS	OBP	SLG	SF	SH	HB	E
2007	VSL Astros (R)	.343	64	204	40	70	12	4	0	36	28	16	15	5	.429	.441	3	3	5	10
2008	Greenville (R)	.284	40	141	26	40	9	3	2	21	8	26	8	2	.320	.433	1	2	0	11
2009	Greenville (R)	.324	45	179	45	58	20	2	3	18	26	16	21	4	.408	.508	1	2	0	8
	Tri-City (A)	.250	21	76	13	19	5	0	0	7	8	10	2	2	.337	.316	0	1	2	2
2010	Lexington (A)	.308	94	393	75	121	15	3	11	45	33	49	39	14	.364	.445	1	5	2	11
	Lancaster (A)	.276	31	116	18	32	5	2	4	22	9	17	3	4	.333	.457	0	1	1	2
2011	Lancaster (A)	.408	52	213	38	87	13	7	5	34	19	26	19	9	.451	.606	3	3	0	5
	Corpus Christi (AA)	.361	35	144	21	52	9	3	5	25	7	14	5	5	.388	.569	1	1	0	3
	HOUSTON	.276	57	221	26	61	10	1	2	12	5	29	7	3	.297	.357	1	5	2	2
2012	HOUSTON	.290	147	576	80	167	34	4	7	37	40	74	33	11	.340	.399	4	4	6	11
2013	HOUSTON	.283	152	626	64	177	31	2	5	52	32	85	35	13	.316	.363	8	4	2	9
2014	HOUSTON	.341	158	660	85	225	47	3	7	59	36	53	56	9	.377	.453	5	1	5	10
2015	HOUSTON	.313	154	638	86	200	40	4	15	66	33	67	38	13	.353	.459	6	3	9	5
2016	HOUSTON	.338	161	640	108	216	42	5	24	96	60	70	30	10	.396	.531	7	3	7	7
2017	HOUSTON	.346	153	590	112	204	39	4	24	81	58	84	32	6	.410	.547	4	1	9	10
2018	HOUSTON	.316	137	534	84	169	29	2	13	61	55	79	17	4	.386	.451	1	3	6	7
	Fresno (AAA)#	.333	1	3	0	1	0	0	0	0	0	0	1	0	.500	.333	0	0	1	0
2019	HOUSTON	.298	124	500	89	149	27	3	31	74	41	82	6	5	.353	.550	3	1	3	12
	Round Rock (AAA)#.190	5	21	3	4	0	1	0	0	0	2	7	0	0	.261	.286	0	0	0	0
2020	HOUSTON	.219	48	192	32	42	9	0	5	18	17	39	2	3	.286	.344	0	0	1	4
2021	HOUSTON	.278	146	601	117	167	32	1	31	83	66	91	5	3	.350	.489	6	1	4	8
2022	HOUSTON	.300	141	527	103	158	39	0	28	57	66	87	18	1	.387	.533	1	0	10	9
	Sugar Land (AAA)#.429	2	7	1	3	1	0	0	0	1	2	0	0	0	.500	.571	0	0	0	0
2023	Sugar Land (AAA)#.077	3	13	0	1	0	0	0	0	0	0	2	0	0	.077	.077	0	0	0	0
	Corpus Christi (AA)#.111	2	9	0	1	0	0	0	0	0	0	2	0	1	.111	.111	0	0	0	0
	HOUSTON	.311	90	360	76	112	21	2	17	51	44	71	14	2	.393	.522	0	1	5	7
MINOR LEAGUE TOTALS		.322	395	1519	280	489	89	25	30	208	141	188	117	46	.381	.473	10	18	11	52
MAJOR LEAGUE TOTALS		.307	1663	6665	1062	2407	400	31	209	747	553	911	293	83	.364	.471	46	27	69	101

- Rehab assignment

WILD CARD RECORD

Year	Team	AVG	G	AB	R	H	2B	3B	HR	RBI	BB	SO	SB	CS	OBP	SLG	SF	SH	HB	E
2015	HOU/YYY	.250	1	4	0	1	0	0	0	1	0	1	1	0	.250	.250	0	0	0	0
2020	HOU/MIN	.000	2	7	0	0	0	0	0	1	2	0	0	0	.222	.000	0	0	0	1
WC TOTALS		.091	3	11	0	1	0	0	0	2	2	1	1	0	.231	.091	0	0	0	1

DIVISION SERIES RECORD

Year	Team	AVG	G	AB	R	H	2B	3B	HR	RBI	BB	SO	SB	CS	OBP	SLG	SF	SH	HB	E
2015	HOU/KC	.136	5	22	2	3	0	0	0	1	1	2	0	1	.174	.136	0	0	0	0
2017	HOU/BOS	.533	4	15	5	8	0	0	3	4	4	2	0	0	.632	1.133	0	0	0	0
2018	HOU/CLE	.286	3	14	4	4	1	0	1	2	0	2	0	0	.286	.571	0	0	0	0
2019	HOU/TB	.350	5	20	4	7	2	0	3	5	1	3	0	0	.381	.900	0	0	0	0
2020	HOU/OAK	.400	4	15	5	6	0	0	2	5	3	3	0	1	.526	.800	0	0	1	0
2021	HOU/CWS	.313	4	16	9	5	2	0	1	3	4	5	1	0	.476	.625	0	0	1	0
2022	HOU/SEA	.000	3	16	1	0	0	0	0	0	1	6	0	0	.059	.000	0	0	0	0
2023	HOU/MIN	.235	4	17	2	4	0	0	1	1	0	2	0	0	.235	.412	0	0	0	0
DS TOTALS		.274	32	135	32	36	5	0	11	21	14	25	1	2	.351	.556	0	0	2	0

CHAMPIONSHIP SERIES RECORD

Year	Team	AVG	G	AB	R	H	2B	3B	HR	RBI	BB	SO	SB	CS	OBP	SLG	SF	SH	HB	E
2017	HOU/YYY	.320	7	25	5	8	0	0	2	4	4	5	1	0	.414	.560	0	0	0	1
2018	HOU/BOS	.250	5	20	4	5	1	0	0	2	3	4	0	0	.348	.300	0	0	0	0
2019	HOU/YYY	.348	6	23	6	8	1	0	2	3	4	1	1	0	.444	.652	0	0	0	0
2020	HOU/TB	.462	7	26	6	12	2	0	3	5	6	5	0	1	.563	.885	0	0	0	3
2021	HOU/BOS	.125	6	24	6	3	0	0	2	4	3	3	0	0	.214	.375	1	0	0	2
2022	HOU/YYY	.188	4	16	2	3	1	0	0	0	2	5	0	0	.278	.250	0	0	0	1
2023	HOU/TEX	.313	7	32	9	10	3	0	3	5	2	2	1	0	.353	.688	0	0	0	1
LCS TOTALS		.295	42	166	38	49	8	0	12	23	24	25	3	1	.382	.560	1	0	0	8

WORLD SERIES RECORD

Year	Team	AVG	G	AB	R	H	2B	3B	HR	RBI	BB	SO	SB	CS	OBP	SLG	SF	SH	HB	E
2017	HOU/LAD	.194	7	31	4	6	2	0	2	6	1	7	1	0	.219	.452	0	0	0	0
2019	HOU/WSH	.303	7	33	4	10	3	0	0	1	0	3	1	1	.294	.394	1	0	0	1
2021	HOU/ATL	.222	6	27	6	6	1	0	2	2	1	9	1	0	.250	.481	0	0	0	0
2022	HOU/PHI	.308	6	26	5	8	2	0	0	0	1	3	1	1	.333	.385	0	0	0	0
WS TOTALS		.256	26	117	19	30	8	0	4	9	3	22	4	2	.273	.427	1	0	0	1

ALTUVE CAREER TRANSACTIONS

- Signed by Houston as a non-drafted free agent on Sept. 27, 2006.
- On Injured List, July 29-Aug. 21, 2018 (right knee discomfort).
- On Injured List, May 11-June 19, 2019 (left hamstring strain).
- On Injured List, Sept. 4-15, 2020 (right knee sprain).
- On Injured List, April 14-26, 2021 (COVID-19).
- On Injured List, April 20-May 2, 2022 (strained left hamstring).
- On Injured List, March 27-May 19, 2023 (right thumb fracture).
- On Injured List, July 4-26, 2023 (left oblique strain).

ALTUVE GAME HIGHS

Hits: 4 (38x) -- last, Sept. 4, 2023 at Texas
Home Runs: 3 -- Sept. 5, 2023 at Texas
RBI: 6 -- July 24, 2016 vs. Los Angeles (AL)
Stolen Bases: 3 (3x) -- last, May 8, 2016 vs. Seattle
Longest Hitting Streak: 19 -- last, July 2-July 28, 2017
Career Grand Slams (7): Aug. 17, 2014 at BOS (Joe Kelly)
 April 12, 2019 at SEA (Shawn Armstrong)
 July 14, 2019 at TEX (Kyle Bird)
 June 15, 2021 vs. TEX (Demarcus Evans)
 July 1, 2021 at CLE (J.C. Mejia)
 July 30, 2021 at SF (Jay Jackson)
 May 29, 2023 vs. MIN (Brock Stewart)

LEADOFF HR (1)

No.	Date	Opp.	Pitcher
1	8/20/11	SF	Bumgarner
2	5/22/12	CHC	T. Wood
3	5/22/14	@SEA	Elias
4	7/27/14	MIA	Turner
5	4/10/16	@MIL	Nelson
6	4/17/16	DET	Sanchez
7	4/27/16	@SEA	Iwakuma
8	5/1/16	@OAK	Hill
9	5/4/16	MIN	Hughes
10	5/5/16	SEA	Miley
11	9/11/18	@DET	Zimmermann
12	6/23/19	@NYY	Happ
13	8/7/19	COL	Lambert
14	9/20/19	LAA	Barria
15	5/12/21	LAA	Heaney
16	5/19/21	@OAK	Montas
17	5/26/21	LAD	Bauer
18	6/1/21	BOS	Richards

LEADOFF HR (2)

No.	Date	Opp.	Pitcher
19	6/6/21	@TOR	Matz
20	6/16/21	TEX	Lyles
21	7/20/21	CLE	McKenzie
22	4/8/22	at LAA	Detmers
23	5/5/22	DET	Skubal
24	5/13/22	at WSH	Gray
25	5/18/22	at BOS	Pivetta
26	5/22/22	TEX	Hearn
27	6/6/22	SEA	Ray
28	6/26/22	at NYY	Cortes
29	7/22/22	at SEA	Gonzales
30	7/24/22	at SEA	Ray
31	8/24/22	MIN	Bundy
32	9/19/22	at TB	Rasmussen
33	9/27/22	ARI	Davies
34	6/30/23	at TEX	Jon Gray
35	9/5/23	at TEX	Eovaldi

WALK-OFF HR

No.	Date	Opp.	Pitcher
1	7/23/15	BOS	Breslow
2	6/15/21	TEX	Evans
3	7/11/21	NYY	Green

ALTUVE CAREER FIELDING

YEAR	POSITION	PCT.	G	PO	A	E	TC	DP
2023	Second Base	.975	87	103	175	7	285	51
TOTALS	Second Base	.984	1618	2344	3959	100	6403	909
	Shortstop	.667	2	0	2	1	3	0



YORDAN ALVAREZ

44

OF

HT	WEIGHT	MLB
6'5"	237	L/R

Born: 6/27/97 in Las Tunas, Cuba

Opening Day Age: 26

Contract Status: Signed through 2028

Acquired: From Los Angeles (NL) in exchange for RHP Josh Fields on Aug. 1, 2016.

Resides: Land O' Lakes, FL

ML Service: 4.113

CAREER HIGHLIGHTS

- Towering left-handed hitter enters his sixth Major League season with Houston...in 482 career games in the Majors, spanning the 2019-23 seasons, has hit .295 (513x1738) with 114 doubles, 129 homers, 380 RBI and a .978 OPS (.390 OBP/.588 SLG).
- Is listed as an outfielder after starting 40 games in left field in the 2023 regular season...in regular season action, has 144 career starts in left field and 323 as the Astros designated hitter.
- Named an All-Star in 2023, his second consecutive All-Star appearance...had a huge season, reaching the 30-homer mark for his third consecutive year...also reached 100 career homers in what was his 372nd career game, becoming the fastest player to do so in franchise history...once again excelled in the postseason, hitting .465 (20x43) with six home runs, 15 RBI and a 1.487 OPS in 11 games...his .465 average (20x43) ranked first in a single postseason in club history (min. 30AB)...recorded multiple hits in six straight games to close out the postseason, which is the longest streak of multi-hit games in a single postseason in MLB history.
- Had a huge 2022 season in which he finished third in the AL in MVP voting...was named the Astros MVP, was a 2022 All-Star Game selection and was named the AL Silver Slugger at DH...followed up his 2022 regular season with a strong postseason...hit three go-ahead homers in the 6th inning or later in the postseason, all three coming with the Astros trailing...hit a walk-off homer in Game 1 of the ALDS and then a go-ahead homer in Game 2 of the ALDS, both against the vaunted Mariners bullpen...capped his postseason with a game-winning, go-ahead, three-run homer over the batters eye in center field in Game 6 of the World Series vs. PHI.
- Played his first full season as an Astro in 2021 and led the club in home runs (33) and RBI (104)...named a second-team All-MLB selection and was a Silver Slugger finalist at the DH position...named the 2021 ALCS MVP after hitting .522 (12x23) with a homer, six RBI and a 1.408 OPS during the series.
- In his rookie season of 2019, was named the 2019 American League Jackie Robinson Rookie of the Year...became the third player in Astros history to win the award...established a new Major League record for OPS by a rookie in a single season, with his 1.067 mark (min. 350 PA).

BROADCAST NOTES

- After defecting from Cuba in 2016, Alvarez's journey took him first to the Dominican Republic, then to Haiti, where would eventually establish residency...after establishing residency in Haiti, Alvarez signed his first professional contract with the Dodgers and their scouts Ismael Cruz and Mike Toscar.
- While establishing residency, Alvarez crossed paths with fellow Cuban Yuli Gurriel, who was also working to establish residency...Alvarez grew up idolizing Gurriel, who was a star in the Cuban league during his childhood...the two would later become teammates, sharing the same clubhouse with each other for Alvarez's first four MLB seasons (2019-22).
- Spent less than two months in the Dodgers organization and did not play in a professional game with them before being acquired by Houston in exchange for reliever Josh Fields...Fields posted a 2.61 ERA in three seasons with Los Angeles while Alvarez blossomed into one of the top prospects in baseball before debuting in 2019...the Astros scouts credited with the identification of Alvarez as an amateur include Charlie Gonzalez and Oz Ocampo.
- Went six years, from the moment he defected from Cuba, until August of 2022, without seeing his father (Agustín Alvarez), mother (Marilyn Cadogan Reyes) and little brother (Yonder), who's turning 17 in 2024...with the help of Astros Owner & Chairman Jim Crane, who worked with an immigration lawyer, the three secured visitor visas to eventually make it to the United States...despite being apart for six years, Yordan still talked to his parents daily by phone.
- Has had several eye-opening moments in his career, with perhaps the top regular season moment coming on Sept. 9, 2019, when he became the first Astro to hit a homer into the third deck at Minute Maid Park (off A's RHP Paul Blackburn)...that shot landed in section 337, row 1, seat 18, a seat that no longer exists after the addition of the Michelob Ultra View Deck.
- Has been compared to former Red Sox slugger David Ortiz, who like Alvarez was a standout postseason performer in his career...Ortiz agrees with the comparison and has nicknamed Alvarez "Baby Papi".
- Played his first four seasons (2019-22) under his rookie contract...signed a six-year contract extension with the Astros on June 6, 2022, which will keep Alvarez in an Astros uniform through 2028.

ASTROS
FRONT OFFICEASTROS
COACHING STAFFASTROS
SCOUTING & PLAYER
DEVELOPMENT2023 SEASON
IN REVIEW2024
OPPONENTSHISTORY &
RECORDSSPRING
TRAININGMEDIA
INFORMATIONMINUTE MAID
PARK

- Hit three homers with seven RBI on Aug. 10, 2019 at BAL, becoming the youngest player in MLB history (2 years, 44 days old) with three homers and seven RBI in a game, surpassing Pat Seerey (July 13, 1945 at 22 years, 118 days old).
- Hit .311 (288x927) with 56 doubles, 56 HR, 218 RBI and a .956 OPS (.395 OBP/.561 SLG) in 250 minor league games in four years prior to his MLB debut.
- Played in the SiriusXM All-Star Futures Game in 2017 and 2018...was a Midwest League Midseason All-Star in 2017.

2023 SEASON:

- Served as one of the AL's most potent power threats, batting .293 (120x410) with 31 homers, 97 RBI, 24 doubles, 77 runs and a .990 OPS (.407 OBP/.583 SLG) in 114 games...made 73 starts at DH and 40 in LF.
- Was his selected to his second **ALL-STAR** Game, but did not appear in the game due to injury.
- His .407 OBP was a career-high for a season in which he logged at least 400 plate appearances...became the fourth player in Astros history to log multiple seasons (2022-23) with a .400+ on-base percentage (min. 450 PA)...the last to do so in consecutive seasons was 1B Lance Berkman (2001-06).
- Reached the 30-homer mark for his third straight season...the last Astro to homer 30 times in three consecutive seasons was 1B Jeff Bagwell (2001-03).
- Did not have enough plate appearances to qualify, but among AL players with at least 475 plate appearances, ranked third in on-base percentage (.407), third in OPS (.990) and third in SLG (.583).
- Was tied for second in the AL with 21 home runs on the road this year...batted .365 (38x104) with RISP, .310 (13x42) with RISP and two outs and .471 (8x17) with the bases loaded.
- Went on a 36-game on-base streak to open the season (March 30-May 16)...was a franchise record for a start-of-season on-base streak...going back to 2022, he had reached base safely in a career-long 40 straight games...was the longest streak by an Astro since 3B Alex Bregman had a 41-game streak from Sept. 11, 2019-Sept. 8, 2020.
- Recorded his 100th career home run on April 3 vs. DET...was the fastest player (372g) in Astros history to reach 100 home runs...the previous record was held by 1B Lance Berkman (452g).
- Recorded his 300th career RBI on April 14 vs. TEX... among players that began their careers with the Astros, Alvarez became the fastest to reach 300 RBI in terms of games (380g).
- Hit go-ahead homers in back-to-back games on April 21 and April 22 at ATL...per Elias, was the first Astros player to hit go-ahead home runs in back-to-back games since 3B Alex Bregman from Aug. 13-14, 2022 vs. OAK.
- Missed 39 games during an IL stint from June 9-July 26 due to left oblique discomfort.
- Went 4x4 with a homer, four RBI, two runs and two walks on Aug. 28 at BOS...tied the club record by reaching safely six times in a single game...the last to do so was OF George Springer (6x6) on May 7, 2018 at OAK.
- Went 3x5 with a double, a home run and an RBI on Aug. 29 at BOS...had reached base safely in 10 consecutive plate appearances dating back to Aug. 27 at DET...was the first Astro to reach in at least 10 straight plate appearances since 2B Jose Altuve reached in 10 straight from May 25-27 in 2018...was also the first Astro to record a hit in eight straight at-bats since Altuve had hits in 10 straight during his stretch from May 25-27 in 2018.
- Went on a 31-game on-base streak from Aug. 20-Sept. 25...was the first player in the Majors with two on-base streaks of at least 30 games in a single season since 3B Alex Bregman did so in '18 with 42 and 31 game on-base streaks.
- Hit a 3-run home run on Sept. 13 vs. OAK that registered a 117-mph exit velocity...was the hardest-hit base hit of any kind by an Astro in the Statcast Era (since '15).
- In the **POSTSEASON**, hit .465 (20x43) with two doubles, a triple, six home runs, 15 RBI and a 1.487 OPS...his 15 RBI tied for the second-most in a single postseason in Astros history, behind IF Carlos Correa (17 RBI in 2020)...his .465 average (20x43) ranked first in a single postseason in club history (min. 30AB).
- Logged a two-homer efforts in Game 1 of the ALDS and Game 2 of the ALCS...became the first player in Astros history and sixth in MLB history with multiple multi-homer games in a single postseason.
- Homered in the first three games of the ALDS, giving him home runs in four straight postseason games, dating back to 2022...became the 11th player in MLB history to homer in at least four straight postseason games.
- Became the second player in MLB history to homer six times through their team's first six games of a postseason, along with NYY OF Giancarlo Stanton (2020).
- Among players with 50 plate appearances in DS history, ranks second with a 1.209 OPS behind only IF Edgar Martinez (1.262).
- Hit the 12th homer of his postseason career in Game 2 of the ALCS vs. TEX, surpassing OF Randy Arozarena for the most by a Cuban-born player in MLB history.
- Recorded multiple hits in six straight games to close out the postseason...is the longest streak of multi-hit games in a single postseason in MLB history...is tied with OF Nelson Cruz for the longest streak of multi-hit games in general in MLB postseason history.

2022 SEASON:

- Had a huge 2022 season in which he finished third in the AL in MVP voting...was named the Astros MVP, was a 2022 **ALL-STAR** Game selection and was named the AL Silver Slugger at DH.
- Finished the season batting .306 (144x470) with a career-high 37 home runs, 97 RBI and a 1.019 OPS (.406 OBP / .613 SLG.)
- In the AL, ranked second in hard-hit percent (59.8), second in OBP (.406), second in SLG (.613), second in OPS, third in home runs, fourth in batting average, fourth in runs (95), tied for fourth in walks (78) and tied for fifth in RBI.
- Split his time between DH (77 starts) and left field (career-high 56 starts)...had seven outfield assists, which ranked tied for second in the AL among LFs.
- Made his second career **OPENING DAY** roster.
- Had two IL stints this season...missed three games due to health & safety protocols from April 15-18...also missed seven games due to right hand inflammation from July 10-21.
- Named AL Player of Week for the week of May 30-June 5...hit .565 (13x23) with a double, a triple, four homers, eight RBI and a 1.847 OPS in the week.
- Signed a six-year contract extension with the Astros on June 6 covering the 2023-28 seasons.
- Named AL Player of the Month in June, when he led the AL in batting average (.418), OBP (.510), SLG (.835) and OPS (1.346) for the month.
- Had a three-homer game on Sept. 16 vs. OAK...was his second career three-homer game (also, Aug. 10, 2019 at BAL)...became third player in Astros history to have multiple three-homer games, joining Glenn Davis (2x) and Jeff Bagwell (3x).
- Was named AL Player of the Week for Sept. 12-18 after he hit .520 (13x25) with five home runs, 10 RBI, four doubles, 10 runs, and a 1.836 OPS (.556 OBP / 1.280 SLG) in six games that week.
- In the **POSTSEASON**, he batted .192 (10x52) with three doubles, three home runs, 14 RBI and a .735 OPS (.311 OBP/.423 SLG).
- All three of his postseason homers were go-ahead homers in the 6th inning or later, with all coming while the Astros trailed...became the first player in MLB history to have three such homers in a career...also tied IF Troy Glaus ('02) for the most go-ahead postseason HR in the 6th inning or later in a single postseason (3)...is one of three players in Astros history with two or more three-run homers in a single postseason, along with IF Ken Caminiti ('99) and OF Kyle Tucker ('21).
- In Game 1 of the ALDS, hit a walk-off three-run home run to complete Astros four-run comeback...was the 1st walk-off HR in MLB postseason history by a team trailing by multiple runs...was the second walk-off HR in MLB history with a team down to its final out, other was OF Kirk Gibson in Game 1 of the 1988 WS.
- Capped his postseason with a game-winning go-ahead three run homer over the batters eye in center field in Game 6 of the World Series vs. PHI...the homer traveled 450 feet, which is the second-longest WS HR of the Statcast era (since '15).
- Has six homers and 26 RBI in his postseason career...ranks second in MLB postseason RBI by a Cuban-born player, trailing only 1B Yuli Gurriel (39).

2021 SEASON:

- Played his first full season as an Astro and led the club in home runs (33) and RBI (104)...named a second-team All-MLB selection and was a Silver Slugger finalist at the DH position.
- Started a career-high 39 games in left field...batted .349 (51x146) with 15 HR with 36 RBI and a 1.161 OPS in 41 games as an outfielder.
- Made his first career **OPENING DAY** roster, going 1x3 with three RBI as the Astros DH.
- Reached 101 RBI on the season at 24 years and 87 days old...became the second youngest player in Astros history to reach 100 RBI in a season, behind only César Cedeño, who reached the mark at 23 years, 216 days in 1974.
- Reached the 30-homer mark on Sept. 13 at TEX at 24 years and 78 days old, becoming the youngest Astros player to reach 30 homers in a season.
- In the **POSTSEASON**, he batted .315 (17x54) with 13 runs, four doubles, two triples, two home runs, nine RBI and a 1.023 OPS.
- Was named the 2021 ALCS MVP...hit .522 (12x23) with a homer and six RBI and a 1.408 OPS during the ALCS...became the fourth Cuban-born postseason MVP in MLB history, joining OF Randy Arozarena in the 2020 ALCS, RHP Orlando Hernández in the 1999 ALCS and RHP Liván Hernández in the 1997 NLCS.
- His .522 avg. in the series is the sixth-highest in a single postseason series in MLB history (min. 25 PA).
- Went 4x4 in Game 6 of the ALCS, becoming the fifth Astros player with a four-hit game in a potential series-clinching game in postseason history, also Yuli Gurriel in Game 3 of the 2017 ALDS, Carlos Correa in Game 4 of the 2015 ALDS, Carlos Beltrán in Game 5 of the 2004 NLDS and Terry Puhl in Game 5 of the 1980 NLCS.
- Also had two triples in the postseason, becoming the only player in Astros franchise history to record multiple triples in a single postseason.

2020 SEASON:

- Played in just two Major League games, going 2x8 with a homer and four RBI.
- Had his season delayed due to a positive COVID-19 test...began the year on the Injured List.

ASTROS
FRONT OFFICEASTROS
COACHING STAFFASTROS
ALVARÉZ, YORDAN
SCOUTING & PLAYER
DEVELOPMENT2023 SEASON
IN REVIEW2024
OPPONENTSHISTORY &
RECORDSSPRING
TRAININGMEDIA
INFORMATIONMINUTE MAID
PARK

- Activated on Aug. 14 vs. SEA and homered in his first PA, a three-run shot into the Crawford Boxes...went back-to-back with Yuli Gurriel.
- Was placed on the Injured List on Aug. 18 with right knee discomfort.
- Underwent arthroscopic surgery on both of his knees on Aug. 26...a slight tear of the patellar tendon was repaired in his right knee, while his left knee received a routine cleanup...missed the remainder of the season.

2019 SEASON:

- 21-year-old was named the 2019 AL Jackie Robinson Rookie of the Year, the Sporting News AL Rookie of the Year and was the MLBPA Players Choice Award recipient for the AL Most Outstanding Rookie...also named to the Second-Team All-MLB squad.
- Established an MLB record for OPS by a rookie in a single season (1.067 mark) (min. 350PA)...surpassed Shoeless Joe Jackson's record of 1.058 set in 1911.
- Set a club rookie record for HR in a single season (27), topping Carlos Correa's record of 22 set during his 2015 rookie season...also set club rookie records for OPS (1.067), OBP (.412) and SLG (.655) (min. 350PA).
- Ranked among the top-10 AL hitters in multiple categories from the date of his MLB debut (June 9) through the end of the regular season: RBI (2nd, 78), OBP (3rd, .412), SLG (3rd, .655), OPS (4th, 1.067), extra-base hits (5th, 53), homers (7th, 27), doubles (T-7th, 26), batting average (9th, .313).
- Led all AL rookies in extra-base hits (53), OPS (1.067), OBP (.412) and SLG (.655) (min. 350PA).
- Was named the AL Rookie of the Month in June, July and August...became the first player in franchise history to win three consecutive Rookie of the Month awards, and the first MLB player to do so since Aaron Judge from April-June of 2017.
- Set a Major League record for RBI in a player's first 45 career games with 51, surpassing Ted Williams' record of 47 set in 1939...also set a record for RBI within a player's first 30 games (35 RBI), surpassing Albert Pujols (34 in 2001).
- Set Astros records for most homers within a player's first 12 games (7 HR), 11 games (6), 10 games (5), five games (4), four games (3) and two games (2).
- His 1.067 OPS was the sixth-best by a player 22 years old or younger in MLB's modern era (since 1900).
- Batted .344 (32x93) with 13 doubles, six homers, 50 RBI and a 1.105 OPS (.427 OBP/.677 SLG) with runners in scoring position.
- Led all left-handed hitters in OPS vs. left-handed pitchers (1.038)...the only left-handed hitting rookie in MLB history to post a higher mark was David Justice in 1990 (1.099).
- Selected to the Major League roster on June 9...made his MLB debut vs. BAL that day, starting at DH.
- Homered in his first MLB game off RHP Dylan Bundy, becoming the seventh player in franchise history to homer in his MLB debut...hit a 1-0 changeup to center field in what was his second PA.
- At 21 years, 347 days old, became the youngest player in club history to make a start at DH.
- Homered in his second-career game on June 11 vs. MIL, becoming the first player in Astros history to homer in each of his first two MLB games...became the 23rd player in MLB history to do this.
- Became the first player in Astros history to score a run in each of his first five Major League games.
- His four homers tied the second-most home runs in MLB history over a player's first five games with Yasiel Puig (2013) and Mike Jacobs (2005), behind only Trevor Story's six homers in 2016.
- His eight runs scored over his first five MLB games tied the second-most in MLB history with Jay Bruce (2008), behind only Jim Gilliam's nine runs in his first five games in 1953.
- Became the first player in MLB history to post six homers and 14 RBI over his first 11 Major League games (since RBI first became an official stat in 1920)...was also the first to reach seven homers and 16 RBI over his first 12 games.
- Tied a Major League record for homers over a player's first 12 games (7) with Trey Mancini (2016-17), Trevor Story (2016) and Dino Restelli (1941).
- Named the AL Rookie of the Month for June after leading AL rookies in RBI (21), OPS (1.139), OBP (.406) and SLG (.733) in 16 games in June.
- Notched his first-career multi-HR game on July 12 at TEX...became the youngest Astro with a multi-HR game since Carlos Correa on April 6, 2016 at NYY.
- Set a MLB record for RBI over a player's first 30 games (35 RBI), topping Albert Pujols' record of 34 in 2001.
- Hit a 474-foot homer on July 20 vs. TEX, the longest homer by an Astro in the Statcast era (since 2015).
- Named the AL Rookie of the Month for July, his second-consecutive Rookie of the Month award.
- Became the first player in MLB history to record an extra-base hit in 24 of his first 42 games.
- Set a Major League record for RBI in a player's first 45 career games with 51, surpassing Ted Williams' record of 47 set in 1939.
- Hit three homers with seven RBI on Aug. 10 at BAL, marking the 14th three-homer game in club history (13th in the regular season) and the first since Carlos Lee's three-homer game on April 13, 2007 at PHI.
- Became the youngest player in MLB history (2 years, 44 days old) with three homers and seven RBI in a game, surpassing Pat Seerey (July 13, 1945 at 22 years, 118 days old).
- Became the seventh-youngest player in MLB history with a three-homer game.
- Brew a career high four walks on Aug. 20 vs. DET...at 22 years, 54 days old became the youngest player to walk four times in a game since Barry Bonds (22 years, 37 days) on Aug. 30, 1986 at HOU (STATS Inc.).
- Posted his fourth-career multi-homer game on Aug. 27 vs. TB...joined Cody Bellinger (6g) as the only players in MLB history to record at least four multi-homer games over their first 60 games in the Majors.

- Was named the AL Rookie of the Month for August, his third-straight monthly award...hit .309 (30x97) in 27 games in August while leading AL rookies in HR (9), RBI (26), SLG (.670), OBP (.425) and OPS (1.095).
- Became the first rookie to win three consecutive Rookie of the Month Awards since Aaron Judge in 2017 (April, May, June).
- His nine homers marked the second-most by an Astros rookie in a single month behind George Springer's 10 homers in May 2014.
- On Sept. 8 vs. SEA, became the first player in Astros history with at least three doubles and six RBI in a single game...became the youngest player in MLB history with three doubles and six RBI in a single game (22 years, 73 days)...broke the record held by Jimmy O'Connell of the New York Giants on (22 years, 110 days on June 1, 1923).
- Hit two solo homers over the first 2.0 innings on Sept. 9 vs. OAK, setting a new single-season club record for home runs by a rookie (24), surpassing Carlos Correa's 2015 record of 22.
- POSTSEASON:** Batted .241 (14x58) with one homer and three RBI in 18 postseason games.
- ALDS VS. TB:** Smacked three doubles over the first four games of the ALDS against the Rays, marking the most doubles by an Astros player within his first four career postseason games all-time.
- Became the third-youngest player in Astros history to start a postseason game (22 years 99 days) behind only Carlos Correa (21 in 2015) and Richard Hidalgo (22 years, 94 days in 1997).
- Became the third-youngest player in MLB history to start a postseason game at DH, behind only Claudell Washington (21 in 1975) for Oakland and Jamie Quirk (21 in 1976) for Kansas City.
- WORLD SERIES VS. WSH:** Went 3x3 with a two-run homer in Game 5 of the World Series, becoming the youngest Cuban-born player to homer in the World Series, surpassing Jose Canseco.
- Became the fourth-youngest AL player to homer in a World Series game behind Mickey Mantle, Jimmie Foxx and Tony Kubek.
- Became the youngest player in Astros history record a hit in a World Series game.
- Became the 40th rookie in MLB history to homer in the World Series.
- Began the season at Triple A Round Rock and hit .343 (73x213) with 50 runs scored, 16 doubles, 23 home runs, 71 RBI and a 1.184 OPS (.443 OBP/.742 SLG) in 56 games.
- Was leading the minors in homers (23), RBI (71), extra-base hits (39) and total bases (158) prior to making his Major League debut.
- Received Triple A Pacific Coast League Player of the Month honors and Astros Minor League Player of the Month recognition for April...led the PCL in homers and slugging percentage in April.

MINOR LEAGUES:

- Was an MiLB.com Organization All-Star and was selected to the SiriusXM All-Star Futures Game for the second-straight season in **2018**.
- Went 1x3 with a walk in the 2018 Futures Game.
- Was a **2017** Class A Midwest League All-Star.
- Was selected to the 2017 SiriusXM All-Star Futures Game in 2017.
- Debuted in pro baseball in **2016** for the Dominican Summer League Astros, batting .341 with a .974 OPS in 16 games.

PERSONAL:

- Yordan and his wife Monica reside in Land O' Lakes, FL, with their daughter, Mia, and their son, Jordan.

YORDAN RUBEN ALVAREZ

Year	Team	AVG	G	AB	R	H	2B	3B	HR	RBI	BB	SO	SB	CS	OBP	SLG	SF	SH	HB	E
2016	DSL Astros Orange (R)	.341	16	44	7	15	2	1	1	4	12	7	2	1	.474	.500	1	0	0	0
2017	Quad Cities (A)	.360	32	111	26	40	6	0	9	33	23	36	2	0	.468	.658	3	0	2	1
	Buies Creek (A)	.277	58	224	19	62	11	3	3	36	19	41	6	1	.329	.393	7	0	2	0
2018	Corpus Christi (AA)	.325	43	169	39	55	13	0	12	46	19	45	5	2	.389	.615	2	0	0	2
	Fresno (AAA)	.259	45	166	24	43	8	0	8	28	23	47	1	0	.349	.452	0	0	0	0
2019	Round Rock (AAA)	.343	56	213	50	73	16	0	23	71	38	50	2	1	.443	.742	1	0	1	2
	HOUSTON	.313	87	313	58	98	26	0	27	78	52	94	0	0	.412	.655	2	0	2	1
2020	HOUSTON	.250	2	8	2	2	0	0	1	4	0	1	0	0	.333	.625	0	0	1	0
2021	HOUSTON	.277	144	537	92	149	35	1	33	104	50	145	1	0	.346	.531	3	0	8	1
2022	HOUSTON	.306	135	470	95	144	29	2	37	97	78	106	1	1	.406	.613	7	0	6	2
2023	HOUSTON	.293	114	410	77	120	24	1	31	97	69	92	0	0	.407	.583	4	0	13	0
	Sugar Land (AAA)#	.333	3	9	0	3	1	0	0	2	2	1	0	0	.455	.444	0	0	0	0
MINOR LEAGUE TOTALS		.311	253	936	165	291	57	4	56	220	136	227	18	5	.396	.560	14	0	5	5
MAJOR LEAGUE TOTALS		.295	482	1738	324	513	114	4	129	380	249	438	2	1	.390	.588	16	0	30	4

- Rehab assignment

ALVAREZ IN THE POSTSEASON

DIVISION SERIES RECORD

Year	Team	AVG	G	AB	R	H	2B	3B	HR	RBI	BB	SO	SB	CS	OBP	SLG	SF	SH	HB	E
2019	HOU/TB	.316	5	19	2	6	3	0	0	1	1	7	0	0	.350	.474	0	0	0	0
2021	HOU/CWS	.273	4	11	4	3	1	0	1	3	6	6	0	0	.529	.636	0	0	0	0
2022	HOU/SEA	.267	3	15	3	4	1	0	2	7	1	2	0	0	.353	.733	0	0	1	0
2023	HOU/MIN	.438	4	16	7	7	2	0	4	6	1	5	0	0	.471	1.313	0	0	0	0
DS TOTALS		.328	16	61	16	20	7	0	7	17	9	20	0	0	.423	.787	0	0	1	0

CHAMPIONSHIP SERIES RECORD

Year	Team	AVG	G	AB	R	H	2B	3B	HR	RBI	BB	SO	SB	CS	OBP	SLG	SF	SH	HB	E
2019	HOU/NYY	.045	6	22	1	1	0	0	0	0	2	12	0	0	.125	.045	0	0	0	0
2021	HOU/BOS	.522	6	23	7	12	3	1	1	6	2	5	0	0	.538	.870	1	0	0	0
2022	HOU/NYY	.214	4	14	2	3	1	0	0	1	3	6	0	0	.389	.286	0	0	1	0
2023	HOU/TEX	.481	7	27	5	13	0	1	2	9	3	9	0	0	.531	.778	1	0	1	0
CS TOTALS		.337	23	86	15	29	4	2	3	16	10	32	0	0	.410	.535	2	0	2	0

WORLD SERIES RECORD

Year	Team	AVG	G	AB	R	H	2B	3B	HR	RBI	BB	SO	SB	CS	OBP	SLG	SF	SH	HB	E
2019	HOU/WSH	.412	7	17	2	7	0	0	1	2	4	2	0	0	.524	.588	0	0	0	0
2021	HOU/ATL	.100	6	20	2	2	0	1	0	0	5	6	0	0	.308	.200	0	0	1	0
2022	HOU/PHI	.130	6	23	4	3	1	0	1	6	2	8	0	0	.231	.304	0	0	1	0
WS TOTALS		.200	19	60	8	12	1	1	2	8	11	16	0	0	.342	.350	0	0	2	0

ALVAREZ CAREER TRANSACTIONS

- Signed by the Dodgers as a non-drafted free agent on June 15, 2016.
- Acquired by the Astros from the Dodgers in exchange for RHP Josh Fields on Aug. 1, 2016.
- On Injured List, July 12-Aug. 14, 2020 (COVID-19).
- On Injured List, Aug. 16-Nov. 2, 2020 (right knee discomfort).
- On Injured List, April 14-20, 2021 (health & safety protocols).
- On Injured List, April 28-30, 2021 (health & safety protocols).
- On Injured List, April 15-18, 2022 (health & safety protocols).
- On Injured List, July 10-21, 2022 (right hand inflammation).
- On Injured List, June 9-July 26, 2023 (right oblique discomfort).

ALVAREZ GAME HIGHS

Hits: 4 (4x) – last, Aug. 28, 2023 at Boston
Home Runs: 3 (2x) – last, Sept. 16, 2022 vs. Oakland
RBI: 7 – Aug. 10, 2019 at Baltimore
Stolen Bases: 1 (2x) – last, July 25, 2022 at Oakland
Longest Hitting Streak: 13 – May 2-17, 2023
Career Grand Slams (4): Aug. 10, 2019 at Baltimore (Tayler Scott)
 June 24, 2021 at Detroit (Bryan Garcia)
 April 8, 2023 at Minnesota (Joe Ryan)
 May 22, 2023 at Milwaukee (Hoby Milner)

LEADOFF HR

No.	Date	Opp.	Pitcher
none			

PINCH-HIT HR

No.	Date	Opp.	Pitcher
1	9/14/19	at KC	Speier

WALK-OFF HR

No.	Date	Opp.	Pitcher
1	7/4/22	KC	Barlow

ALVAREZ CAREER FIELDING

YEAR	POSITION	PCT.	G	PO	A	E	TC	DP
2023	Outfield	1.000	40	59	2	0	61	0
TOTALS	Outfield	.981	147	196	13	4	213	1



NOT-ROSTER INVITE

SPENCER ARRIGHETTI

75
RHP

HT	REACH	WEIGHT
6'1"	6'1"	205

Born: 1/2/00 in Albuquerque, NM
Opening Day Age: 24
Contract Status: Signed through 2024
Acquired: Selected in the sixth round of the June 2021 draft.
Resides: Katy, TX
ML Service: 0.000

CAREER HIGHLIGHTS

- The Astros top pitching prospect has pitched parts of three seasons (2021-23) in the Astros minor league system...has gone 19-15 with a 4.44 ERA (121ER/245IP) in 61 career games, including 40 starts...has 315 career strikeouts in 245.0 innings pitched, while allowing a .229 opponent average.
- Had a banner 2023 season in which he was named the Astros Minor League Pitcher of the Year and a MiLB.com Organizational **ALL-STAR**...split his campaign between Triple A Sugar Land and Double A Corpus Christi...also named the Astros Minor League Pitcher of the Month in May, while pitching at Double A.

MINOR LEAGUE CAREER:

- Was named the Astros **2023** Minor League Pitcher of the Year and a MiLB.com Organizational All-Star after combining to go 9-7 with a 4.40 ERA (61ER/124.2IP) in 28 games (21 starts)...posted 141 strikeouts in his 124.2 innings on the season...began his season at Double A, where he made his first 13 appearances (eight starts)...had a slow start to the season, posting an 11.05 ERA (18ER/14.2IP) in his first four appearances...recovered to dominate in May, going 4-0 with a 0.67 ERA (2ER/27IP) in five games (three starts)...named the Astros Minor League Pitcher of the Month for May...racked up 79 strikeouts in his 60.2 innings before a promotion to Triple A in late June...finished his season at Triple A, making 15 appearances...he was especially great at home for the Space Cowboys, pitching to a 1.93 ERA in nine appearances (eight starts), giving up just nine total runs in 42.0 frames of work...overall on the season, Arrighetti finished second in the Astros system in wins, third in strikeouts, innings pitched, batting average against (.217) and games started (21), fourth in WHIP (1.25) and sixth in ERA.
- Split his **2022** season between Corpus Christi (5g/4gs) and Class A Asheville (22g/13gs)...combined to go 7-6 with a 4.73 ERA (56ER/106.2IP) on the season...led all Astros minor leaguers with 152 strikeouts in just 106.2 innings of work.

BROADCAST NOTES

- A local product, Arrighetti attended Cinco Ranch High School in the Houston suburb of Katy...while at Cinco Ranch, was a two-time unanimous First Team All-District pitcher...earned First Team All-State honors as a senior...went undrafted out of high school.
- Began his collegiate career at TCU, making 16 appearances and fanning 19 batters in 17.0 innings pitched as a freshman...transferred to Navarro Junior College for his sophomore year, where he made four starts and owned a 2-2 record with a 4.26 ERA...tallied 19.0 innings pitched on the bump and recorded the most strikeouts (30) and highest K/9 (14.21) on the team...transferred to the University of Louisiana at Lafayette, where he pitched one season (2021)...starred as a Ragin' Cajun, going 7-6 with a 3.12 ERA (29ER/83.2IP) in 16 games (13 starts).
- Selected by the Astros in the sixth round of the 2021 draft...signed by Astros scout Landon Townsley.
- As expected, Spencer is of Italian heritage, and has been associated with spaghetti pasta his entire life, which is a meal he does enjoy...at Double A Corpus Christi in 2023, his teammates produced shirts with a stick figure of Arrighetti pitching next to the text "Spaghetti of Meat Balls"...the crew wore the shirt for every start of Spencer's...the infamous drawing was inspired after playing a Pictionary-type game with his teammates on their phones.
- Received his first career invitation to Major League Spring Training camp in 2024...is signed to a minor league contract for the 2024 season.

- Began his professional career in **2021** with the FCL Astros, making two appearances...promoted to Class A Fayetteville for his final four appearances of the season.

ASTROS FRONT OFFICE
ASTROS COACHING STAFF
ARRIGHETTI, SPENCER
SCOUTING & PLAYER DEVELOPMENT
2023 SEASON IN REVIEW
2024 OPPONENTS
HISTORY & RECORDS
SPRING TRAINING
MEDIA INFORMATION
MINUTE MAID PARK

SPENCER ZANE ARRIGHETTI

Year	Team	W	L	ERA	G	GS	CG	SHO	SV	IP	H	R	ER	HR	HB	BB	SO	WP	BK	AVG
2021	FCL Astros (R)	1	1	2.25	2	0	0	0	0	4.0	7	2	1	0	0	0	6	2	0	.368
	Fayetteville (A)	2	1	2.79	4	2	0	0	0	9.2	3	3	3	1	1	2	16	3	0	.091
2022	Asheville (A)	6	5	5.04	22	13	0	0	2	85.2	88	55	48	6	7	46	124	9	2	.259
	Corpus Christi (AA)	1	1	3.43	5	4	0	0	0	21.0	13	8	8	3	0	9	28	3	1	.181
2023	Corpus Christi (AA)	7	2	4.15	13	8	0	0	0	60.2	48	28	28	4	6	23	79	2	0	.218
	Sugar Land (AAA)	2	5	4.64	15	13	0	0	0	64.0	49	33	33	7	5	36	62	2	0	.217
MINOR LEAGUE TOTALS		19	15	4.44	61	40	0	0	2	245.0	208	129	121	21	19	116	315	21	3	.229

ARRIGHETTI CAREER TRANSACTIONS

- Selected by Houston in the sixth round of the June 2021 draft.



NON-ROSTER INVITE

LUKE BERRYHILL

78
C

HT	WEIGHT
6'1"	225

Born: 5/28/1998 in Atlanta, GA
Opening Day Age: 25
Contract Status: Signed through 2024
Acquired: From Cincinnati in exchange for LHP Cionel Perez on Jan. 23, 2021.
Resides: Canton, GA
ML Service: 0.000

CAREER HIGHLIGHTS

- Catcher enters his sixth year of professional baseball and his fourth in the Astros organization...has recorded a .258 batting average (227x879) with 49 doubles, 36 home runs, and a .380 OPS (.386 OBP/.444 SLG) in 257 career minor league games.
- Was named the Astros Minor League Player of the Year for the 2021 season...during that season, he batted .295 (72x244) with 47 runs, 20 doubles, 15 home runs, 54 RBI and a .974 OPS (.561 SLG/.413 OBP) in 73 games.

MINOR LEAGUE CAREER:

- Received his first invite to Major League Spring Training in **2023** and got in four games for the Astros, going 0x5 with a pair of walks...reassigned to minor league camp on March 17...opened his year and spent the entire season at Triple A Sugar Land...played in 77 games for the Space Cowboys, hitting .228 (57x250) with nine doubles, eight homers, 28 RBI and a .755 OPS...tripled three times in 2023, the first three triples of his professional career...started 37 games at catcher, 21 at DH and 16 at first base...had one IL stint on the season, missing games from Sept. 8-25.
- In **2022**, he appeared in 99 games between the FCL Astros and Double A Corpus Christi...he recorded a .256 batting average (92x360) with 69 runs, 19 doubles, 12 home runs, 60 RBI and a .788 OPS.
- In **2021**, he was named the Astros Minor League Player of the Year...he split time between Low A Fayetteville (35g), High A Asheville (29g), and Double A Corpus Christi (9g), he batted .295 (72x244) with 47 runs, 20 doubles, 15 home runs, 54 RBI and a .974 OPS (.561 SLG/.413 OBP) in 73 games...named the Carolina League Player of the Week while playing for Fayetteville on July 18.
- Did not appear in a game in **2020** due to the pandemic-shortened season.
- After being selected in **2019** First Year Player MLB Draft by the Cincinnati Reds, he appeared in eight games with Rookie Level Greenville...he posted a .240 average (6x25) with five runs, one double, one home run and a .744 OPS.

BROADCAST NOTES

- Went to River Ridge HS in Woodstock, GA, which is a northern suburb of Atlanta...while at River Ridge was a three-time All-County and All-Region honoree (2014-16)...also named All-Georgia twice (2015-16) and was named to the Rawlings-Perfect Game All-America third team and All-Southeast Region first team in his senior season of 2016.
- Went undrafted out of high school and went to attend Georgia Southern in 2017, but had his freshman year cut short due to injury...transferred to Walters State Community College (TN) for his sophomore season, where he helped the Senators to a 60-8 record and a berth to the 2018 NJCAA World Series.
- Transferred to South Carolina for his junior season (2019)...started in all 56 of his games with the Gamecocks, hitting .271 with a team-high 15 doubles, 12 home runs and 49 RBI.
- Selected by the Reds in the 13th round of the 2019 draft...signed by Reds scout Charles Aliano.
- Spent his first two years as a professional in the Reds system before being flipped to Houston in exchange for LHP Cionel Perez on Jan. 23, 2021.
- Like a true native of Georgia, Luke plays the guitar and sings country music...he got his love for music from his father, Larry, who was a professional singer in the 1980s-90s, playing shows in Georgia, Alabama and Tennessee...Luke picked up the guitar while a freshman in college at Georgia Southern...since then, he's used this talent to perform the National Anthem on numerous occasions prior to his minor league games...the Astros thought so much of those performances, Luke also sang the National Anthem prior to a Major League Spring Training game in 2023.
- Luke's first love is baseball, but when his playing career is over, he will likely pursue a career in music...he currently plays local gigs in the offseason, as a way to earn extra income, and has released three singles titled "Dance On It", "Lady's Man" and "Any Less"...also this offseason, Luke put on a Christmas Concert at his high school, with proceeds going towards the River Ridge HS baseball team.
- Received his second straight invitation to Major League Spring Training camp in 2024...is signed to a minor league contract for the 2024 season.

ASTROS FRONT OFFICE
ASTROS COACHING STAFF
SCOUTING & PLAYER DEVELOPMENT
2023 SEASON IN REVIEW
2024 OPPONENTS
HISTORY & RECORDS
SPRING TRAINING
MEDIA INFORMATION
MINUTE MAID PARK

LUCAS DEAN BERRYHILL

Year	Team	AVG	G	AB	R	H	2B	3B	HR	RBI	BB	SO	SB	CS	OBP	SLG	SF	SH	HB	E
2019	Greenville (A)	.240	8	25	5	6	1	0	1	5	5	4	0	0	.344	.400	2	0	0	1
2020	--Did not play; Cancellation of minor league season--																			
2021	Fayetteville (A)	.305	35	118	24	36	9	0	10	32	20	37	4	0	.429	.636	2	0	7	2
	Asheville (A)	.277	29	94	21	26	10	0	5	19	10	38	1	1	.373	.543	1	0	5	6
	Corpus Christi (AA)	.313	9	32	2	10	1	0	0	3	7	15	0	1	.463	.344	0	0	2	0
2022	FCL Astros Blue (R)	.000	1	3	0	0	0	0	0	0	0	0	0	0	.000	.000	0	0	0	0
	FCL Astros Orange (R)	.400	2	5	2	2	1	0	0	0	2	0	0	0	.571	.600	0	0	0	0
	Corpus Christi (AA)	.256	99	360	69	92	19	0	12	60	65	122	5	2	.380	.408	6	0	11	15
2023	Sugar Land (AAA)	.228	77	250	54	57	9	3	8	28	55	104	5	1	.371	.384	0	0	2	5
MINOR LEAGUE TOTALS		.258	257	879	175	227	49	3	36	147	162	320	15	5	.386	.444	11	0	27	29

BERRYHILL CAREER TRANSACTIONS

- Selected by Cincinnati in the 13th round of the June 2019 draft.
- Acquired by Houston from Cincinnati in exchange for LHP Cionel Perez on Jan. 23, 2021.



BRANDON BIELAK

64
RHP

DOB	HEIGHT	WEIGHT
L/R	6'2"	221

Born: 4/2/96 in Edison, NJ
Opening Day Age: 27
Contract Status: Signed through 2024
Acquired: Selected in the 11th round of the June 2017 draft.
Resides: Whitehouse Station, NJ
ML Service: 2.110

CAREER HIGHLIGHTS

- Right-handed starter/reliever has pitched parts of four seasons (2020-23) with the Astros combining to go 11-13 with one save and a 4.54 ERA (88ER/174.1IP) in 60 games (21 starts).
- Has been dominant in parts of six minor league seasons with Houston (2017-23), posting a 26-13 record with a 3.24 ERA (156ER/433.1IP) and 463 strikeouts in 100 games (69 starts).
- Had a rough rookie season (2020), but has performed well in each of the last three Major League seasons (2021-23), pitching as a starter and reliever with the Astros...has posted a 4.05 ERA (64ER/142.1IP) in 48 games (15 starts) in that span...has been better as a starter, going 5-7 with a 3.77 ERA (32ER/76.1) in his starts.
- Finished his 2023 Major League season with a 3.83 ERA (34ER/80IP) with 62 strikeouts...set career-highs in starts (13), innings (80), strikeouts (62) and wins (5)...had three lengthy stints in Houston, spending the majority of his Major League time in the club's rotation, making 13 starts, compared to just two relief appearances...recorded his best start of his career on July 4 vs. COL (0ER/7IP).
- Made his MLB debut in the COVID-shortened 2020 season, earning a full year of service time, after being called up prior to the Astros fourth game of the season...made his MLB debut on July 27, 2020 vs. SEA (1ER/3.1IP) as a reliever and earned the win...also picked up the win in his second career outing to become the fifth pitcher in Astros history to get the win in both of his first two career appearances, joining Framber Valdez (2018), Bill Dawley (1983), Mark Lemongello (1976) and J.R. Richard (1971).
- Was a 2018 Class A Carolina League Midseason **ALL-STAR** while pitching for Buies Creek.

2023 SEASON:

- Finished his fourth MLB season with a 3.83 ERA (34ER/80IP) with 62 strikeouts...set career-highs in starts (13), innings (80), strikeouts (62) and wins (5).
- With Triple A, he went 1-4 with a 5.24 ERA (32ER/55IP) in 13 appearances, including 11 starts.
- Had three lengthy stints in Houston from May 1-June 18, July 3-31 and a one-day stint on Aug. 24...spent the majority of his Major League time in the club's rotation, making 13 starts, compared to just two relief appearances.

BROADCAST NOTES

- Last name is pronounced as "bee-lack".
- Brandon has one older brother, Chris, who Brandon modeled his pitching mechanics after as a child... Chris, who's four years older than Brandon, played college baseball (2011-13) at Maris College (NY).
- Brandon graduated from St. Joseph HS in Metuchen, N.J. in 2014...led his team to a county championship as a senior, striking out 87 batters with an 0.82 ERA and an 8-1 record...also hit .420 as a senior to earn Middlesex County Player of the Year honors.
- Went undrafted out of high school due to a strong commitment to the University of Notre Dame, which offered him a full scholarship...went on to pitch three years at Notre Dame, earning ACC All-Freshman honors in 2015 after leading the Fighting Irish in starts (14) and innings (88.2)...followed that up with a strong sophomore year, in which he posted a 2.10 ERA in 55.2 innings pitched...would pitch three full seasons (2015-17) with the Fighting Irish, spending two of those years as a teammate of IF Cavan Biggio (2015-16), the son of Hall of Famer and Astros Special Assistant Craig Biggio...was also teammates with RHP Peter Solomon, who the Astros also picked in the 2017 draft...in Bielak's three seasons with the Irish, he pitched in 47 games, going 11-11 with a 3.85 ERA.
- In the summer between his sophomore and junior years, pitched for the Orleans Firebirds in the Cape Cod League in 2016, posting a 1.54 ERA and 29 strikeouts in 23.1 innings pitched.
- After his junior year, was selected by the Astros in the 11th round of the 2017 MLB Draft...signed by Astros scout Nick Venuto.
- Is signed to a one-year deal for the 2024 season...used his third and final option year in 2023.

- Made his season debut on May 1 vs. SF, allowing two runs on two hits and three walks with six strikeouts in 4.0 innings after RHP Luis Garcia exited his start in the 1st inning due to right elbow discomfort...assumed Garcia's spot in the rotation after this outing and would make eight consecutive starts before an option.
- Earned his first win of the season on May 19 vs. OAK, allowed one run on five hits and three walks with a career-high nine strikeouts in 5.0 innings.

ASTROS FRONT OFFICE
ASTROS COACHING STAFF
SCOUTING & PLAYER DEVELOPMENT
2023 SEASON IN REVIEW
2024 OPPONENTS
HISTORY & RECORDS
SPRING TRAINING
MEDIA INFORMATION
MINUTE MAID PARK

- Tossed his first quality start of the season on June 5 at TOR...allowed three runs on 10 hits with one walk and two strikeouts in 6.2 innings.
- Recorded his best start of his career on July 4 vs. COL...tossed 7.0 scoreless innings, allowed two hits and four walks with four strikeouts.
- Recorded the Astros longest relief outing of the season on Aug. 24 vs. BOS...allowed three runs on seven hits with three walks and three strikeouts in 5.1 innings.

2022 SEASON:

- Third-year reliever pitched in five games for Astros, posting a 3.65 ERA (5ER/12.1IP)...struck out 12 in 12.1 innings...had four different stints in the Majors.
- Spent the majority of his season at Triple A, where he posted a 3.15 ERA in 23 games and 14 starts...his 3.15 ERA ranked third in the Pacific Coast League (min. 80 IP)...with the Space Cowboys, was dominant as a starter, posting a 1.91 ERA, despite a 2-3 record, and struck out 59 batters in 56.2IP.
- With the Astros, four of his five outings were 2.0 innings or more...went 3.0 innings or more three times, showcasing starter ability...also earned a hold on July 21 vs. NYY (3.1IP).

2021 SEASON:

- Made 28 appearances for the Astros (two starts).
- Made the Astros **OPENING DAY** roster, the first of his career, and totaled four Major League stints on the season (Opening Day-May 29, June 9-July 31, Aug. 30-Sept. 17, Sept. 20-Oct. 2).
- His first 26 Major League appearances all came as a reliever...used as a starter in his last two games, both coming in September...pitched mostly as the club's long reliever, as he made 13 multi-inning relief appearances.
- Went six straight scoreless appearances from July 23-Sept. 17, tossing 12.2 innings in that span.
- Posted reverse splits on the season, as he held lefties to a .618 OPS and two extra-base hits in 95 PAs...allowed an .794 OPS vs. righties.
- Did not make an appearance on an Astros **POSTSEASON** roster, but did travel with the team the entire run as a member of the Taxi Squad.
- During his time at Triple A, went 2-0 with a 2.08 ERA (4ER/17.1IP) in six games (three starts).

2020 SEASON:

- Made his MLB debut, pitching out of the bullpen and starting rotation...was selected to the MLB roster on July 27, the fourth day of the season.
- Made his MLB debut on July 27 vs. SEA and earned the win after tossing 3.1 innings of one-run relief...struck out four with no walks and four hits allowed.
- Became the 17th pitcher in Astros history to record the win in his MLB debut, and the first since Corbin Martin did so on May 12, 2019 vs. TEX.
- Earned the win in his second-career outing, a relief appearance on July 31 at LAA (0ER/2IP)
- Became the fifth pitcher in Astros history to get the win in each of his first two MLB appearances, joining Framber Valdez (2018), Bill Dawley (1983), Mark Lemongello (1976) and J.R. Richard (1971).
- Made his first start on Aug. 6 at ARI (0ER/5IP) in Houston's 5-4 loss.
- Improved to 3-0 after holding the Rockies to one run on one hit over 6.0 innings on Aug. 17 vs. COL.
- Became the first Astros pitcher to begin his career with a three-game winning streak since Josh James went 7-0 to start his career from 2018-19.
- Over his first five career outings, went 3-0 with a 1.69 ERA (4ER/21.1IP), 11 walks, 15 strikeouts and 13 hits allowed (.178 opponent batting average).
- Spent the entire 2020 **POSTSEASON** traveling with the Astros on the taxi squad.

MINOR LEAGUE CAREER:

- Made it to Triple A in **2019**...combined to strike out 119 batters in 121.2 innings pitched between Triple A (15g) and Double A (8g).
- Was a Class A Advanced Carolina League Midseason All-Star in **2018** while with Buies Creek.
- Gave up just three earned runs in 33.2 innings pitched (0.80 ERA) in his first professional season in **2017**.

PERSONAL:

- Brandon and his wife, Alexa, make their offseason home in Sayreville, NJ...the couple was married following the 2022 season.

BRANDON MICHAEL BIELAK

Year	Team	W	L	ERA	G	GS	CG	SHO	SV	IP	H	R	ER	HR	HB	BB	SO	WP	BK	AVG
2017	GCL Astros (R)	1	0	0.00	2	0	0	0	0	4.1	3	0	0	0	0	1	5	0	0	.188
	Tri-City (A)	1	1	0.92	8	4	0	0	1	29.1	18	4	3	0	0	4	37	3	0	.171
2018	Buies Creek (A)	5	3	2.10	14	7	0	0	2	55.2	44	15	13	2	3	17	74	7	0	.217
	Corpus Christi (AA)	2	5	2.35	11	10	0	0	0	61.1	52	18	16	4	1	22	57	5	1	.235
2019	Corpus Christi (AA)	3	0	3.75	8	6	0	0	0	36.0	29	15	15	3	1	14	33	3	0	.220
	Round Rock (AAA)	8	4	4.41	15	14	0	0	0	85.2	69	42	42	10	1	36	86	5	1	.220
2020	HOUSTON	3	3	6.75	12	6	0	0	0	32.0	39	26	24	9	2	17	26	0	0	.305
2021	HOUSTON	3	4	4.50	28	2	0	0	1	50.0	48	29	25	5	3	21	46	4	0	.254
	Sugar Land (AAA)	2	0	2.08	6	3	0	0	0	17.1	16	7	4	0	1	4	22	1	0	.235
2022	Sugar Land (AAA)	3	6	3.15	23	14	0	0	0	88.2	82	39	31	5	3	43	86	2	3	.243
	HOUSTON	0	0	3.65	5	0	0	0	0	12.1	11	5	5	2	3	4	12	1	0	.234
2023	Sugar Land (AAA)	1	4	5.24	13	11	0	0	0	55.0	59	35	32	6	3	19	63	5	1	.268
	HOUSTON	5	6	3.83	15	13	0	0	0	80.0	86	43	34	12	5	36	62	3	0	.277
MINOR LEAGUE TOTALS		26	23	3.24	100	69	0	0	3	433.1	372	175	156	30	13	160	463	31	6	.230
MAJOR LEAGUE TOTALS		11	13	4.54	60	21	0	0	1	174.1	184	103	88	28	13	78	146	8	0	.273

BIELAK CAREER TRANSACTIONS

- Selected by Houston in the 11th round of the June 2017 draft.

BIELAK CAREER HIGHS

Longest Winning Streak:	3 -- July 27-Aug. 17, 2020
Longest Losing Streak:	3 -- Aug. 22-Sept. 26, 2020
Strikeouts:	9 -- May 19, 2023 vs. Oakland
Walks:	4 (4x) -- last, July 24, 2023 vs. Texas
Innings (starter):	7.0 -- July 4, 2023 vs. Colorado
Innings (relief):	5.1 -- Aug. 24, 2023 vs. Boston
Low-Hit Game (CG):	none



RONEL BLANCO

56
RHP

HT	WEIGHT	WEIGHT
6'3"	265	

Born: 8/31/93 in Santiago, DR
Opening Day Age: 30
Contract Status: Signed through 2024
Acquired: Signed as a non-drafted free agent on April 27, 2016.
Resides: Santiago, DR
ML Service: 0.101

CAREER HIGHLIGHTS

- Physically imposing starter/reliever has been in the Astros organization since 2016, eventually making his Major League debut in 2022.
- Has pitched for the Astros over parts of the last two seasons, combining to go 2-1 with a 4.78 ERA (31ER/58.1IP) in 24 games, including seven starts... has struck out 59 in his 58.1 innings.
- Has posted a career 41-23 record with 38 saves, a 3.54 ERA (160ER/407.1IP) and 462 strikeouts in 202 games (34 starts) in his minor league career.
- Saw his most extensive MLB action in 2023, going 2-1 with a 4.50 ERA (26ER/52IP) in 17 games, including seven starts, across five stints with the Astros...also pitched great at Triple A, finishing as the Pacific Coast League Pitcher of the Month for September...finished his season on the Astros ALCS roster, but did not pitch in the series.
- For five consecutive offseasons, from 2018-22, pitched for the Estrellas in the Dominican Winter League, making a total of 39 relief appearances... was dominant the last two offseasons (2021-22), combining to make 36 relief appearances (38.2IP) without allowing an earned run.
- Named a 2021 Triple A Pacific Coast League Postseason **ALL-STAR** after pitching the entire year as Sugar Land's closer, recording 22 saves.

2023 SEASON:

- Finished the season going 2-1 with a 4.50 ERA (26ER/52IP) in 17 games, including seven starts, with the Astros...also recorded 52 strikeouts and a .251 opponent batting average.
- Made the **OPENING DAY** roster as a reliever (for the second straight season) and made nine apps. before an option to Triple A on May 6...at Triple A, he worked to get extended, before being recalled on June 1...Blanco's transition to a starter can be credited to Astros GM Dana Brown, who identified him in Spring Training as a potential starter.
- Bounced between Triple A and the Majors on five occasions in 2023...was with the Major League club from Opening Day thru May 6, June 1-July 2, July 6-8, Aug. 2 and Aug. 25-27.
- Made his first career Major League start on June 1 vs. LAA (2ER/5.1IP)...recorded his first career quality start on June 7 at TOR...allowed two runs on three hits and five strikeouts in 6.0 innings.

BROADCAST NOTES

- Grew up in Santiago, DR, which is the second-largest city in the Dominican Republic...played amateur baseball as a light-hitting corner infielder and outfielder with a strong arm...did not hit enough to get a look by scouts so switched to pitching at the age of 18...worked on his pitching in the morning, and in the afternoon he worked at a car wash, to help support himself and his mother, Maria.
- Continued pitching in showcases and on the tryout circuit in the Dominican, where he was eventually seen at a workout by Astros scout Francis Mojica... Mojica attended the workout to get a look at the highly-touted prospect and eventual 2022 AL Rookie of the Year Julio Rodríguez, who shared the same trainer as Blanco...after seeing him throw, Mojica invited Blanco to the Astros academy and subsequently signed him at the age of 22 on April 27, 2016...Mojica, Oz Ocampo and Roman Ocumarez are all credited with his signing...Blanco joined a growing list of Astros pitchers who were signed at advanced ages out of Latin American countries...the Astros have also signed Framber Valdez (21 years old), Luis García (20) and Cristian Javier (18) at ages that most teams would deem too old to sign.
- After signing, worked his way up the Astros system, eventually receiving non-roster invites to Spring Training in 2021 and 2022...after a strong Spring Training, made the Astros 2022 Opening Day roster.
- Was primarily a relief pitcher prior to the 2023 season, which all changed with the Astros hiring of GM Dana Brown...after observing another strong Spring Training performance in 2023, Brown identified Blanco as potential starter...he broke camp with the MLB team as a reliever, but was quickly optioned to Triple A to get extended...returned to make seven starts with the Astros in 2023.
- Has picked up 101 days of MLB service over the last two years, using two of his three options...is signed to a one-year contract for the 2024 season.

- Had his best start of the season on July 6 vs. SEA (3ER/6IP).
- In the **POSTSEASON**, appeared on the Astros ALCS roster but did not make an appearance.
- At Triple A, went 7-4 with a 3.68 ERA, 81 K's and a .188 opponent average in 15 games (13 starts).

- Was named the Pacific Coast League Pitcher of the Month for September...across four starts in the month, he went 3-0 with a 0.82 ERA, giving up two runs over 22.0 IP...struck out 27 batters and held opponents to a .111 average against, surrendering only eight hits and recording a 0.95 WHIP.
- His 0.82 ERA led the PCL in September, the only ERA among qualified pitchers under 2.00, and he also led the league in strikeouts, batting average against and WHIP, was tied for the league lead in wins and finished fifth in innings pitched...also won the PCL Pitcher of the Week Award for Sept. 18-24.

2022 SEASON:

- Began his season as an NRI at MLB Spring Training and impressed, making five scoreless appearances, while allowing just one hit with seven strikeouts.
- After Spring Training, made the Astros **OPENING DAY** roster...pitched in seven relief appearances with Houston, tossing 6.1 innings, while striking out seven...made his Major League debut on April 8 at LAA (1ER/1.2IP), closing out the Astros 13-6 win.
- Spent a month in Houston before being optioned to Triple A on May 1...finished his season at Sugar Land, where he made 44 apps., posting a 3.63 ERA (18ER/44.2IP) with 58 strikeouts in 44.2 innings.
- Like his 2021 offseason, returned to the Estrellas for Winter Ball in 2022, and did not allow an earned run in his Winter Ball season...went 4-0 with six saves and a 0.00 ERA (0ER/20.2IP) for the Estrellas.

MINOR LEAGUE CAREER:

- Was an NRI at Spring Training for the first time in his career in **2021**, making two scoreless appearances for the Astros (2.1IP)...reassigned to minor league camp on March 17...spent his entire regular season at Triple A, appearing in 42 games, while posting a 5-3 record, 22 saves and a 3.40 ERA (17ER/45IP)...struck out 57 in his 45.0 innings...named a Triple A PCL Postseason All-Star...following the regular season, had a stellar stint with the Estrellas in the Dominican Winter League...made 17 scoreless appearances for the Estrellas, pitching 18.0 innings...tacked on another two scoreless appearances in the Dominican League postseason.
- Trained at the Astros Alternate Training Site in **2020** during the pandemic-shortened season.
- Appeared at three levels in the Astros system in **2019**, going 5-2 with a 4.96 ERA (27ER/49IP) and 57 strikeouts in 32 games.
- Had a 5-1 record and a 1.73 ERA in 19 games at Class A Advanced Buies Creek in **2018**, before going 2-0 with a 7.08 ERA in his first stint at Double A.
- Spent the majority of **2017** at Class A Quad Cities, where he went 6-4 with a 3.30 ERA (31ER/84.2IP).
- Made his professional debut in the Dominican Summer League in **2016**, going 7-1 with a 2.13 ERA (12ER/50.2IP).

RONEL DE JESUS BLANCO

Year	Team	W	L	ERA	G	GS	CG	SHO	SV	IP	H	R	ER	HR	HB	BB	SO	WP	BK	AVG
2016	DSL Astros Blue (R)	7	1	2.40	12	7	0	0	0	45.0	32	14	12	1	1	15	52	3	0	.194
	DSL Astros Orange (R)	0	0	0.00	2	1	0	0	0	5.2	3	0	0	0	1	3	7	1	0	.167
2017	Buies Creek (A)	0	1	5.40	1	0	0	0	0	3.1	2	2	2	1	0	1	3	0	0	.182
	Quad Cities (A)	6	4	3.30	22	11	0	0	0	84.2	80	44	31	6	4	46	76	2	0	.244
2018	Buies Creek (A)	5	1	1.73	19	0	0	0	4	36.1	18	10	7	1	0	18	41	3	0	.146
	Corpus Christi (AA)	2	0	7.08	13	0	0	0	1	20.1	23	17	16	3	1	11	30	3	0	.277
2019	Corpus Christi (AA)	3	0	4.15	9	0	0	0	2	17.1	17	8	8	0	0	8	26	0	0	.254
	Round Rock (AAA)	2	1	5.74	19	0	0	0	4	26.2	29	20	17	7	3	16	27	0	0	.282
	Tri-City (A)	0	1	3.60	4	2	0	0	0	5.0	4	2	2	0	0	1	4	0	0	.235
2020	--Did not play; Cancellation of minor league season--																			
2021	Sugar Land (AAA)	5	3	3.40	42	0	0	0	22	45.0	29	19	17	7	0	16	57	2	1	.178
2022	HOUSTON	0	0	7.11	7	0	0	0	0	6.1	8	5	5	1	1	4	7	0	0	.296
	Sugar Land (AAA)	4	7	3.63	44	0	0	0	5	44.2	35	23	18	8	0	19	58	6	0	.212
2023	HOUSTON	2	1	4.50	17	7	0	0	0	52.0	49	29	26	12	2	28	52	2	0	.251
	Sugar Land (AAA)	7	4	3.68	15	13	0	0	0	73.1	49	31	30	10	1	37	81	1	1	.188
MINOR LEAGUE TOTALS		41	23	3.54	202	34	0	0	38	407.1	321	190	160	44	11	191	462	21	2	.213
MAJOR LEAGUE TOTALS		2	1	4.78	24	7	0	0	0	58.1	57	34	31	13	3	32	59	2	0	.257

BLANCO CAREER TRANSACTIONS

- Signed by Houston as a non-drafted free agent on April 27, 2016.

BLANCO CAREER HIGHS

Longest Winning Streak:2 -- June 1-30, 2023
Longest Losing Streak:1 -- July 6, 2023
Strikeouts:9 -- July 6, 2023 vs. Seattle
Walks:4 (3x) -- last, Aug. 2, 2023 vs. Cleveland
Innings (starter):6.0 (3x) -- last, July 6, 2023 vs. Seattle
Innings (relief):2.0 (4x) -- last, Aug. 26, 2023 at Detroit
Low-Hit Game (CG):none



NON-ROSTER INVITEE

AJ BLUBAUGH

69
RHP
HT 6'2" WT 196
R/R B/L

Born: 7/4/00 in Mansfield, OH
Opening Day Age: 23
Contract Status: Signed through 2024
Acquired: Selected in the seventh round of the June 2022 draft.
Resides: Mansfield, OH
ML Service: 0.000

CAREER HIGHLIGHTS

- Right-handed starter/reliever is entering just his third career professional season...in his two years (2022-23) in the Astros system, has gone 8-4 with one save and a 4.40 ERA (58ER/118.2IP) in 32 appearances (15 starts)...has recorded 136 strikeouts in his 118.2 innings pitched, while allowing a .235 opponent average.
- Pitched in the 2023 Arizona Fall League and was named to the AFL Rising Stars Game.
- Was part of a combined no-hitter while pitching for Class A Fayetteville on Sept. 7, 2022 vs. Lynchburg...was the fourth pitcher used in the six-pitcher no-hitter...pitched 5.0 hitless innings in the contest...was subsequently named the Carolina League Pitcher of the Month for September.

MINOR LEAGUE CAREER:

- Split his **2023** season between Double A Corpus Christ (4g/3gs) and Class A Asheville (22g/9gs), combining for a 6-2 record with one save and a 4.41 ERA (49ER/100IP)...excelled after his promotion to Double A, posting a 1.26 ERA (2ER/14.1IP)...pitched in the Arizona Fall League after the season and was named to the Arizona Fall League Rising Stars Game...made six strong appearances in the 2023 AFL, posting three saves with a 2.25 ERA (3ER/12IP), while striking out 17 in 12.0 innings.
- Made his professional debut in **2022**, making six appearances across two levels...finished his season at Class A Fayetteville, where he was named the Carolina League Pitcher of the Month for September...highlighted the month by being part of a six pitcher no-hitter, tossed on Sept. 7, 2022 vs. Lynchburg...was the fourth pitcher used in the no-hitter...pitched the majority of the game, tossing 5.0 hitless innings in the contest

BROADCAST NOTES

- Was a three-sport athlete at Clear Fork HS in Bellville, OH...was named First-Team All-Mid Ohio Athletic Conference (MOAC) and all-district on the baseball field in his senior season...was part of MOAC titles in all three sports his senior season...was a starting wide receiver in football, catching 30 passes for 450 yards and six touchdowns...averaged 12.9 points, 7.1 rebounds and 2.6 assists as an All-Northwest District basketball player...was also an honor roll member and a member of the National Honor Society.
- Went undrafted out of high school and went on to attend the University of Wisconsin-Milwaukee for three years (2020-22)...named the Horizon League Relief Pitcher of the Year in both 2021 and 2022...combined to go 5-4 with 14 saves and a 3.54 ERA (33ER/84IP) in 38 appearances (seven starts) in his three collegiate seasons...struck out 92 in 84.0 innings, while allowing a .218 opponent average.
- After his junior season at Milwaukee, pitched for the Orleans Firebirds in the Cape Cod League, tossing 9.1 scoreless innings, while picking up four saves.
- Selected by the Astros in the seventh round of the 2022 draft...signed by Astros scout Drew Pearson.
- Received his first career invitation to Major League Spring Training camp in 2024...is signed to a minor league contract for the 2024 season.

ALAN JOSEPH BLUBAUGH

Year	Team	W	L	ERA	G	GS	CG	SHO	SV	IP	H	R	ER	HR	HB	BB	SO	WP	BK	AVG
2022	FCL Astros Blue (R)	0	0	3.18	3	2	0	0	0	5.2	3	2	2	0	3	3	4	1	0	.167
	Fayetteville (A)	2	1	4.85	3	1	0	0	0	13.0	11	7	7	0	1	3	20	0	0	.224
2023	Asheville (A)	6	3	4.94	22	9	1	0	1	85.2	85	50	47	10	2	37	93	8	2	.258
	Corpus Christi (AA)	0	0	1.26	4	3	0	0	0	14.1	4	2	2	1	0	8	19	0	1	.093
MINOR LEAGUE TOTALS		8	4	4.40	32	15	1	0	1	118.2	103	61	58	11	6	51	136	9	3	.235

BLUBAUGH CAREER TRANSACTIONS

- Selected by Houston in the seventh round of the June 2022 draft.



ALEX BREGMAN

2
IF

AVG	RECORD	WEIGHT
R/R	6'0"	190

Born: 3/30/94 in Albuquerque, NM

Opening Day Age: 30

Contract Status: Signed through 2024

Acquired: Selected in the first round (second overall) of the June 2015 draft.

Resides: Houston, TX

ML Service: 7.070

CAREER HIGHLIGHTS

- The two-time **ALL-STAR** (2018-19), 2018 All-Star Game MVP and 2019 Silver Slugger Award winner has hit .274 (981x3576) with 235 doubles, 16 triples, 165 homers, 588 RBI, 39 steals and an .861 OPS (.373 OBP/.487 SLG) in 966 games over parts of eight Major League seasons, all with the Astros...enters the 2024 season ranking third in club history in OPS, fourth in OBP, fifth in SLG, eighth in doubles, eighth in homers, 10th in RBI, 10th in runs (615), and 10th in walks (532).
- Has proven himself as a winner...in his seven full seasons with the Astros (2017-23), has led the club to the ALCS in every season, making four World Series appearances and winning two Championships.
- Has a flair for the dramatic, as evidenced by his 19 career postseason homers, 16 of which were hit off former All-Stars or pitchers to eventually be selected to an All-Star Team...his 19 career postseason homers and 54 career postseason RBI are the most in Major League history by a third baseman...additionally, his six World Series homers and 19 RBI are also the most by a third baseman all-time in MLB history.
- Is known for his plate discipline, compiling 532 career walks compared to 560 strikeouts...walked 92 times and struck out 87 times in 2023, ranking him first in walk to strikeout ratio (1.06) in the Majors...has finished in the top three in that category in the AL on four occasions (2018-19, 2022-23).
- After a pair of injury plagued seasons (202-21), returned to health in each of the last two seasons, playing in 316 of the Astros 324 regular season games over that span...led the club in games played (161) and in plate appearances (724) in 2023.
- Had his best season in 2019, when he finished second in the AL MVP race after becoming the fifth player in MLB history to reach the following totals in a single season: 41 HR, 119 walks, and 37 doubles with 83 strikeouts-or-fewer...joined Barry Bonds (1993), Ted Williams (1949), Lou Gehrig (1936) and Babe Ruth (1924, 1921) as the only players ever to reach those totals in a single season.
- Became the first player in Astros history to receive the All-Star Game Ted Williams MVP Award when he hit a go-ahead homer in the 10th inning of the 2018 All-Star Game to lead the AL to a an 8-6 win...also participated in the 2018 Home Run Derby, the first of his Major League career.

BROADCAST NOTES

- Graduated from Albuquerque Academy HS in New Mexico in 2012...as a junior in 2011, was named first-team All-State and set a New Mexico record with 19 homers, while also hitting .678 on the season...was projected to be a first round pick heading into his senior year, but broke a bone in his right hand in his fifth game of his senior year, ending his season...after that season, was taken by Boston in the 29th round of the 2012 MLB Draft but opted to attend LSU.
- In three seasons at LSU, hit .337 with 56 doubles, 10 triples, 21 homers, 148 RBI, 153 runs and 66 steals...during his junior year in 2015, was a First-Team All-American, Gold Glove Award winner and a Golden Spikes Award finalist...while at LSU, played in the 2015 College Classic at Minute Maid Park and was named to the All-Tournament Team.
- Was selected by the Astros with the second overall pick in the 2015 MLB Draft...that draft pick was awarded to the Astros as compensation for not signing the first overall pick in the 2014 draft (LHP Brady Aiken)...signed by Astros scout Justin Cryer.
- Has become a staple in all facets in Houston in his six-plus seasons in the Majors...entered the local food and beverage market in 2021, launching his own brand of salsa, BBQ sauce and dry rub...this offseason, Bregman rebranded his company, which is now called Wild Sol...the Southwest food brand was inspired by Bregman's Albuquerque roots.
- IN THE COMMUNITY:** Bregman's work ethic extends to his charity work, doing all his service through the Bregman Cares Charity...over the last few years, Alex and his wife Reagan, have helped to raise close to \$2 million dollars to assist those in need in the Greater Houston area and beyond...he's made water donations during winter storms, food donations during the COVID epidemic, and has donated iPads to elementary schools with Autism classrooms, and much more...Bregman's outreach efforts also include supporting youth baseball and softball and homeless relief efforts...for this work, he's been named the Astros Roberto Clemente Award nominee three times (2019-21).
- Enters the 2024 season playing in the final year of a five-year extension signed with Houston on March 22, 2019...the terms of the extension began in 2020.

ASTROS
FRONT OFFICEASTROS
COACHING STAFFALEX
BREGMANSCOUTING & PLAYER
DEVELOPMENT2023 SEASON
IN REVIEW2024
OPPONENTSHISTORY &
RECORDSSPRING
TRAININGMEDIA
INFORMATIONMINUTE MAID
PARK

- Was named the 2016 *USA TODAY* Minor League Player of the Year, becoming the first player in Astros history to receive the award (created in 1988)...was also named the 2016 Astros Minor League Player of the Year, 2016 ESPN.com Prospect of the Year, 2016 MLB Pipeline Hitter of the Year and a 2016 *Baseball America* Minor League All-Star...was a 2016 Texas League Midseason All-Star and started at third in the 2016 SiriusXM All-Star Futures Game, falling a home run shy of the cycle in a 3x5 performance.
- Entered the 2016 season ranked as the Astros top prospect, the No. 9 shortstop prospect in baseball and the No. 21 prospect in the game, per MLB.com...was also named the Astros No. 3 prospect and the organization's best defensive infielder by *Baseball America* prior to 2016...was tabbed by ESPN.com as the No. 1 overall prospect in the game in their 2016 midseason top-50 prospects report.

2023 SEASON:

- The veteran 3B was a constant in the Astros lineup, starting in 161 of the club's games...the 29-year-old batted .262 (163x622) with 25 home runs, 98 RBI, 103 runs scored, 28 doubles, 92 walks and an .804 OPS (363 OBP/441 SLG).
- His 25 home runs, 98 RBI and 103 runs were the most since recording career-highs in each category in 2019 (122 R, 41 HR, 112 RBI).
- Ranked tied for second in the Majors with three grand slams on the year...now has seven career grand slams, tying him for first place in Astros history with Jose Altuve and Carlos Lee.
- Among AL players, ranked tied for third in games (161), third in runs (103), tied for third in walks (92) and tied for sixth in RBI (98).
- Made his seventh career **OPENING DAY** roster...has started at 3B in all seven of his career Opening Day games.
- Reached 500 career RBI on April 23 at ATL, becoming the 13th player in club history to reach the mark.
- Reached 415 career hits at Minute Maid Park with a two-hit effort on May 15 vs. CHC...broke a tie with IF Yuli Gurriel and OF Hunter Pence for the sixth-most hits in Minute Maid Park history.
- Was third in the AL with 24 RBI in June...in August, hit .318 (35x110) with nine doubles, four homers, 21 RBI, 18 walks and a .959 OPS in 28 games.
- Went 1x1 with a grand slam and four walks on June 3 vs. LAA...became the fourth player in Major League history to record four walks and a grand slam in the same game...he joined DET OF J.D. Martinez (May 16, 2017 vs. BAL), Cleveland's Bobby Bonds (Sept. 9, 1979 vs. TOR) and Boston's Ted Williams (May 18, 1946 at STL) on that exclusive list.
- Hit the 150th homer of his career on June 20 vs. NYM off then-opponent RHP Justin Verlander...became ninth player in Astros history to reach the plateau...was also his first career homer on a 3-0 count.
- Homered in three consecutive games from July 20-22...was the fifth time in his career he homered in three straight games.
- Had a huge game on Aug. 26 at DET, going 3x4 with two walks, two doubles, one homer, three runs scored and four RBI...only five other times in MLB history has a player recorded three hits, two walks, two doubles, one homer, three runs and four RBI in a single game...was the first Astro to accomplish the feat and was the first player in the Majors to do so since Bryce Harper on Sept. 16, 2021 vs. CHC.
- Hit the 164th homer of his career on Sept. 19 vs. BAL, surpassing OF César Cedeño for No. 8 on the Astros' all-time homer list...next on the list is IF Glenn Davis (166 HR).
- In the **POSTSEASON**, batted .220 (9x41) with a double, a triple, four home runs, seven RBI and a .932 OPS...has helped lead the Astros to at least the ALCS in all seven of his full Major League seasons (2017-23).
- Among MLB players all-time in the postseason, ranks sixth in runs (63), tied for sixth in homers (19), eighth in walks (53) and tied for eighth in RBI (54).
- Of his 19 career postseason homers, 16 have come against players selected to an All-Star Game in their career, including homers off RHP Nathan Eovaldi, RHP Sonny Gray and RHP Max Scherzer this postseason.

2022 SEASON:

- Finished the season batting .259 (142x548) with 23 home runs, 93 RBI, 38 doubles, 87 walks and an .820 OPS (.366 OBP / .454 SLG).
- In the AL, ranked second in walks (87), fifth in runs (93), tied for eighth in RBI (93) and tied for 10th in doubles (39)...his 1.13 BB/K ratio ranked third in AL (87 walks, 77 strikeouts).
- He and his wife Reagan had their first child, a son named Knox, on Aug. 1...returned to the lineup on Aug. 2 and after that date hit .290 (56x193) with 13 doubles, 10 HR, 38 RBI, a .394 OBP, a .513 SLG and a .907 OPS in 56 games.
- Made his fifth-career **OPENING DAY** roster.
- Named the AL Player of the Week for April 7-10...was his second career weekly award (July 2018).
- Recorded two 19-game on-base streaks (May 22-June 13, Aug. 28-Sept. 19).
- Was named the AL Player of the Month for August...for the month, he led the AL in OPS (1.133), SLG (.681) and runs (27), and was tied for third in RBI (22).
- Had a great **POSTSEASON**, combining to hit .294 (15x51) with five doubles, three homers, 11 RBI and a .948 OPS...was great in all three rounds, posting a .975 OPS in the ALDS, a .975 OPS in the ALCS and a .908 OPS in the World Series...homered once in each series, driving in three-plus RBI in each round.

- Became the MLB's all-time leader in postseason home runs (15) and RBI (47) by a third baseman, passing Chipper Jones (39) and Justin Turner (42) on the all-time RBI list this postseason.
- Has 19 career WS RBI, the most by a third baseman in MLB history...surpassed Home Run Baker (18 RBI from 1910-21) in the 2022 World Series...also has six career World Series home runs, which is also the most by a third baseman in MLB history.

2021 SEASON:

- Played in 91 games, batting .270 (94x348) with a .777 OPS (.422 SLG/.355 OBP).
- Made his fifth career **OPENING DAY** roster and start at third base...went 2x4 with a double, homer and two RBI on Opening Day (April 1 at OAK).
- Started the season with four straight multi-hit games...tied the club record for most consecutive multi-hit games to begin a season, reached by Willy Taveras (2005), Richard Hidalgo (2004), Craig Biggio (1997) and Enos Cabell (1976).
- Recorded a 20-game on-base streak (May 10-June 2), which was a team-high.
- Went on the IL on June 17 with a strained left quad, which sidelined him into late August...returned on Aug. 25 after missing 58 team games.
- In the **POSTSEASON**, hit .217 (13x60) with nine runs, two doubles, one home run and seven RBI...upped his career postseason RBI total to 36.
- Played in 16 postseason games this year, upping his career total to 73, which ties for the third most in franchise history with Yuli Gurriel behind only Jose Altuve and Carlos Correa.
- After making 16 starts together this postseason, Bregman, 2B Jose Altuve, SS Carlos Correa and 1B Yuli Gurriel reached a Major League record for the most postseason games together than any four teammates in MLB history (73 games)...in Game 2 of the World Series, the Astros group surpassed the quintet of Derek Jeter, Bernie Williams, Tino Martinez and Paul O'Neill, which started 68 postseason games for the Yankees (1996-2001).
- Had surgery on his right wrist on Nov. 8, 2021.

2020 SEASON:

- Posted an .801 OPS (.350 OBP/.451) during 42 regular season games in the 60-game season.
- OPENING DAY:** Made his fourth-career, and fourth-consecutive, Opening Day start at third base.
- Tied the longest season-opening on-base streak in club history (25 games), a mark previously reached by Jordan Schafer (2012) and Denis Menke (1969).
- Dealt with one stint on the Injured List due to right hamstring discomfort (Aug. 20-Sept. 8)...was heating up prior to his IL stint, as he was on a nine-game hitting streak (.393 batting average, 1.157 OPS) prior to his IL placement.
- Recorded the 100th home run of his career on July 27 vs. SEA in what was his 521st career game.
- Per Elias, reached 100 HR faster than all but three players in Astros history: Lance Berkman (452g), George Springer (483g) and Glenn Davis (514g).
- Hit .220 (11x50) with one homer and two RBI in 13 **POSTSEASON** games...drove in the Astros first run of the ALDS for the third time in a four-season span, as he put Houston on the board in Game 1 with a solo homer off Chris Bassitt.

2019 SEASON:

- Finished second in the AL MVP race in what was his second consecutive All-Star season...named the Astros Team MVP by the Houston Chapter of the BBWAA, a Second-Team All-MLB selection, and won his first career Silver Slugger Award.
- Joined Barry Bonds (1993), Ted Williams (1949), Lou Gehrig (1936) and Babe Ruth (1924, 1921) as the only players in MLB history to reach the following totals in a single season: 41 homers, 119 walks, and 37 doubles with 83 strikeouts-or-fewer.
- Became the sixth third baseman in MLB's modern era (since 1900) to post a 1.000 OPS season at 25 years or younger, joining Adrian Beltre (2004), Troy Glaus (2000), Jim Thome (1996), Dick Allen (1966) and Eddie Matthews (1953-55).
- Led the AL in WAR (8.4, Baseball-Reference), the second-highest total by a position player in Astros history (Craig Biggio, 9.4 WAR in 1997).
- Recorded the seventh 40-homer season in Astros history, joining Jeff Bagwell (47 in 2000; 43 in 1997; 42 in 1999), Lance Berkman (45 in 2006; 42 in 2002) and Richard Hidalgo (44 in 2000).
- Led the AL in BB (119) and ranked second in OBP (.423), third in OPS (1.015), third in SLG (.592), tied for third in HR (41), fourth in R (122) and fifth in RBI (112).
- Posted the lowest swing rate on pitches outside the strike zone in the Majors (18.8%)...posted the second-lowest overall swing rate in the Majors, regardless of pitch location (35.1%).
- Played 99 games at third base (91 starts) and made a career-high 65 appearances at shortstop with a career-high 59 starts at the position...ranked third among AL third basemen in defensive runs saved (7)...ranked third among AL shortstops in fielding percentage (.986, min. 50 games).
- Made his third-career **OPENING DAY** roster.
- Celebrated his 25th birthday on March 30 at TB with a solo HR in the 1st inning.
- Tied the franchise record for most consecutive games with a walk (11 games, April 20-30), tying Joe Morgan (1970) and Jimmy Wynn (1969)...drew 13 walks during his streak.
- Led the AL with 12 homers in May, setting a club record for homers in a single month of May.

ASTROS
FRONT OFFICEASTROS
COACHING STAFF

BREGMAN, ALEX

SCOUTING & PLAYER
DEVELOPMENT2023 SEASON
IN REVIEW2024
OPPONENTSHISTORY &
RECORDSSPRING
TRAININGMEDIA
INFORMATIONMINUTE MAID
PARK

- Posted three multi-HR games in May and also had a stretch where he homered in three straight games.
- Tallied four RBI in consecutive games from May 4-5, tying the club record for most consecutive games with at least four RBI.
- Was voted a starter for the **ALL-STAR GAME** for the first time in his career...went 1x2 with a run scored in the 2019 All-Star Game at Progressive Field in a start at third base...scored the first run of the game.
- Ranked second in the Majors in OPS following the All-Star Break (1.134), a new club record for OPS following the All-Star Break...led the Majors in OBP after the All-Star Break (.463).
- Was named the AL Player of the Month for August, his second-career Player of the Month award...led AL hitters in batting average (.404), RBI (31) and OBP (.487), while ranking tied for first in doubles (14) and third in OPS (1.235)...set a club record for doubles in August (14)...in Sept., led the AL in OPS (1.239), OBP (.486), SLG (.753).
- Hit .234 (15x64) with four HR, 12 RBI and an .832 OPS (.364 OBP/.469 SLG) in 18 **POSTSEASON** games.
- **WORLD SERIES VS. WSH:** Homered three times in the World Series, giving him five World Series homers in his career...posted eight RBI in the Fall Classic, tying Troy Glaus (2002) for the most RBI in a single WS by a third baseman in MLB history.
- Had an epic Game 4 at WSH, going 3x5 with a grand slam and five total RBI...was the 20th grand slam in WS history, and the second in Astros postseason history (Berkman, Game 4 2005 NLDS).
- Set a single-game World Series record for RBI by a third baseman, and marked the 25th five-RBI game in World Series history (first by an AL player since Hideki Matsui had 6 RBI in Game 6 of the 2009 WS).
- Became the 11th player in MLB history to record at least three hits, a homer and five RBI in a WS game, and the first since Albert Pujols (Game 3 2011 WS).

2018 SEASON:

- Was named the Astros Most Valuable Player by the Houston Chapter of the BBWAA and was named an All-Star for the first time in his career.
- Was the MVP of the 2018 All-Star Game, received an AL Player of the Month Award (June) and an AL Player of the Week award (June 25-July 1)...was also the Astros finalist for the 2018 Hank Aaron Award.
- Became the first player in MLB history to record 30 homers and 50 doubles in a season while playing the majority of his games at third base.
- Became the fourth player in MLB history with a 50-double, 30-homer season prior to turning 25 years old, joining Albert Pujols (2003-04), Alex Rodriguez (1996) and Lou Gehrig (1927).
- Joined Lou Gehrig (1927) as the only players in MLB history to record a season with at least 50 doubles, 30 homers, 90 walks and 10 stolen bases.
- Led the Majors with 51 doubles, tying the third-most in club history for a single season with Craig Biggio (1998), behind Biggio's 1999 season (56) and Lance Berkman's 2001 season (55).
- Recorded 83 XBH, the second-most in the AL.
- Ranked third in the AL in WAR (8.3) behind Mike Trout (10.6) and Mookie Betts (9.5), per STATS Inc.
- Ranked among the top-five AL players in walks (3rd), on-base percentage (4th), runs (5th), OPS (5th) and RBI (T-5th).
- Joined Lance Berkman (2001) as the only players in Astros history with a 50-double, 30-HR season.
- Led the American League with three walkoff hits and was responsible for four of the Astros walkoff wins (three hits and reached on an E3).
- Ended the season on a 56-game road on-base streak, setting a new club record (previously 51 games set by Jeff Bagwell from 1998-99).
- Reached base safely in 145 games, tying the third-most games reaching base in a single year in club history, last reached by Lance Berkman in 2004.
- Made his second-career **OPENING DAY** roster and made his second-consecutive Opening Day start.
- Combined to hit three straight home runs with George Springer and Jose Altuve on June 20 vs. TB.
- Went 4x5 with three doubles and a two-run homer on June 26 vs. TOR...became the fourth player in Astros history to have a game with four extra-base hits...joined Larry Gardner (1922) as the only third basemen in AL history with three doubles and a home run in a single game.
- Recorded seven consecutive extra-base hits over a two-game span from June 26-27, tying the most extra-base hits over a two-game span in MLB history...became the first player in club history to record five doubles over a two-game span...at 24 years old, became the youngest player in MLB history to do so (per STATS Inc.).
- Won his first-career AL Player of the Month award in June...along with Evan Gattis, set a new franchise record for RBI in a single month of June with 30...per ESPN Stats & Info, became the third player in franchise history to post 10+ homers and 30+ RBI in a single month, joining Jeff Bagwell (May 1996, Aug. 2000) and Richard Hidalgo (Sept. 2000)...named the AL Player of the Week (June 25-July 1) on the same day he was named AL Player of the Month.
- Was named to his first-career **ALL-STAR** Team via the player vote...named the 2018 ASG MVP after hitting a go-ahead homer in the 10th inning in what ended up being an 8-6 win for the AL...became the first player in club history to be named the MVP of an All-Star Game...hit back-to-back homers with George Springer in the All-Star Game, becoming the first pair of teammates to do so since Steve Garvey and Jimmy Wynn of the Dodgers in the 1975 All-Star Game (ESPN Stats & Info).
- Became the fifth player in club history to participate in a Home Run Derby, joining Lance Berkman (2002, 2004, 2006, 2008), Jeff Bagwell (1994, 1996-97, 1999), Moises Alou (1998) and Glenn Davis (1989).

- Reached 100 career doubles on Sept. 7 at BOS in his 342nd career game in the Majors...reached 100 doubles, 50 HR and 200 RBI in the fourth-fewest amount of games by any player since 1920...the only players to do it faster: Ted Williams (341g), Chuck Klein (317g) and Hank Greenberg (315g).
- POSTSEASON:** In eight games, batted .292 (7x24) with two doubles, two HR, five RBI, 11 walks, three hit-by-pitches and a 1.178 OPS (.553 OBP/.625 SLG).
- Reached base 20 times over the first six games of the postseason, tying a MLB record for times reaching base in any six-game span in the postseason (also Lou Gehrig, 1928-32; David Ortiz, 2007).
- ALDS VS. CLE:** Hit a solo HR off Corey Kluber to put Houston up 1-0 in Game 1 of the ALDS, marking the second-straight year that he scored and drove in the club's first run of the postseason (homered in Game 1 of the 2017 ALDS vs. BOS).
- Homered off Trevor Bauer in Game 2 of the ALDS, becoming the third player in club history to HR in each of the first two games of a single postseason...also Colby Rasmus (2015) and Ken Caminiti (1999).
- ALCS VS. BOS:** Walked three times in Game 1, tying the franchise record for walks in a postseason game, last accomplished by George Springer in Game 5 of the 2017 World Series
- Recorded seven assists in Game 1, the most by a third baseman in a game in ALCS history.
- Drew three walks in Game 2, joining Jimmy Sheppard (1910) as the only players in MLB history to record at least three walks in consecutive postseason games.

2017 SEASON:

- Led the Astros with 155 games played...became the third player in AL history to reach 39 doubles, five triples, 19 homers, 17 steals and 55 walks in a season at age 23 or younger.
- Led AL third basemen in fielding percentage (.970), making 10 errors in 337 total chances.
- Made his first-career **OPENING DAY** roster and start...at 23 years, four days old, became the youngest third baseman in club history to start on Opening Day (April 3 vs. SEA).
- Tied a club record by recording an extra-base hit in 10 consecutive games from July 30-Aug. 9 (also Richard Hidalgo in 2000).
- Homered in each of his first two career games at Fenway Park from Sept. 28-29 at BOS.
- Hit .208 (15x72) with three doubles, four homers and 10 RBI in 18 starts at third base in the **POSTSEASON**.
- Homered off LHP Chris Sale in Game 1 of the ALDS in what was his first career postseason plate appearance...became the fourth Astros player to homer in his first career postseason plate appearance, joining Raúl Chávez (Game 2 of the 2007 NLDS), Jason Lane (Game 1 of the 2004 NLDS) and Glenn Davis (Game 1 of the 1986 NLCS)...per ESPN Stats & Info, became the second-youngest player in Astros history to hit a postseason homer (Carlos Correa, 21, 2015).
- Became the youngest third baseman in club history to start a postseason game.
- Hit a game-tying, solo homer off Chris Sale in the 8th inning of Game 4.
- Became the fourth-youngest AL player to homer in a series clinching game in postseason history...the only players to do it at a younger age: Mickey Mantle (1952 World Series), Charlie Keller (1939 World Series) and Joe DiMaggio (1937 World Series).
- WORLD SERIES VS. LAD:** Became the second player in MLB history to record an RBI in each of his first five career games in the World Series, joining Amos Otis (1980).
- Became the eighth player to hit multiple HR in a single World Series at age 23 or younger, joining Hank Aaron (1957), Charlie Keller (1939), Goose Goslin (1924), Lenny Dykstra (1986), Reggie Smith (1967), Mickey Mantle (1952-53), Jimmie Foxx (1929).
- Homered off LHP Clayton Kershaw in Game 1 of the World Series, becoming the youngest player to homer for an AL team in the World Series since Manny Ramirez in 1995.
- Hit a walkoff RBI-single off Kenley Jansen in Game 5 of the World Series...was the 57th walkoff win in WS history, the first for the Astros, and the first since Eric Hosmer's sac-fly in Game 1 of the 2015 World Series.

2016 SEASON:

- Made his MLB debut with the Astros in July.
- Named the Astros Minor League Player of the Year, ESPN.com Prospect of the Year, *USA TODAY* Minor League Player of the Year, MLB Pipeline Hitter of the Year and a *Baseball America* Minor League All-Star.
- Began his career in the Majors just 1x32 (.031) over his first eight games...after that stretch, batted .308 (52x169) with eight homers, 32 RBI, and a .917 OPS (.355 OBP/.562 SLG) over his last 41 games of 2016.
- Made 48 starts with Houston: 40 at third base, four at shortstop, three at designated hitter and one at 2B.
- Among AL rookies with at least 200 at-bats, ranked fifth in OPS (.791), fourth in slugging (.478), ninth in RBI (34) and tied for 11th in homers (8).
- Was selected to the Major League roster on July 25 and made his Major League debut that night vs. the Yankees at Minute Maid Park.
- Recorded his first Major League hit on July 31 at DET.
- On Aug. 5 vs. TEX, went 3x5, becoming the youngest third baseman in club history (22 years, 129 days old) to record a three-hit game.

ASTROS
FRONT OFFICEASTROS
COACHING STAFF

BREGMAN, ALEX

SCOUTING & PLAYER
DEVELOPMENT2023 SEASON
IN REVIEW2024
OPPONENTSHISTORY &
RECORDSSPRING
TRAININGMEDIA
INFORMATIONMINUTE MAID
PARK

MINOR LEAGUE CAREER:

- Spent parts of just two seasons in the minor leagues...began his pro career in **2015** after signing with the Astros on June 25.
- In **2016**, played in just 80 minor league games at Double A Corpus Christi (62g) and Triple A Fresno (18g) prior to his promotion to the Majors in July.
- Was a 2016 Texas League Midseason All-Star...led all Double A players in OPS (.975) prior to his promotion to Triple A on June 30.
- Participated in the 2016 SiriusXM All-Star Futures Game, falling a home run shy of the cycle, going 3x5 with a double and a triple in a start at third base.

PERSONAL:

- Resides in Houston, Texas, with his wife, Reagan, and son, Knox.

ALEXANDER DAVID BREGMAN

Year	Team	AVG	G	AB	R	H	2B	3B	HR	RBI	BB	SO	SB	CS	OBP	SLG	SF	SH	HB	E
2015	Quad Cities (A)	.259	29	112	18	29	5	0	1	13	17	13	5	2	.368	.330	1	0	3	8
	Lancaster (A)	.319	37	160	19	51	8	4	3	21	12	17	8	4	.364	.475	3	2	1	8
2016	Corpus Christi (AA)	.297	62	236	54	70	16	2	14	46	42	26	5	3	.415	.559	0	1	6	11
	Fresno (AAA)	.333	18	78	17	26	6	0	6	15	5	12	2	1	.373	.641	0	0	0	2
	HOUSTON	.264	49	217	31	53	13	3	8	34	15	52	2	0	.313	.478	1	0	0	10
2017	HOUSTON	.284	155	556	88	158	39	5	19	71	55	97	17	5	.352	.475	7	1	7	14
2018	HOUSTON	.286	157	594	105	170	51	1	31	103	96	85	10	4	.394	.532	3	0	12	16
2019	HOUSTON	.296	156	554	122	164	37	2	41	112	119	83	5	1	.423	.592	8	0	9	11
2020	HOUSTON	.242	42	153	19	37	12	1	6	22	24	26	0	0	.350	.451	1	0	2	2
2021	HOUSTON	.270	91	348	54	94	17	0	12	55	44	53	1	0	.355	.422	4	0	4	8
	Sugar Land (AAA)#	.250	11	36	6	9	3	0	1	5	7	2	0	0	.386	.417	0	0	1	1
2022	HOUSTON	.259	155	548	93	142	38	0	23	93	87	77	1	2	.366	.454	10	0	11	7
2023	HOUSTON	.262	161	622	103	163	28	4	25	98	92	87	3	1	.363	.441	2	0	8	15
MINOR LEAGUE TOTALS																				
297 157 622 114 185 38 6 25 100 83 70 20 10 388 498 4 3 11 30																				
MAJOR LEAGUE TOTALS																				
.274 966 3576 615 981 235 16 165 588 532 560 39 13 .373 .487 36 1 53 83																				

#Rehab Assignment

WILD CARD SERIES RECORD

Year	Team/Opp.	AVG	G	AB	R	H	2B	3B	HR	RBI	BB	SO	SB	CS	OBP	SLG	SF	SH	HB	E
2020	HOU/MIN	.143	2	7	0	1	0	0	0	0	2	0	0	0	.333	.143	0	0	0	0

DIVISION SERIES RECORD

Year	Team/Opp.	AVG	G	AB	R	H	2B	3B	HR	RBI	BB	SO	SB	CS	OBP	SLG	SF	SH	HB	E
2017	HOU/BOS	.208	4	18	3	4	1	0	2	2	0	3	0	0	.222	.611	0	0	0	0
2018	HOU/CLE	.556	3	9	5	5	1	0	2	4	4	1	0	0	.714	1.333	0	0	1	0
2019	HOU/TB	.353	5	17	6	6	2	0	1	3	3	6	1	0	.450	.647	0	0	0	1
2020	HOU/OAK	.400	4	15	5	6	1	0	1	2	2	1	0	0	.500	.667	0	0	1	1
2021	HOU/CWS	.375	4	16	4	6	1	0	0	4	2	6	0	0	.444	.438	0	0	0	1
2022	HOU/SEA	.333	3	15	1	5	1	0	1	3	1	2	0	0	.375	.600	0	0	0	0
2023	HOU/MIN	.200	4	15	4	3	0	0	1	2	1	6	0	0	.294	.400	0	0	1	0
DS TOTALS																				
.333 27 105 28 35 7 0 8 20 13 25 1 0 .421 .629 0 0 3 3																				

CHAMPIONSHIP SERIES RECORD

Year	Team/Opp.	AVG	G	AB	R	H	2B	3B	HR	RBI	BB	SO	SB	CS	OBP	SLG	SF	SH	HB	E
2017	HOU/NYY	.167	7	27	2	4	1	0	0	3	3	3	0	0	.259	.208	0	0	0	1
2018	HOU/BOS	.133	5	15	3	2	1	0	0	1	7	3	0	1	.458	.200	0	0	2	1
2019	HOU/NYY	.167	6	18	4	3	1	0	0	1	7	2	0	0	.423	.222	0	0	1	1
2020	HOU/TB	.143	7	28	0	4	0	0	0	0	1	5	0	0	.200	.143	0	0	1	0
2021	HOU/BOS	.217	6	23	4	5	0	0	1	1	3	2	0	0	.308	.348	0	0	0	1
2022	HOU/NYY	.333	4	15	2	5	1	0	1	4	1	0	0	0	.375	.600	0	0	0	0
2023	HOU/TEX	.231	7	26	6	6	1	1	3	5	6	4	0	0	.375	.692	0	0	0	0
LCS TOTALS																				
.195 42 149 21 29 5 1 5 15 28 19 0 1 .337 .342 0 0 4 4																				

WORLD SERIES RECORD

Year	Team/Opp.	AVG	G	AB	R	H	2B	3B	HR	RBI	BB	SO	SB	CS	OBP	SLG	SF	SH	HB	E
2017	HOU/LAD	.233	7	30	6	7	1	0	2	5	2	4	1	0	.273	.467	1	0	0	1
2019	HOU/WSH	.207	7	29	3	6	0	0	3	8	2	5	0	0	.258	.517	0	0	0	1
2021	HOU/ATL	.095	6	21	1	2	1	0	0	2	2	7	0	0	.200	.143	1	0	1	0
2022	HOU/PHI	.238	6	21	4	5	3	0	1	4	4	4	1	0	.385	.524	0	0	1	0
WS TOTALS																				
.198 26 101 14 20 5 0 6 19 10 20 2 0 .278 .426 2 0 2 2																				

BREGMAN CAREER TRANSACTIONS

- Selected by Houston in the first round (second overall) of the June 2015 draft.
- On Injured List, Aug. 20-Sept. 8, 2020 (right hamstring discomfort).
- On Injured List, April 14-20, 2021 (health & safety protocols).
- On Injured List, June 17-Aug. 25, 2021 (left quad strain).



BREGMAN GAME HIGHS

Hits: 4 (8x) -- last, Sept. 4, 2023 at Texas
Home Runs: 2 (5x) -- last, Aug. 18, 2022 at Chicago (AL)
RBI: 6 -- Aug. 18, 2022 at Chicago (AL)
Stolen Bases: 2 -- last, Aug. 3, 2017 vs. Tampa Bay
Longest Hitting Streak: 14 -- July 29-Aug. 12, 2017
Career Grand Slams (7): May 14, 2017 (2) at New York-AL (Masahiro Tanaka)
April 16, 2019 at Oakland (Liam Hendriks)
May 5, 2019 at Los Angeles-AL (Cam Bedrosian)
Sept. 11, 2022 vs. Los Angeles-AL (Mike Mayers)
June 3, 2023 vs. Los Angeles-AL (Jacob Webb)
June 24, 2023 at Los Angeles-NL (Bobby Miller)
June 29, 2023 at St. Louis (Alec Burleson)

LEADOFF HR				PINCH-HIT HR				WALK-OFF HR			
No.	Date	Opp.	Pitcher	No.	Date	Opp.	Pitcher	No.	Date	Opp.	Pitcher
none				1	9/8/21	SEA	Sewald	1	6/27/18	TOR	Tepera

BREGMAN CAREER FIELDING

YEAR	POSITION	PCT.	G	PO	A	E	TC	DP
2023	Third Base	.963	160	109	281	15	405	30
TOTALS	Second Base	1.000	9	3	12	0	15	3
	Third Base	.967	853	599	1504	71	2174	160
	Shortstop	.973	129	122	269	11	402	49
	Outfield	.000	2	0	0	1	1	0



HUNTER BROWN

58

RHP

HT	REACH	WEIGHT
6'2"	6'2"	220

Born: 8/29/98 in Detroit, MI

Opening Day Age: 25

Contract Status: Signed through 2024

Acquired: Selected in the fifth round of the June 2019 draft.

Resides: Detroit, MI

ML Service: 1.035

CAREER HIGHLIGHTS

- Hard-throwing right-hander has pitched in parts of the last two seasons (2022-23) in Houston, going 13-13 with a 4.60 ERA (90ER/176IP) in 38 games (31 starts)...has posted 200 strikeouts in his first 176.0 innings pitched to begin his MLB career.
- In his stellar minor league career, has gone 17-11 with a 3.40 ERA (87ER/230IP) and 298 strikeouts in 59 career minor league games, including 39 starts.
- Spent the entirety of his 2023 season at the MLB level, working as a starter in 29 of his 31 appearances...ended up leading AL rookie pitchers in innings and strikeouts, while ranking tied for first in wins and second in strikeouts per 9.0 (10.29) (min 100 IP)...his 178 strikeouts were the second-most strikeouts in a single season by an Astros rookie, trailing only RHP Tom Griffin (200 in 1969).
- Made his Major League debut in 2022, making seven appearances with a 0.89 ERA (2ER/20.1IP)...made his debut on Sept. 5, 2022 vs. TEX (0ER/6IP), earning the victory...also pitched three times in the postseason, working 3.2 scoreless...had his postseason moment in Game 3 of the ALDS at SEA, in the Astros 18-inning, series-clinching win, tossing 2.0 scoreless innings (12th-13th innings).
- Also had a stellar 2022 season at Triple A Sugar Land, earning the Astros Minor League Pitcher of the Year honors...pitched in 23 games (14 starts) with Triple A Sugar Land, posting a 2.55 ERA...at the time of his selection to the MLB roster in September, led the Pacific Coast League in ERA (2.55), strikeouts (134) and opponent average (.186), while ranking second in wins (9) and in WHIP (1.08).
- Began the 2022 season as the Astros top pitching prospect per MLB.com and Baseball America.

2023 SEASON:

- The rookie right-hander primarily pitched out of the Astros rotation during the regular season, making 31 appearances (29 starts) and pitching 155.2 innings, which surpassed his career high in innings for a single season.
- Led AL rookie pitchers in innings, strikeouts, and ranked tied for first in wins, while ranking second in strikeouts per 9.0 (10.29) (min 100 IP)...including all AL pitchers, ranked seventh in strikeouts per 9.0 (min. 130 IP)...his SO/9 ranked first in a single season by an Astros rookie (min. 140 IP).

BROADCAST NOTES

- Born and raised in Detroit, Brown went to grade school, high school and college in his hometown...he grew up a Tigers fan and a fan of Tigers ace Justin Verlander, who he modeled his pitching delivery after...Brown actually met Verlander as a fifth-grader at St. Isaac Jogues Catholic School in Saint Clair Shores, MI, a suburb of Detroit...Verlander and fellow Tiger Carlos Guillén visited the school as part of a radio promotion, won by one of Brown's classmates...the two became teammates in 2022, sharing a clubhouse together in Spring Training, the regular season and the postseason.
- Graduated in 2016 from Lakeview HS, which is also in Saint Clair Shores, MI...hit .438 while posting a 1.54 ERA as a senior...was his team's offensive MVP as a junior...also lettered in wrestling as a freshman...went undrafted out of high school.
- After high school, attended Division II Wayne State University, which is also in Detroit...had a breakout junior year in which he went 9-0 with a 2.21 ERA, three shutouts, and 114 strikeouts in 85.1 innings...was a D2CCA All-American First Team selection, the ABCA/Rawlings Midwest Region Pitcher of the Year and an ABCA/Rawlings Second Team All-American.
- After his junior year, was selected by the Astros in the fifth round of the June 2019 draft...signed by Astros scout Scott Oberhelman.
- After being drafted, shot up the Astros prospect lists, ranking as the top prospect in the Astros system entering the 2023 season.
- Added to the Astros 40-man roster in September of 2022 and was with the Major League club for the entirety of the 2023 season.

- Ranked tied for second on the club in wins (11), second in strikeouts (178) and third in innings.
- His 200 career K's rank as the fifth-most by an Astros pitcher through their first 38 outings, trailing RHP Lance McCullers Jr. (252), RHP Tom Griffin (225), RHP Bud Norris (212) and RHP Roy Oswalt (205).
- His 178 strikeouts this season were the second-most strikeouts in a single season by an Astros rookie...he only trailed RHP Tom Griffin (200 in 1969)...they were also the third-most from an AL rookie since 2000.

- Ranked third among AL pitchers with a 52.2% ground ball percentage, trailing teammate LHP Framber Valdez (55%) and Red Sox RHP Brayan Bello (56.6%) (min 120 IP).
- Showed up during road trips, going 7-4 with a 3.80 ERA (35ER/83IP) and 93 strikeouts in his 16 appearances (14 starts) on the road this season.
- Started his career 5-0 through his first 12 games (seven starts), a streak which spanned from Sept. 5, 2022 to April 26, 2023...in that stretch, he posted a 2.54 ERA, which ranked second in club history by a pitcher through his first 16 career apps. (min. 70 IP).
- Made his 1st career **OPENING DAY** roster.
- Made back-to-back starts on April 9 at MIN and April 15 vs TEX in which he recorded at least 7.0 IP without allowing an ER...the last Astros pitcher to do so was LHP Scott Kazmir, who made two such starts in a row in 2015 (July 24-July 30, 2015).
- From May 14-31, he recorded eight-plus K's in four straight starts...the last Astros rookie to strike out eight-plus batters in four straight starts was RHP Roy Oswalt, who did so in six straight from Aug. 14-Sept. 9 in 2001.
- Had only two appearances out of the bullpen during the regular season when he threw 2.0 scoreless innings on Aug. 15 at MIA and a scoreless 9th inning to secure the AL West title on Oct. 1 at ARI...he has not allowed a run in his 12 of his 14 career appearances out of the bullpen, including his 7 postseason outings.
- Worked twice in the ALDS and the ALCS in the 2023 **POSTSEASON**, posting a 2.57 ERA (2ER/7IP) with six strikeouts in those appearances.

2022 SEASON:

- Astros No. 1 prospect was called up from Triple A on Sept. 1...went 2-0 with a 0.89 ERA (2ER/20.1IP).
- Made two starts before being moved to the bullpen when RHP Justin Verlander returned from injury on Sept. 16...in the bullpen, pitched in five games, posting a 0.00 ERA (0ER/8IP) with 11 strikeouts.
- Was lights out at Minute Maid Park, posting a 0.00 ERA while striking out 12 in 10.1 innings at home...allowed just a .143 batting average off him at home.
- In five games as a reliever, did not allow a single run, which included 3.0- and 2.1-inning outings on Sept. 19 at TB and Oct. 4 vs. PHI, respectively.
- Allowed a .100 opponent batting average with RISP, and got out of all four bases-loaded jams he faced.
- Had an incredible start to his MLB career, winning both of his first two career starts on Sept. 5 vs. TEX (0ER/6IP) and Sept. 13 at DET (2ER/6IP)...on Sept 5 vs. TEX, became the third Astros starter in club history to toss 6.0 scoreless frames in their debut.
- Per Elias, Brown and the D-backs RHP Ryne Nelson both made their MLB debut on Sept. 6, with Brown tossing 6.0 scoreless and Nelson working 7.0 scoreless.
- This marked the third time in MLB history that two players making their MLB debuts threw 6.0-plus innings without allowing a run on the same day (also, Eric Milton (MIN) and Masato Yoshii (NYM) on April 5, 1998 and Ricky Bones (SD) and Armando Reynoso (ATL) on Aug. 11, 1991.
- Following the season, named the Astros Minor League Pitcher of the Year...pitched in 23 games (14 starts) with Triple A Sugar Land, posting a 2.55 ERA.
- At the time of his selection to the MLB roster, led the Pacific Coast League in ERA (2.55), strikeouts (134) and opponent average (.186), while ranking second in wins (9) and in WHIP (1.08)...earned a couple awards, being named the Astros Minor League Pitcher of the Month for May...also named the Pacific Coast League Pitcher of the Week for the week of May 23-29.
- As a reliever at Triple A, was dominant with a 1.34 ERA in 40.1 innings...had 54 strikeouts in 40.1 innings of relief, while holding batters to a .152 average.
- Was on all three of the Astros **POSTSEASON** rosters...ended up pitching in three playoff games, allowing no runs over 3.2 innings...allowed two hits and struck out one...pitched 2.0 innings in relief in G3 of ALDS at SEA, giving up one hit and one walk while striking out a batter...the Astros went 3-0 when he pitched.

MINOR LEAGUE CAREER:

- Played his first full season as a professional in **2021**...began the year as an NRI with the Astros, making two relief appearances (2ER/2IP) before being reassigned to minor league camp on March 16...started the regular season at Double A Corpus Christi before being promoted to Triple A Sugar Land on July 31...combined to go 6-5 with a 4.04 ERA (45ER/100.1IP) with 131 strikeouts between the two levels.
- Did not appear in a game in **2020** due to the cancellation of the minor league season.
- Spent the entire **2019** season at Class A Short Season Tri-City after getting selected in the fifth round of the 2019 MLB Draft...went 2-2 with a 4.56 ERA (12ER/23.2IP), 18 walks and 33 strikeouts in 12 games (6 starts).

HUNTER NOAH BROWN

Year	Team	W	L	ERA	G	GS	CG	SHO	SV	IP	H	R	ER	HR	HB	BB	SO	WP	BK	AVG
2019	Tri-City (A)	2	2	4.56	12	6	0	0	0	23.2	13	12	12	0	0	18	33	5	0	.157
2020	--Did not play; Cancellation of minor league season--																			
2021	Corpus Christi (AA)	1	4	4.20	13	11	0	0	1	49.1	45	23	23	6	2	29	76	2	1	.245
	Sugar Land (AAA)	5	1	3.88	11	8	0	0	0	51.0	47	24	22	6	1	21	55	1	1	.246
2022	Sugar Land (AAA)	9	4	2.55	23	14	0	0	1	106.0	70	35	30	5	2	45	134	3	1	.186
	HOUSTON	2	0	0.89	7	2	0	0	0	20.1	15	2	2	0	0	7	22	0	0	.205
2023	HOUSTON	11	13	5.09	31	29	0	0	0	155.2	157	94	88	26	9	55	178	4	0	.262
MINOR LEAGUE TOTALS		17	11	3.40	59	39	0	0	2	230.0	175	94	87	17	5	113	298	11	3	.210
MAJOR LEAGUE TOTALS		13	13	4.60	38	31	0	0	0	176.0	172	96	90	26	9	62	200	4	0	.256

DIVISION SERIES RECORD

Year	Team/Opponent	W	L	ERA	G	GS	CG	SHO	SV	IP	H	R	ER	HR	HB	BB	SO	WP	BK	AVG
2022	HOU/SEA	0	0	0.00	2	0	0	0	0	3.0	2	0	0	0	0	1	1	0	0	.222
2023	HOU/MIN	0	0	4.50	2	0	0	0	0	2.0	2	1	1	0	0	1	2	0	0	.286
TOTALS		0	0	1.80	4	0	0	0	0	5.0	4	1	1	0	0	2	3	0	0	.250

CHAMPIONSHIP SERIES RECORD

Year	Team/Opponent	W	L	ERA	G	GS	CG	SHO	SV	IP	H	R	ER	HR	HB	BB	SO	WP	BK	AVG
2022	HOU/NYY	0	0	0.00	1	0	0	0	0	0.2	0	0	0	0	0	2	0	0	0	.000
2023	HOU/TEX	0	0	1.80	2	0	0	0	0	5.0	4	1	1	1	0	0	4	0	0	.222
TOTALS		0	0	1.59	3	0	0	0	0	5.2	4	1	1	1	0	2	4	0	0	.200

BROWN CAREER TRANSACTIONS

- Selected by Houston in the fifth round of the June 2019 draft.

BROWN CAREER HIGHS

Longest Winning Streak:	5 -- Sept. 5, 2022-April 26, 2023
Longest Losing Streak:	4 -- June 19-July 18, 2023
Strikeouts:	10 -- May 26, 2023 at Oakland
Walks:	5 -- May 2, 2023 vs. San Francisco
Innings (starter):	7.0 (5x) -- last, June 13, 2023 vs. Washington
Innings (relief):	3.0 -- Sept. 19, 2022 at Tampa Bay
Low-Hit Game (CG):	none



TREY CABBAGE

38
IF/OF

HT	REACH	WEIGHT
6'2"	204	

Born: 5/3/1997 in Knoxville, TN
Opening Day Age: 26
Contract Status: Signed through 2024
Acquired: From Los Angeles (AL) in exchange for RHP Carlos Espinosa on Jan. 31, 2024.
ML Service: 0.056
Resides: Blaine, TN

CAREER HIGHLIGHTS

- Left-handed hitter made his Major League debut in 2023 and has appeared in parts of eight minor league seasons, spent with the Minnesota Twins (2015-21) and Los Angeles Angels (2022-23)...has batted .261 (532x2037) with 96 home runs, 345 RBI and an .809 OPS in 567 minor league games, appearing in the outfield as well as the corner infield spots.
- Has made the bulk of his minor league appearances at right field (155g) and first base (142g), while also appearing at third base, shortstop, left field and center field.
- Had a 30-HR/30-SB season with Triple A Salt Lake in the Angels organization in 2023, earning him Pacific Coast League and MiLB.com Organizational **ALL-STAR** honors...batted .306 (128x418) with 30 homers, 89 RBI, 32 stolen bases and a .975 OPS in 107 games with Salt Lake...made his Major League debut with LAA on July 14, 2023 vs. Houston...picked up his first career hit on July 16 vs. Houston with a single off RHP Cristian Javier.
- Other minor league honors for Cabbage include Southern League Player of the Month (April 2022), Southern League Player of the Week (April 25-May 1, 2022) and a 2021 MiLB.com Organizational **ALL-STAR** selection in 2021 while in the Twins system.

2023 SEASON:

- Was one of the top hitters in the Pacific Coast League, batting .306 (128x418) with 25 doubles, 30 home runs, 89 RBI, 32 stolen bases and a .975 OPS (.379 OBP/.596 SLG) in 107 games with Triple A Salt Lake.
- Named a Pacific Coast League Post-Season **ALL-STAR**, an MiLB.com Organizational **ALL-STAR** and the Angels' MiLB.com Hitting Prospect of the Year.
- In the PCL, he ranked tied for first in home runs, second in OPS, sixth in stolen bases, seventh in batting average and tied for seventh in RBI.
- Had his contract selected by the Angels on July 14 and made his Major League debut that day vs. Houston, going 0x1 as a pinch-hitter.
- Made his first Major League start on July 16 vs. Houston, going 3x3 with a double and 2 RBI...collected his first career hit with a single vs. RHP Cristian Javier.

BROADCAST NOTES

- Grew up in the small town of Blaine, TN, just outside of Knoxville...was a four-year multi-sport athlete (baseball/basketball) at Grainger High School (Rutledge, Tenn)...was a three-time all-district and all-state performer in baseball...graduated from Grainger HS in 2015 with a 4.0 GPA...opted to begin his pro career in 2015 despite a commitment to the University of Tennessee...was rated as the no. 72 draft prospect in the draft, per MLB.com.
- The Minnesota Twins selected Trey in the fourth round of the 2015 MLB draft...signed by Twins scout Alan Sandberg.
- Former Astros infielder and manager Phil Garner, who was at the helm for the franchise's first World Series appearance in 2005, also attended Grainger High School...Garner began his prep career at Grainger before finishing high school at nearby Bearden HS.
- As of 2021, Blaine, Tenn., had a population of 2,093...Trey laughingly claimed in an interview following his Major League debut in July 2023 that the area had just opened its first Taco Bell.
- Trey played parts of eight seasons in the minors, not including 2020, before making his MLB debut on July 14, 2023 with the Angels...the Angels designated him for assignment on Jan. 27, 2024.
- The Astros acquired Trey on Jan. 31, 2024 in exchange for minor league RHP Carlos Espinosa...he is currently signed to a one-year contract for the 2024 season.

- Hit his first career home run on July 21 vs. PIT, a solo shot off RHP Johan Oviedo.
- Batted .208 (11x53) with three doubles, a home run, seven RBI and a stolen bases in 22 games across two stints with the Angels.

ASTROS FRONT OFFICE
ASTROS COACHING STAFF
SCOUTING & PLAYER DEVELOPMENT
2023 SEASON IN REVIEW
2024 OPPONENTS
HISTORY & RECORDS
SPRING TRAINING
MEDIA INFORMATION
MINUTE MAID PARK

MINOR LEAGUE CAREER:

- Completed his first season in the Angels organization in **2022**, batting .327 (37x113) with 10 home runs, 32 RBI and 10 stolen bases in 30 games with Double A Rocket City...was named the Southern League Player of the Month for April after hitting .356 (26x73) with five doubles, eight home runs, 21 RBI and 16 walks during the month...awarded the Southern League Player of the Week Award for the week of April 25-May 1...was placed on the 7-Day Injured List on May 14 due to a broken arm and did not make another appearance for the remainder of the season...went on to play in 20 games for the Tomateros de Culiacan of the Mexican Winter League in the offseason.
- Split his **2021** season with Double A Wichita (68g) and High A Cedar Rapids (40g) in the Twins system...batted a combined .264 (102x387) with 27 home runs, 82 RBI and an .881 OPS, earning him a nod as an MiLB.com Organizational All-Star...elected free agency following the season and signed a minor league contract with LAA on Nov. 28.
- Did not play in an official game in **2020** due to the cancellation of the minor league season.
- Appeared in a total of 99 games in **2019**, spending the majority of his year with High A Fort Myers (81g) while also making a stint with Single A Cedar Rapids (18g)...hit a combined .239 (63x284) with 15 home runs and 53 RBI.
- Spent the entire **2018** campaign with Single A Cedar Rapids, batting .244 (83x340) with 22 doubles, eight home runs and 45 RBI.
- Reached the Single A level for the first time in **2017**, making 47 appearances with Cedar Rapids after beginning the year with the Elizabethton Twins of the Appalachian League...hit a combined .228 (48x211) with four home runs and 23 RBI.
- In **2016**, he spent the entire season with the Elizabethton Twins of the Appalachian League and batted .204 (20x98) with two home runs and eight RBI.
- Made his pro debut in **2015**, playing in 33 games with the Gulf Coast League Twins and batting .252 (30x119) with 13 RBI.

TREY AARON CABBAGE

Year	Team	AVG	G	AB	R	H	2B	3B	HR	RBI	BB	SO	SB	CS	OBP	SLG	SF	SH	HB	E
2015	Twins (R)	.252	33	119	8	30	2	0	0	13	7	37	1	5	.302	.269	1	0	2	7
2016	Elizabethton (R)	.204	31	98	16	20	5	1	2	8	11	38	2	1	.297	.337	0	0	2	9
2017	Elizabethton (R)	.240	13	50	10	12	3	1	2	10	11	16	1	0	.377	.460	0	0	0	2
	Cedar Rapids (A)	.224	47	161	12	36	7	1	2	13	15	57	0	2	.287	.317	2	0	0	5
2018	Cedar Rapids (A)	.244	99	340	34	83	22	4	8	45	28	119	3	0	.307	.403	3	0	4	12
2019	Cedar Rapids (A)	.313	18	67	16	21	1	1	6	16	9	20	2	0	.403	.627	0	0	1	1
	Fort Myers (A+)	.222	81	284	41	63	19	3	9	37	21	97	5	1	.282	.405	1	0	3	6
2020																				
2021	Cedar Rapids (A+)	.266	40	143	21	38	10	1	9	33	16	50	4	0	.342	.538	1	0	1	3
	Wichita (AA)	.262	68	244	40	64	10	1	18	49	31	110	2	0	.349	.533	1	0	2	3
2022	Rocket City (AA)	.327	30	113	21	37	6	1	10	32	20	47	10	2	.434	.664	1	0	2	0
2023	Salt Lake (AAA)	.306	107	418	83	128	25	3	30	89	45	142	32	3	.379	.596	3	2	6	7
	LOS ANGELES (AL).208	.22	53	5	11	3	0	1	7	2	26	1	1	.232	.321	1	0	0	1	
	MINOR LEAGUE TOTALS	.261	567	2037	302	532	110	17	96	345	214	733	62	14	.336	.473	13	2	23	55
	MAJOR LEAGUE TOTALS	.208	22	53	5	11	3	0	1	7	2	26	1	1	.232	.321	1	0	0	1

CABBAGE CAREER TRANSACTIONS


- Selected by Minnesota in the fourth round of the June 2015 Draft.
- Signed by Los Angeles (AL) as a minor league free agent on Nov. 18, 2021.
- Acquired by Houston from Los Angeles (AL) in exchange for RHP Carlos Espinosa on Jan. 31, 2024.

CABBAGE GAME HIGHS

Hits:	3 -- July 16, 2023 vs. Houston
Home Runs:	1 -- July 21, 2023 vs. Pittsburgh
RBI:	3 -- July 27, 2023 at Detroit
Stolen Bases:	1 -- Sept. 7, 2023 vs. Cleveland
Longest Hitting Streak:	2 (3x) -- last, Sept. 2-5, 2023
Career Grand Slams:	N/A

CABBAGE CAREER FIELDING

YEAR	POSITION	PCT.	G	PO	A	E	TC	DP
2023	Outfield	1.000	10	14	0	0	14	0
	First Base	.983	9	53	6	1	60	6



VICTOR CARATINI

17
C

B/T	HEIGHT	WEIGHT
R/R	5'11"	225

Born: 8/17/93 in Ponce, PR
Opening Day Age: 30
Contract Status: Signed through 2025
Acquired: Signed as a free agent on Dec. 7, 2023.
ML Service: 6.051
Resides: Coamo, PR

CAREER HIGHLIGHTS

- Switch-hitting catcher is a veteran of seven Major League seasons (2017-23) while playing for the Cubs (2017-20), Padres (2021) and Brewers (2022-23)...has appeared in 520 career games, hitting .236 (327x1386) with 53 doubles, 38 homers and 171 RBI.
- Has played primarily catcher in his Major League career, making 321 career starts behind the dish...also has 25 career starts at first base, while also appearing in games at third base (7g), left field (1g) and right field (1g)...has also made five career pitching appearances, last making a 1.0-inning relief appearance for the Brewers in 2022.
- Belted his second career walk-off homer on July 4, 2022 vs. CHC with a three-run shot off Scott Effross in the 10th inning, giving the Brewers a 5-2 win.
- Has caught two no-hitters in his career...the first was thrown by RHP Alec Mills on Sept. 13, 2020 at MIL, while a member of the Cubs...the second no-hitter was tossed by former Astros starter Joe Musgrove, who completed the first no-hitter in Padres franchise history on April 9, 2021 at TEX.
- Homered from both sides of the plate as a member of the Cubs on July 3, 2019 at PIT off Chris Archer (left-handed) and Francisco Liriano (right-handed)...marked his first of two multi-homer games in his career...his first career two-homer game might be more notable, which came on Aug. 29, 2019 at NYM...both homers came off Mets starter RHP Jacob deGrom.
- Collected the first three hits of his career on July 9, 2017 vs. PIT, going 3x3 with two doubles and one RBI off the bench...his first Major League hit was a double off A.J. Schugel.
- Was named the 2017 Cubs Minor League Player of the Year after batting .342 with 10 HR and 61 RBI in 83 games at Triple A Iowa...was a Pacific Coast League midseason and postseason All-Star that season...was also selected to the U.S. Team for the All-Star Futures Game, but did not play due to promotion to Chicago.

2023 SEASON:

- Appeared in 62 games for the Brewers, making 55 starts (54g at C, 1g at 1B)...played his entire season as the Brewers backup catcher to William Contreras.
- Committed just one error this season and did not allow a passed ball for a .998 fielding percentage.

BROADCAST NOTES

- Last name is pronounced as "care-ah-TEE-knee".
- Caratini was born in Ponce, Puerto Rico, the same city that also produced former Astro SS Carlos Correa...the two are the same age and both played as amateurs at the Puerto Rican Baseball Academy in 2012.
- Originally signed out of high school with Southern University, but instead attended Miami Dade JC in 2013...drafted by Atlanta in the second round of the 2013 draft...signed by Braves scout Buddy Hernandez.
- Spent one season (2013) in the Braves system before being traded to Chicago (NL) at the trading deadline in 2014...has been a part of three trades in his career, going from Atlanta to Chicago (2014), Chicago to San Diego (2020), and San Diego to Milwaukee (2022).
- Played third base in high school and played catcher sparingly in college, but was drafted as an infielder by the Braves...began catching in 2014 and has worked himself into a highly-regarded defensive catcher...models his game after another Puerto Rican catching legend, Yadier Molina.
- Caratini is on a long list of Puerto Rican catchers in Major League Baseball history...was one of six Puerto Rican catchers in the Majors in 2023, with two of those players being former Astros: Martín Maldonado and Christian Vázquez.
- Reached free agency following the 2023 season before signing a two-year contract with the Astros in December of 2013...the deal covers the 2024-25 seasons.

- Was a three-time minor league **ALL-STAR**...was a 2017 Triple A PCL All-Star (AAA), a 2016 Southern League All-Star (AA) and a 2014 South Atlantic League All-Star (A)...was also named the MVP of the 2015 Carolina League Championship Series.

- Among catchers with at least 50 starts at the position in the Majors, ranked third in fielding percentage, trailing only Sal Perez (.999) and J.T. Realmuto (.998).
- Had a strong season hitting left-handed, compiling a .262 (39x149) average with a .745 OPS.

ASTROS FRONT OFFICE
ASTROS COACHING STAFF
ASTROS SCOUTING & PLAYER DEVELOPMENT
2023 SEASON IN REVIEW
2024 OPPONENTS
HISTORY & RECORDS
SPRING TRAINING
MEDIA INFORMATION
MINUTE MAID PARK

- Hit all seven of his homers on the season vs. RHP.
- Reached a career high in hits by going 4x4 with four singles and a run scored on April 15 at SD.
- Started his one game at first base on July 21 vs. ATL.
- Was on the Brewers AL Wild Card Series roster but did not appear in a **POSTSEASON** game.

2022 SEASON:

- After spending Spring Training with the Padres, was traded by San Diego to Milwaukee, along with cash, in exchange for OF Korry Howell and C Brett Sullivan on April 6.
- Batted .199 with nine HR and 34 RBI in 96 games with Milwaukee...made 75 starts (73g at C, 1g at 1B, 1g at DH)...his 12 doubles marked a career high.
- The team had a 3.88 ERA when he caught (298ER/690.2IPO) and went 36-37 when he started behind the plate...threw out 12 of 52 runners attempting to steal (23.1%).
- Was on the injured list (COVID-19) from April 26-30.
- Belted his second career walk-off homer on July 4 vs. CHC with a three-run shot off Scott Effross in the 10th inning, giving the team a 5-2 win.
- Also produced a walk-off hit on Aug. 16 vs. LAD with a two-run single off Craig Kimbrel in the 11th inning, giving the team a 5-4 win.

2021 SEASON:

- Batted .227 with seven HR and 39 RBI in 116 games with San Diego...made 87 starts, all at catcher.
- Set career highs in games (116), at-bats (313), runs (33), hits (71), RBI (39) and walks (35).
- The team had a 4.01 ERA when he caught (351ER/787.1IP) and went 45-42 when he started behind the plate...threw out six of 53 runners attempting to steal (11.3%).
- Caught Joe Musgrove's no-hitter on April 9 at TEX in a 3-0 win...marked the first no-hitter thrown in Padres franchise history.
- Smacked his second career grand slam in a 5-3 win on May 12 at COL off Robert Stephenson.
- Notched his first career walk-off homer on June 17 vs. CIN with a two-run shot off Amir Garrett in the 9th inning, giving the team a 6-4 win in the first game of full capacity at Petco Park since the start of the COVID-19 pandemic (40,362 fans).

2020 SEASON:

- Batted .241 with one HR and 16 RBI in 44 games with Chicago (NL)...made 37 starts (21g at C, 16g at DH).
- The team had a 3.45 ERA when he caught (69ER/180IP) and went 15-6 when he started behind the plate...threw out one of five runners attempting to steal (20.0%).
- Caught Alec Mills' no-hitter on Sept. 13 at MIL in a 12-0 win.
- In the **POSTSEASON**, started both games of the NL Wild Card Series vs. Miami (1g at DH, 1g at C).
- Following the season, was traded to San Diego as part of a seven-player deal on Dec. 29.

2019 SEASON:

- Batted a career-high .266 with 11 HR and 34 RBI in 95 games with Chicago (NL)...made 59 starts (48g at C, 11g at 1B)...set career highs in HR (11), extra-base hits (22) and total bases (109).
- The team had a 4.50 ERA when he caught (213ER/426IP) and went 25-23 when he started behind the plate...threw out four of 33 runners attempting to steal (12.1%).
- Was on the 10-day injured list from April 12-May 15 with a left hamate fracture.
- Notched his first career two-homer game in a 6-5 loss on July 3 at PIT...homered from both sides of the plate.
- Homered twice and drove in all four runs in a 4-1 win on Aug. 29 at NYM...both homers came off RHP Jacob deGrom.
- Had pinch-hit homers on July 28 at MIL (first career) and on Sept. 14 vs. PIT.

2018 SEASON:

- Batted .232 with two HR and 21 RBI in 76 games with Chicago (NL)...made 40 starts (31g at C, 9g at 1B).
- Made his first career **OPENING DAY** roster.
- The team had a 3.62 ERA when he caught (117ER/290.2IP) and went 17-14 when he started behind the plate...threw out six of 32 runners attempting to steal (18.8%).
- Belted his first career grand slam in a 6-5 loss on Sept. 8 at WSH off Jeffry Rodríguez.
- Appeared in the **POSTSEASON** for the first time, grounding out as a pinch-hitter in the 11th inning (Cubs lost, 2-1, in 13 innings).

2017 SEASON:

- Batted .254 with one HR and two RBI in 31 games with Chicago (NL)...made 10 starts (7g at C, 3g at 1B).
- The team had a 2.38 ERA when he caught (20ER/75.2IP) and went 5-2 when he started behind the plate...threw out two of eight runners attempting to steal (25.0%).
- Made his Major League debut on June 28 at WSH and grounded out as a pinch-hitter off Matt Albers.
- Collected the first three hits of his career on July 9 vs. PIT, going 3x3 with two doubles and one RBI off the bench...his first Major League hit was a double off A.J. Schugel.
- His first Major League home run was a go-ahead solo shot off Zach Davies in the 7th inning on July 30 at MIL.
- Was named Cubs Minor League Player of the Year after batting .342 with 10 HR and 61 RBI in 83 games at Triple A Iowa...was a Pacific Coast League midseason and postseason All-Star...Was selected to the U.S. Team for the All-Star Futures Game, but did not play due to promotion to Chicago.

MINOR LEAGUE CAREER:

- Was a Southern League midseason and postseason All-Star in **2016** at Double A Tennessee.
- Was the **2015** Mills Cup Championship Series MVP after hitting .474 (9x19) with seven RBI in six games for Class A Myrtle Beach...the Mills Cup is the Carolina League Championship Series.
- Was a South Atlantic League All-Star in **2014** at Class A Rome.
- Began his professional career as a third baseman in **2013** at Rookie Danville.

VICTOR MANUEL CARATINI RIVERA

Year	Team	AVG	G	AB	R	H	2B	3B	HR	RBI	BB	SO	SB	CS	OBP	SLG	SF	SH	HB	E
2013	Danville (R)	.290	58	200	29	58	23	1	1	25	39	49	0	2	.415	.430	2	0	5	11
2014	Rome (A)	.279	87	323	42	90	18	4	5	42	34	59	1	1	.352	.406	3	1	4	7
	Kane County (A)	.264	14	53	7	14	4	1	0	13	4	10	0	0	.310	.377	1	0	0	0
2015	Myrtle Beach (A)	.257	112	393	39	101	31	1	4	53	49	75	0	0	.342	.372	6	0	5	5
2016	Tennessee (AA)	.291	115	412	57	120	25	2	6	47	54	80	2	1	.375	.405	8	0	6	2
2017	Iowa (AAA)	.342	83	292	50	100	27	3	10	61	27	48	1	0	.393	.558	6	0	1	6
	CHICAGO (NL)	.254	31	59	6	15	3	0	1	2	4	13	0	0	.333	.356	0	0	3	2
2018	CHICAGO (NL)	.232	76	181	21	42	7	0	2	21	12	42	0	0	.293	.304	1	2	4	2
	Iowa (AAA)	.313	32	115	13	36	7	0	4	22	18	25	0	0	.409	.478	2	0	2	3
2019	CHICAGO (NL)	.266	95	244	31	65	11	0	11	34	29	59	1	0	.348	.447	3	0	3	3
	South Bend (A)#	.250	5	12	1	3	1	0	0	1	3	3	0	0	.400	.333	0	0	0	0
	Iowa (AAA)#	.278	4	18	0	5	1	0	0	0	1	0	1	0	.278	.333	0	0	0	0
2020	CHICAGO (NL)	.241	44	116	10	28	7	0	1	16	12	31	0	1	.333	.328	0	0	4	1
2021	SAN DIEGO	.227	116	313	33	71	9	0	7	39	35	82	2	0	.309	.323	4	0	4	2
2022	MILWAUKEE	.199	96	272	26	54	12	0	9	34	31	67	0	0	.300	.342	1	1	9	4
2023	MILWAUKEE	.259	62	201	23	52	4	0	7	25	19	45	1	1	.327	.383	3	0	3	1
MINOR LEAGUE TOTALS		.290	510	1818	238	527	137	12	30	265	228	350	4	4	.371	.428	28	1	23	34
MAJOR LEAGUE TOTALS		.236	520	1386	150	327	53	0	38	171	142	339	4	2	.318	.356	12	3	30	15

#Rehab Assignment

WILD CARD SERIES RECORD

Year	Team/Opp.	AVG	G	AB	R	H	2B	3B	HR	RBI	BB	SO	SB	CS	OBP	SLG	SF	SH	HB	E
2018	CHC/COL	.000	1	1	0	0	0	0	0	0	0	0	0	0	.000	.000	0	0	0	0
2020	CHC/MIA	.167	2	6	0	1	0	0	0	0	0	1	0	0	.167	.167	0	0	0	0
TOTALS		.143	3	7	0	1	0	0	0	0	0	1	0	0	.143	.143	0	0	0	0

CARATINI CAREER TRANSACTIONS

- Selected by Atlanta in the second round of the June 2013 Draft.
- Acquired by Chicago (NL) from Atlanta in exchange for IF Emilio Bonifacio and LHP James Russell on July 31, 2014.
- On Injured List, April 12-May 15, 2019 (left hamate fracture).
- Acquired by San Diego from Chicago (NL) along with RHP Yu Darvish in exchange for RHP Zach Davies, IF Reginald Preciado, IF Yeison Santana, OF Owen Caissie and OF Ismael Mena on Dec. 29, 2020.
- Acquired by Milwaukee from San Diego along with cash considerations in exchange for OF Korry Howell and C Brett Sullivan on April 6, 2022.
- On Injured List, April 26-30, 2022 (COVID-19).
- Signed by Houston as a free agent on Dec. 7, 2023.

CARATINI GAME HIGHS

Hits:	4	– April 15, 2023 at San Diego
Home Runs:	2 (2x)	– last, Aug. 29, 2019 at New York (NL)
RBI:	4 (3x)	– last, May 12, 2021 at Colorado
Stolen Bases:	1 (4x)	– last, June 10, 2023 vs. Oakland
Longest Hitting Streak:	6 (3x)	– last, Sept. 23-Oct. 1, 2021
Career Grand Slams (2):		Sept. 8, 2018 at Washington, Game 2 (Jeffry Rodriguez) May 12, 2021 at Colorado, Game 1 (Robert Stephenson)

LEADOFF HR PINCH-HIT HR WALK-OFF HR

No.	Date	Opp.	Pitcher	No.	Date	Opp.	Pitcher	No.	Date	Opp.	Pitcher
none				1.	7/28/19	@ MIL	J. Jeffress	1.	6/17/21	CIN	Garrett
				2.	9/14/19	PIT	P. Markel	2.	7/4/22	CHC	S. Efron

CARATINI CAREER FIELDING

YEAR	POSITION	PCT.	G	PO	A	E	TC	DP
2023	Catcher	.998	58	482	16	1	499	2
	First Base	1.000	1	6	1	0	7	0
TOTALS	Catcher	.996	379	3071	140	13	3224	13
	First Base	.993	62	246	19	2	267	26
	Third Base	1.000	7	0	2	0	2	0
	Outfield	-	1	0	0	0	0	0



DYLAN COLEMAN

54
RHP

BO	HEIGHT	WEIGHT
R/R	6'5"	235

Born: 9/16/96 in Potosi, MO
Opening Day Age: 27
Contract Status: Signed through 2024
Acquired: From Kansas City in exchange for RHP Carlos Mateo on Dec. 6, 2023.
Resides: Mineral Point, MO
ML Service: 1.076

CAREER HIGHLIGHTS

- Lanky reliever has made 96 Major League appearances over the past three seasons (2021-23), all coming for the Royals, while working primarily as a reliever...for his Major League career, he is 5-4 with a 3.88 ERA with 57 walks and 99 strikeouts in 92.1 innings...he has allowed just 70 hits in his 92.2 career innings for a .209 opponent batting average.
- Had an outstanding rookie season for the Royals in 2022, going 5-2 in 68 relief appearances with a 2.78 ERA while allowing just 47 hits in 68.0 innings pitched for a .194 opponent batting average...ranked second among MLB rookie relievers in appearances and innings.
- Has made 123 career minor league appearances, going 11-11 with 14 saves and a 3.51 ERA (57ER/146IP)...has 210 strikeouts in his 146.0 career minor league innings.

2023 SEASON:

- Pitched in 23 games for the Royals across two stints, from **OPENING DAY**-April 13 and July 5-Aug. 22, and had career-high 8.84 ERA (18.1IP/18ER) with 21 strikeouts but also 19 walks and a .261/.438/.435 slashline (18x69, .872 OPS).
- Broke camp with the club for the second straight season and remained in the bullpen through April 12, but was optioned after allowing six runs and recording just two outs on April 10 at TEX.
- Made his first Major League start as the opener on Aug. 11 vs. STL, and pitched a scoreless 1st inning despite three walks and a hit batter.
- Made 32 appearances in Triple A, where he went 1-5 with two saves, a 4.70 ERA (16ER/30.2IP), 48 strikeouts and 32 walks.

2022 SEASON:

- Made 68 of his 69 appearances in 2022 with the Royals, falling one game shy of Scott Barlow for the team lead in appearances.
- His 68 appearances ranked second among rookie relievers to Oakland's Domingo Acevedo (70) and Coleman's 68.0 innings trailed only Texas' Brock Burke (82.1 IP)...also finished eighth among rookie relievers in ERA (2.78) and ninth in strikeouts (71).
- On July 7 at HOU, he struck out Yordan Alvarez on a 100.1 mph fastball with two on in the 7th, and escaped the frame without allowing a run.

BROADCAST NOTES

- A native of Missouri, Coleman was born, raised and currently resides in the state...he makes his offseason home in Mineral Point, MO, and is originally from Potosi, which is about 70 miles southwest of St. Louis.
- He graduated from Potosi HS (MO), where he earned All-State honors as a senior in both baseball and basketball...Coleman, who is now listed at 6-foot-5, scored more than 2,300 points on the court, breaking a 45-year old school record.
- Went undrafted out of high school and went on to attend Missouri State from 2016-18, where as a sophomore he led the team with eight wins and posted a Missouri Valley Conference-best 106 strikeouts in 99.1 innings, leading the Bears to a conference regular season title and an NCAA Regional title...as a junior at Missouri State in 2018, he went 10-2 in 17 outings with 129 strikeouts in 102.2 innings.
- Selected by San Diego in the fourth round of the 2018 draft...signed by Padres scout Troy Hoerner.
- Spent three minor league seasons (2018-20) in the Padres system before being traded to Kansas City in 2020...the original trade that got him to the Royals was a PTBNL and OF Edward Olivares in exchange for RHP Trevor Rosenthal, which was made near the trade deadline that season (Aug. 29)...following the season, Coleman was named as the PTBNL.
- After pitching parts of three seasons with the Royals (2021-23), was acquired by Houston via trade on Dec. 6, 2023...traded for minor leaguer RHP Carlos Mateo, who played his 2023 season in rookie ball.
- Enters the 2024 season with just over one year of MLB service...has used one of his three option years.

- Had a stretch of 32 appearances from July 6-Sept. 25 in which he pitched to a 1.36 ERA (5ER/33IP).
- Finished the season with a career-best 26.0-inning homerless streak dating back to the last HR he allowed on July 1 at NYY (Anthony Rizzo).

ASTROS
FRONT OFFICE

ASTROS
COACHING STAFF

ASTROS
COLEMAN, DYLAN

SCOUTING & PLAYER
DEVELOPMENT

2023 SEASON
IN REVIEW

2024
OPPONENTS

HISTORY &
RECORDS

SPRING
TRAINING

MEDIA
INFORMATION

MINUTE MAID
PARK

2021 SEASON:

- In his first full year in the Royals organization, he reached Triple A and recorded 93 strikeouts in 57.2 innings (14.5 K/9)...his 14.5 K/9 rate ranked second among Royals minor league pitchers.
- Made his first appearance on a Major League roster in September of 2021...added to the MLB roster on Sept. 20...made five appearances down the stretch, posting a 1.42 ERA (1ER/6.1IP).
- Made his Major League debut on Sept. 21 at CLE, tossing a scoreless 7th inning...earned his first MLB strikeout on Sept. 25 at DET (Niko Goodrum).

MINOR LEAGUE CAREER:

- Did not appear in a game in **2020** due to the cancellation of the minor league season.
- Posted a 3.18 ERA (20ER/56.2IP) in 45 appearances in San Diego's system from **2018-19**, before being traded to Kansas City following the 2020 season.

DYLAN D. COLEMAN

Year	Team	W	L	ERA	G	GS	CG	SHO	SV	IP	H	R	ER	HR	HB	BB	SO	WP	BK	AVG
2018	Tri-City (A)	0	0	3.00	5	0	0	0	1	6.0	6	3	2	0	2	2	7	2	0	.273
	Fort Wayne (A)	1	2	3.24	13	0	0	0	3	16.2	14	7	6	0	0	9	22	7	0	.226
2019	AZL Padres 1 (R)	2	1	2.37	16	2	0	0	1	19.0	15	8	5	2	1	6	26	7	0	.214
	Fort Wayne (A)	2	1	2.13	9	0	0	0	0	12.2	13	7	3	0	0	8	12	0	0	.265
	Lake Elsinore (A)	0	1	15.43	2	0	0	0	0	2.1	4	6	4	0	0	3	1	1	0	.333
2020	--Did not play; Cancellation of minor league season--																			
2021	NW Arkansas (AA)	1	1	2.92	18	0	0	0	4	24.2	19	8	8	2	0	5	37	2	0	.211
	Omaha (AAA)	4	0	3.55	27	0	0	0	3	33.0	19	16	13	2	3	17	56	6	1	.167
	KANSAS CITY	0	0	1.42	5	0	0	0	0	6.1	5	1	1	0	0	1	7	1	0	.208
2022	KANSAS CITY	5	2	2.78	68	0	0	0	0	68.0	47	26	21	5	6	37	71	7	0	.194
	Omaha (AAA)	0	0	0.00	1	0	0	0	0	1.0	0	0	0	0	0	1	1	0	0	.000
2023	KANSAS CITY	0	2	8.84	23	1	0	0	0	18.1	18	19	18	3	5	19	21	3	0	.261
	Omaha (AAA)	1	5	4.70	32	0	0	0	2	30.2	20	18	16	3	6	32	48	5	0	.183
MINOR LEAGUE TOTALS		11	11	3.51	123	2	0	0	14	146.0	110	73	57	9	12	83	210	30	1	.207
MAJOR LEAGUE TOTALS		5	4	3.88	96	1	0	0	0	92.2	70	46	40	8	11	57	99	11	0	.209

COLEMAN CAREER TRANSACTIONS

- Selected by San Diego in the fourth round of the June 2018 draft.
- Acquired by Kansas City from San Diego as a PTBNL along with OF Edward Oliveras in exchange for RHP Trevor Rosenthal on Aug. 29, 2020 (named the PTBNL on Nov. 5, 2020).
- Acquired by Houston from Kansas City in exchange for RHP Carlos Mateo on Dec. 6, 2023.

COLEMAN CAREER HIGHS

Longest Winning Streak:4 -- May 13-Sept. 4, 2022
Longest Losing Streak:2 -- Aug. 16-21, 2023
Strikeouts:3 (4x) -- last, Aug. 19, 2022 at Tampa Bay
Walks:4 -- April 10, 2023 at Texas
Innings (starter):1.0 -- Aug. 11, 2023 vs. St. Louis
Innings (relief):2.0 (6x) -- last, Sept. 15, 2022 at Minnesota
Low-Hit Game (CG):none

NON-ROSTER INVITE



LUIS CONTRERAS

72
RHP

B/T	HEIGHT	WEIGHT
R/R	6'0"	175

Born: 4/29/96 in Maracaibo, VZ
Opening Day Age: 27
Contract Status: Signed through 2024
Acquired: Signed as a minor league free agent on Nov. 26, 2023.
Resides: Hialeah, FL
ML Service: 0.000

CAREER HIGHLIGHTS

- Minor league strikeout artist pitched parts of four seasons (2019, 2021-23) in the Brewers system before joining the Astros prior to the 2024 campaign...from 2019-23, went 11-10 with three saves and a 3.89 ERA (75ER/173.1IP) in 93 career games (seven starts).
- Has posted huge strikeout numbers throughout his minor league career, compiling 255 career strikeouts in his 173.1 innings pitched...also owns a career .218 opponent batting average.

MINOR LEAGUE CAREER:

- For the second straight year, split his **2023** season between Triple A Nashville and Double A Biloxi, compiling a 4-3 record with a 4.55 ERA (32ER/63.1IP) in 39 relief appearances...started and finished his season at Nashville with a 13-game stint at Biloxi...combined to strike out 90 hitters in 63.1 innings.
- Went 3-2 with a 3.88 ERA in 35 games with Double A Biloxi (26) and Triple A Nashville (9) in **2022**... began season with Biloxi...had two stints with Sounds (June 30-July 25 and September 8-end of season)...spent June 6-15 on 7-day injured list..... tossed a scoreless inning in his Triple A debut on July 1 vs. Indianapolis...held left-handed batters to a .139 average (10x72) with 33 strikeouts with Biloxi...following the season, made six appearances for Glendale in the Arizona Fall League (8ER/61P)... also went 3-2 with a 5.79 ERA (9ER/141P) in 15 appearances with Lara in the Venezuelan Winter League after the season.
- Went 0-1 with a 5.19 ERA in three games (all starts) with Double A Biloxi in **2021**...struck out a career high 11 on May 16 vs. Mississippi (4IP)...placed on the injured list on May 27 and missed rest of season.
- Did not appear in a game in **2020** due to the cancellation of the minor league season.
- Began the **2019** season with the East Side Diamond Hoppers of the independent United Shore League... after signing with the Brewers, went 4-4 with a 2.86 ERA in 16 games (four starts) between Arizona League Brewers Gold (9), Single A Wisconsin (6) and Double A Biloxi (1)...pitched 3.0 scoreless innings in Brewers organization debut on June 21 vs. AZL Dodgers Lasorda...tossed 3.0 scoreless innings in Double A debut on Sept. 2 at Birmingham...held left-handed batters to a .128 average (5x39) with 10 strikeouts with Wisconsin.

BROADCAST NOTES

- A native of Maracaibo, Venezuela, Contreras was originally signed as an international free agent by the Cubs at the age of 18 on April 4, 2015...did not appear in a single game with the Cubs before being released in May of 2016.
- Resurfaced again in 2018 in the independent Empire Baseball League, which is a five-team summer league in Upstate New York...pitched for the league champions, the Puerto Rican Islanders, in 2018, posting a 3-1 record and a 1.74 ERA (11ER/57IP) in 11 games (seven starts)...moved on to the Eastside Diamond Hoppers in the United Shore Professional Baseball League (USPBL) in 2019...impressed with 39 strikeouts in 23.0 innings across five games (four starts) in 2019.
- The United Shore Professional Baseball League (USPBL) is an independent league based out of Utica, Michigan...the league, which has been in existence since 2016, has graduated 51 players to minor league baseball, with five players reaching the Major Leagues: RHP Randy Wynne (CIN), OF Joey Wiener (MIL), LHP Jared Koenig (OAK), RHP Logan Gillaspie (BAL) and RHP Randy Dobnak (MIN).
- After his successful stint in independent ball, was signed by the Brewers on June 19, 2019...spent parts of five seasons (2019-23) in the Brewers minor league system before reaching free agency this offseason.
- Signed by Houston as a minor league free agent with an invite to MLB Spring Training on Nov. 26, 2023... this is his first appearance at a Major League Spring Training.

ASTROS FRONT OFFICE
ASTROS COACHING STAFF
SCOUTING & PLAYER DEVELOPMENT
CONTRERAS, LUIS
2023 SEASON IN REVIEW
2024 OPPONENTS
HISTORY & RECORDS
SPRING TRAINING
MEDIA INFORMATION
MINUTE MAID PARK

LUIS EDUARDO CONTRERAS ALVARADO

Year	Team	W	L	ERA	G	GS	CG	SHO	SV	IP	H	R	ER	HR	HB	BB	SO	WP	BK	AVG
2019	AZL Brewers (I)	2	1	2.01	9	0	0	0	0	22.1	12	7	5	0	2	9	39	5	0	.160
	Wisconsin (A)	2	3	3.96	6	4	0	0	0	25.0	20	11	11	3	3	11	32	0	0	.225
	Biloxi (AA)	0	0	0.00	1	0	0	0	1	3.0	3	0	0	0	0	2	2	0	0	.273
2020	--Did not play; Cancellation of minor league season--																			
2021	Biloxi (AA)	0	1	5.19	3	3	0	0	0	8.2	9	7	5	2	1	3	19	0	0	.250
2022	Biloxi (AA)	3	2	3.00	26	0	0	0	1	42.0	30	14	14	2	4	21	59	5	0	.199
	Nashville (AAA)	0	0	8.00	9	0	0	0	0	9.0	8	8	8	2	1	9	14	2	0	.229
2023	Nashville (AAA)	4	2	4.76	26	0	0	0	1	45.1	42	28	24	5	3	20	61	3	0	.240
	Biloxi (AA)	0	1	4.00	13	0	0	0	0	18.0	16	8	8	2	4	8	29	6	0	.229
MINOR LEAGUE TOTALS		11	10	3.89	93	7	0	0	3	173.1	140	83	75	16	18	83	255	21	0	.218

CONTRERAS CAREER TRANSACTIONS

- Signed by Chicago (NL) as a non-drafted free agent on April 4, 2015.
- Signed by Milwaukee as a minor league free agent on June 19, 2019.
- Signed by Houston as a minor league free agent on Nov. 29, 2023.



KENEDY CORONA

89
OF

B/T R/R HEIGHT WEIGHT
R/R 5'11 189

Born: 3/21/00 in Maracaibo, VZ

Resides: Maracaibo, VZ

Opening Day Age: 24

Contract Status: Signed through 2024

Acquired: From New York (NL) along with LHP Blake Taylor in exchange for OF Jake Marisnick on Dec. 5, 2019.

ML Service: 0.000

CAREER HIGHLIGHTS

- Has played parts of five minor league seasons in the Mets (2019) and Astros (2020-23) organizations, appearing in 344 games...is a lifetime .267 minor league hitter with 48 homers and 98 steals.
- Has played all three outfield positions in his minor league career, playing 111 games in center field, 85 in right field and 65 in left field.
- Earned a 2023 Minor League Rawlings Gold Glove Award for his work in the outfield, while playing primarily center field at Double A Corpus Christi... was also a 2022 MiLB.com Organizational **ALL-STAR** after spending his season at the Class A level.

MINOR LEAGUE CAREER:

- Was a frequent minor league call-up at **2023** Astros Spring Training, appearing in nine games for the Astros, hitting .313 (5x16)...spent the majority of his season at Double A Corpus Christi, earning a Minor League Gold Glove Award at the outfield position... in addition to his defensive season, hit 22 homers and stole 32 bases combined at two levels...hit .278 (25x90) with a .902 OPS vs. lefties on the season... played in seven games in the Arizona Fall League, hitting .240 (6x25) with four RBI in seven games.
- Was a **2022** MiLB.com Organizational All-Star while splitting his season between Fayetteville (45g) and Asheville (62g)...played better after his promotion to Asheville, hitting .290 (71x245) with 10 homers in 62 games at the higher level...was the only player in the Astros organization to reach 19 homers and 28 stolen bases on the season.

BROADCAST NOTES

- Originally signed by the Mets as a 19-year old international free agent out of Venezuela on April 6, 2019...signed by Mets scout Wilson Peralta.
- Played one season in the Mets system, advancing three levels...after that first professional season, was traded to Houston along with LHP Blake Taylor in exchange for OF Jake Marisnick on Dec. 5, 2019.
- After four seasons in the Astros system, added to the club's 40-man roster on Nov. 14, 2023...the 2023 season will be his first at Major League Spring Training.

- Spent the entire **2021** season at Class A Fayetteville, appearing in 57 games...was his first full season in the Astros organization.
- Did not play in an official game in **2020** due to the COVID-19 shutdown.
- Made his professional debut in **2019**, advancing three levels, from the Dominican Summer League, to the Gulf Coast League to Class A Brooklyn... combined to hit .301 (66x219) with an .868 OPS in 63 games...traded to Houston following the year.

KENEDY JUNIOR CORONA

Year	Team	AVG	G	AB	R	H	2B	3B	HR	RBI	BB	SO	SB	CS	OBP	SLG	SF	SH	HB	E
2019	DSL Mets (R)	.292	17	65	9	19	5	3	0	7	9	9	8	3	.382	.462	1	0	1	1
	GCL Mets (R)	.311	42	151	35	47	9	1	5	21	17	25	11	2	.401	.483	2	4	7	2
	Brooklyn (A)	.000	4	3	1	0	0	0	0	1	3	2	0	0	.500	.000	0	0	0	0
2020	--Did not play; Cancellation of minor league season--																			
2021	Fayetteville (A)	.244	57	201	30	49	12	1	2	22	14	53	19	7	.306	.343	2	2	5	0
2022	Fayetteville (A)	.261	45	165	32	43	9	1	9	30	21	43	8	2	.346	.491	1	0	1	1
	Asheville (A)	.290	62	245	56	71	15	3	10	37	28	63	20	6	.373	.498	1	0	5	5
2023	Asheville (A)	.360	6	25	7	9	0	0	2	4	4	9	1	1	.448	.600	0	0	0	0
	Corpus Christi (AA)	.244	111	434	63	106	21	4	20	61	48	127	31	9	.324	.449	3	1	5	5
MINOR LEAGUE TOTALS		.267	344	1289	233	344	71	13	48	183	144	331	98	30	.349	.454	10	7	24	14

CORONA CAREER TRANSACTIONS

- Signed by New York (NL) as a non-drafted free agent on April 6, 2019.
- Acquired by Houston from New York (NL) along with LHP Blake Taylor in exchange for OF Jake Marisnick on Dec. 5, 2019.



NON-ROSTER INVITE

ZACH DEZENZO

84

IF

BAT	HEIGHT	WEIGHT
R/R	6'4"	234

Born: 5/11/00 in Canton, OH

Opening Day Age: 23

Contract Status: Signed through 2024

Acquired: Selected in the 12th round of the June 2022 draft.

Resides: Canton, OH

ML Service: 0.000

CAREER HIGHLIGHTS

- Right-handed hitting infielder has played parts of two minor league seasons (2022-23) in the Astros system, appearing in 121 professional games, while hitting .293 (135x460) with 26 doubles, 22 homers, 76 RBI and an .876 OPS.
- Has played mostly third base in his minor league career, making 86 starts at the position...has also started games at second base (15), first base (11) and at DH (8).
- Had a strong 2023 season in which he was named an MiLB.com Organizational **ALL-STAR** as a third baseman...topped out at Double A Corpus Christi in 2023, hitting 18 homers in 63 games for the Hooks.

MINOR LEAGUE CAREER:

- Had a strong sophomore season in professional baseball in **2023**, in which he was named an MiLB.com Organizational All-Star as a third baseman...started his year at Class A Asheville, where he dominated with a .407 (46x113) average in 31 games...promoted to Double A Corpus Christi, hitting .257 (63x245) with 12 doubles, 14 homers and 41 RBI in 63 games to finish the season...combined to hit .304 (109x358) with 23 doubles, 18 homers, 61 RBI and a .914 OPS on the season...after the year, played in 16 games in the Arizona Fall League, hitting .231 (15x65) with five doubles, three homers and seven RBI for the Mesa Solar Sox.
- After being drafted in **2022**, signed with the Astros on July 28...assigned to Class A Fayetteville, where he spent his entire season...hit .255 (26x102) in 27 games with the Woodpeckers.

BROADCAST NOTES

- Graduated from Marlinton HS in Alliance, Ohio, in 2018...as a senior at Marlinton, was his team captain and team MVP, while also earning first team all-conference, all-county and all-district honors...was also named his conference player of the year after batting .522 with 11 doubles, three triples, a home run, 31 RBI, 34 runs scored, 18 walks and 16 stolen bases...went undrafted out of high school and went on to attend Ohio State.
- Played four seasons with the Buckeyes (2019-22)...combined to hit .281 (181x645) with 42 doubles, 38 homers, 131 RBI and a .900 OPS in 165 career games in college...played mostly shortstop in his career at OSU, but did appear in games at third base and first base...as a senior, tied the Ohio State record with 19 homers, while hitting .319 (66x207) with 56 RBI in 51 games.
- Drafted by the Astros in the 12th round of the June 2022 draft...signed by Astros scout Scott Oberhelman.
- Since joining the Astros system, has become known for his high exit velocities...this has translated to 50 extra-base hits in his 121 career minor league games.
- Enters the 2024 season ranking as the Astros No. 5 prospect according to MLB Pipeline and the top corner infield prospect in the Astros system.
- The 2024 season is his first at Major League Spring Training...is currently signed to a minor league contract for the 2024 campaign.

ZACHARY DEZENZO

Year	Team	AVG	G	AB	R	H	2B	3B	HR	RBI	BB	SO	SB	CS	OBP	SLG	SF	SH	HB	E
2022	Fayetteville (A)	.255	27	102	13	26	3	0	4	15	12	37	4	0	.342	.402	1	0	2	2
2023	Asheville (A)	.407	31	113	38	46	11	1	4	20	16	27	6	2	.474	.628	3	0	1	4
	Corpus Christi (AA)	.257	63	245	42	63	12	1	14	41	26	79	16	0	.339	.486	1	0	5	11
MINOR LEAGUE TOTALS		.293	121	460	93	135	26	2	22	76	54	143	26	2	.374	.502	5	0	8	17

DEZENZO CAREER TRANSACTIONS

- Selected by Houston in the 12th round of the June 2022 draft.



YAINER DIAZ

21
C

DOT	HEIGHT	WEIGHT
R/R	6'0	195

Born: 9/21/98 in Azua, DR
Opening Day Age: 25
Contract Status: Signed through 2024
Acquired: From Cleveland along with RHP Phil Maton in exchange for OF Myles Straw on July 30, 2021.
ML Service: 1.035

Resides: Azua, DR

CAREER HIGHLIGHTS

- Right-handed hitting catcher is entering his second full season with the Astros after a strong rookie season in 2023...over parts of two seasons in Houston, has hit .278 (101x363) with 23 doubles, 23 homers and 61 RBI in 110 games.
- Has hit at every level in the minor leagues, combining to hit .321 (434x1353) with 52 homers and a .868 OPS in 340 minor league games...played in five full seasons as a professional from 2017-22 (excluding 2020), hitting over .294 in every year.
- In his first full Major League season in 2023, was named the Astros Rookie of the Year by the Houston Chapter of the BBWAA after hitting .282 (100x355) with 23 home runs, 60 RBI, 22 doubles and an .846 OPS (.308 OBP/.538 SLG) in 110 games...his 23 homers were the second-most home runs by an Astros rookie in a single season, trailing only Yordan Alvarez, who hit 27 HR in 2019...of his 23 HR in 2023, he hit 14 as a catcher, which tied him with C Mitch Meluskey (2000) for the most homers by a rookie catcher in franchise history.
- Made his Major League debut in 2022, appearing in six games for the Astros, going 1x8 with a double and an RBI...had a great 2022 minor league season, earning the Astros Minor League Player of the Year honors...also was named a 2022 MiLB.com Organizational All-Star and played in the Futures Game, representing the Astros.
- Has a few All-Star selections under his belt at the minor league level...in addition to being named a 2022 MiLB.com Organizational All-Star, was named a 2021 Class A Carolina League All-Star and a 2018 Arizona League Postseason All-Star.

2023 SEASON:

- In his first full Major League season, the 25-year-old backstop had one of the most prolific power campaigns from an Astros rookie...batted .282 (100x355) with 23 home runs, 60 RBI, 22 doubles and an .846 OPS (.308 OBP/.538 SLG) in 110 games.
- Named the Astros Rookie of the Year by the Houston Chapter of the BBWAA.
- His 23 homers were the second-most home runs by an Astros rookie in a single season, trailing only Yordan Alvarez who had 27 HR in 2019...became the seventh Astros rookie to reach 20-plus homers in a season.

BROADCAST NOTES

- Yainer's first name is pronounced as "YIGH-ner" with the first syllable (YIGH) rhyming with the word sigh...according to Yainer, the Y in his first name is pronounced at the midway point between a hard Y and a soft J, but not close to a hard J.
- Diaz was originally signed by the Cleveland organization on Dec. 7, 2016, at the age of 18...was considered an older signing, considering most amateur players from the Dominican officially sign at the age of 16.
- Had a roundabout journey to affiliated baseball after quitting the game at the age of 13...was encouraged by his father, Radhames, and his older brother, Issael, to pursue a professional playing career...Yainer credits his brother, Issael, with his return to the game...sadly, Issael did not see Yainer's Major League success, after passing away from cancer in 2022 at the age of 33, just prior to Yainer's first MLB action.
- Yainer also has two younger brothers, including, Victor, who also plays catcher in the Astros organization...Victor, who is four years younger than Yainer, was originally signed by the Phillies in 2018 as an amateur and joined the Astros organization in July of 2022...Victor played his 2023 season with the Astros rookie level GCL affiliate.
- Yainer would play parts of five seasons with Cleveland prior to his trade to Houston in 2021...at the 2021 trading deadline, the Astros were looking for relief help and made three trades to bolster their bullpen, acquiring RHP Phil Maton from the Guardians, RHP Yimi Garcia from the Marlins, and RHP Kendall Graveman and RHP Rafael Montero from the Mariners...Diaz was acquired along with Maton from Cleveland and by most media was considered just a footnote in the deal.
- After just a year in the Astros system, Diaz blossomed into a prospect and was named the club's 2022 Minor League Player of the Year...a year later, he was in the Majors for the entirety of the 2023 season, serving as the backup to C Martin Maldonado...he enters the 2024 season as the Astros primary catcher.
- Added to the Astros 40-man roster on Sept. 1, 2022 and has been with the MLB club since that date...is currently signed to a one-year contract for the 2024 season...with just over 1,000 year of service, is under club control through at least the 2028 season.

ASTROS FRONT OFFICE
ASTROS COACHING STAFF
DIAZ, YAINER
SCOUTING & PLAYER DEVELOPMENT
2023 SEASON IN REVIEW
2024 OPPONENTS
HISTORY & RECORDS
SPRING TRAINING
MEDIA INFORMATION
MINUTE MAID PARK

- Made 42 starts at catcher, 36 at DH and 7 starts at 1B.
- Of his 23 HR this season, he hit 14 as a catcher...tied C Mitch Meluskey (2000) for the most homers by a rookie catcher in franchise history with 14.
- Became the eighth Astros rookie to reach 10+ home runs prior to the All-Star Break (10 HR), with SS Jeremy Peña (13 HR) the last to do so in '22.
- Ranked tied for eighth in the AL in catcher caught stealings (13), despite only making 42 starts at catcher.
- Among AL rookies with 350+ plate appearances, ranked first in slugging percentage (.538), second in batting average, second in OPS (.846), tied for third in HR, sixth in extra-base hits (45) and tied for fifth in RBI.
- Batted .328 (61x186) with 14 home runs, 35 RBI and a .972 OPS in 54 games at home this year.
- Made his first career **OPENING DAY** roster this season...was ranked as the Astros No. 2 prospect by MLB Pipeline.com in its pre-season rankings.
- Made his first career start at 1B on May 10 at LAA.
- Went 4x5 with two doubles and run scored on June 5 at TOR...was his first career four-hit game...became the 12th Astros player in franchise history to record a four-hit game within their first 31 career MLB games and first since OF Jose Siri on Sept. 13, 2021 at TEX.
- Recorded the first multi-homer game of his career on July 5 vs. COL...was the first multi-homer game from an Astros rookie catcher since C Mitch Meluskey did so in 2000.
- Recorded his first career walk-off hit with an RBI single on July 24 vs. TEX.
- Hit his 1st career pinch-hit home run on Aug. 27 at DET...was the first pinch-hit homer by an Astros player whose primary position is catcher since Jason Castro on Sept. 23, 2021, at LAA.
- In the **POSTSEASON**, hit .071 (1x14), making one start at DH (ALDS GM 3 at MIN).

2022 SEASON:

- Hit .125 (1x8) with a double and an RBI in six games for the Astros, in what was his MLB debut.
- Had a banner 2022 minor league season, earning the Astros Minor League Player of the Year honors... was also named an MiLB.com Organizational **ALL-STAR** and played in the Futures Game.
- Combined to hit .306 (136x445) with 22 doubles, four triples, 25 homers, 96 RBI and an .898 OPS between the Double A and Triple A levels...reached career highs in homers and games.
- Was selected to the Major League roster on Sept. 1 and made his MLB debut on Sept. 2 at LAA, going 0x3 with a walk and an RBI...recorded his only MLB hit on Sept. 20 at TB, a double off RHP Javy Guerra.
- Was active on the Astros roster for the entirety of September, accruing 35 days of service...stayed with the club through the **POSTSEASON**, but was not on an active roster for any round.

MINOR LEAGUE CAREER:

- Combined to hit .324 (124x383) with 17 HR, 90 RBI and an .889 OPS in 98 minor league games at three different stops in Class A in **2021**...began the year at Class A Lynchburg in Cleveland's organization, where he was a Carolina League All-Star.
- Acquired by Houston on July 30, 2021, along with RHP Phil Maton, in exchange for OF Myles Straw... would finish his season at Class A Asheville, where was named the South Atlantic League Player of the Week on Sept. 12.
- Did not play in an official game in **2020** due to the COVID-19 shutdown.
- Combined to hit .341 (74x217) with 40 RBI and an .876 OPS in 54 games at the Class A Short-Season and Rookie ball levels in **2019**.
- Made his debut stateside in **2018** for the Arizona League Indians, hitting .355 (55x155) in 41 games... named an AZL Postseason All-Star.
- Debuted in **2017**, playing in 42 games in the Dominican Summer League.

YAINER RADHAMES DIAZ																				
Year	Team	AVG	G	AB	R	H	2B	3B	HR	RBI	BB	SO	SB	CS	OBP	SLG	SF	SH	HB	E
2017	DSL Guardians (R)	.294	42	153	12	45	8	1	1	21	3	18	0	1	.321	.379	2	0	4	9
2018	AZL Guardians (R)	.355	41	155	27	55	9	4	2	28	7	18	1	0	.387	.503	0	1	1	1
2019	AZL Guardians (R)	.451	20	82	15	37	6	0	5	22	4	8	0	0	.477	.707	1	0	1	3
	Mahoning Val. (A)	.274	34	135	13	37	6	2	2	18	4	22	0	0	.293	.393	1	0	0	2
2020	--Did not play; Cancellation of minor league season--																			
2021	Lynchburg (A)	.314	61	239	30	75	19	1	5	50	15	42	1	1	.357	.464	2	0	2	2
	Fayetteville (A)	.229	12	48	3	11	2	0	1	7	0	4	1	0	.224	.333	1	0	0	0
	Asheville (A)	.396	25	96	28	38	4	0	11	33	8	17	2	0	.438	.781	1	0	0	5
2022	Corpus Christi (AA)	.316	57	244	37	77	13	3	9	48	21	40	1	0	.367	.504	2	0	0	4
	Sugar Land (AAA)	.294	48	201	38	59	9	1	16	48	13	39	1	0	.342	.587	2	0	3	2
	HOUSTON	.125	6	8	0	1	1	0	0	1	1	2	0	0	.222	.250	0	0	0	0
2023	HOUSTON	.282	104	355	51	100	22	0	23	60	11	74	0	0	.308	.538	6	0	5	6
MINOR LEAGUE TOTALS		.321	340	1353	203	434	76	12	52	275	75	208	7	2	.358	.510	12	1	11	28
MAJOR LEAGUE TOTALS		.278	110	363	51	101	23	0	23	61	12	76	0	0	.306	.532	6	0	5	6

DIAZ IN THE POSTSEASON

DIVISION SERIES RECORD

Year	Team/Opp.	AVG	G	AB	R	H	2B	3B	HR	RBI	BB	SO	SB	CS	OBP	SLG	SF	SH	HB	E
2023	HOU/MIN	.000	2	6	0	0	0	0	0	0	0	4	0	0	.000	.000	0	0	0	0

CHAMPIONSHIP SERIES RECORD

Year	Team/Opp.	AVG	G	AB	R	H	2B	3B	HR	RBI	BB	SO	SB	CS	OBP	SLG	SF	SH	HB	E
2023	HOU/TEX	.125	5	8	1	1	0	0	0	0	0	1	0	0	.125	.125	0	0	0	0

DIAZ CAREER TRANSACTIONS

- Signed by Cleveland as a non-drafted free agent on Dec. 7, 2016.
- Acquired by Houston from Cleveland along with RHP Phil Maton in exchange for OF Myles Straw on July 30, 2021.

DIAZ GAME HIGHS

Hits: 4 -- June 5, 2023 at Toronto
Home Runs: 2 -- July 5, 2023 vs. Colorado
RBI: 3 (4x) -- last, Sept. 4, 2023 at Texas
Stolen Bases: none
Longest Hitting Streak: 8 -- Aug. 15-24, 2023
Career Grand Slams: none

LEADOFF HR

No.	Date	Opp.	Pitcher
none			

PINCH-HIT HR

No.	Date	Opp.	Pitcher
1	8/27/23	@DET	C. Kelly

WALK-OFF HR

No.	Date	Opp.	Pitcher
none			

DIAZ CAREER FIELDING

YEAR	POSITION	PCT.	G	PO	A	E	TC	DP
2023	Catcher	.986	60	388	24	6	418	4
	First Base	1.000	8	41	4	0	45	11
TOTALS	Catcher	.986	62	390	25	6	421	4
	First Base	1.000	8	41	4	0	45	11



SHAWN DUBIN

66

RHP

HT	WEIGHT
6'0"	164

Born: 9/6/95 in Allegany, NY

Opening Day Age: 28

Contract Status: Signed through 2024

Acquired: Selected in the 13th round of the June 2018 draft.

Resides: Allegany, NY

ML Service: 0.015

CAREER HIGHLIGHTS

- Right-handed starter/reliever debuted with the Astros in 2023, appearing in three games (one start)...posted a 7.00 ERA (7ER/9IP) but struck out 11 hitters in his 9.0 innings pitched.
- Has gone 17-19 with a 4.42 ERA (150ER/305.2IP), 145 walks and 393 strikeouts in 100 games (58 starts) in the Astros minor league system (2018-23)...has huge strikeout numbers in his minor league career, registering 393 in 305.2 IP.
- Has won three Pitcher of the Week awards in his career: April 21, 2019 (Class A Midwest League), Sept. 2, 2019 (Class A Carolina League) and Sept. 11, 2022 (Triple A Pacific Coast League).

2023 SEASON:

- Made his Major League debut in 2023, appearing in three games (one start) for the Astros...posted a 7.00 ERA (7ER/9IP) but struck out 11 hitters in his 9.0 innings pitched.
- Opened the season at Triple A Sugar Land, where he spent the majority of his season...made 20 appearances for the Space Cowboys (12 starts) posting a 6.63 ERA (41ER/55.2IP)...pitched great at Constellation Field, posting a 3.18 ERA (10ER/28.1IP) in nine games (seven starts).
- Had one Major League stint, for 15 days, from June 18-July 3.
- Made his Major League debut on June 19 vs. NYM (5ER/3IP)...entered the game in the 7th inning and struck out 4 batters through 3.0 innings, allowing five runs...picked up his first career strikeout against Brandon Nimmo, who was the first batter he faced.
- Made his only career start on July 2 at TEX (1ER/4IP)...left that game trailing 1-0 in the Astros 5-3 win.
- Was with the Astros on the club's Taxi Squad throughout the **POSTSEASON**.

MINOR LEAGUE CAREER:

- Pitched his second consecutive season at the Triple A level in **2022**...including a two-game rehab stint with the GCL Astros, combined to go 3-5 with a 4.62 ERA (31ER/60.1IP) in 25 games, including 14 starts...struck out 82 in 60.1 innings...named the Pacific Coast League Pitcher of the Week for Sept. 5-11 (0ER/8IP)...posted a 12.34 strikeouts per 9.0 ratio at Triple A, which led the PCL (min. 55 IP).

BROADCAST NOTES

- Graduated from Allegany-Limestone HS in Allegany, N.Y. in 2013...prior to Dubin, the small town of Allegany had produced just one Major Leaguer, a pitcher named Charlie Reynolds, who made two starts for the Philadelphia Athletics in 1882.
- While in high school, Dubin played soccer and mostly shortstop, pitching less than 10.0 innings as a senior...went undrafted out of high school.
- Had a long college journey, playing for four different teams over five years...began at Jamestown Community College, where he was the backup shortstop for the 2013 fall season...after one semester, returned home and took a yearlong break from baseball, during which he worked as a contractor at Lowe's building decks and installing kitchens and bathrooms.
- Returned to baseball in 2015 at the request of a friend, Evan Ryan, who was playing at Erie Community College at the time...Ryan sold Dubin's skills to the coaching staff at Erie, who invited him out to a tryout...after throwing one time in front of coaches, he was offered a spot on the team...he went on to earn Second Team All-League honors while helping his team to a conference title and a NJCAA Regional runner-up finish in 2015...that season, he went 6-2 with a 3.95 ERA and 61 strikeouts in 54.2 innings.
- Transferred to the Division I level, pitching two years at the University of Buffalo (2016-17) before their baseball program dissolved...transferred to Georgetown College in 2018, setting a school record with 128 strikeouts, while going 9-1 with a 2.09 ERA in 14 starts...was named a NAIA First Team All-American, becoming the third player in Georgetown College history to earn the honor...also was named the 2018 Mid-South Conference Pitcher of the Year after leading the conference in ERA and strikeouts.
- After his stellar senior year, was selected by Houston in the 13th round of the 2018 MLB Draft...signed by Astros scout Travis Coleman.
- Added to the club's 40-man roster on Nov. 19, 2021...is signed to a one-year contract for 2024...has used two of his three option years entering the 2024 campaign.

- Spent his **2021** season at Triple A, going 4-3 with a save and a 3.44 ERA (19ER/49.2IP) in 16 games (eight starts)...struck out 69 hitters in 49.2 innings.

- Did not appear in a regular season game in **2020**, but did travel with the Astros during the 2020 postseason as part of the club's taxi squad.
- Posted a combined 7-5 record with a 3.58 ERA (44ER/110.2IP) and 151 strikeouts between Class A Advanced Fayetteville (22g) and Class A Quad Cities (3g) in **2019**...led the Carolina League with 132 strikeouts...reached this total despite throwing just 98.2 innings pitched at the level...was named Midwest League Pitcher of the Week on April 21 and Carolina League Pitcher of the Week on Sept. 2.
- Began his pro career at Class A Short Season Tri-City in **2018**, striking out 31 batters in 29.1 innings.

SHAWN ANTHONY DUBIN

Year	Team	W	L	ERA	G	GS	CG	SHO	SV	IP	H	R	ER	HR	HB	BB	SO	WP	BK	AVG
2018	Tri-City (A)	2	1	4.60	14	5	0	0	0	29.1	23	15	15	4	2	11	31	0	0	.215
2019	Quad Cities (A)	1	0	0.75	3	1	0	0	2	12.0	7	2	1	0	1	4	19	0	0	.167
	Fayetteville (A)	6	5	3.92	22	18	0	0	1	98.2	71	46	43	3	8	42	132	4	0	.196
2020	--Did not play; Cancellation of minor league season--																			
2021	Sugar Land (AAA)	4	3	3.44	16	8	0	0	1	49.2	35	19	19	4	2	19	69	1	0	.201
2022	Sugar Land (AAA)	3	5	4.78	23	12	0	0	0	58.1	52	33	31	3	0	32	80	3	0	.243
	GCL Astros (R)	0	0	0.00	2	2	0	0	0	2.0	2	0	0	0	0	0	2	0	0	.250
2023	Sugar Land (AAA)	1	5	6.63	20	12	0	0	1	55.2	52	45	41	7	6	37	60	4	0	.246
	HOUSTON	0	0	7.00	3	1	0	0	0	9.0	12	7	7	1	1	3	11	0	0	.324
MINOR LEAGUE TOTALS		17	19	4.42	100	58	0	0	5	305.2	242	160	150	21	19	145	393	12	0	.216
MAJOR LEAGUE TOTALS		0	0	7.00	3	1	0	0	0	9.0	12	7	7	1	1	3	11	0	0	.324

DUBIN CAREER TRANSACTIONS

- Selected by the Astros in the 13th round of the June 2018 draft.

DUBIN CAREER HIGHS

Longest Winning Streak:none
Longest Losing Streak:none
Strikeouts:4 (2x) -- last, June 28, 2023 at St. Louis
Walks:2 -- July 2, 2023 at Texas
Innings (starter):4.0 -- July 2, 2023 at Texas
Innings (relief):3.0 -- June 19, 2023 vs. New York (NL)
Low-Hit Game (CG):none



MAURICIO DUBÓN

14

IF/OF

BAT	DEFENSE	WEIGHT
R/R	5/11	175

Born: 7/19/94 in San Pedro Sula, Honduras

Opening Day Age: 29

Contract Status: Signed through 2024

Acquired: From San Francisco in exchange for C Michael Papierski on May 14, 2022.

ML Service: 3.162

Resides: Miami, FL

CAREER HIGHLIGHTS

- Right-handed hitting utility player has played in parts of five Major League seasons with the Brewers (2019), Giants (2019-22) and Astros (2022-23)...is a career .258 (296x1148) hitter with 28 career homers and 120 RBI.
- A versatile player, Dubón has excelled defensively at all positions, evidenced by his 2023 Gold Glove Award, earned as the AL's best defensive utility player...in his MLB career, has appeared in games at first base (2g), second base (146g), third base (16g), shortstop (69), left field (18g), center field (159) and right field (5g)...has 105 career starts at second base, his most at any position.
- Had his best professional season in 2023, which culminated in him earning a Gold Glove Award at the Utility Position...filled in admirably for the injured 2B Jose Altuve, who missed considerable time to injury in 2023, making 55 starts at second base...posted a 20-game hitting streak in April and had a strong finish to the season, hitting .320 (40x125) over his last 45 games...also had a strong postseason, hitting .320 (8x25) with three runs scored and two RBI in eight games (six starts).
- Had a highly decorated minor league career...was a four-time MiLB.com Organizational All-Star with Boston (2015-16) and Milwaukee (2017, 2019)...also was twice named an All-Star in his league, a 2016 Carolina League All-Star and a 2015 South Atlantic League All-Star...also played in the Arizona Fall League's Rising Stars Game in 2016.

2023 SEASON:

- The 28-year-old utility man began the year as a replacement at second base for an injured Jose Altuve but carved out a near-everyday role by season's end amid a breakout campaign.
- Batted .279 (130x467) with 10 home runs, 46 RBI, 76 runs scored, 26 doubles, three triples, seven stolen bases and a .720 OPS (.309 OBP/.411 SLG) in 132 games...set career highs in nearly every offensive category.
- Made starts at the following positions: 2B (66g), CF (23g), SS (9g), LF (6g), 1B (2g)...also made appearances at RF and 3B.
- Logged three-plus hits in eight games...had recorded six career games with three-plus hits through the first four seasons of his career entering 2023.

BROADCAST NOTES

- Last name is pronounced as "doo-BAHN".
- Mauricio was born in San Pedro Sula, Honduras, which is the capital city of the state of Cortés... San Pedro Sula is the primary industrial center and second largest city in Honduras...attended a bilingual school, where he learned English, and played soccer, the national sport of Honduras...credits his love of baseball to his older brother, Danilo, who happened to love baseball and turned him on to the game.
- His life changed on June 23, 2010, at the age of 15 after attending a baseball clinic in San Pedro Sula...there he met Andy Ritchey, who was running IMPACT, a Christian mission group from California that supplied baseball equipment to underprivileged youth...Dubón expressed his desire to play in the U.S. and three days later he moved to Sacramento to attend Capital Christian as a foreign exchange student and live with Ritchey and his family.
- Played three years of high school ball at Capital Christian HS in Sacramento before being drafted by the Red Sox in the 26th round of the 2013 MLB draft...signed by Red Sox scout Demond Smith.
- Played three seasons with the Red Sox organization before being traded to Milwaukee in December of 2016 as part of the Brewers return for RHP Tyler Thornburg...would make his MLB debut for the Brewers in 2019.
- Less than a month after his MLB debut, was traded to San Francisco at the 2019 trade deadline in exchange for a couple players, including LHP Drew Pomeranz...the trade to San Francisco was special for Dubón, as he had quickly become a Giants fan upon his move to Sacramento in 2010...was also a huge fan of SS Brandon Crawford and would be a teammate of Crawford's for parts of four seasons.
- Traded for the third time in his career in May of 2022, with the Astros acquiring him in exchange for minor leaguer C Michael Papierski.
- Is the second Honduran-born player to reach the Majors, joining Gerald Young, who also played for the Astros from 1987-92...Young was born in Honduras, but raised in California, making Dubón the first Major Leaguer to be born and raised in Honduras.
- Was a super two player after the 2022 season...has gone through the arbitration process in each of the last two offseasons.

- Made his fourth career **OPENING DAY** roster and first with the Astros this season.
- Went on a career-long 20-game hitting streak from April 2-26, batting .341 (29x85) with six doubles, four RBI and an .802 OPS during the streak...was one of only three hitting streaks of 20+ games in the Majors this season and trailed only a 25-game streak by Marcus Semien (May 10-June 6)...is the 15th player in Astros history to record a 20-game hitting streak and was the longest by an Astro since OF Hunter Pence recorded a 23-game hitting streak from May 19-June 13, 2022...per Elias, it was the longest hitting streak in Astros history posted prior to May 1, with OF Bob Watson holding the previous record at 19 games (April 9-27, 1973).
- Hit his first career leadoff home run on June 6 at TOR.
- Stole two bases on June 10 at CLE, marking his first career game with multiple stolen bases.
- Made his first career professional appearance and start at 1B on June 21 vs. NYM.
- Went 2x5 with two homers and two RBI on Sept. 4 at TEX...marked his first career multi-HR game...recorded back-to-back home runs twice that game with 2B Jose Altuve as the Astros became the first team in MLB history to have their No. 9 and No. 1 batters hit back-to-back homers twice in the same game.
- Recorded the first walk-off hit of his career on Sept. 20 vs. BAL with an RBI single in the 9th inning.
- Finished the season strong, batting .320 (40x125) with 22 runs, eight doubles, five homers, 19 RBI and a .883 OPS after Aug. 1 (45g)...ranked seventh in the AL in batting average during that span (min. 130 PA).
- In the **POSTSEASON**, batted .320 (8x25) with three runs scored and two RBI in eight games (six starts)...made his first career postseason start in Game 3 of the ALDS at MIN and went 2x5...hit safely in his first four career postseason starts, batting .471 (8x17) during that stretch.

2022 SEASON:

- Hit a combined .214 (76x294) with five home runs, 24 RBI, nine doubles and a .565 OPS (.252 OBP / .313 SLG) between his time with the Giants and Astros.
- Combined with the two clubs to make 59 total starts, which came at center field (33), shortstop (13), second base (5), left field (5) and right field (1).
- Made his third career **OPENING DAY** roster this season with the Giants.
- Acquired by the Astros from San Francisco in exchange for minor leaguer C Michael Papierski in a one-for-one swap on May 14.
- Made his **POSTSEASON** debut with Houston, appearing in six games as a defensive replacement in center field (played 9.0 innings)...became the first Honduran-born player to play in the World Series.

2021 SEASON:

- Made San Francisco's **OPENING DAY** roster...hit .240 with a career best five home runs and 22 RBI in 74 games over three stints with the Giants.
- Appeared in 20 games (six starts) at 2B, 12 games (three starts) at 3B, 21 games (18 starts) at SS and 27 games (13 starts) in CF.
- Optioned to Triple A on June 29 and would only appear in eight games with SF after the option (all in September).
- Hit .332 with a .908 OPS and .410 OBP in 63 games for Triple A Sacramento...drew 29 BBs to only 38Ks.

2020 SEASON:

- Hit .274 (43x157) with four doubles, one triple, four homers and 19 RBI in 54 games for the Giants.
- His .341 clip against left-handers ranked as the 11th-best batting average in the NL.
- An infielder for all of his minor league career (475 games at SS, 113 at 2B, 11 at 3B), Dubón played the majority of his games in 2020 in center field, making 33 starts at that position while also logging seven at second base and six at shortstop.
- Made his first career **OPENING DAY** roster and was in the starting lineup that night playing second at Dodger Stadium.
- Hit what he called his biggest home run of his young career on Sept. 23 vs. COL, hitting a go-ahead, three-run shot off Yency Almonte in the 5th inning as the Giants were in the middle of a postseason race.

2019 SEASON:

- Made his Major League debut as a PH on July 7 at PIT while playing for the Brewers.
- Acquired by the Giants from Milwaukee on July 31 for LHP Drew Pomeranz and RHP Ray Black.
- Made his Giants debut on Aug. 29 vs. SD...recorded his first career hit Aug. 29 and hit his first homer while driving in his first run on Sept. 2 at STL.
- Batted .287 (27x94) with five doubles, four homers, nine RBI and a .791 OPS in September, his first full month with San Francisco (25 games).
- Cracked his second career homer on Sept. 6 at LAD, a solo shot off Clayton Kershaw to tie the game in the 4th inning...finished the day with three hits, three RBI and a triple shy of the cycle.
- In 25 games with Triple A Sacramento after being acquired by San Francisco, hit .323 with 23 runs, four doubles, four home runs and nine RBI.
- Hit a combined .302 with 26 doubles, 20 homers, 56 RBI, 10 stolen bases and an .822 OPS between Triple A Sacramento and Triple A San Antonio.

ASTROS
FRONT OFFICEASTROS
COACHING STAFF

DUBON, MAURICIO

SCOUTING & PLAYER
DEVELOPMENT2023 SEASON
IN REVIEW2024
OPPONENTSHISTORY &
RECORDSSPRING
TRAININGMEDIA
INFORMATIONMINUTE MAID
PARK

MINOR LEAGUE CAREER:

- Entered the **2018** season as the 10th-best prospect in the Brewers organization according to *Baseball America*...hit .343 with four homers, 18 RBI, and six stolen bases in only 27 games with Triple A Colorado Springs before he had his season cut short due to injury...suffered a torn ACL in his left knee during a rundown on May 5 at Oklahoma City...placed on the minor league injured list on May 7 and missed the remainder of the season...underwent surgery performed by Dr. Neal ElAttrache on May 22...ended the season on a 23-game hitting streak, hitting .354 (35x99) with four home runs and 17 RBI.
- Participated in the **2017** SiriusXM Futures Game at Marlins Park in Miami...was selected as an organizational All-Star for Milwaukee and a Mid-Season All-Star with Double A Biloxi.
- Was a **2016** Mid-Season All-Star with Salem, after hitting .306 with 24 stolen bases in 62 games...named a MiLB.com Organizational All-Star for Boston after the season...named a Rising Star in the Arizona Fall League where he hit three homers and drove in seven runs in 18 games for Surprise...acquired by Milwaukee on December 6 as part of a five-player deal that sent Tyler Thornburg to Boston.
- Was named a **2015** MiLB.com Organizational All-Star for Boston and a Mid-Season South Atlantic League All-Star with Greenville.
- Was named a **2014** New York-Penn League Mid-Season All-Star.

MAURICIO ANDRE DUBÓN

Year	Team	AVG	G	AB	R	H	2B	3B	HR	RBI	BB	SO	SB	CS	OBP	SLG	SF	SH	HB	E
2013	GCL Red Sox (R)	.245	20	53	8	13	3	0	0	4	1	12	6	2	.298	.302	0	1	3	6
2014	Lowell (A)	.320	66	256	40	82	8	1	3	34	9	26	7	8	.337	.395	5	4	0	18
2015	Greenville (A)	.301	58	236	43	71	12	3	4	29	18	34	18	4	.334	.428	1	4	2	10
	Salem (A)	.274	62	237	27	65	9	0	1	18	23	38	12	3	.343	.325	2	4	3	6
2016	Salem (A)	.306	62	235	53	72	11	3	0	29	33	25	24	4	.387	.379	3	7	0	14
	Portland (AA)	.339	62	251	48	85	20	6	6	40	11	36	6	3	.371	.538	2	2	3	8
2017	Biloxi (AA)	.276	71	268	34	74	14	0	2	24	25	42	31	9	.338	.351	2	5	1	12
	Col. Springs (AAA)	.272	58	224	40	61	15	0	6	33	14	34	7	6	.320	.420	1	3	2	11
2018	Col. Springs (AAA)	.343	27	108	18	37	9	2	4	18	2	19	6	3	.348	.574	2	2	0	7
2019	San Antonio (AAA)	.297	98	404	59	120	22	1	16	47	18	59	9	6	.333	.475	0	1	4	14
	MILWAUKEE	.000	2	2	0	0	0	0	0	0	0	1	0	0	.000	.000	0	0	0	0
	Sacramento (AAA)	.323	25	99	23	32	4	0	4	9	10	9	1	2	.391	.485	0	0	1	3
	SAN FRANCISCO	.279	28	104	12	29	5	0	4	9	5	19	3	1	.312	.442	0	0	0	4
2020	SAN FRANCISCO	.274	54	157	21	43	4	1	4	19	15	36	2	3	.337	.389	2	1	1	3
2021	SAN FRANCISCO	.240	74	175	20	42	9	0	5	22	9	41	2	1	.278	.377	2	0	1	6
	Sacramento (AAA)	.332	63	247	41	82	13	2	8	31	29	38	9	3	.410	.498	2	0	5	7
2022	SAN FRANCISCO	.239	21	46	10	11	1	0	2	8	1	4	0	0	.245	.391	2	0	0	0
	HOUSTON	.208	83	197	21	41	8	0	3	16	12	26	2	3	.254	.294	3	3	1	5
2023	HOUSTON	.278	132	467	76	130	26	3	10	46	19	70	7	2	.309	.411	3	0	3	7
MINOR LEAGUE TOTALS		.303	672	2618	434	794	140	18	54	316	193	372	136	53	.354	.432	20	33	24	116
MAJOR LEAGUE TOTALS		.258	394	1148	160	296	53	4	28	120	61	197	16	10	.296	.384	12	4	6	25

DIVISION SERIES RECORD

Year	Team/Opp.	AVG	G	AB	R	H	2B	3B	HR	RBI	BB	SO	SB	CS	OBP	SLG	SF	SH	HB	E
2022	HOU/SEA	---	3	0	0	0	0	0	0	0	0	0	0	0	---	---	---	0	0	0
2023	HOU/MIN	.400	3	5	0	2	0	0	0	0	0	1	0	0	.400	.400	0	0	0	0
TOTALS		.400	6	5	0	2	0	0	0	0	0	1	0	0	.400	.400	0	0	0	0

CHAMPIONSHIP SERIES RECORD

Year	Team/Opp.	AVG	G	AB	R	H	2B	3B	HR	RBI	BB	SO	SB	CS	OBP	SLG	SF	SH	HB	E
2022	HOU/NYY	---	1	0	0	0	0	0	0	0	0	0	0	0	---	---	---	0	0	0
2023	HOU/TEX	.300	5	20	3	6	0	0	0	2	0	3	0	0	.286	.300	1	0	0	0
TOTALS		.300	6	20	3	6	0	0	0	2	0	3	0	0	.286	.300	1	0	0	0

WORLD SERIES RECORD

Year	Team/Opp.	AVG	G	AB	R	H	2B	3B	HR	RBI	BB	SO	SB	CS	OBP	SLG	SF	SH	HB	E
2022	HOU/PHI	---	2	0	0	0	0	0	0	0	0	0	0	0	---	---	---	0	0	0

DUBÓN CAREER TRANSACTIONS

- Selected by Boston in the 26th round of the June 2013 Draft.
- Acquired by Milwaukee from Boston along with IF Travis Shaw, RHP Josh Pennington and a PTBNL (IF Yeison Coca) in exchange for RHP Tyler Thornburg on Dec. 12, 2016.
- Acquired by San Francisco from Milwaukee in exchange for LHP Drew Pomeranz and RHP Ray Black on July 31, 2019.
- Acquired by Houston from San Francisco in exchange for C Michael Papierski on May 14, 2022.



DUBÓN GAME HIGHS

Hits:	3 (14x) -- last, Aug. 27, 2023 at Detroit
Home Runs:	2 -- Sept. 4, 2023 at Texas
RBI:	4 -- April 26, 2021 vs. Colorado
Stolen Bases:	2 -- June 10, 2023 at Cleveland
Longest Hitting Streak:	20 -- April 2-26, 2023
Career Grand Slams:	none

LEADOFF HR				PINCH-HIT HR				WALK-OFF HR			
No.	Date	Opp.	Pitcher	No.	Date	Opp.	Pitcher	No.	Date	Opp.	Pitcher

1	6/6/23	@TOR	Gausman	none				none			
---	--------	------	---------	------	--	--	--	------	--	--	--

DUBÓN CAREER FIELDING

YEAR	POSITION	PCT.	G	PO	A	E	TC	DP
2023	First Base	1.000	2	10	0	0	10	1
	Second Base	.978	79	87	181	6	274	52
	Third Base	-	1	0	0	0	3	0
	Shortstop	.971	9	13	20	1	34	3
	Outfield	1.000	38	89	1	0	90	0
TOTALS	First Base	1.000	2	10	0	0	10	1
	Second Base	.975	146	166	303	12	481	82
	Third Base	.933	16	2	12	1	15	1
	Shortstop	.966	69	72	160	9	241	25
	Outfield	.991	176	319	6	3	319	3



J.P. FRANCE

Born: 4/4/95 in New Orleans, LA

Opening Day Age: 29

Contract Status: Signed through 2024

Acquired: Selected in the 14th round of the June 2018 draft.

Resides: Marrero, LA

ML Service: 0.149

68
RHP

HT	WEIGHT
6'0"	198

CAREER HIGHLIGHTS

- Starting pitcher enters his seventh year with the Astros organization since being selected in the 2018 draft...made his Major League debut in 2023, posting an 11-6 record and a 3.83 ERA (58ER/136.1IP) in 24 games (23 starts)
- Has gone 20-17 with a 3.73 ERA (150ER/362.1IP), 447 strikeouts and 172 walks in 99 career minor league games (56 starts) from 2018-23.
- Burst onto the Major League scene in 2023, winning 11 games for the Astros while filling in for a pair of injured starters...led all AL rookie starters in quality starts (130), while ranking tied for first in wins (11), third in ERA (3.83) and fourth in opponent OPS (.737)...won seven straight winning decisions (June 29-Aug. 12), which was the longest streak by an Astros pitcher in 2023.
- Had a breakout season in 2021...was named an MiLB.com Organizational **ALL-STAR** after going 9-3 with a 3.79 (48ER/114IP) in 25 games (18 starts) between Double A Corpus Christi (8g) and Triple A Sugar Land (17g)...struck out 157 in 114.0 innings pitched, while allowing a .221 opponent average.

2023 SEASON:

- Rookie had a 3.83 ERA (58ER/136.1IP) with 101 strikeouts and a .263 opponent average during the regular season in what was his first Major League action...posted 14 starts of 6.0-plus innings.
- His 13 quality starts ranked first among AL rookies...also ranked tied for first in wins (11), third in ERA (3.83), fourth in opponent OPS (.737), fifth in WHIP (1.36), tied for seventh in opponent batting average (.263) and seventh in Pitching WAR produced by STATS (1.1) (min. 100 IP).
- Did his best work on the road, posting a 3.11 ERA (23ER/66.1IP) in his 12 games on the road this season...ranked sixth among AL pitchers in road ERA by a starting pitcher (min. 60 IP).
- Became one of 10 players in Astros history, and the first since Lance McCullers Jr. (2015-16), to record 136+ IP through their first 24 career appearances...also became one of two Astros pitchers with 11 winning decisions through their first 24 career outings, joining Roy Oswalt (2011).
- Was not part of the **OPENING DAY** roster, but was promoted on May 6 before the Astros 33rd game.

BROADCAST NOTES

- His first name, J.P., stands for Jonathan Patrick.
- Attended Archbishop Shaw HS in Marrero, Louisiana, graduating in 2013...was a four-year letterman at Archbishop Shaw and was First Team All-State, All-District and All-Metro as a junior and senior...posted a 7-1 record with a 0.37 ERA and 113 strikeouts in 64.1 innings as a senior.
- Went undrafted and went on to attend Tulane, where he pitched for three years (2014-17), missing the 2015 season due to injury...while at Tulane, earned his undergraduate degree in Homeland Security with an eye at eventually getting into law enforcement.
- Was a graduate transfer at Mississippi State in 2018...worked as a multi-inning reliever at MSU...helped the Bulldogs clinch an NCAA Super Regional berth by throwing 7.0 innings of two-run ball vs. Oklahoma in the Regionals...MSU went on to the College World Series, losing in the Semifinals to Oregon State.
- Following his 2018 season, selected by the Astros in the 14th round of the June 2018 Draft...signed by Astros scout Travis Coleman.
- In his first full minor league season in 2019, struggled out of the gate and contemplated quitting the game...with encouragement from his girlfriend, France kept playing and turned in a productive season...his girlfriend, now his wife, the former Jessica McCain, appeared on *The Real World: Portland* and four seasons of *The Challenge*, which is a reality TV show on MTV...J.P. credits his wife to saving his career.
- Did not pitch in 2020 due to the Coronavirus shutdown, but instead used that time to improve his craft...worked with a personal trainer and overhauled his pitching mechanics, while throwing into a pitching net either at his future in-laws backyard in Fayetteville and back home in New Orleans...his former mechanics included a high leg kick, which France abandoned for a short and deceptive delivery that he features today.
- An outdoorsman, France is a bow hunter and hunts mostly whitetail deer in the offseason in Mississippi and Kansas...grew up duck hunting in Louisiana, but lost interest in it before transitioning to bow hunting, which he learned by watching YouTube videos.
- Was added to the Astros 40-man roster on Nov. 15, 2022...spent nearly the entire 2023 season in Houston, earning 149 days of Major League service.

- Was the best pitcher for Triple A Sugar Land before his promotion, going 2-1 with a 2.33 ERA (5ER/19.1IP) in five games (three starts)...worked between the rotation and bullpen in the piggyback starter role with Sugar Land...had 26 strikeouts in 19.1 innings while allowing just nine hits for Sugar Land, posting a .136 (9x66) opponent average and a 1.03 WHIP...was named Pacific Coast League Pitcher of the Week (April 17-23) after hurling 5.0 scoreless innings, giving up just one hit and facing the minimum on April 22 vs. LV.
- Made his Major League debut at Seattle with a start on May 6...tossed 5.0 scoreless innings while allowing three hits and striking out five batters in a no-decision...struck out Julio Rodríguez for the first strikeout of his career, which was also the first batter he faced in his career.
- Allowed one earned run in 11.2 IP through his first two Major League starts...became the fourth pitcher in club history to work 5.0-plus inning while allowing one-or-fewer runs in each of his first two Major League starts...joined LHP Dallas Keuchel (2012), LHP Carlos Hernández (2001) and RHP Manny Hernández (1986).
- Logged six consecutive quality starts from June 4-July 5 and logged 6+ innings in seven straight starts from May 29-July 5...the last Astros rookie with seven straight starts of 6.0+ was RHP Chris Sampson, who had a nine-game streak in 2007...the last Astros rookie with a streak of at least six straight quality starts in a single season was also Sampson, who went on a seven-game streak (May 11, 2007-June 13, 2007)...the only other Astros pitcher with a longer quality start streak this season was a seven-game streak from LHP Framer Valdez (April 4-May 9).
- From June 29-Aug. 12, won seven straight winning decisions, which was the longest streak by an Astros pitcher this season...the last Astros rookie to win seven straight decisions was RHP Josh James (Sept. 18, 2018-Sept. 5, 2019).
- Made his lone appearance out of the bullpen in the regular season on Aug. 6 at NYY, earning the win after hurling 3.0 innings and allowing one run (unearned) on three hits and three walks.
- Made his **POSTSEASON** debut in 2023, making two appearances from the bullpen during the ALCS vs. TEX...in his first appearance of the playoffs, he threw 2.1 scoreless innings in Game 2 of the ALCS.

MINOR LEAGUE CAREER:

- Had a solid **2022** campaign in which he went 3-4 with a 3.90 ERA (48ER/110.2IP) in 34 games (15 starts) for Triple A Sugar Land...struck out 136 hitters in his 110.2 innings, while allowing a .233 opponent average...began his season working in the rotation or making multi-inning piggyback appearances...moved to a traditional relief role in late August, finishing his season with 12 consecutive relief appearances of 2.0-or-fewer innings...posted a 2.31 ERA (3ER/11.2IP) in nine relief appearances in September.
- Named an MiLB.com Organizational All-Star in **2021** after having a strong campaign between Double A Corpus Christi (8g) and Triple A Sugar Land (17g)...combined to go 9-3 with a 3.79 (48ER/114IP) in 25 games (18 starts)...struck out 157 in 114.0 innings pitched, while allowing a .221 opponent average...began the year with the Hooks before a promotion to Sugar Land in June...while with the Skeeters, named the Triple A West Pitcher of the Month in July and the Triple A West Pitcher of the Week on Aug. 29.
- Did not appear in a regular season game in **2020** do to the cancellation of the minor league season.
- Pitched the entire **2019** season at Class A Advanced Fayetteville, working mostly as a starter...started 20 games and made five relief appearances...marked his first season back in a starters role since his 2016 season at Tulane.
- Made his professional debut in **2018** for Short-Season Class A Tri-City, making six appearances...later promoted to Class A Quad Cities...combined to go 2-0 with a 0.50 ERA (1ER/18IP) with 28 strikeouts in 18.0 innings pitched...allowed a .164 opponent batting average and a 0.89 WHIP.

ASTROS FRONT OFFICE
ASTROS COACHING STAFF
FRANCE, J.P.
SCOUTING & PLAYER DEVELOPMENT
2023 SEASON IN REVIEW
2024 OPPONENTS
HISTORY & RECORDS
SPRING TRAINING
MEDIA INFORMATION
MINUTE MAID PARK

JONATHAN PATRICK FRANCE

Year	Team	W	L	ERA	G	GS	CG	SHO	SV	IP	H	R	ER	HR	HB	BB	SO	WP	BK	AVG
2018	Tri-City (A)	1	0	0.00	6	0	0	0	2	8.0	4	0	0	0	0	2	14	1	0	.148
	Quad Cities (A)	1	0	0.90	4	0	0	0	0	10.0	6	1	1	0	0	4	14	2	0	.176
2019	Fayetteville (A)	4	9	4.31	25	20	0	0	0	100.1	88	58	48	12	1	52	100	7	0	.235
2020	--Did not play; Cancellation of minor league season--																			
2021	Corpus Christi (AA)	3	2	4.28	8	5	0	0	0	33.2	28	17	16	2	0	14	50	1	0	.222
	Sugar Land (AAA)	6	1	3.59	17	13	0	0	0	80.1	67	39	32	12	2	38	107	5	0	.220
2022	Sugar Land (AAA)	3	4	3.90	34	15	0	0	3	110.2	99	51	48	15	2	51	136	6	0	.233
2023	Sugar Land (AAA)	2	1	2.33	5	3	0	0	0	19.1	9	6	5	0	0	11	26	1	0	.136
	HOUSTON	11	6	3.83	24	23	0	0	0	136.1	138	64	58	19	2	47	101	6	0	.263
	MINOR LEAGUE TOTALS	20	17	3.73	99	56	0	0	5	362.1	301	172	150	41	5	172	447	23	0	.222
	MAJOR LEAGUE TOTALS	11	6	3.83	24	23	0	0	0	136.1	138	64	58	19	2	47	101	6	0	.263

CHAMPIONSHIP SERIES RECORD


Year	Team/Opponent	W	L	ERA	G	GS	CG	SHO	SV	IP	H	R	ER	HR	HB	BB	SO	WP	BK	AVG
2023	HOU/TEX	0	0	12.00	2	0	0	0	0	3.0	6	4	4	0	0	2	2	0	0	.429

FRANCE CAREER TRANSACTIONS

- Selected by Houston in the 14th round of the June 2018 draft.

FRANCE CAREER HIGHS

Longest Winning Streak:	7 -- June 29-Aug. 12, 2023
Longest Losing Streak:	2 (2x) -- last, Aug. 18-24, 2023
Strikeouts:	8 (2x) -- last, May 29, 2023 vs. Minnesota
Walks:	.6 -- June 10, 2023 at Cleveland
Innings (starter):	7.0 (6x) -- last, Aug. 12, 2023 vs. Los Angeles (AL)
Innings (relief):	.3.1 -- Aug. 6, 2023 at New York (AL)
Low-Hit Game (CG):	none



NON-ROSTER INVITEE

RAY GAITHER

86 RHP

DOB	HEIGHT	WEIGHT
R/R	6'3	241

Born: 3/4/98 in Denton, TX
Opening Day Age: 26
Contract Status: Signed through 2024
Acquired: Signed as a non-drafted free agent on July 17, 2021.
Resides: Coppell, TX
ML Service: 0.000

CAREER HIGHLIGHTS

- Right-handed reliever is entering his fourth career professional season...in his three years (2021-23) in the Astros system, has gone 7-4 with six saves and a 3.82 ERA (40ER/94.1IP) in 57 appearances (11 starts)...has recorded 111 strikeouts in his 94.1 innings, while allowing a .237 opponent average.

MINOR LEAGUE CAREER:

- Spent his entire 2023 season working as a reliever at Double A Corpus Christi, making 30 appearances...posted a 4-1 record with three saves and a 3.51 ERA (13ER/33.1IP) on the year...struck out 36 in his 33.1 innings pitched.
- Combined to post a 3.99 ERA (21ER/47.1IP) in 16 games (11 starts) across three levels in the Astros minor league system in 2022...missed two months of action due to injury...spent the majority of his season at Class A Asheville, where he made 13 of his 16 appearances.
- Made his professional debut in 2021, making 11 appearances across three levels...finished his season at Class A Asheville.

BROADCAST NOTES

- Was a three-year letterman at Coppell High School in Coppell, TX, a suburb of Dallas...starred at the plate and on the mound for a Coppell team that was ranked No. 1 in the nation for the majority of the 2016 season...garnered Louisville Slugger First Team All-American honors as a utility player his senior year...also tabbed a 2016 Rawlings-Perfect Game Honorable Mention All-American...finished his high school career ranked as the top right-handed pitcher and the No. 8 overall prospect from the state of Texas in the class of 2016 by Perfect Game...also rated the No. 3 right-handed pitcher nationally and the No. 103 overall prospect nationally by Perfect Game.
- Went undrafted out of high school and went on to attend Dallas Baptist for five years (2017-21), including the shortened 2020 campaign...combined to post a 9-8 record with two saves and a 4.82 ERA (82ER/153IP) in 45 games, including 26 starts, in his career at Dallas Baptist.
- Again went undrafted out of college before signing as a non-drafted free agent with the Astros in July of 2021...signed by Astros scout Jim Stevenson.
- Received his first career invitation to Major League Spring Training camp in 2024...is signed to a minor league contract for the 2024 season.

RAY MICHAEL GAITHER

Year	Team	W	L	ERA	G	GS	CGSHO	SV	IP	H	R	ER	HR	HB	BB	SO	WP	BK	AVG
2021	Fayetteville (A)	0	0	1.50	5	0	0	0	6.0	4	1	1	0	2	2	9	1	0	.190
	FCL Astros (R)	0	0	5.40	1	0	0	0	1.2	1	1	1	0	0	2	3	0	0	.167
	Asheville (A)	2	1	6.00	5	0	0	0	1	6.0	8	5	4	1	0	2	3	1	.333
2022	Asheville (A)	0	2	3.92	13	8	0	0	2	41.1	38	23	18	5	1	21	52	2	.236
	FCL Astros Blue (R)	1	0	6.75	2	2	0	0	0	4.0	3	3	3	1	1	5	0	0	.214
	FCL Astros Orange (R)	0	0	0.00	1	1	0	0	0	2.0	2	0	0	0	0	3	0	0	.250
2023	Corpus Christi (AA)	4	1	3.51	30	0	0	0	3	33.1	31	23	13	4	2	24	36	3	.233
MINOR LEAGUE TOTALS		7	4	3.82	57	11	0	0	6	94.1	87	56	40	11	6	52	111	7	.237

GAITHER CAREER TRANSACTIONS

- Signed by Houston as a non-drafted free agent on July 17, 2021.



LUIS GARCIA

77
RHP

HT	WEIGHT
6'1"	248

Born: 12/13/96 in Bolivar, Venezuela

Opening Day Age: 27

Contract Status: Signed through 2024

Acquired: Signed as a non-drafted free agent on July 2, 2017.

Resides: Bolivar, VZ

ML Service: 3.083

CAREER HIGHLIGHTS

- Right-handed starter has pitched in parts of four seasons (2020-23) in Houston, going 28-19 with a 3.61 ERA (141ER/352IP) in 69 games (63 starts).
- Enters the 2024 season recovering from Tommy John surgery, performed on May 19, 2023...is expected to rejoin the Astros in midseason of 2024.
- Had a strong second full season in 2022, finishing the year as a 15-game winner, while making 28 starts...ranked tied for fourth in the AL in wins and ninth in opponent average (.222)...finished the year on a career-long seven game winning streak.
- Tossed the eighth immaculate inning in club history on June 15, 2022, at TEX, striking out 1B Nathaniel Lowe, 2B Ezequiel Duran and 3B Brad Miller...later was joined in that game by RHP Phil Maton, who also tossed an immaculate inning in the 7th inning against those same three hitters...according to MLB.com, marked the first time in MLB history for a game to feature two immaculate innings.
- A **POSTSEASON** veteran, helped the Astros to the 2022 World Series title by tossing 5.0 scoreless innings in the Astros 18-inning win in Game 3 of the ALDS at SEA...pitched the final 5.0 innings, allowing two hits and no walks...became the second Astro to work 5.0 scoreless in relief in a postseason game, joining LHP Framber Valdez (Game 1 of the 2020 AL Wild Card Series at MIN)...Garcia was also just the second pitcher in postseason history to work 5.0-plus scoreless relief innings which all came in extras, joining RHP Yusmeiro Petit (6IP in Game 2 of the 2014 NLDS vs. SF).
- Named the Astros 2021 Rookie of the Year by the Houston BBWAA and finished second in the AL ROY voting, trailing only OF Randy Arozarena...led AL rookie pitchers in WAR (3.0), wins (11), innings (155.1) and strikeouts (167)...his strikeout total was the second-highest by a rookie in club history, trailing RHP Tom Griffin (200 in 1969).
- Had a breakout season in 2020 and ended up making his MLB debut with the Astros on Sept. 4, 2020 after never appearing in a game at the Double A or Triple A levels...would also make his postseason debut as the starting pitcher for the Astros in Game 5 of the 2020 ALCS vs. TB, throwing 2.0 scoreless innings...became the youngest pitcher in Astros history to start a potential elimination game in the postseason (23 years, 307 days old).

BROADCAST NOTES

- Signed as a 20-year-old free agent out of Venezuela on July 2, 2017...signed by Astros scouts Oz Ocampo, Tom Shafer, Roman Ocumarez and David Brito.
- Luis has a younger brother named Heriberto Garcia, who pitched in the Astros system in 2023...Heriberto, who is three years younger than Luis, was originally signed by the Royals in 2018...he elected minor league free agency following the 2023 season.
- As an amateur in Venezuela and prior to signing with the Astros, had trouble finding baseball cleats in Venezuela for his size 12 feet...Garcia's mom, who is a social worker, had a friend with a connection to Major League Baseball and made the ask for new cleats on behalf of her son...her friend with the MLB connection happened to be the sister of Astros bullpen catcher Javier Bracamonte, who regularly sends equipment back to his native country of Venezuela...without knowing who they were for, Bracamonte provided the cleats, which eventually made it back to Garcia...at some point during Garcia's 2021 rookie season, Bracamonte was surprised to find out that the kid from Venezuela who needed size 12 cleats was Garcia, who was in his first full MLB season.
- Is the third player in club history to wear the #77 after Pudge Rodriguez (2009) and Pedro Feliz (2010)...was assigned the number when he joined the club midseason in 2020 and opted to keep it moving forward...he has a special connection to the number, which was worn by him in photo ops on international signing day in 2017...the #77 signing day jersey was pulled randomly for photos by the Astros staff.
- Prior to it being outlawed before the 2023 season, had one of the most unique windups in the Majors, which was a mix of rocking a baby and a salsa dance...Garcia does not have a strong origin story for his windup, instead saying he wanted a windup that he felt could be repeatable...it's so unique that it's been mimicked by all, from Major Leaguers, including Shohei Ohtani, to little leaguers, including Spring Branch 9-year-old Charlie Strong, who started using Garcia's windup in his little league games...after a video of Charlie went viral, Luis insisted on hosting Charlie at Minute Maid Park, which happened in 2022...Charlie threw out a ceremonial first pitch that day, using the unique windup, with Luis serving as his catcher.
- Was arbitration eligible for the first time this offseason and signed to a one-year deal for 2024.

2023 SEASON:

- Had an abbreviated fourth season in the Majors after suffering a season-ending elbow injury in May...ended up making six starts, posting a 2-2 record and a 4.00 ERA (12ER/27IP).
- Made five healthy starts before leaving in his sixth start after facing one batter on May 1 vs. SF.
- Placed on the 15-day IL on May 2 and transferred to the 60-day IL on June 5...underwent ulnar collateral ligament reconstruction surgery (Tommy John) on his right elbow on May 19.

2022 SEASON:

- Second-year starter picked up 15 wins in his 28 starts...ranked tied for fourth in the AL in wins... had a very similar season to his rookie year of 2021, when he finished second in the AL Rookie of the Year voting...set career highs in wins and innings (157.1) in 2022...also posted a 1.13 WHIP, a tick better than in 2021 (1.18).
- Finished the season riding a career-long, seven-game winning streak, which ranked as the seventh-longest in the AL this season...his streak began on Aug. 12 and spanned his last eight starts...in those outings, worked to a 3.20 ERA (16ER/45IP).
- Went 11-3 with a 4.46 ERA (42ER/84.2IP) in 15 home games...pitched better on the road, posting a 2.85 ERA (23ER/72.2IP) in 13 games.
- Among AL pitchers (min. 150 IP), ranked ninth in opponent average (.222), 10th in strikeouts per 9.0 (8.98) and 12th in opponent OPS (.678).
- Gets his outs via the strikeout and fly ball, as he ranked fifth in the AL in fly ball percentage (43.6%) among those with 150+ IP.
- Has dominated right-handed hitters in his career, limiting them to a .193 average (120x622)...lefties have hit almost 70 points higher against Garcia, posting a .259 average (151x582)...in 2022, those numbers are close to evening out as he limited righties to a .213 (67x315) average and lefties to a .234 (64x274) mark.
- Made his second consecutive **OPENING DAY** roster and pitched the Astros fifth game of the season on April 12 at ARI.
- Made history in the 2nd inning on June 15 at TEX, tossing the 8th immaculate inning in franchise history...struck out 1B Nathaniel Lowe, 2B Ezequiel Duran and 3B Brad Miller on nine pitches in the frame...later was joined in that game by RHP Phil Maton, who also tossed an immaculate inning in the 7th inning against those same three hitters... according to MLB.com's records, marked the first time in MLB history for a game to feature two immaculate innings.
- Went 1-1 in the **POSTSEASON** with a 1.59 ERA and six strikeouts in 5.2 IP, working solely as a reliever...tossed a heroic 5.0 scoreless innings in relief in the Astros 18-inning win in Game 3 of the ALDS at SEA...pitched the final 5.0 innings of the Astros win, allowing just two hits and no walks... became the second Astro to work 5.0 scoreless in relief in a postseason game, joining LHP Framber Valdez, who did so in Game 1 of the 2020 AL Wild Card Series at MIN...Garcia was also just the second pitcher in postseason history to work 5.0-plus scoreless relief innings which all came in extras, joining RHP Yusmeiro Petit (6IP), who did so for the Giants in Game 2 of the 2014 NLDS vs. SF.

2021 SEASON:

- Rookie had a stellar year working out of the rotation...made two relief appearances in April... moved to the rotation on April 29 and stayed there through the end of the season.
- Began the year on the club's **OPENING DAY** roster as a starter, pitching Game 5 of the season at LAA... marked his first time on an Opening Day roster.
- Led AL rookie pitchers in WAR (3.0), wins (11), innings (155.1) and strikeouts (167)...his strikeout total was the second-highest by a rookie in franchise history, trailing RHP Tom Griffin (200 in 1969).
- Became the eighth rookie in Astros history to post an 11-win season and the first since RHP Collin McHugh also won 11 games for the Astros in 2014.
- Among Astros pitchers, ranked second in strikeouts (167), tied for second in starts (28) and third in innings (155.1)...with 155.1 innings pitched this season, set a career high in innings...his previous high was 108.2, reached in the minors in 2019.
- Stymied RHH on the season, holding them to a .182 (52x286) average and a .548 OPS.
- Made five starts for the Astros in the **POSTSEASON**, going 1-3 with a 8.04 ERA (14ER/15.2IP)...had a rough couple starts to his open his postseason, in Game 3 of the DS at CWS (5ER/2.2IP) and Game 2 of the LCS vs. BOS (5ER/1IP).
- Returned to pitch in Game 6 of the DS vs. BOS and tossed 5.2 scoreless innings en route to the win, which advanced the Astros to the WS...carried a no-hitter through 5.2 innings.
- Made two starts in the World Series and was handed the loss in both: Game 3 at ATL (1ER/3.2IP) and Game 6 vs. ATL (3ER/2.2IP).
- His Game 6 start came on three-days rest and started scoreless thru 2.2 innings before surrendering a three-run homer to eventual World Series MVP DH Jorge Soler.
- Following the season, named a finalist for the BBWAA AL Rookie of the Year, along with the eventual winner OF Randy Arozarena and SS Wander Franco...also named the Astros Rookie of the Year by the Houston Chapter of the BBWAA.

ASTROS
FRONT OFFICEASTROS
COACHING STAFFASTROS
GARCIA, LUISASTROS
SCOUTING & PLAYER
DEVELOPMENT2023 SEASON
IN REVIEW2024
OPPONENTSHISTORY &
RECORDSSPRING
TRAININGMEDIA
INFORMATIONMINUTE MAID
PARK

2020 SEASON:

- Made his Major League debut with the Astros, going 0-1 with a 2.92 ERA (4ER/12.IP) and nine strikeouts in five games (one start).
- Bypassed Double A and Triple A en route to the Majors...prior to this season, had never appeared in a game at those levels before making his big league debut.
- Spent Spring Training at minor league camp, but was added to the Astros player pool prior to the beginning of Summer Camp.
- Was selected to the Major League roster on Aug. 29.
- Made his MLB debut on Sept. 4 at LAA in relief of starter Lance McCullers Jr., who did not collect an out in the 1st inning.
- In his debut, tossed 4.1 innings, allowing just one hit and one run on a solo homer...struck out two with three walks...entered the game with the bases loaded and no outs in the 1st inning...stranded two-of-three inherited runners...per Elias, became the second pitcher in Astros history to go 4.1+ innings while allowing one-or-fewer hits in his MLB debut, joining Joe Musgrove (Aug. 2, 2016 vs. TOR).
- Made his first-career start on Sept. 9 at OAK and tossed 5.0 scoreless innings, allowing just one hit with two walks and four strikeouts...became the Astros fourth homegrown pitcher from Venezuela to make a start for the club, joining J.C. Gutierrez (2007), Fernando Nieve (2006) and Carlos Hernandez (2001).
- POSTSEASON:** Was on the Astros rosters for both the ALDS and ALCS...made one appearance in the postseason, starting Game 5 of the ALCS vs. TB...tossed 2.0 hitless and scoreless innings, walking two batters with one strikeout...prior to Garcia, the last AL pitcher to make his first-career postseason appearance as a starter in an LCS game was Cleveland's Ryan Merritt in Game 5 of the 2016 ALCS at TOR...at 23 years, 307 days old, became the youngest pitcher to make his postseason debut with a start in the LCS since Tony Saunders (23.164) of the Marlins in Game 3 of the 1997 NLCS vs. ATL...became the youngest pitcher in Astros history to start a potential elimination game in the postseason.

MINOR LEAGUE CAREER:

- Led all minor league pitchers in strikeouts per 9.0 innings (13.91) and strikeout rate (38.1%) in **2019** (min. 100IP)...tallied 168 strikeouts in 108.2 innings.
- Named the Midwest League Pitcher of the Week for the week of June 2, 2019.
- Jumped out of Rookie ball in **2018**, pitching 19 games at Class A Quad Cities (7-2, 2.48 ERA) and five games at Class A Short Season Tri-City (0-0, 0.00 ERA).
- Struck out 18 in 11.0 innings in the DSL in **2017**.

LUIS HEIBARDO GARCIA

Year	Team	W	L	ERA	G	GS	CG	SHO	SV	IP	H	R	ER	HR	HB	BB	SO	WP	BK	AVG
2017	DSL Astros (R)	1	1	1.64	6	1	0	0	0	11.0	13	5	2	1	0	4	18	3	0	.310
2018	Quad Cities (A)	7	2	2.48	19	10	0	0	0	69.0	58	23	19	4	2	33	70	4	0	.230
	Tri-City (A)	0	0	0.00	5	3	0	0	0	16.1	7	3	0	0	0	8	28	1	1	.121
2019	Quad Cities (A)	4	0	2.93	9	6	0	0	1	43.0	23	17	14	4	1	16	60	3	1	.153
	Fayetteville (A)	6	4	3.02	15	12	0	0	0	65.2	43	27	22	5	4	34	108	16	2	.185
2020	HOUSTON	0	1	2.92	5	1	0	0	0	12.1	7	4	4	1	1	5	9	1	0	.167
2021	HOUSTON	11	8	3.48	30	28	0	0	0	155.1	133	62	60	19	3	50	167	9	1	.232
2022	HOUSTON	15	8	3.72	28	28	0	0	0	157.1	131	70	65	23	1	47	157	8	1	.222
2023	HOUSTON	2	2	4.00	6	6	0	0	0	27.0	25	12	12	3	1	10	31	0	1	.243
MINOR LEAGUE TOTALS		18	7	2.50	54	32	0	0	1	205.0	144	75	57	14	7	95	284	27	4	.196
MAJOR LEAGUE TOTALS		28	19	3.61	69	63	0	0	0	352.0	296	148	141	46	6	112	364	18	3	.226

DIVISION SERIES RECORD

Year	Team/Opponent	W	L	ERA	G	GS	CG	SHO	SV	IP	H	R	ER	HR	HB	BB	SO	WP	BK	AVG
2021	HOU/CWS	0	0	16.88	1	1	0	0	0	2.2	5	5	5	1	0	3	3	0	0	.385
2022	HOU/SEA	1	0	0.00	1	0	0	0	0	5.0	2	0	0	0	0	0	6	1	0	.118
TOTALS		1	0	5.87	2	1	0	0	0	7.2	7	5	5	1	0	3	9	1	0	.233

CHAMPIONSHIP SERIES RECORD

Year	Team/Opponent	W	L	ERA	G	GS	CG	SHO	SV	IP	H	R	ER	HR	HB	BB	SO	WP	BK	AVG
2020	HOU/TB	0	0	0.00	1	1	0	0	0	2.0	0	0	0	0	1	2	1	0	0	.000
2021	HOU/BOS	1	1	6.75	2	2	0	0	0	6.2	3	5	5	1	0	4	9	0	0	.125
TOTALS		1	1	5.19	3	3	0	0	0	8.2	3	5	5	1	1	6	10	0	0	.100

WORLD SERIES RECORD

Year	Team/Opponent	W	L	ERA	G	GS	CG	SHO	SV	IP	H	R	ER	HR	HB	BB	SO	WP	BK	AVG
2021	HOU/ATL	0	2	5.68	2	2	0	0	0	6.1	5	4	4	1	0	5	9	0	0	.208
2022	HOU/PHI	0	1	13.50	1	0	0	0	0	0.2	2	1	1	1	0	0	0	0	0	.500
TOTALS		0	3	6.43	3	2	0	0	0	7.0	7	5	5	2	0	5	9	0	0	.250



GARCIA CAREER TRANSACTIONS

- Signed by the Astros as a non-drafted free agent on July 2, 2017.
- On Injured List, May 2-Nov. 6, 2023 (right elbow discomfort).

GARCIA CAREER HIGHS

Longest Winning Streak:7 -- Aug. 12-Oct 2, 2022
Longest Losing Streak:4 (2x) -- last, May 18-June 10, 2022
Strikeouts:9 (5x) -- last, April 19, 2023 vs. Toronto
Walks:4 (3x) -- last, Sept. 19, 2022 at Tampa Bay
Innings (starter):7.0 (7x) -- last, April 19, 2023 vs. Toronto
Innings (relief):4.1 (2x) -- last, April 12, 2021 vs. Detroit
Low-Hit Game (CG):none



NON-ROSTER INVITE

CHRIS GITTENS

41

RHP

HT	WEIGHT
6'4"	250

RR

Born: 2/4/1994 in Sherman, TX

Opening Day Age: 30

Contract Status: Signed through 2024

Acquired: Signed as a minor league free agent on Jan. 3, 2024.

Resides: Sherman, TX

ML Service: 0.045

CAREER HIGHLIGHTS

- The 6-foot-4 first baseman joins the Astros in 2024 after a lengthy stint in the Yankees organization (2014-21) and a couple seasons playing in Japan (2022-23)...has 16 MLB games under his belt, all coming with the Yankees in 2021, in which he hit .111 (4x36) with one homer and five RBI...made 10 starts at first base for the Yankees that season.
- Has a strong minor league track record, posting a combined .269 average with 81 doubles, 86 homers and 299 RBI in 456 career minor league games.
- Made his Major League debut on June 5, 2021 for the Yankees vs. BOS, drawing a 9th-inning walk...recorded his first Major League hit on June 15, 2021 at TOR, a solo HR in the 4th...the homer snapped an 0x14 stretch to begin his Major League career.
- Had a huge season in 2019 at Double A Trenton...was named the Eastern League MVP an Eastern League Mid-Season and Postseason **ALL-STAR** and earned Organization All-Star honors from MiLB.com...was also named the "Best Defensive First Baseman" in the Eastern League by Baseball America...appeared in 115 games that season and slashed .281/.393/.500 (112x398) with 16 doubles, 23 HR, 77 RBI and 71 walks.
- Named a South Atlantic League **ALL-STAR** and an MiLB.com Organizational All-Star while playing for Single A Charleston in 2016...also named a Gulf Coast League All-Star in 2015.

2022-23 SEASONS (FOREIGN LEAGUES):

- Spent his **2023** season in Japan's Eastern League, appearing in just 14 games for Rakuten...hit .343 (12x34) with four doubles, two homers, 15 RBI and a 1.071 OPS on the season.

2021 SEASON:

- Was 4x36 (.111) with one homer, five RBI, seven walks and one sac fly in 16 games over two stints (June 5-20, July 16-Aug. 13) with the Yankees.
- Made his MLB debut on June 5 vs. BOS, drawing a 9th-inning walk...was selected to the roster from Triple-A Scranton/Wilkes-Barre prior to the game.
- Recorded his first MLB hit on June 15 at TOR, a solo HR which traveled 439 ft...was the first Yankee to hit a HR for his first career hit since Kyle Higashioka on July 1, 2018 vs. BOS...the homer snapped an 0x14 stretch to begin his career.

BROADCAST NOTES

- Graduated in 2012 from Sherman HS, in Sherman, TX, which is just north of Dallas...had a stellar high school career as a first baseman and pitcher...on the mound, Gittens threw a perfect game and three no-hitters...went undrafted out of high school.
- Went on to attend Grayson College, which is in Dennison, just north of Sherman and just south of the Oklahoma border...spent 2013-14 at Grayson...hit .422 with 12 homers and 71 RBI in his sophomore year and committed to the University of Arkansas.
- Drafted by the Yankees in the 12th round in 2014 and signed with the club, forgoing his commitment to Arkansas...spent eight seasons (2014-21) in the Yankees system, debuting in the Majors in 2021.
- At the time of his signing with the Yankees, Chris' father, Gary Gittens, told him that he would not see any of his games in person until he made it to the Major Leagues...Gary had to wait seven years to see his son play again and was finally in attendance for his first Major League game on June 5, 2021 vs. BOS.
- Released from his contract after the 2021 season and signed with Rakuten in the Japanese Pacific League...spent two years playing in Japan, splitting his time in Japan's Pacific and Eastern Leagues.
- Signed with Houston as a minor league free agent with an invite to MLB Spring Training on Jan. 3, 2024.

- Spent his first season in Japan in **2022**, combining to play in 36 games for Rakuten in the Pacific and Eastern Leagues...hit .283 (28x99) with four doubles, four homers, 16 RBI and an .865 OPS.

- Left the game on July 24 vs. BOS after rolling his right ankle...was placed on the 10-day injured list on July 25 with a right ankle sprain...played in two rehab games with Double A Somerset, batting .375 (3x8) with three runs, one homer, 3 RBI and 1 walk...was returned from his rehab assignment, reinstated from the 10-day injured list and optioned to Triple A Scranton/Wilkes-Barre on Aug. 13.
- Combined with Triple A Scranton/Wilkes-Barre and Double A Somerset to slash .305/.440/.649 (47x154) with 40 runs, eight doubles, 15 HR, 47 RBI and 37 BB.

- Attended Spring Training with the Yankees as a non-roster invitee, batting .316 (6x19) with five runs, 3 HR, seven RBI and five walks in 20 games.

MINOR LEAGUE CAREER:

- Did not appear in a game in **2020** due to the pandemic-shortened season.
- In **2019**, became the second player in Double A Trenton franchise history to win the Eastern League MVP award (Brandon Laird in 2010)...appeared in 115 games and slashed .281/.393/.500 (112x398) with 16 doubles, 23 HR, 77 RBI and 71 walks...was named an Eastern League Mid-Season and Postseason All-Star...earned Organization All-Star honors from MiLB.com and was named the "Best Defensive First Baseman" in the Eastern League by Baseball America...led Yankees farmhands in RBI and tied for second-most in home runs...led the Eastern League in home runs, RBI and OPS (.893), while finishing second in walks.
- Combined with Double A Trenton and short-season Single A Staten Island in **2018** to hit .193 (38x197) with nine doubles, six HR, 27 RBI and 28 walks.
- Hit .268 (66x248) in **2017** with 12 doubles, 13 HR, 43 RBI and 37 walks in 73 games with Class A Tampa.
- With Single A Charleston in **2016**, was named to the SAL Postseason All-Star Team after finishing second in the South Atlantic League in HR (21) and pacing the league with a 18.24 AB/HR ratio (383AB/21HR)...led the SAL and tied for third in the minors with four multi-HR games...tied for the highest homer total among Yankees minor leaguers and ranked fifth in RBI (70) to earn MiLB.com Organization All-Star honors.
- Was named a **2015** GCL Postseason All-Star with the GCL Yankees 1, batting .363 (45x124) with nine doubles, one triple, 8 HR, 29 RBI and 17 walks in 41 games...ranked third in the GCL in home runs and extra-base hits (18) and tied for third in RBI.
- Spent his first professional season in **2014** with the Yankees rookie ball team, hitting .286 (10x35) with four doubles and five RBI in 11 games.

CHRISTOPHER RYAN GITTENS

Year	Team	AVG	G	AB	R	H	2B	3B	HR	RBI	BB	SO	SB	CS	OBP	SLG	SF	SH	HB	E
2014	GCL Yankees 2 (R)	.286	11	35	6	10	4	0	0	5	7	10	0	0	.400	.400	2	0	1	1
2015	GCL Yankees 1 (R)	.363	41	124	25	45	9	1	8	29	17	33	2	2	.452	.645	1	0	4	1
	Tampa (A)	.143	5	14	0	2	0	0	0	1	1	3	0	0	.200	.143	0	0	0	0
2016	Charleston (A)	.253	107	383	57	97	23	0	21	70	56	126	4	2	.359	.478	3	0	9	16
2017	Tampa (A)	.266	73	248	35	66	12	0	13	43	37	79	1	1	.372	.472	0	0	5	6
2018	Trenton (AA)	.197	53	183	21	36	8	0	6	26	27	65	0	1	.300	.339	2	0	1	4
	Staten Island (A)	.143	4	14	0	2	1	0	0	1	1	5	0	0	.200	.214	0	0	0	0
2019	Trenton (AA)	.281	115	398	58	112	16	1	23	77	71	139	0	0	.393	.500	4	0	5	6
2020	--Did not play; Cancellation of minor league season--																			
2021	Scranton/WB (AAA)	.301	45	146	37	44	8	0	14	44	36	46	0	0	.440	.644	1	0	1	3
	NEW YORK (AL)	.111	16	36	1	4	0	0	1	5	7	13	0	0	.250	.194	1	0	0	0
	Somerset (AA)#	.375	2	8	3	3	0	0	1	3	1	2	0	0	.444	.750	0	0	0	0
2022	Rakuten (JPPL)	.242	21	62	4	15	2	0	0	8	11	25	0	0	.365	.274	0	0	1	0
	Rakuten (JPPL)	.351	15	37	11	13	2	0	4	8	13	6	0	0	.500	.730	2	0	0	2
2023	Rakuten (JPPL)	.343	14	35	6	12	4	0	2	15	7	10	0	0	.442	.629	1	0	0	1
MINOR LEAGUE TOTALS		.269	456	1553	242	417	81	2	86	299	254	508	7	6	.378	.489	13	0	26	40
FOREIGN (2 SEASONS)		.299	50	134	21	40	8	0	6	31	31	41	0	0	.426	.493	3	0	1	3
MAJOR LEAGUE TOTALS		.111	16	36	1	4	0	0	1	5	7	13	0	0	.250	.194	1	0	0	0

GITTENS CAREER TRANSACTIONS

- Selected by New York (AL) in the 12th round of the June 2014 draft.
- Signed by Houston as a minor league free agent on Jan. 3, 2024.

GITTENS GAME HIGHS

Hits:1 (4x) -- last, July 23, 2021 at Boston
Home Runs:1 -- June 15, 2021 at Toronto
RBI:3 -- June 17, 2021 at Toronto
Stolen Bases:none
Longest Hitting Streak:2 -- June 15-17, 2021
Career Grand Slams:none

GITTENS CAREER FIELDING

YEAR	POSITION	PCT.	G	PO	A	E	TC	DP
TOTALS	First Base	1.000	13	79	4	0	83	4



NON-ROSTER INVITE

COLTON GORDON

74

LHP

B/T	AGE	WEIGHT
LL	64	217

Born: 12/20/98 in St. Petersburg, FL
Opening Day Age: 25
Contract Status: Signed through 2024
Acquired: Selected in the eighth round of the June 2021 draft.
Resides: Bradenton, FL
ML Service: 0.000

CAREER HIGHLIGHTS

- Left-handed starter is entering just his third career professional season...in his two years (2022-23) in the Astros system, has gone 9-8 with two saves and a 3.61 ERA (73ER/182IP) in 44 appearances (35 starts)...has recorded 229 strikeouts in his 182.0 innings, while allowing a .218 opponent average.
- Despite pitching in just 15 professional games at the time, made one start in the 2023 World Baseball Classic for Team Israel, which came against Team Puerto Rico at loanDepot park in Miami.

MINOR LEAGUE CAREER:

- The **2023** season was his first full season as a professional...combined to go 7-7 with a 4.14 ERA (59ER/128.1IP) in 29 games (24 starts) between Double A Corpus Christi (20g/18gs) and Triple A Sugar Land (9g/6gs)...prior to the season, was on Team Israel's roster in the World Baseball Classic...made one start in the WBC, which came against Team Puerto Rico at loanDepot park in Miami...allowed four runs in 1.0 innings in the start...got the first two outs (Francisco Lindor, Kiké Hernandez) before running into trouble in the inning.
- In his return season from Tommy John surgery in **2022**, pitched with four different teams in the Astros minor league system...combined to go 2-1 with a 2.35 ERA (14ER/53.2IP) in 15 games (11 starts) on the season....struck out 78 in his 53.23 innings.

BROADCAST NOTES


- Graduated in 2017 from Lakewood Ranch HS, which is in Bradenton, FL...pitched and hit in high school, going 4-2 with a 1.21 ERA over 10 appearances as a senior...totaled 52.0 innings and had 77 strikeouts...also hit .267 with two doubles, two triples, a home run and 16 RBI in 25 games...finished his high school career ranking as the No. 51 overall prospect in Florida by Perfect Game and as the No. 6 left-handed pitcher in Florida...went undrafted out of high school.
- Began his collegiate career at the University of Florida in 2018, but redshirted that season, and did not appear in a game...transferred to Hillsborough Community College for the 2019 season, where he started 13 games and appeared in 15, tossing a total of 88.2 innings...completed his season with a 2.44 ERA and a 7-4 record with 86 strikeouts...finished his amateur career at Central Florida, playing the 2020-21 seasons for the Knights...had a strong 2021 campaign, going 5-2 with a 2.77 ERA (17ER/55.1IP) and 72 strikeouts in nine starts...had his senior season cut short due to injury, which required Tommy John surgery.
- Following his 2021 season, selected by the Astros in the eighth round of the June 2021 draft...signed by Astros scout Charlie Gonzalez.
- Received his first career invitation to Major League Spring Training camp in 2024...is signed to a minor league contract for the 2024 season.

COLTON ZIMRING GORDON

Year	Team	W	L	ERA	G	GS	CGSHO	SV	IP	H	R	ER	HR	HB	BB	SO	WP	BK	AVG
2022	FCL Astros Blue (R)	0	1	0.00	4	4	0 0	0	7.0	3	1	0	0	0	1	11	0	0	.120
	FCL Astros Orange (R)	0	0	4.50	2	1	0 0	0	6.0	6	3	3	1	0	1	11	0	0	.261
	Fayetteville (A)	0	0	2.21	5	3	0 0	0	20.1	13	5	5	1	0	3	27	0	0	.183
	Asheville (A)	2	0	2.66	4	3	0 0	1	20.1	13	6	6	2	0	3	29	1	0	.178
2023	Corpus Christi (AA)	4	5	3.95	20	18	0 0	1	93.1	75	44	41	9	7	36	121	4	2	.215
	Sugar Land (AAA)	3	2	4.63	9	6	0 0	0	35.0	39	19	18	8	0	22	30	1	2	.277
MINOR LEAGUE TOTALS		9	8	3.61	44	35	0 0	2	182.0	149	78	73	21	7	66	229	6	4	.218

GORDON CAREER TRANSACTIONS

- Selected by Houston in the eighth round of the June 2021 draft.



KENDALL GRAVEMAN

31
RHP

HT	WEIGHT	MLB
6'2"	215	

Born: 12/21/90 in Alexander City, AL

Opening Day Age: 33

Contract Status: Signed through 2024

Acquired: From Chicago (AL) in exchange for C Corey Lee on July 28, 2023.

Resides: Birmingham, AL

ML Service: 8.078

CAREER HIGHLIGHTS

- High-leverage reliever enters his first full season in Houston...has also pitched parts of the 2021-22 seasons with the Astros.
- Has gone 37-34 with 24 saves and a 3.95 ERA (286ER/652IP) in 280 career games (80 starts) from 2014-23...has pitched strictly as a reliever over the last three seasons, excelling in that role...owns a 14-12 record and a 2.81 ERA (63ER/202IP) in 200 career relief appearances...has 202 career strikeouts in his 202.0 innings pitched out of the bullpen
- Among pitchers who have thrown at least 500.0 IP since the start of the 2015 season, Graveman ranks seventh among American League pitchers with a 51.4 groundball percentage.
- Has big game experience in his career, including two scoreless appearances for Team USA in the 2023 WBC...also pitched for the Astros throughout the 2021 **POSTSEASON**, accruing a 1.64 ERA (2ER/11IP) in nine appearances.
- Was the A's Opening Day starter in both 2017 and 2018, with both starts coming against the Angels...went 1-0 with a 5.73 ERA (7ER/11IP) in those games.
- Threw his first career complete-game shutout on Aug. 19, 2016 at CWS, allowing two hits with no walks and five strikeouts on 98 pitches...became the ninth Oakland pitcher since 1987 to throw fewer than 100 pitches over a 9.0-IP shutout.
- In what was his second professional season, was named a 2014 *Baseball America* Minor League **ALL-STAR** and a MiLB.com Organization All-Star after going 14-6 with a 2.15 ERA (34ER/167.1IP) and 115 strikeouts with Class A Lansing, Class A Dunedin, Class AA New Hampshire and Class AAA Buffalo.

2023 SEASON:

- Pitched in two games for Team USA in the 2023 World Baseball Classic, tossing 1.1 scoreless innings.
- Began the season with the White Sox before a midseason trade to Houston.
- Finished the season 5-6 with eight saves and a 3.12 ERA (23ER/66.1IP)...also recorded 66 strikeouts, 13 holds, a 1.31 WHIP and a .214 opponent average.
- Made 23 appearances after rejoining the Astros, in which he posted a 2.42 ERA (6ER/22.1IP)...as an Astro, he posted 24 strikeouts in 22.1 innings, while allowing a .228 (18x79) opponent average...18 of those 23 relief outings were scoreless.

BROADCAST NOTES

- Graduated in 2009 from Russell High School in Alexander City, Ala., where he posted a 1.19 ERA with a .390 batting average...was not drafted out of high school and elected to attend Mississippi State.
- Went 19-13 with a 3.69 ERA in 68 games (48 starts) with MSU...was a three-time SEC Academic Honor Roll recipient (2011-13)...studied mechanical engineering, helping fuel a passion for STEM (Science, Technology, Engineering and Math) in schools...was part of a star-studded group of players at MSU, where he was teammates with Adam Frazier, Hunter Renfroe and Brandon Woodruff.
- Was drafted after his junior season (2012) by the Marlins in the 36th round of the 2012 draft...did not sign and returned to MSU for his senior season (2013)...selected by Toronto in the eighth round of the 2013 draft...signed by Blue Jays scout Brian Johnston.
- In his second professional season (2014), advanced all the way to the Majors with the Blue Jays...that offseason was part of a huge trade between the Blue Jays and Athletics that sent All-Star 3B Josh Donaldson to Toronto...Graveman was one of four players in the return for Donaldson, along with 3B Brett Lawrie and prospects Franklin Barreto and LHP Sean Nolin.
- The Blue Jays and Athletics swap was the first of three trades in Graveman's career with the Astros acquiring him the two other times...Houston also acquired him near the trading deadline in 2021 and in 2023...his acquisition in 2021 was particularly notable, considering the Astros and Mariners were in a division race that July with Graveman serving as the Mariners closer...the trade was made in the middle of a heated three-game series between the two clubs in Seattle with the Mariners walking off on the Astros the night prior to the trade...despite the bad optics at the time, the Mariners surged down the stretch, finishing in second place, 5.0 games back of the Astros.
- Reached the six years of Major League service needed to reach free agency in the 2021 season...signed with the White Sox that offseason to a three-year deal that covered the 2022-24 seasons...is playing for the Astros this season on the final year of that contract.

ASTROS
FRONT OFFICE

ASTROS
COACHING STAFF

GRAVEMAN,
KENDALL

SCOUTING & PLAYER
DEVELOPMENT

2023 SEASON
IN REVIEW

2024
OPPONENTS

HISTORY &
RECORDS

SPRING
TRAINING

MEDIA
INFORMATION

MINUTE MAID
PARK

- Acquired from Chicago (AL) on July 28 in exchange for minor leaguer C Korey Lee.
- Prior to the trade, went 3-4 with eight saves and a 3.48 ERA (17ER/44IP) in 45 appearances with the White Sox...from May 3-June 9, tossed 16.1 scoreless innings in 16 appearances, allowed three hits and
- six walks with 14 strikeouts and a .060 opponent batting average during the streak.
- Made his Astros season debut on July 30 vs. TB.
- Did not make a **POSTSEASON** roster due to right shoulder discomfort.

2022 SEASON:

- In his first season with the White Sox, his 27 holds tied Oakland's Zach Jackson for the American League lead and tied Aaron Bummer (2019) for the third-highest total in White Sox history...became the third Sox pitcher to lead the AL in that category, joining Nate Jones (2016) and Barry Jones (1990).
- Went 3-1 with a 2.22 ERA (10ER/40.2IP) over 39 appearances in the first half and 0-3 with a 4.81 ERA (13ER/24.1IP) in 26 outings after the break.
- Recorded a 2.70 ERA (10ER/33.1IP) with a .650 opponents OPS at home and a 3.69 ERA (13ER/31.2IP) with a .737 OPS on the road.
- His ERA by month: 1.59 (2ER/11.1IP) in April, 3.97 (5ER/11.1IP) in May, 0.90 (1ER/10IP) in June, 4.50 (6ER/12IP) in July, 1.86 (2ER/9.2IP) in August and 5.91 (7ER/10.2IP) in September/October.
- Made his White Sox debut on **OPENING DAY**, April 8 at DET...recorded a hold after working 1.2 scoreless innings.

2021 SEASON:

- Was among AL relief leaders in ERA (3rd, 1.77), opponent OPS (3rd, .536) and opponent avg. (5th, .180)...limited right-handed batters to a .117/.222/.126 (12x103) slash line with one extra-base hit allowed (no home runs).
- Combined to go 5-1 with a 1.77 ERA (11ER/56IP), 61 strikeouts, a .180 (35x194) opponents average, 0.98 WHIP, 10 saves and 11 holds over 53 appearances with Seattle and Houston, his first full season as a Major League reliever...was one of 13 pitchers in baseball to record 10-plus saves and holds.
- Began the season with the Mariners, going 4-0 with a 0.82 ERA (3ER/33IP), 10 saves, 61 strikeouts, a 0.70 WHIP and .136 (110) opponents average.
- Opened the season with a 16.2 IP scoreless streak, going 1-0 with five saves in five chances, four holds, six hits allowed and 17 strikeouts.
- Recorded his first career save on April 13 (Game 1) at Baltimore with a 1-2-3 ninth.
- Went 3-0 with a 0.00 ERA (17.2IP), five saves and 22 strikeouts over 17 apps. from July 22-Aug. 11.
- Went 2-0 with a 0.95 ERA (3ER/28.1IP), eight saves and a .130 (12x92) average in the first half...his 0.95 ERA ranked third among pitchers with at least 25.0 IP.
- Was traded to the Astros on July 27 with RHP Rafael Montero in exchange for RHP Joe Smith and IF Abraham Toro...made 23 appearances with Houston during the regular season, posting a 3.13 ERA (8ER/23IP) with seven holds.
- Made his Astros debut on July 30 at San Francisco, retiring all four batters with three strikeouts...his first five appearances with Houston were scoreless (5.1 IP).
- Pitched in nine games during the **POSTSEASON**, recording a 1.64 ERA (2ER/11IP) with two holds and 11 strikeouts as the Astros advanced to the World Series...threw 2.0 scoreless IP in Game 6 of the ALCS vs. Boston and Game 5 of the World Series at Atlanta.

2020 SEASON:

- Was limited by neck spasms to 11 games (two starts).
- Suffered the loss in his season debut on July 27 at Houston, allowing seven runs (six earned) on six hits with seven strikeouts over 4.0 IP...gave up his only two home runs of the season.
- The start marked his first Major League appearance since May 11, 2018 at Yankee Stadium (807 days between MLB outings).
- After his second start of the season, was placed on the 10-day injured list on Aug. 4 (retro to Aug. 3) with a neck spasm...appeared in two intrasquad games at the alternate site in Tacoma, Wash., before being reinstated on Aug. 31...his final nine appearances came out of the bullpen.

2019 SEASON:

- Spent the majority of the season on the Cubs injured list as he recovered from Tommy John surgery performed in July 2018.
- Made two rehab appearances in the Cubs system on the season.

2018 SEASON:

- Was limited by injury to seven starts with Oakland and four with Class AAA Nashville.
- Made his second straight **OPENING DAY** start for the A's on May 29 vs. the Angels, allowing five runs over 5.0 IP of a ND.

- Went 0-5 with a 8.89 ERA (28ER/28.1IP) over his first six starts before being optioned to Nashville on April 26...was recalled on May 11 and ended his five-game losing streak that night at the Yankees, allowing one run over 6.0 IP.
- Was optioned back to Nashville on May 15 and was placed on the injured list on May 27 with a right forearm strain...underwent Tommy John surgery on July 30...was recalled by Oakland on Sept. 1 and placed on the 60-day injured list.

2017 SEASON:

- Went 5-0 with a 2.94 ERA (22ER/67.1IP) over 11 home starts...joined Kenny Rogers (1998) and Todd Burns (1988) as the only pitchers in Oakland history to go unbeaten at home with five or more decisions.
- Made his first career **OPENING DAY** start on April 3 vs. the Angels, allowing two runs with seven strikeouts over 6.0 IP in a 4-2 victory.
- Was 2-0 with a 2.00 ERA (4ER/17IP) in his first three starts when he was placed on the IL on April 17 with a right shoulder strain...was reinstated on April 27 and went 0-2 with a 4.97 ERA (16ER/29IP) in five starts before returning to the IL on May 26.
- Was sent to Nashville on a rehab assignment on July 19 and made three starts before being reinstated on Aug. 3...struck out eight on Aug. 13 vs. Baltimore to begin a stretch where he went 4-1 with a 3.35 ERA (19ER/51IP) over his final nine starts.

2016 SEASON:

- Set career bests in every category, including wins (10), starts (31), complete games (two), IP (186.0) and strikeouts (108).
- Ranked fourth in the American League in groundball to flyball ratio (2.40) and tied for fifth in complete games.
- His 47 walks were the fewest in Athletics franchise history by a team leader...issued one or no walks in 18 of his 31 starts.
- Struck out a career-high eight batters over 6.1 IP in a victory at Yankee Stadium on April 20.
- Won four straight starts from July 4-23, posting a 2.35 ERA (8ER/30.2IP)...recorded his second career CG on July 23 vs. Tampa Bay, allowing three runs in a 4-3 victory (102 pitches).
- Threw his first career complete-game shutout on Aug. 19 at the White Sox, allowing two hits with no walks and five strikeouts (98 pitches)...became the ninth Oakland pitcher since 1987 to throw fewer than 100 pitches over a 9.0-IP shutout.

2015 SEASON:

- Opened the season in the Oakland rotation and made 21 starts over two stints before suffering an oblique injury.
- Ranked among the AL rookie leaders in starts (T-4th, 21), IP (5th, 115.2), strikeouts (9th, 77) and wins (T9th, 6).
- Made his first career start on April 9 vs. Texas (7 ER/3.1 IP)...earned his first win on April 14 (5.1 scoreless IP).
- Registered his first career complete game in a 1-0 loss on June 13 at the Angels, giving up one run over 8.0 IP.
- Threw 7.0-plus IP with two runs or fewer allowed over six straight starts from June 7-July 4, the longest streak by an A's rookie.
- Recorded a then career-high, 19.0 IP scoreless streak from June 24-July 10, including 7.0 IP in back-to-back wins on June 29 and July 4.
- Was placed on the 15-day injured list on Aug. 24 with a strained left oblique and missed the remainder of the season.

2014 SEASON:

- Was named a Baseball America Minor League All-Star and a MiLB.com Organization All-Star after going 14-6 with a 2.15 ERA (34ER/167.1IP) and 115 strikeouts with Class A Lansing, Class A Dunedin, Class AA New Hampshire and Class AAA Buffalo.
- His contract was selected from Buffalo on Sept. 2...made his MLB debut in relief on Sept. 5 at Boston, allowing a single to Yoenis Céspedes, his lone batter faced.

MINOR LEAGUE CAREER:

- Made his pro debut with Class A Lansing in **2013**, where he made 10 starts.

PERSONAL:

- Kendall and his wife, Victoria, reside in Birmingham, AL, in the offseason with their daughter, Lyla.

ASTROS
FRONT OFFICEASTROS
COACHING STAFFGRAVEMAN,
KENDALLSCOUTING & PLAYER
DEVELOPMENT2023 SEASON
IN REVIEW2024
OPPONENTSHISTORY &
RECORDSSPRING
TRAININGMEDIA
INFORMATIONMINUTE MAID
PARK

KENDALL CHASE GRAVEMAN

Year	Team	W	L	ERA	G	GS	CG	SHO	SV	IP	H	R	ER	HR	HB	BB	SO	WP	BK	AVG
2013	Lansing (A)	1	3	4.31	10	10	0	0	0	39.2	41	23	19	3	1	13	25	0	1	.266
2014	Lansing (A)	2	0	0.34	4	4	0	0	0	26.1	11	2	1	0	0	6	25	0	0	.126
	Dunedin (A)	8	4	2.23	16	16	0	0	0	96.2	89	29	24	1	4	18	64	2	0	.243
	New Hampshire (AA)	1	0	1.50	1	1	0	0	0	6.0	8	1	1	0	0	2	4	0	0	.364
	Buffalo (AAA)	3	2	1.88	6	6	0	0	0	38.1	34	8	8	1	0	5	22	0	0	.245
	TORONTO	0	0	3.86	5	0	0	0	0	4.2	4	2	2	0	0	0	4	1	0	.222
2015	OAKLAND	6	9	4.05	21	21	1	0	0	115.2	126	57	52	15	5	38	77	4	0	.276
	Nashville (AAA)	2	1	1.85	4	4	0	0	0	24.1	20	9	5	1	0	9	14	0	0	.213
2016	OAKLAND	10	11	4.11	31	31	2	1	0	186.0	196	87	85	22	7	47	108	2	0	.271
2017	OAKLAND	6	4	4.19	19	19	0	0	0	105.1	114	50	49	12	4	32	70	5	0	.280
	Nashville (AAA)#	0	1	7.20	3	3	0	0	0	10.0	18	12	8	1	4	4	7	2	0	.383
2018	OAKLAND	1	5	7.60	7	7	0	0	0	34.1	44	32	29	9	1	13	27	2	0	.306
	Nashville (AAA)	2	1	4.50	4	4	0	0	0	24.0	35	14	12	3	2	7	16	1	0	.365
2019	AZL Cubs (R)#	0	0	3.00	1	1	0	0	0	3.0	3	1	1	0	0	0	6	1	0	.250
	Iowa (AAA)#	0	0	3.00	1	1	0	0	0	3.0	2	1	1	1	0	1	2	0	0	.200
2020	SEATTLE	1	3	5.79	11	2	0	0	0	18.2	15	13	12	2	0	8	15	0	0	.221
2021	SEATTLE	4	0	0.82	30	0	0	0	10	33.0	15	7	3	2	3	8	34	2	0	.136
	Tacoma (AAA)#	0	0	9.00	1	0	0	0	0	1.0	1	1	1	0	0	1	2	1	0	.250
	HOUSTON	1	1	3.13	23	0	0	0	0	23.0	20	8	8	1	5	12	27	1	0	.238
2022	CHICAGO (AL)	3	4	3.18	65	0	0	0	6	65.0	65	29	23	5	3	26	66	3	0	.257
2023	CHICAGO (AL)	3	4	3.48	45	0	0	0	8	44.0	33	20	17	6	5	20	42	2	0	.208
	HOUSTON	2	2	2.42	23	0	0	0	0	22.1	18	7	6	3	0	16	24	1	1	.228
MINOR LEAGUE TOTALS		19	12	2.68	51	50	0	0	0	272.1	262	101	81	11	11	66	187	7	1	.254
MAJOR LEAGUE TOTALS		37	43	3.95	280	80	3	1	24	652.0	650	312	286	77	33	220	494	23	1	.260
# Rehab assignment																				

DIVISION SERIES RECORD

Year	Team/Opponent	W	L	ERA	G	GS	CG	SHO	SV	IP	H	R	ER	HR	HB	BB	SO	WP	BK	AVG
2021	HOU/CWS	0	0	3.00	3	0	0	0	0	3.0	3	1	1	0	1	2	1	0	0	.250

CHAMPIONSHIP SERIES RECORD

Year	Team/Opponent	W	L	ERA	G	GS	CG	SHO	SV	IP	H	R	ER	HR	HB	BB	SO	WP	BK	AVG
2021	HOU/BOS	1	0	0.00	3	0	0	0	0	4.0	2	0	0	0	0	2	5	0	0	.154

WORLD SERIES RECORD

Year	Team/Opponent	W	L	ERA	G	GS	CG	SHO	SV	IP	H	R	ER	HR	HB	BB	SO	WP	BK	AVG
2021	HOU/ATL	0	0	2.25	3	0	0	0	0	4.0	2	1	1	1	0	0	5	0	0	.143

GRAVEMAN CAREER TRANSACTIONS

- Selected by Toronto in the eighth round of the June 2013 Draft.
- Acquired by Oakland from Toronto along with IF Franklin Barreto, IF Brett Lawrie and LHP Sean Nolin in exchange for IF Josh Donaldson on Nov. 28, 2014.
- On Injured List, Aug. 24-Nov. 3, 2015 (strained left oblique).
- On Injured List, April 17-27, 2017 (strained right shoulder).
- On Injured List, May 29-Aug. 3, 2017 (strained right shoulder).
- On Injured List, Sept. 1-Oct. 31, 2018 (torn right ulnar collateral ligament).
- Signed by Chicago (NL) as a free agent on Dec. 23, 2018.
- On Injured List, Feb. 13-Nov. 3, 2019 (recovery from Tommy John surgery).
- Signed by Seattle as a free agent on Nov. 26, 2019.
- On Injured List, Aug. 3-Sept. 1, 2020 (neck spasms).
- On Injured List, May 23-June 10, 2021 (health & safety protocols).
- Acquired by Houston from Seattle along with RHP Rafael Montero in exchange for RHP Joe Smith and IF Abraham Toro on July 27, 2021.
- Acquired by Chicago (AL) as a free agent on Nov. 30 2021.
- Acquired by Houston from Chicago (AL) in exchange for C Korey Lee on July 28, 2023.

GRAVEMAN CAREER HIGHS

Longest Winning Streak: 6 (2x) -- last, Sept. 26, 2020-Aug. 25, 2021
Longest Losing Streak: 6 -- July 10, 2015-April 7, 2016
Strikeouts: 8 (2x) -- last, Aug. 13, 2017 vs. Baltimore
Walks: 4 (5x) -- last, April 25, 2018 at Texas
Innings (starter): 9.0 (2x) -- last, Aug. 19, 2016 at Chicago (AL)
Innings (relief): 2.0 (5x) -- last, April 14, 2022 vs. New York (AL)
Low-Hit Game (CG): 2 -- Aug. 19, 2016 at Chicago (AL)



JOSH HADER

71
LHP

DOT	HEIGHT	WEIGHT
L/L	6'3	188

Born: 4/7/94 in Millersville, MD
Opening Day Age: 29
Contract Status: Signed through 2028
Acquired: Signed as a free agent on Jan. 22, 2024.
Resides: Scottsdale, AZ
ML Service: 6.115

CAREER HIGHLIGHTS

- Left-handed reliever is a five-time National League All-Star (2018-19, 2021-23), a three-time Trevor Hoffman NL Reliever of the Year (2018-19, 2021) winner, a two-time All-MLB First Team (2019, 2021) recipient and a five-time NL Reliever of the Month.
- Since making his MLB debut in 2017 and through the 2023 season, has been one of the most dominant relievers in baseball...for his career, he has earned 165 saves while posting a 2.50 ERA and a 0.94 WHIP, allowing just 210 hits in 388.2 innings pitched for a .156 opponent average...from 2017-23, Hader led all relievers in opponent average (.156), WHIP (0.94) and strikeouts per 9.0 innings pitched ratio (15.01), and ranked second in ERA (2.50).
- Among all MLB pitchers with at least 350.0 career innings pitched, Hader's career strikeouts per 9.0 innings pitched ratio (15.01) and career opponent batting average (.156) are each the best in MLB history while his career WHIP (0.94) ranks second.
- Hader and bullpen mate RHP Ryan Pressly ranked second and fourth in the Majors in saves from 2020-23 season with 116 and 102 saves, respectively...Hader and Pressly also hold the distinction of sharing the MLB record for most consecutive scoreless appearances with 40...Pressly set the record over the course of the 2018-19 seasons while Hader tied his mark over the 2021-22 seasons.
- Additionally, left-handed hitters are just 51x349 (.146) vs. Hader in his career...his .146 opponent batting average vs. left-handed hitters is the lowest in the Majors since 2017 (min. 300 batters faced), with RHP Edwin Díaz the next-closest (.160).
- Hader has also shined in the **POSTSEASON** in his career, posting a 1.37 ERA (3ER/19.2IP) in 16 playoff appearances, allowing a .152 opponent average while tallying 33 strikeouts in just 19.2 innings pitched.
- Was selected to his fifth career ALL-STAR Game in 2023...posted a 1.28 ERA (11ER/56.1IP) to go with 33 saves in 61 games...among NL relievers, he ranked second in ERA, second in strikeouts-per-nine-innings (13.58), fourth in opponent OPS (.508) and tied for fifth in saves...his 1.28 ERA in 2023 was the second-lowest ERA in a single season in his career, trailing only his 1.23 ERA in 2021 with Milwaukee.

BROADCAST NOTES

- A native of Millersville, MD, Hader grew up just 18 miles south of Baltimore and an Orioles fan...he wanted to be a catcher growing up, but realized that left-handed throwing catchers were not a thing, so he focused on pitching.
- He would graduate from Old Mill Senior High School in Millersville and was drafted by his hometown team in the 19th round of the 2012 draft.
- After just a year and a half in the Orioles system, was traded to Houston, along with OF L.J. Hoes and a Competitive Balance Round A pick, in exchange for RHP Bud Norris, on July 31, 2013...the Astros used the comp pick on OF Derek Fisher.
- The Astros were in the middle of a rebuild at the time of acquiring Hader, who joined a talented group in the club's farm system...in 2015, at Double A Corpus Christi, Hader played alongside future Major League All-Stars SS Carlos Correa, RHP Chris Devenski, OF Teoscar Hernández, RHP Lance McCullers Jr. and RHP Joe Musgrove...that team dominated with an 89-51 record and a Texas League South Division title.
- While pitching at Corpus Christi, Hader met his future wife, Maria...the couple now has one son, Lucas, who was born in June of 2022.
- Hader spent two years with the Astros before he was part of another trade deadline move, this time going to the Brewers along with RHP Adrian Houser, OF Brett Phillips and OF Domingo Santana in exchange for OF Carlos Gomez, RHP Mike Fiers and cash, on July 30, 2015...the Astros were pushing for a postseason appearance in 2015 and viewed Gomez as a piece that could help them get there...he paid dividends that season, homering twice in the 2015 Postseason, including a solo homer in the Astros 3-0 win in the Wild Card Game at Yankee Stadium.
- Meanwhile, Hader blossomed into one of the best relievers in the game after his acquisition by the Brewers...he spent parts of six Major League seasons in Milwaukee before being traded again at the trading deadline to San Diego on Aug. 1, 2022...the Brewers acquired four players in exchange for Hader.
- After spending the 2023 season in San Diego, reached free agency and signed a five year contract with the Astros on Jan. 22, 2024...the deal will keep him in an Astros uniform through the 2028 season.

ASTROS
FRONT OFFICE

ASTROS
COACHING STAFF

HADER, JOSH

SCOUTING & PLAYER
DEVELOPMENT

2023 SEASON
IN REVIEW

2024
OPPONENTS

HISTORY &
RECORDS

SPRING
TRAINING

MEDIA
INFORMATION

MINUTE MAID
PARK

- Recorded a 2.48 ERA (87ER/316.1IP) and 125 saves in parts of six seasons with the Brewers (2017-22)...the 2.48 ERA ranks third in Milwaukee history among relievers with at least 75 innings pitched with the club...he also ranks second in Milwaukee history in saves, trailing only Dan Plesac (133).
- Has won six National League Reliever of the Month Awards, most-recently in April 2023 with San Diego.
- Was the 2014 California League Pitcher of the Year in 2015 with High A Lancaster in the Astros system... was also a two-time MiLB.com Organizational **ALL-STAR**, earning the honor in 2014 in the Astros system and 2016 in the Brewers system...selected to play for the U.S. Team in the 2016 Futures Game, striking out the lone batter he faced.

2023 SEASON:

- In his first full season with the Padres, he went 2-3 with a 1.28 ERA (8ER/56.1IP), 1.101 WHIP and .163 opponent batting average, matching his career high with 61 appearances.
- Ranked second in the NL in ERA, second in strikeouts-per-nine-innings (13.6), fourth in opponent OPS (.508) and tied for fifth in saves.
- Posted the third-lowest ERA by a reliever in San Diego history (min. 50 IP), trailing only RHP Cla Meredith (1.07 ERA in 2006) and RHP Kirby Yates (1.19 ERA in 2009).
- Was selected as an ALL-STAR for the fifth time in his career...tossed a scoreless inning of relief in the contest.
- Converted all 10 of his save opportunities and owned a 0.69 ERA (1ER/13IP) through 13 April appearances, earning him NL Reliever of the Month honors.
- Led the Majors with a 0.31 ERA (1ER/29IP) at home (min. 30 IP)...was the second-lowest home ERA in the Majors in a single season since 2017, trailing only Baltimore LHP Cionel Perez (0.26 ERA in 2022).
- Record reverse split, holding right-handed hitters to a .146 batting average (23x157) while left-handed hitters batted .231 (9x39).
- Logged a career-best 36.5-percent ground ball rate.
- Was scoreless in 52 of his 61 appearances on the year and did not surrender an earned run in 55 of his 61 outings.
- Had a 0.82 ERA (2 ER, 22.0 IP), 0.73 WHIP and .096 opponent batting average, also converting 13 of his 15 save opportunities, across his first 22 appearances from April 1-May 26.
- Per Baseball Savant, he ranked in the 90th percentile or greater in the following metrics among Major League pitchers: xBA (100th percentile, .156), xERA (99th, 2.36), K % (99th, 36.8%), hard-hit % (97th, 28.3%), chase % (92nd, 33.6%), barrel % (92nd, 4.4%) and whiff % (91st, 33.1%).

2022 SEASON:

- Began the year with Milwaukee and was dealt to San Diego on Aug. 1...combined to go 2-5 with a 5.22 ERA (29ER/50IP) and 36 saves in 56 games... was one save away from matching his career high of 37, set in 2019.
- Was awarded the National League Reliever of the Month for April...held opponents to a .167 batting average, allowing just two hits, converted all 10 of his save opportunities and posted a 0.64 WHIP.
- Recorded the 500th strikeout of his career on May 10 at Cincinnati, doing so in 293.2 innings...became the second-fastest to reach the mark, behind only LHP Aroldis Chapman (292.0 IP).
- Had a scoreless streak of 40 appearances snapped on June 5...matched Astros teammate Ryan Pressly for the longest such streak in MLB history...Hader's streak began on Aug. 1, 2021...was scoreless in his first 18 appearances of the 2022 season, setting a Major League record...the previous record was 12 straight scoreless appearances to open a season, Lee Smith in 1994 with BAL and José Mesa in 2005 with PIT.
- Despite an up-and-down year, he logged a 0.79 ERA and converted seven-of-eight save opportunities over his final 12 appearances of the regular season.
- Tossed 5.1 scoreless innings, struck out 10 batters and picked up four saves in five POSTSEASON appearances.
- Finished the Padres' Wild Card Series-clinching Game 3 win at NYY with a scoreless inning.
- Notched the first four-out save of his postseason career in Game 2 of the NLDS vs. LAD.
- Struck out Mookie Betts, Trea Turner and Freddie Freeman on just 10 pitches to seal the Padres' NLDS-clinching win vs. LAD in Game 4.
- Additionally, he struck out the side in his lone NLCS appearance vs. PHI...the three strikeouts gave him eight straight strikeouts dating back to his NLDS outings, becoming the first pitcher in MLB postseason history to strike out eight straight hitters.

2021 SEASON:

- Won his third career Trevor Hoffman National League Reliever of the Year Award, going 4-2 with a career-best 1.23 while converted 34-of-35 save opportunities in 60 outings with the Brewers... became the first pitcher in either league to win three Reliever of the Year Awards.
- Named to his fourth career ALL-STAR team and was selected to the All-MLB First Team for the second time in his career (also 2019).

- Led Major League relievers with a 15.65 strikeout-per-nine-innings ratio...led NL relievers and was fourth among MLB relievers with 102 strikeouts...ranked fourth in the NL in saves.
- Awarded the NL Reliever of the Month for June...tossed 11 scoreless innings and had eight saves while striking out 18 batters and holding opponents to a .086 batting average.
- Was scoreless in his final 21 appearances (20.1 IP) of the regular season (Aug. 1-Oct. 3), logging 13 saves in that stretch.
- Tossed a perfect ninth inning on Sept. 11 at CLE, completing the second no-hitter in Brewers history in a combined effort with RHP Corbin Burnes (8.0 IP).
- Made two POSTSEASON appearances in the NLDS vs. ATL...recorded the first save of his postseason career in Game 1.
- Was on the COVID-19 IL from Aug. 2-11.

2020 SEASON:

- Led the National League with 13 saves while going 1-2 with a 3.79 ERA (8ER/19IP) in 21 appearances in the pandemic-shortened season.
- Ranked fourth among NL relievers in opponent batting average (.123).
- Did not surrender a hit in his first 12 outings of the year, setting a Major League record for hitless appearances to start a season.
- Additionally, did not allow a hit through the first 35 batters he faced on the year, tying Hal Newhouser (DET in 1942) and Brad Clontz (LAD in 1998) for the longest such streak to open a season in the Modern Era (since 1901).
- Matched LHP Billy Wagner's (NYM, 2008) MLB record by not allowing a hit and tossing at least 1.0 inning through his first nine appearances of the season.
- Made his lone POSTSEASON appearance in Game 2 of the NL Wild Card Series at LAD...struck out two batters in 1.1 innings of relief.

2019 SEASON:

- Won his second straight Trevor Hoffman NL Reliever of the Year Award after going 3-5 with a 2.62 ERA and setting career highs in saves (37) and appearances (61).
- Selected to his second career ALL-STAR game and was named to the inaugural All-MLB Team First Team.
- Was second in the NL and tied for third in the Majors in saves...trailed only Padres RHP Kirby Yates (41 saves) in the NL.
- Set a Brewers record for single-season saves by a left-handed reliever, surpassing Dan Plesac (33 saves in 1989).
- Led Major League relievers with 138 strikeouts, doing so in just 75.2 innings...ranked second among MLB relievers with a .155 opponent batting average, trailing only Boston RHP Brandon Workman (.123).
- Posted a Major League-leading nine saves of at least 2.0 innings pitched...made 14 appearances of at least 2.0 innings, with the Brewers going 13-1 in those appearances.
- Named NL Reliever of the Month for May (10 G, 0.71 ERA, 6 SV, 12.2 IP, 21 SO, .098 AVG) and June (9 G, 0.68 ERA, 7 SV, 13.1 IP, 25 SO, .050 AVG).
- Picked up the losing decision in the NL Wild Card Game vs. WAS in his only POSTSEASON outing...surrendered three runs (2 ER) in the eighth inning.

2018 SEASON:

- Received his first career Trevor Hoffman NL Reliever of the Year Award...went 6-1 with a 2.43 ERA (22ER/88.1IP) and 55 relief appearances...finished seventh in NL Cy Young Award voting.
- Selected to his first career ALL-STAR game and was a member of his first career OPENING DAY roster.
- Led Major League relievers with 143 strikeouts, also setting an MLB record for strikeouts in a single season by a left-handed reliever...was tied for eighth for the most strikeouts of any MLB reliever in a single season.
- Posted an NL-leading .132 opponent batting average and was second in the Majors in the category, trailing only Rangers RHP Jose Leclerc (.126).
- Recorded 16 straight outs via a strikeout from Sept. 7-21, setting an MLB Expansion Era record (since 1962).
- Logged seven saves of at least 2.0 innings, which led the Majors.
- Made a total of 23 appearances of at least 2.0 innings, with the Brewers going 23-0 in those outings.
- Named the NL Reliever of the Month for March/April...posted a 1.00 ERA with 39 strikeouts while recording four saves in 11 appearances (18.0 IP).
- Picked up the first save of his Major League career on April 14 at NYY.
- Appeared in his first career POSTSEASON and notched seven scoreless appearances through the NLDS vs. COL and NLCS vs. vs. LAD...struck out 16 batters through 10 innings pitched while holding opponents to a .152 batting average.



2017 SEASON:

- In his Major League debut season, went 2-3 with a 2.08 ERA in 35 relief appearances with the Brewers.
- Was recalled to the Brewers active roster on June 9 and made his Major League debut on June 10 at Arizona (1.0 IP, 0 H, 0 R, 2 BB, 1 SO).
- Was tied for second among Major League rookie relievers with 68 strikeouts, trailing only NYM RHP Paul Sewald (69 SO).
- Ranked second among NL relievers with a .156 opponent batting average, trailing only CHC RHP Carl Edwards Jr. (.134).
- Began the season with Triple A Colorado Springs and was ranked as the Brewers' No. 2 prospect, per *Baseball America*.

MINOR LEAGUE CAREER:

- Made a combined 25 starts between Triple A Colorado Springs and Double A Biloxi in **2016**... was selected to play for the U.S. Team at the 2016 Futures Games at Petco Park, striking out the only batter he faced in the game...went 2-1 with a 0.95 ERA (6ER/57IP) with Biloxi, earning him Mid-Season Southern League **ALL-STAR** honors.
- Began **2015** in the Astros organization before being traded to the Brewers on July 30 as part of a package for OF Carlos Gomez...went 4-7 with a 3.03 ERA in 24 combined games (17 starts) between Double A Corpus Christi and Double A Biloxi... was rated as the 10th-best prospect in the Astros organization at the beginning of the season, per *Baseball America*.
- Was named the California League Pitcher of the Year in **2014**, going 10-3 with a 3.28 ERA and two saves in 27 games (19 starts) Double A Corpus Christi and High A Lancaster in the Houston organization.
- Started the **2013** campaign with the Baltimore organization and was dealt to Houston on July 31 as part of a package for RHP Bud Norris...appeared with Single A Delmarva (BAL) and Single A Quad Cities (HOU), going a combined 5-6 with a 2.77 ERA in 22 starts...was named a South Atlantic League Mid-Season **ALL-STAR** for his work with Single A Delmarva.
- Made his pro debut in **2012**, going 2-0 with a 1.88 ERA and two saves in 17 relief appearances between Single A Aberdeen and the Gulf Coast League Orioles.

JOSH RONALD HADER

Year	Team	W	L	ERA	G	GS	CG	SHO	SV	IP	H	R	ER	HR	HB	BB	SO	WP	BK	AVG
2012	GCL Orioles (R)	2	0	2.66	12	0	0	0	2	20.1	12	7	6	2	2	7	35	3	0	.174
	Aberdeen (A)	0	0	0.00	5	0	0	0	0	8.1	2	0	0	0	1	2	13	0	0	.074
2013	Delmarva (A)	3	6	2.65	17	17	0	0	0	85.0	67	41	25	4	6	42	79	7	0	.215
	Quad Cities (A)	2	0	3.22	5	5	0	0	0	22.1	14	8	8	0	4	12	16	1	1	.182
2014	Lancaster (A)	9	2	2.70	22	15	0	0	2	103.1	76	41	31	9	10	38	112	10	0	.206
	Corpus Christi (AA)	1	1	6.30	5	4	0	0	0	20.0	16	14	14	2	3	16	24	3	0	.216
2015	Corpus Christi (AA)	3	3	3.17	17	10	0	0	1	65.1	60	31	23	5	4	24	69	4	0	.237
	Biloxi (AA)	1	4	2.79	7	7	0	0	0	38.2	27	13	12	3	3	11	50	5	0	.200
2016	Biloxi (AA)	2	1	0.95	11	11	0	0	0	57.0	38	7	6	1	3	19	73	2	0	.194
	Colorado Springs (AAA)	1	7	5.22	14	14	0	0	0	69.0	63	42	40	5	3	36	88	2	1	.245
2017	Colorado Springs (AAA)	3	4	5.37	12	12	0	0	0	52.0	49	32	31	14	0	31	51	1	0	.253
	MILWAUKEE	2	3	2.08	35	0	0	0	0	47.2	25	11	11	4	4	22	68	0	0	.156
2018	MILWAUKEE	6	1	2.43	55	0	0	0	12	81.1	36	23	22	9	1	30	143	0	1	.132
2019	MILWAUKEE	3	5	2.62	61	0	0	0	37	75.2	41	24	22	15	4	20	138	0	0	.155
2020	MILWAUKEE	1	2	3.79	21	0	0	0	13	19.0	8	8	8	3	3	10	31	2	0	.123
2021	MILWAUKEE	4	2	1.23	60	0	0	0	34	58.2	25	8	8	3	2	24	102	3	2	.127
2022	MILWAUKEE	1	4	4.24	37	0	0	0	29	34.0	26	16	16	7	1	12	59	2	0	.203
	SAN DIEGO	1	1	7.31	19	0	0	0	7	16.0	17	14	13	1	3	9	22	3	0	.270
2023	SAN DIEGO	2	3	1.28	61	0	0	0	33	56.1	32	11	8	3	3	30	85	3	0	.163
MINOR LEAGUE TOTALS		27	28	3.26	127	95	0	0	5	541.1	424	236	196	45	39	238	610	38	2	.216
MAJOR LEAGUE TOTALS		20	21	2.50	349	0	0	0	165	388.2	210	115	108	45	21	157	648	13	3	.156

WILD CARD SERIES RECORD

Year	Team/Opponent	W	L	ERA	G	GS	CG	SHO	SV	IP	H	R	ER	HR	HB	BB	SO	WP	BK	AVG
2019	MIL/WSH	0	1	18.00	1	0	0	0	0	1.0	2	3	2	0	1	1	2	0	0	.500
2020	MIL/LAD	0	0	0.00	1	0	0	0	0	1.1	0	0	0	0	0	0	2	0	0	.000
2022	SD/NYM	0	0	0.00	1	0	0	0	0	1.0	0	0	0	0	0	0	1	0	0	.000
TOTALS		0	1	5.40	3	0	0	0	0	3.1	2	3	2	0	1	1	5	0	0	.182

DIVISION SERIES RECORD

Year	Team/Opponent	W	L	ERA	G	GS	CG	SHO	SV	IP	H	R	ER	HR	HB	BB	SO	WP	BK	AVG
2018	MIL/COL	0	0	0.00	3	0	0	0	0	2.1	0	0	0	0	0	0	4	0	0	.000
2021	MIL/ATL	0	1	4.50	2	0	0	0	1	2.0	2	1	1	1	0	1	3	0	0	.250
2022	SD/LAD	0	0	0.00	3	0	0	0	3	3.1	1	0	0	0	0	1	6	0	0	.091
TOTALS		0	1	1.17	8	0	0	0	4	7.2	3	1	1	1	0	2	13	0	0	.115

CHAMPIONSHIP SERIES RECORD

Year	Team/Opponent	W	L	ERA	G	GS	CG	SHO	SV	IP	H	R	ER	HR	HB	BB	SO	WP	BK	AVG
2018	MIL/LAD	0	0	0.00	4	0	0	0	0	7.2	5	0	0	0	0	1	12	0	0	.192
2022	SD/PHI	0	0	0.00	1	0	0	0	1	1.0	0	0	0	0	0	0	3	0	0	.000
TOTALS		0	0	0.00	5	0	0	0	1	8.2	5	0	0	0	0	1	15	0	0	.172

HADER CAREER TRANSACTIONS

- Selected by Baltimore in the 19th round of the June 2012 draft.
- Acquired by Houston from Baltimore along with OF L.J. Hoes and a 2014 Competitive Balance Round A pick in exchange for RHP Bud Norris on July 31, 2013.
- Acquired by Milwaukee from Houston along with RHP Adrain Houser, OF Brett Phillips and OF Domingo Santa in exchange for RHP Mike Fiers, OF Carlos Gomez and cash considerations on July 30, 2015.
- On Injured List, Aug. 2-12, 2021 (health & safety protocols).
- Acquired by San Diego from Milwaukee in exchange for LHP Robert Gasser, RHP Dinelson Lamet, LHP Taylor Rogers and OF Esteury Ruiz on Aug. 1, 2022.
- Signed by Houston as a free agent on Jan. 22, 2024.

HADER CAREER HIGHS

Longest Winning Streak:	5 -- Sept. 26, 2017-July 30, 2018
Longest Losing Streak:	4 (2x) -- last, Aug. 19, 2022-Aug. 30, 2023
Strikeouts:	8 -- April 30, 2018 at Cincinnati
Walks:	5 -- Aug. 29, 2020 vs. Pittsburgh
Innings (starter):	none
Innings (relief):	3.0 (4x) -- last, July 3, 2018 vs. Minnesota
Low-Hit Game (CG):	none



QUINCY HAMILTON

82
OF

BAT: RHT
LVL: 5'9" 222

Born: 6/12/98 in Anchorage, AK

Opening Day Age: 25

Contract Status: Signed through 2024

Acquired: Selected in the fifth round of the June 2021 draft.

Resides: Centerville, OH

ML Service: 0.000

CAREER HIGHLIGHTS

- Has played parts of three minor league seasons (2021-23) in the Astros system, appearing in 224 games, while hitting .267 (.224x838) with 47 doubles, 32 homers, 138 RBI and an .817 OPS.
- Has split his starts at all three outfield positions in his minor league career, making 70 starts in center field, 64 in right field and 56 in left field.
- Had a strong 2022 season in which he was named an MiLB.com Organizational **ALL-STAR** as an outfielder...slashed .280/.396/.461 with 17 homers, 28 doubles, 68 RBI, 81 runs scored and 27 stolen bases across three levels in the Astros system that season, topping out at Double A Corpus Christi.

MINOR LEAGUE CAREER:

- Began his **2023** season at Double A and played in 44 games for the Hooks before a promotion to Triple A Sugar Land in June...played in another 28 games for the Space Cowboys before an injury would sideline him in late July...played his last game of the season on July 25...combined to hit .250 (.69x276) with 14 doubles, 13 homers and 50 RBI in 72 games on the season.
- Had a strong **2022** season in which he was named an MiLB.com Organizational All-Star as an outfielder...slashed .280/.396/.461 with 17 homers, 28 doubles, 68 RBI, 81 runs scored and 27 stolen bases across three levels in the Astros system, topping out at Double A...in what was his first full professional season, began his season at Class A Fayetteville, was promoted to Class A Asheville on May 24 and then to Corpus Christi on Aug. 6.
- After being drafted in **2021**, signed with the Astros on July 16...assigned to Class A Fayetteville, where he spent his entire season.

BROADCAST NOTES

- Born on a military base in Anchorage, Alaska, Hamilton's parents were both in the Air Force...his father, Vince, served 23 years before retiring as a Master Sergeant/E-7 in the security forces...his mother, Felicia Prude, served 22 years as a logistician and retired as a Service Master Sergeant/E-8...being a military child, Hamilton moved plenty, including living for a time in Germany, eventually settling in Centerville, Ohio, as a high school sophomore.
- Hamilton lettered twice at Centerville HS, graduating in 2016...as a senior, was named to the First Team All-Greater Western Ohio Conference team and was named all-district after hitting .316 with 21 steals, 16 RBI, 27 runs and four triples...also pitched, serving as his team's closer, striking out 22 in 14.1 innings.
- Walked on at Wright State, which is also in Ohio, as a pitcher...did not make a pitching appearance in 2017 before switching to a position player in 2018...worked his way up the depth chart at Wright State, where he finished his career in 2021 as the club's everyday center fielder...hit .374 (.67x179) that season with 18 doubles, 15 homers, 65 RBI and a .771 SLG in 48 games...he was named the Horizon League Player of the Year in 2021 and was named a first-team All-American by the Collegiate Baseball newspaper and a second-team All-American by Baseball America.
- Drafted by the Astros in the fifth round of the June 2021 draft...signed by Astros scout Scott Oberhelman.
- The 2024 season is his first at Major League Spring Training...is currently signed to a minor league contract for the 2024 campaign.

QUINCY RASHAAD HAMILTON

Year	Team	AVG	G	AB	R	H	2B	3B	HR	RBI	BB	SO	SB	CS	OBP	SLG	SF	SH	HB	E
2021	Fayetteville (A)	.261	33	115	18	30	5	0	2	20	18	28	9	2	.366	.357	5	0	4	1
2022	Fayetteville (A)	.291	36	134	22	39	8	0	6	19	20	27	8	0	.400	.485	1	0	5	1
	Asheville (A)	.321	49	187	44	60	15	1	7	30	37	39	12	0	.442	.524	3	0	6	1
	Corpus Christi (AA)	.206	34	126	15	26	5	0	4	19	19	34	7	2	.320	.341	0	0	2	3
2023	Corpus Christi (AA)	.268	44	164	22	44	11	0	6	32	24	47	4	4	.361	.445	2	0	1	1
	Sugar Land (AAA)	.223	28	112	18	25	3	0	7	18	16	21	2	1	.333	.438	1	0	3	0
MINOR LEAGUE TOTALS		.267	224	838	139	224	47	1	32	138	134	196	42	11	.377	.440	12	0	21	7

HAMILTON CAREER TRANSACTIONS

- Selected by Houston in the fifth round of the June 2021 draft.



DAVID HENSLEY

11
IF

HT	WEIGHT
6'5"	219

Born: 3/28/96 in San Diego, CA
Opening Day Age: 28
Contract Status: Signed through 2024
Acquired: Selected in the 26th round of the June 2018 draft.
Resides: San Diego, CA
ML Service: 0.131

CAREER HIGHLIGHTS

- Versatile utility player is entering his seventh year in the Astros system...in his limited Major League action, has already appeared at five different positions, playing second base (14g), first base (5g), third base (4g), left field (3g) and shortstop (2g).
- Over parts of the last two seasons in Houston (2022-23), has played in 46 career regular season games in the Majors, in which he's hit .177 (20x113) with three doubles, a triple, two homers and eight RBI.
- Is a career .264 (431x1633) hitter with 98 doubles, 35 homers and 210 RBI in 445 minor league games...has made starts at third base (135), shortstop (98), second base (93), first base (75), designated hitter (26) and left field (8) in his minor league career.
- Had his best year as a professional in 2022, advancing all the way to the Majors after a stellar Triple A season in which he hit .298 (113x379) with 30 doubles, 10 homers, 57 RBI, a .420 OBP and an .898 OPS in 104 games...named a Pacific Coast League Postseason **ALL-STAR** and an MiLB.com Organization All-Star.
- Despite appearing in just 16 Major League regular season games in 2022, appeared in four **POSTSEASON** games last season, making two starts...both of his starts came at DH in Games 3 and 5 of the World Series...when he started Game 3, he had the third-fewest regular season plate appearances (34) than any position player starter in World Series history...the only guys with fewer: Jack Sheehan for Brooklyn (6) in 1920 and Buddy Myer (8) for Washington in 1925.
- Had a strong 2021 season at Double A Corpus Christi, as he was named the Hooks Player of the Year...hit .293 (116x396) with 25 doubles, nine homers, 51 RBI, 11 stolen bases, a .369 OBP and an .808 OPS in 105 games at the Double A level.

2023 SEASON:

- Utility man opened the season on the Astros roster and made three separate Major League stints throughout the year...batted .119 (10x84) with a home run and three RBI in 30 games.
- Made appearances at DH (11g), 2B (9g), 1B (5g), 3B (1g) and LF (2g) with the Astros this season.
- Hit his lone home run of the season and the second home run of his career on May 8 at LAA...the homer marked the 8,000th in franchise history.

BROADCAST NOTES

- Earned three varsity baseball letters at Patrick Henry High School in San Diego, Calif., graduating in 2014...was his team's captain all three seasons...earned all-CIF and team MVP honors as a senior...also played football during his sophomore and junior years...went undrafted out of high school.
- Went on to attend San Diego State, where he played four seasons (2015-18) with a career batting average of .312...had a strong junior year, hitting .357 with an .895 OPS, but to his surprise, went undrafted in 2017...in his senior year of 2018, he hit .317 (76x240) with 14 doubles, three homers and 34 RBI.
- Drafted by Houston in the 26th round of the June 2018 draft...signed by Astros scout Ryan Leake.
- After two years in the Astros minor league system (2018-19), was out of work in 2020 with the cancellation of the minor league season...following minor league camp that year, returned to California and worked 40 hours a week at a marble and tile warehouse...would work in the mornings, with the workday starting at 5:30 a.m., and workout in the afternoons...Hensley credits this job, along with his afternoon weight training sessions, with really improving his strength heading into the 2021 season...he responded by recording 37 extra-base hits in 2021, compared to just 20 in 2019.
- Received his first invite to Major League Spring Training in 2022 and added to the Astros 40-man roster on Aug. 20, 2022...is currently signed to a one-year contract for the 2024 campaign.

- Made his first career **OPENING DAY** roster this year after ending the '22 campaign in the Majors.
- Was optioned to Triple A Sugar Land on May 20...was recalled on July 6 and optioned back to Triple A Sugar Land on July 26...was recalled on Aug. 12 and optioned back to Triple A Sugar Land on Aug. 23.
- Hit .220 (52x236) with six home runs, 36 RBI and a .721 OPS in 65 games with Triple A Sugar Land.

- Spent the 2023 postseason with the Major League team as a member of the club's **TAXI SQUAD**.

2022 SEASON:

- Finished his first Major League season batting .345 (10x29) with two doubles, one triple, one home run, five RBI and a 1.027 OPS (.441 OBP/.586 SLG).
- Spent the majority of the year at Triple A, where he hit .298 (113x379) with 30 doubles, 10 homers, 57 RBI, a .420 OBP and an .898 OPS in 104 games... named a Pacific Coast League Postseason **ALL-STAR** and an MiLB.com Organizational All-Star.
- Selected from Triple A Sugar Land on Aug. 20.
- On Aug. 28 vs. BAL, recorded his first career hit, a double, off RHP Austin Voth...on Sept. 27 vs. ARI, recorded his first career homer (RHP Ian Kennedy).
- Appeared in four **POSTSEASON** games, batting .250 (2x8) with a HBP...made two starts, both coming at DH in Games 3 and 5 of the World Series... when he started Game 3, he had the third-fewest regular season plate appearances (34) than any position player starter in World Series history...the only guys with fewer: Jack Sheehan for Brooklyn (6) in 1920 and Buddy Myer (8) for Washington in 1925.

MINOR LEAGUE CAREER:

- Was named the **2021** Double A Corpus Christi Hooks Player of the Year after hitting .293 (116x396) with 25 doubles, nine homers, 51 RBI, 11 stolen bases, a .369 OBP and an .808 OPS in 105 games... ranked among league leaders in average (4th, .293), doubles (4th, 25), hits (4th, .116) and OBP (9th, .369)...in his Double A debut, hit the team's first home run of the season on Opening Night at Whataburger Field...two games later, he recorded his first career multi-homer game to lead the Hooks to victory...the high note of Hensley's season came May 21, when he hit a dramatic two-run walk-off home run in the 11th inning to beat Arkansas...also had a pair of 18-game on-base streaks: May 18-June 9 and July 10-Aug. 4...started 46 games at second base, 35 games at shortstop, 17 games at third and nine games at first...following the season, played for Santurce in the Puerto Rican Winter League, hitting .345 (20x58) with two doubles, five RBI and a .794 OPS in 16 games.
- Did not appear in a regular season game in **2020** do to the cancellation of the minor league season.
- Split his **2019** season between Class A Quad Cities (80g) and Class A Fayetteville (28g), combining to hit .260 (101x388) with 22 doubles, six homers, 46 RBI and 11 stolen bases...promoted to Fayetteville in August, where he excelled to hit .327 (32x98) with an .826 OPS in 28 games.
- Made his professional debut for Quad Cities in **2018**, appearing in 63 games.

DAVID JAMES HENSLEY

Year	Team	AVG	G	AB	R	H	2B	3B	HR	RBI	BB	SO	SB	CS	OBP	SLG	SF	SH	HB	E
2018	Quad Cities (A)	.209	63	234	24	49	11	2	4	20	31	79	2	6	.300	.325	2	1	0	11
2019	Quad Cities (A)	.238	80	290	40	69	11	3	6	28	25	72	11	4	.296	.359	3	0	0	6
	Fayetteville (A)	.327	28	98	10	32	11	0	0	18	11	23	0	2	.387	.439	2	0	0	5
2020	--Did not play; Cancellation of minor league season--																			
2021	Corpus Christi (AA)	.293	105	396	54	116	25	3	9	51	46	104	11	3	.369	.439	1	0	2	12
2022	Sugar Land (AAA)	.298	104	379	80	113	30	4	10	57	80	103	20	7	.420	.478	3	0	2	10
	HOUSTON	.345	16	29	7	10	2	1	1	5	5	6	0	0	.441	.586	0	0	0	0
2023	HOUSTON	.119	30	84	12	10	1	0	1	3	10	35	1	0	.213	.167	0	0	0	1
	Sugar Land (AAA)	.220	65	236	42	52	10	2	6	36	54	82	9	3	.365	.356	2	0	1	7
MINOR LEAGUE TOTALS		.264	445	1633	250	431	98	14	35	210	247	463	53	25	.360	.405	13	1	5	51
MAJOR LEAGUE TOTALS		.177	46	113	19	20	3	1	2	8	15	41	1	0	.273	.274	0	0	0	1

DIVISION SERIES RECORD

Year	Team/Opp.	AVG	G	AB	R	H	2B	3B	HR	RBI	BB	SO	SB	CS	OBP	SLG	SF	SH	HB	E
2022	HOU/SEA	.000	2	1	0	0	0	0	0	0	0	0	0	0	.500	.000	0	0	1	0

WORLD SERIES RECORD

Year	Team/Opp.	AVG	G	AB	R	H	2B	3B	HR	RBI	BB	SO	SB	CS	OBP	SLG	SF	SH	HB	E
2022	HOU/PHI	.286	2	7	0	2	0	0	0	0	0	4	0	0	.286	.286	0	0	0	0

HENSLEY CAREER TRANSACTIONS

- Selected by Houston in the 26th round of the June 2018 draft.



HENSLEY GAME HIGHS

Hits: 3 -- Aug. 31, 2022 at Texas
Home Runs: 1 (2x) -- last, May 8, 2023 at Los Angeles (AL)
RBI: 3 -- Sept. 27, 2022 vs. Arizona
Stolen Bases: 1 -- March 31, 2023 vs. Chicago (AL)
Longest Hitting Streak: 3 (2x) -- last, April 2-7, 2023
Career Grand Slams: none

HENSLEY CAREER FIELDING

YEAR	POSITION	PCT.	G	PO	A	E	TC	DP
2023	First Base	1.000	5	21	1	0	22	4
	Second Base	.950	9	8	11	1	20	3
	Third Base	1.000	1	0	1	0	1	0
	Outfield	1.000	2	1	0	0	1	0
TOTALS	First Base	1.000	5	21	1	0	22	4
	Second Base	.960	14	10	14	1	25	3
	Third Base	1.000	4	0	3	0	3	1
	Shortstop	1.000	2	1	2	0	3	1
	Outfield	1.000	3	2	0	0	2	0

ASTROS
FRONT OFFICE

ASTROS
COACHING STAFF

HENSLEY, DAVID

SCOUTING & PLAYER
DEVELOPMENT

2023 SEASON
IN REVIEW

2024
OPPONENTS

HISTORY &
RECORDS

SPRING
TRAINING

MEDIA
INFORMATION

MINUTE MAID
PARK





CRISTIAN JAVIER

53
RHP

HT	WEIGHT
6'1"	210

Born: 3/26/1997 in Santo Domingo, DR

Opening Day Age: 27

Contract Status: Signed through 2027

Acquired: Signed as a non-drafted free agent on March 19, 2015.

Resides: Santo Domingo, DR

ML Service: 4.000

CAREER HIGHLIGHTS

- Right-handed starter has gone 30-17 with a 3.57 ERA (185ER/466.1IP), with 185 walks and 537 strikeouts in 109 games (75 starts) in his four Major League seasons (2020-23) with the Astros.
- Has allowed a .198 (335x1688) opponent batting average in his four-year career...among pitchers to toss 400-plus innings over the 2020-23 seasons, Javier ranks third in the Majors in that category, trailing only Brewers teammates Freddy Peralta (192) and Corbin Burnes (197).
- Has been a strong **POSTSEASON** performer in his young career, posting a 6-2 record with a 2.68 ERA (13ER/43.2IP) with four holds in 17 appearances, including five starts...has allowed just 22 hits in his 43.2 innings of work for a .146 opponent average, while striking out 60 hitters...his ERA is the second-lowest ERA of any postseason pitcher (min. 40 IP) since the beginning of the 2020 postseason, trailing only Phillies RHP Zack Wheeler (2.42 ERA)...his opponent batting average is the lowest opponent batting average in MLB history (min. 150 AB).
- Has become a flyball machine, inducing pop ups at an elite rate...posted the highest fly ball percentage (38.8%) in the Majors in 2023, the second straight season he led the Majors.
- Has fared well when pitching at Minute Maid Park throughout his career, going 17-8 with a 2.87 ERA (74ER/232IP) in 54 career games (35 starts)...since his debut in 2020, his 2.87 ERA at home ranks fourth in the AL...his 2.87 career ERA at Minute Maid Park ranks fifth in the ballpark's history (min. 200 IP).
- Had an incredible 2022 season overall, posting the lowest opponent batting average in AL (.170), which was 16 points lower than the second-place finisher and the eventual AL Cy Young winner RHP Justin Verlander (.186)...also ranked second in K's per 9.0 (11.74) and fourth in WHIP (0.95) this season...including his two starts this postseason (11.1IP), finished his season by not allowing a run in six straight starts...allowed just seven hits in 34.1 innings pitched in those six starts for a .067 opponent average.
- Was the starter in two combined no-hitters in 2022, which came on June 25 at NYY (7IP) and in Game 4 of the 2022 World Series at PHI (6IP)...became the first pitcher in Major League history to start two combined no-hitters in a career.

BROADCAST NOTES

- Grew up an outfielder before transitioning to pitching at the age of 16...less than two years later, signed by the Astros as a 17-year-old international free agent out of Santo Domingo, Dominican Republic on March 18, 2015...signed by Astros scouts Oz Ocampo, Roman Ocumarez and Leocadio Guevara.
- Received the nickname "El Reptil" (the reptile) during his time in the Astros minor league system, due to his poise, calm demeanor and slow, calculated movements on and off the mound...originally given the name by his High A Manager Morgan Ensberg and his pitching coach at the level, Drew French...Ensberg was a former All-Star player for the Astros, playing for the club from 2000-07.
- Works predominately with his low to mid 90s fastball, which has been nicknamed the invisiball...his fastball, which is a four-seamer, has a ride with high spin rates...coupled with his three-quarters arm slot, the pitch has strong deception to hitters...he follows that pitch up with a slider and a 12-6 curveball.
- Just three years in the Majors, Javier has already been an author of several special moments, none bigger than starting the club's combined no-hitter in Game 4 of the 2022 World Series...the night was extra-special for Javier, who had flown his father, Cecilio, and mother, Trinidad Mieses, in from the Dominican Republic for the game...in talking with his parents the night before the game, Cecilio and Trinidad predicted that their son, Cristian, would throw a no-hitter in Game 4...Javier tossed 6.0 innings of no-hit ball the next day...his mother had seen him pitch before in the United States, but that night was his fathers first time to watch his son pitch in the Majors in person.
- Was originally added to the Astros 40-man roster on Nov. 20, 2019...after pitching three years in the Majors, the Astros and Javier agreed on a five-year contract that will keep Javier in an Astros uniform through the 2027 season...the deal was officially signed on Feb. 10, 2023.

During the no-hitter on June 25, 2022 at NYY, began a streak of striking out two-or-more batters in an inning for 13 consecutive innings over parts of three starts from June 25-July 6...became the third player since 1961 to have such a streak.

- Had a strong sophomore season in 2021, working in the rotation (nine starts) and bullpen (27 apps.)... finished his season with a .186 opponent batting average, which ranked first in the AL (min. 90 IP), allowing just 67 hits in his 101.1 IP...held righties to a .155 mark (33x213) and a .587 OPS...also owned the second-lowest ground ball percentage in the Majors at 28% (min. 90 IP).
- Finished third in the 2020 AL Rookie of the Year voting...led AL rookies in ERA (3.48) and in opponent average (.188, min. 150 batters faced).
- In the 2020 postseason, was the winning pitcher in the Astros ALDS Game 4 victory over the A's, and their Wild Card Series Game 2 win over the Twins... both games were series clinchers...joined Charlie Morton (2017) as the only pitchers in Astros history to record two wins in series-clinching games in a single postseason.
- Was named the Astros Minor League Pitcher of the Year in 2019, while also being named to the Second Team for MLB Pipeline's Prospect Team of the Year... recorded a 1.74 ERA (22ER/113.2IP) with a career-high 170 strikeouts between three levels in the Astros system...led all of minor league baseball in opponent batting average (.130) in 2019, which was 31 points ahead of the next best pitcher, Padres top prospect Mackenzie Gore (.161)...his 1.74 ERA was the second-best mark in all of minor league baseball, behind only Gore's mark of 1.69.

2023 SEASON:

- Spent his first full season out of the rotation, posting a 4.56 ERA (82ER/162.0IP) with his first 150+ inning season of his career...the Astros went 21-10 when he started in the regular season.
- Has pitched primarily as a starter over the 2022-23 seasons...among qualifying AL pitchers over that span, ranked fourth in opponent average (.204) and tied for sixth in strikeouts per 9.0 (10.23).
- Prior to the regular season, represented his native country (Dominican Republic) at the 2023 World Baseball Classic, getting the winning decision on March 13 vs Nicaragua as he threw 4.0 scoreless innings with four strikeouts in his start.
- Made his fourth career **OPENING DAY** roster.
- Went 7-1 with a 2.90 ERA (26ER/80.2IP) in his first 14 starts to begin the season...also recorded a 1.04 WHIP, eight quality starts, and a .219 opponent batting average during that span.
- Struck out a career-best seven consecutive batters on April 23 at ATL...was one away from matching the Astros franchise record, which has been accomplished on several occasions.
- Went 4-0 with a 2.40 ERA (8ER/30IP) in May...ranked tied for first among MLB pitchers in May in wins (4)...among AL pitchers was second in opponent average (.157) and seventh in ERA (2.40) in May.
- Tossed 6.0 scoreless innings on June 15 vs WSH, recording a career-high 15 flyball outs to zero groundouts with the only assist in his outing coming on a caught-stealing by Martín Maldonado in the 2nd inning...per Elias, the last pitcher in the Majors with a scoreless outing of 6+ IP without recording a groundout was TB RHP Luis Patiño on 7/29/21 vs. NYY...no Astros pitcher has had a scoreless outing of 6+ IP without recording a groundout in franchise history.
- Reached 500 career strikeouts during his outing on Sept. 3 vs. NYY...reached that number in his 104th career game, making him the seventh player in Astros history to reach 500 strikeouts within their first 104 career apps. (all coming with the Astros).
- Was his first **POSTSEASON** as part of the rotation, making three starts during the 2023 playoffs... opened this postseason by extending his scoreless innings streak in the postseason to 20.1 innings, which ranks as the longest in franchise history.
- Had his best postseason start in Game 3 of the ALDS at MILN, working 5.0 scoreless innings on one hit allowed, while working around five walks.

2022 SEASON:

- Third-year swingman pitched primarily out of the rotation, making 25 starts compared to just five relief appearances...was great in both roles, as a starter posting a 2.81 ERA (40ER/128.1IP) and as a reliever a 1.26 ERA (2ER/14.1IP).
- Was one of most dominant pitchers in AL...among pitchers with 140+ innings pitched, had the lowest opponent batting average in AL (.170)...was 16 points lower than the second-place and the AL Cy Young winner RHP Justin Verlander (.186).
- Also ranked second in K's per 9.0 (11.74) and fourth in WHIP (0.95) this season...his 11.74 K's per 9.0 ratio trailed only RHP Shohei Ohtani (11.87) (min. 140IP).
- In addition to his high strikeout rate and extremely low opponent batting average, induced pop ups at an elite rate...posted the highest fly ball percentage (56.9%) in the Majors this season (min. 140 IP).
- His .170 opponent batting average this season fell in line with his career opponent batting average of .178...among pitchers to toss 300+ innings over the 2020-22 seasons, Javier has posted the lowest opponent batting average of any pitcher, besting second-place RHP Corbin Burnes (.195)... right-handed hitters are hitting .143 (76x530) against Javier in his career...since 2020, Javier's .143 opponent BA vs. righties is also the lowest in the Majors (min. 420 batters faced).

ASTROS FRONT OFFICE
ASTROS COACHING STAFF
JAVIER, CRISTIAN
SCOUTING & PLAYER DEVELOPMENT
2023 SEASON IN REVIEW
2024 OPPONENTS
HISTORY & RECORDS
SPRING TRAINING
MEDIA INFORMATION
MINUTE MAID PARK

- Was great the entire season, but finished the year in an extremely dominant stretch...over his last six starts, he posted a 1.08 ERA (4ER/33.1IP) with 44 strikeouts, a .127 opponent batting average and a 0.75 WHIP.
- Did not allow a run over his final four starts (23IP) and his last 25.1 innings...marked the longest active streak in the Majors at the end of the season and ranked as the third-longest in the AL this season...including his two starts this postseason (11.1IP), finished his season by not allowing a run in six straight starts...Javier allowed just seven hits in 34.1 innings pitched in those six starts for a .067 opponent average.
- On June 25 at NYY, pitched 7.0 innings of the Astros combined no-hitter...combined to toss it with RHP Hector Neris (1IP) and RHP Ryan Pressly (1IP)...marked the Astros 14th no-hitter in club history and their third combined no-hitter...C. Martin Maldonado was behind the plate for the no-hitter.
- During the no-hitter on June 25 at NYY, Javier began a streak of striking out two-or-more batters in an inning for 13 consecutive innings over parts of three starts from June 25-July 6...became just the third player since 1961 to have a streak of 13+ innings, joining Corey Kluber in 2014 and Aroldis Chapman in 2020-21.
- Struck out a career-high 14 hitters in 7.0 innings of dominant work on July 1 vs. LAA...marked the most strikeouts by an Astros pitcher since RHP Gerrit Cole also struck out 14 on Sept. 24, 2019 at SEA.
- Had an absolutely prolific 2022 **POSTSEASON**, making his first two playoff starts and tossing 6.0 innings of Astros combined no-hitter in G4 of the WS...overall, was 2-0 with a 0.71 ERA in playoffs, striking out 16 in 12.2IP...allowed just two hits and one run, which came in a 1.1 inning relief appearance in G1 of ALDS at SEA.
- The no-hitter in Game 4 of the World Series was just second no-hitter ever in WS history and third ever in playoff history (RHP Don Larsen's perfect game on 10/8/56 in G5 of WS and RHP Roy Halladay on 10/6/10 in G1 NLDS)...is the only combined no-hitter in playoff history.
- Became just the seventh pitcher ever to start two no-hitters in a single season, with only one other pitcher ever split his no-hitters between reg. and postseason games (Halladay)...Javier is the first pitcher ever to start two combined no-hitters in a career...also joined teammate RHP Ryan Pressly as only pitchers ever to pitch in two combined no-hitters in career.
- In the start before the no-hitter, went 5.1 scoreless innings in G3 of ALCS at NYY...struck out five and allowed just one hit.
- Finished postseason on a 12-inning scoreless streak.

2021 SEASON:

- Finished his second MLB season, recording a 3.55 ERA (40ER/101.1IP) with 130 strikeouts, a .186 opponent batting average and a 1.18 WHIP.
- His .186 opponent average ranked first in the AL (min. 90 IP)...allowed just 67 hits in his 101.1 IP...held righties to a .155 mark (33x213) and a .587 OPS.
- Owned the second-lowest ground ball percentage in the Majors at 28% (min. 90 IP).
- Made his second straight **OPENING DAY** roster.
- Began the season in the Astros rotation, recording a 3.14 ERA (17ER/48.2IP) with a .173 opponent batting average, a 1.03 WHIP and a 3-1 record in nine starts.
- Moved to the bullpen for his final 27 outings...recorded a 3.93 ERA (23ER/52.2IP) with 72 strikeouts in 27 appearances as a reliever.
- In the **POSTSEASON**, he recorded a 3.38 ERA (4ER/10.2IP) with 19 strikeouts...was stellar in Game 4 of the ALCS, tossing 3.0 scoreless innings with two walks and three strikeouts.

2020 SEASON:

- 23-year old made his Major League debut, making 10 starts and two relief appearances while finishing third in the AL Rookie of the Year voting.
- Posted the highest finish by an Astros pitcher in the Rookie of the Year voting since Roy Oswalt finished in second in the 2001 NL Rookie of the Year voting.
- Went 5-2 with a 3.68 ERA (21ER/51.1IP), 18 walks, 48 strikeouts and a .188 opponent batting average (34x181) across his 10 starts.
- Allowed just 36 hits in his 54.1 innings pitched, good for a .188 opponent batting average (36x192)...led all AL rookies and ranked fourth among AL pitchers in opponent batting average (min. 150 batters faced), behind only Shane Bieber (.167), Kenta Maeda (.168) and Lucas Giolito (.184).
- Recorded the third-best WHIP by a rookie pitcher in club history (0.99), behind only Chris Devenski's (0.91 in 2016) and Bill Dawley (0.92 in 1983).
- Posted the third-best opponent batting average by a rookie in club history (min. 200 batters faced)...only Billy Wagner (.165 in 1996) and Bill Dawley (.185 in 1983) posted better marks as rookies.
- Had the seventh-lowest hard-hit ball rate in MLB (29.3%, min. 100 batted balls).
- Among AL pitchers with at least 150 batters faced, ranked seventh in WHIP (0.99).
- Led all AL rookies in ERA (min. 150 batters faced), and opponent average, and ranked tied for fourth in wins, tied for second starts, fourth in innings pitched and third in strikeouts (54).

- Gave up three runs or less in nine of his 10 starts.
- Made his first-career **OPENING DAY** roster.
- Made his MLB debut on July 25 vs. SEA, tossing 1.0 scoreless inning of relief.
- Made his first-career Major League start on July 29 vs. LAD (1ER/5.2IP)...struck out Max Muncy, Mookie Betts and Cody Bellinger to open up the game...per Elias, became the second pitcher in Astros history to strike out the first three batters he faced in his first Major League start, joining Frank DiPino (Sept. 7, 1982 vs. SD).
- Became the first Astros pitcher to allow two hits-or-fewer in at least 5.0 innings in his first Major League start since Jarrod Cosart on July 12, 2013 vs TB.
- Was also the first Astros pitcher to allow one run-or-fewer in at least 5.0 innings in his first Major League start since Vince Velasquez on June 10, 2015.
- Gave up just 10 hits over his first four Major League starts for a .147 opponent batting average (10x68)...marked the fifth-best opponent batting average over a pitcher's first four MLB starts in franchise history, behind Taylor Buchholz (.134), Darryl Kile (.138), Tom Griffin (.143) and Mike Madden (.146).
- Struck out five Dodgers hitters over 2.0 scoreless innings of relief on Sept. 13 at LAD...became the third rookie reliever to strike out five-plus Dodgers hitters in an Interleague game, joining Baltimore's Dylan Bundy (7 K's on July 6, 2016) and Boston's Casey Fossum (5 K's on June 23, 2002).
- **POSTSEASON:** Made five relief appearances in the postseason across all three rounds, going 2-0 with a 2.89 ERA (3ER/9.1IP), five walks and 13 strikeouts.
- The Astros went 5-0 in his appearances.
- Both of his wins came in series-clinching games (ALDS Game 4 vs. OAK, Wild Card Series Game 2 at MIN), making him the second pitcher in club history to record two wins in series-clinching games in a single postseason, joining Charlie Morton (2017).
- Became the sixth pitcher in MLB history to earn the win without allowing a run in multiple series-clinching games in a single postseason, joining Mike Stanton (2000), Derek Lowe (2004), Jeremy Affeldt (2014), David Robertson (2017) and Ryan Madson (2018).
- Began his postseason career with 6.1 scoreless innings, spanning three outings.
- **WILD CARD SERIES AT MIN:** Threw 3.0 scoreless frames in the series-clinching Game 2 to bridge the gap to Ryan Pressly for the save...earned the win, striking out two with two walks.
- **ALDS VS. OAK:** Pitched in Games 1 and 4, earning holds in both Astros wins...threw 1.0 scoreless frame in Game 1, and 2.1 scoreless sin Game 4.

MINOR LEAGUE CAREER:

- Was named the Astros Minor League Pitcher of the Year in **2019**...made 26 appearances between Class A Advanced Fayetteville (7g) Double A Corpus Christi (17g) and Triple A Round Rock (2g)...led all minor league pitchers in opponent batting average (.130), while ranking second in ERA (1.74), third in strikeout rate (37.7%), sixth in strikeouts (170) and eighth in WHIP (0.97)...his .130 opponent batting average was 31 points ahead of the next best pitcher, Padres top prospect Mackenzie Gore (.161)...his 1.74 ERA was the second-best mark in all of minor league baseball, behind only Gore (1.69).
- Spent the **2018** season at Quad Cities (11g) and Buies Creek (14g) where he posted a 2.70 ERA (33ER/110.0IP) with 146 strikeouts...was named the Midwest League Player of the Week for the week of May 27, 2018 after tossing 10.0 innings of four-hit ball with 18 strikeouts in two appearances.
- Made 14 appearances in **2017** between three levels of Class A ball.
- Named Appalachian League Pitcher of the Week for the week of Aug. 14, **2016** after tossing 9.0 innings of three-hit ball with 11 strikeouts.
- Appeared in 14 games with the DSL Astros in **2015** in what was his first professional season.

CRISTIAN JAVIER

Year	Team	W	L	ERA	G	GS	CG	SHO	SV	IP	H	R	ER	HR	HB	BB	SO	WP	BK	AVG
2015	DSL Astros Orange (R)	3	0	3.60	8	2	0	0	0	20.0	15	9	8	1	1	4	27	2	1	.203
	DSL Astros Blue (R)	1	0	0.81	6	2	0	0	0	22.1	15	3	2	0	1	5	23	0	0	.185
2016	GCL Astros (R)	3	1	2.84	6	2	0	0	1	25.1	19	9	8	1	0	8	37	2	1	.207
	Greenville (R)	1	1	1.75	7	4	0	0	0	25.2	15	6	5	1	1	10	29	2	0	.170
2017	Buies Creek (A)	1	0	0.00	2	0	0	0	0	5.2	2	0	0	0	0	3	9	0	0	.105
	Tri-City (A)	0	0	2.70	4	2	0	0	0	16.2	11	7	5	0	1	9	24	1	0	.183
	Quad Cities (A)	2	0	2.39	8	7	0	0	1	37.2	25	10	10	3	2	15	47	1	1	.188
2018	Quad Cities (A)	2	2	1.82	11	7	0	0	1	49.1	28	11	10	3	2	23	80	2	1	.165
	Buies Creek (A)	5	4	3.41	14	11	0	0	0	60.2	44	26	23	6	4	27	66	3	0	.201
2019	Fayetteville (A)	2	0	0.94	7	5	0	0	1	28.2	15	5	3	1	1	16	40	2	0	.147
	Corpus Christi (AA)	6	3	2.07	17	11	0	0	3	74.0	31	18	17	5	2	39	114	2	0	.124
	Round Rock (AAA)	0	0	1.64	2	2	0	0	0	11.0	5	2	2	1	1	4	16	0	0	.128
2020	HOUSTON	5	2	3.48	12	10	0	0	0	54.1	36	21	21	11	2	18	54	4	2	.188
2021	HOUSTON	4	1	3.55	36	9	0	0	2	101.1	67	41	40	16	7	53	130	6	0	.186
2022	HOUSTON	11	9	2.54	30	25	0	0	0	148.2	89	44	42	17	6	52	194	5	1	.170
2023	HOUSTON	10	5	4.56	31	31	0	0	0	162.0	143	85	82	25	7	62	159	4	0	.234
MINOR LEAGUE TOTALS		26	11	2.22	92	55	0	0	7	377.0	225	106	93	22	16	163	512	17	4	.170
MAJOR LEAGUE TOTALS		30	17	3.57	109	75	0	0	2	466.1	335	191	185	69	22	185	537	19	3	.198

WILD CARD SERIES RECORD

Year	Team/Opp.	W	L	ERA	G	GS	CG	SHO	SV	IP	H	R	ER	HR	HB	BB	SO	WP	BK	AVG
2020	HOU/MIN	1	0	0.00	1	0	0	0	0	3.0	0	0	0	0	0	2	2	0	0	.000

DIVISION SERIES RECORD

Year	Team/Opp.	W	L	ERA	G	GS	CG	SHO	SV	IP	H	R	ER	HR	HB	BB	SO	WP	BK	AVG
2020	HOU/OAK	1	0	0.00	2	0	0	0	0	3.1	3	0	0	0	1	1	6	0	0	.231
2021	HOU/CWS	0	0	0.00	1	0	0	0	0	2.2	0	0	0	0	1	2	6	0	0	.000
2022	HOU/SEA	0	0	6.75	1	0	0	0	0	1.1	1	1	1	1	0	0	2	0	0	.200
2023	HOU/MIN	1	0	0.00	1	1	0	0	0	5.0	1	0	0	0	1	5	9	0	0	.063
TOTALS		2	0	0.73	5	1	0	0	0	12.1	5	1	1	1	3	8	23	0	0	.119

CHAMPIONSHIP SERIES RECORD

Year	Team/Opp.	W	L	ERA	G	GS	CG	SHO	SV	IP	H	R	ER	HR	HB	BB	SO	WP	BK	AVG
2020	HOU/TB	0	0	9.00	2	0	0	0	0	3.0	2	3	3	1	0	2	5	0	0	.182
2021	HOU/BOS	0	0	0.00	2	0	0	0	0	5.0	3	0	0	0	0	2	7	0	0	.167
2022	HOU/NYY	1	0	0.00	1	1	0	0	0	5.1	1	0	0	0	0	3	5	0	0	.063
2023	HOU/TEX	1	1	7.50	2	2	0	0	0	6.0	7	5	5	2	0	2	3	0	0	.280
TOTALS		2	1	3.72	7	3	0	0	0	19.1	13	8	8	3	0	9	20	0	0	.186

WORLD SERIES RECORD

Year	Team/Opp.	W	L	ERA	G	GS	CG	SHO	SV	IP	H	R	ER	HR	HB	BB	SO	WP	BK	AVG
2021	HOU/ATL	0	1	12.00	3	0	0	0	0	3.0	4	4	4	3	0	2	6	1	0	.308
2022	HOU/PHI	1	0	0.00	1	1	0	0	0	6.0	0	0	0	0	0	2	9	0	0	.000
TOTALS		1	1	4.00	4	1	0	0	0	9.0	4	4	4	3	0	4	15	1	0	.129

JAVIER CAREER TRANSACTIONS

- Signed by Houston as a non-drafted free agent on March 19, 2015.

JAVIER GAME HIGHS

Longest Winning Streak:	6 -- Aug. 31, 2022-April 17, 2023
Longest Losing Streak:	.5 -- July 6-Aug. 7, 2022
Strikeouts:	14 -- July 11, 2022 at Los Angeles (AL)
Walks:	6 (3x) -- last, Aug. 28, 2023 at Boston
Innings (starter):	7.0 (5x) -- last, May 5, 2023 at Seattle
Innings (relief):	4.0 (2x) -- last, June 9, 2021 at Boston
Low-Hit Game (CG):	none



COREY JULKS

9
OF

HT 5'11" WT 217

Born: 2/27/96 in Friendswood, TX

Opening Day Age: 28

Contract Status: Signed through 2024

Acquired: Selected in the eighth round of the June 2017 draft.

Resides: Houston, TX

ML Service: 0.141

CAREER HIGHLIGHTS

- Right-handed hitting outfielder is entering his eighth year in the Astros system...debuted with the Major League club in 2023, appearing in 93 games and hitting .245 (73x298) with 14 doubles, six homers and 33 RBI...also picked up 15 stolen bases in 18 attempts.
- Is a career .263 (504x1913) minor league hitter with 114 doubles, 63 homers and 246 RBI in 504 career minor league games.
- Had a solid debut season in 2023, batting .245 (73x298) with six home runs, 33 RBI, 14 doubles and 15 steals in 93 games...of his six homers, four came against pitchers who've been selected to an All-Star Game, homering off RHP Shohei Ohtani, RHP Kevin Gausman, RHP Alex Manóah and RHP Corbin Burnes...collected his first career hit in his first career AB with a single on March 31, 2023 vs. CWS.
- Named a 2022 MiLB.com Organization **ALL-STAR** while playing for Triple A Sugar Land...in 130 games for the Space Cowboys that season, he hit .270 (141x523) with 100 runs, 21 doubles, four triples, 31 home runs, 89 RBI and a .854 OPS.
- Was a 2019 Carolina League Midseason **ALL-STAR** while playing for Class A Fayetteville...in 97 games for the Woodpeckers that season, hit .266 (93x350) with 25 doubles and 10 stolen bases.

2023 SEASON:

- The 27-year-old Houston-area native made his Major League debut this season, batting .245 (73x298) with six home runs, 33 RBI, 14 doubles and 15 stolen bases in 93 games.
- Ranked seventh among AL rookies with 15 stolen bases...was the first Astros rookie to steal 15+ bases in a single season since IF Jonathan Villar (18 stolen bases in 2013).
- Went 3x9 with a double and RBI as a pinch-hitter.
- Of his six homers, four came against pitchers who've been selected to an All-Star Game, homering off RHP Shohei Ohtani, RHP Kevin Gausman, RHP Alex Manóah and RHP Corbin Burnes.
- His appearance on the **OPENING DAY** roster was also the first appearance of his career on an MLB roster...made the roster out of Spring Training after a strong camp in which he hit .275 (11x40) with three doubles, a triple, two homers and 12 RBI in 18 games.

BROADCAST NOTES

- Born in Friendswood, a southern suburb of Houston, Julks graduated from Clear Brook HS, where he was the 2014 Team MVP and First Time All-District...hit .443 with 15 stolen bases in his senior season.
- At the urging of his high school baseball coach at Clear Brook, Gene Flores, Julks also played football as a senior, which Flores believes catapulted him to a strong senior baseball season...entered his senior year without a D1 scholarship and originally signed with Angelina Community College, which is in Lufkin, TX...again Flores stepped up for Julks, this time urging the coaching staff at the University of Houston to take another look at Julks...they followed up on the invite and went to Julk's game the night of the invite, a game in which he homered in his first at-bat and hit a ball off the top of the wall in his second at-bat...Julks was offered a scholarship by UH after that game.
- Went undrafted out of Clear Brook and went on to star at the University of Houston for three seasons (2015-17)...hit .324 (191x590) with a .905 OPS in his collegiate career...finished his junior season with a .335 batting average (72x215), 12 doubles, six triples, nine homers, 45 RBI and a .988 OPS (.426 OBP/.572 SLG)...was 15-for-20 in stolen base attempts...named to the First Team All-American Conference Team and the American Championship All-Tournament Team.
- Drafted by Houston in the eighth round of the 2017 draft...signed by Astros scout Noel Gonzales-Luna.
- Before his MLB debut, spent six full seasons in the minors (2017-22)...in 2021, while playing at Double A, the Astros asked Julks to report to the Astros Florida complex to revamp his swing with the hopes of tapping into the power of his athletic build...he spent a month in Florida before returning to Double A...he saw immediate results, homering 14 times in 49 games the second half of play, compared to just two homers in his 36 games prior to the change...Julks followed that up with a 31-homer 2022 season, which put him on the radar for his call-up in 2023.
- Upon debuting with the Astros, he became the 11th former Houston Cougar to play for the Astros in the franchise's history...the others: OF John Paciorek (1963), IF Glenn Vaughan (1963), LHP Bill Henry (1969), RHP Doug Drabek (1993-96), RHP Anthony Young (1996), C Chris Tremie (2004), RHP Woody Williams (2007), OF Michael Bourn (2008-11), C Chris Snyder (2012) and RHP Austin Pruitt (2021).

ASTROS
FRONT OFFICE

ASTROS
COACHING STAFF

JULKS, COREY

SCOUTING & PLAYER
DEVELOPMENT

2023 SEASON
IN REVIEW

2024
OPPONENTS

HISTORY &
RECORDS

SPRING
TRAINING

MEDIA
INFORMATION

MINUTE MAID
PARK

- Collected his first career hit in his first career AB with a single on March 31 vs. CWS...became the 12th player in Astros history to collect hit in first career AB and the first since C Garrett Stubbs (May 28, 2019 vs. CHC).
- Logged his first career four-hit game on July 4 vs. COL, going 4x5 with a double and an RBI.
- Was optioned to Triple A Sugar Land on Aug. 6... was recalled on Aug. 19 and optioned back to Triple A Sugar Land on Aug. 29.
- Hit .240 (25x104) with three homers, 11 RBI, 12 doubles and an .849 OPS in 27 games at Triple A.
- Spent the 2023 **POSTSEASON** with the Major League team as a member of the club's Taxi Squad.

MINOR LEAGUE CAREER:

- In **2022**, he spent the entire year with Triple A Sugar Land, where he batted .270 (141x523) with 100 runs, 21 doubles, four triples, 31 home runs, 89 RBI and a .854 OPS...ranked T-3rd in the PCL in homers (31).
- Had a strong **2021** season at Double A Corpus Christi, where he hit .287 (97x338) with 23 doubles, 14 homers, 36 RBI and an .840 OPS (.349 OBP/.491 SLG) in 85 games...stole 15 bases in 20 chances... started 25 games in center field and left field, while making 20 starts in right field and one at third base.
- Did not appear in a regular season game in **2020** do to the cancellation of the minor league season.
- Was a **2019** Carolina League Midseason All-Star while playing for Class A Fayetteville...promoted to Double A in late August and finished his season with the Hooks...combined to hit .256 (99x387) with 25 doubles, four homers, 41 RBI and 10 steals.
- Split his **2018** season between Class A Quad Cities and Advanced Class A Buies Creek, combing to hit .270 (124x459) with 30 doubles, 10 homers, 62 RBI and 30 stolen bases in 125 games.
- Made his professional debut in **2017** for Short-Season Class A Tri-City, appearing in 32 games.

COREY CHRISTOPHER JULKS

Year	Team	AVG	G	AB	R	H	2B	3B	HR	RBI	BB	SO	SB	CS	OBP	SLG	SF	SH	HB	E
2017	Tri-City (A)	.176	32	102	7	18	3	0	1	7	18	19	9	2	.311	.235	0	0	2	2
2018	Quad Cities (A)	.259	64	232	40	60	12	2	4	31	27	50	14	6	.341	.379	0	0	2	3
	Buies Creek (A)	.282	61	227	39	64	18	2	6	31	28	58	16	5	.362	.458	3	0	2	3
2019	Fayetteville (A)	.266	97	350	48	93	25	3	4	37	52	76	10	5	.369	.389	3	0	7	7
	Corpus Christi (AA)	.162	10	37	3	6	0	0	0	4	4	16	0	0	.244	.162	0	0	0	1
2020	--Did not play; Cancellation of minor league season--																			
2021	Corpus Christi (AA)	.287	85	338	67	97	23	2	14	36	32	84	15	5	.349	.491	1	0	1	10
2022	Sugar Land (AAA)	.270	130	523	100	141	21	4	31	89	56	128	22	5	.351	.503	1	0	10	14
2023	HOUSTON	.245	93	298	35	73	14	0	6	33	22	75	15	3	.297	.352	2	0	1	1
	Sugar Land (AAA)	.240	27	104	26	25	12	1	3	11	24	23	6	1	.388	.462	0	0	1	0
MINOR LEAGUE TOTALS		.263	506	1913	330	504	114	14	63	246	241	454	92	29	.352	.436	8	0	25	40
MAJOR LEAGUE TOTALS		.245	93	298	35	73	14	0	6	33	22	75	15	3	.297	.352	2	0	1	1

JULKS CAREER TRANSACTIONS

- Selected by Houston in the eighth round of the June 2017 draft.

JULKS GAME HIGHS

Hits: 4 -- July 4, 2023 vs. Colorado
Home Runs: 1 (6x) -- last, June 18, 2023 vs. Cincinnati
RBI: 4 -- June 5, 2023 at Toronto
Stolen Bases: 2 (3x) -- last, June 10, 2023 at Cleveland
Longest Hitting Streak: 4 (3x) -- last, July 3-6, 2023
Career Grand Slams (1): June 5, 2023 at Toronto (Alek Manoah)

JULKS CAREER FIELDING

YEAR	POSITION	PCT.	G	PO	A	E	TC	DP
2023	Outfield	.989	70	90	4	1	95	0



GRAE KESSINGER

16
IF

HT	REACH	WEIGHT
6'11"	6'2"	204

Born: 8/25/1997 in Oxford, MS
Opening Day Age: 26
Contract Status: Signed through 2024
Acquired: Selected in the second round of the June 2019 draft.
Resides: Oxford, MS
ML Service: 0.119

CAREER HIGHLIGHTS

- Versatile middle infielder and former second-round pick enters his sixth professional season in the Astros organization.
- Made his Major League debut with Houston in 2023, appearing in 26 games and hitting .200 (8x40) with a pair of doubles and a homer...played games at third base (7g), shortstop (7g), second base (6g) and first base (5g).
- In his minor league career, has recorded a .227 (254x1120) batting average with 42 doubles, 33 homers, 139 RBI and 46 stolen bases in four seasons in the Astros system (2019, 2021-23)...has primarily played shortstop (189g) in his minor league career, while also appearing in games at second base (66g), third base (63g) and first base (3g).

2023 SEASON:

- Rookie infielder turned an early-season promotion into a utility role off the bench for the Astros down the stretch...the 26-year-old batted .200 (8x40) with a home run, RBI and two doubles in 26 games.
- Made starts at four positions: SS (4), 1B (2), 3B (1), 2B (1)...made his first three career starts at three different positions, becoming the first Astro to do so since Jason Lane (RF, CF, LF) in '02 (excluding DH).
- Opened the season with Triple A Sugar Land and batted .283 (52x184) with six home runs, 32 RBI and 10 doubles through 54 games.
- Was selected to the Astros 40-man roster from Triple A Sugar Land on June 5 and remained part of the MLB roster for the remainder of the season.
- Hit his first career homer on July 4 vs. COL...became the third generation of his family to homer in an MLB game, joining grandfather, Don Kessinger (1964-79), and uncle, Keith Kessinger (1993).
- Was placed on the 10-Day IL on Aug. 19 (Health and Safety Protocols) and missed 12 games before being reinstated on Sept. 1.
- Made two appearances this **POSTSEASON**, being utilized as a pinch-runner and defensive replacement...made a leaping, game-saving catch at SS in Game 5 of the ALCS at TEX to preserve a one-run lead en route to the victory...was his first career postseason appearance.

BROADCAST NOTES

- The G in Grae's last name is pronounced as a soft G, which makes the same sound as the G in the words gentle, gym and giraffe.
- Graduated from Oxford HS in Mississippi in 2016...ranked by Perfect Game as the No. 2 prospect in Mississippi and the 74th-best prospect in the nation...was four-time All-State as a shortstop...selected by the Padres in the 26th round of the 2016 MLB Draft but opted to attend the University of Mississippi.
- The Kessinger family is considered royalty at Ole Miss, where Grae's grandfather, Don, father, Kevin, and uncle, Keith, all played collegiately...Don (Grae's grandfather), who was also a six-time Major League All-Star and two-time Gold Glove winner for the Chicago Cubs, was an All-American shortstop (1964) and later the head coach (1991-96) at Ole Miss...Kevin (Grae's father) was an outfielder at Ole Miss and was an 11th-round pick of the Cubs in 1992...Keith (Grae's uncle) was a shortstop at Ole Miss and a first-round pick by the Orioles in 1989...among the two brothers, only Keith made it to the Majors, appearing in just 11 Major League games for the Reds in 1993.
- Like his grandfather, father and uncle, Grae had a strong three-year career (2017-19) at Ole Miss...hit .332 (87x262) with 18 doubles, five home runs, 47 RBI and an .885 OPS (.458 SLG/.427 OBP) in 65 games as a junior at Ole Miss in 2019...was First Team All-SEC and a Third Team All-American...was also a finalist for the 2019 Brooks Wallace Award, which is presented annually to honor the nation's most outstanding shortstop.
- Drafted by the Astros in the second round of the June 2019 draft...signed by Astros scout Travis Coleman.
- Was an NRI at three consecutive Spring Trainings (2021-23) before being added to the Astros 40-man roster midseason of 2023...is signed to a one-year contract for the 2024 season.

ASTROS
FRONT OFFICE

ASTROS
COACHING STAFF

ASTROS
SCOUTING & PLAYER DEVELOPMENT

2023 SEASON
IN REVIEW

2024
OPPONENTS

HISTORY &
RECORDS

SPRING
TRAINING

MEDIA
INFORMATION

MINUTE MAID
PARK

MINOR LEAGUE CAREER:

- Spent the entire **2022** season with Double A Corpus Christi (121g)...notched a .211 batting average (89x421) with 72 runs, 13 doubles, two triples, 16 home runs, 58 RBI, 23 stolen bases and a .693 OPS.
- Played his entire **2021** season at Double A Corpus Christi, appearing in 86 games for the Hooks... hit .209 (62x297) with nine doubles, nine homers, 26 RBI and 12 stolen bases...started games at shortstop (40g), second base (33g) and third base (13g)...following the regular season, had a strong Winter League campaign with Glendale in the Arizona Fall League...hit .277 (18x65) with two doubles, a triple, two homers, 12 RBI and an .821 OPS (.390 OBP/.431 SLG) in 20 games...walked 11 times against 10 strikeouts.
- Did not play in an official game in **2020** due to the COVID-19 shutdown...returned to the field for Instructional Camp in October.
- Spent **2019** between Class A Short Season Tri City (12g) and Class A Quad Cities (50g), batting .232 (49x211) with 10 doubles, 20 RBI, 29 walks and a .641 OPS (.333 OBP / .308 SLG) in 62 games.

GRAEBER CRAWLEY KESSINGER

Year	Team	AVG	G	AB	R	H	2B	3B	HR	RBI	BB	SO	SB	CS	OBP	SLG	SF	SH	HB	E
2019	Tri City (A)	.268	12	41	5	11	4	0	0	3	3	4	1	1	.333	.366	0	0	1	1
	Quad Cities (A)	.224	50	170	25	38	6	0	2	17	26	32	8	2	.333	.294	2	0	3	0
2020	--Did not play; Cancellation of minor league season--																			
2021	Corpus Christi (AA)	.209	86	291	46	62	9	0	9	26	27	81	12	5	.287	.330	1	0	6	5
2022	Corpus Christi (AA)	.211	121	421	72	89	13	2	16	58	69	113	23	10	.327	.366	3	2	5	17
2023	Sugar Land (AAA)	.283	54	184	37	52	10	0	6	32	35	45	2	1	.397	.435	6	1	4	5
	HOUSTON	.200	26	40	3	8	2	0	1	1	5	12	0	1	.289	.325	0	0	0	1
	Corpus Christi (AA)#.286	2	7	0	2	0	0	0	0	3	1	4	0	0	.375	.286	0	0	0	0
MINOR LEAGUE TOTALS		.227	325	1120	185	254	42	2	33	139	161	279	46	19	.331	.356	12	3	19	32
MAJOR LEAGUE TOTALS		.200	26	40	3	8	2	0	1	1	5	12	0	1	.289	.325	0	0	0	1
# Rehab assignment																				

CHAMPIONSHIP SERIES RECORD

Year	Team/Opp.	AVG	G	AB	R	H	2B	3B	HR	RBI	BB	SO	SB	CS	OBP	SLG	SF	SH	HB	E
2023	HOU/TEX	---	2	0	1	0	0	0	0	0	0	0	0	0	---	---	0	0	0	0

KESSINGER CAREER TRANSACTIONS

- Selected by Houston in the second round of the June 2019 draft.
- On Injured List, Aug. 18-Sept. 1, 2023 (health and safety protocols).

KESSINGER GAME HIGHS

Hits: 2 (2x) -- last, July 16, 2023 at Los Angeles (AL)
Home Runs: 1 -- July 4, 2023 vs. Colorado
RBI: 1 -- July 4, 2023 vs. Colorado
Stolen Bases: none
Longest Hitting Streak: 2 -- July 16-22, 2023
Career Grand Slams: none

KESSINGER CAREER FIELDING

YEAR	POSITION	PCT.	G	PO	A	E	TC	DP
2023	First Base	1.000	5	25	2	0	27	2
	Second Base	1.000	6	3	5	0	8	2
	Third Base	1.000	7	0	4	0	4	1
	Shortstop	.957	7	7	15	1	23	6



NON-ROSTER INVITEE

RHETT KOUBA

70
RHP

DOB	HEIGHT	WEIGHT
R/R	6'0"	196

Born: 9/3/1999 in Woodward, OK
Opening Day Age: 24
Contract Status: Signed through 2024
Acquired: Selected in the 12th round of the June 2021 draft.
Resides: El Reno, OK
ML Service: 0.000

CAREER HIGHLIGHTS

- Right-handed starter has displayed superb control in parts of three minor league seasons with Houston (2021-23), going 14-10 with a 3.57 ERA (86ER/217IP) and 241 strikeouts in 52 career minor league appearances (32 starts)...has averaged 2.74 walks-per-nine-innings since his pro debut in 2021, ranking first among Astros minor leaguers over that stretch (min. 200 IP).
- Was the 2023 Texas League Pitcher of the Year, going 7-5 with a 3.27 ERA (40ER/110IP) in 23 games (21 starts) with Double A Corpus Christi...was also named the Astros Minor League Pitcher of the Month for April and the Texas League Pitcher of the Month for July as part of his breakout season.

CAREER HIGHLIGHTS

- Had the best season of his pro career in **2023**, which included being named Texas League Pitcher of the Year, a Texas League Mid-Season **ALL-STAR**, Texas League Pitcher of the Month for **July** and the Astros Minor League Pitcher of the Month for April...began his season at Double A and went 7-5 with a 3.27 ERA (40ER/110IP) and 118 strikeouts in 23 games (21 starts)...ranked second in ERA among Texas League pitchers (min. 100 IP) and ranked fifth in the league in strikeouts...was promoted to Triple A on Aug. 26, making five appearances (three starts) with the Space Cowboys to close out his season...led Astros minor leaguers with an average of 2.60 walks-per-nine-innings (min. 100 IP) and was second with a total of 128.0 innings on the year.
- Logged stints with High A Asheville (14g) and Low A Fayetteville (4g) in **2022**...began the year with Fayetteville and went 1-0 with a 2.40 ERA (4ER/15IP) before being promoted to Asheville on

BROADCAST NOTES

- His last name is pronounced as "KOE-bah".
- Was a four-year letterwinner at El Reno HS in El Reno, OK, graduating in 2018...rated as the No. 11 right-handed pitching prospect and No. 32 overall prospect in Oklahoma by Perfect Game in 2018...earned Class 5A All-State Honors as a senior...was also an Academic All-State selection at basketball as a senior...was valedictorian of his class at El Reno HS.
- Went undrafted out of high school and began his college career at North Central Texas College, which is located in Gainesville, TX...led North Central with 81 strikeouts as a freshman, earning second-team all-conference honors...went 2-2 with a 2.82 ERA in five starts in the pandemic-shortened 2020 season.
- Transferred to Dallas Baptist University for the 2021 season...went 6-2 with a 2.77 ERA in 16 appearances (10 starts) in his lone season at DBU...was named first team All-Missouri Valley Conference.
- Drafted by Houston in the 12th round of the June '21 draft...signed by Astros scout Jim Stevenson.
- The 2024 season is his first at Major League Spring Training...is currently signed to a minor league contract for the 2024 campaign.

June 6...following the regular season, he helped lead the Surprise Saguaros to the Arizona Fall League Championship, going 3-0 with a 4.91 ERA (10ER/18.1IP) in three starts.

- Made his professional debut in **2021**, recording a 2.45 ERA (5ER/18.1IP) in six combined appearances (three starts) between Low A Fayetteville and the Florida Complex League Astros.

RHETT OWEN KOUBA

Year	Team	W	L	ERA	G	GS	CGSHO	SV	IP	H	R	ER	HR	HB	BB	SO	WP	BK	AVG
2021	Astros (R)	0	0	5.40	2	0	0	0	5.0	6	3	3	1	0	1	7	2	0	.300
	Fayetteville (A-)	0	0	1.35	4	3	0	0	13.1	11	2	2	1	1	1	13	0	0	.220
2022	Fayetteville (A-)	1	0	2.40	4	3	0	0	15.0	11	4	4	1	0	5	20	1	0	.200
	Asheville (A+)	5	3	4.53	14	7	0	0	55.2	55	38	28	8	1	22	65	10	0	.250
2023	Corpus Christi (AA)	7	5	3.27	23	21	0	0	110.0	95	48	40	12	10	23	118	5	0	.231
	Sugar Land (AAA)	1	2	4.50	5	3	0	0	18.0	21	14	9	2	1	14	18	0	0	.292
MINOR LEAGUE TOTALS		14	10	3.57	52	37	0	0	217.0	199	109	86	25	13	66	241	18	0	.240

KOUBA CAREER TRANSACTIONS

- Selected by Houston in the 12th round of the June 2021 draft.

ASTROS FRONT OFFICE
ASTROS COACHING STAFF
KOUBA, RHETT
SCOUTING & PLAYER DEVELOPMENT
2023 SEASON IN REVIEW
2024 OPPONENTS
HISTORY & RECORDS
SPRING TRAINING
MEDIA INFORMATION
MINUTE MAID PARK



NON-ROSTER INVITEE

JOEL KUHNEL

92
RHP

B/T	HEIGHT	WEIGHT
R/R	6'4"	302

Born: 2/19/95 in Goldsboro, NC

Opening Day Age: 29

Contract Status: Signed through 2024

Acquired: From Cincinnati in exchange for cash considerations on June 17, 2023.

Resides: Godley, TX

ML Service: 1.097

CAREER HIGHLIGHTS

- Right-handed reliever has pitched in parts of four Major League seasons with the Reds (2019-20, 2022-23) and Astros (2023)...has appeared in 76 career Major League games, posting a 4-3 record with one save and a 6.02 ERA (56ER/83.2IP).
- Has made 207 career minor league appearances, posting a 10-17 record and a 3.69 ERA (104ER/254IP) in 207 games...206 of his 207 career minor league appearances came in relief.
- In 2019, per *Baseball America* was voted by managers, scouts and executives the best reliever in the Double A Southern League...following the 2019 season was invited to Major League Baseball's Rookie Career Development Program.
- In 2018, was a Florida State League **ALL-STAR** while pitching for Class A Daytona.

2023 SEASON:

- Recorded a 5.54 ERA (8ER/13IP) in Major League games with Houston (7g) and Cincinnati (2g) on the season...notched a 4.66 ERA (5ER/9.2IP) with three strikeouts with Houston.
- Made the Reds **OPENING DAY** roster and made one appearance before being optioned to Triple A Louisville on April 5.
- Would return to the Majors in June, make another appearance and was DFA'd on June 13...traded to the Astros for cash on June 17 and optioned to Triple A...would end up making two Major League stints with the Astros (July 8-23, Sept. 1-22).

2022 SEASON:

- Among the Reds' pitching leaders ranked behind only Alexis Diaz and Hunter Strickland in apps (53), relief innings pitched (58.0) and relief strikeouts (56)...ranked tied for fourth on the staff in holds (5) and fifth in games finished (13).
- Was a non-roster invitee to 2022 Major League Spring Training camp and began the season at Louisville (10g, 3sv, 0-1, 2.61)...was promoted on May 8 and spent the rest of the season with CIN.

2021 SEASON:

- Spent most of the season on the minor league 60-day injured list recovering from surgery to repair the torn capsule in his right shoulder.

BROADCAST NOTES

- His first name has the standard pronunciation of Joel...his last name is pronounced as "KOO-null".
- Graduated in 2013 from Sunrise Mountain High School in Peoria, AZ...went undrafted out of high school and went on to attend nearby Central Arizona College...pitched his freshman season as a Vaquero before transferring to the University of Texas at Arlington.
- Pitched two seasons (2015-16) at UT-Arlington, mainly working as a starter...compiled a 10-8 record and a 3.29 ERA (57ER/156IP) over his two seasons in Arlington...had a strong junior year (2016), going 6-4 with a 2.99 ERA (24ER/72.1IP) in 12 starts.
- Drafted by Cincinnati in the 11th round of the June 2023 draft...signed by Reds scout Byron Ewing.
- Spent his first seven professional seasons in the Reds system (2016-22)...added to the Reds 40-man roster in 2019 and outrighted following the 2020 season...was again added to their 40-man roster in May of 2022...was designated for assignment by the Reds on June 13, 2023 and subsequently traded to Houston on June 17, 2023, in exchange for cash considerations.
- Finished the 2023 season on the Astros 40-man roster...designated for assignment on Jan. 4, 2024 and elected free agency on Jan. 19, 2024...re-signed with the club on a minor league deal on Jan. 29, 2024.

- In 38 appearances at the Triple A level, he recorded a 6.18 ERA (30ER/43.2IP) with 31 strikeouts...made 17 of those appearances with Sugar Land, where he notched a 5.03 ERA (11ER/19.2IP) with 16 strikeouts.

- In a 12-inning, 5-3 win on June 14 at ARI, earned his only MLB save...needed just five pitches to retire all three batters, stranding an inherited runner.
- Threw more than 1.0 inning on 15 occasions.
- Over seven appearances from May 13-June 3 produced a career-high scoreless streak of 9.2 innings...from July 13-Sept. 7 produced homerless streaks of 21 games and 22.0 innings.

- On Sept. 7 was sent to Arizona Complex League Reds on a rehabilitation assignment...made one start and three relief apps in Goodyear.

- On Sept. 21 was reinstated from the injured list and assigned to Triple A Louisville, where he spent the rest of the minor league season.

2020 SEASON:

- Entered the season rated by MLB.com the 23rd-best prospect in the organization.
- Spent most of the season at the alternate training site as part of the Reds' 60-player pool.
- Had two MLB stints, Aug. 8-11 and Aug. 29-30.
- Retired the first batter in all three of his apps.
- Was not part of the Reds Postseason player pool.
- On Oct. 7 had surgery to repair the torn capsule in his right shoulder...on Oct. 26 cleared waivers and was outrighted to Louisville.

2019 SEASON:

- Spent most of the season in the minor leagues, where in 41 apps. for Chattanooga and Louisville he combined to finish 5-3, with a 2.18 ERA with 14 saves in 18 chances.
- Began the season at Double A Chattanooga...on June 20 was promoted to Louisville...on Aug. 15 was promoted to the Reds.
- Among Double A Southern League pitching leaders, ranked seventh in saves (10)...per *Baseball America*, was voted as the best reliever in the Southern League.
- In just his fourth professional season, in his MLB debut, posted a 4.66 ERA in 11 apps for the Reds.
- Made his MLB debut on Aug. 16 vs STL...struck out his first batter, Yadier Molina...allowed a solo HR to Kolten Wong, his second batter.
- Allowed a season-high four runs in the 14-0 loss on Aug. 24 at PIT (0.1IP)...season ERA in his other 10 apps was 0.96 (1ER/9.1IP).
- Didn't allow a run in any of his last eight apps (6.1IP).
- Retired the first batter in 10 of his 11 apps and stranded four of five inherited base runners.

MINOR LEAGUE CAREER:

- Was a **2018** All-Star after leading the Florida State League in saves with 17.
- Led the Midwest League in appearances and ranked second among relievers by averaging just 1.41 walks per 9 innings in **2017**.
- Made his professional debut in **2016**, making 18 appearances for Rookie level Billings.

JOEL KENNETH KUHNEL

Year	Team	W	L	ERA	G	GS	CGSHO	SV	IP	H	R	ER	HR	HB	BB	SO	WP	BK	AVG
2016	Billings (R)	0	1	3.43	18	0	0	0	4	21.0	28	11	8	1	2	1	14	2	.318
2017	Dayton (A)	2	4	4.36	48	0	0	0	11	64.0	78	37	31	6	2	10	54	6	.295
2018	Daytona (A)	1	4	3.04	44	0	0	0	17	53.1	54	23	18	2	3	11	56	4	.260
2019	Chattanooga (AA)	3	2	2.27	25	0	0	0	10	35.2	26	10	9	5	0	8	30	2	.202
	Louisville (AAA)	2	1	2.00	16	0	0	0	4	18.0	13	5	4	1	0	8	20	1	.200
	CINCINNATI	1	0	4.66	11	0	0	0	0	9.2	8	5	5	1	0	5	9	0	.216
2020	CINCINNATI	1	0	6.00	3	0	0	0	0	3.0	4	2	2	2	0	0	3	0	.308
2021	ACL Reds (R)	0	1	2.25	4	1	0	0	1	4.0	4	1	1	1	0	0	8	0	.250
	Louisville (AAA)	0	0	0.00	4	0	0	0	0	4.0	2	0	0	0	0	1	3	0	.143
2022	Louisville (AAA)	0	1	2.61	10	0	0	0	3	10.1	9	3	3	1	0	1	7	0	.220
	CINCINNATI	2	3	6.36	53	0	0	0	1	58.0	67	41	41	8	5	14	56	1	.291
2023	CINCINNATI	0	0	8.10	2	0	0	0	0	3.1	6	3	3	0	0	2	0	0	.400
	Louisville (AAA)	1	2	7.13	21	0	0	0	0	24.0	31	21	19	2	3	11	15	2	.316
	Sugar Land (AAA)	1	1	5.03	17	0	0	0	1	19.2	26	14	11	2	0	5	16	3	.321
	HOUSTON	0	0	4.66	7	0	0	0	0	9.2	10	5	2	2	1	3	3	0	.270
MINOR LEAGUE TOTALS		10	17	3.69	207	1	0	0	51	254.0	271	125	104	21	10	56	223	20	.270
MAJOR LEAGUE TOTALS		4	3	6.02	76	0	0	0	1	83.2	95	56	56	13	6	24	71	1	.286

KUHNEL CAREER TRANSACTIONS

- Selected by Cincinnati in the 11th round of the June 2016 draft.
- Acquired by Houston from Cincinnati in exchange for cash considerations on June 17, 2023.

KUHNEL CAREER HIGHS

Longest Winning Streak:2 (2x) -- last, July 8-Aug. 14, 2022
Longest Losing Streak:2 -- Aug. 19-Sept. 4, 2022
Strikeouts:4 (2x) -- last, Sept. 7, 2022 at Chicago (NL)
Walks:2 (3x) -- last, Sept. 10, 2023 vs. San Diego
Innings (starter):none
Innings (relief):2.0 (11x) -- last, Sept. 10, 2023 vs. San Diego
Low-Hit Game (CG):none



NON-ROSTER INVITE

PEDRO LEÓN

98
OF

HT	WEIGHT
5'9"	200
B/T	R/R
R/R	

Born: 5/28/98 in Havana, Cuba

Opening Day Age: 25

Contract Status: Signed through 2024

Acquired: Signed as a non-drafted free agent on January 15, 2021.

Resides: Santo Domingo, DR

ML Service: 0.000

CAREER HIGHLIGHTS

- Cuban outfield and middle infield prospect has played in three minor league seasons with Houston (2021-23) since being signed as an international free agent from Cuba...through 315 career minor league games, he has batted .233 (268x1151) with 38 home runs, 137 RBI and 63 stolen bases.
- Has been a versatile up-the-middle defender in the minors, making appearances at center field, second base and shortstop, as well as right field and left field...in 2023, he appeared mostly at center field (68 games) and second base (51 games).
- Enters the 2024 season as Houston's No. 13 overall prospect, per MLB Pipeline.
- Was voted an Astros MiLB.com Organizational **ALL-STAR** in 2023...posted minor league career highs in home runs (21), RBI (72) and batting average (.244), while also stealing 21 bases.
- Appeared with the the American League squad in the 2021 All-Star Futures Game.
- Appeared in two seasons with Mayabeque of the Cuban National Series prior to signing with Houston...batted .359 (88x245) with 21 home runs, 61 RBI and eight stolen bases through 67 games.

MINOR LEAGUE CAREER:

- Spent his entire **2023** season with Triple A Sugar Land, batting .244 (118x483) with 74 runs scored, 23 doubles, 21 home runs, 72 RBI, 21 stolen bases and a .778 OPS...appeared mainly at center field (68g) and second base (51g), while also making appearances at right field (10g) and left field (1g)...was voted as an Astros MiLB.com Organizational **ALL-STAR**...led Sugar Land in runs scored and stolen bases and was second on the team in doubles, home runs and RBI...was the only player in the Pacific Coast League, and one of five players in the Astros system, to log at least 20 home runs and 20 stolen bases...hit for the cycle on June 25 at Salt Lake, becoming the first player in Sugar Land's history to accomplish the feat...also scored six runs on June 25 at Sat Lake, setting Sugar Land's single-game record...notched the first three-homer game of his career on Aug. 12 at El Paso...appeared in five Major League Spring Training games after missing the first few weeks of camp while recovering from a January hernia surgery...entered the season ranked as the Astros No. 4 prospect, per MLB Pipeline.
- Completed his first full season at the Triple A level in **2022**, batting .228 (94x413) with 71 runs, 27 doubles, 17 homers, 63 RBI and 38 steals through 115 games...led the Astros minor league system and ranked fifth in the Pacific Coast League with 38 steals...led Astros minor leaguers with 19 HBP, also ranking second in the PCL in the category...was the only player at the Triple A level with at least 17 homers and 38 steals...entered the season ranked as the Astros' No. 2 prospect, per MLB Pipeline.

BROADCAST NOTES

- Signed by Houston as a 23-year-old out of Havana, Cuba on Jan. 15, 2021...signed by Astros scout Charlie Gonzalez...was rated by MLB Pipeline as the No. 7 prospect of the 2021 international free-agent class.
- Grew up idolizing former Astros infielder, Yuli Gurriel, who had a legendary career in the Cuban National Series prior to signing with Houston...Pedro credited Gurriel as a "hero" for all Cuban baseball players...along with Gurriel, Pedro also credited fellow Cuban teammates at the time Yordan Alvarez and Aledmys Diaz for easing his transition to the United States during his first Spring Training camp in 2021.
- Was lauded for his powerful arm at the time of his signing and was selected as having the "Best Outfield Arm" in the Astros system ahead of the 2024 season by Baseball America...had an outfield assist that registered at 98.8 mph, per Statcast, on June 5, 2022, while with Triple A Sugar Land.
- Has added defensive versatility to his repertoire since signing with Houston...had appeared strictly as an outfielder while playing in Cuba, but has made 71 appearances at second base, 52 appearances at shortstop and seven appearances at third base through three seasons in the Astros system.
- Following his first season in the Houston system in 2021, he appeared in 20 games for the Glendale Desert Dogs of the Arizona Fall League, batting .257 (18x70) with a homer, nine RBI and four stolen bases.
- Has appeared in the Puerto Rican Winter League in each of the last two offseasons, playing for Santurce (2022-23) and for Caguas (2023-24).
- Received his third career invite to Major League Spring Training in 2024...missed the beginning of 2023 Major League Spring training while recovering from offseason hernia surgery.

- Made his professional debut in **2021**, spending the bulk of his season with Double A Corpus Christi (52 games), while also appearing with Triple A Sugar Land (17 games) to close out the year...batted a combined .220 (56x255) with nine doubles, nine home runs, 36 RBI and 18 stolen bases...was selected to play in the **ALL-STAR** Futures Game and went 0x1 as a pinch-hitter in the contest...received a promotion to Triple A Sugar Land on July 19 but was on the Injured List from July 27-Sept. 20 due to a fractured left pinky finger...made 49 appearances at shortstop despite not appearing at the position as a professional prior to signing with Houston.

FOREIGN LEAGUES

- Prior to signing with Houston, spent two seasons in the Cuban National Series, appearing in a total of 67 games for the Huracanes de Mayabeque...batted a combined .359 (88x245) with 54 runs scored, 15 doubles, 21 home runs, 61 RBI and eight stolen bases across the two seasons.
- Was named a CNS **ALL-STAR** at just 20 years old in 2018 after batting .383 (49x128) with seven doubles, 15 home runs, 36 RBI and seven stolen bases in 35 games.

PEDRO MANUEL LEÓN

Year	Team	AVG	G	AB	R	H	2B	3B	HR	RBI	BB	SO	SB	CS	OBP	SLG	SF	SH	HB	E
2017	Mayabeque (CNS)	.333	32	117	21	39	8	0	6	25	4	20	1	3	.365	.556	2	3	3	1
2018	Mayabeque (CNS)	.383	35	128	33	49	7	0	15	36	16	26	7	5	.465	.789	2	1	5	1
2021	Astros (FCL)	.222	3	9	0	2	0	0	0	1	0	2	1	0	.222	.222	0	0	0	0
	Corpus Christi (AA)	.249	52	185	29	46	7	1	9	33	25	67	13	8	.359	.443	0	0	7	7
	Sugar Land (AAA)	.131	17	61	11	8	2	0	0	2	14	23	4	2	.293	.164	0	0	0	3
2022	Sugar Land (AAA)	.228	115	413	71	94	27	3	17	63	71	145	38	18	.365	.431	1	0	19	11
2023	Sugar Land (AAA)	.244	128	483	74	118	23	3	21	72	63	160	21	7	.343	.435	3	4	11	10
FOREIGN (2 SEASONS)		.359	67	245	54	88	15	0	21	61	20	46	8	8	.420	.678	3	5	8	2
MINOR LEAGUE TOTALS		.233	315	1151	185	268	59	7	47	171	173	397	77	35	.350	.419	4	4	37	31

LEÓN CAREER TRANSACTIONS

- Signed by the Astros as a non-drafted free agent on Jan. 15, 2021.

ASTROS
FRONT OFFICE

ASTROS
COACHING STAFF

LEÓN, PEDRO

SCOUTING & PLAYER
DEVELOPMENT

2023 SEASON
IN REVIEW

2024
OPPONENTS

HISTORY &
RECORDS

SPRING
TRAINING

MEDIA
INFORMATION

MINUTE MAID
PARK



JOEY LOPERFIDO

83
OF

HT	WEIGHT
6'4"	213

Born: 5/11/99 in Philadelphia, PA

Opening Day Age: 24

Contract Status: Signed through 2024

Acquired: Selected in the seventh round of the June 2021 draft.

Resides: Haddonfield, N.J.

ML Service: 0.000

CAREER HIGHLIGHTS

- The reigning Astros Minor League Player of the Year has appeared in parts of three minor league seasons in the Astros system (2021-23), batting .282 (262x928) with 39 homers, 153 RBI, a .863 OPS and 60 stolen bases through 251 games...among Astros minor leaguers since 2021 (min. 1,000 PA), he ranks second in average and OPS.
- Has been a versatile defender in his minor league career, appearing at center field (66 games), first base (51 games), second base (50 games), left field (37 games) and right field (33 games).
- Entering the 2024 season, ranked as the Astros No. 6 overall prospect by both MLB Pipeline and BA.
- Was named the 2023 Astros Minor League Player of the Year after batting a combined .278 (130x467) with 27 doubles, 25 home runs, 78 RBI, 27 stolen bases and an .880 OPS in a combined 124 games across the Triple A, Double A and High A levels.
- Has been selected as an MiLB.com Organizational **ALL-STAR** in each of the last two seasons, his first two full seasons in the minors...was selected as a Carolina League Postseason **ALL-STAR** in 2022 and a Texas League Postseason **ALL-STAR** in 2023.

MINOR LEAGUE CAREER:

- Was named the Astros Minor League Player of the Year in **2023**, batting a combined .278 (130x467) with 27 doubles, 25 HR, 78 RBI, 27 steals and an .880 OPS...began the year with High A Asheville (8g) and was promoted to Double A Corpus Christi (84g) before closing out the year with Triple A Sugar Land (32g)...played all over the field defensively, appearing in a combined 43 games at center field, 21 games at second base, 20 games at right field, 19 games at first base and 14 games at left field...was the only player in the Astros system and one of five players in all of Minor League Baseball with at least 25 HR and 25 steals...led Astros minor leaguers in hits and doubles and was second in homers and RBI...was selected as a Texas League Postseason **ALL-STAR** after batting .296 (93x314) with 19 HR, 57 RBI and 20 steals in 84 games with Corpus Christi...was also named the *Baseball America* Astros Minor League Player of the Year...was voted as an Astros MiLB.com Organizational **ALL-STAR** for his second consecutive season...was named the Astros Minor League Player of the Month for April while playing with between Corpus Christi and Asheville.

BROADCAST NOTES

- Was a three-year letterwinner at Memorial High School in Haddonfield, N.J., graduating in 2017...was a 2017 Rawlings-Perfect Game Honorable Mention All-American...rated as the No. 84 shortstop nationally and the No. 14 overall prospect in New Jersey by Perfect Game for the 2017 recruiting class...hit over .400 as a sophomore, junior and senior; including .431 his junior year...garnered All-Colonial Conference and All-South Jersey honors in both his junior and senior seasons...also lettered in soccer...went undrafted out of high school.
- Went on to attend Duke University where he had a decorated four-year career (2018-21)...helped guide the Blue Devils to their first two NCAA Super Regional appearances (2018-19) in program history and was a part of the first Duke team to reach the NCAA postseason in three consecutive seasons (2018-19, '21)...owned a slash line of .317/.419/.488 with 18 home runs and 41 stolen bases in 170 starts in his Duke career...had a historic senior season in which he was named the 2021 ACC Championship Tournament MVP as Duke won the ACC Tournament for the first time in program history...was also named a Second Team All-ACC outfielder in 2021, batting .374 with a .473 on-base percentage...was named to the College Baseball Freshman All-American Team as well as the ACC All-Freshman Team in 2018 after batting .315 with a .408 on-base percentage and .475 slugging percentage.
- At the time of his graduation, he ranked 10th in Duke history in OBP (.419), 14th in stolen bases (41), 17th in runs scored (142) and 20th in batting average (.317).
- Appeared with Kalamazoo Growlers of the Northwoods League following his freshman season at Duke and with the Cotuit Kettleers of the Cape Cod League following his sophomore year.
- Drafted by Houston in the seventh round of the June 2021 draft...signed by Astros scout Andrew Johnson.
- His mother, Amy, was a collegiate volleyball player at Villanova University and his father, Joseph, played football at Muhlenberg College in Allentown, Pa.
- Received his first invite to Major League Spring Training in 2024...is currently signed to a one-year contract for the 2024 campaign.

- Had a strong offensive campaign in 2022, batting .316 (124x392) with 70 runs, 25 doubles, 12 homers, 69 RBI, 32 steals and a .900 OPS in what was his first full season at the minor league level...among Astros minor leaguers with at least 450 plate appearances, he ranked first in batting average, second in stolen bases and second in OPS...began the season with Low A Fayetteville (82g) and finished the year with High A Asheville (26g)...was selected as a Carolina League Postseason **ALL-STAR** after batting .304 (90x296) with 17 doubles, nine home runs, 45 RBI and 30 stolen bases with Fayetteville...was selected as an Astros MiLB.com Organizational **ALL-STAR**...also earned South Atlantic League Player of the Week honors on Aug. 14, 2022, while with Asheville...batted .400 (8x17) with two home runs and five RBI in five games during the week...for the season, made appearances at first base (32g), second base (29g), center field (19g), left field (16g) and right field (8g).
- Made his professional debut in 2021, appearing in 19 games with Low A Fayetteville...batted .116 (8x69) with four doubles, two home runs and six RBI.

MARIO JOSEPH LOPERFIDO

Year	Team	AVG	G	AB	R	H	2B	3B	HR	RBI	BB	SO	SB	CS	OBP	SLG	SF	SH	HB	E
2021	Fayetteville (A)	.116	19	69	10	8	4	0	2	6	8	31	1	0	.276	.261	2	0	8	1
2022	Fayetteville (A)	.304	82	296	51	90	17	3	9	45	40	76	30	9	.399	.473	3	0	9	7
	Asheville (A)	.354	26	96	19	34	8	1	3	24	13	25	2	2	.434	.552	2	0	2	1
2023	Asheville (A)	.265	8	34	4	9	2	2	1	5	2	8	3	0	.297	.529	1	0	0	2
	Corpus Christi (AA)	.296	84	314	60	93	20	1	19	57	47	81	20	3	.392	.548	1	0	3	4
	Sugar Land (AAA)	.235	32	119	15	28	5	0	5	16	16	45	4	1	.333	.403	1	0	2	2
MINOR LEAGUE TOTALS		.282	251	928	159	262	56	7	39	153	126	266	60	15	.379	.484	10	0	24	17

LOPERFIDO CAREER TRANSACTIONS

- Selected by Houston in the seventh round of the June 2021 draft.



DIXON MACHADO

26
IF

BIT	HEIGHT	WEIGHT
R/R	6'1"	205

Born: 2/22/1992 in San Cristobal-Tachira, VZ

Opening Day Age: 31

Contract Status: Signed through 2024

Acquired: Signed as a minor league free agent on Nov. 22, 2022.

Resides: Lakeland, FL

ML Service: 2.015

CAREER HIGHLIGHTS

- Middle infielder with Major League experience enters second season with Houston after spending the entire 2023 campaign at the Triple A level.
- Has spent parts of five season in the Majors with the Tigers (2015-18) and Giants (2022)...has appeared in 177 career games, batting .226 (107x473) with 45 runs, 21 doubles, two triples, two home runs, 37 RBI and three stolen bases.
- Played two seasons (2020-21) with Lotte Giants of the Korean Baseball Organization...batted .279 (266x952) with 17 home runs, 125 RBI and a .749 OPS in 278 games.
- Through parts of 12 minor league seasons, he has batted .251 (1027x4095) with 51 home runs, 406 RBI and 146 stolen bases...has made 1,031 of his 1,136 minor league appearances at shortstop.

2023 SEASON:

- In his first season with Houston, spent the entire year with Triple A Sugar Land, batting .230 (55x239) with seven doubles, seven home runs and 33 RBI.
- Missed over two months with a knee injury...was placed on the Injured List on May 31 and activated by Sugar Land on Aug. 10...had a seven-game rehab stint with the Astros Florida Complex League club, batting .235 (4x17) with two doubles and an RBI.
- His seven homers were his second-most in a minor league season, trailing only 17 home runs through 102 games with Triple A Iowa (CHC) in 2019.

2022 SEASON:

- Split his year between the Cubs and Giants organizations, playing mostly at the Triple A level.
- Combined to bat .291 (134x461) with 26 doubles, six homers and collecting 46 RBI in 121 games at the Triple A level.

2021 SEASON:

- Appeared in 134 games with the Lotte Giants of the KBO in **2021**, his second season with the team...batted .279 (130x466) with 21 doubles, five home runs, 58 RBI and eight stolen bases.

2020 SEASON:

- Spent **2020** with the Lotte Giants of the KBO...hit .280 (136x486) while recording 31 doubles, 12 homers, 67 RBI, and 15 stolen bases in 144 games.

BROADCAST NOTES

- Signed by Detroit at the age of 16 out of Venezuela on July 2, 2008...signed by Tigers scout German Robles.
- Spent the first 10 years of his professional career in the Tigers organization (2009-18)...played for the Cubs Triple A affiliate in 2019, then went to Korea for two seasons (2020-21)...appeared in 277 career KBO games, where he batted .280 (266x949) with 52 doubles, 17 home runs, 125 RBI and a 162 runs...returned to the states in 2022, bouncing between the Cubs and Giants organizations.
- Was a fan favorite while playing for the Lotte Giants in the KBO, with fans routinely stopping him in public for autographs and photos...died his hair blue while playing in the KBO as a reminder to himself to have fun while playing the game...had his best season with the Lotte Giants in 2020, batting .280 with 12 home runs, 67 RBI and a team-high 15 stolen bases...this came in the midst of the COVID-19 pandemic when KBO games were aired on ESPN and were some of the only live sporting events being broadcast around the globe.
- Signed with Houston as a minor league free agent on Nov. 22, 2022...is signed to a minor league contract for the 2024 season.

- Had a week-long stint in the Majors with the Giants, appearing in five games, all starts at shortstop...batted .200 (3x15) with a run scored and a walk.

- Was tied for second on the Giants in stolen bases, was third in runs scored (83) and was fourth in hits and walks (58).

- He led the team in stolen bases, was tied for the lead in games played, ranked third in doubles and runs (79) and ranked fourth in hits and home runs.

2019 SEASON:

- Spent all of the 2019 season with Triple-A Iowa within the Cubs organization...in 102 games, he hit .261 with 19 doubles, 17 home runs and 65 RBI.
- He ranked second on Iowa in RBI - one behind the team leader - third in walks (54) and tied for third in home runs.

2018 SEASON:

- Played in 67 games with Detroit during the **2018** season, hitting .206 with 20 runs scored, 13 doubles, one triple, one home run, and 21 RBI.
- Tied a career high with three RBI on March 30 vs. Pittsburgh, going 2x6 with two doubles.
- Belted the first walk-off home run of his career on April 18 vs. Baltimore.
- Played in 43 games with Triple A Toledo and batted .225 (33x147) with five doubles, a homer and eight RBI.

2017 SEASON:

- Completed his first full season at the MLB level with Detroit in **2017**, appearing in 73 games...made an Opening Day roster for the first time in his career.
- Had a career-high three hits on May 27 at CWS
- Hit the first triple of his career and drove in a career-high three runs on June 2 vs. Chicago (A.L.).
- Completed his first full season with Detroit in **2017**, appearing in 73 games, after making an Opening Day roster at the major league level for the first time in his career.
- Had a career-high three hits on May 27 at Chicago (A.L.)
- Hit the first triple of his career and drove in a career-high three runs on June 2 vs. Chicago (A.L.).
- Hit his first career home run on July 6 vs. San Francisco off RHP Chris Stratton.

2016 SEASON:

- Spent most of the **2016** season with TripleA Toledo...in 131 games, he batted .266 (131x492) with 28 doubles, four home runs and 48 RBI.
- Named the International League Player of the Week for the week ending July 3 after hitting .438 (14x32) with three runs scored, four doubles, one triple, and four RBI in eight games.
- Appeared in eight games at the MLB level with Detroit, batting .100 (1x10) with a run scored and three walks.

2015 SEASON:

- Made his MLB debut on May 25, **2015** at Oakland, getting the start at shortstop and going 0x3.
- Collected his first Major League hit on May 27 at Oakland with a single off LHP Sean Doolittle.
- Recorded his first career multi-hit game in game two of a double-header on Sept. 13 at Cleveland ... also recorded his first career RBI.
- Began the season by hitting safely in 11 of his first 12 games with Toledo (AAA)...hit .408 (20x49) with eight runs and 10 RBI during the stretch.
- Selected to the International League's Midseason and Postseason All-Star teams and named a Detroit Organization All-Star by MiLB.com...ranked as the eighth-best prospect in the Detroit organization by Baseball America following the season.

MINOR LEAGUE CAREER:

- Registered a combined .286 average with 31 doubles and 40 RBI in 131 games with Single-A Lakeland and Double-A Erie during the **2014** season...led the Eastern League with 164 putouts...tabbed the Eastern League Player of the Month for August after batting .410 (34 H/83 AB) with 17 runs scored, six doubles, three home runs, and 15 RBI in 25 games...recorded a season-high four RBI on Aug. 8...Limited to just 37 games in **2013** due to three stints on the Injured List.
- During the **2011** season, led all Midwest League shortstops with a .963 fielding percentage, 590 chances, 371 assists, and 75 double plays with Single-A West Michigan...batted .235 (101x429) with 28 RBI and 25 stolen bases...named the 25th-best prospect, best defensive infielder, and rated as possessing the best infield arm in the Detroit organization by *Baseball America* following the season.
- Topped all Florida State League shortstops in **2012** with a .966 fielding percentage in 119 games with High A Lakeland...named the best defensive infielder and rated as possessing the best infield arm in the Detroit system by *Baseball America* at the end of the season.
- Named the Detroit Gulf Coast League Player of the Year in **2010**, hitting .261 (50x189) four doubles, three triples, 11 RBI and 12 stolen bases in 43 games...received promotion to Short-Season Connecticut and batted .292 (7x24) in seven games.

- Made his professional debut with the Venezuelan Summer League Tigers in **2009**, appearing in 63 games...led the Venezuelan Summer League with 27 stolen bases... Ranked first among all VSL shortstops with a .954 fielding percentage, 373 total chances, 141 putouts, 215 assists, and 45 double plays.

DIXON JAVIER MACHADO

Year	Team	AVG	G	AB	R	H	2B	3B	HR	RBI	BB	SO	SB	CS	OBP	SLG	SF	SH	HB	E
2009	VSL Tigers (R)	.205	63	234	41	38	6	1	3	26	3	3	27	6	.310	.278	3	3	5	17
2010	Connecticut (A)	.292	7	24	4	7	1	0	0	1	3	5	1	2	.393	.333	0	2	1	2
	FCL Tigers (R)	.261	43	165	22	43	4	3	0	11	14	27	12	3	.315	.321	2	2	0	6
2011	West Michigan (A)	.235	124	429	47	101	1	2	0	28	46	77	25	5	.314	.247	2	10	4	22
2012	Lakeland (A)	.195	119	421	59	82	16	1	2	37	51	61	23	5	.283	.252	1	16	1	18
2013	Lakeland (A)	.215	37	149	19	32	5	2	1	12	10	19	1	0	.264	.295	0	4	0	7
	FCL Tigers (R)	.321	7	28	3	9	2	0	0	2	1	5	0	0	.345	.393	0	1	0	1
2014	Erie (AA)	.205	90	292	45	89	23	1	5	32	40	36	8	5	.391	.442	3	4	3	36
	Lakeland (A)	.252	41	159	30	40	8	1	1	8	23	34	2	1	.348	.333	1	3	1	5
2015	Toledo (AAA)	.261	127	509	61	133	22	1	4	48	36	85	15	3	.313	.332	3	15	4	16
	DETROIT	.235	24	68	6	16	3	0	0	5	7	14	1	0	.307	.279	0	3	0	2
2016	Toledo (AAA)	.266	131	492	59	131	28	2	4	48	58	75	17	5	.349	.356	3	10	6	17
	DETROIT	.100	8	10	1	1	0	0	0	3	4	0	0	0	.308	.100	0	0	0	0
2017	DETROIT	.259	73	166	17	43	5	1	1	11	10	32	1	0	.302	.319	2	2	1	4
2018	Toledo (AAA)	.224	43	147	19	33	5	0	1	8	18	28	4	2	.321	.279	0	3	3	2
	DETROIT	.206	67	214	20	44	13	1	1	21	14	41	1	1	.263	.290	1	1	3	5
2019	Iowa (AAA)	.261	102	329	53	86	19	1	17	65	54	79	0	2	.371	.480	1	5	4	8
2020	Lotte-KBO	.280	144	486	79	136	31	1	12	67	54	60	15	1	.356	.422	8	4	8	10
2021	Lotte-KBO	.281	133	463	83	130	21	1	5	58	58	64	8	5	.361	.363	7	3	4	11
2022	Iowa (AAA)	.312	86	340	46	106	20	1	2	31	46	41	10	3	.402	.394	0	0	5	3
	Sacramento (AAA)	.231	35	121	14	28	6	0	4	15	7	23	0	0	.282	.380	1	0	2	5
	SAN FRANCISCO	.200	5	15	1	3	0	0	0	0	1	5	0	0	.294	.200	0	0	1	0
2022	Astros (R)#	.235	7	17	3	4	2	0	0	0	1	8	3	0	.500	.353	1	0	2	0
	Sugar Land (AAA)	.230	74	239	35	55	7	1	7	33	51	48	1	0	.369	.356	1	0	2	2
MINOR LEAGUE TOTALS		.251	1135	4091	559	1026	175	17	51	406	498	677	146	42	.337	.339	22	78	43	145
KBO LEAGUE TOTALS		.280	277	949	162	266	52	2	17	125	112	124	23	6	.358	.393	15	7	12	21
MAJOR LEAGUE TOTALS		.226	177	473	45	107	21	2	2	37	35	96	3	1	.285	.292	3	6	5	11

MACHADO CAREER TRANSACTIONS

- Signed by Detroit as an undrafted free agent on July 2, 2008.
- Signed by Miami to a minor league contract on Dec. 3, 2018.
- Signed by Chicago (NL) to a minor league contract on March 27, 2019.
- Signed by Chicago (NL) to a minor league contract on Dec. 19, 2021.
- Acquired by San Francisco in exchange for RHP Raynel Espinal on July 31, 2022.
- Signed by Houston to a minor league contract on Nov. 22, 2022.

MACHADO GAME HIGHS

Hits: 3 -- May 27, 2017 at Chicago (AL)
Home runs: 1 (2x) -- last April 18, 2018 vs. Baltimore
RBI: 3 (2x) -- March 30, 2018 vs. Pittsburgh
Stolen Bases: 1 (3x) -- last, May 13, 2018 vs. Seattle
Longest Hitting Streak: 6, May 12-16, 2018
Career Grand Slams: none

MACHADO CAREER FIELDING

YEAR	POSITION	PCT.	G	PO	A	E	TC	DP
2022	Shortstop	1.000	5	2	15	0	17	1
TOTALS	SECOND BASE	.980	93	142	208	7	357	57
	THIRD BASE	1.000	5	5	6	0	11	1
	SHORTSTOP	.983	67	95	138	4	237	27



SETH MARTINEZ

61
RHP

HT	WEIGHT	DOB
6'7"	193	8/29/94

Born: 8/29/94 in Peoria, AZ
Opening Day Age: 29
Contract Status: Signed through 2024
Acquired: Selected in the second round of the minor league phase of the 2020 Rule 5 Draft.
Resides: Phoenix, AZ
ML Service: 1.108

CAREER HIGHLIGHTS

- Right-handed reliever has pitched in parts of the last three MLB seasons (2021-23), all with Houston, since being selected in the minor league phase of the 2020 Rule 5 Draft...has gone 3-4 with a 4.15 ERA (39ER/84.2IP) and one save in 67 MLB appearances.
- Made the Astros Opening Day roster for the first time in his career in 2023 and pitched in a career-high 35 games across three MLB stints.
- Had a breakout 2022 season at the Major League level, which was highlighted by a 17.0-inning scoreless streak to begin the season...the streak spanned 11 appearances, from April 30-June 21, and ranks as the longest by an Astros rookie reliever to start a season in club history (per Elias).
- Made his Major League debut in September of 2021, appearing in three games for the Astros...made his debut on Sept. 20, 2021 at LAA (0ER/1IP).
- Has pitched in parts of seven minor league seasons, going 22-24 with a 3.03 ERA (114ER/338.1IP) and 333 strikeouts in 177 games (11GS)...has pitched only as a reliever in his last five years (2018-23).

2023 SEASON:

- Made the Astros **OPENING DAY** roster, the first Opening Day roster placement of his MLB career, and went 2-3-1 with a 5.23 ERA (25 ER/43IP) and 45 strikeouts though a career-best 35 appearances.
- Stranded all 17 of his inherited runners on the season, setting the Astros single-season record...the previous record was held by RHP Jose Valverde, who stranded all 11 of his inherited runners in 2009.
- Worked 1.0+ innings in 11 of his 35 outings on the year, including 2.0+ innings in six games.
- Made three separate stints with the Astros...was first-optional to Triple A Sugar Land on July 29...recalled from Triple A Sugar Land on Aug. 21...optional to Triple A Sugar Land on Aug. 23...elevated to Astros roster on Sept. 29 and finished the season with the big league club.
- Picked up his first career save on June 25 at Los Angeles (NL)...tossed a scoreless 11th inning to preserve a 6-5 win...stranded the ghost runner at second base to begin the inning to secure the save.
- Held righties to a .221 (23x104) average.
- According to Baseball Savant, he ranked in the 92nd percentile for extension among MLB pitchers.

BROADCAST NOTES

- Grew up in Hereford, AZ, where he played in the Sierra Vista Little League with IF Darick Hall, who made his MLB debut with the Phillies in 2022...after sixth grade, Martinez moved to Peoria, Ariz., where he attended Sunrise Mountain High School...played three years on the baseball team and two years on the golf team...was a two-time First Team All-District selection...threw a no-hitter during his junior year...was high-school teammates and in the same graduating class (2013) as Astros NRI at Spring Training, RHP Joel Kuhn...was also a two-year letterwinner on the Sunrise Mountain H.S. golf team.
- Went undrafted out of high school and would go on to pitch for three years at Arizona State, where he went 16-6 with a 3.50 ERA in 34 games (31 starts)...was the Sun Devils Friday night starter as a junior in 2016, going 9-4 with a 2.75 ERA, earning First Team All-Pac-12 honors.
- Selected by Oakland in the 17th round of the 2016 MLB Draft...signed by A's scout Scott Cousins.
- Spent five years (2016-20) in the A's system before the Astros selected him in the second round of the minor league phase of the 2020 Rule 5 draft.
- Changed his arsenal upon joining the Astros in 2021...while with the A's, had worked with a sinker and a hard slider that resembled more of a cutter...upon joining the Astros organization, the Astros staff, including pitching coach Josh Miller, thought his arm slot was conducive to throwing more of a sweeping slider...Martinez had thrown the sweeper a few times in his career, but now worked to perfect that pitch in 2021...he responded by posting the best strikeout numbers of his career while pitching for Triple A Sugar Land that season (78K/57.2IP).
- The 2024 season is his fourth at Major League Spring Training and his third on the 40-man roster.

- Tossed a career-high 3.1 innings and 52 pitches as part of a 14-inning game on June 9 at Cleveland.
- Recorded a 2.25 ERA (5ER/20IP) in 19 relief appearances with Triple A Sugar Land.
- Did not appear on a **POSTSEASON** roster, but traveled and worked out with the team as a member of the Taxi Squad.

ASTROS
FRONT OFFICE

ASTROS
COACHING STAFF

ASTROS
SCOUTING & PLAYER
DEVELOPMENT

2023 SEASON
IN REVIEW

2024
OPPONENTS

HISTORY &
RECORDS

SPRING
TRAINING

MEDIA
INFORMATION

MINUTE MAID
PARK

2022 SEASON:

- Pitched in 29 games at the MLB level in what was his rookie season...went 1-1 with a 2.09 ERA (9ER/38.2IP).
- Struck out 38 batters in 38.2 innings, allowing a .187 opponent average...earned two holds and finished seven games without recording a save...inherited 15 runners on the year, allowing only one to score...stranded his first 11 of his inherited runners on the season...among 26 hits allowed, allowed only two doubles and three homers.
- Posted a 17.0-inning scoreless streak to begin his Major League season...the streak spanned 11 appearances (April 30-June 21) and ranks as the longest by an Astros rookie reliever to start a season in club history (per Elias).
- Was dominant at Minute Maid Park, posting a 1.77 ERA at home compared to a 2.45 ERA on the road...was largely used in seventh and eighth innings, as 22.2 of his innings came in those frames.
- Made two appearances of 3.0 IP (5/17 at BOS and 7/4 vs. KC) and four of 2.0 IP...14 of his 19 games pitched featured him going more than 1.0 inning.
- Bounced between Majors and Triple A Sugar Land throughout the season, making five separate stints with the big league club.
- Logged 12 total appearances in the minors, all with Triple A Sugar Land, posting a 3.55 ERA and striking out 13 batters in 12.2 innings.
- Traveled with the club the entire **POSTSEASON**, and appeared on the ALCS roster but did not make an appearance.

2021 SEASON:

- Had a strong first season in the Astros organization, posting dominant Triple A numbers, which earned him a September callup to make his MLB debut.
- Began the year as an NRI at Astros Spring Training, making six appearances with a 7.11 ERA (5ER/6.1IP)...reassigned to minor league camp on March 20.
- Spent the bulk of his regular season at Triple A Sugar Land, making 36 relief appearances...went 5-3 with a 2.81 ERA (18ER/57.2IP), while picking up seven holds...struck out 78 batters in 57.2 innings, allowing a .171 opponent batting average.
- Selected to the Astros Major League roster on Sept. 20 and made his MLB debut that night at Los Angeles (AL) (0ER/1IP)...made three appearances (5ER/3IP) before being optioned back to Triple A on Sept. 26.

MINOR LEAGUE CAREER:

- Did not appear in a regular season game in **2020** due to the cancellation of the minor league season
- In **2019**, spent time at Double A Midland (16g) and Class A Advanced Stockton (26g), combining to post a 7-4 record with a 2.51 ERA (20ER/71.2IP) and 74 strikeouts in 42 games.
- Spent the entire **2018** season with Class A Beloit, where he went 3-5 with a 3.28 ERA (26ER/71.1IP) and 15 saves.
- Pitched the majority of the **2017** season with Class A Beloit (5-10, 3.49 ERA), also appearing in one game with Short-Season Vermont.
- Made his professional debut in **2016** recording a 3.86 ERA (1ER/2.1IP) in three games with the Arizona Rookie League Athletics.

SETH ANTONIO MARTINEZ

Year	Team	W	L	ERA	G	GS	CG	SHO	SV	IP	H	R	ER	HR	HB	BB	SO	WP	BK	AVG
2016	AZL Athletics (R)	0	0	3.86	3	0	0	0	1	2.1	3	1	1	0	0	2	2	0	0	.333
2017	Beloit (A)	5	10	3.49	20	10	0	0	1	95.1	90	46	37	9	5	19	73	1	0	.248
	Vermont (A)	0	1	1.80	1	1	0	0	0	5.0	7	1	1	0	1	0	3	0	0	.318
2018	Beloit (A)	3	5	3.28	42	0	0	0	15	71.1	68	32	26	5	6	18	58	4	0	.260
2019	Stockton (A)	3	3	3.35	26	0	0	0	2	43.0	29	16	16	3	4	9	41	1	0	.193
	Midland (AA)	4	1	1.26	16	0	0	0	0	28.2	21	5	4	0	1	9	33	0	0	.206
2020	--Did not play; Cancellation of minor league season--																			
2021	Sugar Land (AAA)	5	3	2.81	36	0	0	0	0	57.2	35	21	18	5	3	20	78	3	0	.171
	HOUSTON	0	0	0.15	00	3	0	0	0	3.0	5	5	5	0	0	3	3	0	0	.385
2022	Sugar Land (AAA)	2	1	3.60	14	0	0	0	0	15.0	10	7	6	2	1	6	15	0	0	.185
	HOUSTON	1	1	2.09	29	0	0	0	0	38.2	26	10	9	3	1	14	38	0	0	.187
2023	HOUSTON	2	3	5.23	35	0	0	0	1	43.0	45	29	25	5	6	19	45	0	0	.265
	Sugar Land (AAA)	0	0	2.25	19	0	0	0	1	20.0	19	6	5	1	1	10	30	1	0	.247
MINOR LEAGUE TOTALS		22	24	3.03	177	11	0	0	20	338.1	282	135	114	25	22	93	333	10	0	.227
MAJOR LEAGUE TOTALS		3	4	4.15	67	0	0	0	1	84.2	76	44	39	8	7	36	86	0	0	.236



MARTINEZ CAREER TRANSACTIONS

- Selected by Oakland in the 17th round of the June 2016 draft.
- Selected by Houston from Oakland in the second round of the minor league phase of the 2020 Rule 5 Draft.

MARTINEZ GAME HIGHS

Longest Winning Streak:	1 (3x), last, June 28, 2023 at St. Louis
Longest Losing Streak:	3, April 8-June 18, 2023
Strikeouts:	4 (3x) -- last, July 1, 2023 at Texas
Walks:	3 -- June 9, 2023 at Cleveland
Innings (starter):	none
Innings (relief):	3.1 -- June 9, 2023 at Cleveland
Low-Hit Game (CG):	none



CHAS McCORMICK

20
OF

HT	WEIGHT
6'11"	203

Born: 4/19/95 in West Chester, PA

Opening Day Age: 28

Contract Status: Signed through 2024

Acquired: Selected in the 21st round of the June 2017 draft.

Resides: Providence, RI

ML Service: 3.000

CAREER HIGHLIGHTS

- Versatile outfielder is coming off a breakout 2023 and has played three full seasons in the Majors (2021-23), batting .259 (271x1046) with 41 doubles, 50 HR, 164 RBI and a .786 OPS in 342 games.
- Has made at least one start at each outfield spot in each of his first three seasons...settled into a near full-time role at left field in the second half of 2023...made 41 appearances at left field compared to 23 at center field.
- Owns a career .309 average (94x304) and .950 OPS (.384 OBP/.566 SLG) against left-handed pitching in the Majors...among MLB players since 2021, ranks sixth in OPS vs. left-handed pitching (min. 300 PA).
- Set career highs in nearly every offensive category in 2023, including average (.273), doubles (17), homers (22), RBI (70), steals (19) and OPS (.842).
- Received his first career AL Player of the Week Award for the week of July 14-16, 2023...batted .636 (7x11) with seven runs, three home runs, five RBI, three walks and a 2.188 OPS (.733 OBP/1.455 SLG) during the week, which directly followed the All-Star Break.
- Has been part of a **POSTSEASON** run in all six of his seasons in the Astros system, three in the minors and in three consecutive at the Major League level...has played in 31 career Major League postseason games, hitting .256 (23x90) in those contests.
- Had his finest overall **POSTSEASON** in 2022...popped two homers in the ALCS vs. the Yankees and had his career highlight in Game 5 of the World Series, making a crucial jumping catch against the wall in the ninth inning to rob C J.T. Realmuto of extra bases in the Astros 3-2 win...has hit safely in 15 of his last 20 postseason starts between the 2022-23 seasons.
- Made his Major League debut as a defensive replacement on Opening Day in 2021 at Oakland...notched his first big league hit with an RBI double on April 3 at Oakland...recorded a hit in eight of his first 10 career appearances with an at-bat.
- Has seven years of experience as a professional (2017-22), all spent in the Astros system...was an MiLB.com Organizational **ALL-STAR** in 2019...has batted .278 (276x993) with 21 homers, 147 RBI and a .766 OPS (.364 OBP/.403 SLG) through 289 games in parts of five seasons at the minor league level.

BROADCAST NOTES

- Grew up in West Chester, PA, as a fan of the Phillies and as a fan of their lead broadcaster Harry Kalas, the father of Astros television broadcaster Todd Kalas...is the youngest of four brothers in his family, including his identical twin brother, Jason, who was born nine minutes before Chas.
- Attended West Chester Henderson High School (PA) and became the first player in school history to score 1,000 career points in basketball and record 100 career hits in baseball...faced off against current New York Nets forward Mikal Bridges in high school...Bridges, who attended Great Valley High School (PA), notoriously thwarted an initial attempt by McCormick to reach 1,000 career points, holding him to under three points in their final matchup in 2013.
- Went on to attend Division II Millersville, where he had an outstanding four-year career...helped the Marauders to a NCAA Division II Championship runner-up finish in 2016...finished his career at Millersville with a .373 average and a .441 OBP...is the only Marauder in program history to be a four-time All-Pennsylvania State Athletic Conference East selection and one of only four to be a three-time first team selection...finished career as Millersville's all-time leader in hits, runs and RBI.
- Drafted by the Astros in the 21st round of the June 2017 draft...signed by Astros scout Zach Clark.
- Chas' alma mater of Millersville University took part for the first time in the 2024 Winter Invitational at Minute Maid Park...the tournament was played in February and featured six Division II college baseball teams, including Central Missouri, the alma mater of Astros owner, Jim Crane.
- Is an oddity in baseball, as a position player who bats exclusively right-handed and throws left-handed...joined teammate Jake Meyers as the only other MLB player in 2023 with that distinction...the two are the first pair of teammates to bat right and throw left since Rickey Henderson and Brian Leshar played together for Seattle in 2000...McCormick, Meyers, Jason Lane and Carl Warwick are the only four players in club history that fit into the category.
- Added to the club's 40-man roster on Sept. 29, 2020 in advance of the 2020 Postseason...was active on the club's 2020 Wild Card and ALDS rosters, but did not make his MLB debut until the 2021 season.

2023 SEASON:

- Had the finest season of his MLB career, setting career highs in batting average (.273), runs (59), hits (110), doubles (17), home runs (22), RBI (70), stolen bases (19) and OPS (.842) through 115 games.
- Among AL players with at least 425 plate appearances, ranked 11th in OPS (.842).
- Hit .325 (40x123) with nine homers and a 1.008 OPS vs. LHP in 2023...among AL players vs. LHP, ranked third in batting average and third in OPS.
- Recorded a .769 OPS vs. RHP, over 100 points higher (.645) than his OPS vs. RHP in 2022.
- Led the Astros with three multi-homer games...entered the season with one career multi-homer game.
- Named AL Player of the Week for the week of July 14-16, directly following the All-Star Break...was his first career Player of the Week honor...batted .636 (7x11) with seven runs, three home runs, five RBI, three walks and a 2.188 OPS (.733 OBP/1.455 SLG) during the week.
- In the AL in July, he ranked tied for second in RBI (23), fifth in OPS (1.128) and seventh in batting average (.351 (27x91)).
- Went on a strong run directly following the All-Star Break, batting .339 (12x177) with 12 doubles, 10 home runs, 36 RBI, 28 walks and a 1.028 OPS from July 16-Sept. 4
- Homered on a 102.5-mph fastball on June 3 vs. Los Angeles (AL) from RHP Ben Joyce...was the second-fastest pitch hit for a homer by any player in the Majors in the Statcast Era (since '15).
- Scored a single-game career high four runs on July 15 at Los Angeles (AL)...was the first Astro to record four runs in a game since 2B Jose Altuve on Sept. 27, 2022 vs. ARI.
- Logged a single-game career-high six RBI on July 24 vs. Texas (2x3, 2B, HR, 6 RBI).
- Missed 20 games during an IL stint from April 15 to May 8 due to lower back tightness.
- Made his third career and consecutive **OPENING DAY** roster.
- Started in eight of the Astros' 11 games in the **POSTSEASON** and hit safely in seven-of-eight games...hit his third career postseason home run with a two-run shot in Game 4 of the ALCS at Texas.

2022 SEASON:

- In his second full MLB season, batted .245 (88x359) with 12 doubles, two triples, 14 homers, 44 RBI, four steals and a .738 OPS (.332 OBP / .407 SLG).
- Made 54 starts in center field, 32 in left field, 12 in right field and one at DH.
- Against left-handed pitching, he batted .340 (35x103), with five homers, 14 RBI and a .972 OPS
- Made his second career **OPENING DAY** roster.
- On April 27, recorded his first career leadoff home run off TEX RHP Glenn Otto.
- Was optioned to Triple A on June 26 and recalled two days later...still earned a full year of MLB service.
- In the **POSTSEASON**, he batted .231 (9x39) with two home runs, three RBI and five walks...he started 12 of the Astros 13 postseason games.
- Hit two go-ahead home runs in the ALCS vs. NYY...homered in Game 1 off RHP Clarke Schmidt and again in Game 3 off RHP Gerrit Cole.
- Had his career highlight in Game 5 of the World Series, making a huge jumping catch against the wall in the 9th inning to rob C J.T. Realmuto of extra bases in the Astros 3-2 win.

2021 SEASON:

- Finished his first MLB season, batting .257 (14x50) with 12 doubles, 47 runs, four stolen bases and a .766 OPS (.447 SLG/.319 OBP) in 108 games.
- Made his first career **OPENING DAY** roster, but didn't start on Opening Day at Oakland...entered the game as a defensive replacement...picked up his first career hit on April 3 at Oakland, an RBI double off LHP Reymin Guduan...hit his first MLB homer the following day at Oakland, a three-run shot off RHP Yusmeiro Petit.
- Hit two homers and collected three RBI on June 16 vs. Texas, in what was his 40th career game...became the 12th Astros player to record a multi-homer game within their first 40 career MLB games.
- Among AL rookies, ranked sixth in OPS (.766), seventh in RBI, eighth in SLG (.447) and tied for ninth in home runs (min. 250 PA).
- Appeared in nine games during the **POSTSEASON**, batted .261 (6x23) with two RBI and three walks...made six starts in center field in the postseason.

2020 SEASON:

- Was a non-roster invite to Spring Training and played in 17 games, hitting .115 (3x26) with two homers and five RBI.
- Also invited to Summer Camp and later assigned to the club's Alternate Training site for the entire 2020 season...made several Major League road trips as a member of the Taxi Squad.
- Added to the Astros 40-man roster prior to the **POSTSEASON**...was active for both the Wild Card Series and ALDS, but did not make an appearance.
- Played for Escogido in the Dominican Winter League, hitting .269 (7x26) with three doubles, one RBI and one stolen base in seven games.

ASTROS
FRONT OFFICEASTROS
COACHING STAFFMCCORMICK,
CHASSCOUTING & PLAYER
DEVELOPMENT2023 SEASON
IN REVIEW2024
OPPONENTSHISTORY &
RECORDSSPRING
TRAININGMEDIA
INFORMATIONMINUTE MAID
PARK

MINOR LEAGUE CAREER:

- In **2019**, appeared in 110 games between Corpus Christi and Round Rock, batting a combined .269 (99x368) with 14 homers, 66 RBI, and 16 stolen bases...in postseason action, led the Express to the Pacific Coast League Finals by slashing .303/.410/.485 with two homers in eight games...also hit a walk-off home run in the semifinals...was named an MiLB.com Organizational **ALL-STAR**.
- Batted .273 (118x432) with 55 RBI, 23 doubles and 19 stolen bases in a career-high 120 games between Single A Buies Creek (51g) and Double A

Corpus Christi (69g) in **2018**...hit .350 with three home runs in five Texas League playoff games for the Hooks

- In **2017**, played in 39 games between Rookie League Greenville (8g), Single A Buies Creek (4g) and Single A Quad Cities (39g), where he batted .298 (50x168)...played for Quad Cities in the postseason and slashed .371/.465/.457 with six RBI in nine playoff games, helping lead the team to a Midwest League title.

CHAS KANE MCCORMICK

Year	Team	AVG	G	AB	R	H	2B	3B	HR	RBI	BB	SO	SB	CS	OBP	SLG	SF	SH	HB	E
2017	Greenville (R)	.500	8	90	7	15	3	0	0	4	4	2	4	1	.559	.600	0	0	0	0
	Buies Creek (A)	.188	4	16	0	3	0	0	0	0	0	2	1	0	.235	.188	0	0	1	0
	Quad Cities (A)	.262	39	122	21	32	6	1	2	18	11	16	1	3	.319	.377	2	1	0	0
2018	Buies Creek (A)	.264	51	182	26	48	13	3	2	27	19	34	7	0	.332	.401	5	1	2	1
	Corpus Christi (AA)	.280	69	250	33	70	10	1	2	28	24	32	12	4	.344	.352	5	0	3	0
2019	Corpus Christi (AA)	.277	53	177	26	49	3	3	4	22	39	28	9	3	.426	.395	0	0	7	0
	Round Rock (AAA)	.262	57	191	39	50	3	3	10	44	28	34	7	1	.347	.466	6	0	0	0
2020	--Did not play; Cancellation of minor league season--																			
2021	HOUSTON	.257	108	284	47	73	12	0	14	50	25	104	4	2	.319	.447	7	0	4	1
	Sugar Land (AAA)#	.500	2	8	3	4	1	0	0	1	1	2	0	0	.556	.625	0	0	0	0
2022	HOUSTON	.245	119	359	47	88	12	2	14	44	46	106	4	3	.332	.407	1	0	1	1
2023	HOUSTON	.273	115	403	59	110	17	2	22	70	40	117	19	6	.353	.489	2	1	11	1
	Corpus Christi (AA)#.294	6	17	6	5	0	0	0	1	3	0	4	1	0	.455	.471	0	0	1	0
MINOR LEAGUE TOTALS		.278	283	976	155	271	39	11	20	144	126	150	41	12	.362	.402	18	2	13	1
MAJOR LEAGUE TOTALS		.259	342	1046	153	271	41	4	50	164	111	327	27	11	.336	.449	10	1	16	3
#Rehab Assignment																				

DIVISION SERIES RECORD

Year	Team/Opp.	AVG	G	AB	R	H	2B	3B	HR	RBI	BB	SO	SB	CS	OBP	SLG	SF	SH	HB	E
2021	HOU/CWS	.400	2	5	2	2	0	0	0	1	2	1	0	0	.500	.400	1	0	0	0
2022	HOU/SEA	.286	2	7	1	2	0	0	0	0	0	2	0	0	.375	.286	0	1	1	0
2023	HOU/MIN	.364	4	11	0	4	0	0	0	1	0	3	0	0	.364	.364	0	0	0	0
TOTALS		.348	8	23	3	8	0	0	0	2	2	6	0	0	.407	.348	1	1	1	0

CHAMPIONSHIP SERIES RECORD

Year	Team/Opp.	AVG	G	AB	R	H	2B	3B	HR	RBI	BB	SO	SB	CS	OBP	SLG	SF	SH	HB	E
2021	HOU/BOS	.286	5	14	1	4	0	0	0	0	1	6	0	0	.333	.286	0	0	0	0
2022	HOU/NYY	.231	4	13	3	3	0	0	2	3	2	3	0	0	.333	.692	0	0	0	0
2023	HOU/TEX	.235	6	17	1	4	0	0	1	2	2	2	1	0	.350	.412	0	0	1	0
TOTALS		.250	15	44	5	11	0	0	3	5	5	11	1	0	.340	.455	0	0	1	0

WORLD SERIES RECORD

Year	Team/Opp.	AVG	G	AB	R	H	2B	3B	HR	RBI	BB	SO	SB	CS	OBP	SLG	SF	SH	HB	E
2021	HOU/ATL	.000	2	4	0	0	0	0	0	1	0	3	0	0	.000	.000	0	0	0	0
2022	HOU/PHI	.211	6	19	1	4	0	0	0	0	3	10	0	0	.318	.211	0	0	0	0
TOTALS		.174	8	23	1	4	0	0	0	1	3	13	0	0	.269	.174	0	0	0	0

MCCORMICK CAREER TRANSACTIONS

- Selected by Houston in the 21st round of the June 2017 draft.
- On Injured List, Aug. 24-Sept. 3, 2021 (sore left hand).
- On Injured List, April 18-May 8, 2023 (lower back tightness).

MCCORMICK GAME HIGHS

Hits: 3 (13x) -- last, Sept. 17, 2023 at Kansas City
Home Runs: 2 (4x) -- last, Aug. 21, 2023 vs. Boston
RBI: 6 -- July 24, 2023 vs. Texas
Stolen Bases: 2 (3x) -- last, Sept. 17, 2023 at Kansas City
Longest Hitting Streak: 8 (3x) -- last, Aug. 26-Sept. 6, 2023
Career Grand Slams: none



LEADOFF HR				PINCH-HIT HR				WALK-OFF HR			
No.	Date	Opp.	Pitcher	No.	Date	Opp.	Pitcher	No.	Date	Opp.	Pitcher
1	4/27/22	at TEX	Otto	1	6/13/21	at MIN	Shoemaker	none			

MCCORMICK CAREER FIELDING								
YEAR	POSITION	PCT.	G	PO	A	E	TC	DP
2023	Outfield	.996	111	246	1	1	248	0
TOTALS	Outfield	.995	329	599	6	3	608	1

ASTROS
FRONT OFFICE

ASTROS
COACHING STAFF

MCCORMICK,
CHAS

SCOUTING & PLAYER
DEVELOPMENT

2023 SEASON
IN REVIEW


2024
OPPONENTS

HISTORY &
RECORDS

SPRING
TRAINING

MEDIA
INFORMATION

MINUTE MAID
PARK



LANCE MCCULLERS JR.

43
RHP

HT	WEIGHT	WEIGHT
LR	61	200

Born: 10/2/93 in Tampa, FL

Opening Day Age: 30

Contract Status: Signed through 2024

Acquired: Selected in the supplemental first round (41st overall) of the June 2012 draft.

Resides: Houston, TX

ML Service: 8.140

CAREER HIGHLIGHTS

- The 2017 **ALL-STAR** has made 130 appearances (127 starts) in seven Major League seasons with Houston (2015-18, 2020-22), posting a 49-32 record with a 3.48 ERA (278ER/718.2IP) and 800 strikeouts.
- Has averaged 94.8 mph on his fastball in his career, using the pitch 40.1 percent of the time...in his career, has relied heavily on his breaking balls, throwing his curveball at a 38.2-percent rate and his slider at a 7.3-percent rate...began utilizing his slider during the 2021 season...in 2022, his last full MLB season, he ranked in the 97th percentile in curveball spin rate, per Baseball Savant.
- Has established himself as one of the game's elite groundball pitchers...his 55.7% ground ball rate ranks third in the AL since his debut in 2015 (min. 700 IP)...trails only LHP Framber Valdez (63.4%) and former teammate LHP Dallas Keuchel (57.9%).
- Ranks third all-time in career ERA at Minute Maid Park with a 2.67 mark (min. 300 IP)...trails only RHP Roger Clemens (2.55) and RHP Justin Verlander (2.65) in that category...also in venue history, ranks fifth in starts (65), fifth in innings (387.2), fifth in strikeouts (434) and seventh in wins (28).
- Has gone 2-3 with one save and a 3.47 ERA (28ER/72.2IP) in 19 games (12 starts) in the **POSTSEASON**...recorded his first career save in Game 7 of the 2017 ALCS vs. NYY after throwing 4.0 shutout innings...became the first pitcher in MLB history to strike out six-plus batters in a postseason save...threw 24 straight curveballs to end the game as the Astros clinched their first AL pennant.
- In 2021, named the Astros Pitcher of the Year by the Houston Chapter of the BBWAA after having his best season as a pro...reached career highs in wins (13), starts (28), innings (162.1) and strikeouts (185), while also posting the best ERA (3.16) and opponent batting average (.205) of his career...among qualifying AL pitchers, he ranked first in opponent batting average (.205), first in opponent OPS (.628) and second in ERA (3.16).
- Was an American League **ALL-STAR** in 2017 at 23 years old...became the second-youngest pitcher in club history to make an All-Star team, behind RHP Larry Dierker, who was 22 when he was selected to the 1969 All-Star Game...received 2017 AL May Pitcher of the Month honors after going 4-0 with an AL-best 0.99 ERA in six starts in the month.

BROADCAST NOTES

- Graduated from Jesuit HS in Tampa, Fla., in 2012...during his senior season, was named the Gatorade National Baseball Player of the Year after going 13-0 with a 0.18 ERA and 140 strikeouts in 77.0 innings...was named an All-American by ESPNHS, Baseball America, Rawlings, Perfect Game, MaxPreps and Louisville Slugger during his senior year.
- Selected by Houston with the 41st overall pick in the supplemental first round of the 2012 draft...the Astros acquired this pick for the free agent loss of Clint Barnes...signed by scout John Martin.
- Is the son of former Major League pitcher Lance McCullers Sr., who pitched seven seasons in the Major Leagues with the Padres (1985-88), Yankees (1989-90), Tigers (1990) and Rangers (1992)...Lance and his father were both selected with the 41st overall pick in their respective draft classes.
- A self-described coffee aficionado, Lance is a partner of Maven Coffee + Cocktails, which has locations at Minute Maid Park, Toyota Center and the Thompson Hotel Houston...the shop has gained notoriety for its cold brew coffee as well as coffee-based cocktails, including a frozen espresso martini.
- Is a mixed martial arts enthusiast...in 2020 and 2021, Lance and former teammate Carlos Correa co-hosted their own combat sports podcast titled The Walkout, which is available to stream on apple podcasts...they recorded 42 episodes, which have an average rating of 4.5 out of 5.0 on apple podcasts.
- **IN THE COMMUNITY:** Lance and his wife Kara share a passion for pet rescue and animal advocacy...together they established The Lance McCullers Jr. Foundation, an NPO that invests, brings awareness and creates programs aimed to advocate for stray and homeless animals across the country...organizations they support include the Houston SPCA, Houston Humane Society and Houston Pets Alive!...additionally, Lance and Kara have been active with Project FRONTLINE, which feeds healthcare workers via local restaurants.
- Was a finalist for the 2016 Marvin Miller Man of the Year Award as the AL West's representative.
- Selected to the Major League roster on May 15, 2015...signed to a five-year contract extension with the Astros on March 26, 2021...the contract began in 2022 and runs through the 2026 season.

- Had a phenomenal rookie season in 2015, finishing top-10 among Astros rookie single-season records in SO/9IP (2nd, 9.24), opponent batting average (4th, .226), ERA (7th, 3.22) and strikeouts (7th, 129).

2023 SEASON:

- Did not make an appearance during Spring Training, the regular season or postseason due to a right forearm injury...underwent surgery to repair his right flexor tendon and remove a bone spur on June 13...is expected to return to the mound in 2024.

2022 SEASON:

- Seven-year veteran and the emotional leader of the Astros pitching staff was limited to just eight starts due to injury...was great in his limited play, posting a 2.27 ERA (12ER/47.2IP) with 50 strikeouts and a .215 opponent average...made five quality starts, including two scoreless appearances.
- Missed the Astros first 119 games due to a right flexor tendon strain that he suffered while pitching in Game 4 of the 2021 ALDS vs. Chicago (AL)...went on to miss the ALCS and World Series...made his 2022 debut on Aug. 13.
- Allowed two-or-fewer runs in seven of his eight starts...despite missing the first half of the season, returned as a workhorse, tossing 6.0+ innings in each of his last four starts.

2021 SEASON:

- Had his best season as a pro, reaching career highs in wins (13), starts (28), innings (162.1) and strikeouts (185), also posting the best ERA (3.16) and opponent batting average (.205) of his career.
- Among qualifying AL pitchers, he finished his season ranking first in opponent batting average (.205), first in opponent OPS (.628) and second in ERA (3.16)...he also posted the lowest home runs per 9.0 (0.72) ratio and the highest ground ball per. (.56.9) in the AL.
- Allowed just 13 homers in his 162.1 innings this season for the lowest HR/9IP ratio (0.72) in the AL.
- Held right-handed hitters to a .188 (59x313) average and lefties to a .223 (63x283) mark.
- Showcased a new slider, throwing it 23.9% of the time...threw the pitch on 710 occasions, with opponents going 24x158 (.152) when they put it in play...still relied heavily on his famous curveball (25%) and his hard fastball (34%), while mixing in changeups (13.8%) and cutters (3.3%).

2020 SEASON:

- Made a successful return from Tommy John surgery, posting a 3.93 ERA in 11 starts for the Astros.
- Was excellent at home, going 3-0 with a 1.42 ERA (5ER/31.2IP) in five starts at Minute Maid Park.
- Among MLB pitchers with at least 40.0 innings, owned the second-highest groundball rate (61.1%).
- Led all American League pitchers in putouts (11) and total chances (18) while fielding his position.

- Tabbed by BA as the game's No. 77 prospect in 2014 and No. 50 prospect in 2013...ranked by the publication as the Astros No. 11 prospect in 2015, No. 5 prospect in 2014 and No. 4 prospect in 2013.
- Was a Midseason **ALL-STAR** in the Midwest League (A) in 2013 and Texas League (AA) in 2015.

- Posted a 1.50 ERA (5ER/30IP) in five home starts.
- Made four minor league rehab appearances on his way back from injury...he recorded a 6.75 ERA (10ER/13.1IP) with 17 strikeouts during his rehab assignment, making three starts with Triple A Sugar Land and one with Double A Corpus Christi.
- Signed a long-term contract with the Astros on March 26, 2022...the five-year deal will keep him in an Astros uniform through the 2026 season.
- Pitched in three **POSTSEASON** games, leading Astros to a 2-1 record in those contests...struck out 18 batters in 15.2IP...threw a dominant 6.0 scoreless innings in G3 of ALDS at SEA, allowing two hits and striking out seven batters in an eventual 1-0 to clinch the series.

- Made the Astros **OPENING DAY** roster for the fourth time in his career and started the club's third game.
- Following the season, was named the Astros Pitcher of the Year by the Houston Chapter of the BBWAA.
- Combined to go 1-0 with a 0.84 ERA (1ER/10.2IP) in two starts in the **POSTSEASON**, both coming in the ALDS...started Game 1 vs. CWS (0ER/6.2IP) and became the 11th pitcher in franchise history to toss at least 6.2 shutout innings in a postseason game, and the first since Gerrit Cole (7IP) in Game 3 of the 2019 ALCS vs. NYY...returned on full rest to start Game 4 (1ER/4.1IP), tossing 4.1 innings before leaving with a flexor pronator strain, which kept him out the remainder of the postseason.

- Threw his curveball at a career-low rate (37.6%)...threw his changeup at a career-high rate (18.4%).
- Made the Astros **OPENING DAY** roster for the third time in his career.
- Started the second game of the season on July 25 vs. SEA, and led Houston to a 7-2 win after tossing 6.0 innings of two-run ball...was his first regular season start in the Majors since Aug. 4, 2018 at LAD.

ASTROS
FRONT OFFICEASTROS
COACHING STAFFMCULLERS JR.,
LANCERSCOUTING & PLAYER
DEVELOPMENT2023 SEASON
IN REVIEW2024
OPPONENTSHISTORY &
RECORDSSPRING
TRAININGMEDIA
INFORMATIONMINUTE MAID
PARK

- Posted a 2-2 record and a 2.18 ERA (10ER/41.1IP) with 13 walks, 26 hits allowed (.182 avg.), a 0.94 WHIP and 45 strikeouts over his final eight starts.
- Struck out a season-high nine batters over just 4.0 scoreless innings in his final start of the season on Sept. 26 at TEX.
- Was on the Astros active roster throughout the entire **POSTSEASON**...made one start in the ALDS (Game 1) and two starts in the ALCS (Games 1 and 7)...went 0-2 with a 4.91 ERA (8ER/14.2IP), two walks and 23 strikeouts during his three postseason starts.
- **ALCS VS. TB:** Had a dominant performance in Game 1...gave up four runs (one earned)...struck out 11 batters without a walk over 7.0 innings pitched...his 11 punchouts ranked sixth in Astros history for a single postseason game, and marked the most by an Astros pitcher since Gerrit Cole's 15-strikeout performance in Game 2 of the 2019 ALDS vs. TB.
- Joined Cole (2018 ALDS Game 2 vs. CLE, 12 K) as the only Astros pitchers to post 11+ strikeouts without walking a batter in a single postseason game.
- Became the first pitcher in club history to make multiple Game 7 starts in his career.

2019 SEASON:

- Missed the entire season while recovering from right ulnar collateral ligament surgery.

2018 SEASON:

- Tossed a career-high 128.1 innings pitched and struck out a career-high 142 batters in what was his fourth Major League season.
- Set career high marks in wins (10) and apps (25).
- Made 22 starts before suffering an elbow injury in August...returned to the club in September and pitched in three games out of the bullpen, the first regular season relief appearances of his career.
- Went 10-6 with a 3.93 ERA (55ER/126IP) and 138 strikeouts in his 22 starts...threw 2.1 hitless innings with four strikeouts in his three relief outings.
- Threw his changeup at a career-high rate for a single season (16%)...previous was 12% in 2017.
- Recorded four double-digit strikeout games, giving him 12 for his career...became the second pitcher in club history with 12+ double-digit strikeout games prior to turning 25 years old...also Don Wilson (16).
- Made his second-career **OPENING DAY** roster.
- Pitched a gem on April 17 at SEA, striking out 11 and allowing just one run on one hit in 7.0 innings...tied his career-high for strikeouts in a single game...retired 19 of the final 20 batters he faced.
- Carried a perfect game into the 6th inning on April 28 vs. OAK.
- Held a perfect game through 5.0 innings on May 20 vs. CLE...finished with 7.0 scoreless innings in Houston's 3-1 win.
- Struck out a career-high 12 batters on July 6 vs. CWS...gave up one run on three hits over 7.0 innings, walking none...took a no-hitter into the 6th inning.
- Became the second-youngest pitcher in club history to have a game with 12 strikeouts and no walks (24 years, 277 days) behind Larry Dierker, who had such a game as a 22-year-old in 1969.
- **POSTSEASON:** Pitched in five games in the postseason, posting a 1.80 ERA (1ER/5IP) with two walks and four strikeouts.
- **ALDS VS. CLE:** Was scoreless in Game 1 (1IP) and Game 3 (1IP).
- **ALCS VS. BOS:** Recorded a hold in Game 1 in the Astros 7-2 win at Fenway Park.
- Underwent Tommy John surgery on his right elbow on Nov. 6, 2018.

2017 SEASON:

- Was named to his first-career **ALL-STAR** team and was a hero for the club during the postseason.
- At 23 years old, became the second-youngest pitcher in club history to make an All-Star Team, behind RHP Larry Dierker (22 in 1969).
- Posted career-best marks in walk rate (7.8%) and walks per 9.0 innings ratio (3.03)...put up the highest groundball rate of his career with a 61.9% mark.
- Ranked second in the Majors in groundball to flyball ratio (4.00), behind only teammate LHP Dallas Keuchel (4.41) (min. 100 IP).
- Went 7-2 with a 3.05 ERA (31ER/91.1IP), 106 strikeouts and a .224 opponent batting average in 16 starts prior to the All-Star Game.
- Posted the second-best home runs per 9.0 innings ratio (0.61) among AL pitchers (min. 100 IP).
- Made his debut on an **OPENING DAY** roster and started the club's second game of the season.
- Struck out 10 batters in 7.0 innings on April 9 vs. KC, his second start of the season...became the second pitcher in club history to have multiple games with no walks and 10 strikeouts prior to turning 24, joining Larry Dierker.
- Named the AL Pitcher of the Month for May after going 4-0 with a 0.99 ERA (4ER/36.1IP), 37 strikeouts and a .164 opponent batting average in six May starts...led the AL in ERA during the month, while ranking tied for second in wins.
- Allowed five runs on July 17 vs. SEA...was his first start at home in which he allowed more than three runs...snapped his 27-game streak of surrendering three runs-or-fewer at home, the longest in MLB history by a pitcher to begin his career...tied for the third-longest home streak overall in MLB history.
- Appeared in five **POSTSEASON** games (three starts).
- **ALCS VS. NYY:** Started Game 4 at NYY, tossing 6.0 innings of one-run ball...allowed just two hits.

- Got the save in Game 7 after throwing 4.0 shutout innings...was the seventh save of at least 4.0 innings in MLB postseason history, and the first since Madson Bumgarner's save in Game 7 of the 2014 World Series...allowed just one hit and one walk to preserve Houston's 4-0 victory...threw 24 straight curveballs to end the game.
- Became the first pitcher in MLB history to strike out at least six batters in a postseason save.
- At 24 years, 19 days old, became the third-youngest pitcher in MLB history to record a save in a Game 7, behind LHP David Price (2008 ALCS, 23.054) and LHP Will McEnaney (1975 World Series, 23.250).
- Started Games 3 and 7 of the World Series...got the win in Game 3 after allowing three runs on four hits in 5.1 innings pitched...was the first World Series win in Minute Maid Park history.
- Did not factor into the decision in Game 7, tossing 2.1 scoreless innings...allowed three hits and hit four batters, a Major League record for a postseason game...at 24 years, 30 days, became the youngest pitcher to start Game 7 of the World Series since RHP John Lackey (24 years, 4 days) in Game 7 of the 2002 World Series.
- Recorded an RBI groundout in Game 7, becoming the first pitcher with an RBI since Barry Zito (Game 1, 2012), and the first AL pitcher with an RBI in the Fall Classic since Andy Pettitte (Game 3, 2009)...became the first AL pitcher to collect an RBI in Game 7 of a World Series, and the first pitcher in general since Jesse Orosco of the Mets in 1986.

2016 SEASON:

- Posted a 3.22 ERA with 106 strikeouts in 81.0 innings across 14 starts in a season bookended by IL stints.
- Spent the season as one of the youngest starting pitchers in the AL...the only AL pitchers younger than McCullers to make a start were RHP Jose Berrios, RHP Luis Severino and RHP David Paulino.
- Put up an 11.78 strikeouts per 9.0 innings ratio (106SO/81IP), which ranked fourth among all MLB pitchers (min. 80IP) behind RHP Jose Fernandez (12.49), RHP Yu Darvish (11.84) and RHP David Phelps (11.84)...was the fourth-highest single season strikeouts per 9.0 innings ratio by an Astros pitcher all-time (min. 80IP), behind RHP Brad Lidge in 2004 (14.93), RHP Octavio Dotel in 2001 (12.43) and LHP Randy Johnson in 1998 (12.38).
- Became the third pitcher in MLB history with a K's per 9.0 innings ratio of 11.78 or higher prior to his age-23 season (min. 80IP)...also RHP Francisco Rodriguez (13.18) and RHP Kerry Wood (12.58).
- Joined RHP Roy Oswalt as the only pitchers in club history to post an ERA of 3.22 or lower in each of their first two seasons in the Majors.
- Led the AL with a 2.40 home ERA (min. 60 IP).
- Finished second in the Majors in curveball percentage (49.6%), trailing LHP Rich Hill (49.7%).
- Began the year on the 15-day IL with right shoulder soreness...was activated from the IL on May 13.
- In his start on May 26 vs. BAL, struck out 10 and allowed one run in 5.0 innings in a 4-2 Astros win...became the fourth MLB since 1913 to record 10+ strikeouts while allowing one hit or fewer in less than 6.0 innings, joining RHP Felix Hernandez (2013), RHP Jake Peavy (2003) and RHP Bobby Witt (1986).
- Made his first career start against the Yankees on July 27 and got the win, striking out 10 batters and allowing one run in 6.0 innings...per the Elias Sports Bureau, became the fourth-youngest pitcher over a 40-season span (22 years, 299 days old) to defeat the Yankees while recording 10+ strikeouts, behind only RHP Moose Haas (21.355 in 1978), LHP Matt Moore (22.096 in 2011) and RHP Mark Prior (22.274 in 2003).
- Posted double-digit strikeouts in consecutive starts from July 22-27...became the first Astros pitcher with consecutive double-digit strikeout games since LHP Wandy Rodriguez did so from Sept. 11-17, 2010.
- His 13.05 strikeouts per 9.0 innings ratio in July (44SO/30.1IP) ranked fifth all-time in American League history for a single July, trailing only RHP Pedro Martinez (13.94 in 2000), RHP Nolan Ryan (13.89 in 1989) and LHP Randy Johnson (13.38 in 1994; 13.14 in 1997).
- Was placed on the IL with right elbow discomfort on Aug. 3...remained on the IL through the end of the season.

2015 SEASON:

- Made 22 starts in his debut year in MLB, allowing three earned runs or less in 20 of his 22 starts.
- Among AL pitchers with at least 100.0 innings, ranked sixth in strikeouts per 9.0 innings and seventh in ERA and opponent batting average.
- Authored one of the best rookie seasons by a pitcher in club history, finishing top-10 in Astros rookie single-season records in SO/9IP (2nd, 9.24), opponent batting average (4th, .226), ERA (7th, 3.22) and strikeouts (7th, 129) (min. 100IP).
- Led AL rookies in ERA, opponent batting average and strikeouts per 9.0 innings (min. 100IP), while ranking third in strikeouts and wins above replacement (2.4).
- Was the second-youngest starting pitcher in the Majors, behind Yankees RHP Luis Severino.
- His 129 strikeouts ranked second all-time in club history within a player's first 22 career games, behind RHP Tom Griffin (145 in 1969).
- Spent Spring Training at minor league camp, but did make two appearances with the Major League team.
- Started the regular season at Double A Corpus Christi before getting promoted to Triple A Fresno on May 14...did not pitch in a game at Triple A and was selected to the Astros Major League roster on May 15.

ASTROS
FRONT OFFICEASTROS
COACHING STAFFMCCULLERS JR.,
LANCERSCOUTING & PLAYER
DEVELOPMENT2023 SEASON
IN REVIEW2024
OPPONENTSHISTORY &
RECORDSSPRING
TRAININGMEDIA
INFORMATIONMINUTE MAID
PARK

- Made his Major League debut on May 18 vs. OAK...tossed 4.2 innings and allowed just one run in the game, striking out five and walking three.
- Picked up his first MLB win in what was his second MLB start on May 23 at Detroit...tossed 6.0 innings, allowing two runs on six hits, with six strikeouts.
- Struck out 11 batters in a one-run complete game effort on June 3 vs. Chicago (AL)...marked his first professional complete game...became the first Astros rookie to strike out 11 batters in a complete game since RHP Roy Oswalt struck out 12 on Sept. 9, 2001 vs. Milwaukee.
- On June 14 vs. SEA, tossed 5.0 hitless innings...at 21 years, 255 days, became the youngest pitcher to toss at least 5.0 hitless innings in a start since RHP Phil Hughes (20.311) on May 1, 2007 at Texas.
- Finished June with a 2.11 ERA (9ER/38.1IP), which marked the lowest ERA posted by an Astros rookie during the month since RHP Darryl Kile put up a 1.80 ERA in June of 1991...his .164 opponent batting average (22x134) in June was the lowest produced by an Astros pitcher since RHP Mike Scott in June of 1987 (.164, 26x159), and the lowest ever produced by an Astros rookie during the month.
- Among AL rookies in June, ranked first in strikeouts (40), tied for first in wins (3) and third in ERA...received votes for AL Rookie of the Month, which was awarded to teammate Carlos Correa.
- **POSTSEASON:** Started one postseason game for Houston (ALDS Game 4 vs. KC), becoming the youngest pitcher in club history to start a playoff game (22 years, 10 days old)...prior to McCullers, LHP Mike Hampton held the club record as he started Game 2 of the 1997 NLDS at 25 years, 22 days old.
- **ALDS VS. KC:** Became the youngest AL pitcher to toss at least 6.0 innings while allowing two runs or less in his first career postseason game since LHP CC Sabathia in Game 3 of the 2001 ALDS.
- Was named a Texas League Midseason All-Star at Double A Corpus Christi after allowing two earned runs in his 29.0 innings (0.62 ERA), striking out 43.
- At the time of his promotion to Triple A, was leading Double A in opponent average (.146), while ranking second in ERA and tied for fourth in strikeouts.
- Prior to the season, was ranked as a top 10 Astros prospect by multiple publications, including Baseball Prospectus (#7), *Baseball America* (#9) and ESPN (#6).

MINOR LEAGUE CAREER:

- Was ranked by *Baseball America* as the No. 5 prospect in the Astros system and the No. 77 prospect in baseball in **2014** during his season at Class A Advanced Lancaster...also rated as having the organization's 'Best Curveball' by the publication.
- Was named a **2013** Midwest League Midseason All-Star after going 6-5 with a 3.18 ERA (37ER/104.2IP) and 117 strikeouts in 25 games (19 starts) for Class A Quad Cities...ranked third in the Midwest League in strikeouts.
- In 2013, was ranked by *Baseball America* as the No. 4 prospect with the 'Best Fastball' and 'Best Slider' in the Astros system...also ranked as the No. 50 prospect in baseball.
- Was a 2013 MiLB.com Organization All-Star.
- Began his pro career in **2012** with the Rookie Level GCL Astros (4g) and Greenville Astros (4g)...combined to go 0-4 with a 3.46 ERA (10ER/26IP) and 29 strikeouts.

PERSONAL:

- Lance and his wife, Kara, reside in Houston with their daughters Ava Rae and Isla Graye

LANCE G. MCCULLERS JR.

Year	Team	W	L	ERA	G	GS	CGSHO	SV	IP	H	R	ER	HR	HB	BB	SO	WP	BK	AVG	
2012	GCL Astros (R)	0	1	1.64	4	4	0	0	11.0	10	2	2	0	0	2	12	0	0	.227	
	Greenville (R)	0	3	4.80	4	4	0	0	15.0	10	11	8	2	1	10	17	3	0	.182	
2013	Quad Cities (A)	6	5	3.18	25	19	0	0	104.2	92	49	37	3	6	49	117	4	2	.239	
2014	Lancaster (A)	3	6	5.47	25	18	0	0	4	97.0	95	63	59	18	7	56	115	11	1	.255
2015	Corpus Christi (AA)	3	1	0.56	7	5	0	0	1	32.0	16	4	2	1	2	14	48	3	0	.142
	HOUSTON	6	7	3.22	22	22	1	0	0	125.2	106	49	45	10	5	43	129	8	1	.226
2016	Corpus Christi (AA)#	0	0	3.00	1	1	0	0	0	3.0	3	1	1	1	0	4	0	0	.273	
	Fresno (AAA)#	0	0	0.00	1	1	0	0	0	5.0	2	0	0	0	0	2	7	1	0	.118
	HOUSTON	6	5	3.22	14	14	0	0	0	81.0	80	29	29	5	0	45	106	9	2	.261
2017	HOUSTON	7	4	4.25	22	22	0	0	0	118.2	114	61	56	8	11	40	132	8	1	.249
	Fresno (AAA)#	0	1	9.00	1	1	0	0	0	3.0	3	3	3	0	0	5	1	1	0	.300
	Corpus Christi (AA)#	1	0	3.60	1	1	0	0	0	5.0	5	2	2	0	0	1	2	0	0	.278
2018	HOUSTON	10	6	3.86	25	22	0	0	0	128.1	100	60	55	12	7	50	142	14	1	.215
2019	Did not play (injured)																			
2020	HOUSTON	3	3	3.93	11	11	0	0	0	55.0	44	29	24	5	5	20	56	0	0	.220
2021	HOUSTON	13	5	3.16	28	28	0	0	0	162.1	122	59	57	13	10	76	185	7	0	.205
	Sugar Land (AAA)#	0	0	2.25	1	1	0	0	0	4.0	2	1	1	0	0	0	4	0	0	.143
2022	Corpus Christi (AA)#	0	0	4.50	1	1	0	0	0	2.0	3	1	1	0	1	0	3	0	0	.333
	Sugar Land (AAA)#	0	0	7.15	3	3	0	0	0	11.1	13	10	9	2	1	7	14	0	0	.283
	HOUSTON	4	2	2.27	8	8	0	0	0	47.2	37	12	12	4	0	22	50	1	0	.215
2023	Did not play (injured)																			
MINOR LEAGUE TOTALS		13	17	3.84	74	59	0	0	5	293.0	254	147	125	27	18	146	344	23	3	.232
MAJOR LEAGUE TOTALS		49	32	3.48	130	127	1	0	0	718.2	603	299	278	57	38	296	800	47	5	.226

#Rehab Assignment

MCCULLERS IN THE POSTSEASON

		DIVISION SERIES RECORD																		
Year	Team/Opp.	W	L	ERA	G	GS	CG	SHO	SV	IP	H	R	ER	HR	HB	BB	SO	WP	BK	AVG
2015	HOU/KC	0	0	2.84	1	1	0	0	0	6.1	2	2	2	1	2	2	7	0	0	.095
2017	HOU/BOS	0	0	6.00	1	0	0	0	0	3.0	3	2	2	0	0	2	4	0	0	.273
2018	HOU/CLE	0	0	0.00	2	0	0	0	0	2.0	2	0	0	0	0	0	0	0	0	.286
2020	HOU/OAK	0	0	9.00	1	1	0	0	0	4.0	8	5	4	3	0	1	5	0	0	.421
2021	HOU/CWS	1	0	0.84	2	2	0	0	0	10.2	9	1	1	1	1	3	9	0	0	.237
2022	HOU/SEA	0	0	0.00	1	1	0	0	0	6.0	2	0	0	0	0	2	7	0	0	.100
TOTALS		1	0	2.53	8	5	0	0	0	32.0	26	10	9	5	3	10	32	0	0	.224

		CHAMPIONSHIP SERIES RECORD																			
Year	Team/Opp.	W	L	ERA	G	GS	CG	SHO	SV	IP	H	R	ER	HR	HB	BB	SO	WP	BK	AVG	
2017	HOU/NYY	0	0	0.90	2	1	0	0	1	10.0	3	1	1	1	0	3	9	0	0	.097	
2018	HOU/BOS	0	0	3.00	3	0	0	0	0	3.0	2	2	1	0	0	2	4	2	0	.182	
2020	HOU/TB	0	2	3.38	2	2	0	0	0	10.2	8	7	4	4	2	1	18	0	0	.190	
2022	HOU/NYY	0	0	5.40	1	1	0	0	0	5.0	8	4	3	0	1	1	6	1	0	.348	
TOTALS		0	2	2.83	8	4	0	0	1	28.2	21	14	9	5	3	7	37	3	0	.196	

		WORLD SERIES RECORD																			
Year	Team/Opp.	W	L	ERA	G	GS	CG	SHO	SV	IP	H	R	ER	HR	HB	BB	SO	WP	BK	AVG	
2017	HOU/LAD	1	0	3.52	2	2	0	0	0	7.2	7	3	3	0	4	4	6	0	0	.259	
2022	HOU/PHI	0	1	14.54	1	1	0	0	0	4.1	6	7	7	5	0	1	5	0	0	.316	
TOTALS		1	1	7.50	3	3	0	0	0	12.0	13	10	10	5	4	5	11	0	0	.283	

MCCULLERS CAREER TRANSACTIONS

- Selected by Houston with the 41st overall pick in the supplemental first round of the June 2012 draft.
- On Injured List, March 25-May 13, 2016 (right shoulder soreness).
- On Injured List, Aug. 3-Oct. 3, 2016 (right elbow discomfort).
- On Injured List, June 12-24, 2017 (lower back discomfort).
- On Injured List, July 31-Sept. 6, 2017 (lower back discomfort).
- On Injured List, Aug. 5-Sept. 24, 2018 (right elbow discomfort).
- On Injured List, March 24, 2019- Nov. 4, 2019 (right elbow surgery).
- On Injured List, Sept. 6-16, 2020 (neck nerve irritation).
- On Injured List, May 26-June 15, 2021 (right shoulder soreness).
- On Injured List, April 7-Aug. 13, 2022 (right forearm strain).
- On Injured List, March 30-Nov. 6, 2023 (right forearm surgery).

MCCULLERS GAME HIGHS

Longest Winning Streak:5 (2x) -- last, April 30-July 2, 2021
Longest Losing Streak:4 -- Aug. 3-Sept. 22, 2015
Strikeouts:12 -- July 6, 2018 vs. Chicago (AL)
Walks:6 (2x) -- last, April 11, 2018 at Minnesota
Innings (starter):9.0 -- June 3, 2015 vs. Baltimore
Innings (relief):1.0 -- Sept. 29, 2018 at Toronto
Low-Hit Game (CG):4 -- June 3, 2015 vs. Baltimore



COLE MCDONALD

88
RHP

HT	WEIGHT
6'0"	217

Born: 3/11/97 in New Hampton, IA

Opening Day Age: 27

Contract Status: Signed through 2024

Acquired: Selected in the 15th round of the June 2019 draft.

Resides: New Hampton, IA

ML Service: 0.000

CAREER HIGHLIGHTS

- Right-handed reliever has played in parts of four minor league seasons (2019, 2021-23) in the Astros system, going 5-11 with a 4.59 ERA (76ER/149IP) and 222 strikeouts in 81 games (13 starts)
- Has a 13.4 strikeouts-per-9.0-innings ratio since making his pro debut in 2019, ranking first among Astros minor leaguers (min. 140 IP).
- Was named as an Astros MiLB.com Organizational **ALL-STAR** in 2023 after going a combined 2-3 with a 3.59 ERA (21ER/52.2IP), a .224 opponent batting average and seven saves in stops with Double A Corpus Christi (35g) and High A Asheville (4g).

MINOR LEAGUE CAREER:

- Made the bulk of his appearances in **2023** with Double A Corpus Christi (35g) after beginning the year with High A Asheville (4g)...went a combined 2-3 with a 3.59 ERA (21ER/52.2IP), seven saves and a .224 opponent batting average...was selected as an Astros MiLB.com Organizational **ALL-STAR**...was the first season of his minor league career in which he was used strictly as a reliever....ranked fifth among Astros minor leaguers with an average of 12.65 strikeouts-per-nine-innings (min. 50 IP) and had a strikeout in all but two of his outings on the year...recorded 11 straight scoreless innings to close out the season, striking out 14 batters over that stretch...led Corpus Christi and was tied for seventh in the Texas League with seven saves...the 39 total appearances and seven saves marked his minor league career highs.
- Spent his entire **2022** season with High A Asheville, going 2-6 with a 6.86 ERA (46ER/60.1IP) and 100 strikeouts in 28 games (five starts)...was second among Astros minor leaguers with an average of 14.92 strikeouts-per-nine-innings (min. 60 IP).
- Was limited to just four appearances (all starts) in **2021** due to injury...made one start with High A Asheville and was sidelined until September when he made three rehab starts with the Astros Florida Complex League affiliate...recorded a 2.08 ERA (2ER/6.2IP) in his three rehab starts with the FCL Astros, striking out 18 batters.
- Did not appear in a regular season game in **2020** due to the cancellation of the minor league season

BROADCAST NOTES

- Graduated from New Hampton High School in New Hampton, Iowa, in 2015 where his father, Cory, was also his head coach...did not pitch his senior season while recovering from Tommy John surgery but went 2-0 with a 0.39 ERA and 29 strikeouts in 18 innings his junior year...was rated as a Top-500 prospect nationally by Perfect Game following his senior year...was captain of the football, basketball and baseball teams at New Hampton H.S. as a senior...holds the school's single-season records in wins (10), ERA (0.88), strikeouts (152), winning percentage (.889), shutouts (seven), batting average (.490) and stolen bases (26)...went undrafted out of high school
- Attended the nearby University of Iowa...went 15-10 with a 4.12 ERA (97ER/211.2IP) with 203 strikeouts in 45 starts during four years with the Hawkeyes...finished his career fifth in program history in strikeouts...was Iowa's Friday night starter his senior year, going 6-3 with a 3.54 ERA in 15 starts...was rated as the No. 13 draft prospect in the Big Ten by D1Baseball.com...was an Academic All-Big Ten honoree in three of his four seasons.
- Was college teammates with RHP Nick Allgeyer, who was signed by the Astros to a minor league deal in 2023 and spent the bulk of his season with Triple A Sugar Land...Allgeyer was Iowa's Friday night starter prior to being drafted in 2018, opening the spot for McDonald the following season.
- Participated with Team U.S.A. in the 2017 World University Games in Taipei, Taiwan...tossed a 9.0-inning no-hitter in a victory over the Czech Republic in one of his two appearances...faced just two batters over the minimum and needed only 97 pitches to complete the no-hitter...the World University Games are held every two years and are an international multi-sport event organized by the International University Sports Federation for college athletes.
- Drafted by Houston in the 15th round of the June 2019 draft...signed by Astros scout Jim Stevenson.
- Received his first invite to Major League Spring Training in 2024...is currently signed to a one-year contract for the 2024 campaign.

MCDONALD, COLE

- Made his professional debut in **2019**, appearing with Short-Season Tri-City (9g) and the Gulf Coast League Astros (1g)...went a combined 1-0 with a 2.39 ERA (7ER/26.1IP) and 29 strikeouts in 10 games (four starts)

COLE CHRISTOPHER TRUE MCDONALD

Year	Team	W	L	ERA	G	GS	CGSHO	SV	IP	H	R	ER	HR	HB	BB	SO	WP	BK	AVG
2019	GCL Astros (R)	0	0	0.00	1	1	0	0	2.0	0	0	0	0	0	0	2	0	0	.000
	Tri-City (A)	1	0	2.59	9	3	0	0	24.1	17	9	7	3	1	15	27	2	0	.198
2020	--Did not play; Cancellation of minor league season--																		
2021	Astros (R)	0	2	2.08	3	3	0	0	8.2	6	5	2	0	0	4	18	2	0	.198
	Asheville (A)	0	0	0.00	1	1	0	0	1.0	0	0	0	0	0	2	1	0	0	.000
2022	Asheville (A)	2	6	6.86	28	5	0	0	60.1	61	49	46	7	3	50	100	18	0	.258
	Asheville (A)	0	0	0.00	4	0	0	0	4.2	4	0	0	0	0	1	8	0	1	.222
2023	Corpus Christi (AA)	2	3	3.94	35	0	0	0	7	48.0	40	25	21	2	2	21	66	6	.225
MINOR LEAGUE TOTALS		5	11	4.59	13	0	0	0	8	149.0	128	88	76	12	6	93	222	28	.229

ASTROS
FRONT OFFICE

ASTROS
COACHING STAFF

ASTROS
MCDONALD, COLE

SCOUTING & PLAYER
DEVELOPMENT

2023 SEASON
IN REVIEW

2024
OPPONENTS

HISTORY &
RECORDS

SPRING
TRAINING

MEDIA
INFORMATION

MINUTE MAID
PARK



NON-ROSTER INVITE

JACOB MELTON

76
OF

HT	WEIGHT
6'3"	204

Born: 9/7/00 in Medford, OR

Opening Day Age: 23

Contract Status: Signed through 2024

Acquired: Selected in the second round of the June 2022 draft.

Resides: Medford, OR

ML Service: 0.000

CAREER HIGHLIGHTS

- Speedy outfielder has played in parts of two minor league seasons (2022-23) in the Astros system, batting .248 (120x484) with 94 runs, 23 doubles, 27 homers, 68 RBI and 51 steals through 122 games.
- Entering the 2024 season, ranked as Houston's No. 1 prospect by *Baseball America* and MLB Pipeline.
- Was selected as an Astros MiLB.com Organizational **ALL-STAR** in 2023 after belting 23 home runs to go with 55 RBI, while also stealing 46 bases...was the only Astros minor leaguer to hit at least 20 homers and steal at least 40 bases in 2023.
- Has appeared at all three outfield spots through two minor league seasons, making the majority of his appearances (66 games) at center field.

MINOR LEAGUE CAREER:

- Was an MiLB.com Organizational **ALL-STAR** in his first full season at the minor league level in **2023**, batting a combined .245 (97x396) with 83 runs scored, 23 home runs, 55 RBI and 46 stolen bases in 99 games...began the year with High A Asheville (86 games) and received a late-season promotion to Double A Corpus Christi (13 games)...was the only player in the Astros system and one of five players in Minor League Baseball with at least 20 home runs and 40 stolen bases...ranked second in the Astros system with 46 stolen bases...among South Atlantic League players, ranked second in stolen bases (41), tied for third in runs (73), 10th in slugging percentage (.453) and seventh in home runs (18)...made appearances at all three outfield spots: center field (48 games), right field (17 games) and left field (nine games)...was named the Astros Minor League Player of the Month for July after batting .318 (27x85) with nine doubles, five home runs, 13 RBI and 12 stolen bases in 22 games with Asheville.
- Made his professional debut in **2022**, appearing in 19 games with Low A Fayetteville and four games with the Florida Complex League Astros...went on an offensive tear with Low A Fayetteville after his brief stint with the Florida Complex League Astros, batting .324 (23x71) with four home runs and 13 RBI.

BROADCAST NOTES

- Was a two-time First-Team All-State and First-Team All-League selection at South Medford High School (Medford, Ore.), graduating in 2019...batted .513 with eight home runs, 28 RBI and 33 stolen bases his senior year...went undrafted out of high school.
- Began his collegiate career at Linn-Benton Community College (Albany, Ore.) in 2019...batted .365 with 14 doubles, seven triples, three home runs, 39 RBI and 16 stolen bases...was selected First-Team All-Northwest Conference, also winning a Gold Glove Award for his region.
- Transferred to Oregon State University following a one-season stint at Linn-Benton Community College...was named the Pac-12 Player of the Year as a junior in 2022, batting .360 with 17 home runs, 83 RBI and 21 stolen bases...set the Oregon State single-season record with 175 total bases and tied the program single-season record with 83 RBI...was a Golden Spikes Award semi-finalist and was selected as a First-Team All-American by Perfect Game, Collegiate Baseball, the National Collegiate Baseball Writer's Association and the American Baseball Coaches Association...was named All-Pac 12 Honorable Mention in 2021 after batting .404 with six home runs, 25 RBI and eight stolen bases in 32 games...was twice-named Collegiate Baseball Player of the Week in his Oregon State career.
- Grew up hunting and fishing in his hometown of Medford, Ore., with his father, Joe...was pursuing a major in fisheries and wildlife sciences while at OSU...hopes to work with the Oregon Department of Fish and Wildlife once his playing days are over to help promote salmon conservation as well as combat human encroachment on habitats in the region.
- Drafted by Houston in the second round of the June 2022 draft...signed by Astros scout Tim Costic.
- Received his first invite to Major League Spring Training in 2024...is currently signed to a one-year contract for the 2024 campaign.

MELTON, JACOB



JACOB WILLIAM MELTON																					
Year	Team	AVG	G	AB	R	H	2B	3B	HR	RBI	BB	SO	SB	CS	OBP	SLG	SF	SH	HB	E	
2022	Astros (R)	.000	4	17	0	0	0	0	0	0	0	6	1	0	.000	.000	0	0	0	0	
	Fayetteville (A)	.324	19	71	11	23	6	0	4	13	11	29	4	2	.424	.577	1	0	2	0	
2023	Asheville (A)	.244	86	344	73	84	16	1	18	42	48	83	41	7	.338	.453	0	0	1	4	
	Corpus Christi (AA)	.250	13	52	10	13	1	0	5	13	4	16	5	0	.304	.558	0	0	0	0	
MINOR LEAGUE TOTALS		.248	122	484	94	120	23	1	27	68	63	125	51	9	.338	.467	1	0	3	4	
MELTON CAREER TRANSACTIONS																					

- Selected by Houston in the second round of the June 2022 draft.



JAKE MEYERS

6
OF

HT	WEIGHT	MLB
6'0"	202	R/L

Born: 6/18/96 in Omaha, NE

Opening Day Age: 27

Contract Status: Signed through 2024

Acquired: Selected in the 13th round of the June 2017 draft.

Resides: Omaha, NE

ML Service: 2.044

CAREER HIGHLIGHTS

- Standout defensive center fielder has appeared in parts of the last three seasons in the Majors with the Astros, including the entire 2023 campaign... among American League center fielders, ranks fifth in defensive runs saved (12) and sixth in Defensive Runs Above Average (13.8) since his debut in 2021.
- Has batted .235 (142x605) with 17 HR and 76 RBI in 213 games for the Astros (2021-23)...has made 195 appearances at center field, while also appearing defensively at left field (6g) and right field (3g).
- Made his first career **OPENING DAY** roster in 2023 and set career highs in numerous offensive categories, including games (112), runs (42), doubles (16), home runs (10), RBI (33) and stolen bases (5)...led the Astros with 87 starts at center field and led AL center fielders with a 4.7 Ultimate Zone Rating (min. 800 innings).
- Through 380 games across parts of five seasons at the minor league level, he's posted a .278 (389x1401) average with 43 homers and 51 steals.
- Had a breakout minor league season at Triple A Sugar Land in 2021, which led to his eventual call-up...was named a 2021 organizational **ALL-STAR** by MiLB.com...hit .343 (93x271) with 16 homers, 51 RBI and a 1.006 OPS in 68 games for the Skeeters.
- Named a 2019 Carolina League Midseason **ALL-STAR** while playing for Class A Fayetteville.

2023 SEASON:

- Finished his first full season at the MLB level, batting .227 (70x309) with 10 HR, 33 RBI, 16 doubles and five steals and 42 runs in 111 games...according to FanGraphs, led AL center fielders with a 4.7 UZR and ranked third at 7.7 Defensive Runs Above Average.
- Reached base safely in nine consecutive plate appearances from May 17-21... had been the first Astros player to reach safely in nine straight plate appearances since Yordan Alvarez (Sept. 10-12, 2021).
- Logged his first career four-hit game on June 5 at Toronto, going 4x5 with a home run and two RBI.
- Had a huge game on Aug. 6 at New York (AL), going 2x4 with two home runs and 6 RBI...set his single-game career high in RBI...marked his second career multi-homer game, with the other coming on Aug. 14, 2021 at Los Angeles (AL).

BROADCAST NOTES

- Graduated from Westside HS in Omaha (NE) in 2014, where he was a two-way star...ranked as the No. 1 outfielder in the state of Nebraska and the No. 4 overall player in the state by Perfect Game in 2014... went 9-0 as a senior with a 0.97 ERA and 80 strikeouts in 58 innings...also delivered a .440 batting average... led his school to back-to-back Class A state titles in 2013 and 2014...started the 2014 title game and tossed a five-hitter with 12 strikeouts.
- Went undrafted out of high school and went on to attend the University of Nebraska, where his father, Paul, was a first-team All-American for the Huskers in 1986...Paul was drafted in the fourth round of the 1986 MLB Draft by the Giants...he went on to play five years in the minors (1986-90), topping out at the Triple A level...Paul, like his son Jake, batted right-handed and threw left-handed.
- Was one of two Major Leaguers to bat exclusively right-handed and throw left-handed in 2023, with the other being teammate Chas McCormick...the two are the first pair of teammates to bat right and throw left since Rickey Henderson and Brian Leshar played together for Seattle in 2000...Jason Lane, McCormick, Meyers and Mark Warwick are the only four players in club history that fit into the exclusive category of batting right and throwing left.
- At Nebraska, Jake excelled on the mound and in the box...finished his three-year career as a .307 batter while going 31-for-36 on stolen base attempts... compiled a career record of 17-4 on the mound with a 2.61 ERA and 112 strikeouts...named one of five finalists for the John Olerud Two-Way Player of the Year...captured first-team All-Big Ten honors.
- Drafted by Houston in the 13th round of the June 2017 draft...signed by Astros scout Mark Adair.
- Jake and his wife, Maddie, had their first daughter, Ava, on Dec. 10, 2022...Maddie and Ava were in attendance for Jake's first Father's Day in the Majors on June 18, 2023 at Minute Maid Park...Maddie and Ava traveled from Nebraska to Houston in 2023 to see Jake each homestand, and he credited FaceTime for being able to stay connected with them while on the road.
- Added to the Astros 40-man roster on July 31, 2021... the 2024 season will be his fifth straight at MLB Spring Training.

- Made his 1st career **OPENING DAY** roster and start on March 30 vs. Chicago (AL).
- Did not appear in a **POSTSEASON** game but was a member of the Astros' ALDS roster vs. Minnesota.

2022 SEASON:

- Played in his second MLB season, batting .227 (34x150) with one home run, six doubles, two triples, 15 RBI and a .582 OPS (.269 OBP / .313 SLG) in 52 games.
- Started the season on the IL following offseason left shoulder surgery, which corrected an injury sustained during the 2021 ALDS...returned from the IL on June 24 and remained with the club thru Aug. 30, when he was optioned to Triple A.
- While in the Majors, recorded a career-long, nine-game hitting streak from June 30-July 10, batted .364 (12x33) with seven runs, three doubles, one triple, one home run and nine RBI during the streak.
- Had a strong stint with Triple A Sugar Land, hitting .306 (44x144) with seven homer, 18 RBI and a .913 OPS in 38 games, also drawing 25 walks.
- Recalled from Triple A Sugar Land on Sept. 29 and finished the season at the big league level.
- Made all of his **POSTSEASON** appearances in the ALDS vs. Seattle...served as a pinch-runner and came around to score in Game 1...made a start in Game 2 at center field...was not on the ALCS and World Series rosters but traveled with the team as part of the Taxi Squad.

2021 SEASON:

- Made his MLB debut, hitting .260 (38x146) with six homers, eight doubles, 10 walks, three stolen bases and a .761 OPS (.438 SLG/.323 OBP) in 49 games with the Astros.
- Had a breakout minor league season at Triple A Sugar Land and was named an MiLB.com Organizational **ALL-STAR**...hit .343 (93x271) with 17 doubles, 16 homers, 51 RBI and a 1.006 OPS in 68 games for the Skeeters.
- Selected to the Astros roster on July 31 in the wake of OF Myles Straw being traded to Cleveland.
- In his second career start, and his seventh overall game, went 2x4 with two homers and five RBI on Aug. 14 at Los Angeles (AL)...became the second player in franchise history to have a multi-homer game within his first seven career games, joining SS Orlando Miller in 1994.
- Was also the third player in club history to have a five-RBI night within his first seven games, with the last to do so being C J.R. Towles, who recorded eight RBI in his sixth career game on Sept. 20, 2007 at STL.
- In the **POSTSEASON**, he batted .375 (3x8) with two RBI and a run scored...was on the Astros ALDS and ALCS roster but was excluded from the World Series roster due to left shoulder discomfort, an injury sustained in the ALDS.

MINOR LEAGUE CAREER:

- Did not play in an official game in **2020** due to the cancellation of the minor league season...was added to the Astros 60-man Player Pool and spent the Major League season at the Astros alternate training site.
- Split his **2019** season between Double A Corpus Christi and Class A Fayetteville, combining to hit .249 (107x430) with nine homers and 12 stolen bases...was named a Carolina League Midseason **ALL-STAR** for his work with the Woodpeckers.
- Had a strong first season as a pro in **2018**, combining to hit .278 (117x421) with 31 doubles, eight homers, 46 RBI, 16 steals and a .786 OPS between two High A Bues Creek and Single A Quad Cities.
- Debuted in **2017**, playing in 42 games for Short-Season Tri-City.

JACOB BERKSHIRE MEYERS

Year	Team	AVG	G	AB	R	H	2B	3B	HR	RBI	BB	SO	SB	CS	OBP	SLG	SF	SH	HB	E
2017	Tri-City (A)	.207	42	135	17	28	4	0	3	10	12	30	11	2	.289	.304	1	0	4	2
2018	Quad Cities (A)	.302	61	225	35	68	18	3	5	22	23	43	13	7	.383	.476	1	1	7	2
	Bues Creek (A)	.250	60	196	28	49	13	0	3	24	28	40	3	7	.341	.362	6	1	2	3
2019	Fayetteville (A)	.258	87	341	55	88	28	3	8	41	33	84	9	4	.336	.428	2	0	8	4
	Corpus Christi (AA)	.213	24	89	9	19	0	1	1	6	11	20	3	3	.300	.270	0	0	0	1
2020																				
	--Did not play; Cancellation of minor league season--																			
2021	Sugar Land (AAA)	.343	68	271	52	93	17	2	16	51	25	59	10	3	.408	.598	2	0	6	0
	HOUSTON	.260	49	146	22	38	8	0	6	28	10	50	3	0	.323	.438	1	2	4	1
2022	Sugar Land (AAA)	.306	38	144	26	44	6	1	7	18	25	30	2	0	.406	.507	1	0	0	0
	HOUSTON	.227	52	150	13	34	6	2	1	15	7	54	2	1	.269	.313	1	0	2	2
2023	HOUSTON	.227	112	309	42	70	16	1	10	33	26	88	5	2	.296	.382	1	0	5	4
MINOR LEAGUE TOTALS		.278	380	1401	222	389	86	10	43	172	157	306	51	26	.359	.445	13	2	27	12
MAJOR LEAGUE TOTALS		.235	213	605	77	142	30	3	17	76	43	192	10	3	.296	.379	3	2	11	7

MEYERS IN THE POSTSEASON

		DIVISION SERIES RECORD																		
Year	Team/Opp.	AVG	G	AB	R	H	2B	3B	HR	RBI	BB	SO	SB	CS	OBP	SLG	SF	SH	HB	E
2021	HOU/CWS	.375	4	8	1	3	0	0	0	2	0	2	1	0	.375	.375	0	0	0	0
2022	HOU/SEA	.000	2	2	1	0	0	0	0	0	0	2	0	0	.000	.000	0	0	0	0
TOTALS		.300	6	10	2	3	0	0	0	2	0	4	1	0	.300	.300	0	0	0	0

MEYERS CAREER TRANSACTIONS

- Selected by Houston in the 13th round of the June 2017 draft.
- On Injured List, April 7-June 25, 2022 (left shoulder surgery).

MEYERS GAME HIGHS

Hits: 4 -- June 5, 2023 at Toronto
Home Runs: 2 (2x) -- last, Aug. 6, 2023 at New York (AL)
RBI: 6 -- Aug. 6, 2023 at New York (AL)
Stolen Bases: 1 (10x) -- last, July 4, 2023 vs. Colorado
Longest Hitting Streak: 9 -- June 30-July 10, 2022
Career Grand Slams (1): Aug. 14, 2021 at Los Angeles-AL (Junior Guerra)

MEYERS CAREER FIELDING

YEAR	POSITION	PCT.	G	PO	A	E	TC	DP
2023	Outfield	.984	107	239	3	4	246	0
TOTALS	Outfield	.985	202	442	4	7	453	0



RAFAEL MONTERO

47
RHP

B/T	HEIGHT	WEIGHT
R/R	6'0	193

Born: 10/17/90 in Higuerito, D.R.

Opening Day Age: 33

Contract Status: Signed through 2024

Acquired: From Seattle along with RHP Kendall Graveman in exchange for RHP Joe Smith and IF Abraham Toro on July 27, 2021.

ML Service: 7.138

Resides: Santo Domingo, DR

CAREER HIGHLIGHTS

- Veteran reliever has spent parts of nine seasons in the Majors with the Mets (2014-17), Rangers (2019-20), Mariners (2021) and Astros (2021-23), going 21-26 with 30 saves, a 4.71 ERA (222ER/424IP) and 436 strikeouts in 280 games (30 starts)...has been exclusively a reliever since the 2019 season.
- Has pitched in each of the last two **POSTSEASONS** for the Astros, logging a 2.51 ERA (4ER/14.1IP) with 18 strikeouts and a .143 opponent's batting average through 15 appearances.
- Was again a mainstay in the Astros bullpen 2023, topping 65 appearances for the second straight season...was tied for ninth in the American League with 75 strikeouts, which were his career high as a reliever...pitched to mixed results, recording a 5.08 ERA (38ER/67.1IP) on the year, but finished the season by logging a 2.75 ERA (11ER/36IP) with 43 strikeouts and a .224 opponent's batting average through his final 25 appearances...recorded a 3.60 ERA (2ER/5IP) with eight strikeouts through five **POSTSEASON** appearances
- Had a career year for the Astros in 2022, posting a 2.37 ERA and a 163 ERA+ in 71 games...served as closer when RHP Ryan Pressly was unavailable, earning 14 saves and 23 holds, both career-highs...also pitched for the first time in the **POSTSEASON** and was dominant, going 1-0 with a 1.93 ERA and four holds in 9.1 innings...struck out 10 and had a .156 opponent batting average.
- Pitched a scoreless eighth inning in Game 4 of the 2022 World Series against the Phillies, combining with RHP Cristian Javier (6 IP), RHP Bryan Abreu (1 IP) and RHP Ryan Pressly (1 IP) to toss just the third no-hitter in MLB postseason history.
- Served as the Rangers closer in the 2020 season, going eight-for-eight in save opportunities...was one of just three pitchers in the Majors to convert at least eight saves without a blown save.
- Made his MLB debut on May 14, 2014 vs. NYY, taking the loss in the Mets 4-0 defeat (6.0 IP, 5 H, 3 R-ER)...struck out a career-high 10 hitters in his third career start on May 25, 2014 vs. ARI (G1).
- Had a strong minor league career with the Mets as one of their top prospects...had an eventful 2013, in which he started the Future's Game (OER/1IP), was named an MiLB.com Organization **ALL-STAR** and was a BA Minor League All-Star.

BROADCAST NOTES

- Grew up in the rural hometown of Sabana Huguero, which is inland Dominican Republic and near the Haitian border...played baseball recreationally as a child in Huguero before moving to Santo Domingo with a brother to train as a professional baseball player...at the time his move to Santo Domingo, he was topping out at 89...by the time he turned 20, he was reaching 94, attracting attention from local scouts.
- Despite his advanced age, the Mets signed Montero as a 20-year-old international free agent on Jan. 20, 2011...officially signed by Mets scouts Rafael Perez, Ismael Cruz and Gerardo Cabrera.
- After signing with the Mets, blossomed into a huge prospect, eventually starting the Futures Game for the World Team in 2013...entering the 2014 season, ranked as the Mets No. 2 pitching prospect, behind only RHP Noah Syndergaard and immediately ahead of RHP Jacob deGrom (per Fangraphs).
- Struggled to find his footing in the Mets organization before undergoing Tommy John surgery in '18...signed a minor league deal with the Rangers prior to the 2019 season and settled into full-time relief role post-surgery...was offered a chance to return to starting role with the Rangers but insisted on continuing as a reliever to maintain his arm's health...he bounced around the Rangers and Mariners organizations (2019-21) prior to the 2021 Trade Deadline.
- Has had the best fastball velocity of his career over the last two seasons, his first full seasons with Houston...averaged a career-best 96.5 mph with the pitch in 2022 and followed that with an average of 96.1 mph in 2023, which was the second-highest mark of his nine-year career.
- Acquired by the Astros on July 27, 2021, alongside RHP Kendall Graveman in exchange for RHP Joe Smith and IF Abraham Toro...prior to the trade, he had been DFA'd by the Mariners...that trade has been a huge success for Houston...Graveman was a boon for the Astros bullpen down the stretch in 2021, while Montero proved to be invaluable for the club in 2022...on the Mariners side, Smith reached free agency after the 2021 and Toro was traded to the Brewers following the 2022 season.
- Has played for four teams in his professional career in parts of eight seasons...reached free agency after the 2022 season and re-signed with the Astros on Nov. 15, 2022...signed a three-year deal to stay in Houston through the 2025 season.

ASTROS FRONT OFFICE
ASTROS COACHING STAFF
SCOUTING & PLAYER DEVELOPMENT
2023 SEASON IN REVIEW
2024 OPPONENTS
HISTORY & RECORDS
SPRING TRAINING
MEDIA INFORMATION
MINUTE MAID PARK

2023 SEASON:

- Spent the 2023 campaign mostly in a middle relief role, going 3-3 with a 5.08 ERA (38ER/67.1IP) with one save and 79 strikeouts through 68 games.
- Struggled early on during the year but regained high-leverage innings in the second half of the season... recorded a 2.25 ERA (11ER/36IP) with 43 strikeouts, a .224 opponent's batting average and a 1.28 WHIP through his final 25 appearances.
- Was tied for ninth in the AL with 79 strikeouts, which were also his single-season career high as a reliever...also posted a career-best 10.56 strikeouts-per-nine-innings, surpassing his previous high of 10.55 SO/9 with the Rangers in 2019.
- Per Baseball Savant, averaged 96.1 mph with his fastball, which was the second-fastest mark of his career behind only an average of 96.4 mph in 2022.
- Collected his lone save of the season in his second appearance of the season on March 31 vs. CWS (1.0 IP, 1 H, 0 R, 0 BB, 1 SO).
- Made his fifth appearance on an **OPENING DAY** roster, also, 2015, 2017, 2021 and 2022...was his second Opening Day as an Astro.
- Participated with Team Dominican Republic in the 2023 World Baseball Classic, tossing 2.0 scoreless innings in two appearances.
- Recorded a 3.60 ERA (2ER/5IP), with three walks, eight strikeouts and a 1.00 WHIP in the **POSTSEASON**...finished the Astros' wins in Game 3 of the ALDS at Minnesota and Game 4 of the ALCS at Texas, recording a scoreless and hitless inning in each appearance.

2022 SEASON:

- Setup man turned in career year in his first full season with the Astros, posting a 2.37 ERA and a 163 ERA+ while logging 14 saves in 71 games.
- Career highs reached in 2022: apps (71), ERA (2.37), WHIP (1.02, min. 30IP), opponent BA .193, (min. 18IP), opponent OBP (.268, min. 30 IP), opponent SLG (.267) opponent OPS (.535) and holds (23).
- Was dominant at home, posting a 1.76 ERA and allowing a .175 opponent batting average at Minute Maid Park...in one-run games, went 2-1 with a 1.26 ERA...held left-handed hitters to a .158 (18x114) batting average.
- Among AL players, tied for third in appearances (71), tied for sixth in holds (23), 11th in innings (68.1) and 12th in saves (14).
- Made his fourth **OPENING DAY** roster.
- Was one of five Dominican-born pitchers used on April 13 vs. ARI (also, LHP Framber Valdez, RHP Ronel Blanco, RHP Cristian Javier, Montero and RHP Hector Neris)...according to Elias Sports, this tied a Major League record for most Dominican-born pitchers used in a single game...had been reached only four other times previously, also by the 2006 D-backs (3x) and the 2009 Royals (once).
- Allowed just two earned runs across last 15 apps. (14.2IP) to close out the regular season.
- In his first career **POSTSEASON**, pitched in 10 games while going 1-0 with a 1.93 ERA and four holds in 9.1 innings...struck out 10 and allowed a .156 opponent batting average...earned win in 1st career playoff appearance...went 1.2 innings in G2 of WS, allowing 1 hit and earning a strikeout...Astros went 9-1 in games that he pitched in.
- Pitched a scoreless 8th inning in Game 4 of the 2022 World Series against the Phillies, combining with RHP Cristian Javier (6IP), RHP Bryan Abreu (1IP) and RHP Ryan Pressly (1IP) to toss just the third no-hitter in postseason history.
- Reached free agency in the offseason and signed a three-year deal to stay with the Astros on Nov. 15.

2021 SEASON:

- Combined to go 5-4 with seven saves and a 6.39 ERA (35ER/49.1IP) in 44 games between the Mariners (40g) and the Astros (4g).
- Made the Mariners **OPENING DAY** roster and began the year as the club's closer...converted seven-of-12 save chances on the year, all with SEA.
- Was designated for assignment on July 23...was acquired by the Astros on July 27 in a four-player deal that also brought RHP Kendall Graveman to Houston, while sending IF Abraham Toro and RHP Joe Smith to Seattle.
- Made four appearances for the Astros, tossing 6.0 innings without allowing an earned run.
- Placed on the IL on Aug. 10 with right shoulder discomfort, later diagnosed as a right lat strain, which ended his season.

2020 SEASON:

- Worked the entire pandemic-shortened season as the Rangers closer, going eight-for-eight in save opportunities...was one of just three pitchers in the Majors to log at least eight saves without a blown save (also: CLE's Brad Hand, 16-for-16; and NYY's Zack Britton, 8-for-8).
- Appeared in 17 games on the season, going 0-1 with a 4.08 ERA (8ER, 17.2IP), 19 strikeouts.
- Did not allow an earned run in 13 of his 17 apps.
- Had a 2.19 ERA (3ER/12.1IP) and held opponents to a slash line of .159/.229/.295/.525 (7x44) in home games.

2019 SEASON:

- Returned to the majors for the first time since 2017 and went 2-0 with a 2.48 ERA (8ER/29IP), seven holds and a .217 opponent batting averages in 22 games.
- Had his contract selected on July 22 and led Rangers relievers in innings, holds, strikeouts and opponent batting average from that point through the rest of the season.
- His 6.80 SO/BB rate ranked ninth among AL pitchers (min. 25.0 IP)...had a 1.42 ERA (3ER, 19/IP) over his first 12 games...did not allow a walk over final 13 games (14 IP).
- Logged 2.0 shutout innings in his Rangers debut on July 23 at SEA, which was his first ML appearance since Oct. 10, 2017 at PHI with the Mets.
- Was scoreless in 16 of his 22 games...held lefties to a .111/.143/.222 slash line...did not allow any of his five inherited runners to score.
- Was an NRI to MLB Spring Training and opened the year on the Triple A Nashville Injured List, continuing to rehab from right elbow surgery...did not appear in an official game until June 17...combined to go 1-0, with a 3.44 ERA (18.1 IP, 17 H, 7 ER, 2 BB, 31 SO) in 11 games (five starts) for the AZL Rangers, Double A Frisco and Nashville.

2018 SEASON:

- Made seven appearances for the Mets in Spring Training...exited his outing on March 20 at STL after facing just three batters due to suffering a complete tear of the UCL in his right elbow.
- Had 'Tommy John' ligament replacement surgery on the elbow on March 27, performed by Dr. David Altchek in New York.

2017 SEASON:

- Posted a 5.52 ERA and 1.748 WHIP in 34 games (18 starts) for the Mets.
- Over a seven-game (six-start) span from Aug. 14-Sept. 9, went 4-1 with a 3.22 (13ER/36.1IP), with the Mets going 5-2 in those games.
- Posted a career-best 12.1 consecutive scoreless inning streak from Aug. 30-Sept. 4.
- In five starts with Triple A Las Vegas, he recorded a 2.48 ERA and a 1.034 WHIP.

2016 SEASON:

- Appeared in nine games (three starts) for the Mets, logging an 8.05 ERA over 19.0 innings pitched.
- Combined to go 8-9, with a 5.30 ERA (76ER/129IP) in 25 starts at the Double A and Triple A levels.

2015 SEASON:

- Made his first career **OPENING DAY** roster...appeared in five games (one start) for the Mets, going 0-1 with a 4.50 ERA.
- Appeared in a combined seven games for the GCL Mets, for High A St. Lucie and Triple A Las Vegas, going a combined 1-0 with a 3.38 ERA (7 ER, 18.2 IP).
- Was limited to just 12 total appearances on the year between the Majors and minors due to a right shoulder injury.

2014 SEASON:

- Made appearances at three minor league affiliates (GCL Mets, High A St. Lucie and Triple A Las Vegas), going 6-4 with a 3.45 ERA over 18 starts.
- Made his MLB debut on May 14 vs. NYY, taking the loss in the Mets 4-0 defeat (6.0 IP, 5 H, 3 R-ER).
- Struck out a career-high 10 batters in his third career start on May 25 vs. ARI (G1)...picked up his first MLB win on Sept. 10 vs. COL.
- Finished his MLB season with a 4.06 ERA (20ER/44.1IP) and 42 K's in 10 games (eight starts).

MINOR LEAGUE CAREER:

- Split the **2013** season between Double A Binghamton (11 starts) and Triple A Las Vegas (16 starts)...combined to go 12-7 with a 2.78 ERA (48ER/155.1IP) and 150 strikeouts...named to *Baseball America's* First Team Minor League **ALL-STAR** team...was voted the Sterling Award winner, symbolic of the top player on his Las Vegas team...led all Mets minor leaguers with 150 strikeouts...started the Futures Game for the World Team on 7/14 at Citi Field, posting a scoreless inning.
- Split the **2012** season between Single A Savannah and High A St. Lucie, going 11-5 with a 2.36 ERA (32ER/122IP) in 20 starts with 110 strikeouts...named the Sterling Organizational Pitcher of the Year for the entire Mets system.
- In **2011**, won the Sterling Award, emblematic of MVP on his Gulf Coast Mets team, after posting a 1.45 ERA over seven games (four starts)...appeared in games for four Mets minor league affiliates (DSL Mets, GCL Mets, Rookie Kingsport and Low A Brooklyn) combining to go 5-4 with 1 save and a 2.15 ERA (17ER/71IP).

RAFAEL MONTERO QUEZADA

Year	Team	W	L	ERA	G	GS	CG	SHO	SV	IP	H	R	ER	HR	HB	BB	SO	WP	BK	AVG
2011	DSL Mets (R)	1	1	1.00	4	4	0	0	0	18.0	7	2	2	1	0	0	20	1	0	.119
	GCL Mets (R)	1	2	1.45	7	4	0	0	1	31.0	28	11	5	0	5	6	32	2	0	.228
	Kingsport (R)	2	1	4.24	4	4	0	0	0	17.0	17	8	8	2	0	6	9	1	0	.258
	Brooklyn (A)	1	0	3.60	2	0	0	0	0	5.0	3	2	2	1	0	1	5	0	0	.176
2012	Savannah (A)	6	3	2.52	12	12	0	0	0	71.1	61	24	20	4	1	8	54	2	1	.223
	St. Lucie (A)	5	2	2.13	8	8	1	0	0	50.2	35	13	12	2	2	11	56	0	1	.196
2013	Binghampton (AA)	7	3	2.43	11	11	0	0	0	66.2	51	21	18	2	0	10	72	0	2	.204
	Las Vegas (AAA)	5	4	3.05	16	16	0	0	0	88.2	85	35	30	4	0	25	78	1	1	.254
2014	Las Vegas (AAA)	6	4	3.60	16	16	0	0	0	80.0	69	43	32	4	1	34	80	2	1	.231
	NEW YORK (AL)	1	3	4.06	10	8	0	0	0	44.1	44	21	20	8	0	23	42	0	0	.257
	GCL Mets (R)	0	0	4.50	1	1	0	0	0	2.0	3	1	1	0	0	0	3	0	0	.333
	St. Lucie (A)	0	0	0.00	1	1	0	0	0	4.0	2	0	0	0	0	1	4	0	0	.154
2015	NEW YORK (NL)	0	1	4.50	5	1	0	0	0	10.0	9	6	5	0	0	5	13	0	0	.225
	Las Vegas (AAA)	1	0	5.87	2	2	0	0	0	7.2	8	6	5	1	0	1	7	0	0	.267
	GCL Mets (R)#	0	0	0.00	3	2	0	0	0	6.0	5	0	0	0	0	0	6	0	0	.250
	St. Lucie (A)#	0	0	3.60	2	2	0	0	0	5.0	5	2	2	0	0	3	1	0	0	.250
2016	Las Vegas (AAA)	4	6	7.20	16	16	0	0	0	80.0	111	70	64	12	0	40	68	3	1	.329
	NEW YORK (NL)	0	1	8.05	9	3	0	0	0	19.0	23	17	17	4	0	16	20	2	0	.299
	Binghampton (AA)	4	3	2.20	9	9	1	0	0	49.0	35	17	12	4	4	19	40	1	1	.200
	NEW YORK (NL)	5	11	5.52	34	18	0	0	0	119.0	141	75	73	12	5	67	114	6	1	.306
2017	Las Vegas (AAA)	0	2	2.48	5	5	0	0	0	29.0	18	9	8	3	0	12	37	0	0	.180
	--Did not play; Injured--																			
2019	AZL Rangers (R)	0	0	0.00	5	3	0	0	0	7.0	2	0	0	0	0	0	12	1	0	.087
	Frisco (AA)	0	0	7.00	5	2	0	0	0	9.0	15	7	7	0	1	2	15	0	1	.366
	Nashville (AAA)	1	0	0.00	1	0	0	0	0	2.1	0	0	0	0	0	0	4	0	0	.000
	TEXAS	2	0	2.48	22	0	0	0	0	29.0	23	8	8	5	2	5	34	0	1	.217
2020	TEXAS	0	1	4.08	17	0	0	0	8	17.2	12	11	8	2	1	6	19	0	0	.190
	SEATTLE	5	3	7.27	40	0	0	0	7	43.1	56	39	35	4	5	15	37	4	0	.311
2021	HOUSTON	0	1	0.00	4	0	0	0	0	6.0	3	1	0	0	0	2	5	0	0	.158
	HOUSTON	5	2	2.37	71	0	0	0	14	68.1	47	22	18	3	2	23	73	1	0	.193
2023	HOUSTON	3	3	5.08	68	0	0	0	1	67.1	74	40	38	11	3	29	79	0	0	.279
MINOR LEAGUE TOTALS		44	31	3.26	130	118	2	0	1	629.1	560	271	228	40	14	179	603	14	9	.236
MAJOR LEAGUE TOTALS		21	26	4.71	280	30	0	0	30	424.0	432	240	222	49	18	191	436	13	2	.266

DIVISION SERIES RECORD

Year	Team/Opp.	W	L	ERA	G	GS	CG	SHO	SV	IP	H	R	ER	HR	HB	BB	SO	WP	BK	AVG
2022	HOU/SEA	1	0	0.00	3	0	0	0	0	3.1	1	0	0	0	0	2	3	0	0	.091
2023	HOU/MIN	0	0	0.00	2	0	0	0	0	2.2	1	0	0	0	0	1	5	0	0	.125
TOTALS		1	0	0.00	5	0	0	0	0	6.0	2	0	0	0	0	1	6	8	0	.105

CHAMPIONSHIP SERIES RECORD

Year	Team/Opp.	W	L	ERA	G	GS	CG	SHO	SV	IP	H	R	ER	HR	HB	BB	SO	WP	BK	AVG
2022	HOU/NYY	0	0	4.50	3	0	0	0	0	2.0	2	1	1	1	0	1	3	0	0	.250
2023	HOU/TEX	0	0	7.71	3	0	0	0	0	2.1	1	3	2	0	0	1	3	0	0	.111
TOTALS		0	0	6.23	6	0	0	0	0	4.1	3	4	3	1	0	2	6	0	0	.176

WORLD SERIES RECORD

Year	Team/Opp.	W	L	ERA	G	GS	CG	SHO	SV	IP	H	R	ER	HR	HB	BB	SO	WP	BK	AVG
2022	HOU/PHI	0	0	2.25	4	0	0	0	0	4.0	2	1	1	0	0	3	4	0	0	.154

MONTERO CAREER TRANSACTIONS

- Signed by New York (NL) as a non-drafted free agent on Jan. 20, 2011.
- On Injured List, April 30-Nov. 3, 2015 (right rotator cuff inflammation).
- On Injured List, March 26-Nov. 2, 2018 (right elbow surgery).
- Signed by Texas as a minor league free agent on Dec. 4, 2018.
- On Injured List, July 23-Aug. 7, 2020 (right elbow tendinitis).
- Acquired by Seattle from Texas in exchange for RHP José Corniell and a PTBNL (IF Andres Mesa) on Dec. 15, 2020.
- Acquired by Houston from Seattle along with RHP Kendall Graveman in exchange for RHP Joe Smith and IF Abraham Toro on July 27, 2021.
- On Injured List, Aug. 10-Nov. 7, 2021 (right shoulder discomfort).



MONTERO GAME HIGHS

Longest Winning Streak:	3 (3x) -- last, May 15, 2023-current
Longest Losing Streak:	3 -- last, May 6-13, 2023
Strikeouts:	10 -- May 25 2014 vs. Arizona
Walks:	6 -- Aug. 29, 2016 vs. Miami
Innings (starter):	8.1 -- Aug. 30, 2017 at Cincinnati
Innings (relief):	3.2 (2x) -- last, June 19, 2017 at Los Angeles (NL)
Low-Hit Game (CG):	none



PARKER MUSHINSKI

67
LHP

BT	HEIGHT	WEIGHT
LIL	6'0"	225

Born: 11/22/95 in Arlington, TX

Opening Day Age: 28

Contract Status: Signed through 2024

Acquired: Selected in the seventh round of the June 2017 draft.

Resides: Arlington, TX

ML Service: 1.016

CAREER HIGHLIGHTS

- Left-handed reliever has appeared at the Major League level in each of the last two seasons, posting a 4.91 ERA (12ER/22IP) through 21 big league outings...enters his eighth year in the Astros organization since being drafted in the seventh round of the June 2017 draft.
- Received his most extensive Major League playing time in 2023, making 14 appearances across four stints with the Astros...recorded a 5.52 ERA (9ER/14.2IP) with 15 strikeouts to just four walks.
- In his minor league career, he's logged a 3.19 ERA (113ER/318.1IP) with 392 strikeouts in 149 games, including 38 starts...was used exclusively as a reliever beginning in 2022.
- Made his Major League debut on April 17, 2022, at SEA, tossing a scoreless inning...recorded his first strikeout against 3B Eugenio Suárez, who was the first batter he faced.
- Named an Organizational **ALL-STAR** by MiLB.com in 2019...logged a 4.35 ERA (30ER/62IP) with 74 strikeouts across three levels, advancing to High A Fayetteville by season's end...was a Midwest League All-Star in 2018, going 4-2 with a 2.33 ERA (23ER/89IP) in 27 games with Single A Quad Cities.

2023 SEASON:

- Doubled his appearance total from his debut season in 2022, logging a 5.52 ERA (ER/14.2IP) in 14 appearances across four stints with the Astros.
- Began the year on the 15-Day Injured list due to lumbar spine muscle spasms...activated from the IL on May 22 and optioned to Triple A Sugar Land.
- Recorded a 3.00 ERA (4ER/12IP) through his first 10 appearances with the Astros.
- Held left-handed hitters to a .208 (5x24) opponent batting average.
- The Dallas-Forth Worth area native had his best relief outing of the season on July 26 vs. Texas (2.0 IP, 3 H, 0 R, 0 BB, 2 SO)...matched the longest relief appearance of his career, also tossing 2.0 innings on May 4, 2022 vs. Seattle.
- Spent the bulk of his season with Triple A Sugar Land...went 2-2 with a 2.66 ERA (10ER/31.2IP) and a .198 opponent's batting average through 32 games...was the 12th-lowest ERA among Pacific Coast League pitchers with at least 30 innings.

BROADCAST NOTES

- Was a four-year varsity letterwinner at Argyle HS in Argyle (TX), which is a suburb between the Denton and Fort Worth corridor...as a senior at Argyle batted .382 with nine home runs, 38 RBI and .558 on-base percentage while posting a 2.10 ERA, 98 strikeouts and 51 innings pitched...was named his District MVP and was also All-Area, All-State and named to the State Tournament All-Tournament Team...also named as Perfect Game's No. 1 High School Left-Handed Pitcher in Texas...would later become the first Major League player in Argyle HS history...competed in basketball, football and wrestling, along with baseball, at Argyle H.S.
- Went undrafted out of high school and went on to attend Texas Tech for three years (2015-17)...in his junior season at Texas Tech, made 31 relief appearances, recording six saves while owning a 2.15 ERA...struck out 47 batters in only 37.2 innings pitched...was named Honorable Mention All-Big 12...made one relief appearance at Minute Maid Park during the 2017 Shriners Children's College Classic, with Tech going 2-1 over the weekend.
- Averaged 93.1 mph with his fastball in 2023 but the pitch appears faster to hitters thanks to an average extension of 6.7 feet, which ranked in the 73rd percentile among MLB pitchers, per Baseball Savant.
- Utilizes a five-pitch arsenal, relying heavily on a curveball-cutter mix...threw his curveball at a 32.5-percent clip and his cutter at a 31.4-percent clip at the Major League level in 2023.
- Selected by the Astros in the seventh round of the June 2017 MLB Draft...signed by Astros scout Noel Gonzales-Luna.
- Received an invite to Major League Spring Training for the third consecutive season in 2024...was added to the Astros 40-man roster during the 2022 regular season...is currently signed to a one-year contract for the 2024 campaign.

2022 SEASON:

- Made three stints on the Astros active roster, including his MLB debut...while with the Astros, posted a 3.68 ERA (3ER/7.1IP) with eight strikeouts...also missed over a month while on the Major League IL from June 7-July 21 with left elbow discomfort.
- Began his regular season at Triple A Sugar Land, and after making four scoreless appearances, was added to the Astros active roster on April 16...made his Major League debut on April 17, 2022, at Seattle, tossing a scoreless inning...struck out the first batter he faced (IF Eugenio Suárez).
- Had a strong season with Triple A Sugar Land, going 2-2 with a 2.66 ERA (12ER/40.2IP) in 38 relief appearances.
- Was an NRI at Astros Spring Training and made three appearances, allowing one run in 4.0 innings pitched (2.25ERA)...optioned to minor league camp on March 28.

MINOR LEAGUE CAREER:

- In **2021**, he appeared in 23 games including 10 starts between Double A Corpus Christi and Triple A Sugar Land, recording a 3.60 ERA (26ER/65IP) with 84 strikeouts and a 1.34 WHIP.
- Did not appear in a game in **2020** due to the pandemic-shortened season.
- Was named an MiLB.com Organizational All-Star in 2019, recording a combined 4.35 ERA with 74 strikeouts...reached up to the High A level for the first time in his career, also appearing at the Short-Season and Rookie League levels.
- Put together a Midwest League **ALL-STAR** campaign in 2018 with Single A Quad Cities, logging a 2.33 ERA (23ER/89IP) with 114 strikeouts, 45 walks and a 1.20 WHIP in 27 games (12 starts).
- After being drafted in the **2017** June MLB Draft, he went 3-1 with a 3.60 ERA (12ER/30IP) and 40 strikeouts in 13 games (three starts) with Short-Season Tri-City.

PARKER ALLEN MUSHINSKI

Year	Team	W	L	ERA	G	GS	CG	SHO	SV	IP	H	R	ER	HR	HB	BB	SO	WP	BK	AVG
2017	Tri-City (A)	3	1	3.6	13	3	0	0	0	30	22	14	12	1	4	19	40	7	0	.212
2018	Quad Cities (A)	4	2	2.33	27	12	0	0	2	89	62	27	23	4	5	45	114	9	1	.190
2019	GCL Astros (R)	0	0	7.71	3	2	0	0	0	4.2	8	4	4	0	1	2	7	0	0	.348
	Tri-City (A)	0	1	7.71	2	2	0	0	0	4.2	6	5	4	0	0	3	4	0	0	.316
	Fayetteville (A)	0	1	3.76	11	9	0	0	1	52.2	47	27	22	4	1	16	63	6	0	.229
2020	--Did not play; Cancellation of minor league season--																			
2021	Corpus Christi (AA)	0	4	3.78	15	9	0	0	1	52.1	52	30	22	3	1	20	66	4	0	.256
	Sugar Land (AAA)	0	0	2.84	8	1	0	0	0	12.2	14	7	4	3	0	3	18	0	0	.264
2022	Sugar Land (AAA)	2	2	2.66	38	0	0	0	0	40.2	28	17	12	3	3	19	41	4	0	.193
	HOUSTON	0	0	3.68	7	0	0	0	0	7.1	5	3	3	0	1	3	8	0	0	.192
2022	Sugar Land (AAA)	3	1	2.84	32	0	0	0	0	31.2	22	11	10	2	3	11	39	0	0	.198
	HOUSTON	0	0	5.52	14	0	0	0	0	14.2	19	9	9	5	4	4	15	0	0	.311
MINOR LEAGUE TOTALS		12	12	3.19	149	38	0	0	4	318.1	261	142	113	20	18	138	392	30	1	.219
MAJOR LEAGUE TOTALS		0	0	4.91	21	0	0	0	0	22.0	24	12	12	5	5	7	23	0	0	.276

MUSHINSKI CAREER TRANSACTIONS

- Selected by Houston in seventh round of the June 2017 MLB Draft.
- On Injured List, June 7-July 21, 2022 (left elbow discomfort).
- On Injured List, March 30-May 22, 2023 (lumbar spine muscle spasms)

MUSHINSKI GAME HIGHS

Longest Winning Streak:none
Longest Losing Streak:none
Strikeouts:3 (2x) -- last, July 24, 2023 vs. Texas
Walks:2 -- June 6, 2022 vs. Seattle
Innings (starter):none
Innings (relief):2.0 (2x) -- last, July 26, 2023 vs. Texas
Low-Hit Game (CG):none



OLIVER ORTEGA

63
RHP

HT	WEIGHT
6'0"	185

Born: 10/2/96 in Nagua, DR

Opening Day Age: 27

Contract Status: Signed through 2024

Acquired: Claimed off waivers from Minnesota on Oct. 25, 2023.

Resides: Nagua, DR

ML Service: 1.019

CAREER HIGHLIGHTS

- Right-handed reliever has pitched in parts of three MLB seasons, going a combined 2-4 with a 4.03 ERA (26ER/58IP) and one save through 45 games with the Angels (2021-22) and Twins (2023).
- Made his MLB debut on Sept. 8, 2021 vs. SD, striking out one batter through 1.1 scoreless inning...picked up his first career strikeout against Wil Myers.
- Named a California League Mid-Season **ALL-STAR** in 2019 while with Single A Inland Empire.
- Has appeared in seven minor league seasons, working exclusively as a reliever since the 2021 season...has combined to go 18-24 with a 3.98 ERA (163ER/368.1IP) and 14 saves while holding opponents to a .229 batting average (314x1373) through 153 games (46 starts).

2023 SEASON:

- Posted solid numbers with Triple A St. Paul within the Twins, going 3-1 with a 1.82 ERA (7ER/34.2IP), five saves, 44 strikeouts and a .195 opponent's batting average (24x123) in 24 games.
- His 1.82 ERA ranked sixth among International League pitchers with at least 30 innings.
- Added to the Twins active roster on June 20 and made three stints with the big league club, going 0-1 with a 4.30 ERA (7ER/14.2IP) in 10 games...was scoreless in seven of his 10 outings.
- Did not allow a hit through three scoreless innings on June 27 at Atlanta, marking his single-game career high for innings pitched.
- Was placed on the Injured List with a left lumbar strain on Aug. 24 and did not return for the rest of the season.
- Was claimed off waivers by the Angels on Jan. 6 and was outrighted to the minors after being designated for assignment.

2022 SEASON:

- Made the Angels **OPENING DAY** roster as part of three big league stints, going 1-3 with a 3.71 ERA (14ER/34IP), five holds and one save through a career-best 27 appearances.
- Picked up the first save of his career on June 26 vs. SEA, tossing two scoreless innings with two strikeouts.

BROADCAST NOTES

- Originally signed by the Angels on Dec. 10, 2014, as a non-drafted free agent from Nagua, D.R....signed by Angel scouts Domingo Garcia and Alfredo Ulloa.
- Was considered a late-bloomer by baseball standards, signing with the Angels out of the Dominican Republic at 18 years old...did not pitch above the Rookie League level until 2018 at 22 years old...spent the 2015-16 seasons with the Dominican Summer League and Arizona Rookie League Angels and missed the entire 2017 season due to a back injury.
- Has used a power fastball to help produce high strikeout figures throughout his Major League and minor league career...per FanGraphs, he's averaged a 96.2-mph throughout his Major League career.
- Appeared in the Dominican Winter League with Licey in both the 2020-21 and 2021-22 offseasons...was dominant in the 2021-22 offseason, going 1-0 with a 0.69 ERA (1ER/13IP) and 17 strikeouts in 13 games.
- Spent the first eight seasons of his professional career with the Angels (2015-22)...made his Major League debut with the Halos in 2021 and followed that with a career-high 27 appearances in 2022...claimed off waivers by the Twins on Jan. 6, 2023 and spent his entire 2023 season with the Twins organization.
- Claimed off waivers by the Astros on Oct. 5, 2023...was acquired by Houston after being designated for assignment by the Twins...was on the 60-Day Injured List with a left lumbar strain when claimed by the Astros and was activated from the IL on Nov. 6.
- Has accrued 1.019 years of career MLB service time...is signed to a one-year deal for the 2024 season.

- Had a stellar Spring Training with Minnesota, posting a 1.29 ERA (1ER/7IP) in six appearances.

- Logged a win after tossing two scoreless innings on April 19 at Houston...collected the win amid a streak of nine straight scoreless outings (13.2 IP) from April 10-May 6.
- Went 2-1 with a 5.96 ERA (17ER/25.2IP) in 23 appearances with Triple A Salt Lake...was placed on the 7-Day Injured list while with Salt Lake on Sept. 23 and did not return during the season.

- Was designated for assignment on Dec. 22 was claimed by the Twins in January of the following year.

2021 SEASON:

- Worked strictly as a reliever for the first time in his career...began his season at the Double A and Triple A levels within the Angels organization before getting a September call-up to make his Major League debut.
- Added to Angels active roster on Sept. 1 and made his Major League on Sept. 8 at San Diego...tossed 1.1 scoreless innings with one strikeout...picked up his first career strikeout vs. Wil Myers.
- Was ranked as the Angels No. 14 prospect by MLB Pipeline at the time of his promotion to the Majors.
- Finished out the season with the Halos and went 1-0 with a 4.82 ERA (5ER/9.1IP) through nine appearances.
- Tossed 1.1 scoreless innings to pick up his first career winning decision on Oct. 3 at Seattle.

MINOR LEAGUE CAREER:

- Did not appear in a regular season game in 2020 due to the cancellation of the minor league season.
- Began his 2019 season with High A Inland Empire and was named a California League Mid-Season ALL-STAR...received a promotion to Double A Mobile in early August, where he finished out his season...went a combined 4-8 with a 4.14 ERA (51ER/111IP) with two saves and 135 strikeouts through 26 games (21 starts).
- Spent his entire 2018 season with Low A Burlington, going 4-5 with a 3.51 ERA (32ER/82IP) and 86 strikeouts in 19 appearances (18 starts).
- Did not make a professional appearance in 2017.
- Worked his first two professional seasons at the Rookie League level...spent the 2016 season with the Arizona Rookie League Angels, going 2-3 with a 2.83 ERA (9ER/28.2IP) in eight games (5gs)...made his professional debut in 2015 with the Dominican Summer League Angels and went 1-3 with a 4.33 ERA (21ER/43.2IP) through 19 games (2gs).

OLIVER ORTEGA

Year	Team	W	L	ERA	G	GS	CG	SHO	SV	IP	H	R	ER	HR	HB	BB	SO	WP	BK	AVG
2015	Angels (DSL)	1	3	4.33	19	2	0	0	0	43.2	43	31	21	0	1	18	37	5	1	.254
2016	Angels (R)	2	3	2.83	8	5	0	0	0	28.2	15	9	9	1	2	10	27	3	0	.156
2017										--Did not play--										
2018	Burlington (A)	4	5	3.51	19	18	0	0	0	82.0	64	36	32	6	1	41	86	19	1	.215
2019	Inland Empire (A)	4	5	3.34	21	16	0	0	2	94.1	67	44	35	8	2	49	121	11	1	.198
	Mobile (AA)	0	3	8.64	5	0	0	0	0	16.2	23	18	16	0	0	8	14	2	0	.319
2020										--Did not play; Cancellation of minor league season--										
2021	Rocket City (AA)	2	3	6.16	25	0	0	0	5	30.2	33	28	21	3	1	13	46	6	0	.266
	Salt Lake (AAA)	0	0	3.75	9	0	0	0	0	12.0	11	6	5	2	0	5	15	1	0	.229
	LOS ANGELES (AL)	1	0	4.82	8	0	0	0	0	9.1	12	5	5	1	1	2	4	0	1	.333
2022	Salt Lake (AAA)	2	1	5.96	23	0	0	0	2	25.2	34	18	17	3	4	8	27	2	0	.321
	LOS ANGELES (AL)	1	3	3.71	27	0	0	0	1	34.0	32	18	14	5	1	18	33	5	0	.250
2023	St. Paul (AAA)	3	1	1.82	24	0	0	0	5	34.2	24	11	7	3	1	10	44	0	0	.195
	MINNESOTA	0	1	4.30	10	0	0	0	0	14.2	11	7	7	2	1	7	14	1	0	.204
MINOR LEAGUE TOTALS		18	24	3.98	153	46	0	0	14	368.1	314	201	163	26	12	162	417	49	3	.229
MAJOR LEAGUE TOTALS		2	4	4.03	45	0	0	0	1	58.0	55	30	26	8	3	27	51	6	1	.252

ORTEGA CAREER TRANSACTIONS

- Signed by Los Angeles (AL) as a non-drafted free agent on Dec. 10, 2014.
- Claimed off waivers by Minnesota on Jan. 6, 2023.
- On Injured List, Aug. 24-Nov. 6, 2023 (left lumbar strain).
- Claimed off waivers by Houston on Oct. 25, 2023.

ORTEGA GAME HIGHS

Longest Winning Streak: 1 (2x) -- last, April 19, 2022 at Houston
Longest Losing Streak: 3 -- June 2, 2022-current
Strikeouts: 3 (3x) -- last, July 23, 2023 vs. Chicago (AL)
Walks: 3 (2x) -- last, Aug. 22, 2023 at Milwaukee
Innings (starter): none
Innings (relief): 3.0 -- June 27, 2023 at Atlanta
Low-Hit Game (CG): none



NON-ROSTER INVITE

MIGUEL PALMA

81
C

HT	WEIGHT
5'9"	218

Born: 1/4/02 in Caracas, VZ
Opening Day Age: 22
Contract Status: Signed through 2024
Acquired: Signed by Houston as a non-drafted free agent on July 2, 2018.
Resides: Caracas, VZ
ML Service: 0.000

CAREER HIGHLIGHTS

- Venezuelan backstop has played in parts of three minor league seasons (2019, 2021-23), peaking at the High A level...has batted .261 (205x786) with 43 doubles, 27 home runs, 136 RBI and a .783 OPS in 240 minor league games.
- Enters 2024 as Houston's top catching prospect and its No. 17 overall prospect, per MLB Pipeline.
- Was an MiLB.com Organization **ALL-STAR** in 2023, spending his entire year with High A Asheville other than a seven-game rehab stint with the Astros' Florida Complex League affiliate...batted .274 (63x230) with six home runs, 38 RBI and a .748 OPS (.340 OBP/.409 SLG) in 61 games with Asheville.
- Has made 147 of his minor league appearances at catcher, also making 63 appearances at first base.

BROADCAST NOTES

- Was born in Caracas, Venezuela, the nation's capital city...signed by the Astros as a non-drafted free agent from Venezuela on July 2, 2018...signed by Astros scout Roman Ocumarez.
- Has demonstrated a solid control of the strike zone offensively, as evidenced by a 0.57 walk/strikeout ratio since 2021, which ranks sixth among Astros minor leaguers over that stretch (min. 700 PA).
- The 2024 season is his first at Major League Spring Training...is currently signed to a minor league contract for the 2024 campaign.

MINOR LEAGUE CAREER:

- Had the best season of his minor league career in **2023**, earning a selection as an MiLB.com Organizational **ALL-STAR**...outside of a seven-game rehab stint with the Florida Complex League Astros, he spent his entire season with High A Asheville...batted a combined .285 (73x256) with 15 doubles, seven home runs, 46 RBI and a .767 OPS in 68 games...batted .274 (63x230) in 61 games with High A Asheville...went 5x6 with four RBI on Aug. 22 vs. Brooklyn, setting his single-game career high for hits...was the only Asheville player to log a five-hit game in 2023...was on the 7-Day Injured List from June 6-Aug. 8...following the regular season, went on to appear in 15 games with the Mesa Solar Sox of the Arizona Fall League.
- Set career highs in homers (13) and RBI (58) in **2022**, splitting his season between Low A Fayetteville (58g) and High A Asheville (27g)...batted a combined .259 (80x309) with a .782 OPS (.342 OBP/.440 SLG)...was assigned to Asheville on July 21 and went on to hit .327 (34x104) with seven homers and 29 RBI in 27 games to finish out his season.
- Began **2021** in the Florida Complex League and finished the year with Low A Fayetteville on Aug. 17...went on to hit .308 (12x39) with four doubles and eight RBI in 15 games at Fayetteville.
- Did not appear in a regular season game in **2020** due to the cancellation of the minor league season.
- Made his pro debut in **2019**, batting .228 (31x136) with seven doubles, four homers, 15 RBI and 10 steals in 56 games with the DSL Astros.

MIGUEL FERNANDO PALMA

Year	Team	AVG	G	AB	R	H	2B	3B	HR	RBI	BB	SO	SB	CS	OBP	SLG	SF	SH	HB	E
2019	Astros (DSL)	.228	51	136	22	31	7	1	4	15	19	35	10	5	.373	.382	1	1	13	1
2020																				
2021	Astros (R)	.196	21	46	11	9	2	0	3	9	17	11	0	1	.409	.435	2	0	1	1
	Fayetteville (AA)	.308	15	39	8	12	4	0	0	8	8	13	2	0	.472	.410	1	0	5	5
2022	Fayetteville (A)	.224	58	205	28	46	11	0	6	29	26	40	0	0	.324	.366	2	0	5	7
	Asheville (A)	.327	27	104	15	34	4	1	7	29	7	22	0	0	.381	.587	0	0	2	3
2023	Astros (R)#	.385	7	26	5	10	2	0	1	8	0	4	0	0	.357	.577	2	0	0	0
	Asheville (A)	.274	61	230	29	63	13	0	6	38	23	51	3	1	.340	.409	6	0	3	7
MINOR LEAGUE TOTALS		.261	240	786	118	205	43	2	27	136	100	176	15	7	.360	.424	14	1	29	24

PALMA'S CAREER TRANSACTIONS

- Signed by Houston as a non-drafted free agent on July 2, 2018.



JEREMY PEÑA

Born: 9/22/97 in Santo Domingo, DR
Opening Day Age: 25
Contract Status: Signed through 2024
Acquired: Selected in the third round of the June 2018 draft.
Resides: Providence, RI
ML Service: 2.000

3 IF		
2024	2023	2022
R/R	6/0	202

CAREER HIGHLIGHTS

- Slick-fielding shortstop is entering the third season of his Major League career (2022-23), which has already included a Gold Glove, a 2022 ALCS MVP and 2022 World Series MVP.
- Has logged a hit in 19 of 24 career **POSTSEASON** games, batting .286 (28x98) with four home runs, nine RBI and a .783 OPS... his 28 hits through his first 24 career postseason games are tied for 2nd-most in Astros history in that span, trailing only Lance Berkman (29 hits).
- Ranked second in the American League with 149 starts at shortstop in 2023...batted .263 (152x577) with 32 doubles, 10 home runs, 52 RBI, 13 stolen bases and a .705 OPS...hit .310 (67x216) across the final 57 games of the season, raising his batting average from .237 to .263 over that span.
- Hit .253 (132x521) with 20 doubles and 22 homers in 136 games for the Astros in 2022...tied his predecessor, Carlos Correa, with 22 homers in their rookie seasons, the second-highest total by a rookie in franchise history (Yordan Alvarez, 27 HR in 2019)...finished fifth in Rookie of the Year voting.
- Was great defensively in 2022, becoming the first rookie shortstop in MLB history to earn a Gold Glove...he was also the first Astros rookie to win a Gold Glove at any position...Was tied for first among MLB shortstops with 15 defensive runs saved, per FanGraphs.
- Went on an incredible run in the 2022 **POSTSEASON**, hitting .345 (20x58) with five homers, eight RBI and a 1.005 OPS in 13 games... named MVP of the ALCS and the World Series, becoming the first rookie position player to win MVP of an LCS and WS in the same season... according to Stats LLC, is the only player to win a Gold Glove, LCS MVP and World Series MVP over an entire career, nonetheless a single season.
- Had a highly productive minor league career, in which he hit .291 (201x690) with 85 RBI, 29 steals and an .814 OPS (.371 OBP/.443 SLG) in 182 games.
- Played in the Dominican Winter League in the 2020 and 2021 offseasons with the Estrellas de Oriente... earned the league's Gold Glove Award at shortstop in both seasons...also named the league's Rookie of the Year in 2020-21...combined to hit .298 (71x238) with eight doubles, five homers and 24 RBI over his two seasons with Estrellas.

BROADCAST NOTES

- Born in Santo Domingo, DR, Jeremy spent his childhood in the Dominican before moving to Rhode Island with his family at the age of nine...did not speak English when he moved to Rhode Island and credits playing sports as a way to connect with kids his age without knowing the language.
- Played baseball at Classical HS (RI) in Providence, serving as team captain his senior season in 2015... also participated in Track and Field for four years and was a member of a State Championship team... drafted by Atlanta in the 39th round of the June 2015 draft, but did not sign.
- Was not heavily recruited by colleges until his senior season in high school...the University of Maine, on the other hand, had followed Jeremy the majority of his high school career...Jeremy credits that early interest in his decision to attend Maine, where he played three seasons for the Black Bears...started every game during his collegiate career...at the time of the 2018 draft, was rated by ESPN.com as the No. 81 overall draft prospect.
- Drafted by Houston in the third round of the June 2019 draft with the 102nd overall selection...signed by Astros scout Bobby St. Pierre.
- Jeremy is the son of Gerónimo Peña, who played second base in the Majors for seven seasons with St. Louis (1990-95) and Cleveland (1996)...during his MLB career, Gerónimo batted .262 (265x1010) with 124 RBI and 54 steals...despite being the son of a Major Leaguer, Jeremy never saw his dad play since he wasn't born until Gerónimo's playing career ended...Gerónimo shared an infield with Hall-of-Fame shortstop Ozzie Smith for part of his career...throughout Jeremy's life, Gerónimo has passed along many of Ozzie's defensive lessons to his son.
- Was the Astros nominee for the 2023 Roberto Clemente Award following the introduction of his Peña Pals initiative...prior to Friday home games, he hosted students from Houston-area schools, selected based on character, grades and growth...the students attended Astros BP and met with players, while also decorating the pair of cleats Peña wore that game...during the 2023 season Peña hosted 13 schools and 65 students as part of Peña Pals.
- Was added to the Astros 40-man roster on Nov. 19, 2021...is signed to a one-year contract for 2024.

ASTROS FRONT OFFICE
ASTROS COACHING STAFF
PENA, JEREMY
SCOUTING & PLAYER DEVELOPMENT
2023 SEASON IN REVIEW
2024 OPPONENTS
HISTORY & RECORDS
SPRING TRAINING
MEDIA INFORMATION
MINUTE MAID PARK

- Named the Triple A West Player of the Week for the week of Sept. 20-26, 2021, after hitting .478 (11x23) with three doubles, a triple, five home runs and seven RBI in the week...on Sept. 21 vs. Albuquerque, he hit three home runs, including an inside-the-parker and a walk-off two-run homer.
- Was an **ALL-STAR** in each of his first two professional seasons, earning the honors in 2019 with the Single A Midwest League and in 2018 with the Short-Season New York-Penn League.

2023 SEASON:

- Batted .263 (152x577) with 10 home runs, 52 RBI, 32 doubles, 81 runs scored and 13 stolen bases in 150 games...set his single-season career highs in games, runs scored, doubles and stolen bases.
- Among AL shortstops, ranked third in doubles, third in hits and fourth in runs...also ranked second in the AL with 149 starts at shortstop.
- Over his last 57 games of the year, posted a .310 (67x216) average with 34 runs, 15 doubles, two triples, 17 RBI, 23 walks and a .379 OBP.
- Batted .325 (53x163) with an .834 OPS against left-handers...among AL players, ranked 4th in batting average vs. LHP
- Stole three bases on April 16 vs. TEX...was his single-game career high and was the first Astros player since OF Myles Straw (June 2, 2019) to steal at least three bases in a game
- Set a single-game career high with 4 RBI on July 29 vs. TB, going 2x6 with a double
- Recorded a five-hit game on Aug. 27 at DET...was the first five-hit game by an Astro since OF Josh Reddick recorded five hits on Sept. 26, 2019...with his five hits, he became the fifth different Astros shortstop to record a five-hit game...the last was IF José Vizcaino, who went 5x5 on August 17, 2022 at Cincinnati.
- Appeared on his second career and consecutive Opening Day roster.
- Was a member of the Dominican Republic team in the World Baseball Classic, appearing in two games.
- Was the Astros' nominee for the Roberto Clemente Award following the debut of his "Peña Pals" initiative in partnership with the Astros Foundation...every Friday home game during the 2023 season, Peña chose a Houston-area school and the school chose five students, based on character, grades and growth...the students got to interact with Astros players during batting practice and decorated cleats that Peña would wear for that night's game...by the end of the 2023 season, Peña hosted 13 schools and 65 students at Minute Maid Park.
- Started all 11 of the Astros' **POSTSEASON** games and batted .200 (8x40) with a double and an RBI...logged a hit in each of the first three postseason games, which extended his postseason hitting streak to 10 games, dating back to the 2022 season...became the sixth player in Astros postseason history to log a hitting streak of at least 10 games.

2022 SEASON:

- Finished fifth in AL Rookie of the Year voting after hitting .253 (132x521) with 22 homers, 63 RBI, 20 doubles and a .715 OPS (.289 OBP/.426 SLG).
- Among AL rookie position players, ranked second in HR (22), third in WAR (5.0), fourth in hits (132), fourth in runs (72), fourth in extra-base hits (44) and fourth in RBI (63).
- Was named the AL Gold Glove winner at shortstop...according to Elias, he's the first rookie shortstop in MLB history to earn a Gold Glove...he was also the first Astros rookie to win a Gold Glove at any position.
- Per FanGraphs, was tied for first among MLB shortstops with 15 defensive runs saved.
- With 22 homers, tied Carlos Correa (2015) for the second-most home runs by a rookie in Astros franchise history...trailed only Yordan Alvarez (27 HR in 2019) in that category.
- Became the sixth Astros rookie to hit 20 homers in a season, joining Yordan Alvarez (2019), Carlos Correa (2015), George Springer (2014), Lance Berkman (2015) and Glenn Davis (1985).
- Made his first career **OPENING DAY** roster and started at shortstop on Opening Day.
- Hit first career walk-off home run on April 22 vs. Toronto...became the first Astros rookie to hit a walk-off home run since OF Brian Bogusevic did so on Aug. 16, 2011 vs. CHC.
- From May 2-18, he recorded a 10-game hitting streak, batting .441 (15x34) with three homers, 11 RBI and a 1.224 OPS in that span.
- Was on the IL for 10 games from June 14-26 due to left thumb discomfort.
- The Astros went 42-7 when he batted 2nd in the lineup...hit 2nd in 24 of the Astros last 31 games (21-3 record)...hit .290 (60x207) with nine doubles, 13 homers, 31 RBI and a .837 OPS while batting second in the lineup.
- Had a great **POSTSEASON**, hitting .345 (20x58) with five doubles, five HR, eight RBI and a 1.005 OPS in 13 games...named MVP of the ALCS and the WS...became the first rookie position player to win MVP of an LCS and WS in the same year.
- According to Stats LLC, is the only player to win a Gold Glove, LCS MVP and World Series MVP over an entire career, doing so in a single season.
- Finished the ALDS vs. SEA hitting .250 while recording a HR, RBI and BB...hit a solo homer in the 18th inning of Game 3 to give the Astros the lead in their series-clinching 1-0 win.

- Named the ALCS MVP after hitting .353 with two HR and four RBI in the series vs. NYY...hit a game-tying, three-run homer in Game 4...is one of just five rookies in MLB history to earn MVP honors in an LCS, along with Mike Boddicker (1983), Liván Hernández (1997), Michael Wacha (2013) and Randy Arozarena (2020).
- Hit .400 (10x25) with two doubles, one homer and three RBI in the World Series...joined George Springer (2017) as Astros players to win World Series MVP.
- Became the third rookie (first rookie position player) to win World Series MVP, following Liván Hernández (FLA, 1997) and Larry Sherry in (LAD, 1959)...hit safely in all six WS games and is the only rookie with a six-game WS hitting streak.
- Was the 12th foreign-born World Series MVP and second straight (Jorge Soler, '21)...was also the first son of a Major Leaguer to win World Series MVP.
- Is the ninth player (second rookie) to win MVP of the LCS and World Series: LAD Corey Seager in 2020, SF Madison Bumgarner in 2014, STL David Freese in 2011, PHI Cole Hamels in 2008, FLA Liván Hernández in 1997, LAD Orel Hershiser in 1988, STL Darrell Porter in 1982 and PIT Willie Stargell in 1979.
- Is one of four rookies with two game-winning RBI in a World Series, joining NYY Hideki Matsui in 2003, CIN Hal Morris in 1990 and NYY Gil McDougald in 1951.

MINOR LEAGUES:

- Hit .297 (43x145) with five doubles, three triples, 10 HR, 21 RBI and a .942 OPS in 37 games in the Astros minor league system in **2021**...missed the first three months of the season after undergoing left wrist surgery in April...returned to action in August and was eventually promoted to Triple A on Aug. 28... hit all 10 of his home runs on the year in a 30-game stretch with the Skeeters, while slugging .598... named the Triple A West Player of the Week for the week of Sept. 20-26 after hitting .478 (11x23) with three doubles, a triple, five home runs and seven RBI in the week...on Sept. 21 vs. Albuquerque, he hit three home runs, including an inside-the-parker and a walkoff two-run homer...following his minor league season, spent the entire **POSTSEASON** on the Astros Taxi Squad...returned to the Dominican Winter League for the Estrellas de Oriente in the offseason and won his second straight Gold Glove Award at shortstop, also hitting .291 (34x117) with two homers and 15 RBI in 30 games.
- Appeared in 11 games for the Astros in Spring Training in what was his only affiliated game action of **2020** due to the COVID-19 shutdown...was not on the club's initial 60-man Player Pool, but was added to the group in September and finished his season at the Astros alternate training site...in the offseason, played for the Estrellas in the Dominican Winter League and was named the league's Rookie of the Year and the Gold Glove winner at shortstop...finished his Winter League season hitting .306 (37x121) with seven extra-base hits in 30 games...hit two homers with five RBI in eight Dominican Winter League postseason games.
- Played in 109 games between Quad Cities (66g) and Fayetteville (43g) in **2019**...recorded a .303 (124x409) batting average with 54 RBI, seven home runs and a .825 OPS (.385OBP/.440SLG)...was named a Midwest League Midseason **ALL-STAR**... also received his first Spring Training invite.
- Appeared in 36 games with Class A Short Season Tri-City in **2018**, batting .250 (34x136) with 22 runs, 10 RBI, 18 walks and a .340 OBP...was also named a New York-Penn League **ALL-STAR**.

JEREMY JOAN PEÑA

Year	Team	AVG	G	AB	R	H	2B	3B	HR	RBI	BB	SO	SB	CS	OBP	SLG	SF	SH	HB	E
2018	Tri-City (A)	.250	36	136	22	34	5	0	1	10	18	19	3	0	.340	.309	1	0	1	10
2019	Quad Cities (A)	.293	66	242	44	71	8	4	5	41	35	57	17	6	.389	.421	5	0	6	6
	Fayetteville (A)	.317	43	167	28	53	13	3	2	13	12	33	3	4	.378	.467	1	0	5	5
2020	-Did not play; Cancellation of minor league season-																			
2021	GCL Astros (R)	.348	7	23	3	8	1	1	0	2	2	6	1	0	.444	.478	0	0	2	1
	Sugar Land (AAA)	.287	30	122	22	35	4	2	10	19	6	35	5	1	.346	.598	0	0	5	3
2022	HOUSTON	.253	136	521	72	132	20	2	22	63	22	135	11	2	.289	.426	5	1	6	19
2023	HOUSTON	.263	150	577	81	152	32	3	10	52	43	129	13	9	.324	.381	1	1	9	14
MINOR LEAGUE TOTALS		.291	182	690	119	201	31	10	18	85	73	150	29	11	.371	.443	7	0	19	25
MAJOR LEAGUE TOTALS		.259	286	1098	153	284	52	5	32	115	65	264	24	11	.307	.403	6	2	15	33

PEÑA IN THE POSTSEASON

DIVISION SERIES RECORD																				
Year	Team/Opp.	AVG	G	AB	R	H	2B	3B	HR	RBI	BB	SO	SB	CS	OBP	SLG	SF	SH	HB	E
2022	HOU/SEA	.250	3	16	4	4	1	0	1	1	1	4	0	0	.294	.500	0	0	0	0
2023	HOU/MIN	.267	4	15	1	4	1	0	0	0	1	1	0	0	.313	.333	0	0	0	0
TOTALS		.258	7	31	5	8	2	0	1	1	2	5	0	0	.303	.419	0	0	0	0

CHAMPIONSHIP SERIES RECORD																				
Year	Team/Opp.	AVG	G	AB	R	H	2B	3B	HR	RBI	BB	SO	SB	CS	OBP	SLG	SF	SH	HB	E
2022	HOU/NYY	.353	4	17	3	6	2	0	2	4	0	4	0	0	.353	.824	0	1	0	0
2023	HOU/TEX	.160	7	25	0	4	0	0	0	1	0	5	0	0	.192	.160	0	0	1	0
TOTALS		.238	11	42	3	10	2	0	2	5	0	9	0	0	.256	.429	0	1	1	0

WORLD SERIES RECORD																				
Year	Team/Opp.	AVG	G	AB	R	H	2B	3B	HR	RBI	BB	SO	SB	CS	OBP	SLG	SF	SH	HB	E
2022	HOU/PHI	.400	6	25	5	10	2	0	1	3	1	7	0	1	.423	.600	0	0	0	1

PEÑA CAREER TRANSACTIONS

- Selected by Houston in the third round of the June 2018 draft.
- On Injured List, June 15-26, 2022 (left thumb discomfort)

PEÑA GAME HIGHS

Hits: 5 -- Aug. 27, 2023 at Detroit
Home Runs: 2 -- July 3, 2022 vs. Los Angeles (AL)
RBI: 4 -- July 29, 2023 vs. Tampa Bay
Stolen Bases: 3 -- April 16, 2023 vs. Texas
Longest Hitting Streak: 10 (2x) -- last, April 24-May ,1 2023
Career Grand Slams: none

LEADOFF HR

No.	Date	Opp.	Pitcher
none			

PINCH-HIT HR

No.	Date	Opp.	Pitcher
none			

WALK-OFF HR

No.	Date	Opp.	Pitcher
1	4/24/22	TOR	Romano
2	7/3/22	LAA	Tepera

PEÑA CAREER FIELDING

YEAR	POSITION	PCT.	G	PO	A	E	TC	DP
2023	Shortstop	.976	150	200	362	14	576	89
TOTALS	Shortstop	.970	284	346	709	33	1088	153



RYAN PRESSLY

55
RHP

DT	HEIGHT	WEIGHT
R/R	6'2"	207

Born: 12/15/88 in Dallas, TX

Opening Day Age: 35

Contract Status: Signed through 2024

Acquired: From Minnesota in exchange for RHP Jorge Alcala and OF Gilberto Celestino on July 27, 2018.

ML Service: 10.039

Resides: Argyle, TX

CAREER HIGHLIGHTS

- Veteran reliever and two-time **ALL-STAR** has been a force in the backend of the Astros bullpen since being acquired from Minnesota in 2018... has racked up 107 saves through six seasons with the Astros, working exclusively as the club's closer since 2020...ranks fourth in Astros history in saves, directly behind RHP Brad Lidge (123)
- In his Major League career, Pressly has posted a 33-33 record with 108 saves and a 3.25 ERA (188ER/528IP) in 564 games...in his Astros career, from July 27, 2018 through the end of the 2023 season, he's gone 16-17 with 107 saves, 45 holds, a 2.67 ERA (82ER/276.1IP) and 353 strikeouts in 283 appearances...since 2020, ranks second in the American League with his 102 saves, trailing only Cleveland RHP Emmanuel Clase (110).
- Has gone 14-for-14 in career **POSTSEASON** save opportunities, which is the longest streak of converted saves to begin a postseason career since the stat became official in 1969...his 14 career postseason saves are 5th-most in MLB history, directly behind Hall-of-Famer Dennis Eckersley (15)...also ranks tied for sixth in MLB history with 46 career postseason appearances...has gone 3-0 with a 2.22 ERA (11ER/44.2IP) through his 46 career postseason games...is the Astros' all-time leader in career postseason appearances and saves.
- Had a milestone 2023 season in which he surpassed 100 career saves with the Astros, becoming the third closer in franchise history to reach the plateau, while also reaching 10 years of Major League service time...went 4-5 with a 3.58 ERA (26ER/65.1IP) with 31 saves in 65 regular-season appearances...logged 30 saves in back-to-back seasons for the first time in his career.
- Set numerous career highs in 2022, including saves (33), WHIP (0.89) and opponent average (.181)...set a club record by a reliever by retiring 32 consecutive batters over parts of 10 outings from June 25-July 28...pitched the 9th inning in two combined no-hitters, on June 25 at NYG and in Game 4 of the World Series...also had three strikeouts in the Astros MLB record-tying 20-strikeout game on July 3 vs. LAA...followed up his regular season by not allowing an earned run in 11.0 postseason innings, recording 13 strikeouts and converting all six save chances successfully.

BROADCAST NOTES

- Attended Carrollton American Heritage Academy for his first three years of high school and starred as a pitcher and shortstop...for his senior year, transferred to Marcus High School, which is in Flower Mound, TX, a suburb of Dallas.
- Played baseball and football (defensive back) at Marcus HS, where he graduated in 2011...received a scholarship to play baseball at Texas Tech but elected to play professional baseball after being drafted by Boston in the 11th round of the June 2007 draft...signed by Red Sox scout Jim Robinson.
- Played five seasons (2008-12) in the Red Sox minor league system before being selected by Minnesota in the 2012 Rule 5 Draft
- Ryan immediately improved following his trade to Houston from Minnesota at the 2018 Trade Deadline, crediting this improvement to a change in pitch mix and location...he began throwing his curveball more and throwing his fastball up in the zone...both changes play into his huge spin rate numbers on those pitches...he finished the 2022 and '23 seasons with a spin rate on his curveball in the 100th percentile of all pitchers, per Baseball Savant.
- Has developed an iconic entrance to games at Minute Maid Park, featuring a strobing effect from the LED stadium lighting, fans waving their cell-phone flashlights back-and-forth and the playing of "God's Gonna Cut You Down" by Johnny Cash...Ryan said he always liked the song and was somewhat inspired by former Twins teammate Glen Perkins, who also used it for his entrance.
- Reached 10 years of Major League service on Aug. 8, 2023...was gifted a pair of cowboy boots by his teammates that highlighted different facets of his career, including teams he played for, All-Star Game appearances and the 2022 World Series Championship won with Houston.
- Made an appearance on Bravo in December 2022 as a guest bartender for Watch What Happens Live with Andy Cohen...was asked to join the show after it was discovered that he and his wife were fans of the Bravo show Real Housewives of Salt Lake City.
- Has signed a pair of contract extensions with Houston...most-recently signed a two-year extension on April 7, 2022, covering the 2023-24 campaigns.

ASTROS FRONT OFFICE
ASTROS COACHING STAFF
PRESSLY, RYAN
SCOUTING & PLAYER DEVELOPMENT
2023 SEASON IN REVIEW
2024 OPPONENTS
HISTORY & RECORDS
SPRING TRAINING
MEDIA INFORMATION
MINUTE MAID PARK

- Recorded a career-best 2.25 ERA (16ER/64IP) while going 5-3 with 26 saves in 2021...was selected as an **ALL-STAR** for the second time in his career.
- Named to his first career **ALL-STAR** team in 2019 after posting a career-best 2.32 ERA (14ER/54.1IP).
- Posted the longest scoreless appearance streak in MLB history, a 40-game streak that began on Aug. 15, 2018 and ended on May 24, 2019 vs. BOS.
- Split his 2018 season between the Astros and Twins and combined to lead the AL with 77 appearances... in his 26 games with Houston, posted a 0.77 ERA (2ER/23.1IP) with 32 strikeouts, three walks and just 11 hits allowed (.138 opponent average).
- In his third Major League season, posted a 2.93 ERA (9ER/27.2IP) in 27 games in 2015...did not allow a home run on the season, one of two pitchers to do so (min. 25IP), also Adam Wainwright (28IP).

2023 SEASON:

- Collected 31 saves while going 4-5 with a 3.58 ERA (26ER/65.1IP), 1.07 WHIP, .220 opponent batting average and 74 strikeouts in 65 appearances.
- Surpassed 30 saves in back-to-back seasons for the first time in his career...became the first Astro with 30-plus saves in back-to-back seasons since RHP Brad Lidge (2005-06).
- Per Baseball Savant, ranked in the 100th percentile in curveball spin and 98th percentile in fastball spin.
- Picked up his 100th save with the Astros on July 25 vs. TEX...is the fourth player in club history to reach 100 saves, joining LHP Billy Wagner (225), RHP Dave Smith (199) and RHP Brad Lidge (123)...recorded the 100th save of his career on July 21 at OAK.
- Reached 10 years of MLB service time on Aug. 8.
- Did not allow a hit or an earned run in 11 straight appearances (12 IP) from June 18-July 14...recorded 14 strikeouts, nine saves, one win and a 0.33 WHIP during the streak...was the longest hitless streak in terms of appearances (11), in the Majors in 2023.
- Converted his first 10 save opportunities of the season (April 21-May 29) and recorded a 1.29 ERA (2ER/14IP) with 15 strikeouts and one walk during that span...the streak was also part of a career-best streak of 22 converted saves, dating back to 2022...it was tied for the third longest streak of converted saves in Astros history and was the longest since a streak of 25 converted saves by RHP Roberto Osuna from Aug. 16, 2018-May 24, 2019).
- Collected his 77th career save with the Astros on April 21 at Atlanta, passing RHP Fred Gladding for the fourth-most in team history.
- Made his ninth-career **OPENING DAY** roster and his fifth consecutive with the Astros.
- Played with Team USA in the 2023 WBC and logged three scoreless appearances and three saves...was tied for the most saves of any player in the WBC.
- Had another stellar **POSTSEASON**, recording a 0.00 ERA (0ER/6IP) while converting all three of his save attempts and going 1-0.
- Tossed 2.0 scoreless innings to finish out the Astros victory and pick up a winning decision in Game 5 of the ALCS at Texas...was his third career postseason win and was his 46th career postseason appearance, tying RHP Mike Timlin for the sixth-most appearances in MLB postseason history for a reliever.
- Extended his saves streak to 14-for-14 to open his postseason career, which is the longest streak to open a career in MLB postseason history...recorded saves in Game 1 of the ALDS vs. MIN, Game 4 of the ALDS at MIN and Game 3 of the ALCS at TEX.

2022 SEASON:

- Served as Astros primary closer, going 3-3 with a career-high 33 saves and a 2.98 ERA...worked around two IL stints during productive season, in which he struck out 65 in 48.1 innings...held opponents to a .181 batting average.
- His 33 saves ranked fourth in the AL...converted 30-of-34 (88.2%) save opportunities and 12 straight to close out the regular season...had career bests in saves (33), WHIP (0.89), opp. AVG (.181), opp. SLG (.277), opp. OPS (.516), strikeout percentage (35.7%) and hits allowed per 9 innings (5.59).
- Finished the season with 76 career saves as an Astro, which ranked tied for fourth in franchise history...passed seven former Astros on that all-time list in 2022...became one of 10 different pitchers in Astros franchise history to record 30 saves in a single season.
- AL rankings: fourth in saves (33), tied for fourth in save percentage (89.2%), fifth in opponent on-base percentage (.239) and fifth in opponent OPS (.516).
- Posted a 2.22 ERA at home, striking out 41 batters in 24.1 innings..
- Was placed on IL on April 16 with right knee inflammation, missing 19 games before being activated on May 5...went on paternity list on July 21 and was reactivated on July 24, missing five games...placed on IL again on Aug. 22 with neck spasms, missing 15 games before being activated on Sept. 9.
- Made eighth **OPENING DAY** roster and fourth straight with the Astros.
- Signed to a two-year contract extension, which covers the 2023-24 seasons on Opening Day...the deal also includes an option for the 2025 campaign.
- Worked a scoreless 9th inning on June 25 at NYY as the third and final pitcher in the Astros combined no-hitter...struck out two in the outing to earn the save.

- Set a club record for a reliever by retiring 32 consecutive batters over parts of 10 outings from June 25 at NYY through July 28 vs. SEA...bested RHP Dave Guisti, who retired 27 consecutive batters in 1965...per Elias, Pressly's 32 straight batters retired tied for the longest such streak in club history, also reached by RHP Justin Verlander (Sept. 1-7, 2019)...totaled 11 innings and 19 strikeouts during the streak, also logging seven saves and two wins.
- Had three strikeouts in the Astros MLB record-tying 20-strikeout game on July 3 vs. LAA.
- Led all players in the 2022 **POSTSEASON** with six saves while not allowing a single run over 11.0 innings...struck out 13 batters while allowing a .108 opponent batting average...in Game 5 of World Series, made a 1.2-inning save, allowing no hits...clinched WS victory for Astros in Game 6 with a seven-pitch ninth inning.
- Became one of 14 relievers to toss 11+ innings in a single postseason and not give up an earned run...teammate RHP Byran Abreu also joined Pressly on this list.
- His six saves were tied for second-most in a single postseason in MLB history with nine other pitchers.

2021 SEASON:

- Recorded a career-best 2.25 ERA (16ER/64IP) while going 5-3 with 81 strikeouts, a 0.97 WHIP, and a .208 opponent batting average in 64 appearances.
- Was selected as an **ALL-STAR** for the second time in his career...did not appear in the game...became the first Astros reliever to be selected to multiple All-Star Games since Billy Wagner (1999, 2001, 2003, 2005, 2007-08, 2010).
- Made his seventh career **OPENING DAY** roster and his third consecutive with the Astros.
- His 92.9% save pct. (26 SV, 28 opp.) ranked tied for third all-time in club history for a single season.
- Among AL relievers, ranked second in save pct. (92.9%), fourth in saves (26), eighth in WHIP (0.97) and ninth in ERA (2.25).
- Had a dominant **POSTSEASON**, posting a 0.93 ERA (1ER/9.2IP) with 14 strikeouts and two walks...recorded his only save of the postseason in Game 1 of the ALCS vs. BOS.

2020 SEASON:

- Stepped into the closer's role and notched a career-high 12 saves over 23 games...was tied for third in the AL in saves.
- Successfully converted 11 of his last 13 save chances of the season, spanning his final 18 games...posted a 2.08 ERA (4ER/17.1IP) with four walks and 25 strikeouts in that span.
- Made his sixth-career **OPENING DAY** roster...reached 400.0 career innings on Aug. 16 vs. SEA.
- Earned the save in both games of the doubleheader on Aug. 29 vs. OAK, becoming the third pitcher in franchise history to get a save in both games of a doubleheader (per Elias), joining Todd Jones (Aug. 4, 1995 at PIT) and Fred Gladding (July 20, 1969 vs. SD)...threw 19 pitches between both games, striking out four batters.
- Pitched in seven **POSTSEASON** games, capturing four saves with a 2.45 ERA (2ER/7.1IP)...was scoreless in six of his seven outings.
- Recorded the save in Game 2 of the Wild Card Series at MIN with two strikeouts in a scoreless ninth inning, clinching a series victory for Houston against his former club...pitched in three games in the ALDS, capturing a save in Game 2...appeared in three ALCS games, earning the win in Game 5 and saves in Games 4 and 6.

2019 SEASON:

- Named to his first career **ALL-STAR** team, going 2-3 with a 2.32 ERA (14ER/54.1IP) and three saves in 55 appearances on the year...among AL relievers, ranked tied for first in holds (31), sixth in WHIP (0.88) and tied for sixth in K/BB ratio (6.00).
- Held left-handed hitters to a .124 opponent batting average with a .361 OPS (.165 OBP/.196 SLG)...posted the second-best opponent OPS against lefties in the Majors (min. 90 batters faced)
- Posted a 0.75 ERA (2ER/24IP) with 29 strikeouts in 24 games at home...shut down division opponents, posting a 1.26 ERA (4ER/28.2IP) with 33 strikeouts in 29 games against the AL West.
- Posted the longest scoreless appearance streak in MLB history, a 40-game streak that began on Aug. 15, 2018 and ended on May 24, 2019 vs. BOS...overtook Craig Kimbrel's MLB record streak of 38 games, set in 2011...his scoreless streak was tied for the second-longest by a reliever in terms of innings pitched (39 IP) in the Expansion Era (since 1961) with RHP Brad Ziegler (39 IP in 2008), trailing only RHP Gregg Olson (41IP from 1989-90)...his 39.0-inning scoreless streak marked a new franchise record...Roy Oswalt previously held the record at 32.1 innings pitched in 2008...also posted a 32-game road scoreless streak, which tied the fifth-longest streak in MLB history.
- Started the year on the Astros **OPENING DAY** roster in what was his first full season with Houston.

ASTROS
FRONT OFFICEASTROS
COACHING STAFF

PRESSLY, RYAN

SCOUTING & PLAYER
DEVELOPMENT2023 SEASON
IN REVIEW2024
OPPONENTSHISTORY &
RECORDSSPRING
TRAININGMEDIA
INFORMATIONMINUTE MAID
PARK

- Appeared in 10 games in the **POSTSEASON**...went 1-0 with an 11.12 ERA (7ER/5.2IP) in his 10 games, stranding 10-of-11 inherited runners...was scoreless in seven out of 10 postseason games...earned his first career postseason win in Game 4 of the ALCS at NYY, throwing 0.2 scoreless innings while striking out one batter.

2018 SEASON:

- Split his season between the Twins and Astros and combined to lead the AL with 77 appearances, which ranked tied for third in the Majors...ranked fourth among AL relievers in strikeouts (101) and eighth in ERA (2.54).
- Set career highs in appearances and strikeouts...started the season on the Twins **OPENING DAY** roster...acquired by the Astros on July 27 in exchange for RHP Jorge Alcala and OF Gilberto Celestino.
- In his 26 games with Houston, posted an 0.77 ERA (2ER/23.1IP) with 32 strikeouts, three walks and just 11 hits allowed (.138 opponent batting average)...ended the season on a 21-game scoreless streak (18.0 IP).
- Pitched in five games in the **POSTSEASON**, posting a 1.80 ERA (1ER/5IP) with seven strikeouts and one hit allowed...marked his first career postseason appearances...recorded holds in each of his first three postseason appearances (Games 1 and 2 of the ALDS vs. CLE and Game 1 of the ALCS at BOS)

2017 SEASON:

- Had two stints on the Twins active roster, going 1-2, with a 8.25 ERA (22ER/24IP) in his first 25 Major League appearances from April 5-July 1, but went 1-1 with a 2.41 ERA (10ER/37.1IP) in his final 32 games.
- Made the Twins **OPENING DAY** roster for the third time in career.
- Held right-handed hitters to a .196 batting average and left-handed hitters to a .281 batting average.
- Recorded a 0.90 ERA (1ER/10IP) and four saves in seven games with Triple A Rochester.

2016 SEASON:

- Made the Twins **OPENING DAY** roster for the second time in his career and the first time since 2013 and spent the entire season with Twins.
- Led the Twins in games (72) and holds (14) and won a career-high six games...ranked fourth in the AL in relief innings (75.1) and tied for fourth in games.

2015 SEASON:

- Began the season with Triple A Rochester and was recalled by Minnesota on May 1...earned a win in his first appearance, tossing a season-high 2.2 scoreless innings on May 3 vs. CWS.
- Did not allow a home run on the season, one of two pitchers in baseball with a minimum of 25.0 innings pitched to not allow a homer, St. Louis' Adam Wainwright being the other.

2014 SEASON:

- Optioned to Triple A Rochester during Spring Training and did not return to the Majors until late July...did not allow a home run in his first 25 Triple A apps. (43IP) from April 6-June 20...converted six of seven save opportunities for the Red Wings.
- Recalled on July 24 and spent rest of the season with Minnesota...eight of his first nine appearances for the Twins were scoreless from July 24-Aug. 15, posting a 0.75 ERA in that span.

2013 SEASON:

- Spent the entire season on the Twins roster, his first with a Major League club.
- Made his Major League debut on April 4 vs. DET, tossing 1.0 scoreless inning with one hit allowed and one strikeout...earned his first Major League win on May 8 at BOS, tossing a career-high 4.0 scoreless innings with two hits allowed.
- Did not allow a home run in his first 23 appearances (34IP) from April 4-June 22.
- Appeared in 49 games, tied for eighth most for a rookie in club history; pitched 76.2 innings, sixth most for a rookie reliever in club history...ranked 10th among AL rookies in innings pitched, first among relievers, and third among all MLB relievers...tied for fifth among AL rookies in appearances.

MINOR LEAGUES:

- In his final year with the Red Sox organization in **2012**, started the season with Class A Salem... promoted to Double A Portland on July 15 and converted from starter to reliever upon his promotion...also pitched for the Surprise Saguaros in the Arizona Fall League, going 0-0, with a 3.86 ERA (6ER/14IP) with one save, one walk and 18 strikeouts in 10 games.
- Spent the entire **2011** season with Class A Salem (Boston), tying for first in Carolina League in starts (26)...led Salem in innings pitched (130.0).
- Spent the entire **2009** season with Class A Lowell (Boston) and made one playoff appearance for the club, allowing one run in 3.0 innings pitched.

PERSONAL:

- Ryan and his wife, Kat Rogers, were married on New Years Eve 2020...Kat is a former Dallas Cowboys cheerleader and appeared in eight episodes of the 2015 TV Series Making the Team.
- Ryan is an avid outdoorsman and hunter, making it ironic that he named his daughter, born July 20, 2022, Hunter Lee...Ryan and his wife, Kat, also have an older son, Wyatt, born in August of 2021.

THOMAS RYAN PRESSLY

Year	Team	W	L	ERA	G	GS	CG	SHO	SV	IP	H	R	ER	HR	HB	BB	SO	WP	BK	AVG
2008	GCL Red Sox (R)	1	4	3.79	10	9	0	0	0	40.1	41	18	17	2	3	21	34	4	0	.277
2009	Lowell (A)	6	4	3.17	13	11	0	0	0	59.2	48	22	21	1	2	25	64	7	0	.220
2010	Greenville (A)	5	7	3.72	26	24	0	0	0	113.2	110	55	47	9	5	43	96	5	0	.256
2011	Salem (A)	6	11	4.50	26	26	0	0	0	130.0	125	84	65	9	13	53	72	11	0	.251
2012	Salem (A)	5	3	6.28	20	12	0	0	0	76.0	86	58	53	9	4	26	61	10	0	.287
	Portland (AA)	2	2	2.93	14	0	0	0	0	27.2	23	9	9	2	0	10	21	2	0	.232
2013	MINNESOTA	3	3	3.87	49	0	0	0	0	76.2	71	37	33	5	0	27	49	7	0	.251
2014	Rochester (AAA)	1	4	2.98	35	0	0	0	6	60.1	55	25	20	1	1	21	63	6	0	.238
	MINNESOTA	2	0	2.86	25	0	0	0	0	28.1	30	10	9	3	1	8	14	1	0	.278
2015	Rochester (AAA)	0	2	4.50	7	0	0	0	0	10.0	6	7	5	1	0	6	15	3	0	.176
	MINNESOTA	3	2	2.93	27	0	0	0	0	27.2	27	9	9	0	0	12	22	2	0	.257
2016	MINNESOTA	6	7	3.70	72	0	0	0	1	75.1	79	34	31	8	2	23	67	7	0	.266
2017	MINNESOTA	2	3	4.70	57	0	0	0	0	61.1	52	34	32	10	3	19	61	5	0	.229
	Rochester (AAA)	2	0	0.90	7	0	0	0	4	10.0	5	1	1	0	0	5	15	0	0	.152
2018	MINNESOTA	1	1	3.40	51	0	0	0	0	47.2	46	19	18	5	2	19	69	6	0	.250
	HOUSTON	1	0	0.77	26	0	0	0	2	23.1	11	2	2	1	1	3	32	2	0	.138
2019	HOUSTON	2	3	2.32	55	0	0	0	3	54.1	37	15	14	6	0	12	72	4	0	.188
	Corpus Christi (AA)#	0	0	0.00	1	1	0	0	0	1.0	1	0	0	0	0	0	2	0	0	.333
2020	HOUSTON	1	3	3.43	23	0	0	0	12	21.0	21	10	8	2	1	7	29	1	0	.253
2021	HOUSTON	5	3	2.25	64	0	0	0	26	64.0	49	19	16	4	0	13	81	3	0	.208
2022	HOUSTON	3	3	2.98	50	0	0	0	33	48.1	30	17	16	4	0	13	65	0	0	.181
	Sugar Land (AAA)#	0	0	0.00	1	0	0	0	0	1.0	0	0	0	0	0	0	0	0	0	.000
2023	HOUSTON	4	5	3.58	65	0	0	0	31	65.1	54	33	26	8	1	16	74	2	0	.220
MINOR LEAGUE TOTALS		28	37	4.05	160	83	0	0	10	529.2	500	279	238	34	28	210	443	48	0	.250
MAJOR LEAGUE TOTALS		33	33	3.25	564	0	0	0	108	593.1	507	239	214	56	11	172	635	40	0	.229
#Rehab Assignment																				

ASTROS
FRONT OFFICE
ASTROS
COACHING STAFF
PRESSLY, RYAN
SCOUTING & PLAYER
DEVELOPMENT
2023 SEASON
IN REVIEW
2024
OPPONENTS
HISTORY &
RECORDS
SPRING
TRAINING
MEDIA
INFORMATION
MINUTE MAID
PARK

PRESSLY IN THE POSTSEASON

WILD CARD SERIES RECORD

Year	Team/Opp.	W	L	ERA	G	GS	CG	SHO	SV	IP	H	R	ER	HR	HB	BB	SO	WP	BK	AVG
2020	HOU/MIN	0	0	0.00	1	0	0	0	1	1.0	0	0	0	0	0	0	2	0	0	.000

DIVISION SERIES RECORD

Year	Team/Opp.	W	L	ERA	G	GS	CG	SHO	SV	IP	H	R	ER	HR	HB	BB	SO	WP	BK	AVG
2018	HOU/CLE	0	0	0.00	2	0	0	0	0	2.1	0	0	0	0	0	1	3	1	0	.000
2019	HOU/TB	0	0	18.00	2	0	0	0	0	1.0	4	2	2	0	0	0	0	0	0	.571
2020	HOU/OAK	0	0	6.00	3	0	0	0	1	3.0	4	2	2	0	0	1	2	0	0	.333
2021	HOU/CWS	0	0	0.00	3	0	0	0	0	3.0	3	0	0	0	0	0	4	1	0	.250
2022	HOU/SEA	0	0	0.00	2	0	0	0	1	2.0	2	0	0	0	1	1	2	0	0	.286
2023	HOU/MIN	0	0	0.00	2	0	0	0	2	2.0	0	0	0	0	0	0	5	0	0	.000
TOTALS		0	0	2.70	14	0	0	0	4	13.1	13	4	4	0	1	3	16	2	0	.255

LEAGUE CHAMPIONSHIP SERIES RECORD

Year	Team/Opp.	W	L	ERA	G	GS	CG	SHO	SV	IP	H	R	ER	HR	HB	BB	SO	WP	BK	AVG
2018	HOU/BOS	0	0	3.38	3	0	0	0	0	2.2	1	1	1	0	0	2	4	0	0	.100
2019	HOU/NYY	1	0	10.80	4	0	0	0	0	1.2	5	2	2	0	0	1	3	0	0	.500
2020	HOU/TB	1	0	0.00	3	0	0	0	2	3.1	3	0	0	0	0	0	4	2	0	.250
2021	HOU/BOS	0	0	3.00	3	0	0	0	1	3.0	3	1	1	1	0	0	4	0	0	.250
2022	HOU/NYY	0	0	0.00	3	0	0	0	3	3.1	0	0	0	0	0	1	6	0	0	.000
2023	HOU/TEX	2	1	0.00	3	0	0	0	1	4.0	2	0	0	0	0	2	5	1	0	.154
TOTALS		3	0	2.00	19	0	0	0	7	18.0	14	4	4	1	0	6	26	3	0	.209

WORLD SERIES RECORD

Year	Team/Opp.	W	L	ERA	G	GS	CG	SHO	SV	IP	H	R	ER	HR	HB	BB	SO	WP	BK	AVG
2019	HOU/WSH	0	0	9.00	4	0	0	0	0	3.0	3	4	3	0	0	2	3	1	0	.281
2021	HOU/ATL	0	0	0.00	3	0	0	0	0	3.2	0	0	0	0	1	2	6	0	0	.000
2022	HOU/PHI	0	0	0.00	5	0	0	0	2	5.2	2	1	0	0	1	1	5	0	0	.100
TOTALS		0	0	2.19	12	0	0	0	2	12.1	5	5	3	0	2	5	14	1	0	.119

PRESSLY CAREER TRANSACTIONS

- Selected by Boston in the 11th round of the June 2007 draft.
- Selected by Minnesota from Boston in the Major League Rule 5 Draft on Dec. 6, 2012.
- On Injured List, July 6-Nov. 2, 2015 (right lat strain).
- Acquired by Houston from Minnesota in exchange for RHP Jorge Alcala and OF Gilberto Celestino on July 27, 2018.
- On Injured List, July 27-Aug. 9, 2019 (right knee soreness).
- On Injured List, Aug. 21-Sept. 20, 2019 (right knee arthroscopic surgery).
- On Injured List, April 16-May 5, 2022 (right knee inflammation).
- On Injured List, Aug. 25-Sept. 9, 2022 (neck spasms).

PRESSLY GAME HIGHS

Longest Winning Streak: 4 -- July 20-Aug. 2, 2016
Longest Losing Streak: 4 -- Aug. 27, 2016-April 16, 2017
Strikeouts: 5 -- May 18, 2017 vs. Colorado
Walks: 3 (2x) -- last, May 7, 2016 at Chicago (AL)
Innings (starter): none
Innings (relief): 4.0 -- May 8, 2013 at Boston
Low-Hit Game (CG): none



CÉSAR SALAZAR

18
C

B/T	HEIGHT	WEIGHT
L/R	5'9	198

Born: 3/15/96 in Hermosillo, MX
Opening Day Age: 28
Contract Status: Signed through 2024
Acquired: Selected in the seventh round of the 2018 June draft.
Resides: Tucson, AZ
ML Service: 0.080

CAREER HIGHLIGHTS

- Catcher enters his seventh year in the Astros organization after reaching the Majors for the first time and appearing in 13 games with the Astros in 2023...he has a career .243 average (266x1095) with 59 doubles, 35 home runs, and a .729 OPS in 322 minor league games.
- Made his first career **OPENING DAY** roster in 2023 and made his Major League debut on April 2, 2023 vs. CWS, drawing a walk as a pinch-hitter... Appeared in 13 games and made four starts behind the plate across two stints with the Astros.
- Was a Midwest League Mid-Season **ALL-STAR** in 2019, batting .262 (65x248) with 16 doubles, three homers and 39 RBI with Single A Quad Cities.

2023 SEASON:

- Made his first career **OPENING DAY** roster as the club's third catcher, along with Martín Maldonado and Yainer Diaz...batted .111 (2x18) with a walk and a run scored in 13 games across two stints with the Astros.
- Made his Major League debut as a pinch-hitter on April 2 vs. Chicago (AL)...drew a walk and came around to score.
- Recorded the first hit of his Major League career as a pinch-hitter on April 16 vs. TEX...followed that with a pinch-hit single on April 17 vs. TEX... according to Elias, he is the first Astro to record their first two Major League hits as a pinch-hitter since IF Matt Duffy also did so on Sept. 19 and Sept. 23 of 2015.
- Was optioned to Triple A Sugar Land on June 4... was recalled to the Major League roster on June 9 and then optioned back to Triple A Sugar Land on June 21.
- Batted .191 (33x173) with 2 home runs, 16 RBI and 8 doubles in 57 games with Triple A Sugar Land.
- Was a member of the Taxi Squad throughout the club's **POSTSEASON** run.

MINOR LEAGUE CAREER:

- During the **2022** season, he split time between Double A Corpus Christi (85g) and Triple A Sugar Land (17g)...notched a .265 batting average (97x366) with 58 runs, 18 doubles, 16 home runs, 60 RBI, eight stolen bases and a .783 OPS (.338 OBP/.445 SLG).

BROADCAST NOTES

- Moved to Tucson, Ariz., from Hermosillo, Mexico, when he was 15 years old...he did so at the advice of his mentor and travel ball coach, Luis Valenzuela, to increase his chance of receiving a college baseball scholarship...Cesar moved in with a host family in Tucson and credits watching a lot of TV to help learn the English language, as well as American culture... switched his primary position to catcher after playing shortstop for most of his youth as Valenzuela convinced him it would enhance his chances of netting a scholarship and reaching the Majors.
- Went undrafted out of Sahuaro H.S. (Tucson, Ariz.)... was eligible for just 18 games throughout his high school career due to Arizona Interscholastic Association transfer restrictions...batted .613 with four home runs and 16 RBI in those 18 games, all coming his senior year.
- Played collegiately at the University of Arizona, where he hit .339 (65x189) with 25 runs, 11 doubles, one triple, four home runs, 42 RBI and a .903 OPS as a junior in 2018...named to the First-Team All-Pac 12 team that season...recorded a caught stealing in 16-of-28 stolen base attempts (57.1%).
- Selected by Houston in the seventh round of the June 2018 Draft...signed by Astros scout Aaron Tassano.
- Made the first start of his MLB career on April 5 vs. DET, which coincided with the birthday of his father, César Salazar Sr., who had traveled from his home in Hermosillo to be in attendance...César became the sixth native of Hermosillo to reach the Majors, joining RHP Francisco Barrios, RHP Elmer Dessens, IF Erubiel Durazo, OF Luis García and IF Isaac Paredes.
- Is one of 12 Mexican-born players to appear in the Majors with the Astros and was the first since José Urquidy debuted in 2019.
- Has appeared with Naranjeros de Hermosillo of the Mexican Pacific Winter League in each of the past six offseasons...helped lead Hermosillo to the 2023-24 MPWL Championship, the club's first title since the 2009-10 offseason...César batted .257 (19x74) with seven RBI in 25 games with Hermosillo during the 2023-24 season.
- Received his second-career invitation to Major League Spring Training camp in 2024...is signed to a one-year contract for the 2024 season.

ASTROS FRONT OFFICE
ASTROS COACHING STAFF
SCOUTING & PLAYER DEVELOPMENT
2023 SEASON IN REVIEW
2024 OPPONENTS
HISTORY & RECORDS
SPRING TRAINING
MEDIA INFORMATION
MINUTE MAID PARK

- In **2021**, he played in 56 games between High A Asheville, Double A Corpus Christi and Triple A Sugar Land...he batted .251 (48x191) with 11 home runs, 32 RBI, eight walks with an .830 OPS.
- Did not appear in a game in **2020** due to the pandemic-shortened season.
- Spent the entire **2019** season in Low A Quad Cities, where he batted .262 (65x248) with 16 doubles, and 39 RBI in 71 games...was named a Midseason **ALL-STAR** in the Midwest League.
- After being selected in the **2018** MLB Draft, he appeared in 36 games between Short-Season Tri-City and Single A Quad Cities...batted .197 (23x117) with 10 runs, six doubles, three home runs and 17 RBI.

CÉSAR SALAZAR

Year	Team	AVG	G	AB	R	H	2B	3B	HR	RBI	BB	SO	SB	CS	OBP	SLG	SF	SH	HB	E
2018	Tri-City (A)	.205	22	73	5	15	6	0	0	10	4	15	1	1	.284	.288	0	0	4	2
	Quad Cities (A)	.182	14	44	5	8	0	0	3	7	4	13	0	0	.280	.386	0	0	2	0
2019	Quad Cities (A)	.262	71	248	28	65	16	1	3	39	17	41	5	3	.323	.371	6	0	8	4
2020	--Did not play; Cancellation of minor league season--																			
2021	Asheville (A)	.238	23	80	10	19	4	0	3	12	9	23	2	0	.344	.400	2	0	5	5
	Corpus Christi (AA)	.243	32	107	12	26	5	1	8	19	9	24	2	1	.320	.533	2	0	4	2
	Sugar Land (AAA)	.750	1	4	1	3	2	0	0	1	0	0	0	0	.750	1.250	0	0	0	0
2022	Corpus Christi (AA)	.277	85	307	56	85	17	0	16	54	24	58	8	3	.350	.489	14	0	6	8
	Sugar Land (AAA)	.203	17	59	2	12	1	0	0	6	5	13	0	0	.273	.220	1	0	1	1
2023	Sugar Land (AAA)	.191	57	173	21	33	8	0	2	16	31	33	3	0	.362	.272	1	1	16	
	HOUSTON	.111	13	18	1	2	0	0	0	0	1	6	0	0	.158	.111	0	0	0	2
MINOR LEAGUE TOTALS		.243	322	1095	140	266	59	2	35	164	103	220	21	8	.333	.396	18	1	4	25
MAJOR LEAGUE TOTALS		.111	13	18	1	2	0	0	0	0	1	6	0	0	.158	.111	0	0	0	2

SALAZAR CAREER TRANSACTIONS

- Selected by Houston in seventh round of the June 2018 MLB Draft.

SALAZAR CAREER FIELDING

YEAR	POSITION	PCT.	G	PO	A	E	TC	DP
2023	Catcher	.955	9	38	4	2	44	0
TOTALS	Catcher	.955	9	38	4	2	44	0



TAYLER SCOTT

50
RHP

HT **WEIGHT**
R/R 6'3 185

Born: 6/1/92 in Johannesburg, South Africa

Opening Day Age: 31

Contract Status: Signed through 2024

Acquired: Signed as a minor league free agent on Dec. 12, 2023.

Resides: Scottsdale, AZ

ML Service: 1.015

CAREER HIGHLIGHTS

- South African native has had a well-traveled career, spent mostly as a reliever, including parts of three Major League seasons (2019, 2022-23), parts of 11 minor league seasons (2011-19, 2022-23), a stint in Japan's Nippon Professional Baseball (2020-21) and a stint at the independent level (2016).
- Has logged nearly 700 innings at the minor league level, going 47-37 with a 3.78 ERA (289ER/688.2IP) in 320 games (66 starts).
- Set his MLB career high with 18 appearances (two starts) in 2023...began the year with the Dodgers and also had stops with the Red Sox and A's.
- Has appeared with six teams through his three MLB seasons (SEA, BAL, SD, LAD, BOS, OAK), combining to record a 9.00 ERA (46ER/46IP) in 39 games (four starts)...has been utilized as an opener in each of his four starts, making two such starts in 2023.
- Made his MLB debut with the Mariners on June 8, 2018, making a 2.2-inning relief outing at LAA...the 2.2 innings still stand as his career high.
- Spent the 2020-21 seasons with the Hiroshima Carp of Nippon Professional Baseball...went a combined 5-7 with a 4.02 ERA (32ER/71.2IP) in 33 games during his time in Japan.
- Was a Midwest League **ALL-STAR** in 2013 with Single A Kane County in the Cubs organization.

2023 SEASON

- Appeared in the Majors with the Dodgers, Red Sox and A's, and recorded a 5.60 ERA (11ER/17.2IP) with 17 strikeouts in 18 games (two starts)...the 18 appearances marked his single-season career high.
- Began the season with Los Angeles (NL), was traded to Boston for cash considerations on June 22 and was claimed off waivers by Oakland on July 19, where he finished out his year.
- Was twice-utilized as an opener, once with Boston (July 9 vs. OAK) and once with Oakland (July 25 at SF)...tossed exactly one inning in each start and did not allow an earned run in either start.
- Had his best Major League stint with Oakland, where he closed out the year...recorded a 3.38 ERA (3ER/8IP) in eight games (one start) with the A's.
- Relied heavily on a slider-sinker combo, throwing his slider 47.3 percent of the time and his sinker 32.8 percent of the time, per Baseball Savant.

BROADCAST NOTES

- Was born in Johannesburg, South Africa, and grew up playing soccer, not picking up baseball until he was eight years old...he remained in South Africa until moving to Scottsdale, Ariz. at the age of 16 in order to play high school baseball...his family remained in South Africa but his parents, Rodney and Karen, would trade off staying with him in Scottsdale during his prep career...Tayler graduated from Notre Dame Preparatory High School in Scottsdale and was selected by the Chicago Cubs in the fifth round of the 2012 MLB Draft...signed by Cubs scout Steve McFarland.
- Tayler became the second South African player – and first pitcher – to appear in a Major League game with his debut on June 8, 2019 at Los Angeles (AL)...Tayler's parents, Rodney and Karen, made the approximately 24-hour trip from Johannesburg to Anaheim, Calif., to be in attendance for his debut.
- While Tayler is the first South African pitcher to appear in a Major League game, the first position player was IF Gift Ngoepe, who debuted with the Pirates in 2017...Tayler said his interest in baseball grew when Ngoepe, who grew up around 10 minutes from him in Johannesburg and was a teammate of his on the club circuit, signed with the Pirates in 2008...Tayler said Ngoepe's signing "kind of opened my eyes that you were able to do that and go play baseball in America."
- The 2023 season was a rollercoaster for Tayler, appearing at the MLB level with three different clubs, also spending time at each club's Triple A affiliate...he began his season with the Dodgers, was acquired via trade by the Red Sox on June 22 and was claimed off waivers by the A's on July 19...he elected free agency following the season and signed a minor league deal with the Astros on Dec. 12...he is signed to a one-year contract through 2024.

- Also appeared at the Triple A level with the Dodger, Red Sox and A's organizations, combining to go 5-0 with a 1.64 ERA (7ER/38.1IP), with five saves, 44 K's and a 1.017 WHIP...his 1.64 ERA was the lowest of any of his minor league seasons (min. 35 IP).
- Elected free agency following the 2023 season and signed a minor league deal with the Astros on Dec. 12.

2022 SEASON

- Signed a minor league deal with the Padres on Feb. 17 and was with the organization until being claimed on waivers by the Phillies on Sept. 14.
- Made all of his big league appearances on the year with the Padres, going 0-1 with a 6.75 ERA (9ER/12IP) across two stints...was on the 15-Day IL from Aug. 15-Sept. 11 (right middle finger laceration).
- Spent the bulk of his season with Triple A El Paso and went 2-1 with a 3.76 ERA (17ER/40.2IP) in 33 games...made four appearances with Triple A Lehigh Valley to close out his year after being claimed on waivers by Philadelphia.
- Elected free agency following the season and went on to sign a minor league deal with the Dodgers on Jan. 3, 2023.

2021 SEASON

- Went 2-1 with a 1.96 ERA (5ER/23IP) and a 0.913 WHIP in seven relief appearances with the Hiroshima Carp's minor league affiliate in the Japanese Western League.
- Was his second full pro season spent in Nippon Professional Baseball.

2020 SEASON

- Signed a one-year deal with the Hiroshima Carp of Nippon Professional Baseball.
- Made seven appearances (8IP) with Hiroshima but spent the majority of his year with the club's minor league affiliate in the Japan Western League.
- Had a strong campaign with Hiroshima's affiliate in the Japan Western League, going 3-3 with a 2.88 ERA (13ER/40.2IP) and 1.082 WHIP in 19 games.

2019 SEASON

- Reached the Majors after eight seasons in MiLB, making appearances with the Mariners and Orioles.
- Pitched the bulk of his season at the Triple A level within the Mariners and Orioles organizations...went a combined 3-2 with a 4.59 ERA (26ER/51IP) and seven saves in 33 games.
- Was invited to Major League Spring Training with Seattle and began the year with Triple A Tacoma...had his contract selected by the Mariners on June 7.
- Made MLB history with his debut on June 8 at LAA, becoming the first South African pitcher to appear in the Majors...picked up his first career strikeout against IF Wilfredo Tovar in his debut.
- Worked as an opener for the Mariners on June 17 vs. Kansas City and June 20 vs. Baltimore, marking his first two career Major League starts.
- Appeared in five games with the Mariners before being claimed on waivers by the Orioles on June 25...pitched in eight games with the Orioles, spanning four separate stints.
- Recorded a combined 14.33 ERA (26ER/16.1IP) in 13 games (two starts) with the Mariners and Orioles.

MINOR LEAGUE CAREER

- Worked the entire **2018** season with Triple A Round Rock, going 5-5 with a 3.26 ERA (22ER/60.2IP) in 44 games...was second on Round Rock in appearances.
- In **2017**, he appeared with Double A Biloxi (MIL) and Triple A Round Rock (TEX)...was acquired by Texas from Milwaukee on July 31 in exchange for RHP Jeremy Jeffress...went a combined 4-7 with a 3.25 ERA (27ER/74.2IP) and three saves in 54 games...set his minor league single-season highs in appearances and innings pitched as a reliever.
- Began **2016** with Sioux City of the independent American Association and worked his way back to the affiliated ranks with the Brewers organization...went 1-0 with a 1.88 ERA (6ER/28.2IP) in 17 games with Sioux City...had his contract purchased by Milwaukee on July 6 and was assigned to Double A Biloxi...spent the rest of the regular season with Biloxi and went 3-2 with a 4.39 ERA (13ER/26.2IP) in 24 games...went on to pitch for the Salt River Rafters of the Arizona Fall League and went 0-1 with a 1.88 ERA (3ER/14.1IP) in nine games.
- Pitched with Double A Tennessee and High A Myrtle Beach in **2015** within the Cubs organization, going a combined 6-3 with a 3.83 ERA (23ER/54IP) in 26 games (one start)...was his first minor league season pitching predominantly as a reliever, working mostly as a starter through the first four seasons of his pro career...began the year with Myrtle Beach and went 2-2 with a 1.96 ERA (5ER/23IP) in 11 games (one start) prior to receiving promotion to Tennessee on May 30...was on the Injured List from July 20-Aug. 18 due to right shoulder inflammation.
- Set minor league career highs in wins (8), strikeouts (79), starts (26) and innings pitched (134.2) in **2014**, spending the entire season with High A Daytona...finished the season at 8-8 with a 4.34 ERA (65ER/134.2IP).
- Spent his entire **2013** season with Single A Kane County and was voted a Midwest League Mid-Season **ALL-STAR**...went 6-8 with a 4.22 ERA (61ER/130IP) in 24 starts.

- Completed his first full season at the pro level in **2012** with Short-Season Boise, going 5-1 with a 3.79 ERA (20ER/71.1IP) in 15 starts...led Boise in wins and innings, and was tied for the team lead in starts.
- Made his pro debut in **2011** with the Cubs Arizona Rookie League affiliate...made two relief appearances, allowing three runs on four hits with strikeouts through 3.2 innings pitched.

TAYLER JAMES SCOTT

Year	Team	W	L	ERA	G	GS	CG	SHO	SV	IP	H	R	ER	HR	HB	BB	SO	WP	BK	AVG
2011	Cubs (R)	0	0	7.36	2	0	0	0	0	3.2	4	3	3	0	0	1	2	0	0	.267
2012	Boise (SS)	5	1	2.52	15	15	0	0	0	71.1	66	30	20	0	4	29	43	9	3	.245
2013	Kane County (A)	6	8	4.22	24	24	0	0	0	130.0	144	78	61	6	4	54	67	9	2	.282
2014	Daytona (A+)	8	8	4.34	26	26	0	0	0	134.2	142	79	65	14	7	52	79	15	3	.268
2015	Myrtle Beach (A+)	2	2	1.96	11	1	0	0	2	23.0	18	6	5	1	2	6	27	2	0	.222
	Tennessee (AA)	4	1	5.23	15	0	0	0	1	31.0	32	19	18	3	0	20	21	2	0	.278
2016	Biloxi (AA)	3	2	4.39	24	0	0	0	1	26.2	21	15	13	3	0	14	21	4	0	.212
2017	Biloxi (AA)	4	6	2.34	42	0	0	0	2	61.2	57	21	16	3	1	35	63	13	1	.245
	Round Rock (AAA)	0	1	7.62	12	0	0	0	1	13.0	17	12	11	3	0	5	13	3	1	.298
2018	Round Rock (AAA)	5	5	3.26	44	0	0	0	1	60.2	60	25	22	4	0	25	52	6	0	.265
2019	Tacoma (AAA)	3	2	6.43	20	0	0	0	1	35.0	32	25	25	4	2	19	47	4	0	.246
	Norfolk (AAA)	0	0	0.56	13	0	0	0	6	16.0	11	1	1	0	0	3	21	3	1	.193
	SEATTLE	0	0	9.39	5	2	0	0	0	7.2	11	10	8	1	2	6	7	0	0	.333
	BALTIMORE	0	0	18.69	8	0	0	0	0	8.2	20	18	185	2	5	5	7	2	0	.444
2020	Hiroshima (NPB)	3	2	6.43	20	0	0	0	1	35.0	32	25	25	4	2	19	47	4	0	.246
2021																				
2022	El Paso (AAA)	2	1	3.76	33	0	0	0	3	40.2	41	22	17	5	1	11	52	7	0	.261
	Lehigh Valley (AAA)	0	0	15.00	4	0	0	0	0	3.0	7	5	5	0	1	4	4	0	0	.438
	SAN DIEGO	0	1	6.75	8	0	0	0	0	12.0	19	10	9	1	0	6	13	0	0	.358
2023	Oklahoma City (AAA)	3	0	1.37	19	0	0	0	2	19.2	13	3	3	0	2	10	25	1	0	.194
	Worcester (AAA)	0	0	3.00	2	0	0	0	0	3.0	5	1	1	1	0	0	2	1	0	.357
	Las Vegas (AAA)	2	0	1.72	14	0	0	0	3	15.2	8	3	3	0	0	3	17	1	0	.154
	LOS ANGELES (NL)	0	0	9.00	6	0	0	0	1	6.0	6	6	6	0	1	4	8	0	0	.250
	BOSTON	0	0	4.91	4	1	0	0	0	3.2	6	3	2	1	1	4	2	1	0	.400
	OAKLAND	0	0	3.38	8	1	0	0	0	8.0	11	3	3	2	1	2	7	0	0	.314
MINOR LEAGUE TOTALS		47	37	3.78	320	66	0	0	23	688.2	678	348	289	47	24	291	556	80	11	.258
MAJOR LEAGUE TOTALS		0	1	9.00	39	4	0	0	0	46.0	73	50	46	10	7	27	44	3	0	.356

SCOTT'S CAREER TRANSACTIONS

- Selected by Chicago (NL) in 5th round of the June 2011 MLB Draft.
- Signed by Milwaukee as a minor league free agent on July 4, 2016.
- Acquired by Texas from Milwaukee in exchange for RHP Jeremy Jeffress on July 31, 2017.
- Signed by Seattle as a minor league free agent on Dec. 5, 2018.
- Claimed off waivers by Baltimore on June 25, 2019.
- Signed by San Diego as a minor league free agent on Feb. 17, 2022.
- Claimed off waivers by Philadelphia on Sept. 14, 2022.
- Signed by Los Angeles (NL) as a minor league free agent on Jan. 3, 2023.
- Acquired by Boston from Los Angeles (NL) in exchange for cash considerations on June 22, 2023.
- Claimed off waivers by Oakland on July 19, 2023.
- Signed by Houston as a minor league free agent on Dec. 12, 2023.

SCOTT'S GAME HIGHS

Longest Winning Streak:none
Longest Losing Streak:1 -- July 13, 2022 at Colorado
Strikeouts:4 (3x) -- last, July 10, 2022 vs. San Francisco
Walks:3 -- June 20, 2019 vs. Baltimore
Innings (starter):1.0 (2x) -- last, July 25, 2023 at San Francisco
Innings (relief):2.2 -- June 8, 2019 at Los Angeles (AL)
Low-Hit Game (CG):none



JON SINGLETON

28
IF

B/T	HEIGHT	WEIGHT
LL	6'0	256

Born: 9/18/91 in Harbor City, CA

Opening Day Age: 32

Contract Status: Signed through 2024

Acquired: Signed as a minor league free agent on June 24, 2023.

Resides: Anaheim, CA

ML Service: 1.069

CAREER HIGHLIGHTS

- Left-handed hitting first baseman has had an incredibly unique career journey...made his Major League debut as a top prospect with Houston in 2014 and then returned to the big leagues with Houston and Milwaukee in 2023 after an eight-year gap that included stints in the minor leagues and Mexican League.
- Has played in parts of three Major League seasons in stints with the Astros and Brewers (2014-15, '23), hitting a combined .170 (76x448) with 18 doubles, 16 home runs and 62 RBI in 150 games.
- Appeared in 25 games with the Astros over the final two months of the 2023 season and had the signature moment of his reunion with the club on Aug. 11 vs. the Angels, belting two home runs to go with five RBI...he had gone eight years and 13 days since his last home run in the Majors (July 29, 2015), which also came with Houston...it was the longest gap between homers from a position player since IF Ronnie Belliard went 10 years, 144 days (5/5/87-9/26/97).
- Did not appear at the pro level from 2018-20...played with the Diablos Rojos del Mexico of the Mexican League in 2021 and returned to the affiliated minor leagues in 2022 with the Brewers organization.
- Made his Major League debut with Houston in 2014, logging 13 home runs and 44 RBI, the most by an Astros rookie first baseman since Jeff Bagwell hit both marks in 1991 (14HR/80RBI)...also led MLB in pitches per plate appearance (4.50) (min. 350 PA)... is the highest mark by an Astros player since 1988 (min. 350 PA), the year the stat was first tracked.
- Has amassed 1,097 appearances at the minor league level across parts of 11 seasons, batting a combined .254 (969x3812) with 181 home runs, 673 RBI and an .838 OPS.
- Was considered one of baseball's top prospects leading up to his Major League debut in 2014, ranking as high as No. 34 overall in *Baseball America's* Preseason Top-100 rankings in 2012.
- Has accrued numerous minor league honors, including selections as a Texas League Mid-Season **ALL-STAR** (2012 and '17), MiLB.com Organizational **ALL-STAR** (2012, '22), and a Baseball America Minor League **ALL-STAR** (2012)...was selected to play in the 2012 Futures Game and went 3x4 with two runs scored an an RBI in the contest.

BROADCAST NOTES

- Jon's father, Herb Singleton, played QB for the University of Oregon in 1973 as a junior...he was named honorable mention All-Coast by UPI and played with the Seattle Seahawks for one season...he also has an NFL connection through his father-in-law, Tim Rother, who was a defensive tackle with the Los Angeles Raiders (1989-90).
- Jon graduated from Robert A. Millikan High School (Long Beach, Calif.) in '09, hitting .318 with seven home runs, 46 RBI and a .485 on-base percentage in 53 career games... won the HR Derby at the 2008 Perfect Game National Showcase at the Metrodome as a junior...named a 2009 Rawlings First Team All-American and a California All-Region First Team selection in his senior season.
- Was selected by the Phillies in the eighth round of the June 2009 draft...signed by Philadelphia scout Demerius Pittman...was rated by Baseball America as the No. 6 first base prospect in the 2009 draft class.
- Stepped away from professional baseball in 2018 after being suspended 100 games by Major League Baseball for violation of the Minor League Drug and Prevention Program...did not return to the affiliated minor league ranks until signing a minor league contract with Milwaukee in 2022...was added to the Brewers' 40-man roster following the 2022 season but was then designated for assignment two months later...Jon accepted his outright assignment, which payed off when he was selected to the Brewers Major League roster on June 3, 2023...it had been 2,801 days since Jon was last on an active Major League roster, which came when he was with the Astros in 2015.
- Jon was credited by several Milwaukee minor leaguers, including outfielders Blake Perkins and Tyrone Taylor, and infielder Brice Turang, for his mentorship of younger players while with Triple A Nashville from 2022-23...he was informed during the middle of Nashville's game on June 3, 2023, that he was headed back to the Majors...the umpires briefly delayed that game due to the commotion coming from the Nashville dugout, as his teammates celebrated the news.
- Initially acquired by the Astros in a trade with the Phillies on July 29, 2011, as one of the headliners in a package for OF Hunter Pence...returned to the Astros by signing a minor league deal on June 24, 2023...is signed to a one-year deal for the 2024 season.

2023 SEASON:

- Returned to MLB action for the first time since 2015, appearing in 36 games between the Astros and Brewers...batted a combined .165 (15x91) with three doubles, two home runs, 12 RBI and 13 walks.
- Worked the majority of his season at the Triple A level within the Houston and Milwaukee systems, hitting a combined .289 (86x298) with 22 homers, 57 RBI, 63 walks and a .976 OPS.
- Was selected to the Brewers active roster on June 3 and appeared in 11 games before being DFA'd, and subsequently granted his release...made his first appearance with Milwaukee on June 3 at Cincinnati, which was his first Major League appearance since Oct. 2, 2015, while with the Astros.
- Signed a minor league deal with the Astros on June 24, returning after previously spending seven years with the organization (2011-17).
- Was selected to the Astros active roster on Aug. 8 after playing in 33 games with Triple A Sugar Land, where he hit .333 (40x120) with 12 homers and 28 RBI... completed the rest of the season at the MLB level.
- Had the pinnacle performance of his Major League career on Aug. 11 vs. the Angels, going 3x4 with two home runs, 5 RBI, a walk and three runs scored...was his first Major League home run since July 29, 2015, which also came with the Astros... was the longest span between homers since 9 years, 52 days by RHP Jake Peavy (7/26/06-9/16/15)...was the longest gap between homers from position players since IF Ronnie Belliard went 10 years, 144 days (5/5/87-9/26/97)...was his 1st career multi-homer game and the 5 RBI set his single-game high.
- Played in two **POSTSEASON** games, going 0x1 with a walk in two pinch-hit appearances.
- Drew a key walk in Game 5 of the ALCS at TEX to help set up a go-ahead three-run home run by Jose Altuve en route to a comeback win...was his first career postseason plate appearance.

2022 SEASON:

- Was signed by the Brewers to a minor league deal on March 8...was his first contract with a Major League organization since being released by Houston in May 2018.
- Named an MiLB.com Organizational **ALL-STAR** after spending his entire season with Triple A Nashville...batted .219 (100x456) with 84 runs scored, 22 doubles, 24 home runs, 87 RBI and 117 walks.
- Led all of Minor League Baseball in walks and broke the Nashville single-season record, previously held by Otis Nixon (110 in 1981)...were the most walks in a minor league season since Colin Walsh (OAK) drew 124 walks in 2015.
- Among International League players, finished first in walks, fifth in on-base percentage (.375), tied for fifth in RBI, tied for fifth in runs and tied for seventh in home runs.

2020-21 SEASONS

- After two years away from professional baseball, signed with the Diablos Rojos del Mexico of the Mexican League on April 2, 2020.
- Did not appear at the professional level in 2020 due to the cancellation of the Mexican League season.
- Was traded to the Guerreros de Oaxaca on Nov. 4, 2020 and then reacquired by the Diablos Rojos in a trade on May 25, 2021.
- Spent the entire 2021 season with the Diablos Rojos, batting .321 (44x137) with 15 home runs, 36 RBI 51 walks and a 1.196 OPS.
- In 2021, he led the Mexican League in walks, on-base percentage (.503) and OPS, and was second in slugging percentage (.693).

2019 SEASON

- Did not make an appearance at the professional level.

2018 SEASON

- Suspended by Major League Baseball for 100 games on Jan. 23 for violating the Minor League Drug Prevention and Treatment Program.
- Was released by Houston on May 21.

2017 SEASON

- Played his entire season with Double A Corpus Christi and was selected as a Texas League Mid-Season **ALL-STAR**...batted .205 (79x385) with 20 doubles, 18 home runs, 62 RBI, 107 walks and a .773 OPS.
- Led all of Minor League Baseball in walks
- Among Texas League players, ranked first in walks, tied for third in home runs and fifth in on-base percentage (.376).

2016 SEASON

- Appeared with Triple A Fresno for the entire season, batting .202 (83x410) with 20 home runs, 66 RBI, 83 walks and a .728 OPS.
- Was his third consecutive season (including both MLB and MiLB games) that he reached 20 home runs.
- Was seventh in Minor League Baseball and tied for first in the Astros minor league system in walks.
- Ranked third in the Pacific Coast League in walks.
- Led Triple A Fresno in home runs and on-base percentage (.337).
- Was outrighted off the Astros 40-man roster on Nov. 22.

2015 SEASON

- Spent the majority of the season at Triple A, but played in 19 games with Houston across two stints in the Major Leagues.
- In 102 games with Triple A Fresno, batted .254 (96x378) with 25 doubles, 22 home runs, 83 RBI 64 walks and an .865 OPS.
- Appeared in a total of 19 games through his two big league stints (June 26-July 31, Sept. 23-Oct. 6), batting .191 (9x47) with two doubles, a home run, six RBI and 10 walks...batted .316 (6x19) with a double, home run, three RBI and four walks in a seven-game stretch following the All-Star Break.
- Was named the Pacific Coast League Player of the Month for May after batting .286 (32x112) with seven doubles, 10 homers, 37 RBI and a 1.001 OPS (.367 OBP/.634 SLG) during the month...his 37 RBI marked the most by a Triple A player in a single month since May of 2011, when Brett Lawrie and Mike Carp each had 37 RBI...hit three grand slams and five total home runs over a five-game span during the month.
- As part of his historic May with Triple A Fresno, also earned Pacific Coast League Player of the Week honors for the week of May 11-17...set a Fresno single-game club record with 10 RBI on May 13.

2014 SEASON

- Made his Major League debut after a supremely-accomplished minor league career, appearing in 95 games and starting in 86 of the Astros final 104 games of the season, all at first base.
- Batted .168 (52x310) with 13 doubles, 13 home runs, 44 RBI and 50 walks at the Major League level.
- His 13 home runs and 44 RBI marked the most by an Astros rookie first baseman since Jeff Bagwell in 1991 (14HR/80RBI)...his 50 walks marked the most by an Astros rookie since Lance Berkman (56) and Mitch Meluskey (55) in 2000.
- Ranked third among MLB rookies in walks (50) and tied for fourth in home runs (13)...his 13.8% walk rate ranked seventh in the AL (min. 350 PA).
- Led MLB in pitches per plate appearance (4.50, min. 350 PA)...was the highest mark by an Astros player (min. 350 PA) since 1988, the year the stat was first tracked.
- Made his Major League debut on June 3 vs. Los Angeles (AL) and went 1x3 with a homer, two RBI and a walk...collected his first big league hit with a solo home run off RHP Matt Shoemaker.
- Became the fourth player in Astros history to homer in his first career game, joining IF Mark Saccomanno (Sept. 8, 2008, vs. PIT), IF Dave Matranga (June 27, 2003, vs. TEX) and IF Ken Caminiti (July 16, 1987, vs. PHI)...joined Caminiti as the only players in Astros history to walk and homer in their MLB debuts.
- Hit his first career grand slam on June 8 at MIN... became the first Astro in franchise history to hit a grand slam within his first six career games... the previous record was held by OF Hunter Pence, who hit a grand slam in his seventh career game on May 5, 2007, at STL.
- With a solo homer on June 13 vs. TB, became the second player in Astros history to hit four homers over his first 11 games (also OF J.D. Martinez in 2012).
- Appeared in 54 games with Triple A Oklahoma City prior to being recalled on June 3 and spent the rest of his year in the big leagues...batted .267 (52x195) 14 home runs, 43 RBI, 42 walks and a .941 OPS...at the time of his promotion to the Majors, was ranked by Baseball Prospectus and MLB.com as the top first-base prospect in baseball.
- Earned Pacific Coast League Player of the Week honors for April 3-13, tallying four home runs and 15 RBI in a 10-game stretch.

MINOR LEAGUE CAREER

- Appeared in 90 minor league games in **2013**, splitting time with Triple A Oklahoma City (73g), Double A Corpus Christi (11g) and Class A Quad Cities (6g)...combined to hit .230 (70x304) with 42 runs, 17 doubles, 11 homers, 44 RBI and a .351 OBP...began the season with Quad Cities before moving on to Corpus Christi on June 5 and finally Oklahoma City on June 16...hit a home run in his first at-bat of the season, as well as each of his first three games of the year, with Single A Quad Cities...with 200 plate appearances, was the youngest player in the Triple A Pacific Coast League...posted a .402 on-base percentage over his last 32 games of the season at Triple A...drew 25 walks as opposed to 28 strikeouts during that span...in three playoff games with the club, hit .400 (4x10) with a homer and three RBI...played in the Puerto Rican Winter League following the season for the Cangrejeros de Santurce...was second in the Puerto Rican Winter league in homers (9) was second in slugging (.537) and walks (26) and fourth in extra-base hits (15) and total bases (66)...entered the year ranked by MLB.com as the top first base prospect in baseball and the No. 27 overall prospect in the game...*Baseball America* had him as the No. 2 prospect and 'Best Hitter for Average' in the Astros system...was ranked by ESPN.com as the No. 32 prospect in baseball...added to the Astros 40-man roster on Oct. 2...served a 50-game suspension to start the 2013 season for violating the Minor League Drug Prevention and Treatment Program.
- Spent the entire season **2012** at Double A Corpus Christi where he was the third-youngest player in the Texas League...was a *Baseball America* Minor League **ALL-STAR** and a Texas League Midseason and Postseason **ALL-STAR**...hit .284 (131x461) with 21 HR, 79 RBI and a .396 OBP in 131 games...ranked tied for first in the Texas League in runs (94), second in walks (88), and fourth in OPS (.893) and extra-base hits (52)...was named the Corpus Christi Hooks MVP and an MiLB.com Organization **ALL-STAR**...received Texas League Player of the Week honors for the weeks of May 21-29 and July 2-9...received Hooks Offensive Player of the Month honors in both May and July...ranked by *Baseball America* as the No. 5 prospect in the Texas League...represented the Astros in the SiriusXM All-Star Futures Game and started at first base...went 3x4 with a walk, an RBI and two runs scored in the game...played in the Arizona Fall League following the season and played in the AFL Rising Stars Game...was named the AFL Player of the Week for the week of Oct. 9-16...hit .226 (21x93) with four doubles, two triples, three homers, eight RBI and a .345 OBP in 25 total games in the AFL...entering the season was ranked by *Baseball America* as the No. 2 prospect and 'Best Hitter for Average' in the Astros system.
- Combined to play in a total of 128 games at the High A level within the Astros and Phillies organizations in **2011**, hitting .298 (134x449) with 23 doubles, 13 homers, 63 RBI and a .392 OBP...started the year with High A Clearwater before moving to High A Lancaster after getting traded to the Astros on July 29 as part of the package for OF Hunter Pence...received Florida State League Player of the Week honors for the week of June 27-July 3...was voted a *Baseball America* High Class A All-Star...rated by *Baseball America* as the 'Best Power Prospect' and No. 7 prospect overall in the Florida State League, and the No. 5 prospect in the California League...entering the year was rated by *Baseball America* as the No. 2 prospect and 'Best Power Hitter' with the 'Best Strike Zone Discipline' in the Philadelphia system.
- Spent the entire **2010** season with Class A Lakewood, batting .290 (109x376) with 25 doubles, 14 home runs, 77 RBI, 62 walks and an .872 OPS...ranked tied for third in South Atlantic League in on-base percentage (.393), fourth in slugging percentage (.479) and 10th in RBI...named the South Atlantic League's Most Outstanding Major League Prospect by MiLB.com...named the Phillies Minor League Player of the Week for the week of May 17-23...ranked by *Baseball America* as the Phillies No. 20 prospect entering the year...tabbed by *Baseball America* as the No. 1 prospect, 'Most Exciting Player', and 'Best Defensive First Baseman' in the South Atlantic League.
- Began his pro career in **2009** with the Gulf Coast League Phillies...batted .290 (29x100) with two home runs and 12 RBI in 31 games...hit .522 (12x23) over his first eight career games...reached base safely in 26 of his 31 total games...named by *Baseball America* as the No. 7 prospect in the Gulf Coast League after the season

PERSONAL

- Jon and his wife, Linzy, have a daughter named Maisyn and a son named Steele.

JONATHAN LEE SINGLETON

Year	Team	AVG	G	AB	R	H	2B	3B	HR	RBI	BB	SO	SB	CS	OBP	SLG	SF	SH	HB	E
2009	GCL Phillies (R)	.290	31	100	12	29	9	0	2	12	18	13	1	0	.395	.440	1	0	0	2
2010	Lakewood (A)	.290	104	376	64	109	25	2	14	77	62	74	9	7	.393	.479	6	0	6	4
2011	Clearwater (A)	.284	93	320	48	91	14	0	9	47	56	83	3	3	.387	.413	5	0	1	9
	Lancaster (A)	.333	35	129	20	43	9	1	4	16	14	40	0	0	.405	.512	2	0	3	5
2012	Corpus Christi (AA)	.284	131	461	94	131	27	4	21	79	88	131	7	2	.396	.497	5	0	1	13
2013	Quad Cities (A)	.286	6	21	6	6	2	0	3	5	4	5	0	0	.400	.810	0	0	0	0
	Corpus Christi (AA)	.263	11	38	5	10	2	1	2	8	9	16	0	0	.396	.526	1	0	0	1
	Oklahoma City (AAA)	.220	73	245	31	54	13	0	6	31	46	89	1	0	.340	.347	3	0	0	7
2014	Oklahoma City (AAA)	.267	54	195	37	52	10	1	14	43	42	52	1	1	.397	.544	1	0	1	6
	HOUSTON	.168	95	310	42	52	13	0	13	44	50	134	2	3	.285	.335	1	0	1	11
2015	Fresno (AAA)	.254	102	378	72	96	25	2	22	83	64	99	2	1	.359	.505	5	0	1	7
	HOUSTON	.191	19	47	6	9	2	0	1	6	10	17	1	0	.328	.298	1	0	0	1
2016	Fresno (AAA)	.202	124	410	62	83	17	0	20	66	83	124	0	0	.337	.390	5	0	3	6
2017	Corpus Christi (AA)	.284	131	461	94	131	27	4	21	79	88	131	7	2	.396	.497	5	0	1	9
2018																				
2019																				
2020																				
	--Did not appear at the professional level--																			
2021	Mexico (MEX)	.321	46	137	37	44	6	0	15	36	51	50	4	0	.503	.693	1	0	0	3
2022	Nashville (AAA)	.219	134	456	84	100	22	2	24	87	117	161	3	1	.375	.434	7	0	1	6
2023	Nashville (AAA)	.258	49	178	23	46	8	1	10	29	37	41	0	1	.384	.483	1	0	0	4
	Sugar Land (AAA)	.333	33	120	27	40	7	0	12	28	26	34	1	0	.446	.692	2	0	0	2
	MILWAUKEE	.103	11	29	3	3	1	0	0	2	3	11	0	0	.188	.138	0	0	0	1
	HOUSTON	.194	25	62	8	12	2	0	2	10	10	12	0	0	.301	.323	1	0	0	0
MINOR LEAGUE TOTALS		.254	1097	3812	640	969	210	14	181	673	773	1094	31	16	.378	.459	50	0	19	28
MEXICAN LEAGUE TOTALS		.321	46	137	37	44	6	0	15	36	51	50	4	0	.503	.693	1	0	0	3
MAJOR LEAGUE TOTALS		.170	150	448	59	76	18	0	16	62	73	174	3	3	.286	.317	3	0	1	13

SINGLETON IN THE POSTSEASON

CHAMPIONSHIP SERIES RECORD

Year	Team/Opp.	AVG	G	AB	R	H	2B	3B	HR	RBI	BB	SO	SB	CS	OBP	SLG	SF	SH	HB	E
2023	HOU/TEX	.000	2	1	0	0	0	0	0	0	1	1	0	0	.500	.000	0	0	0	0

SINGLETON CAREER TRANSACTIONS

- Selected by Philadelphia in the eighth round of the June 2009 draft.
- Acquired by Houston from Philadelphia along with RHP Jarrod Cosart, RHP Josh Zeid and a PTBNL (OF Domingo Santana) in exchange for OF Hunter Pence on July 29, 2011.
- Signed by Milwaukee as a minor league free agent on Feb. 10, 2023.
- Signed by Houston as a minor league free agent on June 24, 2023.

SINGLETON CAREER HIGHS

Hits: 3 (4x) -- last, Aug. 11, 2023 vs. Los Angeles (AL)
Home Runs: 2 -- Aug. 11, 2023 vs. Los Angeles (AL)
RBI: 5 -- Aug. 11, 2023 vs. Los Angeles (AL)
Stolen Bases: 1 (3x), last, July 3, 2015 at Boston
Longest Hitting Streak: 4, June 7-10, 2014
Career Grand Slams (1): June 8, 2014 at Minnesota (Glen Perkins)

SINGLETON CAREER FIELDING

YEAR	POSITION	PCT.	G	PO	A	E	TC	DP
2023	First Base	.993	19	124	14	1	139	13
TOTALS	First Base	.988	124	1007	72	13	1092	97



BENNETT SOUSA

62
LHP

HT 6'7" WT 220

Born: 4/6/95 in Palm Beach Gardens, FL
Opening Day Age: 28
Contract Status: Signed through 2024
Acquired: Claimed off waivers from Detroit on Sept. 3, 2023.
Resides: N. Palm Beach, FL
ML Service: 0.156

CAREER HIGHLIGHTS

- Lefty reliever has played in parts of two Major League seasons (2022-23), appearing with the White Sox in 2022 and with the Brewers and Astros in 2023...has gone 3-0 with a 7.06 ERA (23ER/29.1IP) through his 32 big league appearances.
- Was claimed off waivers by the Astros from the Tigers on Sept. 3 and had a strong Major League stint to close out the season, allowing just one hit and picking up eight strikeouts through five scoreless appearances (6.1 IP).
- Made his Major League debut with the White Sox on April 8, 2022 at Detroit, with a perfect inning of relief... picked up his first career strikeout vs. OF Austin Meadows...was scoreless in six of the first seven Major League appearances of his career.
- Has posted a 2.95 ERA (64ER/195.1IP), 1.14 WHIP and 11.6 strikeout-per-nine-innings average through 152 career minor league appearances, spanning parts of five seasons (2018-23)...has made stops in the White Sox, Reds, Brewers, Tigers and Astros organizations.

2023 SEASON

- Had a winding route through the 2023 season, beginning at the Triple A level with the Reds and ending at the Major League level with the Astros... also had stops at the big league and minor league levels with the Brewers and a brief stint in the Tigers organization.
- Recorded a combined 4.00 ERA (4ER/9IP) in seven Major League outings, appearing in two games with the Brewers and five with the Astros.
- Was claimed on waivers by the Astros from the Tigers on Sept. 3 and was recalled on Sept. 14...had a strong finish to the year with Houston, making five scoreless appearances (6.1 IP) while surrendering just one hit and striking out eight batters.
- Tossed two perfect innings of relief on Sept. 23 vs. Kansas City, matching his single-game career high for innings...set his single-game career high with three strikeouts through 1.2 scoreless innings on Sept. 23 vs. Baltimore.
- Had stints at the minor league level with the Reds, Brewers, Tigers and Astros, going 2-2 with a 4.43 ERA (10ER/20.1IP) and one save in 20 games...made 19 of his 20 minor league appearances at the Triple A level.

BROADCAST NOTES

- Graduated in 2014 from the Benjamin School in Palm Beach, Fla...was named a Second-Team All-American by Perfect Game in 2014...was also named to Perfect Game's Underclass All-America teams in 2012 and 13...went undrafted out of high school.
- Was a National Champion (2015) and worked mostly as a reliever in four seasons at Virginia, appearing in a total of 90 games (three starts)...was selected by the Washington Nationals in the 34th round of the 2017 MLB Draft but opted to return to Virginia for his senior season...led the Cavaliers with six saves as a senior in 2018...made appearances with the Orleans Firebirds in the Cape Code League (2015) and the Keene Swamp Bats (2015-16) of the New England Collegiate League during his college career.
- Selected by Chicago (AL) in the 10th round of the 2018 draft...signed by White Sox scout Abe Fernández.
- Was claimed off waivers by the Astros on Sept. 3, the last of five organizations he was a member of during the 2023 calendar year...began the year with the White Sox, was claimed off waivers by the Reds on Feb. 22, traded to the Brewers on April 9 and claimed off waivers by the Tigers on August 29 before joining Houston...ended the regular season on the Astros' active roster...has accrued 156 days of MLB service time across two seasons (2022-23)...is signed to a one-year contract through the 2024 season.
- Due to being recalled to the Astros active roster after Sept. 1, 2023, Bennett was not eligible for the team's postseason run...he was phenomenal in his September stint with the Astros, working 6.1 scoreless innings while not allowing a hit in five of his first six appearances...Astros GM Dana Brown said he "probably" would have made the club's playoff roster had he been eligible.
- Was on the IL from June 9-Aug. 7 due to left shoulder nerve irritation while with the Brewers.
- Began his calendar year with the White Sox and was claimed off waivers by the Reds on Feb. 22...spent Spring Training with the Reds and opened the regular season with Triple A Louisville...designated for assignment by the Reds on April 5 and acquired in a trade by the Brewers on April 9...was claimed off waivers by the Tigers on Aug. 29 and then claimed off waivers by the Astros on Sept. 3.

- Was not eligible for the **POSTSEASON** due to being recalled by the Astros on Sept. 3...was a member of the taxi squad, traveling and working out with the club throughout its run.

2022 SEASON

- Appeared on the White Sox **OPENING DAY** roster after being drafted and spending his first four seasons at the minor league level with the organization...went 3-0 with an 8.41 ERA (19ER/20.1IP) and one save in his debut season.
- Was scoreless in six of the first seven appearances of his Major League career (6 IP).
- Made his Major League debut on April 8 at Detroit with a perfect inning of relief...picked up his first career strikeout on April 9 vs. OF Austin Meadows.
- Picked up the first winning decision of his career on April 27 vs. Kansas City, tossing 0.2 of a scoreless inning.
- Logged his first career save on May 8 at Boston, with 0.1 of a scoreless inning.
- Tossed two scoreless and hitless innings on May 13 vs. New York (AL), setting his single-game career high for innings.
- Was optioned to Triple A Charlotte on June 14, where he spent the rest of his season...went 2-1 with a 3.95 ERA (12ER/27.1IP) and six saves in 28 appearances.
- Entered the season ranked as the White Sox No. 25 prospect, per MLB Pipeline.

MINOR LEAGUE CAREER

- Split his **2021** season between the Triple A and Double A levels in the White Sox system, combining to go 4-3 with a 3.61 ERA (19ER/47.1IP) and four saves...averaged 13.5 strikeouts-per-nine-innings across both levels...began the year with Double A Birmingham and was promoted to Triple A Charlotte on July 20, where he finished the season...was scoreless in each of his last five appearances of the season (4.2 IP) with Triple A Charlotte.
- Did not appear in a regular season game in **2020** due to the cancellation of the minor league season.
- Had stints with Single A Kannapolis, Single A Winston-Salem and Double A Birmingham in **2019**, going a combined 3-6 with a 2.49 ERA (18ER/65IP) and 74 strikeouts in 43 relief appearances...among White Sox minor leaguers, ranked fourth in ERA (min. 60 IP) and was tied for fourth in saves (8)...held left-handed hitters to a .205 average (16-78) across all three levels.
- Made his professional debut in **2018**, spending time at the Rookie League and Single A levels...went a combined 2-0 with a 1.27 ERA (5ER/35.1IP) and five saves in 20 appearances...held left-handed hitters to a combined .079 (3-38) average, also holding them without a home run.

JOHN BENNETT SOUSA

Year	Team	W	L	ERA	G	GS	CG	SHO	SV	IP	H	R	ER	HR	HB	BB	SO	WP	BK	AVG
2018	Great Falls (R)	1	0	0.00	9	0	0	0	4	13.0	4	0	0	0	0	0	18	1	0	.089
	Kannapolis (A)	1	0	2.01	11	0	0	0	1	22.1	20	7	5	0	2	7	24	0	0	.256
2019	Kannapolis (A)	2	3	2.51	21	0	0	0	3	32.1	38	14	9	3	0	7	39	3	1	.281
	Winston-Salem (A)	1	3	2.70	20	0	0	0	5	30.0	22	11	9	4	1	5	32	1	0	.210
2020	-Did not play; Cancellation of minor league season-																			
2021	Birmingham (AA)	0	1	3.28	20	0	0	0	3	24.2	14	11	9	4	2	15	38	5	0	.159
	Charlotte (AAA)	4	2	3.97	21	0	0	0	1	22.2	23	12	10	3	0	5	33	2	0	.258
2022	Charlotte (AAA)	2	1	3.95	28	0	0	0	6	27.1	22	14	12	4	2	12	35	2	0	.216
	CHICAGO (AL)	3	0	8.41	25	0	0	0	1	20.1	25	20	19	3	1	10	12	4	0	.301
2023	Brewers (R)#	0	0	0.00	1	0	0	0	0	1.0	1	0	0	0	0	1	1	0	0	.250
	Louisville (AAA)	0	0	27.00	1	0	0	0	0	0.1	1	1	1	0	0	1	1	0	0	.500
	Nashville (AAA)	2	2	4.76	16	0	0	0	1	17.0	15	10	9	2	1	7	23	2	0	.231
	Sugar Land (AAA)	0	0	0.00	2	0	0	0	0	2.0	0	0	0	0	0	0	4	0	0	.000
	MILWAUKEE	0	0	13.50	2	0	0	0	0	2.2	5	4	4	1	0	2	2	0	0	.417
	HOUSTON	0	0	0.00	5	0	0	0	0	6.1	1	0	0	0	0	0	8	0	0	.050
MINOR LEAGUE TOTALS		13	12	2.95	152	0	0	0	24	195.1	162	80	54	20	8	61	251	16	1	.223
MAJOR LEAGUE TOTALS		3	0	7.06	32	0	0	0	1	29.1	31	24	23	4	1	12	22	4	0	.270



SOUSA CAREER TRANSACTIONS

- Selected by Chicago (AL) in 10th round of the June 2018 MLB Draft.
- Claimed off waivers by Cincinnati on Feb. 22, 2023.
- Acquired by Milwaukee from Cincinnati in exchange for cash considerations on April 9, 2023.
- On Injured List, June 9-Aug. 7, 2023 (left shoulder nerve irritation)
- Claimed off waivers by Detroit on Aug. 29, 2023.
- Claimed off waivers by Houston on Feb. 13, 2023

SOUSA GAME HIGHS

Longest Winning Streak: 3 --April 27, 2022-current
Longest Losing Streak:none
Strikeouts: 3 -- Sept. 19, 2023 vs. Baltimore
Walks: 2 -- April 23, 2022 at Minnesota
Innings (starter):none
Innings (relief): 2.0 (2x) -- last, Sept. 23, 2023 vs. Kansas City
Low-Hit Game (CG):none



NON-ROSTER INVITEE

DREW STROTMAN

91
RHP

BT	HEIGHT	WEIGHT
R/R	6'3	195

Born: 9/3/96 in Sunnyvale, CA

Opening Day Age: 27

Contract Status: Signed through 2024

Acquired: Signed as a minor league free agent on Jan. 29, 2024.

Resides: Durham, N.C.

ML Service: 0.000

CAREER HIGHLIGHTS

- Right-hander signed a minor league deal with Houston this offseason and has pitched in parts of six minor league seasons (2017-19, 2021-23), going 24-20 with a 5.01 ERA (213ER/383IP) in 128 games (62 starts).
- Has a near-even split between appearances as a starter and reliever...was used strictly as a reliever in 2022 while with the Minnesota Twins and Texas Rangers organizations, but has made at least seven starts in five of his six seasons as a pro.
- Had a strong professional debut season in 2017 that garnered him New York-Penn League **ALL-STAR** honors and a New York-Penn League Player of the Week Award...went 2-3 with a 1.78 ERA (10ER/50.2IP) and 0.750 WHIP in 11 games (seven starts) with Short-Season Hudson Valley.

MINOR LEAGUE CAREER

- Spent the entire **2023** season with Triple A Sacramento in the San Francisco system, going 5-7 with a 6.47 ERA (70ER/97.1IP)...led the River Cats in innings pitched and was second on the team with 96 strikeouts...was signed to a minor league contract by San Francisco on Nov. 10, 2022 and went on to be signed to a minor league contract by the club on Nov. 19...was invited to Major League Spring Training by the Giants as a non-roster invitee, making two appearances.
- Made the majority of his **2022** outings with Triple A St. Paul (39g), while also appearing with Triple A Round Rock (3g)...went a combined 4-2 with a 6.32 ERA (37ER/52.2IP) and 63 strikeouts in 52 games...was the first season of his pro career he appeared only in relief...was designated for assignment by Minnesota on Sept. 17 and claimed on waivers by San Francisco on Sept. 19.
- Began the **2021** season with Triple A Durham and finished the year with Triple A St. Paul after being dealt from Tampa Bay to Minnesota on July 22...went a combined 10-5 with a 5.29 ERA (66ER/112.1IP) in 25 games (24 starts)...was his first full season at the Triple A level...the 112.1 innings still stand as his professional career high.
- Did not appear in a regular season game in **2020** do to the cancellation of the minor league season...was added to the Rays 40-man roster on Nov. 20.

BROADCAST NOTES

- Is a native of Northern California and was a two-way talent at Hempstead High School in Cupertino, Calif...went 6-3 with a 0.54 ERA and batted .358 as a senior...was selected to the All-Central Coast Section First Team his senior year...went undrafted out of high school, going on to attend nearby St. Mary's College (Moraga, Calif.).
- Grew up golfing and attending camps at Deep Cliff Golf Course in Cupertino, Calif., and now goes back to help work and monitor camps at the course.
- Played three seasons at St. Mary's College (2015-17)...earned All-West Coast Conference Honorable Mention honors as a junior, going 6-1-1 with a team-leading 75 strikeouts.
- Was selected by Tampa Bay in the fourth round of the 2017 Draft...was signed by Rays scout Allen Hull...at the time of his selection, was the highest-selected player out of St. Mary's College since IF Patrick Wisdom was selected by the St. Louis Cardinals in the supplemental first round of the 2012 Draft.
- Underwent Tommy John surgery on June 11, 2018, while in the Rays organization and returned to game action roughly a year later on July 11, 2019...was rated as the No. 19 prospect in the Rays organization by Baseball America prior to the surgery.
- After being drafted by the Rays, he also appeared at the minor league level within the Minnesota Twins (2021-22), Texas Rangers (2022) and San Francisco Giants organizations (2023)...was traded by the Rays to the Twins on July 22, 2022, along with RHP Joe Ryan, in exchange for DH Nelson Cruz and RHP Calvin Faucher.
- Began participating in yoga classes with teammates while at St. Mary's College...began to take it more seriously on his own time and now seeks out yoga clinics wherever he's currently based out of.
- Drew started a TV and movie review blog named "BingeWorthy" amid shutdowns in 2020 caused by the COVID-19 pandemic...he reviewed streamable content available on different platforms such as Netflix and Amazon Prime Video...his reviews can still be found at bingeworthy.blog...he says his favorite TV show of all time is "Friends."
- Was signed by the Astros as a minor league free agent on Jan. 29 and is a non-roster invitee for 2024 Major League Spring Training.

- Pitched in just nine games in 2019 while recovering from Tommy John surgery...went a combined 0-3 with a 4.50 ERA (12ER/24IP) in stints with High A Port Charlotte (5g) and the Gulf Coast League Rays (4g).
- Spent his entire 2018 season with Single A Bowling Green, going 3-0 with a 3.52 ERA (18ER/46IP) in nine starts...made his last start of the season on May 26 and went on to undergo Tommy John Surgery.
- Made his pro debut in 2017 and went 2-3 with a 1.78 ERA (10ER/50.2IP) in 11 games (seven starts) with Short-Season Hudson Valley...was named a New York-Penn League Mid-Season All-Star and was the New York-Penn League Player of the Week for the week of July 17-23.

ANDREW GREGORY STROTMAN

Year	Team	W	L	ERA	G	GS	CG	SHO	SV	IP	H	R	ER	HR	HB	BB	SO	WP	BK	AVG
2017	Hudson Valley (A)	2	3	1.78	11	7	0	0	0	50.2	29	13	10	0	1	9	42	3	0	.168
2018	Bowling Green (A)	3	0	3.52	9	9	0	0	0	46.0	40	21	18	0	3	18	43	1	0	.241
2019	Rays (R)#	0	1	3.38	4	4	0	0	0	8.0	9	5	3	0	1	3	11	1	0	.265
	Port Charlotte (A)	0	2	5.06	5	5	0	0	0	16.0	20	10	9	3	0	9	13	1	0	.317
2020	--Did not play; Cancellation of minor league season--																			
2021	Durham (AAA)	7	2	3.39	13	12	0	0	0	58.1	50	25	22	3	1	33	62	2	0	.235
	St. Paul (AAA)	3	3	7.33	12	12	0	0	0	54.0	54	44	44	9	2	30	42	5	0	.298
2022	St. Paul (AAA)	3	2	6.44	39	0	0	0	0	50.1	53	40	36	6	6	33	58	6	0	.266
	Round Rock (AAA)	1	0	3.86	3	0	0	0	0	2.1	3	1	1	0	0	3	5	0	0	.273
2023	Sacramento (AAA)	5	7	6.47	32	13	0	0	0	97.1	106	77	70	10	9	73	96	5	0	.276
MINOR LEAGUE TOTALS		13	12	2.95	152	0	0	0	24	195.1	162	80	54	20	8	61	251	16	1	.223

STROTMAN CAREER TRANSACTIONS

- Selected by Tampa Bay in fourth round of the June 2017 MLB Draft.
- Acquired by Minnesota from Tampa Bay, along with RHP Joe Ryan, in exchange for DH Nelson Cruz and RHP Calvin Faucher on July 22, 2021.
- Claimed off waivers by Texas on Sept. 19, 2022.
- Claimed off waivers by San Francisco on Nov. 10, 2022.
- Signed by San Francisco as a minor league free agent on Nov. 19, 2022.



NON-ROSTER INVITE

CJ STUBBS

80
C

HT 6'7" WT 213
R/R B/L

Born: 11/12/96 in San Diego, CA
Opening Day Age: 27
Contract Status: Signed through 2024
Acquired: Selected by Houston in the 10th round of the 2019 June draft.
Resides: San Diego, CA
ML Service: 0.000

CAREER HIGHLIGHTS

- Catcher enters his sixth season with the Astros organization (2019-24)...for his minor league career, he's batted .218 (243x1113) with 187 runs, 52 doubles, six triples, 56 home runs, 163 RBI and a .747 OPS in 325 games.
- Was ranked as the "Best Defensive Catcher" in the Astros minor league system ahead of the 2024 season by *Baseball America*.

MINOR LEAGUE CAREER:

- Spent all but one game of the **2023** season with Double A Corpus Christi, batting .203 (65x320) with 17 doubles, 14 home runs, 33 RBI and a career-high 15 stolen bases...appeared in one game with Triple A Sugar Land, going 3x4 with a double and a run scored on July 30 at Las Vegas, which was also his Triple A debut.
- In **2022**, he split the year with High A Asheville (42g) and Double A Corpus Christi (41g)...batted a combined .214 (58x271) with 51 runs, seven doubles, 21 homers, 52 RBI and an .822 OPS
- In his first full pro season, coming in **2021**, he appeared in games with High A Asheville (67g) and Double A Corpus Christi (24g)...recorded a .220 batting average (74x337) with 50 runs, 18 doubles, three triples, 12 home runs and 45 RBI.
- Did not appear in an official game in **2020** due to the cancellation of the minor league season.
- After being selected in the **2019** MLB Draft, he appeared in 55 games between Short-Season Tri City (39g) and Low A Quad Cities, batting .249 (46x185) with 25 runs, 10 doubles, one triple, nine home runs and a .799 OPS.

BROADCAST NOTES

- Was a two-year letterwinner at Torrey Pines High School (San Diego, Calif.), graduating in 2015...was All-Palomar League his junior and senior seasons and was the Palomar League Pitcher of the Year in 2015.
- Played collegiately at the University of Southern California for four seasons (2016-19)...batted .272 (56x206) with six homers, 35 RBI and an .809 OPS in his four years with USC...worked mostly as a pitcher in his freshman and sophomore seasons, going 4-6 with a 4.57 ERA (54ER/106.1IP) in 26 games (18 starts).
- Selected by Houston in the 10th round of the 2019 MLB Draft...signed by Astros scout Tim Costic.
- CJ is the younger brother of former Astros catcher Garrett Stubbs, who played in three seasons for Houston (2019-21)...the Astros traded Garrett to the Phillies in November of 2021...Garrett spent the entire 2022-23 seasons on the Phillies active roster.
- Made a spot start at catcher for Team Israel in the 2023 World Baseball Classic after his brother, Garrett, was sidelined with knee soreness...C.J. got the call that he would be spelling Garrett the day of Team Israel's pool-play game against Team Dominican Republic on March 14, 2023, at loanDepot Park in Miami...C.J. made the approximately 90-minute drive from the Astros Spring Training facility in West Palm Beach, Fla., to loanDepot Park and started that night, catching all 7.0 innings of the game...he was also available as a reserve for Team Israel's next game vs. Team Venezuela, featuring Astros star Jose Altuve.
- Received his second career Major League Spring Training invite in 2024...is signed to a one-year contract through the 2024 season.

CAMERON JOSEPH STUBBS

Year	Team	AVG	G	AB	R	H	2B	3B	HR	RBI	BB	SO	SB	CS	OBP	SLG	SF	SH	HE	E
2019	Tri City (A)	.213	39	127	18	27	5	1	5	17	19	35	5	3	.327	.386	1	0	3	8
	Quad Cities	.328	16	58	7	19	5	0	4	16	3	15	2	2	.371	.621	0	0	1	1
2020	--Did not play; Cancellation of minor league season--																			
2021	Asheville (A)	.229	67	253	40	58	15	3	12	35	23	104	6	4	.296	.455	2	0	2	9
	Corpus Christi (AA)	.190	24	84	10	16	3	0	0	10	10	27	2	2	.299	.226	0	0	3	2
2022	Asheville (A)	.217	42	138	29	30	5	0	10	27	24	68	6	1	.347	.471	1	0	4	5
	Corpus Christi (AA)	.211	41	133	22	28	2	2	11	25	17	60	8	1	.323	.504	2	0	6	4
MINOR LEAGUE TOTALS		.224	229	793	126	178	35	6	42	130	96	309	29	13	.321	.443	6	0	19	29

STUBBS CAREER TRANSACTIONS

- Selected by Houston in the 10th round of the 2019 First Year Player MLB draft.



NON-ROSTER INVITEE

WANDER SUERO

48
RHP

B/T	HEIGHT	WEIGHT
R/R	6'4	216

Born: 9/15/91 in Sabana Larga, DR

Opening Day Age: 32

Contract Status: Signed through 2024

Acquired: Signed as a minor league free agent on Dec. 7, 2023.

Resides: Sabana Larga, DR

ML Service: 3.153

CAREER HIGHLIGHTS

- Right-handed reliever has pitched in parts of five Major League seasons (2018-21, '23), appearing in a total of 190 games...joined the Astros on a minor league deal this offseason after serving as a centerpiece of the Nationals bullpen for four seasons (2018-21) and reaching the big league level once again with the Dodgers in 2023...has gone 13-13 with a 4.75 ERA (102ER/193.1IP) in his MLB career.
- Spent the 2023 season in the Dodgers organization and spent most of the year at Triple A, earning MiLB.com Organizational **ALL-STAR** honors.
- Was a fixture in the Nationals bullpen from 2018-21, appearing in at least 40 games each season, excluding the pandemic-shortened 2020 campaign...made the Nationals **OPENING DAY** roster in 2019 and 2021...recorded a 4.61 ERA (102ER/193.1IP) in 185 appearances through his four seasons in Washington.
- Led the Nationals and finished second among National League relievers with 78 appearances in 2019...also led Nationals relievers in holds (19) and strikeouts (81), as they went on to win their first World Series Championship in franchise history.
- Has made four career **POSTSEASON** appearances, including three in the World Series, with all coming in 2019 with the Nationals...did not allow a run or a hit in his three World Series outings (1.2 IP).
- Made his Major League debut on May 1, 2018 vs. Pittsburgh with 0.2 of a scoreless inning in relief...was scoreless through the first five appearances of his career (5.2 IP).
- Began his pro career in 2010 and has pitched in part of 12 minor league seasons, working in the Nationals (2018-21), Angels (2022) and Dodgers (2023) systems...in 301 appearances (29 starts) at the minor league level, he has gone 47-25 with a 3.49 ERA (222ER/572.2IP)...was a 2017 MiLB.com Organizational **ALL-STAR**, as well as a 2013 Gulf Coast League **ALL-STAR**.

2023 SEASON

- Was signed by the Dodgers to a minor league contract on Jan. 23 and worked the bulk of his season with Triple A Oklahoma City...earned MiLB.com Organizational **ALL-STAR** honors after going 6-3 with a 3.26 ERA (18ER/49.2IP), 17 saves and a 1.107 WHIP in 47 games.
- Led the Pacific Coast League and Dodgers minor leaguers, and was tied for fourth in Minor League Baseball, with his 17 saves...among PCL pitchers with at least 45 innings, he ranked second in WHIP and seventh in ERA.

BROADCAST NOTES

- Signed by Washington on Feb. 2, 2010, as a non-drafted free agent from Sabana Larga, D.R....was signed by Nationals scout Modesto Ulloa.
- Wander has utilized a cutter-changeup mix throughout his Major League career...prior to the 2020 season, the Nationals wanted Wander to emphasize throwing his cutter in the strike zone less when ahead in the count, hoping to reduce his hard-hit contact rate while pitching with two strikes...then-Nationals pitching coach Paul Menhart worked to tweak Wander's approach to emulate the two-strike cutter approach of then-teammate and future Hall-of-Famer, Max Scherzer.
- In 2023 with the Dodgers, he threw his cutter 59.1 percent of the time while throwing his changeup at a 37.1-percent clip...through his four seasons with the Nationals, he threw his cutter at an average of 76.1 percent of all his pitches, with his changeup 13.7 percent of the time, per Baseball Savant.
- Spent seven full seasons in the Nationals minor league system before reaching the Majors in 2018...appeared in 185 games with the Nationals over four seasons (2018-21)...were the most appearances by a Nationals pitcher between the 2018-21 seasons, with LHP Sean Doolittle (117 games) the next-closest...after a one-year stint in the minors and Mexican League, he returned to the Major League level in 2023 with the Dodgers...elected free agency following the 2023 season and signed a minor league contract with Houston on Dec. 7, 2023...is signed to a one-year minor league contract through the 2024 season.

ASTROS
FRONT OFFICE

ASTROS
COACHING STAFF

ASTROS
WANDER
SUERO

SCOUTING & PLAYER
DEVELOPMENT

2023 SEASON
IN REVIEW

2024
OPPONENTS

HISTORY &
RECORDS

SPRING
TRAINING

MEDIA
INFORMATION

MINUTE MAID
PARK

- Held left-handed hitters to a .106 batting average (7x66) and a .456 OPS with Oklahoma City.
- Made five appearances through three big league stints with the Dodgers (May 5-May 11, May 20-22, Sept. 10-26)...recorded a 7.88 ERA (7ER/81P) with nine strikeouts...four of his five outings were at least 1.1 innings.
- Was designated for assignment on May 22 and accepted an outright assignment after clearing waivers...was on the 15-Day Injured List from Sept. 11-26 with lower back tightness.

2022 SEASON

- Did not make an appearance in the Majors for the first time since 2018...began his regular season at Triple A Salt Lake in the Angels organization and ended it with the Sultanes de Monterrey of the Mexican League.
- Signed a minor league contract with the Angels on March 30...went 2-3 with a 6.08 ERA (16ER/23.2IP) in 20 appearances...was released by the Angels on July 7.
- Went on to sign with the Sultanes de Monterrey of the Mexican League on July 14...recorded a 2.84 ERA (2ER/6.2IP) in seven appearances with the Sultanes to close out his regular season
- Spent his offseason with Tigres de Licey of the Dominican Winter League and logged a 5.79 ERA (3ER/4.2IP) in five outings.

2021 SEASON

- Did not make an appearance in the Majors for the first time since 2018...began his regular season at Triple A Salt Lake in the Angels organization and ended it with the Sultanes de Monterrey of the Mexican League.
- Signed a minor league contract with the Angels on March 30...went 2-3 with a 6.08 ERA (16ER/23.2IP) in 20 appearances...was released by the Angels on July 7.
- Went on to sign with the Sultanes de Monterrey of the Mexican League on July 14...recorded a 2.84 ERA (2ER/6.2IP) in seven appearances with the Sultanes to close out his regular season
- Spent his offseason with Tigres de Licey of the Dominican Winter League and logged a 5.79 ERA (3ER/4.2IP) in five outings.

2020 SEASON

- Made the Nationals **OPENING DAY** roster for the second time in his career and went 2-3 with a 6.33 ERA in 45 games...his 45 Major League appearances were the second-most in a single season in his career, trailing only his 78 appearances in 2019...also ranked fourth on the Nationals in appearances.
- Had two separate stints at the Major League level, as well as a stint on the 10-Day Injured List from April 18-May 10 (strained left oblique).
- Logged a 1.42 ERA (1ER/6.1IP) through eight appearances prior to going on the IL.
- Was optioned on Aug. 3, recalled to the Nationals on Aug. 31 and optioned again on Sept. 18.
- Went 2-1 with a 6.39 ERA (9ER/12.2IP) in 12 games (one start) with Triple A Rochester, which also included appearances as part of an MLB Rehab Assignment.

2019 SEASON

- Had the top season of his Major League career, going 6-9 with a 4.54 ERA (36 ER/71.1IP), 19 holds, 81 strikeouts and one save in 78 games.
- Led Nationals relievers in holds, games and strikeouts...ranked second in the National League and fourth in the Majors in appearances.
- Was scoreless in 59 of his 78 appearances on the season...in games he recorded a win or no-decision, he had a 2.05 ERA (had a 35.44 ERA in his nine losses).
- Recorded a strikeout in 55 of his 78 outings, as well as two-or-more strikeouts in 19 of his 78 outings.
- Went 4-4 with nine holds, 3.19 ERA (11 ER/31.0 IP), 12 walks, 31 strikeouts and a .227 opp. AVG (25-for-110) through his last 34 games of the season.
- Held right-handed batters to a .207 AVG. (28-for-135).
- Worked a scoreless inning of relief on June 21 vs. Atlanta to pick up his first career save.
- Made an **OPENING DAY** roster for the first time in his career and spent his first full season at the Major League level.
- Appeared in four **POSTSEASON** games, including three World Series games, during the Nationals run to their first World Series title...did not allow a run or hit through his three World Series appearances (1.2 IP), striking out two batters.

2018 SEASON

- Opened the season with Triple A Syracuse but had four Major League stints with the Nationals, including his Major League debut.
- Went 4-1 with a 3.59 ERA (19ER/47.2IP) and 1.217 WHIP in 40 games through his four big league stints.
- Was initially recalled from Triple A Syracuse on April 30 and made his Major League debut with a scoreless inning of relief on May 1 vs. Pittsburgh... picked up his first career strikeout in his second outing on May 4 vs. Philadelphia against IF Jeseemuel Valentin.
- Was scoreless through his first five career appearances and posted a 2.38 ERA (3ER/11.1IP) through his first 11 outings...was also scoreless in 10 of his final 11 outings of the season.
- Allowed just five of his 31 inherited runners to score on the year, ranking second among NL relievers.
- Went 1-2 with a 3.71 ERA (7ER/17IP) in 14 games with Triple A Syracuse.

MINOR LEAGUE CAREER

- Was the Nationals Minor League Pitcher of the Year in **2017**, leading the organization's minor leaguers with 20 saves...split time with Triple A Syracuse (36g) and Double A Harrisburg (18g) and went a combined 3-2 with a 1.79 ERA (13ER/65.1IP), 1.071 WHIP and .209 batting average...his 1.70 ERA (8ER/42.1P) ranked ninth among International League pitchers with at least 40 innings...began his campaign with Double A Harrisburg and was promoted to Triple A Syracuse on June 2, where he finished out the season...record a 0.39 ERA through his final 19 appearances of the year, all coming with Triple A Syracuse...was added to the Nationals 40-man roster following the regular season.
- Spent the entire **2016** season with Double A Harrisburg, going 3-0 with a 2.60 ERA (15ER/55.1IP) and four saves in 39 games...was second on the team with his 39 appearances...played with the Tigres de Licey of the Dominican Winter League in the offseason and went 2-0 while not surrendering an earned run through 14.1 innings pitched.
- Appeared with Double A Harrisburg (17g) and Single A Potomac (16g) in **2015** and went a combined 7-4 with a 3.90 ERA (39ER/90IP) and two saves in 33 games (five starts).
- Went a combined 6-2 with a 3.62 ERA (40ER/99.1IP) 29 games (six starts) in **2014**, making appearances with Single A Potomac (12g) and Single A Hagerstown (17g)...went 4-1 with a 2.13 ERA (17ER/72IP) with Hagerstown prior to receiving promotion to Potomac...his 2.13 ERA ranked second among South Atlantic League pitchers (min. 70 IP).
- Had strong first domestic season, going 8-1 with a 1.65 ERA (9ER/49IP) in 13 games (three starts) with the Gulf Coast League Nationals in **2013**...was selected as a Gulf Coast League Post-Season **ALL-STAR**...led the Gulf Coast League in wins and his ERA ranked second among the league's pitchers with at least 40 innings.
- Spent his first three pro seasons (**2010-12**) with the Dominican Summer League Nationals...went a combined 9-7 with a 4.55 ERA (56ER/110.2IP) and 114 strikeouts in 40 games (14 starts) through the three seasons.

ASTROS
FRONT OFFICEASTROS
COACHING STAFF

SUERO, WANDER

SCOUTING & PLAYER
DEVELOPMENT2023 SEASON
IN REVIEW2024
OPPONENTSHISTORY &
RECORDSSPRING
TRAININGMEDIA
INFORMATIONMINUTE MAID
PARK

WANDER SUERO

Year	Team	W	L	ERA	G	GS	CG	SHO	SV	IP	H	R	ER	HR	HB	BB	SO	WP	BK	AVG
2010	Nationals (DSL)	2	3	4.72	15	4	0	0	0	34.1	35	22	18	2	1	23	39	7	0	.269
2011	Nationals (DSL)	3	2	5.49	16	2	0	0	1	39.1	35	27	24	4	4	26	41	14	0	.230
2012	Nationals (DSL)	4	2	3.41	9	8	0	0	0	37.0	29	19	14	3	4	12	34	8	2	.207
2013	Nationals (R)	8	1	1.65	13	3	0	0	0	49.0	27	10	9	2	2	13	46	7	1	.156
2014	Hagerstown (A)	4	1	2.13	17	6	0	0	3	72.0	59	22	17	3	7	11	62	4	1	.227
	Potomac (A)	2	1	7.57	12	0	0	0	0	27.1	33	23	23	4	6	10	21	12	2	.303
2015	Potomac (A)	6	2	2.41	16	5	0	0	2	56.0	49	21	15	1	4	18	39	3	1	.237
	Harrisburg (AA)	1	2	6.35	17	0	0	0	0	34.0	42	25	24	4	0	14	29	5	0	.307
2016	Harrisburg (AA)	3	0	2.44	39	0	0	0	4	55.1	53	16	15	3	6	21	48	3	0	.257
2017	Harrisburg (AA)	0	1	1.96	18	0	0	0	10	23.0	18	8	5	2	1	5	23	2	0	.205
	Syracuse (AAA)	3	1	1.70	36	0	0	0	10	42.1	33	10	8	1	2	14	42	1	0	.212
2018	Syracuse (AAA)	1	2	3.71	14	0	0	0	1	17.0	16	9	7	1	1	4	16	1	0	.242
	WASHINGTON	4	1	3.59	40	0	0	0	0	47.2	43	20	19	4	4	15	47	3	1	.240
2019	WASHINGTON	6	9	4.54	78	0	0	0	1	71.1	64	36	36	5	3	26	81	2	1	.242
2020	WASHINGTON	2	0	3.80	22	0	0	0	0	23.2	20	10	10	1	3	10	28	2	0	.227
2021	Rochester (AAA)	2	1	6.39	12	1	0	0	0	12.2	21	9	9	0	0	3	16	0	0	.255
	WASHINGTON	2	3	6.33	45	0	0	0	0	42.2	45	35	30	11	4	15	44	5	0	.266
2022	Salt Lake (AAA)	2	3	6.08	20	0	0	0	2	23.2	35	19	16	2	1	9	15	5	0	.350
	Monterrey (MEX)	1	1	2.84	7	0	0	0	0	6.1	3	3	2	0	0	4	8	0	0	.143
2023	Oklahoma City (AAA)	6	3	3.26	47	0	0	0	17	49.2	32	21	18	6	2	23	53	1	0	.178
	LOS ANGELES (NL)	1	0	7.88	5	0	0	0	0	8.0	6	7	7	2	0	5	9	0	0	.200
MINOR LEAGUE TOTALS		47	25	3.49	301	29	0	0	50	572.2	508	261	222	38	41	206	524	73	7	.236
MEXICAN LEAGUE TOTALS		1	1	2.84	7	0	0	0	0	6.1	3	3	2	0	0	4	8	0	0	.143
MAJOR LEAGUE TOTALS		15	13	4.75	190	0	0	0	1	193.1	178	108	102	23	14	71	209	12	2	.244

DIVISION SERIES RECORD

Year	Team/Opp.	W	L	ERA	G	GS	CG	SHO	SV	IP	H	R	ER	HR	HB	BB	SO	WP	BK	AVG
2019	WAS/LAD	0	0	27.00	1	0	0	0	0	0.1	2	1	1	1	0	0	0	0	0	.667

WORLD SERIES RECORD

Year	Team/Opp.	W	L	ERA	G	GS	CG	SHO	SV	IP	H	R	ER	HR	HB	BB	SO	WP	BK	AVG
2019	WAS/HOU	0	0	0.00	3	0	0	0	0	1.2	0	0	0	0	0	0	2	0	0	.000

SUERO CAREER TRANSACTIONS

- Signed by Washington as a non-drafted free agent on Feb. 2, 2010.
- Signed by Los Angeles (AL) as a minor league free agent on March 30, 2022.
- Released by Los Angeles (AL) on July 7, 2022.
- Signed by Los Angeles (NL) as a minor league free agent on Jan. 23, 2023.
- Signed by Houston as a minor league free agent on Dec. 7, 2023.

SUERO GAME HIGHS

Longest Winning Streak: 3 -- May 15-Sept. 11, 2018
Longest Losing Streak: April 14-May 23, 2019
Strikeouts: 4 -- Aug. 4, 2018 vs. Cincinnati
Walks: 3 (2x) -- last, May 5, 2023 at San Diego
Innings (starter): none
Innings (relief): 3.1 -- Aug. 4, 2018 vs. Cincinnati
Low-Hit Game (CG): none



NON-ROSTER INVITE

MISAEI TAMAREZ

73
RHP

HT	WEIGHT	OUTING
6'2"	162	217

Born: 1/16/00 in San Pedro de Macoris, DR
Opening Day Age: 24
Contract Status: Signed through 2024
Acquired: Signed by Houston as a non-drafted free agent on March 6, 2019.
Resides: San Pedro de Macoris, DR
ML Service: 0.000

CAREER HIGHLIGHTS

- Right-handed starter enters his sixth year with the Astros organization...has compiled a 14-24 record with a 4.21 ERA (158ER/337.2IP), 389 strikeouts, 1.347 WHIP, and a .213 opponent batting average in 87 career minor league games (57 starts).
- Ended the 2023 season ranked as a top-30 Astros prospect by MLB Pipeline (No. 30) and FanGraphs (No. 37).
- Since his pro debut in 2019, ranks second among Astros minor leaguers in strikeouts (389) and innings pitched (337.2).

MINOR LEAGUE CAREER:

- Completed his first full season at the Triple A level in **2023**, going 1-10 with a 5.08 ERA (57ER/101IP) and 100 strikeouts through 26 games (17 starts) with Triple A Sugar Land...led Sugar Land in starts, innings pitched (101.0) and strikeouts (100)...surpassed 100 innings for the second straight season.
- In **2022**, spent the majority season with Double A Corpus Christi (24g) but also made four appearances with Triple A Sugar Land...recorded a 4.30 ERA (58ER/121.1IP) with 142 strikeouts, a .191 opponent batting average, a 1.25 WHIP and a 4-7 record in 28 games including 23 starts...he led the Astros minor league system in strikeouts and starts.
- Made 19 appearances including 13 starts in **2021** between Low A Fayetteville (12g) and High A Asheville (7g)...for the season, he notched a 3.76 ERA (32ER/76.2IP) with 103 strikeouts, a .206 opponent batting average and just 38 walks.

BROADCAST NOTES

- Signed by Houston as an international free agent out of the Dominican Republic on March 6, 2019...signed by Astros scout Roman Ocumarez.
- Misael signed with Houston at 19 years old, which is considered an advanced age to sign among international free agents...he joins a group of Astros pitchers including Framber Valdez (21 years old), Cristian Javier (18 years old), Ronel Blanco (22 years old) and Luis Garcia (20 years old), who also joined with the Astros organization past their first window of eligibility to sign as an international free agent.
- Appeared with Tigres del Licey of the Dominican Winter League during the 2023-24 offseason...went 1-0 with a 5.40 ERA (5ER/8.1IP) in eight relief appearances.
- Received his second career invitation to Major League Spring Training camp in 2024...is signed to a minor league contract for the 2024 season.

- Did not appear in a game in **2020** due to the pandemic-shortened season.
- In his first professional season in **2019**, he split time between the DSL Astros (7g) and FCL Astros (7g) recording a 2.56 ERA (11ER/38.2IP) with 44 strikeouts and a .234 opponent batting average.

MISAEI TAMAREZ

Year	Team	W	L	ERA	G	GS	CGSHO	SV	IP	H	R	ER	HR	HB	BB	SO	WP	BK	AVG
2019	DSL Astros (R)	2	2	2.70	7	4	0	0	23.1	20	10	7	0	3	13	26	4	1	.230
	FCL Astros (R)	1	2	2.35	7	0	0	0	15.1	14	8	4	1	2	11	18	3	0	.241
2020	--Did not play; Cancellation of minor league season--																		
2021	Fayetteville (A)	4	2	3.98	12	6	0	0	43.0	28	21	19	3	4	28	64	7	1	.181
	Asheville (A)	2	1	3.48	7	7	0	0	33.2	20	15	13	4	0	10	39	2	0	.238
2022	Corpus Christi (AA)	3	6	4.62	24	19	0	0	103.1	76	55	53	18	3	55	122	4	0	.204
	Sugar Land (AAA)	1	1	2.50	4	4	0	0	18.0	6	5	5	2	0	15	20	1	1	.105
2023	Sugar Land (AAA)	1	10	5.08	26	17	0	0	101.0	89	63	57	18	1	60	100	5	0	.235
MINOR LEAGUE TOTALS		14	24	4.21	87	57	0	0	337.2	263	177	158	46	13	192	389	26	3	.213

TAMAREZ CAREER TRANSACTIONS

- Signed by Houston as a non-drafted free agent on March 6, 2019.



KYLE TUCKER

30
OF

HT	WEIGHT
6'4"	212

Born: 1/17/97 in Tampa, FL

Opening Day Age: 27

Contract Status: Signed through 2024

Acquired: Selected in the first round (fifth overall) of the June 2015 draft.

Resides: Tampa, FL

ML Service: 4.079

CAREER HIGHLIGHTS

- The two-time **ALL-STAR**, 2023 Silver Slugger Award winner and 2022 Gold Glove Award-winning right fielder enters his sixth Major League season with the Astros...has batted .272 (163x574) with 309 runs, 122 doubles, 16 triples, 102 home runs, 368 RBI, 83 stolen bases and an .852 OPS (.345 OBP/.507 SLG) in 555 career games.
- Has been one of the top power-speed threats in the Majors Leagues over the last three seasons, collecting 89 home runs and 69 stolen bases during that stretch...the only other AL player with those totals since 2021 is Guardians IF José Ramírez (89 HR, 75 SB).
- Finished fifth in AL MVP voting, won his first career Silver Slugger Award, led the AL in RBI and was selected to his second career **ALL-STAR** Game in 2023, batting .284 (163x574) with 97 runs, 37 doubles, five triples, 29 home runs, 112 RBI, 30 stolen bases and an .886 OPS (.369 OBP/.517 SLG)...became the third player in Astros history to lead their league in RBI, joining Lance Berkman (128 RBI in 2002) and Jeff Bagwell (116 RBI in 1994)...was one of three AL players with at least 29 home runs and 29 stolen bases.
- Has played in 62 career **POSTSEASON** games, combining to hit .237 (50x211) with eight doubles, eight home runs and 28 RBI...had a two-homer game in Game 1 of the 2022 World Series, the first-ever multi-homer game by an Astro in the World Series...accrued 15 RBI in the Astros 2021 postseason run, which ranks as the second-highest total in club history in a single postseason, trailing only Carlos Correa's 17 RBI in the Astros 2020 run.
- Had a banner 2022 season, being named to his first career **ALL-STAR** Game and taking home the AL Gold Glove for his work in right field...recorded an .808 OPS to go with 30 homers, 107 RBI and 25 stolen bases...was the only MLB player with 30+ homers and 25+ steals in 2022...those two totals have only been reached by one other player in the same season in Astros history: 1B Jeff Bagwell (2x, 1997, 1999).
- Had a strong 2021 season in which he ranked third in the AL in SLG (.557), third in OPS (.917) and tied for fifth in doubles (37)...along the way, earned AL Player of the Month for September-October...also named a finalist for the Gold Glove in right field.

BROADCAST NOTES

- Graduated from H.B. Plant High School in Tampa, Fla. in 2015...batted .484 with a .581 OBP and 10 home runs as a senior, receiving the 2015 Florida Gatorade Player of the Year...the award has also been won by Derek Jeter, Chipper Jones, David Price, Roy Halladay and Lance McCullers Jr...also in 2015, won the All-USA High School Baseball Player of the Year Award and the Baseball America High School Player of the Year Award...hit 31 home runs in his high school career, breaking his older brother Preston's Plant HS record of 29...Plant HS has a history of success, which includes graduating HOFer Wade Boggs and the Mets 1B Pete Alonso, who graduated two years before Tucker.
- Kyle had not used batting gloves for the better part of his first five Major League seasons and incorporated a pre-pitch routine that included grabbing dirt and rubbing it between his hands...Kyle ditched the throwback style midway through the 2023 campaign as his pre-pitch routine became difficult to execute in compliance with the new pitch-clock timer.
- Kyle's older brother, Preston, is a former Astros outfielder, having played for the club from 2015-16...Preston appeared with Atlanta and Cincinnati in 2018 and also had a three-year stint (2019-2021) with the Kia Tigers of the KBO.
- Kyle was selected by the Astros with the fifth overall pick in the 2015 draft, three picks after the Astros selected 3B Alex Bregman...was committed to the University of Florida, but chose to sign with the Astros and scout John Martin.
- **IN THE COMMUNITY:** Runs the Kyle Tucker Foundation, which Kyle dedicated to Hospice Care after the passing of his grandfather, Dwayne, in October of 2021...Dwayne was Kyle's biggest fan, and as Kyle put it, he would watch every inning of every game that Kyle played in, sometimes staying up until 3 a.m. ET when the Astros played late games on the West Coast...Dwayne had to spend the final few months of his life in hospice care, which left a huge impression on the entire Tucker family...hospice is a type of healthcare that focuses on pain and symptom management at the end of one's life, also providing emotional and spiritual support to patients and their families.
- Added to Houston's 40-man roster on July 7, 2018...played parts of the 2018-19 seasons in Houston before solidifying himself as an everyday player in 2020...is under club control through at least the 2025 season.

- Had a breakout 2020 campaign, leading the Majors in triples (6), while leading the club in hits (56), RBI (42), steals (8), total bases (107) and extra-base hits (27)...also named a finalist among left fielders for the AL Gold Glove Award...tied for the AL lead in DRS by left fielders (3)...batted .306 (15x49) with a home run and six RBI in the postseason.
- Entering the 2019 season, was ranked by MLB.com as the No. 5 prospect in baseball...went on to have a huge minor league season, becoming the fifth player in the history of the Triple A Pacific Coast League to have a 30-homer, 30-stolen base season, as he notched 34 homers and 30 steals in 125 games with Triple A Round Rock.
- Is a two-time Astros Minor League Player of the Year Award winner (2017, 2018)...in 2018, was named the *Baseball America* Triple A Player of the Year, leading all Triple A hitters in OPS (.989) while posting a 20-homer, 20-stolen base season (24 HR, 20 SB)...in 2017, was one of 10 minor leaguers to reach at least 20 homers and 20 steals (25 HR, 21 SB).
- Started in right field at the 2017 SiriusXM All-Star Futures Game, going 1x3 with an RBI...also named to the 2017 Arizona Fall League Rising Stars Game.
- Has been named an MiLB.com Organizational All-Star three times (2016-18)...was a 2019 Pacific Coast League Midseason and Postseason All-Star, a 2018 Pacific Coast League Midseason All-Star and a 2016 Midwest League Midseason All-Star...received *Baseball America* Triple A All-Star honors in 2018.

2023 SEASON:

- Set career highs in games played (157), runs (97), doubles (37), RBI (112) and stolen bases (30) while batting .284 (163x574) with 29 home runs and an .886 OPS (.369 OBP/.517 SLG).
- Finished fifth in AL MVP voting, won his first career Silver Slugger Award, was a finalist for the AL Gold Glove Award at right field and was selected to the All-MLB Second team...earned All-MLB Second Team honors for the third consecutive season.
- Was selected as an **ALL-STAR** for the second straight season...went 0x1 with a walk and appeared in four innings at right field in the contest.
- Led the AL with 112 RBI, and surpassed 100 RBI for the second straight season...joined OF Lance Berkman (128 RBI in '02) and 1B Jeff Bagwell (116 RBI in '94) as the only Astros to lead their league in RBI.
- Among AL players, ranked fourth in OPS (.886), sixth in OBP (.369), sixth in batting average, and tied for seventh in steals (30) and in walks (80).
- Was one of three players in the AL with at least 29 home runs and 29 stolen bases (also, Kansas City IF Bobby Witt Jr. and Seattle OF Julio Rodriguez)...was his second consecutive 25 HR/25 SB season and the seventh 25 HR/25 SB season in Astros history...prior to Tucker, 1B Jeff Bagwell was the last to accomplish a 25-25 season, doing so in 1999 (42 HR, 30 SB).
- Hit .315 (93x295) with 18 doubles, 19 homers, 64 RBI and a .980 OPS in 79 games on the road...led AL players with 61 RBI on the road and also ranked second in road OPS, fourth in road batting average and seventh in road home runs.
- In road games in 2023, Tucker had a three-homer game (July 21 at OAK), had a 20-game hitting streak (22 games, June 11-Aug. 4) and hit a grand slam with his team down by three in the ninth inning (Aug. 8 at BAL)...per STATS, only one other player in MLB history has accomplished all three of those feats on the road in their entire career: Babe Ruth.
- Hit .300 (63x210) with 12 homers, a .367 OBP and a .934 OPS vs. LHP on the year...his 47 RBI against lefties were the most in the Majors, with IF Freddie Freeman the next-closest (39)...among AL left-handed hitters, he was first in homers and second in batting average vs. LHP.
- Delivered a two-run walk-off single on May 17 vs. Chicago (NL)...was his third career walk-off hit, along with a walk-off single vs. DET on 5/5/22 and a walk-off solo home run on 8/16/20 vs. SEA.
- Matched his career high with four hits on July 3 at TEX, going 4x4 with a double, home run, four RBI and three runs, including his 4th career grand slam...followed that by going 4x5 with a double, home run and two RBI on July 16 at LAA.
- Notched the first three-homer game of his career on July 21 at OAK (3x4, 3 R, 3 HR, 4 RBI).
- Connected for a go-ahead grand slam on Aug. 8 at Baltimore, coming in the ninth inning off All-Star closer RHP Félix Bautista in a 7-6 win for the Astros.
- Became the first player in Astros history to hit two triples in the same inning on Sept. 10 vs. San Diego...was the second player in MLB history since 1962 to hit two triples in a single inning, with Colorado OF Cory Sullivan also doing so on April 9, 2006, at San Diego.
- Recorded his 100th career home run on Sept. 12 vs. Oakland, becoming the 20th player in Astros history to reach the 100-homer milestone...was the second Astro to reach the milestone in 2023, joining OF Yordan Alvarez (April 3 vs. Detroit).
- Made his fourth career appearance on an **OPENING DAY** roster this season (2000-23).
- Was a member of Team USA during the World Baseball Classic...hit .333 (5x15) with a double, triple, home run and four RBI in in four games.
- Batted .150 (6x40) with 3 doubles and an RBI in 11 **POSTSEASON** games...went 1x2 with 3 walks and 2 runs scored in Game 3 of the ALCS at TEX, reaching base four times in a single game for the first time in his postseason career...matched the Astros single-game postseason record with three walks in Game 3 at TEX.

2022 SEASON:

- Finished the season batting .257 (140x544) with 71 runs, 28 doubles, 30 home runs, 107 RBI, 25 stolen bases and an .808 OPS (.330 OBP / .478 SLG) in 150 games.
- Was selected to his first career **ALL-STAR** Game via the player vote.
- Was named the AL Gold Glove Award winner in RF...became just the third Astros outfielder to win a Gold Glove, joining CF Michael Bourn (2009-10) and CF César Cedeño (1972-76).
- In the AL, ranked third in RBI, third in stolen base percentage (86.2%), tied for fifth in stolen bases and 11th in HR.
- Recorded 30 home runs in back-to-back seasons, becoming the first Astros outfielder to do so since Lance Berkman from 2001-02.
- Was the only MLB player with 30+ homers and 25+ steals in 2022...those two totals have only been reached by one other player in the same season in Astros history: 1B Jeff Bagwell (2x, 1997, 1999).
- Became the 18th player in club history to reach 100+ RBI in a single year...is also the club's first full-time OF to post a 100-RBI season since LF Carlos Lee did so in each year from 2007-09.
- Made his third career appearance on the **OPENING DAY** roster.
- On May 17 at BOS, went 2x5 with six RBI and hit a pair of homers, including a grand slam...marked his second career multi-homer game and was his second career grand slam.
- Recorded a career-high 17-game hitting streak from Aug. 3-26, batting .371 (26x70) with 17 RBI during the streak...also had a 15-game hitting streak earlier this season (May 28-June 17)...is just the third player in club history to record two hitting streaks of 15+ games in the same season, joining OF Hunter Pence (2011) and SS Miguel Tejada (2009).
- In the **POSTSEASON**, he batted .204 (10x49) with four runs, three home runs, six RBI, seven walks with a .706 OPS (.298 OBP/.408 SLG).
- In Game 1 of the WS, became the first player in Houston history with multiple homers in a World Series game...also became the fourth player in MLB history to homer in their first two plate appearances of a World Series and the first since IF Pablo Sandoval in 2012.

2021 SEASON:

- Had a solid second full season in the Majors, hitting .294 (149x506) with 30 home runs, 92 RBI, 37 doubles, three triples, 83 runs and a .917 OPS (.557 SLG/.359 OBP) in 140 games.
- Became the third Astros player in club history to record a 30-homer season before turning 25 years old, joining Alex Bregman and Yordan Alvarez.
- In the AL, ranked third in SLG (.557), third in OPS (.917), tied for fifth in doubles (37) and ninth in batting average.
- Made his second career **OPENING DAY** roster (2020-21), making his first career Opening Day start on April 1 at OAK (0x3, RBI).
- After May 1, led the AL in the following categories; batting average at .320 (132x412), SLG. (.600), OBP (.387) and OPS (.986).
- Was named the American League Player of the Month for September-October...batted .346 (36x104) with eight home runs, 19 RBI and a 1.130 OPS (.692 SLG/.438 OBP) in the month.
- Batted .329 (129x392) with 33 doubles, 25 homers, 76 RBI and a 1.013 OPS in his final 107 games (after May 9)...prior to that date, hit .188 (22x117) with a .651 OPS in his first 34 games of the season.
- Was named a finalist for the Gold Glove at right field, which was awarded to Joey Gallo.
- In the **POSTSEASON**, he batted .279 (17x61) with four doubles, four home runs, 15 RBI and an .874 OPS...led all players in the postseason with 15 RBI...his RBI total ranked second in club history for a single postseason, trailing only SS Carlos Correa, who posted 17 RBI in 13 postseason games in 2020.
- Became the second player in MLB history to post eight extra-base hits, five steals and 15 RBI in a single postseason, joining OF Melvin Upton Jr. (2008 Rays).
- In Games 2 and 3 of the ALDS, became the first player in franchise history to record three-or-more RBI in back-to-back postseason games.

2020 SEASON:

- Made his first career **OPENING DAY** roster and had a breakout 2020 campaign...led the Majors in triples (6) and was tied for sixth in the AL in RBI (42).
- Led the Astros in hits (56), triples, RBI, stolen bases, total bases (107) and extra-base hits.
- Was named a finalist among left fielders for the AL Gold Glove Award...tied for the AL lead in Defensive Runs Saved by left fielders with three.
- Hit .309 (42x136) with seven doubles, five triples, eight home runs, 33 RBI and a .981 OPS (.371 OBP / .610 SLG) in his last 39 games.
- Hit his first career walkoff homer off RHP Erik Swanson on Aug. 16 vs. SEA...at 23 years old and 212 days, became the 3rd-youngest Astros player to hit a walk-off home run in club history, behind only Eric Anthony (22 years old, 194 days) and Mark Bailey (22 years old, 256 days).
- Tripled in consecutive games on Aug. 19-20 at COL, totalling three triples in those contests...was the first Astros player to notch three triples in a two-game span since Omar Moreno from July 14-15, 1983.

- Went 4x5 with two triples, one homer and four RBI on Aug. 19 at COL, tying his career high in hits and RBI...became the first player in Astros history to post two triples and a homer in the same game...at 23 years, 215 days old, became the youngest MLB player with two triples and a homer in a single game since Andruw Jones on June 2, 1998 at MIL.
- Also became one of 24 players in MLB history to post at least two triples, one HR and four RBI in a single game...only two players did so at a younger age: Hall of Famer Bill Dickey (23.089) on Sept. 3, 1930 and Specs Toporcer (23.095) on May 15, 1922.
- Recorded his sixth triple on Aug 29. vs. OAK in the Astros 33rd game of the season, the fastest player in club history to reach that mark.
- Hit .306 (15x49) with a HR and six RBI in the **POSTSEASON**...hit safely in his first eight postseason games...hit his only homer of the postseason in Game 5 of the ALCS vs. Tampa Bay (LHP Shane McLanahan).

2019 SEASON:

- Had a strong 22-game stint in the Majors as a September call-up after spending the majority of the season at Triple A Round Rock...made 12 starts: seven in left field and five in right.
- Began the season at Triple A Round Rock...was recalled to Houston on Sept. 2 and was with the club through the remainder of the season.
- Hit his first-career homer and hit a game-tying RBI single with two outs in the 12th inning on Sept. 5 vs. SEA.
- Went 4x4 with an RBI and two steals on Sept. 14 at KC, setting a career-high for hits in a game.
- Batted .167 (2x12) with three walks in nine **POSTSEASON** games, used mostly as a pinch-hitter.
- Made his first career postseason start in Game 2 of the ALDS in right field, where he drew a walk.
- In Game 1 of the World Series, became the seventh-youngest player in MLB history to record a hit as a pinch-hitter in a World Series game (22 years, 278 days).
- In 125 games at Triple A Round Rock, hit .266 with 26 doubles, three triples, 34 homers, 97 RBI, 30 stolen bases and a .909 OPS (.354 OBP/.555 SLG)...became the fifth player in Pacific Coast League history to put together a 30-homer, 30-stolen base season, joining Joc Pederson (2014), Frank Demaree (1934), Lefty O'Doul (1927) and Tony Lazzeri (1925)...was named to the Triple A Pacific Coast League Midseason and Postseason **ALL-STAR** teams.
- Received PCL Player of the Month honors and Astros Player of the Month honors for May...on the season, led the PCL in stolen bases and ranked fifth in homers, tied for seventh in extra-base hits (63) and eighth in RBI.

2018 SEASON:

- Was named the Astros Minor League Player of the Year for the second consecutive season...also named the *Baseball America* Triple A Player of the Year and a *Baseball America* First Team Minor League **ALL-STAR**...earned Pacific Coast League Midseason **ALL-STAR** honors.
- Had a great Spring Training, hitting .409 (18x44) with five homers and 21 RBI as a non-roster invitee...began the season at Triple A Fresno.
- Was selected to the Major League roster on July 7 vs. CWS and made his MLB debut that night with a start in left field (1x4)...was the youngest active player in the American League when he made his debut (21.171)...became the fifth-youngest player in club history to record a hit and an RBI in his MLB debut, behind Carlos Correa (20 in 2015), Tom Wiedenbauer (20 in 1979), John Paciorek (18 in 1963) and Rusty Staub (19 in 1963).
- Went 2x4 with a double, three runs, a HBP and a steal on July 10 vs. OAK...became the fourth-youngest player in franchise history to have a game with at least three runs, multiple hits and a steal, behind Carlos Correa (2015), Jose Altuve (2011) and Cesar Cedeño (1972).
- Led all Triple A hitters in OPS and ranked third in batting average despite being the second-youngest player at the Triple A level...received two PCL Player of the Week awards (June 18-24; Aug. 20-26)...was named the PCL August Player of the Month and the Astros August Minor League Player of the Month...homered in three consecutive games from Aug. 6-9, and then homered in four consecutive games from Aug. 22-25, tallying six total home runs in that four-game span...also was named the Astros June Minor League Player of the Month.

MINOR LEAGUES:

- Named the Astros Minor League Player of the Year in **2017** after hitting .274 (127x464) with 33 doubles, 25 homers, 90 RBI, 21 steals and an .874 OPS (.346 OBP/.528 SLG) in 120 games between the Double A and Class A levels...was one of 10 players in all of minor league baseball to reach 20 homers and 20 steals on the season...at 20 years old, was the fifth-youngest position player in the Carolina League, and the second-youngest position player in the Texas League...began the season at Buies Creek and was named the Astros April Minor League Player of the Month...was promoted to Double A on May 30...represented the Astros at the SiriusXM All-Star Futures Game, starting in right field and going 1x3 with an RBI...was named a MiLB.com Organization **ALL-STAR**...played for Mesa in the Arizona Fall League and was named an AFL Rising Star.
- Received Midwest League Midseason **ALL-STAR** honors in **2016**, his first full minor league season... hit .285 (123x432) with 25 doubles, seven triples, nine homers, 69 RBI, 32 steals and a .360 on-base percentage in 117 games split between Class A Advanced Lancaster (16g) and Class A Quad Cities (101g)...was an MiLB.com Organization **ALL-STAR**... began the year at Quad Cities and named the River Bandits May Player of the Month...received Midwest League Player of the Week honors for the week of Aug. 1-7.
- Made his pro debut in **2015**, hitting .246 (57x232) in 63 games with the GCL Astros (33g) and Greenville Astros (30g).

KYLE DANIEL TUCKER

Year	Team	AVG	G	AB	R	H	2B	3B	HR	RBI	BB	SO	SB	CS	OBP	SLG	SF	SH	HB	E
2015	GCL Astros (R)	.208	33	120	19	25	3	2	2	13	9	14	4	2	.267	.317	1	2	1	0
	Greenville (A)	.286	30	112	11	32	9	0	1	20	7	15	14	2	.322	.393	2	0	0	1
2016	Quad Cities (A)	.276	101	373	43	103	19	5	6	56	40	75	31	9	.348	.402	9	0	6	3
	Lancaster (A)	.339	16	59	13	20	6	2	3	13	10	6	1	3	.435	.661	0	0	0	0
2017	Buies Creek (A)	.288	48	177	31	51	12	4	9	43	24	45	13	5	.379	.554	2	0	3	2
	Corpus Christi (AA)	.265	72	287	39	76	21	1	16	47	22	64	8	4	.325	.512	3	0	5	1
2018	Fresno (AAA)	.332	100	407	86	135	27	3	24	93	48	84	20	4	.400	.590	6	1	2	1
	HOUSTON	.141	28	64	10	9	2	1	0	4	6	13	1	1	.236	.203	0	0	2	2
2019	Round Rock (AAA)	.266	125	463	92	123	26	3	34	97	60	116	30	5	.354	.555	5	0	6	1
	HOUSTON	.269	22	67	15	18	6	0	4	11	4	20	5	0	.319	.537	0	0	1	1
2020	HOUSTON	.268	58	209	33	56	12	6	9	42	18	46	8	1	.325	.512	1	0	0	1
2021	HOUSTON	.294	140	506	83	149	37	3	30	92	53	90	14	2	.359	.557	5	0	1	3
2022	HOUSTON	.257	150	544	71	140	28	1	30	107	59	95	25	4	.330	.478	2	0	1	3
2023	HOUSTON	.284	157	574	97	163	37	5	29	112	80	92	30	5	.369	.517	10	0	3	3
MINOR LEAGUE TOTALS		.283	525	1998	334	565	123	20	95	382	220	419	121	34	.356	.507	3	2	1	9
MAJOR LEAGUE TOTALS		.272	555	1964	309	535	122	16	102	368	220	356	83	13	.345	.507	18	0	8	13

WILD CARD SERIES RECORD

Year	Team/Opponent	AVG	G	AB	R	H	2B	3B	HR	RBI	BB	SO	SB	CS	OBP	SLG	SF	SH	HB	E
2020	HOU/MIN	.375	2	8	0	3	0	0	0	2	0	1	0	0	.375	.375	0	0	0	0

DIVISION SERIES RECORD

Year	Team/Opponent	AVG	G	AB	R	H	2B	3B	HR	RBI	BB	SO	SB	CS	OBP	SLG	SF	SH	HB	E
2019	HOU/TB	.000	2	4	0	0	0	0	0	0	1	2	0	0	.000	.000	0	0	0	0
2020	HOU/OAK	.412	4	17	3	7	0	0	0	2	0	0	0	0	.412	.412	0	0	0	0
2021	HOU/CWS	.294	4	17	5	5	1	0	2	7	0	2	2	0	.294	.706	0	0	0	0
2022	HOU/SEA	.267	3	15	1	4	0	0	1	1	1	7	1	0	.313	.467	0	0	0	0
2023	HOU/MIN	.143	4	14	2	2	1	0	0	1	3	6	0	0	.294	.214	0	0	0	0
TOTALS		.302	13	53	9	16	1	0	3	10	2	11	3	0	.327	.491	0	0	0	0

CHAMPIONSHIP SERIES RECORD

Year	Team/Opponent	AVG	G	AB	R	H	2B	3B	HR	RBI	BB	SO	SB	CS	OBP	SLG	SF	SH	HB	E
2019	HOU/NYY	.250	2	4	0	1	0	0	0	0	0	2	0	0	.250	.250	0	0	0	0
2020	HOU/TB	.208	7	24	1	5	0	0	1	2	2	7	0	0	.259	.333	1	0	0	0
2021	HOU/BOS	.261	6	23	4	6	1	0	2	8	2	7	1	0	.320	.565	0	0	0	0
2022	HOU/NYY	.154	4	13	1	2	0	0	0	0	3	2	0	0	.313	.154	0	0	0	0
2023	HOU/TEX	.154	7	26	2	4	2	0	0	5	4	0	0	0	.290	.231	0	0	0	0
TOTALS		.219	19	64	6	14	1	0	3	10	7	18	1	0	.292	.375	1	0	0	0

WORLD SERIES RECORD

Year	Team/Opponent	AVG	G	AB	R	H	2B	3B	HR	RBI	BB	SO	SB	CS	OBP	SLG	SF	SH	HB	E
2019	HOU/WSH	.250	5	4	2	1	0	0	0	0	2	3	1	0	.500	.250	0	0	0	0
2021	HOU/ATL	.286	6	21	4	6	2	0	0	0	3	3	2	0	.375	.381	0	0	0	0
2022	HOU/PHI	.190	6	21	2	4	1	0	2	5	3	5	0	0	.280	.524	1	0	0	0
TOTALS		.239	17	46	8	11	3	0	2	5	8	11	3	0	.345	.435	1	0	0	0

TUCKER CAREER TRANSACTIONS

- Selected by Houston in the first round (fifth overall) of the June 2015 draft.
- On Injured List, June 16-23, 2021 (health & safety protocols).
- On Injured List, Aug. 14-24, 2021 (health & safety protocols).

TUCKER GAME HIGHS

Hits: 4 (6x) -- last, July 16, 2023 at Los Angeles (AL)
Home Runs: 3 -- July 21, 2023 at Oakland
RBI: 6 -- May 17, 2022 at Boston
Stolen Bases: 2 (9x) -- last, Sept. 10, 2023 vs. San Diego
Longest Hitting Streak: 17 -- Aug. 3-26, 2022
Career Grand Slams (5): Aug. 8, 2023 at Baltimore (Bautista)
..... July 3, 2023 at Texas (Martín Pérez)
..... Aug. 13, 2021 at Los Angeles-AL (Patrick Sandoval)
..... May 17, 2022 at Boston (Tyler Danish)
..... Aug. 12, 2022 vs. Oakland (Sam Moll)
..... July 3, 2023 at Texas (Martín Pérez)
..... Aug. 8, 2023 at Baltimore (Félix Bautista)

LEADOFF HR

No.	Date	Opp.	Pitcher
none			

PINCH-HIT HR

No.	Date	Opp.	Pitcher
1	4/28/22	@ TEX	M. Bush

WALK-OFF HR

No.	Date	Opp.	Pitcher
1	8/16/20	SEA	Swanson

TUCKER CAREER FIELDING

YEAR	POSITION	PCT.	G	PO	A	E	TC	DP
2023	Outfield	.990	153	303	8	3	314	1
TOTALS	Outfield	.988	524	985	27	12	1024	5
	First Base	.929	4	12	1	1	14	1

ASTROS
FRONT OFFICE

ASTROS
COACHING STAFF

ASTROS
TUCKER, KYLE

SCOUTING & PLAYER
DEVELOPMENT

2023 SEASON
IN REVIEW

2024
OPPONENTS

HISTORY &
RECORDS

SPRING
TRAINING

MEDIA
INFORMATION

MINUTE MAID
PARK



JOSÉ URQUIDY

65
RHP

B/T	HEIGHT	WEIGHT
R/R	6'0"	215

Born: 5/1/95 in Mazatlán, MX

Opening Day Age: 28

Contract Status: Signed through 2024

Acquired: Signed as a non-drafted free agent on March 2, 2015.

Resides: Mazatlán, MX

ML Service: 4.049

CAREER HIGHLIGHTS

- Right-hander has pitched in parts of five Major League seasons with Houston, posting a 27-16 record with a 3.98 ERA (179ER/405IP) in 79 appearances (70 starts)...has allowed two or fewer earned runs in 44 of his 70 career starts.
- Had made 20-plus starts in back-to-back seasons (2021-22) before being hampered by a shoulder injury in 2023 that forced him to miss 84 games...made six of his 16 appearances in 2023 out of the bullpen, which were his single-season career high in relief appearances.
- Has extensive **POSTSEASON** experience in his career...has pitched in 15 postseason games, making eight starts, to a 4-2 record and a 4.08 ERA (21ER/46.1IP)...three of his four wins have come in the World Series, one win in 2019 and two in 2021...is 3-0 with a 1.23 ERA (2ER/14.2IP) in five career World Series appearances, including two starts...shockingly, Urquidy leads all foreign-born players in MLB history with three career wins in the World Series...he's also just the second Mexican-born starting pitcher to earn a win in the Fall Classic (also, LHP Fernando Valenzuela, 1981).
- Known as an aggressive strike-thrower, since his debut season of 2019, he ranks eighth in the AL in walks per 9.0 (2.16) (min. 400 IP).
- Is entering his 10th year in the Astros organization...in his minor league career, has gone 18-13 with a 3.27 ERA (123ER/339IP) and 371 strikeouts in 72 games (59 starts)...missed the 2017 season after undergoing Tommy John surgery.

2023 SEASON:

- Went a combined 3-3 with a 5.29 ERA (37ER/63IP) and one save in 16 games (10 starts)...missed 84 games while on the Injured List due to right shoulder discomfort.
- As a starter, went 3-3 with a 5.01 ERA (26ER/46.2IP) in 10 starts...in six relief appearances, recorded a 6.06 ERA (11ER/16.1IP) while logging a save.
- Was on the Injured List from May 1-Aug. 6 with right shoulder discomfort...made two rehab starts with Double A Corpus Christi and two rehab starts with Triple A Sugar Land before being reinstated.
- Made his return to the mound with a start on Aug. 6 at New York (AL)...made three starts before being used mostly as a reliever to finish out the season.

BROADCAST NOTES

- Signed by the Astros as a 19-year old, non-drafted free agent out of Mazatlán, Sinaloa, Mexico on March 2, 2015...signed by Astros scouts Oz Ocampo, Carlos Alfonso and Raul Lopez.
- Formerly known as José Luis Hernandez, José began going by the last name of Urquidy at the start of the 2019 season...Urquidy made the change in honor of his mother, Alma Urquidy, who raised him in Mazatlán, supported his baseball journey...his mother, Alma, also prioritized his school, delaying his professional signing until the age of 19.
- Is one of 12 Mexican-born players to appear in at least one game for the Astros and is one of seven pitchers...has pitched more innings (405.0) as an Astro than any other Mexican-born player, besting RHP Aurelio Lopez, who pitched 116.0 innings for the Astros in the 1986-87 seasons.
- Has the date "7.2.19" tattooed on his non-pitching arm to commemorate his Major League debut.
- In 2019, became just the second Mexican-born pitcher to earn a win as a starter in the World Series joining LHP Fernando Valenzuela, who did so in 1981...that feat earned him a meeting with Mexican president Andres Manuel Lopez Obrador, who hosted him at his office in Mexico City.
- For the first time in his career, appeared for Team Mexico in the 2023 World Baseball Classic...made two appearances and picked up the winning decision in Team Mexico's victory vs. Team Canada to advance out of pool play.
- José has a pet pig named Josefa, who was named by combining José and his wife's name, Estefania...Josefa is a favorite of Astros sideline reporter Julia Morales, who featured the pig on an Astros broadcast in the 2021 season...Josefa grew too large to be cared for by José and now lives on a comfortable ranch owned by one of José's friends.
- Was added to the 40-man roster on July 2, 2019, the date of his MLB debut...has accumulated just over four years of service time across parts of five Major League seasons...was eligible for arbitration for the second time this offseason and settled with the Astros on a one-year deal for the 2024 season.
- Tossed at least 2.0 innings in five of his six relief appearances on the year.

- Recorded the first save of his career on Aug. 28 at Boston...allowed one run on four hits with two walks and one strikeout in 4.0 innings...matched the longest relief outing of his career.
- Had his best relief appearance of the season on Sept. 24 vs. Kansas City...struck out two batters in 3.0 scoreless innings.
- Made a spot start on Sept. 29 at Arizona...tossed 6.0 scoreless innings to pick up the winning decision as part of a crucial Astros series sweep to clinch the AL West Division title.
- Was a member of Team Mexico in the 2023 World Baseball Classic...picked up the win in a 10-3 victory over Team Canada to advance Team Mexico past pool play, allowing two runs on six hits and striking out five batters to one walk through four innings.
- Made his third career - and consecutive - **OPENING DAY** roster.
- Made a relief appearance in Team Mexico's semifinal loss to Samurai Japan, allowing one run on two hits through 2.1 innings...it was Team Mexico's 1st trip to the WBC semifinals in its fourth all-time appearance in the tournament.
- Made three appearances including two starts in the **POSTSEASON**...recorded a 5.40 ERA (6ER/10IP) with two walks, eight strikeouts, and a 1.20 WHIP...earned the win in the Astros ALDS series-clinching victory in Game 4 at Minnesota...set his postseason career-highs in strikeouts (6) and innings (5.2) in the start while allowing two runs on three hits with one walk.

2022 SEASON:

- Won 13 games as an integral member of the Astros starting rotation...reached career highs in many categories, including wins (13), starts (28), innings pitched (164.1) and strikeouts (134).
- The Astros went 17-11 in his 28 starts.
- Excelled in day games, going 6-1 with a 2.28 ERA (14ER/55.1IP) in nine starts.
- Owned a 44.8% fly ball rate, which was the second-highest in the AL (RHP Triston McKenzie, 48.9%).
- Displayed impressive control, posting a 1.17 walks per 9.0 ratio, ranking 11th in the AL.
- Over his final 16 starts, he went 8-5 with a 3.21 ERA (36ER/101IP) 86 strikeouts, a .196 opponent average and a 0.94 WHIP.
- Reached a career high by tossing 8.0 innings on July 8 at OAK.
- Primarily a contact pitcher, had two starts of 10 strikeouts this season, each tying his single-game career high.
- Pitched in one game during the **POSTSEASON**, tossing 3.0 scoreless innings and giving up just one hit in Game 3 of the WS vs. Philadelphia...struck out four batters in the outing.

2021 SEASON:

- Made 20 starts for the Astros, missing time with two IL stints, both for shoulder issues...allowed two-or-fewer earned runs in 14 of his 20 starts.
- Known as an aggressive strike-thrower, he ranked third in the AL in walks per 9.0 (1.60) and sixth in strikeouts to walk ratio (4.74) (min. 105 IP).
- Was an extreme fly-ball pitcher, posting the third-lowest ground ball percentage (32.2%) and the fifth-lowest ground ball to fly ball ratio (0.76) in the Majors (min. 105 IP).
- Made his first career **OPENING DAY** roster and started the club's fourth game of the season. Finished the season on a four-game winning streak, spanning his last eight regular season starts.
- Combined to go 2-1 with an 8.22 ERA (7ER/7.2IP) in three **POSTSEASON** games (two starts).
- Had his two best postseason appearances in the World Series vs. Atlanta...started and earned the winning decision Game 2 (2ER/5IP), a 7-2 win for the Astros...tossed a scoreless inning of relief in Game 5, earning another winning decision.
- His two World Series winning decisions gave him three for his career, which are the most from a foreign-born player in MLB history.
- He's also the only Mexican-born pitcher with multiple wins in the Fall Classic.

2020 SEASON:

- Began the season on the IL due to a positive COVID-19 test...was quarantined in his home for over a month before getting the negative tests required to return...built back up strength after the layoff, delaying his return until Sept. 5.
- Upon his return, held the opposition to two runs-or-fewer in all five of his starts...prior to Urquidy, the last Astros pitcher to begin a season by allowing two runs-or-fewer in each of his first five starts was Gerrit Cole in 2018.
- In September, he ranked tied for seventh in the American League in ERA and seventh in WHIP (1.01).
- Ended the season with a career-long streak of four consecutive quality starts.
- Made four **POSTSEASON** appearances (three starts), going 0-1 with a 4.02 ERA (7ER/15.2IP), six walks and 12 strikeouts...started Game 2 of the Wild Card Series at MIN, Game 3 of the ALDS vs. OAK and Game 3 of the ALCS vs. TB...appeared in relief in Game 7 of the ALCS at TB.

2019 SEASON:

- Had an impressive nine-game showing in the Majors with Houston after making his MLB debut... allowed one run-or-fewer in each of his last four appearances of the season (1.50 ERA, 3ER/18IP).
- Became the first homegrown Mexican-born player to appear in a game for the Astros...became just the second Mexican-born pitcher to start a game for Houston, joining RHP Edgar Gonzalez, who started six games for the 2012 Astros...became the fifth player in MLB history from Mazatlan, Mexico.
- Made his MLB debut with a start on July 2 at COL, throwing 3.2 innings and allowing two runs in a 9-8 Astros win.
- Recorded his first-career Major League win on July 20 vs. TEX...pitched 7.0 innings of one-run ball, striking out nine with no walks and two hits in the Astros 6-1 win over the Rangers.
- Struck out 17 batters while walking just one over his first three MLB starts (13IP)...marked the fewest walks over a player's first three starts in club history...also had the fewest walks over a pitcher's first four starts in club history (3).
- Struck out a career-high 10 batters over 5.0 innings of one-run ball on Sept. 11 vs. OAK, allowing just one hit...became the fourth Mexican-born pitcher in MLB history to record a start with 10+ strikeouts and one hit-or-fewer.
- Made the Astros **POSTSEASON** roster for all three rounds, appearing in four games...went 1-0 with a 0.90 ERA (1ER/10IP) in four games (one start).
- Threw 1.2 scoreless innings and recorded three strikeouts in Game 4 of the ALDS at TB, which was his postseason debut..
- Earned his first-career postseason win in Game 4 of the World Series at Washington...threw 5.0 scoreless innings, allowing two hits, while striking out four batters...became the third Mexican-born pitcher to earn a World Series win, joining RHP Aurelio Lopez (1984) and LHP Fernando Valenzuela (1981)...became the seventh rookie starter to post a scoreless start in the World Series in a 50-year span, joining RHP Walker Buehler (2018), RHP Yordano Ventura (2014), LHP Madison Bumgarner (2010), RHP Les Straker (1987) and RHP Gary Gentry (1969).
- In 20 combined games between Triple A Round Rock (13g) and Double A Corpus Christi (7g), went 7-5 with a 4.46 ERA (51ER/103IP), 21 walks and 134 strikeouts.

MINOR LEAGUES:

- Had a strong **2018** season in his return from Tommy John surgery...went a combined 2-2 with a 2.35 ERA (15ER/57.1IP) and 48 strikeouts in 13 games (11 starts) at Class A Advanced Buies Creek (9g) and Class A Short Season Tri-City (4g)...did not begin his season until June 21 on a rehab assignment at Tri-City...moved up to Buies Creek for his final nine starts...did not allow an earned run through his final 15.0 innings of the season...threw a 9.0-inning complete game on Aug. 25...struck out 10 batters over 6.0 shutout innings on Aug. 31, his final start of the season...pitched in two playoff games with Buies Creek...threw 3.0 inning of relief in Buies Creek's 2-1 win over Potomac in the Carolina League Championship game.
- Missed the entire **2017** season while recovering from Tommy John surgery.
- Went 6-5 with a 2.94 ERA (41ER/125.1IP) and 127 strikeouts over 125.1 innings pitched between Class A Advanced Lancaster (7g) and Class A Quad Cities (17g) in **2016**...was a two-time Midwest League Pitcher of the Week (July 11-17, June 13-19)... named Quad Cities Pitcher of the Month in June... was promoted to Lancaster on July 25.
- In his first professional season of **2015**, pitched at Greeneville (6g) and Tri-City (5g), combining to go 2-1 with a 3.35 ERA (14ER/37.2IP) and 42 strikeouts in 11 games (5 starts).

JOSÉ LUIS URQUIDY

Year	Team	W	L	ERA	G	GS	CG	SHO	SV	IP	H	R	ER	HR	HB	BB	SO	WP	BK	AVG
2015	Greenville (R)	1	1	2.11	6	3	0	0	1	21.1	16	5	5	0	0	4	25	3	0	.211
	Tri-City (A)	1	0	4.96	5	2	0	0	0	16.1	18	9	9	1	1	5	17	2	1	.290
2016	Quad Cities (A)	3	2	2.66	17	14	0	0	1	81.1	78	27	24	4	0	15	84	7	3	.248
	Lancaster (A)	3	3	3.48	7	7	2	1	0	44.0	47	19	17	5	0	9	43	3	1	.269
2017	Did not play (injured)																			
2018	Tri-City (A)	0	0	2.38	4	4	0	0	0	11.1	15	3	3	0	0	2	10	1	0	.313
	Buies Creek (A)	2	2	2.35	9	7	1	0	0	46.0	40	16	12	2	2	8	38	6	0	.234
2019	Corpus Christi (AA)	2	2	4.09	7	6	0	0	0	33.0	28	18	15	2	0	5	40	1	1	.222
	Round Rock (AAA)	5	3	4.63	13	12	0	0	0	70.0	67	37	36	15	1	16	94	2	0	.245
	HOUSTON	2	1	3.95	9	7	0	0	0	41.0	38	18	18	6	0	7	40	4	0	.241
2020	HOUSTON	1	1	2.73	5	5	0	0	0	29.2	22	9	9	4	1	8	17	0	0	.206
2021	HOUSTON	8	3	3.62	20	20	0	0	0	107.0	87	43	43	17	2	19	90	2	0	.218
	Corpus Christi (AA)#	0	0	0.00	1	1	0	0	0	3.2	2	0	0	0	0	2	3	0	0	.182
	GCL Astros (R)#	0	0	0.00	1	1	0	0	0	3.0	1	0	0	0	0	0	6	0	0	.091
	Sugar Land (AAA)#	1	0	2.00	2	2	0	0	0	9.0	5	2	2	2	0	0	11	1	0	.156
2022	HOUSTON	13	8	3.94	29	28	0	0	0	164.1	154	74	72	29	7	38	134	5	0	.244
2023	Corpus Christi (AA)#	0	1	5.00	2	2	0	0	0	9.0	10	5	5	0	1	1	7	0	0	.263
	Sugar Land (AAA)#	0	0	3.60	2	2	0	0	0	5.0	5	4	2	0	0	2	4	0	0	.263
	HOUSTON	3	3	5.29	16	10	0	0	1	63.0	65	37	37	11	2	25	45	0	1	.263
MINOR LEAGUE TOTALS		18	14	3.31	76	63	3	1	2	353.0	332	145	130	31	5	69	382	26	6	.245
MAJOR LEAGUE TOTALS		27	16	3.98	79	70	0	0	1	406.0	366	181	179	67	12	97	326	11	1	.238
# Rehab Appearance																				

WILD CARD SERIES RECORD

Year	Team/Opponent	W	L	ERA	G	GS	CG	SHO	SV	IP	H	R	ER	HR	HB	BB	SO	WP	BK	AVG
2020	HOU/MIN	0	0	2.08	1	1	0	0	0	4.1	2	1	1	0	0	2	3	0	0	.125

DIVISION SERIES RECORD

Year	Team/Opponent	W	L	ERA	G	GS	CG	SHO	SV	IP	H	R	ER	HR	HB	BB	SO	WP	BK	AVG
2019	HOU/TB	0	0	0.00	1	0	0	0	0	1.2	3	0	0	0	1	1	3	0	0	.429
2020	HOU/OAK	0	0	8.31	1	1	0	0	0	4.1	5	4	4	4	0	1	3	0	0	.278
2023	HOU/MIN	1	0	3.18	1	1	0	0	0	5.2	3	2	2	2	0	1	6	0	0	.158
TOTALS		1	0	4.63	3	2	0	0	0	11.2	11	6	6	6	1	3	12	0	0	.250

LEAGUE CHAMPIONSHIP SERIES RECORD

Year	Team/Opponent	W	L	ERA	G	GS	CG	SHO	SV	IP	H	R	ER	HR	HB	BB	SO	WP	BK	AVG
2019	HOU/NYY	0	0	3.38	1	0	0	0	0	2.2	3	1	1	1	0	1	5	0	0	.273
2020	HOU/TB	0	1	2.57	2	1	0	0	0	7.0	5	3	2	0	0	3	6	0	0	.192
2021	HOU/BOS	0	1	27.00	1	1	0	0	0	1.2	5	6	5	1	0	2	1	0	0	.455
2023	HOU/TEX	0	0	8.31	2	1	0	0	0	4.1	7	4	4	3	0	1	2	0	0	.368
TOTALS		0	2	6.89	6	3	0	0	0	15.2	20	14	12	5	0	7	14	0	0	.299

WORLD SERIES RECORD

Year	Team/Opponent	W	L	ERA	G	GS	CG	SHO	SV	IP	H	R	ER	HR	HB	BB	SO	WP	BK	AVG
2019	HOU/WSH	1	0	0.00	2	1	0	0	0	5.2	3	0	0	0	0	0	4	0	0	.150
2021	HOU/ATL	2	0	3.00	2	1	0	0	0	6.0	7	2	2	1	0	0	7	1	0	.280
2022	HOU/PHI	0	0	0.00	1	0	0	0	0	3.0	1	0	0	0	0	1	4	1	0	.100
TOTALS		3	0	1.23	5	2	0	0	0	14.2	11	2	2	1	0	1	15	2	0	.200

URQUIDY CAREER TRANSACTIONS

- Signed by the Astros as a non-drafted free agent on March 2, 2015.
- On Injured List, July 12-Sept. 5, 2020 (COVID-19).
- On Injured List, May 16-31, 2021 (right posterior shoulder discomfort).
- On Injured List, June 30-Sept. 1, 2021 (right shoulder discomfort).
- On Injured List, May 1-Aug. 6, 2023 (right shoulder discomfort).

URQUIDY GAME HIGHS

Longest Winning Streak: 5 -- June 17, 2021-April 10, 2022
Longest Losing Streak: 3 -- Sept. 10-23, 2022
Strikeouts: 10 (3x) -- last, Aug. 3, 2022 vs. Boston
Walks: 4 -- June 8, 2022 vs. Seattle
Innings (starter): 8.0 -- July 8, 2022 at Oakland
Innings (relief): 4.0 (2x) -- Aug. 8, 2023 at Boston
Low-Hit Game (CG): none



FRAMBER VALDEZ

59
LHP

B/T	HEIGHT	WEIGHT
R/L	5'11"	230

Born: 11/19/93 in Palenque, DR

Opening Day Age: 30

Contract Status: Signed through 2024

Acquired: Signed as a non-drafted free agent on March 18, 2015.

Resides: San Cristobal, DR

ML Service: 4.163

CAREER HIGHLIGHTS

- Two-time **ALL-STAR** left-hander has become a frontline starter within the Astros rotation, going 53-34 with a 3.40 ERA (269ER/712.1IP) and 697 strikeouts in 129 games (107 starts) through parts of six seasons in Houston (2018-23).
- Has established himself as one of the top starters in the AL since joining the Astros rotation in 2020, going 45-26 with a 3.19 ERA (214ER/604.2IP) and 595 strikeouts over that stretch...among AL starters since 2020, ranks first in ground ball percentage (63.1), second in wins, fifth in ERA and seventh in opponent batting average (.226).
- Has gained the reputation of a workhorse starter...since 2020, ranks third among AL pitchers with 604.2 innings pitched, trailing only RHP Gerrit Cole (664.0 IP) and RHP José Berrios
- Tossed the 16th no-hitter in Astros franchise history on Aug. 1, 2023 vs. Cleveland...became the first left-hander to toss a no-hitter in Astros history...also became the first Astro to face the minimum 27 batters in a no-hitter...went on to win his first AL Player of the Week Award following the no-hitter.
- Earned his second straight **ALL-STAR** nod in 2023, going 12-11 with a 3.45 ERA (76ER/198IP) with 200 strikeouts, also tossing two complete-game shutouts...among AL starters, ranked third in innings pitched, fifth in opponent batting average (.228), seventh in strikeouts and seventh in ERA...was also tabbed as the Astros **OPENING DAY** starter for a second consecutive season.
- Owens a career 63.4% groundball percentage, which ranks first in the Majors from 2018-23 (min. 500 IP)...since ground ball percentage started being tracked in 1987, Valdez's career ground ball percentage is the second-highest posted by a starting pitcher, trailing only RHP Brandon Webb (65.1%).
- In 16 career **POSTSEASON** appearances (15 starts), he has gone 7-5 with a 4.24 ERA (38ER/80.2IP)...since 2020, ranks first in innings pitched (80.2), strikeouts (92), starts (15) and is tied for first in wins (7) among Major League pitchers in the postseason...is the Astros all-time postseason leader in wins, starts, innings pitched and strikeouts...allowed one run through six innings to pick up the winning decision in Game 6 of the 2022 World Series vs. Philadelphia as Astros secured their second World Series title in club history.

BROADCAST NOTES

- Was signed by the Astros as a 21-year-old non-drafted free agent out of the Dominican Republic on March 18, 2015...at 21-years old, Valdez was five years older than most amateur free agent signees from the Dominican Republic...according to Valdez, other teams were skeptical of potential arm issues and were reluctant to take a chance because of his age.
- Originally a position player, Valdez began pitching at the age of 16 and had interest from scouts within a couple years of his conversion...by the age of 21, Valdez was finally seen by the Astros at a workout staged by an independent trainer in Guayacanes, DR, a small town just west of San Pedro de Macoris...after seeing him throw just a handful of pitches, the Astros invited him to throw at their Dominican Academy and promptly signed him following that tryout...signed by Astros scouts Oz Ocampo, Tom Shafer, Roman Ocumarez and David Brito.
- Fulfilled a childhood promise by funding and help building a church in the Guayacanes community in the Dominican Republic following the 2021 season...at 14 years old, Valdez promised the pastor of his church, Pastor Antonio, that he would make the Major Leagues and return to make needed upgrades to the facility...Framber continued to make good on that promise by constructing and opening a second church in December 2023, with the new church being built in his hometown of Sabana Grande de Palenque.
- Paired up with former Astros teammate Hector Neris to host the first "It's a Strike" bowling event on July 27, 2023, at Billiards and Bowling in Houston to raise money for local charities, as well as charities in their native Dominican Republic...participants were able to purchase VIP experiences, including an opportunity to bowl with Valdez and Neris...some of the charities that the proceeds benefited were The Tejano Center, The Houston Astros Youth Academy, Baker Ripley and Greater Houston Police Activities League...fellow Astros teammates, including Alex Bregman, Kyle Tucker, Ryan Pressly, Jeremy Peña and Cristian Javier, also participated in the charity event.
- Added to the Astros Major League roster in September of 2018...surpassed four years of service time following the 2023 season...was eligible for arbitration for the second time this past offseason but avoided the process by agreeing to a one-year deal for 2024...is under club control through 2025.

- Among Dominican-born pitchers in Major League postseason history, ranks first in wins (7), second in strikeouts (92) and second in innings (80.2)...trails only Hall-of-Famer Pedro Martinez in strikeouts (96) and innings (96.1).
- Has held left-handed hitters to a .208 average (105x506) and a .622 OPS in the Majors...has allowed just 10 homers to left-handed hitters in his Major League career.
- Had a banner 2022 season in which he was the club's **OPENING DAY** starter, was the winning pitcher in the **ALL-STAR** Game and dominated in the playoffs...among AL starters in 2022, he ranked first in quality starts (26), first in innings (201.1), first in home runs per 9.0 (0.49), first in groundball percentage (67.3), second in wins (17) and sixth in ERA (2.82)...finished fifth in AL Cy Young Award voting.
- Missed the first 49 games of the 2021 season with a fractured finger, but returned on May 28...after that date, he ranked tied for first in the AL in wins (11), while ranking third in innings pitched (134.2) and fourth in ERA (3.14)...posted the highest ground ball percentage (70.3%) in the Majors, while posting the third-lowest home runs per 9.0 IP ratio (0.80) in the AL.
- Named the Astros 2020 Pitcher of the Year by the Houston Chapter of the BBWAA...among AL pitchers, ranked second in home runs per 9.0 innings (0.64), fifth in walks per 9.0 innings (2.04, 16BB), sixth in innings pitched (70.2), eighth in strikeouts (76), and eighth in strikeouts per 9.0 innings (9.68)...also led the Majors in groundball to flyball ratio (3.56) and groundball rate (60%).
- Made his MLB debut on Aug. 21, 2018 at SEA (0ER/4.1IP), earning the win, and followed that up by winning his first MLB start on Aug. 26, 2018 at LAA (1ER/5IP)...became the fifth pitcher in club history to earn a win in his first two MLB appearances...also Bill Dawley (1983), Mark Lemongello (1976), J.R. Richard (1971) and Don Wilson (1966-67).
- Named a Double A Texas League **ALL-STAR** in 2018 before being promoted to the Majors midseason...finished the season third in the league in strikeouts, with 120 in his 94.1 innings pitched.
- While he was not a member of Major League Spring Training camp in 2017, he did impress in five Spring Training games with the Astros as a minor league call-up...struck out seven batters in his 7.0 innings with the Major League club in 2017 Spring Training...pitched in the Arizona Fall League in 2017, going 1-1 with a 3.20 ERA (7ER/19.2IP) and 14 strikeouts in six starts for the Mesa Solar Sox.

2023 SEASON:

- Had a fantastic season that included his second straight **ALL-STAR** selection, his first career no-hitter, two complete-game shutouts and an AL Player of the Week Award...went 12-11 with a 3.45 ERA (76ER/198IP) and a career-high 200 strikeouts in 31 starts...finished ninth in AL Cy Young Award voting, giving him a top-10 finish in back-to-back seasons.
- Among AL starters, ranked second in groundball percentage (55.0), third in innings (198.0), third in opponent batting average (.228), tied for third in home runs per 9.0 IP (0.86), tied for third in quality starts (20), fifth in opponent OPS (.656), seventh in ERA (3.45) and seventh in WHIP (1.113)...the only other Major League pitcher with two shutouts was AL Cy Young Award winner, RHP Gerrit Cole.
- Tossed the 16th total no-hitter in Astros history on Aug. 1 vs. Cleveland...was the 15th regular-season no-hitter in Astros history...was the first Astros no-hitter tossed by a left-handed pitcher...became the ninth Dominican-born player to throw a no-hitter in Major League history...faced the minimum of 27 batters, which is the first time that's been achieved in an Astros no-hitter...allowed just one baserunner via a walk and struck out seven batters through the nine shutout innings...was his sixth career complete game and his third complete-game shutout.
- Needed only 93 pitches to complete the no-hitter...per Sarah Langs, that ranked as the third-lowest total in a no-hitter since pitch counts started being tracked in 1988...the others were tossed by the Astros RHP Daryl Kile (83) on Sept. 8, 1993, and the Yankees RHP David Cone (88) on July 18, 1999.
- Went on to win his first career AL Player of the Week Award on Aug. 7 following the no-hit effort.
- Just four starts after his no-hitter, worked 7.0 hitless innings on Aug. 25 at Detroit, exiting the game with 114 pitches...became the only pitcher in club history to post two hitless starts of 7.0-plus innings in a single season.
- Was selected to his second consecutive (and career) **ALL-STAR** Game in 2023...did not appear in the contest.
- Tossed a complete-game shutout on May 21 vs. Oakland...allowed just four hits and struck out seven batters without issuing a walk...was the first complete-game shutout by an Astro without allowing a walk since Dallas Keuchel on May 30, 2015 vs. Chicago (AL).
- Led the AL with a 2.51 ERA headed into the All-Star Break...was the first Astros pitcher to lead their league in ERA at the All-Star Break since Roger Clemens in 2005 (1.48 ERA).
- Got the **OPENING DAY** start for the second straight season...was the first Astros pitcher to make back-to-back Opening Day starts since Justin Verlander (2018-21)...was the second Dominican-born pitcher to start Opening Day for the Astros, joining Wandy Rodriguez (2012)...was the third LHP in Astros history to make back-to-back Opening Days, joining Dallas Keuchel (2015-17) and Dave Roberts (1973-74).
- Made three starts in the **POSTSEASON**, going 0-3 with a 9.00 ERA (12ER/12IP)

ASTROS FRONT OFFICE
ASTROS COACHING STAFF
VALDEZ, FRAMER
SCOUTING & PLAYER DEVELOPMENT
2023 SEASON IN REVIEW
2024 OPPONENTS
HISTORY & RECORDS
SPRING TRAINING
MEDIA INFORMATION
MINUTE MAID PARK

2022 SEASON:

- Dominican lefty had a banner year as the Astros **OPENING DAY** starter and **ALL-STAR** Game winner...won 17 of his 31 starts and topped 200 innings for the first time in his career...led the AL in complete games (3).
- Tossed 25 straight quality starts from April 25 to Sept. 18, setting the MLB record for the most consecutive quality starts in a single-season...the streak tied for the second-longest streak in MLB history when including multiple seasons...also extended the Astros record, which was previously held by RHP Mike Scott, who tossed 20 straight quality starts in 1986 Cy Young season.
- His 26 quality starts this season were the most in the Majors and the most by an Astro since RHP Justin Verlander and RHP Gerrit Cole both had 26 in 2019.
- Among AL starters, he ranked first in quality starts (26), first in innings (201.1), first in home runs per 9.0 ratio (0.49), first in GB% (67.3), second in wins (17), sixth in opponent OPS (.600) and sixth in ERA (2.82).
- Struck out a season high 13 hitters in a start on July 3 vs. LAA...was followed by RHP Hector Neris (2 SO), RHP Rafael Montero (2 SO) and RHP Ryan Pressly (3 SO), who combined to strike out 20 hitters in the game...this tied the MLB record for a 9.0-inning game...the Astros became the eighth team in MLB history to accomplish the feat...the 20 strikeouts in a 9.0-inning game was also a franchise record, besting their previous record of 19.
- Made his first career All-Star roster...was the third pitcher used by the AL squad and pitched a scoreless third inning, earning the win after the AL scored their three runs in the top of the fourth...got all three of his outs in the third inning on groundouts...induced those from Juan Soto, Manny Machado and Freddie Freeman...made the 39th appearance by an Astros pitcher in the All-Star Game and became the first Astros pitcher to earn a win...was also the first Astros pitcher to pitch in the ASG since RHP Justin Verlander tossed 1.0 inning in a start back in 2019...was one of five Astros selected to the 2022 All-Star Game, joining 2B Jose Altuve, DH Yordan Alvarez, RF Kyle Tucker and Verlander.
- Tossed his first career shutout on Sept. 12 at DET...Valdez's shutout was the first by an Astros pitcher since RHP Justin Verlander tossed his most recent no-hitter on Sept. 1, 2019 at TOR.
- Dominated the 2022 **POSTSEASON**, going 3-0 with a 1.44 ERA...was the only pitcher in the playoffs to record three wins...recorded 33 strikeouts during 25 playoff innings...allowed 5.04 hits per 9 innings in playoffs...the Astros went 4-0 when Valdez pitched in playoffs.
- Finished postseason with back-to-back 6.0IP+, one-run outings in Game 2 and Game 6 of the World Series, including a two-hit performance in Game 6...struck out 18 Phillies in 12.1 WS innings...became the third Astros pitcher ever to make three or more starts of 6.0+ innings while allowing one or fewer runs in a single postseason (others: RHP Charlie Morton, 2017, RHP Gerrit Cole, 2019).

2021 SEASON:

- Missed the first 49 games of the season with a fractured finger, but returned to make 22 starts...after his return on May 28, he ranked tied for first in the AL in wins (11), while ranking third in innings pitched (134.2) and fourth in ERA (3.14).
- Posted the highest ground ball percentage (70.3%) in the Majors (min. 130IP)...ranked immediately ahead of RHP Logan Webb (61.2).
- Allowed just 12 homers in his 134.2 innings pitched for a 0.80 home runs per 9.0 ratio, the third-lowest in the AL (min. 130 IP).
- Had an up and down postseason combining for a 1-1 record and a 7.78 ERA (17ER/19.2IP) in five starts...started Game 2 of the DS vs. CWS (4ER/4.1IP), Game 1 of the LCS vs. BOS (2ER/2.2IP) and Game 5 of the LCS at BOS (1ER/8IP).
- In Game 5 of the ALCS, became just the fourth Astros pitcher since 2000 to toss 8.0-plus innings in a postseason game, joining RHP Gerrit Cole (8IP, 2019 ALDS Game 5), RHP Justin Verlander (9IP, 2017 ALCS Game 2) and RHP Brandon Backe (8IP, 2004 NLCS Game 5).

2020 SEASON:

- Had a breakout season, ranking as one of the top pitchers in the AL...was named the Astros Pitcher of the Year by the Houston Chapter of the BBWAA.
- Among AL pitchers, ranked second in home runs per 9.0 innings (0.64), fifth in walks per 9.0 innings (2.04, 16BB), sixth in innings pitched (70.2), eighth in strikeouts (76), and eighth in strikeouts per 9.0 innings (9.68)...led the Majors in groundball to flyball ratio (3.56) and groundball rate (60%)...generated 114 ground balls, the most in the AL...ranked seventh in MLB and third in the AL in FIP, per Stats Inc. (2.83).
- Was one of baseball's most efficient pitchers, as he ranked fourth in the Majors in fewest pitches per inning (14.8), behind Adam Wainwright (14.2), Kyle Hendricks (14.3), and Kenta Maeda (14.8).
- Averaged 2,982 rpms on his curveball, giving him the 10th-highest spin rate among all MLB curves.
- Over his 10 starts, went 5-3 with a 3.92 ERA (28ER/64.1IP) and 68 strikeouts...tossed 6.1 scoreless innings as a reliever (one outing).
- Posted a career-best 5.6% walk rate, the fifth-best mark in the Majors, as he walked just 16 of 288 batters faced...posted a 15.6% walk rate in his 2018 rookie season, and a 13.4% walk rate in 2019.

- Made the Astros **OPENING DAY** roster for the second consecutive year...started Houston's fifth game of the season.
- Tossed 6.1 innings of relief, allowing one unearned run in Houston's 6-5 extra innings victory on Aug. 2 at LAA...was the longest relief appearance by an Astros pitcher since Shane Reynolds tossed 7.0 innings of relief on July 17, 1994 at PIT.
- On Aug. 24 vs. LAA, recorded his first-career double-digit strikeout game, as he fanned 11 Angels hitters in 7.0 innings of work...finished all 11 of his strikeouts with his curveball, the fifth-most that any pitcher has gotten on curveballs in one game since the 2008 season.
- Was one of the AL's best pitchers in August, posting a 3-1 record with a 1.85 ERA (7ER/34IP) and 38 strikeouts across five games (four starts)...among AL pitchers in August, ranked third in ERA, seventh in strikeouts and tied for sixth in wins.
- On Sept. 17 vs. TEX, struck out 11 batters for the second time on the season...became the sixth lefty in Astros history to have multiple 11-strikeout games in the same season, joining Dallas Keuchel (4g in 2015), Wandy Rodriguez (2g in 2011 and 2009), Randy Johnson (6g in 1998), Denny Lemaster (2g in 1969) and Mike Cuellar (3g in 1967, 2g in 1966).
- Was dominant in the **POSTSEASON**, going 3-1 with a 1.88 ERA (5ER/24IP), 10 walks and 26 strikeouts in four games (3 starts).
- Made his postseason debut in Game 1 of the Wild Card Series at MIN...earned the win in relief after finishing the game with 5.0 scoreless innings...gave up just two hits and two walks with five strikeouts...became the 13th pitcher in MLB history to finish a postseason game with 5.0+ scoreless relief innings, and the first to do it since Madison Bumgarner ended Game 7 of the 2014 World Series at KC with 5.0 scoreless relief innings...became the first AL pitcher to do this since Pedro Martinez in Game 5 of the 1999 ALDS at CLE...became the fourth pitcher in MLB history finish a game with 5.0+ scoreless frames in his postseason debut, joining Joe Price (1987 NLCS Game 5), George Frazier (1981 ALCS Game 2) and Moe Drabowsky (1966 WS Game 1).
- Pitched Houston to a 5-2 win in Game 2 of the ALDS at Dodger Stadium in what was his first-career postseason start...tossed 7.0 innings of two-run ball, allowing five hits and one walk with four strikeouts on 103 pitches...became the second Dominican-born pitcher in Astros history to start a postseason game, joining Jose Lima (Game 2 of the 1999 NLDS at ATL).
- Started Game 1 of the ALCS at TB...at 26 years, 327 days old, became the third-youngest pitcher in franchise history to start Game 1 of a postseason series...the only two to do so at a younger age were Wade Miller (25 years, 26 days old) in Game 1 of the 2001 NLDS vs. ATL and Brandon Backe (26 years, 191 days old) in Game 1 of the 2004 NLCS at STL.
- Struck out nine batters in Game 6 of the ALCS at TB, leading Houston to a 7-4 win (1ER/6IP).

2019 SEASON:

- Began the season on the Astros **OPENING DAY** roster and ended up splitting the season between Houston and Triple A Round Rock.
- Made eight starts with Houston, going 2-4 with a 7.07 ERA (28ER/35.2IP)...in his 18 relief outings, went 2-3 with a 4.63 ERA (18ER/35IP).
- In six games in April, posted a 2.89 ERA (3ER/9.1IP) with 10 strikeouts.
- Dominated Triple A hitters, posting a 3.25 ERA (16ER/44.1IP) with 69 strikeouts and a .185 opponent batting average in 10 games (seven starts)...recorded three double-digit strikeout games with Round Rock...struck out a career-high 13 batters in 6.2 innings on Aug. 12 at Albuquerque.

2018 SEASON:

- Made his Major League debut in August and dazzled over the final two months of the season.
- Among MLB rookies with at least 30.0 innings pitched, ranked first in groundball rate, second in ERA and sixth in opponent batting average (.175)...generated groundballs at an extremely high rate, posting a 70.3% groundball rate and a 4.27 groundball to flyball ratio.
- Was successful as both a starter and a reliever...went 2-1 with a 2.59 ERA (7ER/24.1IP) and 20 strikeouts in his five starts, and 2-0 with a 1.42 ERA (2ER/12.2IP) in three relief appearances
- Left-handed hitters went just 4x32 (.125) with no extra-base hits against him.
- Began the season at Double A Corpus Christi...was promoted to Triple A Fresno on Aug. 8...was selected to the Major League roster on Aug. 21.
- Made his MLB debut on Aug. 21 at SEA, tossing 4.1 innings of relief...allowed one unearned run on two hits, striking out four while leading the Astros to a 3-2 win...earned his first Major League victory...became the fifth pitcher in club history to throw 4.1+ relief innings in a MLB debut, and just the second to do so while recording a win, joining Don Wilson, who threw 6.0 innings and got the win in his debut on Sept. 29, 1966 at CIN.
- Made his first Major League start on Aug. 26 at LAA and tossed 5.0 innings, allowing one run on two hits with three walks and three strikeouts in the Astros 3-1 win...got his second Major League victory and first as a starter...became the fifth pitcher in franchise history to earn a win in his first two Major League appearances...also Bill Dawley (1983), Mark Lemongello (1976), J.R. Richard (1971) and Don Wilson (1966-67).

- Became the first pitcher in Astros history to go 4.0+ innings pitched while allowing one run or fewer in each of his first four career appearances in the Major Leagues...also became the sixth pitcher in MLB history to start a career like this, joining Fernando Valenzuela (7g in 1981), Cliff Markle (5g from 1915-16), Kenta Maeda (4g in 2016), Cody Anderson (4g in 2015) and Drew Smyly (4g in 2012).
- Became the second pitcher in franchise history to allow two hits or fewer in each of his first two starts in the Majors, joining Taylor Buchholz (2006).
- On Sept. 23 vs. LAA, provided the Astros with 6.0 innings of one-run ball, striking out nine in relief... became the first Astros pitcher to strike out nine batters in a relief appearance since Jerry Reuss fanned 10 batters in 7.1 relief innings on Sept. 22, 1972 vs. CIN...24-year-old also became the youngest left-handed pitcher to strike out nine batters in a relief appearance since a 23-year-old Johan Santana struck out nine batters in 4.1 innings of relief innings on Sept. 2, 2002.
- In 22 combined games (14 starts) between Double A Corpus Christi (20g) and Triple A Fresno (2g), went 6-5 with a 4.11 ERA (47ER/103IP) and 129 strikeouts...prior to his promotion to Triple A, was ranking second in the Texas League in strikeouts with 120...was a Double A Texas League Midseason **ALL-STAR**...named the Astros Minor League Pitcher of the Month for July.

MINOR LEAGUES:

- Went a combined 7-8 with a 4.16 ERA (51ER/110.1IP) and 126 strikeouts in 25 games (18 starts) between Double A Corpus Christi (12g) and Class A Advanced Buies Creek (13g) in **2017**...impressed in five Spring Training games with the Astros as a minor league call-up, striking out seven batters in 7.0 innings... pitched in the Arizona Fall League in 2017, going 1-1 with a 3.20 ERA (7ER/19.2IP) and 14 strikeouts in six starts for the Mesa Solar Sox.
- Pitched at four levels in the Astros system in **2016**, combining to go 4-5 with a 3.19 ERA (26ER/73.1IP) and 79 strikeouts...began the year at Rookie Level Greeneville and was named the Appalachian League Pitcher of the Week (June 27-July 3).
- Began his professional career in **2015** with the Dominican Summer League Astros, going 4-1 with a 3.68 ERA (15ER/36.2IP) and 36 strikeouts in 16 games.

FRAMBER VALDEZ PINALES

Year	Team	W	L	ERA	G	GS	CG	SHO	SV	IP	H	R	ER	HR	HB	BB	SO	WP	BK	AVG
2015	DSL Astros Blue (R)	4	1	3.68	16	0	0	0	3	36.2	36	19	15	1	2	17	36	9	1	.259
2016	Greeneville (R)	1	0	1.69	2	2	0	0	0	10.2	7	2	2	0	1	3	15	0	1	.179
	Tri-City (A)	2	1	3.74	5	2	0	0	0	21.2	22	10	9	0	2	7	28	1	0	.259
	Quad Cities (A)	1	3	3.06	6	6	1	0	0	35.1	31	15	12	1	1	11	35	2	0	.244
	Lancaster (A)	0	1	4.76	1	1	0	0	0	5.2	8	5	3	0	0	2	1	0	0	.333
2017	Buies Creek (A)	2	3	2.79	13	9	0	0	1	61.1	41	24	19	3	3	29	73	6	1	.185
	Corpus Christi (AA)	5	5	5.88	12	9	0	0	0	49.0	60	33	32	4	5	23	53	3	1	.306
2018	Corpus Christi (AA)	4	5	4.10	20	13	0	0	1	94.1	92	47	43	7	4	29	120	1	2	.256
	Fresno (AAA)	2	0	4.15	2	1	0	0	0	8.2	8	4	4	0	1	3	9	0	0	.250
	HOUSTON	4	1	2.19	8	5	0	0	0	37.0	22	10	9	3	4	24	34	5	0	.175
2019	HOUSTON	4	7	5.86	26	8	0	0	0	70.2	74	51	46	9	4	44	68	4	1	.267
	Round Rock (AAA)	5	2	3.25	10	7	0	0	1	44.1	29	18	16	3	4	17	69	5	2	.185
2020	HOUSTON	5	3	3.57	11	10	0	0	0	70.2	63	32	28	5	5	16	76	6	1	.240
2021	Sugar Land (AAA)#	0	1	1.29	2	2	0	0	0	7.0	9	5	1	0	0	2	5	1	0	.290
	HOUSTON	11	6	3.14	22	22	1	0	0	134.2	110	52	47	12	11	58	125	9	2	.220
2022	HOUSTON	17	6	2.82	31	31	3	1	0	201.1	166	71	63	11	11	67	194	11	1	.223
2023	HOUSTON	12	11	3.45	31	31	2	2	0	198.0	166	86	76	19	10	57	200	6	0	.228
MINOR LEAGUE TOTALS		26	22	3.75	89	52	1	0	6	374.2	343	182	156	19	23	143	444	28	8	.243
MAJOR LEAGUE TOTALS		53	34	3.40	129	107	6	3	0	712.1	601	302	269	59	45	266	697	41	5	.228

#Rehab Appearance

VALDEZ IN THE POSTSEASON

WILD CARD SERIES RECORD

Year	Team/Opponent	W	L	ERA	G	GS	CG	SHO	SV	IP	H	R	ER	HR	HB	BB	SO	WP	BK	AVG
2020	HOU/MIN	1	0	0.00	1	0	0	0	0	5.0	2	0	0	0	0	2	5	0	0	.125

DIVISION SERIES RECORD

Year	Team/Opponent	W	L	ERA	G	GS	CG	SHO	SV	IP	H	R	ER	HR	HB	BB	SO	WP	BK	AVG
2020	HOU/OAK	1	0	2.57	1	1	0	0	0	7.0	5	2	2	2	0	1	4	0	0	.217
2021	HOU/CWS	0	0	8.31	1	1	0	0	0	4.1	7	4	4	0	1	1	6	0	0	.389
2022	HOU/SEA	0	0	3.18	1	1	0	0	0	5.2	4	2	2	0	0	3	6	0	0	.190
2023	HOU/MIN	0	1	10.38	1	1	0	0	0	4.1	7	5	5	1	0	3	5	0	0	.389
TOTALS		1	1	5.48	4	4	0	0	0	21.1	23	13	13	3	1	8	21	0	0	.288

CHAMPIONSHIP SERIES RECORD

Year	Team/Opponent	W	L	ERA	G	GS	CG	SHO	SV	IP	H	R	ER	HR	HB	BB	SO	WP	BK	AVG
2020	HOU/TB	1	1	2.25	2	2	0	0	0	12.0	7	3	3	1	0	7	17	0	0	.171
2021	HOU/BOS	1	0	2.53	2	2	0	0	0	10.2	9	4	3	2	1	4	7	0	0	.237
2022	HOU/NYY	1	0	0.00	1	1	0	0	0	7.0	4	2	0	0	0	0	9	0	0	.154
2023	HOU/TEX	3	3	8.22	2	2	0	0	0	7.2	12	8	7	3	1	3	12	0	0	.343
TOTALS		3	3	3.13	7	7	0	0	0	37.1	32	17	13	6	2	14	45	0	0	.229

WORLD SERIES RECORD


Year	Team/Opponent	W	L	ERA	G	GS	CG	SHO	SV	IP	H	R	ER	HR	HB	BB	SO	WP	BK	AVG
2021	HOU/ATL	0	1	19.29	2	2	0	0	0	4.2	12	10	10	4	0	3	3	0	0	.462
2022	HOU/PHI	2	0	1.46	2	2	0	0	0	12.1	6	2	2	1	1	5	18	0	0	.150
TOTALS		2	1	6.35	4	4	0	0	0	17.0	18	12	12	5	1	8	21	0	0	.273

VALDEZ CAREER TRANSACTIONS

- Signed as a non-drafted free agent on March 18, 2015.
- On Injured List, April 1-May 28, 2021 (fractured left ring finger).

VALDEZ GAME HIGHS

Longest Winning Streak:	6 (2x) -- last, July 24-Aug. 30, 2022
Longest Losing Streak:	4 -- June 20-July 15, 2019
Strikeouts:	13 (2x) -- last, July 15, 2023 at Los Angeles (AL)
Walks:	6 (3x) -- last, July 24, 2021 vs. Texas
Innings (starter):	9.0 (4x) -- last, Aug. 1, 2023 vs. Cleveland
Innings (relief):	6.1 -- Aug. 2, 2020 at Los Angeles (AL)
Low-Hit Game (CG):	0 -- Aug. 1, 2023 vs. Cleveland



JUSTIN VERLANDER

35
RHP

B/T	HEIGHT	WEIGHT
R/R	6'5"	235

Born: 2/20/83 in Manakin, Sabot, VA

Resides: Beverly Hills, CA

Opening Day Age: 30

Contract Status: Signed through 2024 with vesting option for 2025

Acquired: From New York (NL) in exchange for OF Ryan Clifford and OF Drew Gilbert on Aug. 1, 2023.

ML Service: 18.002

CAREER HIGHLIGHTS:

- The nine-time **ALL-STAR** (2007, 2009-13, 2019), three-time AL Cy Young Award winner (2011, '19 and '22), ALCS MVP, 2011 AL MVP and 2006 AL Rookie of the Year has pitched 18 seasons in the Majors with Detroit (2005-17) New York (NL) (2023) and Houston (2017-22, 2023).
- Returned to the Astros at the 2023 Trade Deadline after a brief stint with the New York Mets, who he signed with in free agency prior to the season...had spent parts of the previous six years in the Astros organization, helping guide the club to its first two World Series titles (2017 and '22) while winning a pair of AL Cy Young Awards (2019 and '22).
- Owns a career 257-141 (.646) record with a 3.24 ERA (1197ER/3325.IIP), 26 complete games, nine shutouts and 3,342 strikeouts in 509 starts.
- Ranks 12th in Major League history in strikeouts, is tied for 20th in quality starts and is 41st in wins... among active players, ranks first in wins and quality starts, and is second in games started, innings pitched and strikeouts...trails RHP Zack Greinke in innings pitched (3389.1) and games started (541), and trails RHP Max Scherzer in strikeouts (3367).
- Is one of 19 pitchers in Major League history to reach 3,000 career strikeouts and is one of eight pitchers to record 200-plus strikeouts in at least nine separate seasons...in the Modern Era (since 1901) is one of just 15 pitchers to record at least 250 career wins and 3,000 career strikeouts.
- Made the 500th start of his career on Aug. 11, 2023 vs. LAA...among Modern Era pitchers (since 1901), ranks 38th all-time with 509 career starts, directly behind Hall-of-Fame RHP Jim Bunning (519).
- Is one of 11 pitchers in MLB history to win three Cy Youngs...won the award with the Astros in 2019 and 2022, and with the Tigers in 2011...is one of two pitchers in MLB history to have won the MVP, Cy Young and Rookie of the Year (also, Don Newcombe)...is the only pitcher to win an MVP, Rookie of the Year and multiple Cy Young Awards.
- Was a crucial piece in the Astros' run to a third straight American League West Division title following his re-acquisition in 2023...went 7-3 with a 3.31 ERA (25ER/68IP) in 11 starts to close out the season, also winning the AL Player of the Week Award for the final week of the regular season.

BROADCAST NOTES

- Graduated from Goochland High School (VA) in 2001...posted a 0.38 ERA with 144 strikeouts in 72.0 innings his senior year.
- Went on to star at Old Dominion University, where he pitched three years (2002-04), posting a 2.57 ERA with 427 strikeouts in his collegiate career... is the all time strikeout leader in ODU history and in Virginia baseball history...had his jersey No. 35 retired by ODU in 2010 and was inducted into the ODU Sports Hall of Fame in 2012.
- Saw action with Team USA during the summer of 2003, and helped lead the club to the silver medal at the Pan American Games.
- Selected by Detroit with the second overall pick in the first round of the 2004 draft...was passed over by the Padres, who selected SS Matt Bush first overall...signed by Tigers scout Bill Buck.
- **IN THE COMMUNITY:** Has been heavily involved in his communities off the field throughout his career, focusing on humane societies and veterans...in 2019, he and his wife, Kate, launched the program Adopt. Rescue. Heal. through the Wins for Warriors Foundation...the program rescues dogs from animal shelters and then trains them as service animals for military families in need.
- Following Hurricane Harvey in 2017, he and the Wins for Warriors Foundation launched a grant-making program to provide financial assistance to military and veteran families impacted by the hurricane...he personally donated \$100,000 towards starting the fund, and committed his entire playoff share to Wins for Warriors...the Astros Foundation also matched the grants awarded up to \$100,000.
- While in Detroit, was the recipient of the Bob Feller Act of Valor Award in 2013 for his dedication to service men and women...was also the Tigers nominee for the 2014 Roberto Clemente Award.
- Originally acquired by Houston in a five-player deal with the Tigers on Aug. 31, 2017...reached free agency following the 2022 season and signed a two-year contract with a vesting option for 2025 with the Mets...was re-acquired by Houston on Aug. 1, 2023 in exchange for minor league outfielders Drew Gilbert and Ryan Clifford.

- Won the 2022 AL Cy Young Award with the Astros despite missing nearly all of the 2020-21 seasons while recovering from Tommy John surgery...his 1.75 ERA (34ER/175IP) was the lowest ever by an Astros pitcher in a full season, besting RHP Roger Clemens' 1.87 ERA in 2005, and was the lowest by any AL pitcher in a full season since RHP Pedro Martinez posted a 1.74 ERA with the Boston Red Sox in 2000...he became the first pitcher in Astros history to win multiple Cy Young Awards with the club.
- Is one of six pitchers in Major League history with three career no-hitters...also RHP Nolan Ryan (7), LHP Sandy Koufax (4), RHP Bob Feller (3), RHP Cy Young (3) and RHP Larry Corcoran (3)...Verlander's first two no-hitters came with the Tigers (June 12, 2007 vs. MIL and May 7, 2011 vs. TOR), while his third came with the Astros (Sept. 1, 2019 at TOR).
- Has been selected to nine **ALL-STAR** games, trailing only LHP Clayton Kershaw (10) for the most by an active pitcher...started the 2019 and 2012 All-Star Games, becoming the 33rd pitcher in MLB history to start multiple All-Star Games.
- Has gone 17-12 with a 3.58 ERA (90ER/226IP) in 38 career **POSTSEASON** appearances (37 starts)...is the all-time Major League postseason leader in strikeouts (244) and ranks second in wins, games started and innings pitched...is 9-1 with a 2.86 ERA (27ER/85IP) in 15 career games in the DS, the most DS wins in MLB history.
- Has won five AL Pitcher of the Month awards (May 2009, June 2011, Sept. 2012, July 2016, May 2018) and one AL Rookie of the Month award (May 2006)...is a nine-time AL Player of the Week award winner (May 28, 2006, June 17, 2007, May 8, 2011, June 19, 2011, Sept. 18, 2011, Sept. 30, 2012, April 15, 2018, Sept. 16, 2018, Sept. 1, 2019, Oct. 2, 2023)...is tied with Randy Johnson for the third-most Player of the Week awards by a pitcher since the award's inception in 1973, trailing only Nolan Ryan (13) and Roger Clemens (11).
- Began his Astros career in 2017 by going 9-0 in his first nine games with the club (five regular season, four postseason)...posted a 1.23 ERA (8ER/58.2IP) and 67 strikeouts in that span, which included wins in Games 1 and 4 of the ALDS vs. BOS, and Games 2 and 6 of the ALCS vs. NY.
- Had a banner 2019 season, winning his second Cy Young Award with one of the most remarkable seasons in recent history...threw his third-career no-hitter, started the All-Star Game and achieved many career milestones, such as 3,000 career strikeouts and his first-career 300-strikeout season.
- Received 2017 ALCS MVP honors after going 2-0 with a 0.56 ERA (1ER/16IP) in two starts, striking out 21 while allowing only 10 hits and two walks...had a complete game, 13-strikeout effort in Game 2.
- His 2,373 strikeouts in a Tigers uniform rank second in club history to LHP Mickey Lolich (2,679).
- Named the AL Most Valuable Player and was unanimously voted the AL Cy Young Award winner in 2011...became the 10th pitcher in Major League history to win both the Most Valuable Player and Cy Young Awards during the same season, joining RHP Don Newcombe (1956), LHP Sandy Koufax (1963), RHP Bob Gibson (1968), RHP Denny McLain (1968), LHP Vida Blue (1971), RHP Rollie Fingers (1981), LHP Guillermo Hernandez (1984), RHP Roger Clemens (1986) and RHP Dennis Eckersley (1992).
- Earned a spot on the U.S. Team for the Futures Game held at Comerica Park prior to Major League Baseball's 2005 All-Star Game...tossed a scoreless inning as he started for the U.S. Team.

2023 SEASON:

- Began the season with the Mets after signing a free-agent contract in the offseason but returned to the Astros in a Trade Deadline deal...went a combined 13-8 with a 3.22 ERA (58ER/162.1IP) and 144 strikeouts in 27 starts.
- Among Major League pitchers with at least 160 innings pitched, he ranked ninth in ERA.
- Was pivotal to the Astros' run to the American League West Division title, going 7-3 with a 3.31 ERA (25ER/68IP) in 11 starts with the Astros to finish out the regular season...six of his 11 starts with the Astros were quality starts.
- Was acquired by the Astros from the Mets on Aug. 1 in exchange for minor league OFs Ryan Clifford and Drew Gilbert.
- Began the season on the IL with a low-grade strain of the teres major muscle in his right shoulder...was activated from the IL on May 4.
- Was superb in his final seven starts with the Mets, going 4-1 with a 1.49 ERA (7ER/42.1IP) while holding opponents to a .178 batting average in those outings.
- Picked up the 250th win of his career on July 30 vs WAS, in what was his last start for the Mets.
- Made the 500th start of his career on Aug. 11 vs LAA...became the 39th Modern Era pitcher (since 1901) to reach the plateau.
- Was at his best with the Astros when pitching on the road, going 5-1 with a 1.95 ERA (8ER/37IP) through six road starts with the club.
- Had his finest start of the season as an Astro in a crucial spot on Sept. 25 at Seattle, allowing one run and striking out eight batters through eight innngs while picking up the winning decision...guided the Astros to a win in their series opener in Seattle en route to winning two-out-of-three in the penultimate series of the regular season.

- Tossed 5.0 scoreless innings and picked up the win in his final start of the season on Sept. 30 at Arizona...the Astros went on to win the contest 1-0 and clinched a postseason berth with the victory.
- Won AL Player of the Week for the final week of the regular season...went 2-0 with a 0.69 ERA (1ER/13IP) in his two starts during the week...marked his 10th career weekly award, tying him with Randy Johnson for the fourth-most since the award was created in 1973...is one of four pitchers to win at least 10 weekly awards, along with Johnson, Nolan Ryan (13) and Roger Clemens (11).
- Made three starts in the **POSTSEASON** and went 1-1 with a 2.95 ERA (6ER/18.1IP) while logging two quality starts...tossed six scoreless innings in Game 1 of the ALDS vs. Minnesota in a 6-4 Astros victory...picked up his ninth career win in a DS, which are the most in Major League postseason history.

2022 SEASON:

- Put together one of the most dominant seasons by a starting pitcher in Astros history, resulting in his third career AL Cy Young Award and his second with the Astros...went 18-4 with a 1.75 ERA (34ER/175IP) through 28 starts.
- Logged the lowest ERA in a full season by an Astros starting pitcher, besting a 1.87 ERA by Roger Clemens in 2005...was the lowest ERA in a full season by an AL starting pitcher since RHP Pedro Martinez recorded a 1.74 ERA in 2000 with Boston.
- Along with winning the AL Cy Young Award, he finished 10th in AL MVP voting, giving him the fourth top-10 finish for the award in his career.
- Did not allow a homer in his final 10 starts, which covered 58.2 innings pitched...ranked third in the AL in homers per 9.0 (0.62) and posted the lowest ratio by a right-handed pitcher in the AL this season.
- Had three starts in which he did not allow a hit...two of them were 5.0-inning outings and the third was 6.0 innings...is the first pitcher in MLB history to make three hitless starts of five-plus innings in a single season.
- Reached 3,000 career innings pitched on April 16 at Seattle...became the 138th pitcher in MLB history to achieve that feat...also became the 17th pitcher in MLB history to record 3,000 innings pitched and 3,000 strikeouts.
- Struck out 10-plus on four occasions...topped out with 12 strikeouts on June 7 vs. Seattle (1ER/7IP)...earned his 50th career win as an Astro that game, becoming the 21st pitcher in club history to reach that mark.
- Tossed five-plus innings and did not allow a run in 10 of his 28 starts (35.7%)...was the only Major League pitcher to do so in 10 outings.
- Selected as an **ALL-STAR** for the ninth time in his career, but did not pitch in the game.
- Had a season-high nine-game winning streak from June 24-Sept. 22...during the streak, he recorded a 1.34 ERA (12ER/80.2IP) with 86 strikeouts...was his longest single-season winning streak since he won 12 straight decisions from July 21-Sept. 18, 2011.
- Was healthy for nearly the entire season, missing just 3 starts from Aug. 30-Sept. 6 due to an injured right calf...in his 3 starts after his return, posted a 1.50 ERA (3ER/18IP)...had made just one start in the previous two seasons while recovering from Tommy John surgery.
- Went 2-0 in four **POSTSEASON** starts, striking out 25 in 20 innings...the Astros went 3-1 in the games Verlander pitched during the postseason.
- Tossed an impressive six innings while allowing one run in Game 1 of the ALCS vs. NYY...struck out 11 while allowing just 1 walk in the contest
- Earned his first career World Series win in Game 5 vs. PHI, tossing five innings while allowing just one run and striking out six batters...became the fourth-oldest starting pitcher ever to earn a win in the World Series...had most World Series starts ever without recording a win prior to Game 5.

2021 SEASON:

- Missed the entire season while recovering from Tommy John surgery, performed on Sept. 30, 2020.

2020 SEASON:

- Made one start for the Astros, earning the win on Opening Day, July 24 vs. Seattle (2ER/6IP)...placed on the 10-day IL on July 27 with a right forearm strain...rehabbed the injury in an attempt to comeback in September but ultimately underwent Tommy John surgery on Sept. 30.
- Marked just his second appearance on the Major League injured list in his 15-year career.
- His start on **OPENING DAY** was his eighth consecutive and his third straight for the Astros...is one of 10 pitchers in MLB history to make 12 career Opening Day starts, with eight of the other nine being Hall of Famers...in his Opening Day starts, Verlander has gone 5-1 with a 3.67 ERA (29ER/71IP), which includes victories in four straight Opening Days (three with Houston).

2019 SEASON:

- Won his second Cy Young Award, threw his third no-hitter, started the All-Star Game, reached 3,000 career strikeouts and had his first 300-strikeout season...led MLB in wins, opponent batting average (.172), WHIP (0.80) and innings (223), ranked tied for first in quality starts (26) and second in strikeouts...ranked second in the AL in ERA.
- Posted a career-best WHIP (0.80), the third-best WHIP in a single season in the modern era (since 1900), behind Pedro Martinez (0.74 in 2000) and Walter Johnson (0.77 in 1913).
- Posted a .172 opponent average, which was the seventh-best mark in MLB's modern era...was best mark since Pedro Martinez in 2000 (.167).
- Won at least 20 games for the second time in his career (also 24 wins in 2011)...his 21 wins ranked tied for second in a season in Astros history with Jose Lima (21 in 1999) and Joe Niekro (21 in 1979), behind Mike Hampton (22 in 1999).
- Threw his third career no-hitter on Sept. 1 at TOR, striking out 14 batters in 9.0 innings...became the sixth pitcher in MLB history with at least three career no-hitters, joining Nolan Ryan (7), Sandy Koufax (4), Bob Feller (3), Cy Young (3) and Larry Corcoran (3)...was the 13th no-hitter in club history and the 11th individual no-hitter in club history...the no-hitter also was Verlander's second no-hitter at Rogers Centre (also May 7, 2011)...became the first pitcher in MLB history with multiple no-hitters at a single road venue.
- Became the third pitcher all-time with multiple no-hitters against a single team, joining Addie Joss vs. CWS (1908, 1910) and Tim Lincecum vs. SD (2013-14)...became the eighth pitcher in MLB history to throw a no-hitter with multiple teams, joining Mike Fiers, Randy Johnson, Hideo Nomo, Jim Bunning, Nolan Ryan, Theodore Breitenstein and Cy Young.
- Became the 18th pitcher in Major League history to record 3,000 career strikeouts when he reached that total in his final start of the season on Sept. 28 at LAA...his 3,000th strikeout was his sixth on the night, a swinging strikeout of Angels RF Kole Calhoun, who reached first on what was ruled a wild pitch...recorded 12 strikeouts on the night, which was the exact number he needed to reach 300 strikeouts for the season for the first time in his career...became the second pitcher in MLB history to reach 300 strikeouts for a season and 3,000 strikeouts for a career within the same game, joining LHP Randy Johnson, who did so on Sept. 10, 2000 at FLA, while pitching for the Diamondbacks...reached strikeout number 3,000 on inning number 2,979.2, and in his 453rd game...per Elias Sports, became the fourth-quickest to 3,000 strikeouts by innings and the fifth-quickest in terms of games.
- Climbed MLB's all-time strikeout leaderboard, surpassing Frank Tanana (2,773), Cy Young (2,806), Mike Mussina (2,813), Mickey Lolich (2,832) and Jim Bunning (2,855)...moved into 18th all-time (3,006).
- Was named to the 2019 **AL ALL-STAR** Team via the player vote, his eighth-career All-Star nomination.
- Received 267 player votes, the most among all pitchers...became the 33rd pitcher in history to make multiple ASG starts, and the 12th to do so for different teams, joining HOFers Randy Johnson, Jack Morris, Steve Carlton and Roy Halladay.
- Started for the Astros on **OPENING DAY** on March 28 at TB...marked his 11th career Opening Day start...earned the win with his 7.0 innings of one-run ball and nine strikeouts...his nine strikeouts tied Mike Scott (1988) for the second-most on an Opening Day in Astros history.
- Over a four-start stretch from April 13-29, posted a 1.33 ERA (4ER/27) with 37 strikeouts...allowed just one earned run in each start, all via solo home runs...became just the second pitcher in MLB history to allow one run in four straight starts, all via solo homers, joining Greg Harris in 1991.
- Struck out a career-high 15 batters while issuing no walks over 7.0 innings on June 12 vs. MIL...became the second pitcher in Astros history to post 15+ strikeouts and no walks in a game, joining Randy Johnson on Aug. 28, 1998 vs. PIT...at 36 years, 112 days old, became the fourth-oldest MLB pitcher to post 15+ strikeouts and no walks in a game, behind a 43-year-old Nolan Ryan (15 SO on 8/17/90), a 37-year-old Randy Johnson (20 SO on 5/8/01) and a 37-year-old John Smoltz (37 on 4/10/05)...became the second pitcher in MLB history to strike out 15 batters in 100 total pitches or less, joining Félix Hernández (June 8, 2014 at TB).
- Posted 10+ strikeouts in seven consecutive games from July 19-Aug. 21, a franchise record that was later broken by Gerrit Cole (9 straight starts)...struck out 79 batters over 46.0 innings pitched during the run, which was good for a 15.46 strikeouts per 9.0 innings ratio...struck out nearly half of the 175 batters he faced (45.1% strikeout rate).
- Was named the AL Player of the Week for the week ending Sept. 1...in two starts during the week (including his no-hitter on Sept. 1 at TOR), went 2-0 while throwing 14.1 scoreless innings, striking out 18 batters with one walk and four hits allowed (.085 opponent average)...was his ninth-career Player of the Week award, and first since Sept. of 2018.
- Started six games for the Astros in the **POSTSEASON**, the most ever by an Astros pitcher in a single postseason in club history...went 1-4 with a 4.33 ERA (17ER/35.1IP) and 38 strikeouts in the postseason...threw 7.0 scoreless innings, allowing one hit, while striking out eight batters in Game 1 of the ALDS vs. TB...became the 14th pitcher in MLB postseason history to toss 7.0 scoreless innings of one-hit ball...marked his fifth scoreless outing in his postseason career...notched his eighth career Division Series victory, a Major League record, surpassing John Smoltz and Andy Pettitte...threw 6.2 innings, allowing two earned runs on five hits, while striking out seven batters in Game 2 of the ALCS vs. NYY...became the first pitcher in MLB history to reach 200 career postseason strikeouts.

ASTROS
FRONT OFFICEASTROS
COACHING STAFFVERLANDER,
JUSTINSCOUTING & PLAYER
DEVELOPMENT2023 SEASON
IN REVIEW2024
OPPONENTSHISTORY &
RECORDSSPRING
TRAININGMEDIA
INFORMATIONMINUTE MAID
PARK

2018 SEASON:

- Finished second in the AL Cy Young voting...was named to his seventh-career AL **ALL-STAR** team, was the AL Pitcher of the Month for May, and received two AL Player of the Week awards (April 9-15, Sept. 10-16)...surpassed 200 career wins and 2,500 career strikeouts.
- Led the AL in strikeouts (290), quality starts (26), WAR (6.8, Fangraphs), opponent on-base percentage (.242) strikeout to walk ratio (7.84) and WHIP (0.90) while ranking tied for first in starts (34), second in innings pitched (214), second in strikeouts per 9.0 innings (12.20) and second in walks per 9.0 innings (1.56).
- Set a single-season franchise record for WHIP (0.90), topping Mike Scott's 0.92 WHIP set in 1986...also set single-season franchise records for opponent OBP (.242) and strikeout to walk ratio (7.84).
- Recorded his 200th-career win on Aug. 19 at OAK.
- Led the Majors in road wins (12) and ranked third in road ERA (2.14)...tied the second-most road wins in a season in club history with Jose Lima (1999), behind Joe Niekro (13 in 1979).
- Surpassed 19 pitchers to move up to 23rd all-time in MLB history in strikeouts (2,706).
- Struck out 38.9% of all LHH he faced, the second-best mark among MLB starters.
- Started for the Astros on **OPENING DAY** on March 29 at TEX in what was his 10th-career Opening Day start...pitched Houston to a 4-1 win...marked the sixth-consecutive Opening Day game that he pitched his club to a victory.
- Tabbed the AL POTW from April 9-15...went 1-0 with an 0.60 ERA (1ER/15IP) and 20 strikeouts in his two starts, allowing just five hits and two walks for an opponent batting average of .100 (5x50).
- Dominated the Rangers on April 15 in Houston, tossing 8.0 innings while allowing one run on one hit with 11 strikeouts...did not factor into the decision in the Astros 3-1 loss in 10 innings...per STATS Inc., Verlander (11K, 1H) and Rangers starter Bartolo Colon (7K, 1H) became the first opposing starters in the live-ball era to combine for at least 18 strikeouts and two-or-fewer hits allowed.
- Posted an 11-game regular season winning streak that spanned from Aug. 20, 2017-April 25, 2018...joined Roger Clemens (2004) as the only pitchers to start their careers with the Astros on a nine-game regular season winning streak.
- On May 1 vs. NYY, struck out 14 hitters over 8.0 scoreless innings, allowing just three hits...became the fourth pitcher in MLB history to strike out 14+ Yankees hitters without a walk in a single game...also Pedro Martinez (17 on Sept. 10, 1999), Curt Schilling (16 on Sept. 1, 1997) and Urban Shocker (14 on July 13, 1920).
- Tossed a five-hit complete game shutout on May 16 at LAA...struck out seven batters on 118 pitches, reaching 2,500 career strikeouts...struck out Shohei Ohtani for his 2,500th career strikeout...was his first shutout since Aug. 26, 2015 vs. LAA.
- Posted a 1.08 ERA through his first 11 starts of the season...marked the lowest ERA by a pitcher through his first 11 starts of a season since 2010.
- Was named the AL Pitcher of the Month for May...marked his fifth career monthly award (also July 2016, Sept. 2012, June 2011, May 2009)...joined Corey Kluber as the only active pitchers with five career Pitcher of the Month Awards...posted the third-lowest ERA (0.86) in a single month of May in team history, behind Nolan Ryan (0.20 ERA in 1984) and Mike Cuellar (0.86 ERA in 1968).
- Allowed one earned run or less in six straight starts from May 1-28, the second-longest streak of his career (7-game run during his 2011 MVP season)...became the first AL pitcher since Tom Candiotti (1991) to allow one earned run or less in each of his first six road starts of a season.
- Allowed three earned runs or fewer in each of his first 21 career starts with Houston, a club record (previously 14 starts by Darryl Kile in 1991)...was the second-longest streak in club history, behind Larry Dierker's 22-start streak set from 1972-74.
- Had the best first-half to a season of his career...his 160 strikeouts, 2.05 ERA, .180 opponent batting average and .544 opponent OPS were all career-best marks in a single season prior to the ASG...his 2.05 ERA ranked fourth in franchise history for a single season prior to the All-Star Break (min. 100IP), behind Roger Clemens (1.48 in 2005), Mike Cuellar (1.78 in 1966) and J.R. Richard (1.96 in 1980).
- Recorded his 200th-career win on Aug. 19 at OAK...joined a group of 19 pitchers who reached 200 wins within 412 games or fewer...that group includes 13 Hall of Famers: Pete Alexander (HOF, 350g), Juan Marichal (HOF, 355g), Walter Johnson (HOF, 370g), Tom Seaver (HOF, 384g), Mike Mussina (389g), Roger Clemens (392g), Whitey Ford (HOF, 395g), Greg Maddux (HOF, 396g), Jim Palmer (HOF, 397g), Bob Feller (HOF, 400g), Randy Johnson (HOF, 401g), Andy Pettitte (401g), CC Sabathia (401g), Carl Hubbell (HOF, 402g), Bob Gibson (HOF, 404g), Roy Halladay (406g), Warren Spahn (HOF, 409g), Stan Coveleski (HOF, 409g) and Tim Lincecum (412g).
- Posted 26.0 consecutive scoreless innings at Angel Stadium from Sept. 12, 2017-Aug. 25, 2018, the fourth-longest streak at the venue by a visiting player all-time and the longest since Mel Stottlemyre's 31-inning streak from 1971-73.
- Made three starts in the **POSTSEASON**, going 2-1 with a 4.15 ERA (8ER/17.1IP) and 17 strikeouts...became the club's all-time leader in postseason wins (6) and strikeouts (55).
- Earned his 12th-career postseason victory in Game 1 of the ALDS vs. CLE, pitching Houston to a 7-2 win over the Indians at Minute Maid Park...gave up 2 runs on 2 hits over 5.1 innings pitched, striking out 7 with 2 walks...improved to 7-0 with a 2.38 ERA (17ER/64.1IP) in 11 career games in the Division Series, tying John Smoltz and Andy Pettitte for the most Division Series wins in MLB history.

- Pitched Houston to a 7-2 win at Fenway Park in Game 1 of the ALCS...allowed two runs on two hits over 6.0 innings pitched...walked four batters, tying his postseason single-game career-high (also 2006 ALDS Game 2 vs. NYY and 2012 ALDS Game 1 vs. OAK)...was his third consecutive victory in the League Championship Series...became the first pitcher to record a win in three consecutive LCS starts since Roy Oswalt (2005-10).
- Took the loss in Game 5 of the ALCS vs. BOS, snapping his consecutive scoreless innings streak in elimination games at 26.0 innings (MLB record)...gave up four runs on seven hits in 6.0 innings.

2017 SEASON:

- Helped lead the Astros to a World Series title, taking home ALCS MVP honors.
- Eclipsed the 200 strikeout mark in a season split between the Astros and Tigers (219.0 total).
- Ranked among the top AL pitchers in quality starts (T-1st, 23), strikeouts (6th, 219), innings pitched (3rd, 206.0), opponent batting average (4th, .221), strikeouts per 9.0 innings (8th, 9.57) and ERA (8th)...ranked second in MLB in pitches per game (107.0).
- Posted an average fastball velocity of 95.2 miles per hour (per Fangraphs, 4th in the AL)...had not thrown that consistently hard since the 2010 season (96.1 mph).
- Went on an incredible run starting at the beginning of July...over his last 16 starts (since July 8), went 10-3 with a 1.92 ERA (23ER/108IP), 127 strikeouts and a .173 opponent batting average.
- Made five starts with the Astros to end the regular season...finished the month of September with a 5-0 record and a 1.06 ERA...per Elias, since 1913 only four other pitchers went 5-0 or better with an ERA below 2.00 in the month of September after being acquired from another team: LHP Art Nehf in 1919 for the Giants, RHP Doyle Alexander in 1987 for the Tigers, RHP Randy Johnson in 1998 for the Astros and RHP Doug Fister in 2011 for the Tigers.
- Had a dominant **POSTSEASON**, going 4-1 with a 2.21 ERA (9ER/36.2IP) across five starts and one relief appearance...earned the Esurance MLB Award for "Best Major Leaguer, Postseason," which he split with teammate Jose Altuve...was named the ALCS MVP after going 2-0 with a 0.56 ERA (1ER/16IP) in two starts, striking out 21...pitched an epic Game 2, tossing a complete game, allowing just one run on five hits with 13 strikeouts.
- Made his ninth career **OPENING DAY** start with the Tigers on April 4 against CWS...nine Opening Day starts ranked third in Tigers history behind RHP Jack Morris (11) and RHP George Mullin (10)...struck out 10 batters, which tied for the most by a Tigers pitcher on Opening Day since 1913, equaling the mark set by RHP Jean Dubuc in 1914 vs. the St. Louis Browns and LHP Mickey Lolich in 1966 at the New York Yankees and 1970 at the Washington Senators.
- On July 2 vs. CLE, snapped his streak of having struck out at least one batter in 331 consecutive games, which dated back to May 4, 2007...the streak ranked as the longest streak among active pitchers and was tied with RHP Curt Schilling for the sixth-longest streak among all pitchers since 1913.
- Made his Astros debut on Sept. 5 at SEA...allowed one run on six hits over 6.0 innings in the Astros 3-1 win...in his second start with Houston, pitched 8.0 shutout innings of one-hit ball.
- On Sept. 17 vs. SEA, made his Minute Maid Park debut...allowed only one run off three hits and a walk over 7.0 innings in the Astros AL West Division clinching 7-1 win over Seattle...struck out 10 batters...was the third time that he earned the win in a playoff clinching situation...previously did it on Sept. 24, 2006 and Sept. 24, 2014 while with Detroit.
- Did not allow more than two runs in his final eight starts...went 7-0 with a 1.31 ERA (8ER/55IP) and 69 strikeouts in that span.
- Won his first postseason appearance of the season in Game 1 of the ALDS vs. BOS...gave up two runs in 6.2 innings...moved to 5-0 with a 2.24 ERA (14ER/56.1IP) in nine career starts in the Division Series...became the second pitcher in MLB history to post a five-game winning streak in the Division Series...joined RHP John Smoltz, who went 7-0 in 16 career Division Series games from 1995-2009.
- Made his first-ever relief appearance in the Majors in Game 4 of the ALDS at BOS...got the win after throwing 2.2 innings of relief in Houston's 5-4 win to clinch the ALDS and advance to the ALCS...entered the game with one on and no outs in the 5th inning and gave up a two-run homer to the first batter he faced (Benintendi)...did not allow another hit over the rest of his outing, as he recorded eight outs to bridge the game over to RHP Ken Giles.
- Threw a complete game in Game 2 of the ALCS vs. NYY...set a new personal postseason single game-high with 13 strikeouts...was his fifth game of 11-or-more strikeouts in his postseason career, breaking a tie with LHP Randy Johnson for the most such games in postseason history.
- Led Houston to a 7-1 win, tossing 7.0 scoreless innings and allowing five hits and one walk with eight strikeouts in Game 6 of the ALCS vs. NYY...improved to 4-1 with a 1.21 ERA (5ER/37.1IP) and 41 strikeouts in five career postseason starts in elimination games...extended his scoreless innings streak in elimination games to 24.0 total innings...became the first pitcher in MLB postseason history to throw three consecutive scoreless starts in elimination games...became the second pitcher in club history to throw at least 7.0 scoreless innings in an elimination game, joining RHP Brandon Backe (2005 World Series Game 4)

- Joined RHP John Smoltz as the only pitchers in MLB postseason history with three starts of at least 7.0 innings and zero runs in elimination games...struck out eight Yankees batters, giving him 21 strikeouts in the ALCS...became the fourth pitcher in MLB history to strike out 20 Yankees batters in a single postseason series, joining RHP Bob Gibson (31 in the 1964 WS), RHP Curt Schilling (26 in the 2001 WS) and RHP Sandy Koufax (23 in the 1963 WS).
- Following the 2017 season was named the NY Chapter of the BBWAA co-winner of the Babe Ruth Award as Postseason MVP...shared the honors with teammate Jose Altuve.

2016 SEASON:

- Started 34 games with the Tigers and led the American League with 254 strikeouts...also led the AL with a 1.00 WHIP...ranked second in the AL with a 3.04 ERA, 227.2 innings pitched and a .207 (171x827) opponent batting average.
- Finished second in voting conducted by the BBWAA for the 2016 AL Cy Young Award...named Tiger of the Year by the Detroit chapter of the BBWAA...selected the Tigers nominee for the 2016 Marvin Miller Man of the Year award, which goes to the player whose on-field performance and contributions to his community most inspire others to higher levels of achievement.
- Picked up the third hit of his Major League career with a single in the second inning on April 5 at MIA...marked the first time a Tigers pitcher recorded a hit on **OPENING DAY** since LHP Mickey Lolich on April 6, 1971 vs. CLE...became the first AL pitcher to have a hit on Opening Day since LHP Ken Holtzman and RHP Bill Parsons in 1972.
- Struck out 10 batters on May 18 vs. MIN to reach the 2,000 career strikeout mark...struck out Eddie Rosario to end the 4th inning for his 2,000th strikeout, becoming the second pitcher in Tigers history to reach 2,000 strikeouts, joining LHP Mickey Lolich, and the 76th in MLB history.
- Named the Tigers Pitcher of the Month for May after starting six games during the month and posting a 2-3 record with a 3.16 ERA (15ER/ 42.2IP) and 46 strikeouts...finished the month tied for the AL lead with 46 strikeouts, while he was second with 42.2 innings pitched and fourth with a .185 opponent batting average.
- Named the AL Player of the Month for July after compiling a 4-0 record with a 1.69 ERA (42.2IP/8ER) and 48 strikeouts...led the AL with 48 strikeouts in July, while he was tied for the AL lead with 42.2 innings pitched, second with a .171 opponent batting average, tied for second with a 0.89 WHIP, and third with a 1.69 ERA.
- Picked up his 15th win of the season in the second game of the doubleheader on Sept. 22 at MIN, throwing 6.0 innings and allowing two runs on four hits with two walks and 11 strikeouts...marked his eighth 15-win season as a member of the Tigers...according to the Elias Sports Bureau, became one four pitchers who debuted in the era of free agency with eight 15-win seasons for one team, joining RHP Jack Morris, who had 10 for the Tigers, LHP Tom Glavine, who had nine for the Braves and RHP Greg Maddux, who had 11 for the Braves.
- Selected Tigers Pitcher for the month of September after posting a 2-1 record with a 1.93 ERA (7ER/32.2IP), 24 hits allowed, 10 walks and 48 strikeouts in five starts...led the AL with 48 strikeouts in September, while he was third with a 1.93 ERA, sixth with a .203 (24x118) opponent batting average and eighth with a 1.04 WHIP.
- Finished the season by allowing three runs-or-fewer in 17 of his last 18 starts dating back to July 1...over the 18-start stretch, posted a 9-3 record with a 1.98 ERA (27ER/123IP), 81 hits allowed, 29 walks and 147 strikeouts...led the AL with a 1.98 ERA, 147 strikeouts, a .184 opponent batting average and a 0.89 WHIP during the stretch, while he was tied for the AL lead with 123.0 innings pitched.
- Left-handed hitters posted a .187 (76x406) batting average, while right-handers batted .226 (95x421) against him.
- Went 10-5 with a 3.07 ERA (44ER/129IP) and 151 strikeouts in 19 starts at Comerica Park, while he was 6-4 with a 3.01 ERA (98.2IP/33ER) and 103 strikeouts in 15 road starts...ranked sixth in the AL with a 3.07 home ERA, while he was seventh with a 3.01 road ERA.

2015 SEASON:

- Completed his 10th season with the Tigers, starting 20 games and compiling a 5-8 record with a 3.38 ERA (50ER/133.1IP) and 113 strikeouts.
- Sidelined from April 8-June 13 (right triceps strain).
- Reached the 2,000 career innings mark on July 5 vs. TOR...became the 11th pitcher in Tigers history to throw 2,000.0 innings.
- Named Tigers Pitcher of the Month for August after posting a 1-3 record with a 1.50 ERA (6ER/36IP) and 36 strikeouts in five starts...ranked third in the AL in ERA during August, while he was fifth with a .177 opponent batting average.
- Carried a no-hitter into the ninth inning on Aug. 26 vs. LAA and finished the game with a one-hit shutout, allowing two walks and nine strikeouts.

- Allowed just one earned run over four starts from Aug. 9-26, compiling a 0.31 ERA (1ER/29IP)... according to the Elias Sports Bureau, it was the lowest ERA for Verlander over any four-start span in his Major League career.
- Selected the Tigers Pitcher of the Month for September after going 3-2 with a 3.27 ERA (15ER/41.1IP) and 33 strikeouts in six starts.
- Finished the season by recording a quality start in 12 of his last 14 starts...over the 14-start stretch, he posted a 2.27 ERA (99.1IP/25ER) with 74 hits allowed, 20 walks and 91 strikeouts...his 2.27 ERA led all AL pitchers dating back to July 24.

2014 SEASON:

- Tabbed the Tigers **OPENING DAY** starter for the seventh straight year.
- Rated as possessing the third-best curveball in the American League by *Baseball America*.
- Tabbed the Tigers nominee for the Roberto Clemente Award, given annually to the player that best exemplifies the game of baseball, sportsmanship, community involvement and the individual's contribution to his team, as voted on by baseball fans and members of the media.
- Knocked the first two hits of his Major League career on April 12 at SD...finished the day 2x3 with a run scored to become the fourth pitcher in franchise history to have a multi-hit game since the start of Interleague play in 1997.
- Missed his scheduled start on Aug. 16 vs. SEA due to right shoulder soreness.
- Notched the 150th win of his Major League career on Sept. 8 vs. KC to become the eighth pitcher in franchise history to win 150 games.

2013 SEASON:

- Selected to the American League's **ALL-STAR** squad for the sixth time in his career as he completed his eighth full season at the Major League level with the Tigers.
- Finished fourth in the American League with 217 strikeouts and 218.1 innings pitched.
- Surpassed 200.0 innings for Detroit for the seventh straight season, tossing 218.1 innings...his streak of 200.0-or-more innings pitched was the longest by a Tigers pitcher since RHP Jack Morris also did so in seven straight seasons from 1982-88.
- Rated as possessing the second-best curveball in the American League by *Baseball America*.
- Earned the nod as the Tigers starter on **OPENING DAY** on April 1 at MIN, marking the sixth consecutive season he served as Detroit's Opening Day starter...was the first Tigers pitcher to start six consecutive Opening Days since RHP Jack Morris started 11 straight (1980-90).
- Did not allow a run, while striking out 21 in two starts (15.0IP) during the ALDS vs. OAK...earned the win in Game 5 of the ALDS for the second straight year...compiled a 1-1 record, a 0.39 ERA (1ER/23. IP) and 31 strikeouts in three starts during the **POSTSEASON**.

2012 SEASON:

- Selected to start for the AL in the **ALL-STAR** Game in Kansas City...marked the 10th time a Tigers pitcher has been selected to start the game.
- Topped the AL with 238.1 innings pitched and 239 strikeouts, while he finished second with a 2.64 ERA, .217 opponent batting average, 7.25 hits per 9.0 innings and 3.98 strikeouts per walk.
- Led the American League with six complete games...marked the most complete games by a Tigers pitcher during a single season since RHP Steve Sparks tossed eight complete games in 2001.
- Led the American League in strikeouts for the second consecutive season...became the first Tigers pitcher to lead the league in strikeouts in back-to-back seasons since RHP Jim Bunning did so in 1959 and 1960.
- Named to The *Sporting News*' American League All-Star squad following the season...tabbed the best pitcher and rated as possessing the best fastball and curveball and second-best control in the American League by *Baseball America*.
- Earned the nod as the Tigers starter on **OPENING DAY** on April 5 vs. BOS, marking the fifth consecutive season he served as Detroit's Opening Day starter...worked 8.0 shutout innings against the Red Sox in a no-decision, marking the first time a Tigers pitcher worked 8.0-or-more shutout innings on Opening Day since LHP Mickey Lolich went the distance in a 5-0 win at WSH on April 6, 1970.
- Worked 8.0-or-more innings in each of his first three starts of the season April 5-16...became the first Tigers pitcher to do so since Jack Morris opened the 1988 season by tossing 8.0-or-more innings in each of his first three starts.
- Selected the Tigers Pitcher of the Month three times (April, May, September).
- Fired a one-hit shutout vs. PIT on May 18 at Comerica Park, losing his no-hit bid on a single by Josh Harrison with one out in the 9th inning...fanned 12 batters that game.

ASTROS
FRONT OFFICEASTROS
COACHING STAFFVERLANDER,
JUSTINSCOUTING & PLAYER
DEVELOPMENT2023 SEASON
IN REVIEW2024
OPPONENTSHISTORY &
RECORDSSPRING
TRAININGMEDIA
INFORMATIONMINUTE MAID
PARK

- Worked 5.0 innings to register a complete game in a rain-shortened game on July 31 at BOS, marking the first time he did not work 6.0-or-more innings in a start since Aug. 17, 2010...tossed 6.0-or-more innings in 63 straight starts from Aug. 22, 2010-July 26, 2012...marked the longest streak by an MLB pitcher since LHP Steve Carlton did so in 69 straight starts Sept. 13, 1979-April 13, 1982...his streak of starts in which he worked six-or-more innings is the longest by a Tigers pitcher since at least 1918.
- Shared AL Player of the Week honors for Sept. 24-30 with Baltimore's Chris Davis...won both of his starts during the week, posting a 1.20 ERA (2ER/15IP).
- Tabled the AL Pitcher of the Month for September...finished 5-1 with a 1.93 ERA (9ER/42IP) and 41 strikeouts in six starts during the month.
- Fanned 11 batters in both Game 1 (Oct. 6) and Game 5 (Oct. 11) of the ALDS vs. OAK...became the first pitcher in Tigers history with multiple double-digit strikeout games during **POSTSEASON** action.
- Struck out 11 batters as he fired a four-hit shutout in Game 5 of the ALDS on Oct. 11 at OAK...according to Elias, he joined LHP Sandy Koufax as the only two pitchers in Major League history to toss a shutout with 10-or-more strikeouts in a series-deciding game of a postseason series.

2011 SEASON:

- Had the best season of his career, winning the BBWAA Cy Young and MVP Awards, and earning his fourth trip to the **ALL-STAR** Game.
- Led all AL pitchers with 24 wins, a 2.40 ERA and 250 strikeouts to become just the second Tigers pitcher to ever lead all three categories in a single season (also, RHP Hal Newhouser in 1945).
- Selected the American League Most Valuable Player and was unanimously named the American League Cy Young Award winner...became the seventh Tigers player to win the Most Valuable Player Award, joining Mickey Cochrane (1934), Hank Greenberg (1935, 1940), Charlie Gehringer (1937), Hal Newhouser (1944, 1945), RHP Denny McLain (1968) and LHP Guillermo Hernandez (1984).
- Became the third pitcher in Tigers history to win the Cy Young Award, joining McLain (1968, 1969) and Hernandez (1984)...became the 10th pitcher in Major League history to win both the Most Valuable Player and Cy Young Awards during the same season...joined RHP Don Newcombe (1956), LHP Sandy Koufax (1963), RHP Bob Gibson (1968), McLain (1968), LHP Vida Blue (1971), RHP Rollie Fingers (1981), Hernandez (1984), RHP Roger Clemens (1986) and RHP Dennis Eckersley (1992).
- Joined Newcombe to become only the second player in history to win the Most Valuable Player, Cy Young and Rookie of the Year Awards.
- Tabled the *Sporting News'* Player of the Year and was named to the *Sporting News'* AL All-Star squad...tabbed the best pitcher and rated as possessing the best fastball, best curveball, third-best changeup and third-best pick-off move in the AL by *Baseball America*.
- Selected the MLB Player of the Year and the AL Outstanding Pitcher as part of the Players Choice Award balloting...named Tiger of the Year by the Detroit chapter of the Baseball Writers Association of America...earned the Wilbur "Bullet" Rogan Award from the Negro League Baseball Museum as the American League's Pitcher of the Year.
- Topped the American League with an .828 winning percentage, 251.0 innings pitched, a .192 opponent batting average, 6.24 hits per 9.0 innings and 8.39 baserunners per 9.0 innings, while he tied for the lead with 34 games started.
- His 24 wins tied him for the 10th-highest single-season total in Tigers history...marked the most wins by a Tigers pitcher since LHP Mickey Lolich finished with 25 victories in 1971.

2010 SEASON:

- Selected to the American League **ALL-STAR** squad for the third time in his career.
- Selected to *Baseball America's* Second-Team Major League All-Star squad following the season...rated as possessing the best fastball and curveball in the American League by *Baseball America*.
- Earned the nod as the Tigers starter on **OPENING DAY** on April 5 at KC, marking his third consecutive season as Detroit's Opening Day starter.
- Tabled the Tigers Pitcher of the Month for May after posting a 4-2 record, a 2.64 ERA (13ER/44.1IP) and 41 strikeouts in six starts.
- Named the Tigers Pitcher of the Month for September after posting a 4-1 record, a 2.54 ERA (13ER/46IP) and 51 strikeouts in six starts.
- Went 12-3 with a 2.31 ERA (29ER/113IP) in 16 starts at home...his 12 wins at home established a Comerica Park single-season record.

2009 SEASON:

- Named Tiger of the Year by the Detroit chapter of the BBWAA after topping the AL with 269 strikeouts...also was selected to the AL **ALL-STAR** squad for the second time in his career.
- Was first Tigers pitcher to lead the league in strikeouts since RHP Jack Morris did so in 1983...led the AL with 35 games started, 240.0 innings pitched and 10.1 strikeouts per 9.0 innings, while he tied for the league lead with 19 wins.
- His 269 strikeouts led all Major League pitchers...became the fourth Tigers pitcher to lead the majors in strikeouts, joining LHP Hal Newhouser (1944 and 1945), RHP Virgil Trucks (1949) and LHP Mickey Lolich (1971).
- Rated as possessing the best fastball and curveball in the American League by *Baseball America*.
- Made his second career **OPENING DAY** start on April 6 at TOR.

- Selected both the American League Pitcher of the Month and Tigers Pitcher of the Month for May... owned a 5-0 record, a 1.52 ERA (7ER/41.1IP) and 56 strikeouts in six starts during the month...prior to Verlander, RHP Steve Sparks was the last Tigers pitcher to earn American League Pitcher of the Month honors, doing so in August of 2000.
- Named the Tigers Pitcher of the Month in June after going 2-1 with a 2.91 ERA (11ER/34IP) in five starts.
- Tossed his third complete game of the season on July 24 vs. CWS...did not allow a run despite loading the bases with no one out in the 9th inning, and according to the Elias Sports Bureau, it was the first time a Major League starting pitcher pitched out of a bases-loaded, no-outs situation in the 9th inning-or-later without allowing a run since 1985.
- Finished 4-2 with a 2.57 ERA (12ER/42IP) in six starts in July to earn Tigers Pitcher of the Month honors.

2008 SEASON:

- Started a career-high 33 games during his third full season with the Tigers...led the AL with 17 losses, while he finished third with 14 hit batsmen and tied for third with 87 walks.
- Made his first career **OPENING DAY** start on March 31 vs. KC...did not figure in the decision after allowing four runs in 6.0 innings of work.
- Limited opponents to two earned runs-or-fewer in eight straight starts June 11-July 20, marking the second-longest such streak by an American League pitcher in 2008...Verlander's streak was the longest by a Tigers pitcher during a single season since RHP Dave Rozema also posted eight straight starts June 2-July 16, 1977.

2007 SEASON:

- Completed his second full season at the Major League level and was named an **ALL-STAR** after leading the club's pitching staff with 18 wins, 201.2 innings pitched and 183 strikeouts...also led the AL with a .750 winning percentage.
- Won 18 games for the Tigers which made him the sixth pitcher to win at least 17 games in the season after winning the Rookie of the Year Award (Elias).
- Received 7.32 runs per 9.0 innings, tops in the AL.
- Earned AL Player of the Week honors for June 11-17, marking the second time he garnered the award... won both of his starts during the week, compiling a 1.80 ERA (3ER/15IP) and fanning 18 batters.
- Fired the first no-hitter in Comerica Park history on June 12 vs. MIL, the sixth no-hitter in Tigers history...fanned 12 batters in the outing...was the first no-hitter in club history since Jack Morris on April 7, 1984 at CWS.
- Garnered Tigers Pitcher of the Month honors for June after compiling a 4-1 record and 2.65 ERA (34.0IP/10ER) in five starts...also tabbed the Tigers Pitcher of the Month for September after compiling a 4-1 record and 3.20 ERA (14ER/39.1IP) in six starts.
- Rated as possessing the best fastball and second-best curveball in the AL by *Baseball America*.

2006 SEASON:

- Registered 17 wins for the Tigers during his rookie campaign...established a franchise record for rookie right-handed pitchers with 124 strikeouts.
- Named the American League Rookie of the Year by the BBWAA, becoming the fourth Tigers player to earn the honor...named the American League Rookie of the Year by *Sporting News* and Major League Rookie of the Year by *Baseball America*... honored as the American League Outstanding Rookie in the Players Choice Award balloting... named the Detroit Sports Broadcasters Association Tigers Rookie of the Year...selected to the TOPPS Rookie All-Star squad.
- Led all league rookies with 17 wins, 30 games started and 186.0 innings pitched, while he was second with 124 strikeouts...ranked second among all league pitchers with eight pickoffs.
- Earned his first MLB win on April 8 at TEX after blanking the Rangers on two hits over 7.0 innings.
- Fired a five-hit shutout on May 22 at KC...shared American League Player of the Week honors for May 22-28 with Tampa Bay's Carl Crawford.
- Tabbed the American League Rookie of the Month for May after posting a 4-1 record and 1.73 ERA (7ER/36.1IP) in five starts.
- Led all American League pitchers with a 1.01 ERA (3ER/26.2IP) in four starts during July.
- Made his first **POSTSEASON** start in Game 2 of the ALDS against the Yankees on Oct. 5, becoming the first Tigers rookie pitcher to start a postseason game since RHP Ed Summers started Game 4 of the 1908 World Series against CHC.
- Earned the win in Game 2 of the ALCS on Oct. 11 at OAK...per Elias, became the first Tigers rookie to earn the win as a starter in the postseason.
- Rated as possessing the second-best fastball in the American League by *Baseball America*.

2005 SEASON:

- In his first professional season, saw action with Class A Advanced Lakeland and Double A Erie as well as making his MLB debut with Detroit.
- Combined for a 1.29 ERA (17ER/118.2IP) in his 20 starts with Lakeland and Erie.
- Named to *Baseball America's* First-Team Minor League All-Star squad...garnered a spot on the publication's Class A Advanced All-Star squad as well...selected to the Florida State League midseason **ALL-STAR** squad.

ASTROS
FRONT OFFICEASTROS
COACHING STAFFVERLANDER,
JUSTINSCOUTING & PLAYER
DEVELOPMENT2023 SEASON
IN REVIEW2024
OPPONENTSHISTORY &
RECORDSSPRING
TRAININGMEDIA
INFORMATIONMINUTE MAID
PARK

- Named the best pitching prospect and rated as having the best fastball, breaking pitch and control in the Florida State League by *Baseball America*.
- Selected as the Florida State League Pitcher of the Week for April 25-May 1.
- Had his option transferred from Lakeland to Erie on June 20...at the time of his promotion, he was leading the Florida State League with nine wins, a 1.67 ERA and 104 strikeouts.
- Began his stint in Double A with 24.2 scoreless innings over a six-start stretch June 21-July 28.
- Recalled by the Tigers from Erie to start the night game of a day-night doubleheader July 4 at CLE...took the loss in his Major League debut after allowing four runs on seven hits in 5.1 innings...optioned back to Erie following the start.
- Return to start in a similar situation for Detroit on July 23 vs. MIN...suffered the loss in that start as well after allowing five runs on eight hits in six innings pitched...returned to Erie after being optioned back by the Tigers following his start on July 23.
- Left his start on Aug. 2 vs. Altoona with tightness in his right shoulder...was shut down after an examination by Dr. Kyle Anderson in Detroit revealed minor posterior capsular inflammation in his right shoulder caused by fatigue...landed on the disabled list for the remainder of the season on Aug. 4 with the shoulder tightness.
- Named the top prospect in the Tigers organization and second-best prospect in the Florida State League following the season by *Baseball America*...rated as possessing the best fastball and curveball in the Tigers organization by *Baseball America*.

MINOR LEAGUE CAREER:

- Did not pitch after being selected by the Tigers in the first round (second overall pick) of the June 2004 draft...signed a five-year contract on Oct. 25...named the 22nd-best right-handed starting

pitcher prospect in baseball and as the Tigers No. 3 prospect following the season by *Baseball America*...rated as having the best curveball in the Tigers organization following the season by BA.

PERSONAL:

- Justin and his wife, Kate Upton, reside in Beverly Hills, Calif. with their daughter Genevieve.
- Kate is a model and actress, first appearing in the Sports Illustrated Swimsuit Issue in 2011 and later was the cover model for the issue in 2012, 2013 and 2017...she's starred in multiple movies, including *The Other Woman* (2014) and *The Layover* (2017).

JUSTIN BROOKS VERLANDER

Year	Team	W	L	ERA	G	GS	CG	SHO	SV	IP	H	R	ER	HR	HB	BB	SO	WP	BK	AVG
2005	Lakeland (A)	9	2	1.67	13	13	2	0	0	86.0	70	19	16	3	7	19	104	8	2	.230
	Erie (AA)	2	0	0.28	7	7	0	0	0	32.2	11	1	1	1	1	7	32	0	1	.103
	DETROIT	0	2	7.15	2	2	0	0	0	11.1	15	9	9	1	1	5	7	1	0	.313
2006	DETROIT	17	9	3.63	30	30	1	1	0	186.0	187	78	75	21	6	60	124	5	1	.266
2007	DETROIT	18	6	3.66	32	32	1	1	0	201.2	181	88	82	20	19	67	183	17	2	.233
2008	DETROIT	11	17	4.84	33	33	1	0	0	201.0	195	119	108	18	14	87	163	6	3	.254
2009	DETROIT	19	9	3.45	35	35	3	1	0	240.0	219	99	92	20	6	63	269	8	4	.243
2010	DETROIT	18	9	3.37	33	33	4	0	0	224.1	190	89	84	14	6	71	219	11	2	.228
2011	DETROIT	24	5	2.40	34	34	4	2	0	251.0	174	73	67	24	3	57	250	7	2	.192
2012	DETROIT	17	8	2.64	33	33	6	1	0	238.1	192	81	70	19	5	60	239	2	1	.217
2013	DETROIT	13	12	3.46	34	34	0	0	0	218.1	212	94	84	19	4	75	217	3	1	.253
2014	DETROIT	15	12	4.54	32	32	0	0	0	206.0	223	114	104	18	5	65	159	5	1	.275
2015	Toledo (AAA)#	0	0	3.24	2	2	0	0	0	8.1	10	4	3	0	1	2	12	0	0	.294
	DETROIT	5	8	3.38	20	20	1	1	0	133.1	113	56	50	13	3	32	113	2	0	.229
2016	DETROIT	16	9	3.04	34	34	2	0	0	227.2	171	81	77	30	8	57	254	6	0	.207
2017	DETROIT	10	8	3.82	28	28	0	0	0	172.0	153	76	73	23	3	67	176	5	0	.234
	HOUSTON	5	0	1.06	5	5	0	0	0	34.0	17	4	4	4	1	5	43	0	0	.149
2018	HOUSTON	16	9	2.52	34	34	1	1	0	214.0	156	63	60	28	8	37	290	5	2	.200
2019	HOUSTON	21	6	2.58	34	34	2	1	0	223.0	137	66	64	36	6	42	300	4	0	.172
2020	HOUSTON	1	0	3.00	1	1	0	0	0	6.0	3	2	2	2	0	1	7	0	0	.150
2021																				
2022	HOUSTON	18	4	1.75	28	28	0	0	0	175.0	116	43	34	12	6	29	185	3	0	.186
2023	NEW YORK (NL)	6	5	3.15	16	16	0	0	0	94.1	77	36	33	9	1	31	81	3	0	.219
	HOUSTON	7	3	3.31	11	11	0	0	0	68.0	62	27	25	9	4	14	63	2	0	.236
	MINOR LEAGUE TOTALS	11	2	1.42	22	22	2	2	0	127.0	91	24	20	4	9	28	148	8	3	.204
	MAJOR LEAGUE TOTALS	257	141	3.24	509	509	26	9	0	3325.1	2793	1298	1197	340	109	925	3342	95	19	.225

#Rehab Assignment

VERLANDER POSTSEASON RECORD

DIVISION SERIES RECORD

Year	Team/Opponent	W	L	ERA	G	GS	CG	SHO	SV	IP	H	R	ER	HR	HB	BB	SO	WP	BK	AVG
2006	DET/NYY	0	0	5.06	1	1	0	0	0	5.1	7	3	3	1	0	4	5	0	0	.318
2011	DET/NYY	1	0	5.00	2	2	0	0	0	9.0	6	5	5	0	1	5	12	1	0	.188
2012	DET/OAK	2	0	0.56	2	2	1	0	0	16.0	7	1	1	1	0	5	22	0	0	.130
2013	DET/OAK	1	0	0.00	2	2	0	0	0	15.0	6	0	0	0	0	2	21	0	0	.118
2014	DET/BAL	0	0	5.40	1	1	0	0	0	5.0	6	3	3	1	0	1	4	0	0	.318
2017	HOU/BOS	2	0	3.12	2	1	0	0	0	8.2	7	3	3	1	0	4	3	0	0	.231
2018	HOU/CLE	1	0	3.38	1	1	0	0	0	5.1	2	2	2	0	0	2	7	0	0	.111
2019	HOU/TB	1	1	3.38	2	2	0	0	0	10.2	8	4	4	2	0	6	13	0	0	.211
2022	HOU/SEA	0	0	13.50	1	1	0	0	0	4.0	10	6	6	1	0	1	3	0	0	.500
2023	HOU/MIN	1	0	0.00	1	1	0	0	0	6.0	4	0	0	0	0	1	3	6	0	.200
TOTALS		9	1	2.86	15	14	1	0	0	85.0	63	27	27	7	2	33	96	1	0	.207

CHAMPIONSHIP SERIES RECORD

Year	Team/Opponent	W	L	ERA	G	GS	CG	SHO	SV	IP	H	R	ER	HR	HB	BB	SO	WP	BK	AVG
2006	DET/OAK	1	0	6.75	1	1	0	0	0	5.1	7	4	4	2	0	1	6	1	1	.304
2011	DET/TEX	1	1	5.56	2	2	0	0	0	11.1	13	7	7	2	0	5	13	1	0	.277
2012	DET/NYY	1	0	1.08	1	1	0	0	0	8.1	3	1	1	1	0	0	3	0	0	.107
2013	DET/BOS	0	1	1.13	1	1	0	0	0	8.0	4	1	1	1	0	1	10	1	0	.143
2017	HOU/NYY	2	0	0.56	2	2	1	0	0	16.0	10	1	1	0	1	2	21	0	0	.179
2018	HOU/BOS	1	1	4.50	2	2	0	0	0	12.0	9	6	6	2	0	6	10	2	0	.200
2019	HOU/NYY	0	1	3.95	2	2	0	0	0	13.2	10	6	6	3	0	2	16	0	0	.200
2022	HOU/NYY	1	0	1.50	1	1	0	0	0	6.0	3	1	1	1	1	1	11	0	0	.136
2023	HOU/TEX	0	1	4.38	2	2	0	0	0	12.1	12	6	6	3	0	3	8	0	0	.250
TOTALS		7	5	3.19	14	14	1	0	0	93.0	71	33	33	15	2	21	98	5	1	.205

WORLD SERIES RECORD

Year	Team/Opponent	W	L	ERA	G	GS	CG	SHO	SV	IP	H	R	ER	HR	HB	BB	SO	WP	BK	AVG
2006	DET/STL	0	2	5.73	2	2	0	0	0	11.0	12	10	7	2	0	5	12	2	0	.273
2012	DET/SF	0	1	11.25	1	1	0	0	0	4.0	6	5	5	2	0	1	4	0	0	.333
2017	HOU/LAD	0	1	3.75	2	2	0	0	0	12.0	5	5	5	2	1	2	14	0	0	.128
2019	HOU/WSH	0	2	5.73	2	2	0	0	0	11.0	12	7	7	3	0	6	9	0	0	.279
2022	HOU/PHI	1	0	5.40	2	2	0	0	0	10.0	10	6	6	1	0	6	1	0	0	.250
TOTALS		1	6	5.63	9	9	0	0	0	48.0	45	33	30	10	1	20	50	2	0	.245

VERLANDER CAREER TRANSACTIONS

- Selected by Detroit in the first round (2nd overall) in the 2004 draft.
- On Injured List, April 8-June 13, 2015 (right triceps strain).
- Acquired by Houston from Detroit in exchange along with a PTBNL (OF Juan Ramirez) in exchange for OF Daz Cameron, RHP Franklin Perez and C Jake Rogers on Aug. 31, 2017.
- On Injured List, July 27-Sept. 28, 2020 (right elbow surgery).
- On Injured List, Feb. 27-Nov. 3, 2021 (recovery from right elbow surgery).
- On Injured List, Aug. 30-Sept. 16, 2022 (right calf strain).
- Signed by New York (NL) as a free agent on Dec. 7, 2022.
- On Injured List, March 31-May 4, 2023 (right teres major strain).
- Acquired by Houston from New York (NL) in exchange for OF Ryan Clifford and OF Drew Gilbert

VERLANDER GAME HIGHS

Longest Winning Streak:	12 -- July 21-Sept. 18, 2011
Longest Losing Streak:	4 (3x) -- last, Aug. 27-Sept. 20, 2008
Strikeouts:	15 -- June 12, 2019 vs. Milwaukee
Walks:	7 -- Aug. 16, 2006 at Boston
Innings (starter):	9.0 (23x) -- last, Sept. 1, 2019 at Toronto
Innings (relief):	none
Low-Hit Game (CG):	0 (3x) -- last, Sept. 1, 2019 at Toronto



HON-ROSTER INVITEE

WILL WAGNER

90
IF
HT 6'0" WT 211

Born: 7/29/98 in Houston, TX
Opening Day Age: 25
Contract Status: Signed through 2024
Acquired: Selected in the 18th round of the 2021 June draft.
Resides: Crozet, VA
ML Service: 0.000

CAREER HIGHLIGHTS

- Infielder has appeared in three minor league seasons (2021-23) with Houston, batting .291 (227x780) with 47 doubles, six triples, 19 home runs, 105 RBI, 19 stolen bases and a .830 OPS.
- Received a promotion to Triple A Sugar Land for the final week of the 2023 season and went on to win Pacific Coast League Player of the Week, batting .577 (15x26) with three doubles and four RBI through six games (Sept. 19-24, 2023).
- Named an Arizona Fall League **ALL-STAR** in 2022 after hitting .346 with 10 runs, six doubles, three home runs and a 1.145 OPS in 14 games...in the AFL, he ranked first in slugging percentage (.712), second in OPS, third in extra-base hits (11) and fifth in batting average...helped lead the Surprise Sagueros to a 2022 AFL Championship.
- Was tabbed as the "Best Hitter for Average" in the Astros minor league system ahead of the 2024 season, per *Baseball America*.

MINOR LEAGUE CAREER:

- Spent the bulk of the **2023** season with Double A Corpus Christi, batting .309 (64x207) with 16 doubles, seven homers and 32 RBI in 53 games...among Texas League players (min. 230 PAs), ranked seventh in slugging percentage (.507) and eighth in batting average (.309)...was promoted to Triple A Sugar Land for the final week of the season and batted .577 (15x26) with three doubles and four RBI...recieved the Pacific Coast League Player of the Week on Sept. 24...was the Astros Minor League Player of the Month for August...missed nearly two months near the beginning of the season after undergoing surgery to remove the hook of the hamate bone in his right hand.

BROADCAST NOTES

- Will is the son of Astros Hall of Famer Billy Wagner, who finished just five votes shy of being elected into the National Baseball Hall of Fame this offseason... Billy played for the Astros for nine seasons (1995-2003)...in Billy's last year in Houston, Will turned five.
- Graduated from Miller School of Albemarle (VA), in 2017...was named First-Team All-State his senior year and was named to the All-Conference team four times...went undrafted out of high school...was coached in high school by his father, who has been the head coach at the Miller School since 2013...Will helped lead the program to a state title in 2017, one of three state titles the school has won behind Billy.
- Played collegiately at Liberty University in Virginia, where he batted .333 with 16 doubles, three triples, seven home runs and six stolen bases as a senior in 2021...was named a unanimous Atlantic Sun All Conference First Team selection as a senior.
- Selected by Houston in the 18th round of the 2021 Draft...signed by Astros scout Andrew Johnson.
- Received his second-career invitation to Major League Spring Training camp in 2024...is signed to a one-year minor league contract for the 2024 season.
- In **2022**, he split the season between High A Asheville (45g) and Double A Corpus Christi (72g)...recorded a .261 batting average (108x414) with 62 runs, 19 doubles, three triples, 10 home runs, 53 RBI, 67 walks and a .768 OPS...was also named an Arizona Fall League **ALL-STAR** in 2022 as a designated hitter after he hit .346 with six doubles, three homers and a 1.145 OPS in 14 games.
- After being selected in the **2021** First Year Player MLB Draft, he appeared in 31 games for Low A Fayetteville...batted .299 (35x117) with eight doubles two homers, 14 RBI and a .824 OPS.

WILLIAM JAMES WAGNER

Year	Team	AVG	G	AB	R	H	2B	3B	HR	RBI	BB	SO	SB	CS	OBP	SLG	SF	SH	HB	E
2021	Fayetteville (A)	.299	31	117	22	35	8	1	2	14	16	33	5	0	.388	.436	0	0	1	2
2022	Asheville (A)	.276	45	ff163	22	45	7	1	4	25	32	41	3	1	.392	.405	3	0	1	2
	Corpus Christi (AA)	.251	72	152	40	63	12	2	6	28	35	57	5	1	.361	.386	1	2	9	7
2023	FCL Astros (R)#	.313	6	16	5	5	1	0	0	2	7	0	1	0	.542	.375	0	0	1	0
	Corpus Christi (AA)	.309	53	207	36	64	16	2	7	32	26	47	3	2	.385	.507	1	0	0	4
	Sugar Land (AAA)	.577	6	26	3	15	3	0	0	4	2	2	2	0	.607	.692	0	0	0	1
MINOR LEAGUE TOTALS		.291	213	780	128	227	47	6	19	105	118	181	19	4	.390	.440	5	2	12	16

WAGNER CAREER TRANSACTIONS

- Selected by Houston in the 18th round of the 2021 First Year Player MLB Draft.



NON-ROSTER INVITE

SHAY WHITCOMB

87

IF

B/T	HEIGHT	WEIGHT
R/R	6'2"	214

Born: 9/28/98 in Thousand Oaks, CA

Opening Day Age: 25

Contract Status: Signed through 2024

Acquired: Selected in the fifth round of the 2021 June draft.

Resides: Thousand Oaks, CA

ML Service: 0.000

CAREER HIGHLIGHTS

- Power-hitting infielder enters 2024 ranked as the Astros No. 24 prospect, per MLB Pipeline...has played in parts of three-minor league seasons (2021-23), reaching the Triple A level in 2023...has batted .248 (346x1395) with 77 home runs, 240 RBI, 70 stolen bases and a .776 OPS (.313 OBP/464 SLG) in 350 minor league games.
- Has made the majority of his appearances at shortstop (178 games), while also appearing at second base (85 games) and third base (65 games).
- Was tied for first in Minor League Baseball with 35 home runs in 2023, spending time with Triple A Sugar Land and Double A Corpus Christi...led Astros minor leaguers and was seventh in Minor League Baseball with 102 RBI...was named an MiLB.com Organizational **ALL-STAR** for the second time in his career, also earning the honor in 2021.
- Has hit 77 homers since his pro debut in 2021, which ranks first among Astros minor leaguers and tied for first in all of MiLB during that stretch.

MINOR LEAGUE CAREER:

- Tied for the most home runs in MiLB in **2023**, belting a combined 35 homers in stints with Triple A Sugar Land (87g) and Double A Corpus Christi (46g)...batted .240 (129x538) with 19 doubles, 20 stolen bases and a .771 OPS (.301 OBP/470 SLG) in a combined 133 games...along with home runs, also led Astros minor leaguers in games and RBI...was one of three players in Minor League Baseball to record at least 30 home runs and 20 stolen bases...began the year with Corpus Christi and was promoted to Sugar Land on June 6...led Sugar Land and was tied for sixth in the Pacific Coast League with his 23 homers while with the Space Cowboys.
- Spent his entire **2022** season with Double A Corpus Christi, batting .219 (101x461) with 22 doubles, 19 home runs, 60 RBI and 20 steals...was second on Corpus Christi in home runs and RBI...was one of four players in the Astros minor league system with at least 19 home runs and 20 stolen bases.
- Made his professional debut in **2021** due to the cancellation of the **2020** minor league season...appeared with High A Asheville (58g) and Low A Fayetteville (41g), batting a combined .293 (116x396) with 81 runs scored, 25 doubles, 23 home runs, 78 RBI, 30 stolen bases and an .893 OPS (.363 OBP/.530 SLG)...was selected as an MiLB.com

BROADCAST NOTES

- Graduated from Newbury Park High School in Thousand Oaks, Calif., in 2017...was selected All-Marmonte League First Team and All-Ventura County Second Team in 2017...batted .315 throughout his prep career, playing primarily second base.
- Went undrafted out of high school and played three seasons at UC San Diego (2018-20)...had a breakout sophomore season in 2019 and was selected as a NCBWA All-America honorable mention and the California Collegiate Athletic Association MVP...batted .310 with 25 doubles, 10 homers and 41 RBI and made 57 starts at shortstop, becoming one of three players in program history to start every game in a regular season.
- Played with the Orleans Firebirds of the Cape Cod League in 2019 and hit .303 (33x109) with eight homers, 17 RBI and a .977 OPS...was tied for third in homers in the league, which is considered the most prestigious collegiate summer league.
- Won the 2023 Joe Baumann Award, given to the player with the most home runs in minor league baseball in a given season...was tied with Yuniör Severino (MIN) with 35 homers, but was given the award by way of the RBI tiebreaker...became the second Astros minor leaguer to win the award, joining A.J. Reed (2017).
- Selected by Houston in the fifth round of the 2020 Draft...was the 160th overall and final pick of the draft, which was shortened to five rounds due to the COVID-19 pandemic...signed by Astros scout Ryan Leake...was the highest-selected player in UC San Diego's Division II era, and was the third-highest selected player overall in the program's history
- Received his first-career invitation to Major League Spring Training camp in 2024...is currently signed to a minor league contract for the 2024 season.

- Organizational **ALL-STAR** and was voted the South Atlantic League Player of the Week for the week of Sept. 13-19...led Astros minor leaguers in runs, was tied for first in stolen bases, second in RBI and third in home runs...was one of three players in Minor League Baseball with at least 20 home runs and 30 stolen bases...finished tied for eighth in the South Atlantic League with his 22 doubles hit while with Asheville.

ASTROS
FRONT OFFICEASTROS
COACHING STAFFASTROS
WHITCOMB, SHAYSCOUTING & PLAYER
DEVELOPMENT2023 SEASON
IN REVIEW2024
OPPONENTSHISTORY &
RECORDSSPRING
TRAININGMEDIA
INFORMATIONMINUTE MAID
PARK

SHAY LANE WHITCOMB

Year	Team	AVG	G	AB	R	H	2B	3B	HR	RBI	BB	SO	SB	CS	OBP	SLG	SF	SH	HB	E
2021	Fayetteville (A)	.282	41	163	32	46	3	0	7	22	20	53	14	2	.369	.429	1	0	3	8
	Asheville (A)	.300	58	233	49	70	22	0	16	56	19	81	16	3	.358	.601	2	0	3	10
2022	Corpus Christi (AA)	.219	118	461	67	101	22	2	19	60	36	165	20	2	.283	.399	3	0	6	7
2023	Corpus Christi (AA)	.273	46	176	35	48	12	0	12	36	18	56	8	2	.340	.545	2	0	1	9
	Sugar Land (AAA)	.224	87	362	44	81	7	0	23	66	24	2	12	5	.283	.434	1	0	5	12
MINOR LEAGUE TOTALS		.248	350	1395	227	346	66	2	77	240	5	477	70	14	.313	.464	9	0	18	46

WHITCOMB CAREER TRANSACTIONS

- Selected by Houston in the fifth round of the 2020 First Year Player MLB Draft.



FORREST WHITLEY

60
RHP

HT	WEIGHT	DEBUT
6'7"	208	

Born: 9/15/97 in San Antonio, TX

Opening Day Age: 26

Contract Status: Signed through 2024

Acquired: Selected in the first round (17th overall) of the June 2016 draft.

Resides: Thousand Oaks, CA

ML Service: 0.000

CAREER HIGHLIGHTS

- Former first-round pick and top right-handed pitching prospect is seeking to make his Major League debut after battling a multitude of injuries through his first eight years with Houston.
- Has averaged 12.34 strikeouts-per-nine-innings (366SO/267IP) in his professional career, ranking 14th among all minor league players since 2016 (min. 250 IP).
- Through parts of six minor league seasons (2016-19, 2022-23) with the Astros, he has gone 10-19 with a 5.09 ERA (151ER/267IP) in 78 games (64 starts).
- Was voted as having the best slider in the Astros minor league system ahead of the 2024 season by *Baseball America*.
- Had an injury-shortened 2023 campaign with Triple A Sugar Land in which he made eight appearances (six starts) prior to sustaining a season-ending right lat strain in late May...also missed the 2020-21 seasons with the minor league shutdown in 2020 and Tommy John surgery in 2021.
- Went into the 2023 season ranked as the Astros No. 10 overall prospect, per MLB.com, down five spots from his 2022 ranking...prior to the 2021 season, he ranked as one of the top prospects in baseball...MLB.com ranked him third among right-handed pitchers in the game, behind only Casey Mize (DET) and Nate Pearson (TOR), and 17th among all prospects overall...carried high prospect rankings early in his professional career, appearing in MLB.com's top 100 prospect lists entering 2017 (#84), 2018 (#9), 2019 (#7), 2020 (#19) and 2021 (#17).
- Dominated the Arizona Fall League in the 2018 and 2019 offseasons, posting a combined 4-4 record with a 2.65 ERA (15ER/51IP) and 68 strikeouts in 12 starts...went 3-2 with a 2.88 ERA (8ER/25IP) in six starts for Peoria in 2019...went 1-2 with a 2.42 ERA (7ER/26IP) in six starts for Scottsdale in 2018...was named to the 2018 AFL Rising Stars Team.
- Selected to the 2018 SiriusXM **ALL-STAR** Futures Game, but did not pitch in the contest.

BROADCAST NOTES

- Graduated from Alamo Heights HS in San Antonio in 2016...was pitching for his high school team on the night of the 2016 draft (June 8) when he was selected by Houston...that night, which was the UIL Class 5A Semifinal at Dell Diamond in Round Rock, Whitley fanned 11 in 6.2 innings on 123 pitches to lead his club into the state championship game.
- In regular season action, Whitley posted a 9-1 record and a 0.31 ERA in his senior season at Alamo Heights...struck out 126 batters in his 68.0 innings of work...for his stellar senior season in 2016, he was named to the Rawlings-Perfect Game 1st Team All-America and Texas All-Region 1st Team.
- Also has international experience, having played on the USA Baseball 18U National Team in 2015.
- Selected by Houston with the 17th overall pick in the first round in the 2016 draft...was the only high school player taken by Houston in the top 25 rounds in 2016...officially signed by the Astros on June 22, 2016...signed by Astros scout Noel Gonzales-Luna.
- Added to the Astros 40-man roster prior to the 2021 season and used three option years over the last three seasons...was granted a fourth option year by Major League Baseball following the 2023 season...a fourth option year is made available to players in cases in which their allotted three option seasons have been exhausted before recording five full pro seasons due to injury or other various reasons...this year will be his fourth at Major League Spring Training as a 40-man player...was also an NRI at MLB Spring Training from 2019- 20 and in 2022.

- Was named a 2017 MiLB.com Organizational All-Star after advancing to Double A Corpus Christi in what was his first full minor league season...by doing so, he became just the fifth player in a 20-year span to be drafted out of high school and advance to the Double A level in his first full minor league season, joining Chad Billingsley, Zack Greinke, Clayton Kershaw and Dylan Bundy.

ASTROS
FRONT OFFICE

ASTROS
COACHING STAFF

ASTROS
SCOUTING & PLAYER
DEVELOPMENT

2023 SEASON
IN REVIEW

2024
OPPONENTS

HISTORY &
RECORDS

SPRING
TRAINING

MEDIA
INFORMATION

MINUTE MAID
PARK

MINOR LEAGUE CAREER

- Opened the **2023** season with Triple A Sugar Land and went 1-2 with a 5.70 ERA (19ER/30IP) and 32 strikeouts in eight games (six starts)...had a fantastic outing on April 12 at Oklahoma City, striking out seven batters and allowing just one hit through four scoreless innings...was removed from his start on May 25 vs. Salt Lake and did not return the rest of the season due to a right lat strain.
- Returned to game action in June of **2022**, making three rehab starts in the Astros lower levels... promoted to Triple A in July and finished his season with the Space Cowboys...combined to post a 6.53 ERA (29ER/40IP) in 13 games (11 starts) on the season...struck out 45 in his 40.0 innings pitched.
- Reported to Major League Spring Training in **2021**, but did not pitch in a game...optioned to minor league camp on March 12...experienced discomfort in his elbow while throwing live batting practice in a Spring Training workout...underwent ulnar collateral ligament reconstructive surgery (Tommy John) on his right elbow on March 17.
- Was a non-roster invite to Major League Spring Training for the second consecutive season in **2020**...made four appearances for the Astros (5ER/6IP) before the COVID-19 shutdown...reported to Summer Camp and impressed in live BPs but did not make the Opening Day roster...spent his entire 2020 season on the 60-man player pool at the Astros Alternate Training site...had his season cut short due to a right forearm strain.
- Combined to post a 3-7 record with a 7.99 ERA (53ER/59.2IP) and 86 strikeouts between four levels in the Astros system in **2019**...pitched in the Arizona Fall League following the year and went 3-2 with a 2.88 ERA (8ER/25IP) in six starts for Peoria.
- Made eight regular season starts for Double A Corpus Christi in **2018**...didn't debut with the Hooks until June 8 following a 50-game suspension handed down by MLB...made six consecutive starts and exited his outing on July 5 with an oblique injury...was an MLB Futures Game selection but was unable to participate in the contest due to injury...returned to the mound in August to make two more starts before re-injuring his oblique... returned for the postseason, making one start on Sept. 7 at San Antonio (1ER/2.2IP)...following the regular season, pitched for Scottsdale in the Arizona Fall League, where he as named an AFL Rising Star...posted a 2.42 ERA (7ER/26IP) with 36 strikeouts in 26.0 innings across six starts...earned AFL Pitcher of the Week on Oct. 13.
- Worked his way up the Astros minor league system in **2017**, moving from Class A Quad Cities to Advanced Class A Buies Creek to Double A Corpus Christi...by doing so, he became just the fifth player in a 20-year span to be drafted out of high school and advance to the Double A level in his first full minor league season, joining Chad Billingsley, Zack Greinke, Clayton Kershaw and Dylan Bundy... combined to post a 5-4 record with a 2.83 ERA (29ER/92.1IP) with 143 strikeouts in 23 games (18 starts)...was named an MiLB.com Organizational All-Star following the season.
- Debuted as a professional in **2016**, tossing 18.2 innings in eight games between two affiliates... signed his professional contract on June 22 after being drafted on June 8.

CHARLES FORREST WHITLEY

Year	Team	W	L	ERA	G	GS	CG	SHO	SV	IP	H	R	ER	HR	HB	BB	SO	WP	BK	AVG
2016	GCL Astros (R)	1	1	7.36	4	2	0	0	0	7.1	8	6	6	0	0	3	13	0	0	.267
	Greenville (R)	0	1	3.18	4	4	0	0	0	11.1	11	6	4	0	0	3	13	2	0	.244
2017	Quad Cities (A)	2	3	2.91	12	10	0	0	0	46.1	42	16	15	2	2	21	67	3	1	.247
	Buies Creek (A)	3	1	3.16	7	6	0	0	0	31.1	28	11	11	2	2	9	50	4	0	.237
	Corpus Christi (AA)	0	0	1.84	4	2	0	0	0	14.2	8	3	3	1	1	4	26	0	0	.157
2018	Corpus Christi (AA)	0	2	3.76	8	8	0	0	0	26.1	15	11	11	2	2	11	34	0	0	.160
2019	Round Rock (AAA)	0	3	12.21	8	5	0	0	0	24.1	35	33	33	9	0	15	29	1	1	.343
	GCL Astros (R)	0	2	8.31	2	2	0	0	0	4.1	2	5	4	0	0	9	10	4	0	.125
	Fayetteville (A)	1	0	2.16	2	2	0	0	0	8.1	4	2	2	0	1	1	11	0	0	.138
	Corpus Christi (AA)	2	2	5.56	6	6	0	0	0	22.2	18	14	14	2	3	19	36	7	0	.222
2020	--Did not play; Cancellation of minor league season--																			
2021	--Did not play; Injured--																			
2022	GCL Astros (R)	0	0	13.50	1	1	0	0	0	2.0	3	3	3	0	0	2	2	0	0	.333
	Fayetteville	0	0	0.00	2	2	0	0	0	5.0	1	0	0	0	0	0	7	0	0	.059
	Sugar Land (AAA)	0	2	7.09	10	8	0	0	0	33.0	32	26	26	2	2	25	36	2	1	.250
2023	Sugar Land (AAA)	1	2	5.70	8	6	0	0	0	30.0	23	19	19	6	5	17	32	1	0	.205
MINOR LEAGUE TOTALS		10	19	5.09	78	64	0	0	0	267.0	230	155	151	26	18	139	366	24	3	.230

WHITLEY CAREER TRANSACTIONS

- Selected by Houston in the first round (17th overall) of the June 2016 draft.

ASTROS ALPHABETICAL ROSTER

52.....Abreu, Bryan.....RHP	77.....Garcia, Luis.....RHP	67.....Mushinski, Parker.....LHP
79.....Abreu, José.....IF	41.....Gittens, Chris*.....IF	63.....Ortega, Oliver.....RHP
27.....Altuve, Jose.....IF	74.....Gordon, Colton*.....LHP	81.....Palma, Miguel.....C
44.....Alvarez, Yordan.....OF	31.....Graveman, Kendall.....RHP	3.....Peña, Jeremy.....IF
75.....Arrigheti, Spencer*.....RHP	71.....Hader, Josh.....LHP	55.....Pressly, Ryan.....RHP
78.....Berryhill, Luke*.....C	82.....Hamilton, Quincy*.....OF	18.....Salazar, César.....C
64.....Bielak, Brandon.....RHP	11.....Hensley, David.....IF	50.....Scott, Tayler*.....LHP
56.....Blanco, Ronel.....RHP	53.....Javier, Cristian.....RHP	28.....Singleton, Jon.....IF
69.....Blubaugh, A.J.*.....RHP	9.....Julks, Corey.....OF	62.....Sousa, Bennett.....LHP
2.....Bregman, Alex.....IF	16.....Kessinger, Grae.....IF	91.....Strotman, Drew*.....RHP
58.....Brown, Hunter.....RHP	70.....Kouba, Rhett.....RHP	80.....Stubbs, C.J.*.....C
38.....Cabbage, Trey.....OF	92.....Kuhnel, Joel.....RHP	48.....Suero, Wander*.....RHP
17.....Caratini, Victor.....C	98.....León, Pedro*.....OF	73.....Tamarez, Misael*.....RHP
54.....Coleman, Dylan.....RHP	83.....Loperfido, Joey*.....OF	30.....Tucker, Kyle.....OF
72.....Contreras, Luis*.....RHP	26.....Machado, Dixon*.....IF	65.....Urquidy, José.....RHP
89.....Corona, Kenedy.....OF	61.....Martinez, Seth.....RHP	35.....Verlander, Justin.....RHP
51.....Cronan, Declan.....RHP	20.....McCormick, Chas.....OF	59.....Valdez, Framber.....LHP
84.....Dezenzo, Zach.....IF	43.....McCullers Jr., Lance.....RHP	90.....Wagner, Will*.....IF
21.....Diaz, Yainer.....C	88.....McDonald, Cole*.....RHP	87.....Whitcomb, Shay*.....IF
66.....Dubin, Shawn.....RHP	76.....Melton, Jacob*.....OF	60.....Whitley, Forrest.....RHP
14.....Dubón, Mauricio.....IF/OF	6.....Meyers, Jake.....OF	
68.....France, J.P.....RHP	47.....Montero, Rafael.....RHP	

* - non-roster invitee

ASTROS NUMERICAL ROSTER

2.....Bregman, Alex.....IF	48.....Suero, Wander*.....RHP	72.....Contreras, Luis*.....RHP
3.....Peña, Jeremy.....IF	50.....Scott, Tayler*.....LHP	73.....Tamarez, Misael*.....RHP
6.....Meyers, Jake.....OF	51.....Cronin, Declan.....RHP	74.....Gordon, Colton*.....LHP
9.....Julks, Corey.....OF	52.....Abreu, Bryan.....RHP	75.....Arrigheti, Spencer*.....RHP
11.....Hensley, David.....IF	53.....Javier, Cristian.....RHP	76.....Melton, Jacob*.....OF
14.....Dubón, Mauricio.....IF/OF	54.....Coleman, Dylan.....RHP	77.....Garcia, Luis.....RHP
16.....Kessinger, Grae.....IF	55.....Pressly, Ryan.....RHP	78.....Berryhill, Luke*.....C
17.....Caratini, Victor.....C	56.....Blanco, Ronel.....RHP	79.....Abreu, José.....IF
18.....Salazar, César.....C	58.....Brown, Hunter.....RHP	80.....Stubbs, C.J.*.....C
20.....McCormick, Chas.....OF	59.....Valdez, Framber.....LHP	81.....Palma, Miguel.....C
21.....Diaz, Yainer.....C	60.....Whitley, Forrest.....RHP	82.....Hamilton, Quincy*.....OF
26.....Machado, Dixon*.....IF	61.....Martinez, Seth.....RHP	83.....Loperfido, Joey*.....OF
27.....Altuve, Jose.....IF	62.....Sousa, Bennett.....LHP	84.....Dezenzo, Zach*.....IF
28.....Singleton, Jon.....IF	63.....Ortega, Oliver.....RHP	86.....Gaither, Ray*.....RHP
30.....Tucker, Kyle.....OF	64.....Bielak, Brandon.....RHP	87.....Whitcomb, Shay*.....IF
31.....Graveman, Kendall.....RHP	65.....Urquidy, José.....RHP	88.....McDonald, Cole*.....RHP
35.....Verlander, Justin.....RHP	66.....Dubin, Shawn.....RHP	89.....Corona, Kenedy.....OF
38.....Cabbage, Trey.....OF	67.....Mushinski, Parker.....LHP	90.....Wagner, Will*.....IF
41.....Gittens, Chris*.....IF	68.....France, J.P.....RHP	92.....Kuhnel, Joel*.....RHP
43.....McCullers Jr., Lance.....RHP	69.....Blubaugh, A.J.*.....RHP	98.....León, Pedro*.....OF
44.....Alvarez, Yordan.....OF	70.....Kouba, Rhett*.....RHP	
47.....Montero, Rafael.....RHP	71.....Hader, Josh.....LHP	

* - non-roster invitee

ASTROS
FRONT OFFICEASTROS
COACHING STAFF

HOUSTON ASTROS

SCOUTING & PLAYER
DEVELOPMENT2023 SEASON
IN REVIEW2024
OPPONENTSHISTORY &
RECORDSSPRING
TRAININGMEDIA
INFORMATIONMINUTE MAID
PARK

BIRTHDAYS FOR PLAYERS AND COACHES

JANUARY

- 2 Spencer Arrighetti (24)
- 3 Omar Lopez (46)
- 4 Miguel Palma (22)
- 16 Misael Tamarez (23)
- 17 Kyle Tucker (26)
- 29 José Abreu (36)

FEBRUARY

- 4 Chris Gittens (31)
- 7 Josh Miller (44)
- 19 Joel Kuhnel (29)
- 22 Dixon Machado (31)
- 27 Corey Julks (27)

MARCH

- 4 Ray Gaither (26)
- 11 Cole McDonald (26)
- 15 César Salazar (27)
- 21 Kenedy Corona (24)
- 25 Phil Maton (30)
- 26 Cristian Javier (26)
- 28 David Hensley (27)
- 30 Alex Bregman (29)

APRIL

- 2 Brandon Bielak (26)
- 3 Gary Pettis (64)
- 4 J.P. France (28)
- 6 Bennett Sousa (28)
- 7 Josh Hader (29)
- 19 Chas McCormick (27)
- 22 Bryan Abreu (25)
- 29 Luis Contreras (27)

MAY

- 1 José Urquidy (27)
- 3 Trey Cabbage (26)
- 6 Jose Altuve (32)
- 11 Zach Dezenzo (23)
- 11 Joey Loperfido (24)
- 28 Luke Berryhill (24)
- 28 Pedro León (25)

JUNE

- 1 Tayler Scott (31)
- 12 Quincy Hamilton (25)
- 18 Jake Meyers (26)
- 27 Yordan Alvarez (25)

JULY

- 4 AJ Blubaugh (23)
- 12 Jason Bell (33)
- 18 Michael Collins (38)
- 19 Mauricio Dubon (28)
- 29 Will Wagner (24)

AUGUST

- 17 Victor Caratini (30)
- 25 Grae Kessinger (25)
- 29 Hunter Brown (24)
- 29 Seth Martinez (28)
- 30 Joe Espada (47)
- 31 Ronel Blanco (29)

SEPTEMBER

- 3 Dave Clark (61)
- 3 Rhett Khouba (24)
- 3 Drew Strotman (27)
- 6 Shawn Dubin (27)
- 7 Jacob Melton (23)
- 15 Wander Suero (32)
- 15 Forrest Whitley (25)
- 16 Dylan Coleman (27)
- 18 Jon Singleton (32)
- 21 Yainer Diaz (24)
- 22 Jeremy Peña (25)

OCTOBER

- 2 Lance McCullers Jr. (29)
- 2 Oliver Ortega (27)
- 17 Rafael Montero (32)

NOVEMBER

- 12 CJ Stubbs (26)
- 13 Bill Murphy (33)
- 19 Framber Valdez (29)
- 22 Parker Mushinski (27)

DECEMBER

- 5 Troy Snitker (34)
- 13 Luis Garcia (26)
- 15 Ryan Pressly (34)
- 17 Alex Cintrón (44)
- 20 Colton Gordon (25)
- 21 Kendall Graveman (33)

*Number in parentheses indicates age as of Opening Day.

2024 SEASON

SCOUTING AND PLAYER DEVELOPMENT



HOUSTON★ASTROS

RELENTLESS

2024 ASTROS AFFILIATE DIRECTORY

SUGAR LAND SPACE COWBOYS

Pacific Coast League East
Constellation Field
1 Stadium Drive
Sugar Land, TX 77498
(281) 240-4487

Owner: Houston Astros Baseball Club
President: Chris Hill
General Manager: Tyler Stamm
Manager: Mickey Storey
Pitching Coach: Thomas Whitsett
Hitting Coach: Aaron Westlake
Development Coach: Wladimir Sutil
Trainer: Takeaki Ando
Strength Coach: Sam Knox

FAYETTEVILLE WOODPECKERS

Carolina League South
Segra Stadium
225 Ray Avenue
Suite 165
Fayetteville, NC 28301
(910) 339-1989

Owner: Houston Astros Baseball Club
Manager: Ricky Rivera
Pitching Coach: Zach Wilkins
Hitting Coach: Andrew Cresci
Development: Jeff Calhoun
Trainer: Kily Gilbert
Strength Coach: Kevin Rivera

DSL ASTROS BLUE

Latin American Home of the Astros
Manager: Manuel Martinez
Pitching Coach: Rick Aponte
Hitting Coach: Luis Reynoso
Trainer: Sindy Garibay-Flores
Strength Coach: Faustino Ramirez

CORPUS CHRISTI HOOKS

Texas League South
Whataburger Field
734 East Port Avenue
Corpus Christi, TX 78401
(361) 561-4665

Owner: Houston Astros Baseball Club
General Manager: Brady Ballard
Manager: Joe Thon
Pitching Coach: Sean Buchanan
Hitting Coach: Bobby Bell
Development Coach: Vincent Blue
Trainer: Jennifer Bardales
Strength Coach: Joe Powell

FLORIDA COMPLEX LEAGUE

The Ballpark of the Palm Beaches
5454 Haverhill Road
West Palm Beach, FL 33407

Manager: Carlos Lugo
Pitching Coach: James Wiseman
Hitting Coach: Kyle Brennan
Hitting Coach: Taylor Jones
Development: Alfredo Grainier
Trainer: Brianna Spence
Trainer: Clarissa Lopez
Strength Coach: Shea Connell
Strength Coach: Cesar Vina

Florida Complex Dietitian: Frank Lee
Mental Health & Performance Provider:
Justin McKissick
Physical Therapist: Christian Huckfeldt

DSL ASTROS ORANGE

Latin American Home of the Astros
Manager: Johe Acosta
Pitching Coach: Starlyng Sanchez
Pitching Coach: Luis Ramirez
Hitting Coach: Brauly Mejia
Development: Carlos Canelon
Trainer: Mikaela Quinn
Strength Coach: Luis Polanco

ASHEVILLE TOURISTS

South Atlantic League South
McCormick Field
30 Buchanan Place
Asheville, NC 28801
(828) 258-0428

Owner: DeWine Seeds Silver Dollar Baseball
Manager: Nate Shaver
Pitching Coach: Alex Harter
Hitting Coach: Bryan Muniz
Development: Eric Stamets
Trainer: Max Mahaffey
Strength Coach: Nick LaRue

DOMINICAN COMPLEX

Latin American Home of the Astros
Sr. Advisor, LatAm Development: Julio Linares
Mental Skills Coach: Andy Nunez
Strength Coordinator: Geremias Guzman
Dietitian: Melissa Valerio
Trainer: Joan Segura

ASTROS MINOR LEAGUE STADIUMS

CITY	NAME	LF	CF	RF	CAPACITY
Sugar Land (TX)	Constellation Field	325'	405'	348'	7,500
Corpus Christi (TX)	Whataburger Field	325'	400'	315'	7,500
Asheville (NC)	McCormick Field	326'	373'	297'	4,000
Fayetteville (NC)	Segra Stadium	319'	400'	382'	4,786
West Palm Beach, FL	The Ballpark of the Palm Beaches	336'	408'	335'	7,858
Dominican Republic	Latin American Home of the Houston Astros	330'	390'	330'	n/a

MINOR LEAGUE AFFILIATE HISTORY

Triple A	Double A	High A	Low A
Sugar Land (2021-current) Round Rock (2005-10, 2019-20) Fresno (2015-2018) Oklahoma City (2011-14) New Orleans (1997-2004) Tucson (1980-96) Charleston (1977-79) Memphis (1976) Iowa (1975) Denver (1973-74) Oklahoma City (1962-72)	Corpus Christi (2005-current) Round Rock (2000-04) Jackson (1991-99) Columbus (1970-90) Dallas-Fort Worth (1968) Amarillo (1965-67) San Antonio (1963-64)	Asheville (2021-current) Fayetteville (2019-20) Buies Creek (2017-2018) Lancaster (2009-16) Salem (2003-08) Kissimmee (1995-2000) Osceola (1990-94)	Fayetteville(2021-current) Quad Cities (2013-20) Lexington (2001-12) Michigan (1999-2002) Quad Cities (1993-98) Asheville (1982-93) Burlington (1991-92) Osceola (1985-89) Daytona Beach (1978-84) Cocoa (1977) Dubuque (1975-76) Cedar Rapids (1973-74) Cocoa (1965-72) Sumter (1971) Peninsula (1969) Greensboro (1968) Asheville (1967) Salisbury (1965-66) Durham (1963-66) Modesto (1963-64) Moultrie (1963)
Class A Short Season	Rookie	Florida Complex League	Academies
Tri-City (2002-20) Pittsfield (2001) Auburn (1982-2000) Williamsport (1969-70) Bismarck-Mandan (1966)	Greenville (2004-16) Martinsville (1999-2003) Covington (1967-76) Colts (1964)	FCL Astros (2009-present) GCL Astros (1977-98) FRL Astros (1965)	Dominican(1997-present) Venezuelan (2002-08) Dominican (1991-93)

ORGANIZATIONAL MINOR LEAGUE CHAMPIONS

Year	Club	League	Level
2018	Buies Creek	Carolina	Class A Advanced
2018	Tri-City	New York-Penn	Class A Short Season
2017	Quad Cities	Midwest	Class A
2015	Fresno	Pacific Coast	Triple A
2015	Greenville	Appalachian	Rookie
2014	Lancaster	California	Class A Advanced
2013	Quad Cities	Midwest	Class A
2013	Tri-City	New York-Penn	Class A Short Season
2012	Lancaster	California	Class A Advanced
2010	Tri-City	New York-Penn	Class A Short Season
2006	Corpus Christi	Texas	Double A
2004	Greenville	Appalachian	Rookie
2001*	New Orleans	Pacific Coast	Triple A
2000	Round Rock	Texas	Double A
2000	Michigan	Midwest	Class A
1999	Kissimmee	Florida State	Class A Advanced
1999	Martinsville	Appalachian	Rookie
1998	New Orleans	Pacific Coast	Triple A
1996	Jackson	Texas	Double A
1993	Tucson	Pacific Coast	Triple A
1993	Jackson	Texas	Double A
1991	Tucson	Pacific Coast	Triple A
1986	Columbus	Southern	Double A
1984	Asheville	South Atlantic	Class A
1981	Daytona Beach	Florida State	Class A
1977	Charleston	International	Triple A
1964	San Antonio	Texas	Double A
1963	Oklahoma City	Pacific Coast	Triple A

*indicates co-champion

ASTROS MINOR LEAGUE PLAYERS OF THE YEAR

Year	Player of the Year	Pitcher of the Year	Complex Player of the Year	Complex Pitcher of the Year
2023	IF/OF Joey Loperfido	RHP Spencer Arrighetti	IF Waner Luciano	RHP Sandy Mejia
2022	C Yainer Diaz	RHP Hunter Brown		
2021	C Luke Berryhill	LHP Jonathan Bermudez		
2019	IF Abraham Toro	RHP Cristian Javier		
2018	OF Kyle Tucker	RHP Josh James		
2017	OF Kyle Tucker	RHP Forrest Whitley		
2016	IF Alex Bregman	RHP Brady Rodgers		
2015	IF AJ Reed	RHP Joe Musgrove		
2014	OF Brett Phillips	LHP Josh Hader		
2013	OF George Springer	RHP David Martinez		
2012	IF Delino DeShields	RHP Mike Foltyniewicz		
2011	IF Jose Altuve	RHP Jake Buchanan		
2010	OF J.D. Martinez	RHP Jordan Lyles		

2023 MINOR LEAGUE PLAYERS AND PITCHERS OF THE MONTH

Year	Player of the Month	Pitcher of the Month
April	IF/OF Joey Loperfido	RHP Rhett Kouba
May	IF Zach Dezenzo	RHP Spencer Arrighetti
June	OF Zach Cole	RHP Nic Swanson
July	OF Jacob Melton	LHP Colton Gordon
August	IF Will Wagner	RHP Jose Fleury

2024 TOP 10 PROSPECT LISTS

MLB.com			Baseball America		
Rank	Name	Pos.	Rank	Name	Pos.
1.	Jacob Melton	OF	1.	Jacob Melton	OF
2.	Luis Baez	OF	2.	Luis Baez	OF
3.	Spencer Arrighetti	RHP	3.	Spencer Arrighetti	RHP
4.	Brice Matthews	IF	4.	Brice Matthews	IF
5.	Zach Dezenzo	IF	5.	Zach Dezenzo	OF
6.	Joey Loperfido	IF/OF	6.	Joey Loperfido	IF/OF
7.	Colton Gordon	LHP	7.	Zach Cole	OF
8.	Colin Barber	OF	8.	Alonzo Tredwell	RHP
9.	Rhett Kouba	RHP	9.	Kenedy Corona	OF
10.	Zach Cole	OF	10.	Andrew Taylor	RHP

ASTROS IN THE FUTURES GAME

Year Players

2023	OF Drew Gilbert (1x2)
2022	Hunter Brown (0.2 IP, 2 H, 3 R 0 ER, 2 BB, 1 SO), Yainer Diaz (2x4)
2021	Pedro Leon (0x1)
2019	J.B. Bukauskas (DNP)
2018	Yordan Alvarez (1x3, BB)
2017	Yordan Alvarez (1x1, RBI), Derek Fisher (1x2, 2RBI, 2B), Kyle Tucker (1x3, RBI)
2016	Alex Bregman (3x5, R), Joe Musgrove (1.0 IP, 0 H, 0 R)
2015	Tony Kemp (0x1, 2 BB, R), Mark Appel (1.0 IP, 1 H, 0 R)
2014	Domingo Santana (0x2), Michael Feliz (1.0 IP, 2 H, 2 R, 2 SO)
2013	George Springer (1x3), Delino DeShields (0x2), Carlos Correa (0x0)
2012	Jon Singleton (3x4, BB, RBI, 2 R)
2011	Jose Altuve (2x3, 2B)
2010	Jordan Lyles (1.0 IP, 1 H, 0 R, 1 SO)
2009	Jason Castro (1x2, HR, 3 RBI), Chia-Jen Lo (1.0 IP, 0 H, 2 BB, 1 SO)
2008	Polin Trinidad (1.0 IP, 1 H, 1 SO)
2007	J.R. Towles (0x1), Jimmy Van Ostrand (1x1, HR, RBI)
2006	Hunter Pence (1x3, R, RBI), Jason Hirsh (starter, 1.0 IP, 1 H, 0 R, 1 SO)
2005	Troy Patton (0.2 IP, 0 H, 0 R, 1 SO), Fernando Nieve (0.2 IP, 1 H, 0 R, 1 SO)
2004	Chris Burke (1x2, R), Willy Taveras (0x2)
2003	Chris Burke (0x2)
2002	John Buck (0x1)
2001	Jason Lane (0x2), Carlos Hernandez (1.0 IP, 3 H, 2 R, 3 SO)
2000	Carlos Hernandez, Wilfredo Rodriguez
1999	Lance Berkman

2023 ORGANIZATIONAL LEADERS

BATTING (min. 2.7 PA/G)

Jancel Villarroel, DSL	313
Carlos Cauro, DSL	313
Zach Dezenzo, ASH/CC	304
Sandro Pereira, DSL	298
Joey Loperfido, ASH/CC/SUG	278

RUNS SCORED

Jacob Melton, ASH/CC	83
Zach Dezenzo, ASH/CC	80
Shay Whitcomb, CC/SUG	79
Joey Loperfido, ASH/CC/SUG	79
Zach Cole, FAY/ASH	79

HITS

Joey Loperfido, ASH/CC/SUG	130
Shay Whitcomb, CC/SUG	129
Pedro Leon, SUG	118
Kenedy Corona, ASH/CC	115
Zach Dezenzo, ASH/CC	109

DOUBLES

Joey Loperfido, ASH/CC/SUG	27
J.J. Matijevic, SUG	26
Pedro Leon, SUG	23
Zach Dezenzo, ASH/CC	23
Kenedy Corona, ASH/CC	21

TRIPLES

Zach Cole, FAY/ASH	8
Bligh Madris, SUG	6
J.J. Matijevic, SUG	6
Chad Stevens, CC	5
three players	4

TOTAL BASES

Shay Whitcomb, CC/SUG	253
Joey Loperfido, ASH/CC/SUG	238
Kenedy Corona, ASH/CC	120
Pedro Leon, SUG	210
Zach Cole, FAY/ASH	197

HOME RUNS

Shay Whitcomb, CC/SUG	35
Joey Loperfido, ASH/CC/SUG	25
Jacob Melton, ASH/CC	23
Kenedy Corona, ASH/CC	22
Pedro Leon, SUG	21

RUNS BATTED IN

Shay Whitcomb, CC/SUG	102
Joey Loperfido, ASH/CC/SUG	78
J.J. Matijevic, SUG	76
Pedro Leon, SUG	72
two players	65

WALKS

Bligh Madris, SUG	67
Zach Cole, FAY//ASH	66
Tommy Sacco Jr., ASH	66
Joey Loperfido, ASH/CC/SUG	65
Rylan Bannon, SUG	63

EXTRA-BASE HITS

Joey Loperfido, ASH/CC/SUG	55
Shay Whitcomb, CC/SUG	54
J.J. Matijevic, SUG	48
three players	47

STOLEN BASES

Jackson Loftin, FAY/SUG	60
Jacob Melton, ASH/CC	46
Zach Cole, FAY/ASH	37
Kenedy Corona, ASH/CC	32
Joey Loperfido, ASH/CC/SUG	27

OBP (full-season)

Zach Dezenzo, ASH/CC	383
Zach Cole, FAY/ASH	380
Joey Loperfido, ASH/CC/SUG	370
John Garcia, FAY/ASH	364
Rylan Bannon, SUG	360

SLG (full-season)

Zach Dezenzo, ASH/CC	531
Joey Loperfido, ASH/CC/SUG	510
Zach Cole, FAY/ASH	489
Shay Whitcomb, CC/SUG	470
Jacob Melton, ASH/CC	467

OPS (full-season)

Zach Dezenzo, ASH/CC	914
Joey Loperfido, ASH/CC/SUG	880
Zach Cole, FAY/ASH	869
Rylan Bannon, SUG	810
Jacob Melton, ASH/CC	801

SAVES

Joe Record, SUG	11
Jeremy Molero, FAY	8
Cole McDonald, ASH/CC	7
Enoli Paredes, SUG	6
four players	4

INNINGS PITCHED

Colton Gordon, CC/SUG	128.1
Rhett Kouba, CC/SUG	128.0
Spencer Arrighetti, CC/SUG	124.2
Trey Dombroski, FAY	119.0
Julio Robaina, CC	116.0

STRIKEOUTS

Colton Gordon, CC/SUG	151
Trey Dombroski, FAY	148
Spencer Arrighetti, CC/SUG	141
Jose Fleury, FAY	139
Rhett Kouba, CC/SUG	136

ERA (min. 100IP)

Julio Robaina, CC	3.18
Nic Swanson, FAY/ASH	3.34
Rhett Kouba, CC/SUG	3.45
Trey Dombroski, FAY	3.71
Colton Gordon, CC/SUG	4.14

WHIP (min. 100IP)

Trey Dombroski, FAY	1.12
Nic Swanson, FAY/ASH	1.12
Rhett Kouba, CC/SUG	1.20
Spencer Arrighetti, CC/SUG	1.25
Ryan Gusto, ASH/CC	1.28

SO/9.0 IP (min. 100IP)

Trey Dombroski, FAY	11.19
Colton Gordon, CC/SUG	10.59
Spencer Arrighetti, CC/SUG	10.18
Aaron Brown, CC	9.64
Rhett Kouba, CC/SUG	9.56

BB/9.0 IP (min. 100IP)

Rhett Kouba, CC/SUG	2.60
Valente Bellozo, ASH/CC	2.61
Trey Dombroski, FAY	2.72
Nic Swanson, FAY/ASH	3.03
Aaron Brown, CC	3.16

SO/BB (min. 100IP)

Trey Dombroski, FAY	4.11
Rhett Kouba, CC/SUG	3.68
Valente Bellozo, FAY/ASH	3.31
Nic Swanson, FAY/ASH	3.10
Aaron Brown, CC	3.06

ASTROS
FRONT OFFICEASTROS
COACHING STAFFHOUSTON
ASTROSSCOUTING & PLAYER
DEVELOPMENT2023 SEASON
IN REVIEW2024
OPPONENTSHISTORY &
RECORDSSPRING
TRAININGMEDIA
INFORMATIONMINUTE MAID
PARK

2024 ASTROS MINOR LEAGUE COORDINATORS & SPECIAL ADVISORS

Micheal Thomas	Field Coordinator
Dan Hennigan.....	Hitting Coordinator
Eric Niesen	Pitching Coordinator
Mike Ramazzotti	Infield Coordinator
Dylan Mazzo.....	Outfield Coordinator
Rene Rojas.....	Assistant Hitting Coordinator
Thomas Whitsett.....	Assistant Pitching Coordinator
Brandon Zumbach.....	Medical Coordinator
Brian Faller	Rehabilitation Medical Coordinator
Tara Boening	Dietitian Coordinator
Chris Martin.....	Strength and Conditioning Coordinator
Alexa Garcia.....	Strength & Conditioning Rehab Coordinator
Eric Pimentel	Dominican Medical Coordinator
Laura Ramos.....	Mental Health and Performance Coordinator
Chuckie Caufield.....	Special Advisor
Jay Bruce.....	Special Advisor
John Valentin	Special Advisor

2024 ASTROS AMATEUR & INTERNATIONAL SCOUTING STAFF

Senior Director, Amateur Scouting

Deric Ladnier

Director, Amateur Scouting

Cam Pendino

Assistant Director, Amateur Scouting

Evan Brannon

Manager, Amateur Scouting

Ryan Courville

Senior Scouting Advisor

Charlie Gonzalez

Special Assignment Scout

De Jon Watson

Regional Crosscheckers

Jamie Lehman..... Irvine, CA
Mike Meyers..... Houston, TX

Domestic Scouts

Tim Costic..... Los Angeles, CA
Brian Sheffler..... Houston, TX
Steven DiPuglia..... Bradenton, FL
Joe Dunigan..... Phoenix, AZ
Andrew Johnson..... Raleigh, NC
Kevin Mello..... Richmond, CA
Scott Oberhelman..... Columbus, OH
Steve Payne..... Barrington, RI
Drew Pearson..... Milwaukee, WI
Freddy Perez..... Nashville, TN
Bobby St. Pierre..... Atlanta, GA
Jim Stevenson..... Tulsa, OK
Landon Townsley..... Baton Rouge, LA
Eli Tupuola..... San Diego, CA

Coordinator, Amateur Scouting

TJ Tullis

Associate Analyst, Amateur Scouting

Nick Arrivo

Coordinator, Scouting Information

Kyle Connell

Director, International Scouting

Brian Rodgers

Assitant Director, International Scouting

Raymon Sanchez

International Scouting Supervisors

Alfredo Ulloa..... Dominican Republic
Jose Palacios..... Venezuela
Miguel Pintor..... Mexico

Manager, International Scouting

Catherine Fields

International Scouts

Alfred Ramirez..... Dominican Republic
Hassan Wessin..... Dominican Republic
Jose Lima..... Dominican Republic
Jose Torres..... Dominican Republic
Leocadio Guevara..... Dominican Republic
Daniel Acuna..... Venezuela
Daniel Gamboa..... Venezuela
Javier Rodriguez..... Venezuela

Special Assignment Scout

Enrique Brito..... Venezuela

Scouting Coordinators

Francisco Navarro..... Dominican Republic
Carlos Freitas..... Venezuela

Scouting Assistants

Cristopher Rodriguez..... Dominican Republic
Felix Paredes..... Dominican Republic
Oriana Gonzalez..... Dominican Republic
Adrian Pernalet..... Venezuela
Leonardo Marcano..... Venezuela
Luis Carlos Espinoza..... Venezuela
Alfredo Sierra..... Colombia
Luis Jauregui..... Mexico
Daniel Rodriguez..... Panama

International Scouting Analyst

Camron Shipley

International Scouting Coordinator

Ricardo Lizarraga

International Tryout Coordinator

Erick Acevedo

ASTROS MINOR LEAGUE OVERVIEW

Adolph, Ross.....	CF	Geraldo, Jorge M.....	RHS	Perez, Luis C.....	OF
Aguiar, Luis D.....	RHS	Gil, Franklin D.....	RHS	Perez, Ralim J.....	RHS
Almanzar, Yariell F.....	SS	Gillis, Brett E.....	RHS	Petschke, Benjamin G.....	RHR
Almonte, Dawil.....	RHS	Gomez, Cesar O.....	RHR	Pichardo, Jank M.....	RHS
Aparicio, Antony J.....	RHS	Gomez, Kenni A.....	OF	Plumlee, Peyton R.....	RHR
Arias, Bryan P.....	SS	Gomez, Miguel A.....	RHS	Pratt, Karniel L.....	OF
Arrighetti, Spencer Z.....	RHS	Gonzalez, Cristian D.....	SS	Presnal, Christopher.....	RHS
Austin, Kelly K.....	RHS	Gonzalez, Cristopher.....	OF	Price, Collin M.....	C
Aybar, Angel L.....	RHS	Gonzalez, Edwin J.....	RHS	Quesada, Luis J.....	OF
Baez, Luis A.....	OF	Gonzalez, Rafael.....	RHS	Quintana, Roiner E.....	OF
Balogh, Ricardo.....	SS	Gonzalez, Richi.....	OF	Ramirez, German A.....	SS
Balza, Miguel E.....	RHS	Gordon, Colton Z.....	LHS	Ramirez, Rafael N.....	SS
Barber, Colin A.....	CF	Guedez, Jose G.....	RHS	Ramos, Porfirio F.....	RHS
Bastidas, Jesus R.....	2B	Guillamo, Freddy A.....	C	Robaina, Julio C.....	LHS
Battista, Edinson J.....	RHS	Guilfoi, Tyler H.....	RHS	Robledo, Jose L.....	SS
Bellozo, Valente.....	RHS	Guillemette, Garret M.....	C	Rodriguez, Luis A.....	LHS
Beltre, Reimy E.....	RHS	Gusto, Ryan C.....	RHS	Rodriguez, Luis S.....	RHS
Berryhill, Luke D.....	C	Guzman, Danyuri S.....	RHS	Rodriguez, Mauricio L.....	RHS
Betancourt, Carlos E.....	RHR	Hamilton, Quincy R.....	OF	Rodriguez, Nerio C.....	C
Bibieca, Henry A.....	RHS	Hansen, Austin C.....	RHR	Rodriguez, Raimy.....	RHS
Bloss, Jake.....	RHS	Henley, Blair B.....	RHS	Rosario, Darwin M.....	RHS
Blubaugh, AJ J.....	RHS	Henriquez, Marcos.....	RHS	Rosario, Leomar.....	RHS
Borden, Tim R.....	SS	Hernandez, Alberto A.....	SS	Sacco, Tommy M.....	SS
Brewer, Jordan A.....	CF	Hicks, James D.....	RHS	Sanchez, Brayana.....	C
Brito, Anderson A.....	RHS	Huezo, Anthony.....	OF	Sanchez, Wilmy D.....	RHS
Brockhouse, Walker R.....	RHS	Hurtado, Carlos J.....	C	Sanchez, Yanquiel.....	LHS
Brown, Aaron W.....	RHS	Jaworsky, Chase T.....	SS	Sandle, Michael T.....	OF
Bush, Will P.....	C	Johnson, Ryan E.....	2B	Santa, Alimber D.....	RHS
Caldera, Fernando J.....	C	Jorge, Roger.....	RHS	Santander, Juan V.....	C
Caldera, Francisco J.....	C	Kato, Kobe M.....	2B	Santos, Alex Z.....	RHS
Calderon, Carlos D.....	RHS	King, Bryan D.....	LHS	Santos, Yerial.....	RHS
Capellan, Samuel.....	SS	Knorr, Michael.....	RHS	Serrano, Jose M.....	RHS
Carrasco, Deury L.....	RHR	Kouba, Rhett O.....	RHS	Severino, Wander.....	RHS
Carrera, Jesus D.....	RHS	Landeta, David M.....	RHS	Sherwin, Anthony J.....	SS
Casserilla, Xavier L.....	3B	Langford, Colby R.....	LHS	Sierra, Juan M.....	OF
Castellar, Jonaiker J.....	RHS	Lara, Wilton O.....	IF	Solis, Jairo J.....	RHS
Castro, Daniel A.....	C	Leach, Hudson T.....	RHS	Sosa, Andrews A.....	C
Cauro, Carlos D.....	C	Lebron, Ariel N.....	OF	Soto, Juan R.....	RHS
Cerny, Logan J.....	CF	Leon, Pedro M.....	OF	Sprinkle, Jonathan E.....	RHS
Chaidez, Adrian.....	RHS	Liriano, Eudy A.....	RHS	Stevens, Chad D.....	SS
Chirinos, Amilcar J.....	RHS	Loftin, Jackson J.....	SS	Stubbs, CJ J.....	C
Cobos, Franny.....	RHS	Loperfido, Joey J.....	OF	Subero, Danny J.....	RHS
Cole, Zach R.....	OF	Lorenzo, Dauri.....	IF	Suero, Wander.....	RHR
Colon, Andy.....	OF	Luciano, Waner D.....	SS	Swanson, Nic R.....	RHS
Colon, Luis J.....	IF	Machado, Dixon J.....	SS	Tamarez, Misael.....	RHS
Colon, Rabel.....	OF	Machandy, Roilan.....	OF	Taylor, Andrew P.....	RHS
Contreras, Luis E.....	RHS	Maican, Mauricio J.....	RHS	Tejeda, Jose E.....	RHS
Coronel, Enrique Y.....	RHS	Mancini, Joseph A.....	RHS	Temple, Austin C.....	RHS
Correa, JC C.....	C	Marcelino, Marco A.....	OF	Toro, Ricardo R.....	C
Cruz, Anthony.....	RHS	Marquez, Pedro B.....	RHS	Torres, Alejandro.....	RHS
Cruz, Narbe Y.....	SS	Marte, Angel.....	C	Tredwell, Alonzo S.....	RHS
Daniels, Zach A.....	CF	Marte, Julio.....	RHS	True, Derek B.....	RHS
De La Cruz, Cristian.....	RHS	Martich, Eurys V.....	RHS	Trujillo, Kedar Y.....	C
De La Cruz, Luis M.....	RHS	Martinez, Angelo A.....	RHS	Ullola, Miguel D.....	RHS
De Leon, Darwin J.....	SS	Martinez, Jeremy W.....	RHS	Urias, Manuel.....	RHS
De Paula, Axel F.....	OF	Martinez, Yefri.....	RHS	Valencia, Esmil.....	OF
De Paula, Brayana.....	LHS	Matthews, Brice A.....	SS	VanWey, Logan C.....	RHR
Del Rosario, Richel E.....	OF	McDonald, Cole C.....	RHS	Varela, Jose L.....	RHS
Delabio, Jacob S.....	RHR	Mejia, Sandy A.....	RHS	Vasquez, Yosweld J.....	C
Deming, Austin E.....	IF	Melendez, Jaime.....	RHS	Vega, Luis J.....	RHS
DeVos, Nolan.....	RHS	Melton, Jacob W.....	OF	Victorino, Luis A.....	RHS
Dezenzo, Zach.....	SS	Mendoza, Manuel J.....	RHS	Villalobos, Dionel J.....	RHS
Diaz, Camilo.....	SS	Mercedes, Abel J.....	RHS	Villarroel, Jancel A.....	C
Diaz, Jhon J.....	SS	Mezquita, Cristofer E.....	LHS	Wagner, Will J.....	2B
Diaz, Norbis J.....	RHS	Miley, Deylen A.....	RHS	West, Derek J.....	RHS
Diaz, Victor Y.....	C	Molero, Jeremy A.....	RHS	Whitaker, Tyler J.....	OF
Dirden, Justin L.....	OF	Molina, Leosdany.....	IF	Whitcomb, Shay L.....	SS
Dixon, Joey H.....	RHS	Montes, Carlos J.....	RHS	Williams, Jeron P.....	SS
Dombroski, Trey J.....	LHS	Morales, Christopher A.....	OF	Williams, Justin M.....	3B
Encarnacion, Luis D.....	IF	Mori, Oswald A.....	RHS	Wroblecki, Ryan T.....	C
Encarnacion, Yamal Y.....	IF	Mujica, Jesus D.....	SS		
Endersby, Jimmy R.....	RHS	Murray, Jayden A.....	RHS		
Espinosa, Carlos L.....	RHS	Nezuh, Jackson T.....	RHS		
Espinosa, Rolando J.....	SS	Nieves, Hector G. G.....	SS		
Estrella, Juan F.....	RHS	Nodal, Jose Y.....	LHS		
Familia, Daniel G.....	OF	Nunez, Alejandro L.....	SS		
Ferreras, Pascanel E.....	SS	Nunez, Jesus A.....	RHS		
Fisher, Cameron.....	OF	Nunez, Juan F.....	RHS		
Fleury, Jose N.....	RHS	Ochoa, Nehomar A.....	OF		
Foggo, Ian W.....	RHR	Ogando, Joan E.....	RHS		
Ford, Kasey T.....	RHS	Palma, Miguel F.....	C		
Frias, Francisco X.....	RHS	Pecko, Ethan J.....	RHS		
Gaither, Ray.....	RHS	Pena, Alain A.....	RHS		
Gantes, Anthony J.....	RHS	Peralta, Engel D.....	RHS		
Garcia, Elvis A.....	RHS	Peralta, Jean M.....	RHS		
Garcia, John M.....	C	Pereira, Sandro J.....	2B		
Gaston, Sandro.....	C	Perez, Eduardo Y.....	OF		

ASTROS MINOR LEAGUE PLAYERS

ROSS ADOLPH - OUTFIELDER

Height: 6-0 **Weight:** 205
Born: Dec. 17, 1996 - Findlay, OH
School: Toledo

Bats: L **Throws:** R
Hometown: Findlay, OH
Recommended/Signed By: Chris Hervey (NYM)

How Obtained: Acquired by the Astros from the Mets along with Scott Manea and Luis Santana in exchange for J.D. Davis and Cody Bohanek
Career Highlights: 2018: New York-Penn League Top Star, New York-Penn All-Star, MiLB.com Organization All-Star. 2019: Midwest League Player of the Week for June 16 and June 23.

Year	Team	AVG	G	AB	R	H	2B	3B	HR	RBI	BB	SO	SB	CS	OBP	SLG	SF	SH	HB	E
2023	Sugar Land (AAA)	.230	19	61	6	14	3	0	3	6	6	30	0	0	.347	.426	0	1	5	0
MINOR LEAGUE TOTALS		.246	325	1095	190	269	47	25	32	149	167	384	39	22	.368	.422	7	1	50	6

LUIS AGUILAR - RIGHT-HANDED PITCHER

Height: 5-11 **Weight:** 176
Born: April 4, 2004 - Chiriqui, Panama
Recommended/Signed By: Miguel Pintor/Daniel Rodriguez

Bats: R **Throws:** R
Hometown: Chiriqui, Panama

How Obtained: Signed by the Astros as a non-drafted free agent on Jan. 16, 2023

Year	Team	W	L	ERA	G	GS	CG	SHO	SV	IP	H	R	ER	HR	HB	BB	SO	WP	BK	AVG
2023	DSL Astros Blue (R)	3	2	4.84	13	5	0	0	0	35.1	39	21	19	3	3	13	41	2	0	.275
MINOR LEAGUE TOTALS		3	2	4.84	13	5	0	0	0	35.1	39	21	19	3	3	13	41	2	0	.275

YARIEL ALMANZAR - INFILDER

Height: 6-2 **Weight:** 185
Born: May 17, 2006 - La Vega, DR

Bats: R **Throws:** R
Hometown: La Vega, DR

Recommended/Signed By: Alfredo Ulloa/Raymon Sanchez/Jose Torres

How Obtained: Signed by the Astros as a non-drafted free agent on July 3, 2023.

Year	Team	AVG	G	AB	R	H	2B	3B	HR	RBI	BB	SO	SB	CS	OBP	SLG	SF	SH	HB	E
2023		did not make an appearance in 2023.																		

DAWILL ALMONTE - RIGHT-HANDED PITCHER

Height: 5-10 **Weight:** 187
Born: 10/19/2001 - Puerta Plata DR

Bats: R **Throws:** R
Hometown: Puerta Plata DR

Recommended/Signed By: Alfredo Ulloa/Hassan Wessin

How Obtained: Signed by the Astros as a non-drafted free agent on April 9, 2022.

Year	Team	W	L	ERA	G	GS	CG	SHO	SV	IP	H	R	ER	HR	HB	BB	SO	WP	BK	AVG
2023		did not make an appearance in 2023.																		

ANTONY APARICIO - RIGHT-HANDED PITCHER

Height: 6-2 **Weight:** 183
Born: Oct. 18, 2002 - David, Panama

Bats: R **Throws:** R
Hometown: David, Panama

Recommended/Signed By: Miguel Pintor/Daniel Rodriguez

How Obtained: Signed by the Astros as a non-drafted free agent on March 2, 2023

Year	Team	W	L	ERA	G	GS	CG	SHO	SV	IP	H	R	ER	HR	HB	BB	SO	WP	BK	AVG
2023	DSL Astros Orange (R)	2	1	2.84	13	7	0	0	0	31.2	27	12	10	2	0	10	40	3	0	.225
MINOR LEAGUE TOTALS		2	1	2.84	13	7	0	0	0	31.2	27	12	10	2	0	10	40	3	0	.225

BRYAN ARIAS - INFILDER

Height: 6-0 **Weight:** 228
Born: June 6, 1997 - San Antonio, TX
School: University of Texas-San Antonio

Bats: R **Throws:** R
Hometown: San Antonio, TX
Recommended/Signed By: Ryan Lakee

How Obtained: Selected by the Astros in the 28th round of the June 2019 draft.

Year	Team	AVG	G	AB	R	H	2B	3B	HR	RBI	BB	SO	SB	CS	OBP	SLG	SF	SH	HB	E
2023	FCL Astros (R)	.242	9	33	5	8	3	0	0	2	5	8	1	0	.375	.333	0	0	2	3
	Corpus Christi (AA)	.243	22	70	16	17	3	9	3	19	14	18	6	0	.384	.414	0	0	2	6
	Sugar Land (AAA)	.400	3	5	2	2	2	0	0	1	4	1	0	0	.667	.800	0	0	0	4
MINOR LEAGUE TOTALS		.224	215	686	97	154	34	1	21	98	98	210	30	6	.332	.369	5	1	15	34

SPENCER ARRIGHETTI - RIGHT-HANDED PITCHER

See non-roster bio.

KELLY AUSTIN - RIGHT-HANDED PITCHER

Height: 6-0 **Weight:** 217
Born: Dec. 17, 2000 - Pasadena, CA
School: UCLA

Bats: R **Throws:** R
Hometown: Pasadena, CA
Recommended/Signed By: Tim Costic

How Obtained: Signed by the Astros as an undrafted free agent on July 19, 2023.

Year	Team	W	L	ERA	G	GS	CG	SHO	SV	IP	H	R	ER	HR	HB	BB	SO	WP	BK	AVG
2023	FCL Astros (R)	0	0	INF	1	0	0	0	0	0.0	1	3	3	0	0	2	0	0	1	1.000
MINOR LEAGUE TOTALS		0	0	INF	1	0	0	0	0	0.0	1	3	3	0	0	2	0	0	1	1.000

ANGEL AYBAR - RIGHT-HANDED PITCHER

Height: 6-3 Weight: 162 Bats: R Throws: R

Born: April 28, 2004 Hometown: Santiago de los Caballeros, DR

Recommended/Signed By: Raymon Sanchez/Alfredo Ulloa/Hassan Wessin

How Obtained: Signed by the Astros as a non-drafted free agent on July 21, 2022

Year	Team	W	L	ERA	G	GS	CG	SHO	SV	IP	H	R	ER	HR	HB	BB	SO	WP	BK	AVG
2023	DSL Astros Blue (R)	1	1	9.70	11	1	0	0	0	21.1	22	25	23	1	0	21	18	5	0	.278
MINOR LEAGUE TOTALS		1	1	9.70	11	1	0	0	0	21.1	22	25	23	1	0	21	18	5	0	.278

LUIS BAEZ - OUTFIELDER

Height: 6-1 Weight: 237 Bats: R Throws: R

Born: Jan 11, 2004 - Bani, DR Hometown: Bani, DR

Recommended/Signed By: Jose Lima

How Obtained: Signed by the Astros as a non-drafted free agent on Jan. 15, 2022

Career Highlights: 2022: DSL Player of the Month for August, DSL Post-Season All-Star. 2023: FCL Player of the Week for June 11.

Year	Team	AVG	G	AB	R	H	2B	3B	HR	RBI	BB	SO	SB	CS	OBP	SLG	SF	SH	HB	E
2023	FCL Astros (R)	.271	17	59	10	16	2	0	7	15	16	14	1	1	.434	.661	0	0	1	0
	Fayetteville (A)	.239	41	155	20	37	13	1	4	23	17	48	0	0	.324	.413	3	0	4	3
MINOR LEAGUE TOTALS		.276	116	417	70	115	34	3	20	81	47	118	11	8	.354	.516	6	0	7	3

RICARDO BALOGH - INFILDER

Height: 6-3 Weight: 231 Bats: S Throws: R

Born: July 9, 2002 - Santo Domingo, DR Hometown: Santo Domingo, DR

Recommended/Signed By: Roman Ocumarez/Francis Mojica

How Obtained: Signed by the Astros as a non-drafted free agent on July 9, 2018.

Year	Team	AVG	G	AB	R	H	2B	3B	HR	RBI	BB	SO	SB	CS	OBP	SLG	SF	SH	HB	E
2023	Fayetteville (A)	.241	89	307	37	74	12	3	6	31	33	93	3	0	.315	.358	4	0	2	10
MINOR LEAGUE TOTALS		.232	234	721	78	167	21	7	8	89	67	229	11	6	.301	.313	9	3	8	10

MIGUEL BALZA - RIGHT-HANDED PITCHER

Height: 6-0 Weight: 195 Bats: R Throws: R

Born: May 21, 2004 - Libertador, VZ Hometown: Libertador, VZ

Recommended/Signed By: Jose Palacios/Carlos Freitas

How Obtained: Signed by the Astros as a non-drafted free agent on July 17, 2023.

Year	Team	W	L	ERA	G	GS	CG	SHO	SV	IP	H	R	ER	HR	HB	BB	SO	WP	BK	AVG
did not make an appearance in 2023.																				

COLIN BARBER - OUTFIELDER

Height: 6-0 Weight: 196 Bats: L Throws: L

Born: Dec. 4, 2000 - Paradise, CA Hometown: Chico, CA

School: Pleasant Valley HS Recommended/Signed By: Tim Costic

How Obtained: Selected by the Astros in the fourth round of the 2019 First-Year MLB Player Draft.

Career Highlights: 2022: South Atlantic League Player of the Week for June 5.

Year	Team	AVG	G	AB	R	H	2B	3B	HR	RBI	BB	SO	SB	CS	OBP	SLG	SF	SH	HB	E
2023	Corpus Christi (AA)	.244	79	270	42	66	16	1	11	40	45	73	5	2	.358	.433	2	0	4	3
MINOR LEAGUE TOTALS		.263	189	639	106	168	32	3	23	86	103	182	15	8	.378	.430	3	0	17	7

JESÚS BASTIDAS - INFILDER

Height: 5-8 Weight: 145 Bats: R Throws: R

Born: Sept. 14, 1998 - Barquisimeto, VZ Hometown: Cabudare, VZ

Recommended/Signed By: --

How Obtained: Signed by the Astros a minor league free agent on November 18, 2023.

Career Highlights: 2022: Minor League Gold Glove Award winner.

Year	Team	AVG	G	AB	R	H	2B	3B	HR	RBI	BB	SO	SB	CS	OBP	SLG	SF	SH	HB	E
2023	Somerset (AA)	.228	17	57	14	13	3	0	3	7	12	12	1	1	.380	.439	0	0	2	0
	SWB (AAA)	.253	101	340	49	86	13	2	12	38	29	96	11	4	.331	.409	3	0	12	11
MINOR LEAGUE TOTALS		.240	459	1576	246	378	59	5	44	188	151	389	48	27	.323	.367	11	6	48	43

EDINSON BATISTA - RIGHT-HANDED PITCHER

Height: 6-1 Weight: 212 Bats: R Throws: R

Born: May 19, 2002 - Santiago, DR Hometown: Santiago, DR

Recommended/Signed By: Roman Ocumarez/Alfredo Ulloa

How Obtained: Signed by the Astros as a non-drafted free agent on March 2, 2019.

Career Highlights: 2022: Baseball America Low Class A All-Star

Year	Team	W	L	ERA	G	GS	CG	SHO	SV	IP	H	R	ER	HR	HB	BB	SO	WP	BK	AVG
2023	Asheville (A)	1	3	10.13	11	7	0	0	1	29.1	40	35	33	9	5	14	28	2	0	.323
MINOR LEAGUE TOTALS		13	8	4.63	62	17	0	0	4	198.1	173	110	102	15	20	109	232	33	2	.231

VALENTE BELLOZO - RIGHT-HANDED PITCHER

Height: 5-11 **Weight:** 208 **Bats:** R **Throws:** R
Born: Jan. 4, 2000 - Baja California, MEX **Hometown:** Mexicali, MEX
Recommended/Signed By: Oz Ocampo/Raúl López
How Obtained: Signed by the Astros as a non-drafted free agent on July 3, 2017.
Career Highlights: 2019: *Baseball America* Short Season All-Star.

Year	Team	W	L	ERA	G	GS	CG	SHO	SV	IP	H	R	ER	HR	HB	BB	SO	WP	BK	AVG
2023	Asheville (A)	3	3	6.18	22	13	0	0	3	94.2	106	68	65	21	2	26	94	5	1	.280
	Corpus Christi (AA)	0	1	1.72	4	3	0	0	1	15.2	9	5	3	2	0	6	12	0	0	.170

MINOR LEAGUE TOTALS 14 10 3.45 69 39 0 0 6 269.0 218 111 103 24 10 78 271 15 1 .222

REIMY BELTRE - RIGHT-HANDED PITCHER

Height: 5-11 **Weight:** 200 **Bats:** R **Throws:** R
Born: Dec. 12, 2000 - Bonao, DR **Hometown:** Bonao, DR
Recommended/Signed By: Roman Ocumarez
How Obtained: Signed by the Astros as a non-drafted free agent on July 2, 2018.

Year	Team	W	L	ERA	G	GS	CG	SHO	SV	IP	H	R	ER	HR	HB	BB	SO	WP	BK	AVG
did not make an appearance in 2023																				

MINOR LEAGUE TOTALS 6 1 2.30 25 10 0 0 2 78.1 40 24 20 1 10 54 101 14 1 .149

LUKE BERRYHILL - CATCHER

See non-roster bio.

CARLOS BETANCOURT - RIGHT-HANDED PITCHER

Height: 6-1 **Weight:** 160 **Bats:** R **Throws:** R
Born: March 27, 2001 - Cumana, VZ **Hometown:** Cumana, VZ
Recommended/Signed By: Ebert Velásquez
How Obtained: Selected in the minor league phase of the 2023 Rule 5 Draft from Philadelphia.

Year	Team	W	L	ERA	G	GS	CG	SHO	SV	IP	H	R	ER	HR	HB	BB	SO	WP	BK	AVG
2023	Jersey Shore (A)	5	3	3.69	39	2	0	0	0	78.0	68	38	32	8	3	33	92	7	1	.229

MINOR LEAGUE TOTALS 9 9 3.62 82 16 0 0 2 171.1 155 83 69 12 12 75 186 22 2 .238

HENRY BIBIECA - RIGHT-HANDED PITCHER

Height: 6-1 **Weight:** 176 **Bats:** R **Throws:** R
Born: Dec. 15, 2002 - San Cristobal, DR **Hometown:** San Cristobal, DR
Recommended/Signed By: Leocadio Guevara

How Obtained: Signed by the Astros as a non-drafted free agent on Jan. 15, 2022

Year	Team	W	L	ERA	G	GS	CG	SHO	SV	IP	H	R	ER	HR	HB	BB	SO	WP	BK	AVG
did not make an appearance in 2023.																				

MINOR LEAGUE TOTALS 0 4 14.09 8 0 0 0 0 7.2 11 20 12 2 1 8 7 4 1 .297

JAKE BLOSS - RIGHT-HANDED PITCHER

Height: 6-3 **Weight:** 223 **Bats:** R **Throws:** R
Born: June 23, 2001 - Greensboro, NC **Hometown:** Greensboro, NC
School: Georgetown **Recommended/Signed By:** Bobby St. Pierre
How Obtained: Selected by the Astros in the third round of the 2023 First-Year MLB Player Draft.

Year	Team	W	L	ERA	G	GS	CG	SHO	SV	IP	H	R	ER	HR	HB	BB	SO	WP	BK	AVG
2023	FCL Astros (R)	0	0	3.86	2	2	0	0	0	2.1	2	1	1	0	0	1	3	0	0	.222
	Fayetteville (A)	1	1	2.76	5	4	0	0	0	16.1	14	8	5	0	1	11	20	2	2	.250

MINOR LEAGUE TOTALS 1 1 2.89 7 6 0 0 0 18.2 16 9 6 0 1 12 23 2 2 .246

A.J. BLUBAUGH - RIGHT-HANDED PITCHER

See non-roster bio.

TIM BORDEN II - INFIELDER

Height: 6-2 **Weight:** 205 **Bats:** R **Throws:** R
Born: Sept. 1, 1999 in Jeffersonville, IN **Hometown:** Clarksville, IN
School: Georgia Tech **Recommended/Signed By:** Bobby St. Pierre
How Obtained: Selected by the Astros in the 16th round of the 2022 First Year Player MLB draft.
Career Highlights: 2022: South Atlantic League Player of the Week for Sept. 4.

Year	Team	AVG	G	AB	R	H	2B	3B	HR	RBI	BB	SO	SB	CS	OBP	SLG	SF	SH	HB	E
2023	Asheville (A)	.245	100	364	45	89	17	1	11	49	24	148	7	3	.328	.387	2	0	22	15

MINOR LEAGUE TOTALS .252 126 448 64 113 19 1 17 70 35 185 11 3 .342 .413 3 0 28 21

JORDAN BREWER - OUTFIELDER

Height: 6-1 **Weight:** 195 **Bats:** R **Throws:** L
Born: Aug. 1, 1997 - St. Joseph, MI **Hometown:** St. Joseph, MI
School: University of Michigan **Recommended/Signed By:** Scott Oberhelman
How Obtained: Selected by the Astros in the third round of the June 2019 draft.

Year	Team	AVG	G	AB	R	H	2B	3B	HR	RBI	BB	SO	SB	CS	OBP	SLG	SF	SH	HB	E
2023	FCL Astros (R)	.067	4	15	3	1	1	0	0	0	4	3	0	0	.263	.133	0	0	0	0
	Corpus Christi (AA)	.243	67	247	38	60	11	1	8	39	30	73	12	4	.326	.378	2	0	3	4

MINOR LEAGUE TOTALS .235 207 757 129 178 33 4 21 107 95 226 46 8 .333 .373 7 0 20 6

ANDERSON BRITO - RIGHT-HANDED PITCHER

Height: 5-10 **Weight:** 155 **Bats:** R **Throws:** R
Born: July 7, 2004 - Sucre, VZ **Hometown:** Sucre, VZ
Recommended/Signed By: Jose Palacios/Daniel Gamboa
How Obtained: Signed by the Astros as a non-drafted free agent on November 1, 2023.

Year	Team	W	L	ERA	G	GS	CG	SHO	SV	IP	H	R	ER	HR	HB	BB	SO	WP	BK	AVG
did not make an appearance in 2023.																				

WALKER BROCKHOUSE - RIGHT-HANDED PITCHER

Height: 6-4 **Weight:** 200 **Bats:** R **Throws:** R
Born: Feb. 22, 1999 - Chesterfield, MO **Hometown:** Mt. Vernon, Ill
Recommended/Signed By: Landon Townsley
How Obtained: Signed by the Astros as a non-drafted free agent on July 17, 2021

Year	Team	W	L	ERA	G	GS	CG	SHO	SV	IP	H	R	ER	HR	HB	BB	SO	WP	BK	AVG
2023	Fayetteville (A)	1	0	3.38	5	0	0	0	0	5.1	1	2	2	0	0	4	7	4	0	.063
	Asheville (A)	3	0	5.28	25	0	0	0	0	29.0	24	17	17	2	3	19	37	6	1	.229

MINOR LEAGUE TOTALS 7 5 4.35 61 3 0 0 0 103.1 87 63 50 8 9 65 121 21 2 .230

AARON BROWN - RIGHT-HANDED PITCHER

Height: 6-3 **Weight:** 232 **Bats:** R **Throws:** R
Born: March 19, 1999 - Nashville, TN **Hometown:** Mt. Juliet, TN
School: Middle Tennessee State **Recommended/Signed By:** Landon Townsley
How Obtained: Selected by the Astros in the ninth round of the 2021 First-Year MLB Player Draft.

Year	Team	W	L	ERA	G	GS	CG	SHO	SV	IP	H	R	ER	HR	HB	BB	SO	WP	BK	AVG
2023	Corpus Christi (AA)	5	2	4.30	26	13	0	0	2	102.2	111	59	49	13	2	36	110	3	0	.272

MINOR LEAGUE TOTALS 10 14 4.86 57 32 0 0 4 233.1 261 148 126 38 5 74 237 7 0 .279

WILL BUSH - CATCHER

Height: 6-4 **Weight:** 227 **Bats:** L **Throws:** R
Born: March 4, 2004 - Dallas, TX **Hometown:** Dallas, TX
School: Tyler Junior College (TX) **Recommended/Signed By:** Brian Sheffler
How Obtained: Selected by the Astros in the 16th round of the 2023 First-Year MLB Player Draft.

Year	Team	AVG	G	AB	R	H	2B	3B	HR	RBI	BB	SO	SB	CS	OBP	SLG	SF	SH	HB	E
2023	FCL Astros (R)	.304	9	23	11	7	2	0	1	7	7	8	0	0	.500	.522	0	0	2	0

MINOR LEAGUE TOTALS .304 9 23 11 7 2 0 1 7 7 8 0 0 .500 .522 0 0 2 0

FERNANDO CALDERA - CATCHER

Height: 5-11 **Weight:** 230 **Bats:** R **Throws:** R
Born: Oct. 10, 2002 - Coro, VZ **Hometown:** Coro, VZ
Recommended/Signed By: Roman Ocumarez/Jose Palacios
How Obtained: Signed by the Astros as a non-drafted free agent on July 2, 2019.

Year	Team	AVG	G	AB	R	H	2B	3B	HR	RBI	BB	SO	SB	CS	OBP	SLG	SF	SH	HB	E
2023	FCL Astros (R)	.283	22	53	10	15	3	0	2	8	8	15	1	0	.387	.453	0	0	1	6

MINOR LEAGUE TOTALS .240 22 53 10 15 3 0 2 8 8 15 1 0 .387 .453 0 0 1 21

FRANCISCO CALDERA - CATCHER

Height: 6-1 **Weight:** 193 **Bats:** R **Throws:** R
Born: March 9, 2006 - Maracaibo, VZ **Hometown:** Maracaibo, VZ
Recommended/Signed By: Jose Palacios/Daniel Acuna
How Obtained: Signed by the Astros as a non-drafted free agent on Jan. 17, 2023.

Year	Team	AVG	G	AB	R	H	2B	3B	HR	RBI	BB	SO	SB	CS	OBP	SLG	SF	SH	HB	E
2023	DSL Astros Blue (R)	.198	30	81	12	16	3	1	2	10	15	22	1	0	.327	.333	1	0	1	2

MINOR LEAGUE TOTALS .198 30 81 12 16 3 1 2 10 15 22 1 0 .327 .333 1 0 1 2

CARLOS CALDERON - RIGHT-HANDED PITCHER

Height: 6-1 **Weight:** 210 **Bats:** R **Throws:** R
Born: Oct. 4, 2001 - San Cristobal, DR **Hometown:** San Cristobal, DR
Recommended/Signed By: Roman Ocumarez/Alfredo Ulloa/Francis Mojica
How Obtained: Signed by the Astros as a non-drafted free agent on July 2, 2018.

Year	Team	W	L	ERA	G	GS	CG	SHO	SV	IP	H	R	ER	HR	HB	BB	SO	WP	BK	AVG
2023	Asheville (A)	3	3	8.63	30	3	0	0	4	40.2	56	42	39	5	7	31	35	8	2	.335

MINOR LEAGUE TOTALS 14 13 5.04 84 28 0 0 5 239.1 226 155 134 18 29 146 266 44 4 .249

ASTROS
FRONT OFFICEASTROS
COACHING STAFFHOUSTON
ASTROSSCOUTING & PLAYER
DEVELOPMENT2023 SEASON
IN REVIEW2024
OPPONENTSHISTORY &
RECORDSSPRING
TRAININGMEDIA
INFORMATIONMINUTE MAID
PARK

SAMUEL CAPELLAN - INFIELDER

Height: 5-11 **Weight:** 155 **Bats:** R **Throws:** R
Born: Jan. 5, 2005 - Santo Domingo, DR **Hometown:** Santo Domingo, DR
Recommended/Signed By: Leocadio Guevara

How Obtained: Signed by the Astros as a non-drafted free agent on Jan. 15, 2022.

Year	Team	AVG	G	AB	R	H	2B	3B	HR	RBI	BB	SO	SB	CS	OBP	SLG	SF	SH	HB	E
2023	DSL Astros Orange (R)	.193	25	83	9	16	2	4	3	15	6	43	3	0	.266	.422	2	0	3	6
MINOR LEAGUE TOTALS																				
		.225	54	151	20	34	5	4	4	22	17	66	12	2	.314	.391	3	0	4	9

DEURY CARRASCO - RIGHT-HANDED PITCHER

Height: 5-9 **Weight:** 200 **Bats:** L **Throws:** R
Born: Sept. 20, 1999 - Villa La Mata, DR **Hometown:** Cotui, DR
Recommended/Signed By: Oz Ocampo/Roman Ocumarez

How Obtained: Signed by the Astros as a non-drafted free agent on July 2, 2016.

Year	Team	W	L	ERA	G	GS	CG	SHO	SV	IP	H	R	ER	HR	HB	BB	SO	WP	BK	AVG
2023	Fayetteville (A)	4	5	2.49	29	0	0	0	2	47.0	36	19	13	0	4	18	54	2	3	.214
MINOR LEAGUE TOTALS																				
		4	5	2.81	30	0	0	0	2	48.0	37	21	15	0	5	21	54	2	3	.215

JESUS CARRERA - RIGHT-HANDED PITCHER

Height: 5-11 **Weight:** 160 **Bats:** R **Throws:** R
Born: Nov. 27, 2004 - Ciudad Obregon, SO, MX **Hometown:** Ciudad Obregon, SO, MX
Recommended/Signed By: Miguel Pintor

How Obtained: Signed by the Astros as a non-drafted free agent on April 18, 2023.

Year	Team	W	L	ERA	G	GS	CG	SHO	SV	IP	H	R	ER	HR	HB	BB	SO	WP	BK	AVG
2023	DSL Astros Blue (R)	2	0	3.32	6	3	0	0	0	19.0	6	7	7	0	3	6	27	2	1	.100
MINOR LEAGUE TOTALS																				
		2	0	3.32	6	3	0	0	0	19.0	6	7	7	0	3	6	27	2	1	.100

OLIVER CARRILLO - OUTFIELDER

Height: 5-11 **Weight:** 210 **Bats:** R **Throws:** R
Born: Jan. 19, 1902 - Mazatlan, Mexico **Hometown:** Mazatlan, Mexico
Recommended/Signed By: ---

How Obtained: Acquired from the Padres in exchange for international bonus pool money on Feb. 13, 2024.

Year	Team	AVG	G	AB	R	H	2B	3B	HR	RBI	BB	SO	SB	CS	OBP	SLG	SF	SH	HB	E
2023	DSL Padres Gold (R)	.303	53	145	56	44	8	0	11	43	66	45	4	1	.542	.586	2	0	12	0
MINOR LEAGUE TOTALS																				
		.315	91	270	84	85	16	2	20	75	92	80	8	1	.505	.611	3	0	15	1

XAVIER CASSERILLA - INFIELDER

Height: 6-0 **Weight:** 213 **Bats:** R **Throws:** R
Born: May 16, 2003 - Grapevine, TX **Hometown:** Haslet, TX
School: Seminole State JC (OK) **Recommended/Signed By:** Jim Stevenson

How Obtained: Signed by the Astros as a non-drafted free agent on July 25, 2023.

Year	Team	AVG	G	AB	R	H	2B	3B	HR	RBI	BB	SO	SB	CS	OBP	SLG	SF	SH	HB	E
2023	FCL Astros (R)	.212	10	33	10	7	3	0	1	4	5	5	2	1	.316	.394	0	0	0	0
MINOR LEAGUE TOTALS																				
		.212	10	33	10	7	3	0	1	4	5	5	2	1	.316	.394	0	0	0	0

JONAIKER CASTELLAR - RIGHT-HANDED PITCHER

Height: 5-10 **Weight:** 141 **Bats:** R **Throws:** R
Born: May 23, 2002 in Cumana, VZ **Hometown:** Cumana, VZ
Recommended/Signed By: Jose Palacios/Daniel Gamboa

How Obtained: Signed by the Astros as a non-drafted free agent on June 2, 2022.

Year	Team	W	L	ERA	G	GS	CG	SHO	SV	IP	H	R	ER	HR	HB	BB	SO	WP	BK	AVG
2023	DSL Astros Blue (R)	1	2	4.79	12	7	0	0	0	35.2	30	21	19	6	3	22	45	8	0	.227
MINOR LEAGUE TOTALS																				
		1	2	4.40	19	7	0	0	1	45.0	40	26	22	7	3	24	53	10	1	.240

DANIEL CASTRO - CATCHER

Height: 5-10 **Weight:** 190 **Bats:** S **Throws:** R
Born: Oct. 21, 2003 in Puerto La Cruz, VZ **Hometown:** Puerto La Cruz, VZ
Recommended/Signed By: Jose Palacios

How Obtained: Signed by the Astros as a non-drafted free agent on Sept. 24, 2021.

Year	Team	AVG	G	AB	R	H	2B	3B	HR	RBI	BB	SO	SB	CS	OBP	SLG	SF	SH	HB	E
2023	DSL Astros Orange (R)	.188	30	80	14	15	3	1	0	10	15	26	6	1	.359	.250	1	0	7	2
MINOR LEAGUE TOTALS																				
		.199	81	221	33	44	7	3	4	21	33	65	11	6	.343	.312	1	0	16	4

CARLOS CAURO - CATCHER

Height: 6-2 **Weight:** 184 **Bats:** R **Throws:** R
Born: June 14, 2005 in Carora, VZ **Hometown:** Carora, VZ
Recommended/Signed By: Raymon Sanchez/Alfredo Ullola/Hassan Wessin

How Obtained: Signed by the Astros as a non-drafted free agent on May 10, 2022.

Year	Team	AVG	G	AB	R	H	2B	3B	HR	RBI	BB	SO	SB	CS	OBP	SLG	SF	SH	HB	E
2023	DSL Astros Blue (R)	.313	47	144	25	45	12	0	6	25	29	43	1	0	.444	.521	1	0	6	5
MINOR LEAGUE TOTALS																				
		.274	72	212	31	58	14	0	6	30	40	64	1	1	.405	.425	2	0	8	6

LOGAN CERNY - OUTFIELDER

Height: 6-2 Weight: 182

Born: Sept. 28, 1999 - Decatur, GA

Recommended/Signed By: --

How Obtained: Acquired by the Astros from the Phillies in exchange for C Garrett Stubbs.

Career Highlights: 2022: Carolina League Player of the Week for June 12. Astros Minor League Player of the Month for June.

Year	Team	AVG	G	AB	R	H	2B	3B	HR	RBI	BB	SO	SB	CS	OBP	SLG	SF	SH	HB	E
2023	Asheville (A)	.221	84	321	50	71	10	1	13	42	31	128	20	4	.297	.380	3	0	5	5
MINOR LEAGUE TOTALS																				
		.235	183	672	116	158	27	6	28	98	86	250	651	13	.330	.418	5	0	12	8

ADRIAN CHAIDEZ - RIGHT-HANDED PITCHER

Height: 6-0 Weight: 188

Born: June 10, 1999 - Downey, CA

School: UCLA

Recommended/Signed By: Tim Costic

How Obtained: Selected by the Astros in the 15th round of the 2021 First-Year MLB Player Draft.

Career Highlights: 2022: South Atlantic League Pitcher of Week for April 24, Texas League Pitcher of the Week for Aug. 7, Astros Minor

Year	Team	W	L	ERA	G	GS	CG	SHO	SV	IP	H	R	ER	HR	HB	BB	SO	WP	BK	AVG
2023	Corpus Christi (AA)	1	6	6.75	18	6	0	0	0	45.1	38	37	34	6	7	33	50	10	0	.233
MINOR LEAGUE TOTALS																				
		6	9	5.97	50	20	0	0	0	150.2	133	111	100	23	15	96	176	21	0	.237

AMILCAR CHIRINOS - RIGHT-HANDED PITCHER

Height: 6-3 Weight: 237

Born: Nov. 7, 2001 - Valencia, VZ

Recommended/Signed By: Roman Ocumarez/Jose Lima

How Obtained: Signed by the Astros as a non-drafted free agent on July 20, 2021.

Year	Team	W	L	ERA	G	GS	CG	SHO	SV	IP	H	R	ER	HR	HB	BB	SO	WP	BK	AVG
2023	Fayetteville (A)	0	4	4.20	17	10	0	0	0	60.0	60	34	28	3	2	35	61	14	2	.265
MINOR LEAGUE TOTALS																				
		3	4	3.19	35	17	0	0	1	101.2	86	43	36	4	4	50	120	22	2	.232

FRANNY COBOS - RIGHT-HANDED PITCHER

Height: 5-8 Weight: 188

Born: Feb. 1, 2001 - La Habana, Cuba

Recommended/Signed By: Charlie Gonzalez

How Obtained: Signed by the Astros as a non-drafted free agent on Aug. 24, 2017.

Year	Team	W	L	ERA	G	GS	CG	SHO	SV	IP	H	R	ER	HR	HB	BB	SO	WP	BK	AVG
2023	Asheville (A)	4	2	4.40	21	0	0	0	1	45.0	43	25	22	2	1	23	56	6	0	.246
	Corpus Christi (AA)	0	2	5.54	5	1	0	0	1	13.0	17	8	8	1	1	9	17	2	0	.321
	Sugar Land (AAA)	1	0	18.00	1	0	0	0	0	2.0	7	4	4	1	1	1	0	0	0	.583
MINOR LEAGUE TOTALS																				
		11	10	3.75	77	11	0	0	3	199.0	178	94	83	14	12	89	206	20	3	.242

ZACH COLE - OUTFIELDER

Height: 6-3 Weight: 189

Born: Aug. 4, 2000 in Ozark, MO

School: Ball State

Recommended/Signed By: Scott Oberhelman

How Obtained: Selected by the Astros in the 10th round of the 2022 First-Year MLB Player Draft.

Career Highlights: 2023: Carolina League Player of the Week for May 7 and June 18, Carolina League Players of the Month for June, Carolina

Year	Team	AVG	G	AB	R	H	2B	3B	HR	RBI	BB	SO	SB	CS	OBP	SLG	SF	SH	HB	E
2023	Fayetteville (A)	.265	70	253	48	67	15	5	11	46	45	97	25	5	.397	.494	2	0	12	7
	Asheville (A)	.247	41	150	31	37	5	3	8	19	21	58	12	4	.349	.480	1	0	3	0
MINOR LEAGUE TOTALS																				
		.245	144	518	92	127	26	8	21	77	82	192	54	12	.369	.448	3	0	21	7

ANDY COLON - OUTFIELDER

Height: 6-1 Weight: 176

Born: Jan. 5, 2004 - Bronx, NY

Recommended/Signed By: Roman Ocumarez/Alfredo Ulloa/Leocadio Guevara

How Obtained: Signed by the Astros as a non-drafted free agent on Oct. 21, 2021

Year	Team	AVG	G	AB	R	H	2B	3B	HR	RBI	BB	SO	SB	CS	OBP	SLG	SF	SH	HB	E
2023	DSL Astros Blue (R)	.138	35	58	14	8	2	0	2	6	14	29	6	3	.324	.276	0	0	2	0
MINOR LEAGUE TOTALS																				
		.130	90	200	24	26	6	1	3	14	30	114	17	6	.266	.215	0	0	7	8

LUIS COLON - INFILDER

Height: 5-8 Weight: 160

Born: Dec. 2, 2003 - San Juan De La Maguana, DR

Recommended/Signed By: Raymon Sanchez/Alfredo Ulloa/Jose Lima

How Obtained: Signed by the Astros as a non-drafted free agent on July 14, 2022.

Year	Team	AVG	G	AB	R	H	2B	3B	HR	RBI	BB	SO	SB	CS	OBP	SLG	SF	SH	HB	E
2023	DSL Astros Blue (R)	.286	34	105	24	30	6	3	0	11	23	17	13	5	.419	.400	0	0	1	7
MINOR LEAGUE TOTALS																				
		.246	53	142	30	35	7	4	0	12	28	35	15	11	.382	.352	0	0	3	2

RABEL COLON - OUTFIELDER

Height: 6-0 **Weight:** 198 **Bats:** L **Throws:** R
Born: Aug. 29, 2003 - Santiago, DR **Hometown:** Santiago, DR
Recommended/Signed By: Raymon Sanchez/Alfredo Ulloa/Jose Torres
How Obtained: Signed by the Astros as a non-drafted free agent on May 20, 2022.

Year	Team	AVG	G	AB	R	H	2B	3B	HR	RBI	BB	SO	SB	CS	OBP	SLG	SF	SH	HB	E
2023	FCL Astros (R)	.163	38	123	19	20	4	0	3	16	17	47	9	2	.285	.268	0	0	4	6

MINOR LEAGUE TOTALS .230 91 291 51 67 10 8 4 34 40 100 29 6 .338 .361 1 0 8 8

LUIS CONTRERAS - RIGHT-HANDED PITCHER

See non-roster bio

ENRIQUE CORONEL - RIGHT-HANDED PITCHER

Height: 6-0 **Weight:** 175 **Bats:** R **Throws:** R
Born: Aug. 25, 2000 - Valencia, VZ **Hometown:** Valencia, VZ
Recommended/Signed By: Jose Palacios/Enrique Brito
How Obtained: Signed by the Astros as a non-drafted free agent on April 22, 2022.

Year	Team	W	L	ERA	G	GS	CG	SHO	SV	IP	H	R	ER	HR	HB	BB	SO	WP	BK	AVG
2022	DSL Astros Blue (R)	1	1	3.71	12	8	0	0	0	34.0	36	15	14	1	1	9	40	4	0	.267

MINOR LEAGUE TOTALS 1 1 4.27 19 11 0 0 0 0 52.2 55 26 25 2 4 20 67 5 0 .266

JC CORREA - CATCHER

Height: 5-11 **Weight:** 213 **Bats:** R **Throws:** R
Born: Sept. 15, 1998 - Ponce, PR **Hometown:** Ponce, PR
School: Lamar University **Recommended/Signed By:** Roman Ocumarez
How Obtained: Signed by the Astros as an undrafted free agent on June 19, 2020...originally drafted by the Astros in the 38th round of the June 2019 draft.

Year	Team	AVG	G	AB	R	H	2B	3B	HR	RBI	BB	SO	SB	CS	OBP	SLG	SF	SH	HB	E
2022	Corpus Christi (AA)	.246	100	357	50	88	13	1	6	46	33	48	7	2	.307	.339	7	0	1	11

MINOR LEAGUE TOTALS .290 306 1168 186 339 74 4 23 167 105 143 18 13 .348 .420 18 0 8 33

ANTHONY CRUZ - RIGHT-HANDED PITCHER

Height: 5-11 **Weight:** 179 **Bats:** R **Throws:** R
Born: Aug. 19, 2002 - Santiago, DR **Hometown:** Santiago, DR
Recommended/Signed By: Raymon Sanchez/Alfredo Ulloa/Jose Torres
How Obtained: Signed by the Astros as an undrafted free agent on June 10, 2022.

Year	Team	W	L	ERA	G	GS	CG	SHO	SV	IP	H	R	ER	HR	HB	BB	SO	WP	BK	AVG
2023	DSL Astros Orange (R)	1	1	3.53	14	6	0	0	3	43.1	37	19	17	1	3	17	50	4	0	.240

MINOR LEAGUE TOTALS 2 3 3.94 23 8 0 0 3 64.0 53 32 28 3 6 30 74 10 1 .225

NARBE CRUZ - INFILDER

Height: 6-2 **Weight:** 196 **Bats:** R **Throws:** R
Born: Oct. 1, 2000 - Havana, Cuba **Hometown:** Havana, Cuba
Recommended/Signed By: Charlie Gonzalez
How Obtained: Signed by the Astros as a non-drafted free agent on Sept. 16, 2020.

Year	Team	AVG	G	AB	R	H	2B	3B	HR	RBI	BB	SO	SB	CS	OBP	SLG	SF	SH	HB	E
2023	Fayetteville (A)	.263	62	236	22	62	14	0	4	26	20	50	2	2	.331	.373	0	0	4	11

MINOR LEAGUE TOTALS .255 145 478 55 122 30 0 7 54 44 102 9 7 .332 .362 2 9 12 26

ZACH DANIELS - OUTFIELDER

Height: 6-1 **Weight:** 209 **Bats:** R **Throws:** R
Born: Jan. 23, 1999 - Stockbridge, GA **Hometown:** Stockbridge, GA
School: University of Tennessee **Recommended/Signed By:** Landon Townsley
How Obtained: Selected by the Astros in the fourth round of the June 2020 draft.

Career Highlights: 2022: South Atlantic League Post-season All-Star

Year	Team	AVG	G	AB	R	H	2B	3B	HR	RBI	BB	SO	SB	CS	OBP	SLG	SF	SH	HB	E
2023	Fayetteville (A)	.250	5	16	2	4	1	0	0	2	2	6	0	0	.368	.313	0	0	1	0

Corpus Christi (AA) .278 79 309 44 86 20 0 13 52 32 114 22 5 .349 .462 2 0 5 1

MINOR LEAGUE TOTALS .262 264 996 175 261 49 2 45 164 129 370 66 16 .355 .451 5 0 17 6

CRISTIAN DE LA CRUZ - RIGHT-HANDED PITCHER

Height: 5-11 **Weight:** 194 **Bats:** R **Throws:** R
Born: Jan. 16, 2003 - Pimentel, DR **Hometown:** Pimentel, DR
Recommended/Signed By: Raymon Sanchez/Alfredo Ulloa/Hassan Wesslin
How Obtained: Signed by the Astros as a non-drafted free agent on Feb. 20, 2023.

Year	Team	W	L	ERA	G	GS	CG	SHO	SV	IP	H	R	ER	HR	HB	BB	SO	WP	BK	AVG
2023	DSL Astros Orange (R)	2	2	3.81	15	0	0	0	3	26.0	24	16	11	1	0	16	22	13	0	.247

MINOR LEAGUE TOTALS 2 2 3.81 15 0 0 0 3 26.0 24 16 11 1 0 16 22 13 0 .247

LUIS DE LA CRUZ - RIGHT-HANDED PITCHER

Height: 6-0 Weight: 182 Bats: R Throws: R

Born: Aug. 4, 2002 in La Vega, DR Hometown: La Vega, DR

Recommended/Signed By: Raymon Sanchez/Alfredo Ulloa/Jose Torres

How Obtained: Signed by the Astros as an Astros undrafted free agent on Sept. 5, 2022

Year	Team	W	L	ERA	G	GS	CG	SHO	SV	IP	H	R	ER	HR	HB	BB	SO	WP	BK	AVG
2023	DSL Astros Blue (R)	3	1	4.81	12	5	0	0	0	33.2	26	18	18	1	6	20	38	10	1	.215
MINOR LEAGUE TOTALS																				

DARWIN DE LEON - INFIELDER

Height: 5-9 Weight: 156 Bats: R Throws: R

Born: Oct. 31, 2003 - Monte Plata, DR Hometown: Monte Plata, DR

Recommended/Signed By: Raymon Sanchez/Alfredo Ulloa/Leocadio Guevara

How Obtained: Signed by the Astros as a non-drafted free agent on June 28, 2022.

Year	Team	AVG	G	AB	R	H	2B	3B	HR	RBI	BB	SO	SB	CS	OBP	SLG	SF	SH	HB	E
2023	DSL Astros Orange(R)	.317	35	104	29	33	6	0	4	25	23	21	10	3	.470	.490	0	0	7	4
MINOR LEAGUE TOTALS																				

AXELL DE PAULA - OUTFIELDER

Height: 5-10 Weight: 178 Bats: R Throws: R

Born: Oct. 18, 2004 - Yamasa, DR Hometown: Yamasa, DR

Recommended/Signed By: Leocadio Guevara

How Obtained: Signed by the Astros as a non-drafted free agent on Jan. 15, 2022.

Year	Team	AVG	G	AB	R	H	2B	3B	HR	RBI	BB	SO	SB	CS	OBP	SLG	SF	SH	HB	E
2023	DSL Astros Blue (R)	.276	39	123	24	34	6	0	3	22	10	40	6	3	.371	.398	1	0	9	2
MINOR LEAGUE TOTALS																				

BRAYAN DE PAULA - LEFT-HANDED PITCHER

Height: 6-3 Weight: 225 Bats: L Throws: L

Born: June 25, 1999 - Pedro Brand, DR Hometown: Pedro Brand, DR

Recommended/Signed By: Albert Gonzalez/Sandy Nin/Domingo Ortega (MIA)

How Obtained: Acquired from the Marlins along with OF Adonis Giron in exchange for international slot money...originally signed by the Marlins as a non-drafted free agent on April 27, 2017.

Year	Team	W	L	ERA	G	GS	CG	SHO	SV	IP	H	R	ER	HR	HB	BB	SO	WP	BK	AVG
2023	Asheville (A)	3	6	6.30	28	6	0	0	1	64.1	66	50	45	4	13	47	98	27	1	.265
	Corpus Christi (AA)	1	0	0.00	2	0	0	0	0	3.0	0	0	0	0	0	1	3	0	0	.000
MINOR LEAGUE TOTALS																				

RICHEL DEL ROSARIO - OUTFIELDER

Height: 6-0 Weight: 222 Bats: R Throws: R

Born: Feb. 27, 2004 - Santo Domingo, DR Hometown: Santo Domingo, DR

Recommended/Signed By: Roman Ocumarez/Leocadio Guevara

How Obtained: Signed by the Astros as a non-drafted free agent on Jan. 15, 2021.

Year	Team	AVG	G	AB	R	H	2B	3B	HR	RBI	BB	SO	SB	CS	OBP	SLG	SF	SH	HB	E
2023	FCL Astros (R)	.159	33	88	11	14	0	0	1	9	18	38	1	4	.333	.193	2	0	6	1
MINOR LEAGUE TOTALS																				

JACOB DELABIO - RIGHT-HANDED PITCHER

Height: 6-5 Weight: 238 Bats: R Throws: R

Born: Sept. 19, 1997 - Kenosha, WI Hometown: Kenosha, WI

School: Carthage College (WI) Recommended/Signed By: Drew Pearson

How Obtained: Signed by the Astros as an undrafted free agent on July 17, 2021.

Year	Team	W	L	ERA	G	GS	CG	SHO	SV	IP	H	R	ER	HR	HB	BB	SO	WP	BK	AVG
2023	Asheville (A)	1	0	0.00	5	0	0	0	0	5.2	4	1	0	0	2	3	8	0	0	.190
	Corpus Christi (AA)	1	0	1.40	21	0	0	0	2	25.2	15	5	4	0	0	20	28	6	0	.167
MINOR LEAGUE TOTALS																				

AUSTIN DEMING - INFIELDER

Height: 6-1 Weight: 213 Bats: R Throws: R

Born: Dec. 21, 1999 - Murray, UT Hometown: Murray, UT

School: BYU Recommended/Signed By: Joe Dunigan

How Obtained: Selected by the Astros in the 10th round of the 2023 First-Year MLB Player Draft.

Year	Team	AVG	G	AB	R	H	2B	3B	HR	RBI	BB	SO	SB	CS	OBP	SLG	SF	SH	HB	E
2023	FCL Astros (R)	.333	2	6	2	2	1	0	1	1	1	1	0	0	.429	1.000	0	0	0	1
	Asheville (A)	.159	27	88	9	14	5	0	0	3	14	34	0	1	.282	.216	0	0	1	3
MINOR LEAGUE TOTALS																				

NOLAN DEVOS - RIGHT-HANDED PITCHER

Height: 6-0 **Weight:** 218 **Bats:** R **Throws:** R
Born: Aug. 11, 2000 - Harrisburg, NC **Hometown:** Harrisburg, NC
School: Davidson **Recommended/Signed By:** Andrew Johnson
How Obtained: Selected by the Astros in the fifth round of the 2022 First-Year MLB Player Draft.

Year	Team	W	L	ERA	G	GS	CG	SHO	SV	IP	H	R	ER	HR	HB	BB	SO	WP	BK	AVG
2023	Fayetteville (A)	2	1	2.24	13	8	0	0	0	52.1	33	14	13	1	1	27	74	6	1	.181
	Asheville (A)	4	3	4.27	12	7	0	0	0	46.1	48	22	22	7	0	23	43	6	0	.262
MINOR LEAGUE TOTALS		8	4	3.03	31	17	0	0	0	113.0	90	39	38	8	2	59	139	12	1	.217

ZACH DEZENZO - INFIELDER

See non-roster bio.

CAMILO DIAZ - INFIELDER

Height: 6-3 **Weight:** 208 **Bats:** R **Throws:** R
Born: Sept. 5, 2005 - Constanza, DR **Hometown:** Constanza, DR
Recommended/Signed By: Raymon Sanchez/Alfredo Ulloa/Jose Torres
How Obtained: Signed by the Astros a non-drafted free agent on Jan. 15, 2023.

Year	Team	AVG	G	AB	R	H	2B	3B	HR	RBI	BB	SO	SB	CS	OBP	SLG	SF	SH	HB	E
2023	DSL Astros Blue (R)	.209	48	153	29	32	6	2	4	15	41	64	7	2	.374	.353	1	0	0	17
MINOR LEAGUE TOTALS		.209	48	153	29	32	6	2	4	15	41	64	7	2	.374	.353	1	0	0	17

JHON DIAZ - INFIELDER

Height: 6-0 **Weight:** 162 **Bats:** R **Throws:** R
Born: March 26, 2005 - Havana, Cuba **Hometown:** Havana, Cuba
Recommended/Signed By: Charlie Gonzalez/Alfredo Ulloa
How Obtained: Signed by the Astros a non-drafted free agent on Dec. 15, 2022.

Year	Team	AVG	G	AB	R	H	2B	3B	HR	RBI	BB	SO	SB	CS	OBP	SLG	SF	SH	HB	E
2023	DSL Astros Blue (R)	.259	45	112	23	28	6	0	1	21	20	27	4	6	.403	.330	2	0	10	4
MINOR LEAGUE TOTALS		.259	45	112	23	28	6	0	1	21	20	27	4	6	.403	.330	2	0	10	4

NORBIS DIAZ - RIGHT-HANDED PITCHER

Height: 6-0 **Weight:** 165 **Bats:** R **Throws:** R
Born: Aug. 10, 2004 - El Vigia, VZ **Hometown:** El Vigia, VZ
Recommended/Signed By: Jose Palacios/Daniel Acuna
How Obtained: Signed by the Astros a non-drafted free agent on Jan. 17, 2023.

Year	Team	W	L	ERA	G	GS	CG	SHO	SV	IP	H	R	ER	HR	HB	BB	SO	WP	BK	AVG
2023	DSL Astros Blue (R)	1	3	6.14	9	2	0	0	0	14.2	23	19	10	1	1	15	19	7	0	.343
MINOR LEAGUE TOTALS		1	3	6.14	9	2	0	0	0	14.2	23	19	10	1	1	15	19	7	0	.343

VICTOR DIAZ - CATCHER

Height: 5-9 **Weight:** 230 **Bats:** R **Throws:** R
Born: Nov. 25, 2001 - Azua, DR **Hometown:** Azua, DR
Recommended/Signed By: --
How Obtained: Acquired by the Astros as a minor league free agent on July 5, 2022.

Year	Team	AVG	G	AB	R	H	2B	3B	HR	RBI	BB	SO	SB	CS	OBP	SLG	SF	SH	HB	E
2023	FCL Astros (R)	.226	29	93	12	21	6	0	5	23	9	27	2	0	.292	.452	3	0	1	5
MINOR LEAGUE TOTALS		.271	130	424	71	115	27	3	11	73	41	97	14	6	.335	.427	8	1	4	17

JUSTIN DIRDEN - OUTFIELDER

Height: 6-2 **Weight:** 222 **Bats:** L **Throws:** R
Born: July 16, 1997 - O'Fallon, MO **Hometown:** O'Fallon, MO
School: Southeast Missouri State **Recommended/Signed By:** Jim Stevenson
How Obtained: Acquired by the Astros as a undrafted free agent on July 19, 2020.

Year	Team	AVG	G	AB	R	H	2B	3B	HR	RBI	BB	SO	SB	CS	OBP	SLG	SF	SH	HB	E
2023	Sugar Land (AAA)	.231	84	316	39	73	12	5	10	42	37	108	4	3	.314	.396	4	4	3	4
MINOR LEAGUE TOTALS		.274	291	1078	180	295	70	16	49	201	149	342	26	10	.368	.505	12	6	27	11

JOEY DIXON - RIGHT-HANDED PITCHER

Height: 6-2 **Weight:** 196 **Bats:** R **Throws:** R
Born: Jan. 1, 2002 - South Jordan, UT **Hometown:** South Jordan, UT
School: Stanford **Recommended/Signed By:** Kevin Mello
How Obtained: Selected by the Astros in the seventh round of the 2023 First-Year MLB Player Draft.

Year	Team	W	L	ERA	G	GS	CG	SHO	SV	IP	H	R	ER	HR	HB	BB	SO	WP	BK	AVG
2023	FCL Astros (R)	0	0	0.00	1	0	0	0	0	1.0	1	0	0	0	0	0	0	0	0	.250
MINOR LEAGUE TOTALS		0	0	0.00	1	0	0	0	0	1.0	1	0	0	0	0	0	0	0	0	.250

TREY DOMBROSKI - LEFT-HANDED PITCHER

Height: 6-4 **Weight:** 229 **Bats:** R **Throws:** L
Born: March 13, 2001 - Manasquan, NJ **Hometown:** Manasquan, NJ
School: Monmouth **Recommended/Signed By:** Steve Payne
How Obtained: Selected by the Astros in the fourth round of the 2022 First-Year MLB Player Draft.
Career Highlights: 2023: Carolina League Player of the Week for Aug. 27.

Year	Team	W	L	ERA	G	GS	CG	SHO	SV	IP	H	R	ER	HR	HB	BB	SO	WP	BK	AVG
2023	Fayetteville (A)	7	9	3.71	26	15	0	0	1	119.0	97	63	49	15	2	36	148	8	0	.216
MINOR LEAGUE TOTALS																				
		7	9	3.71	26	15	0	0	1	119.0	97	63	49	15	2	36	148	8	0	.216

LUIS ENCARNACION - INFIELDER

Height: 5-10 **Weight:** 213 **Bats:** R **Throws:** R
Born: Sept. 25, 2002 - Santo Domingo, DR **Hometown:** Santo Domingo, DR
Recommended/Signed By: Roman Ocumarez/Leocadio Guevara
How Obtained: Signed by the Astros as a non-drafted free agent on July 2, 2019.

Year	Team	AVG	G	AB	R	H	2B	3B	HR	RBI	BB	SO	SB	CS	OBP	SLG	SF	SH	HB	E
2023	Fayetteville (A)	.243	97	366	40	89	15	0	10	44	31	82	7	6	.301	.366	4	0	1	0
	Corpus Christi (AA)	.400	1	5	0	2	1	0	0	0	0	1	0	0	.400	.600	0	0	0	5
MINOR LEAGUE TOTALS																				
		.268	193	680	95	182	36	2	16	98	64	124	23	10	.336	.397	5	0	8	18

YAMAL ENCARNACION - INFIELDER

Height: 5-8 **Weight:** 167 **Bats:** S **Throws:** R
Born: Sept. 8, 2003 - Santo Domingo, DR **Hometown:** Santo Domingo, DR
Recommended/Signed By: Roman Ocumarez/Alfredo Ulloa/Leocadio Guevara
How Obtained: Signed by the Astros as a non-drafted free agent on Jan. 15, 2021.

Year	Team	AVG	G	AB	R	H	2B	3B	HR	RBI	BB	SO	SB	CS	OBP	SLG	SF	SH	HB	E
2023	FCL Astros (R)	.314	12	35	8	11	0	0	0	3	5	7	4	2	.405	.314	1	0	1	2
	Fayetteville (A)	.167	9	30	2	5	1	0	0	2	3	9	0	0	.235	.200	1	0	0	1
	Corpus Christi (AA)	.150	7	20	2	3	0	0	0	2	1	4	2	0	.261	.150	0	0	2	0
MINOR LEAGUE TOTALS																				
		.254	136	413	64	105	16	4	2	37	54	80	27	15	.349	.327	2	0	7	15

JIMMY ENDERSBY - RIGHT-HANDED PITCHER

Height: 6-1 **Weight:** 212 **Bats:** R **Throws:** R
Born: Jan. 16, 1998 - Anaheim, CA **Hometown:** Anaheim, CA
Recommended/Signed By: Ryan Leake
How Obtained: Signed by the Astros as an undrafted free agent on June 23, 2020.

Year	Team	W	L	ERA	G	GS	CG	SHO	SV	IP	H	R	ER	HR	HB	BB	SO	WP	BK	AVG
2023	Sugar Land (AAA)	4	6	5.61	37	3	0	0	0	67.1	65	47	42	13	2	43	61	5	0	.256
MINOR LEAGUE TOTALS																				
		15	21	4.90	89	40	0	0	1	281.0	270	171	153	41	13	161	270	28	2	.254

CARLOS ESPINOSA - RIGHT-HANDED PITCHER

Height: 6-1 **Weight:** 212 **Bats:** R **Throws:** R
Born: Aug. 8, 2001 - Najasa, Cuba **Hometown:** Najasa, Cuba
Recommended/Signed By: Charlie Gonzalez
How Obtained: Signed by the Astros as an undrafted free agent on Jan. 15, 2022.

Year	Team	W	L	ERA	G	GS	CG	SHO	SV	IP	H	R	ER	HR	HB	BB	SO	WP	BK	AVG
2023	FCL Astros (R)	0	1	3.46	4	1	0	0	0	13.0	12	7	5	0	0	4	21	6	0	.235
	Fayetteville (A)	4	4	4.53	11	6	0	0	0	43.2	40	27	22	7	2	22	49	14	1	.237
MINOR LEAGUE TOTALS																				
		5	7	3.74	26	11	0	0	2	84.1	72	42	35	8	2	36	98	23	2	.225

ROLANDO ESPINOSA - INFIELDER

Height: 5-10 **Weight:** 203 **Bats:** R **Throws:** R
Born: Jan. 5, 2001 - Ciego de Avila, Cuba **Hometown:** Ciego de Avila, Cuba
Recommended/Signed By: Charlie Gonzalez
How Obtained: Signed by the Astros as a non-drafted free agent on Aug. 21, 2017.

Year	Team	AVG	G	AB	R	H	2B	3B	HR	RBI	BB	SO	SB	CS	OBP	SLG	SF	SH	HB	E
2023	Fayetteville (A)	.194	33	98	7	19	6	0	0	6	21	41	10	3	.350	.255	1	0	3	6
	Asheville (A)	.230	53	165	27	38	10	1	5	21	22	73	12	6	.317	.394	2	0	0	9
	Corpus Christi (AA)	.125	4	8	3	1	0	0	0	0	5	5	2	1	.462	.125	0	0	0	0
	Sugar Land (AAA)	.000	2	5	0	0	0	0	0	0	0	2	0	0	.000	.000	0	0	0	0
MINOR LEAGUE TOTALS																				
		.198	254	776	104	154	33	6	13	83	116	288	79	25	.310	.307	8	1	13	47

JUAN ESTRELLA - RIGHT-HANDED PITCHER

Height: 5-10 **Weight:** 150 **Bats:** R **Throws:** R
Born: Jan. 11, 1005 in Montecristi, DR **Hometown:** Montecristi, DR
Recommended/Signed By: Raymon Sanchez/Alfredo Ulloa/José Torres
How Obtained: Signed by the Astros as a non-drafted free agent on Oct. 13, 2023.

Year	Team	W	L	ERA	G	GS	CG	SHO	SV	IP	H	R	ER	HR	HB	BB	SO	WP	BK	AVG
------	------	---	---	-----	---	----	----	-----	----	----	---	---	----	----	----	----	----	----	----	-----

did not make an appearance in 2023.

ASTROS
FRONT OFFICEASTROS
COACHING STAFFHOUSTON
ASTROSSCOUTING & PLAYER
DEVELOPMENT2023 SEASON
IN REVIEW2024
OPPONENTSHISTORY &
RECORDSSPRING
TRAININGMEDIA
INFORMATIONMINUTE MAID
PARK

PASCANEL FERRERAS - INFIELDER

Height: 5-10

Weight: 193

Bats: R

Throws: R

Born: Nov. 25, 2001 - Phillipsburg, GA

Hometown: Phillipsburg, GA

School: Western Carolina

Recommended/Signed By: Andrew Johnson

How Obtained: Selected in the 20th round of the 2023 First-Year MLB Player Draft.

Year	Team	AVG	G	AB	R	H	2B	3B	HR	RBI	BB	SO	SB	CS	OBP	SLG	SF	SH	HB	E
2023	FCL Astros (R)	.000	1	1	0	0	0	0	0	0	1	0	0	0	.500	.000	0	0	0	0
	Fayetteville (A)	.212	29	104	11	22	5	0	1	108	0	33	3	3	.284	.288	1	0	3	3
MINOR LEAGUE TOTALS		.210	30	105	11	22	5	0	1	10	9	33	3	3	.288	.286	1	0	3	3

CAM FISHER - OUTFIELDER

Height: 6-2

Weight: 226

Bats: L

Throws: R

Born: June 12, 2001 - Morganton, NC

Hometown: Morganton, NC

School: Charlotte

Recommended/Signed By: Andrew Johnson

How Obtained: Selected by the Astros in the fourth round of the 2023 First-Year MLB Player Draft.

Year	Team	AVG	G	AB	R	H	2B	3B	HR	RBI	BB	SO	SB	CS	OBP	SLG	SF	SH	HB	E
2023	FCL Astros (R)	.000	1	3	0	0	0	0	0	0	1	0	0	0	.000	.000	0	0	0	0
	Fayetteville (A)	.273	31	110	16	30	6	2	5	15	22	44	5	0	.396	.500	1	0	1	2
MINOR LEAGUE TOTALS		.265	32	113	16	30	6	2	5	15	22	45	5	0	.387	.487	1	0	1	2

JOSE FLEURY - RIGHT-HANDED PITCHER

Height: 6-0

Weight: 201

Bats: R

Throws: R

Born: March 8, 2002 - La Vega, DR

Hometown: La Vega, DR

Recommended/Signed By: Roman Ocumarez/Alfredo Ulloa/Jose Torres

How Obtained: Signed by the Astros as a non-drafted free agent on Dec. 6, 2021.

Career Highlights: 2023: Carolina League Pitcher of the Month for August, Astros Minor League Pitcher of the Month for August, Carolina League Post-Season All-Star. 2022: DSL Pitcher of the Week for June 26.

Year	Team	W	L	ERA	G	GS	CG	SHO	SV	IP	H	R	ER	HR	HB	BB	SO	WP	BK	AVG
2023	Fayetteville (A)	4	3	3.65	26	14	0	0	3	98.2	63	42	40	8	1	48	139	12	7	.182
MINOR LEAGUE TOTALS		6	3	3.03	36	18	0	0	3	136.2	90	50	46	9	2	52	199	15	8	.185

IAN FOGGO - RIGHT-HANDED PITCHER

Height: 6-2

Weight: 210

Bats: R

Throws: R

Born: June 1, 1998 - Hilton Head, SC

Hometown: Hilton Head, SC

School: Lenoir-Rhyne University

Recommended/Signed By: Andrew Johnson

How Obtained: Signed by the Astros as an undrafted free agent on Aug. 3, 2021

Year	Team	W	L	ERA	G	GS	CG	SHO	SV	IP	H	R	ER	HR	HB	BB	SO	WP	BK	AVG
2023	Fayetteville (A)	4	2	3.86	32	0	0	0	4	39.1	20	15	12	3	2	26	45	9	0	.190
MINOR LEAGUE TOTALS		7	5	2.71	61	0	0	0	13	69.2	43	30	21	3	3	66	110	20	0	.176

KASEY FORD - RIGHT-HANDED PITCHER

Height: 6-6

Weight: 286

Bats: L

Throws: R

Born: Jan. 10, 1998 - Logan, UT

Hometown: Bella Vista, AR

School: Kansas State University

Recommended/Signed By: Jim Stevenson

How Obtained: Signed by the Astros as an undrafted free agent on July 20, 2021

Year	Team	W	L	ERA	G	GS	CG	SHO	SV	IP	H	R	ER	HR	HB	BB	SO	WP	BK	AVG
2023	Fayetteville (A)	2	1	1.88	21	0	0	0	3	28.2	17	6	6	0	5	15	47	0	1	.170
	Asheville (A)	0	0	3.86	8	0	0	0	0	9.1	8	5	4	2	0	7	8	1	0	.222
MINOR LEAGUE TOTALS		7	6	4.02	69	0	0	0	7	96.1	77	47	43	8	13	57	130	16	1	.216

FRANCISCO FRIAS - RIGHT-HANDED PITCHER

Height: 5-11

Weight: 190

Bats: R

Throws: R

Born: Oct. 15, 2004 - Santiago de los Caballeros, DR

Hometown: Santiago de los Caballeros, DR

Recommended/Signed By: Alfredo Ulloa/Raymon Sanchez/Hassan Wessin

How Obtained: Signed by the Astros as a non-drafted free agent on May 27, 2023.

Year	Team	W	L	ERA	G	GS	CG	SHO	SV	IP	H	R	ER	HR	HB	BB	SO	WP	BK	AVG
2023	DSL Astros Blue (R)	2	1	3.21	10	0	0	0	0	14.0	12	5	5	2	1	7	19	3	0	.222
MINOR LEAGUE TOTALS		2	1	3.21	10	0	0	0	0	14.0	12	5	5	2	1	7	19	3	0	.222

RAY GAITHER - RIGHT-HANDED PITCHER

See non-roster bio.

ANTHONY GANTES - RIGHT-HANDED PITCHER

Height: 6-1

Weight: 165

Bats: R

Throws: R

Born: Nov. 25, 2005 - David, Panama

Hometown: David, Panama

Recommended/Signed By: Miguel Pintor/Daniel Rodriguez

How Obtained: Signed by the Astros as a non-drafted free agent on Nov. 2, 2023.

Year	Team	W	L	ERA	G	GS	CG	SHO	SV	IP	H	R	ER	HR	HB	BB	SO	WP	BK	AVG
did not make an appearance in 2023.																				

ELVIS GARCIA - RIGHT-HANDED PITCHER

Height: 6-0 **Weight:** 210 **Bats:** R **Throws:** R
Born: Sept. 24, 2002 - Caucagua, VZ **Hometown:** Caucagua, VZ
Recommended/Signed By: Roman Ocumarez/Jose Palacios
How Obtained: Signed by the Astros as a non-drafted free agent on July 2, 2019.

Year	Team	W	L	ERA	G	GS	CG	SHO	SV	IP	H	R	ER	HR	HB	BB	SO	WP	BK	AVG
2023	FCL Astros (R)	0	3	7.50	6	3	0	0	0	18.0	22	18	15	2	0	10	17	2	0	.286
	Fayetteville (A)	0	0	3.00	2	0	0	0	0	6.0	3	2	2	1	0	4	5	1	0	.150
MINOR LEAGUE TOTALS		4	7	4.70	24	13	0	0	0	82.1	70	54	43	7	1	44	74	11	1	.223

JOHN GARCIA - CATCHER

Height: 6-0 **Weight:** 195 **Bats:** R **Throws:** R
Born: Sept. 25, 2000 - Santiago, DR **Hometown:** Santiago, DR
School: Grambling State University **Recommended/Signed By:** Landon Townsley
How Obtained: Selected in the 19th round of the 2022 First-Year MLB Player Draft.

Year	Team	AVG	G	AB	R	H	2B	3B	HR	RBI	BB	SO	SB	CS	OBP	SLG	SF	SH	HB	E
2023	Fayetteville (A)	.198	73	237	34	47	12	0	4	26	36	74	8	5	.347	.300	2	0	19	12
	Asheville (A)	.206	24	72	10	22	5	1	0	7	8	18	0	1	.420	.403	1	0	7	5
MINOR LEAGUE TOTALS		.206	113	354	46	73	20	1	4	36	47	110	8	7	.347	.302	3	0	31	19

SANDRO GASTON - CATCHER

Height: 6-3 **Weight:** 248 **Bats:** R **Throws:** R
Born: Dec. 16, 2002 - Jovellanos, Cuba **Hometown:** Jovellanos, Cuba
Recommended/Signed By: Charlie Gonzalez
How Obtained: Signed by the Astros as a non-drafted free agent on Nov. 3, 2021.
Career Highlights: 2022: DSL Mid-Season All-Star.

Year	Team	AVG	G	AB	R	H	2B	3B	HR	RBI	BB	SO	SB	CS	OBP	SLG	SF	SH	HB	E
2023	FCL Astros (R)	.000	1	1	0	0	0	0	0	0	0	0	0	0	.000	.000	0	0	0	0
	Fayetteville (A)	.198	86	308	26	61	19	0	1	32	22	93	4	2	.254	.269	0	0	1	18
MINOR LEAGUE TOTALS		.236	134	450	57	106	33	1	13	69	44	134	7	6	.309	.400	2	0	5	28

JORGE GERALDO - RIGHT-HANDED PITCHER

Height: 6-6 **Weight:** 197 **Bats:** R **Throws:** R
Born: Dec. 7, 2001 - Azua, DR **Hometown:** Azua, DR
Recommended/Signed By: Roman Ocumarez/Leocadio Guevara
How Obtained: Signed by the Astros as a non-drafted free agent on July 22, 2021.

Year	Team	W	L	ERA	G	GS	CG	SHO	SV	IP	H	R	ER	HR	HB	BB	SO	WP	BK	AVG
2023	DSL Astros Orange (R)	2	0	3.86	11	6	0	0	1	28.0	25	12	12	1	3	22	38	7	0	.240
MINOR LEAGUE TOTALS		3	1	3.24	19	6	0	0	2	41.2	32	15	15	1	3	32	57	10	1	.216

FRANKLIN GIL - RIGHT-HANDED PITCHER

Height: 5-11 **Weight:** 155 **Bats:** R **Throws:** R
Born: Jan. 6, 2003 - Barcelona, VZ **Hometown:** Barcelona, VZ
Recommended/Signed By: Jose Palacios/Daniel Gomboa
How Obtained: Signed by the Astros as a non-drafted free agent on May 23, 2022.
Career Highlights: 2023: DSL Mid-Season All-Star

Year	Team	W	L	ERA	G	GS	CG	SHO	SV	IP	H	R	ER	HR	HB	BB	SO	WP	BK	AVG
2023	DSL Astros Blue (R)	2	1	1.42	12	5	0	0	1	38.0	22	8	6	1	0	8	46	1	0	.167
MINOR LEAGUE TOTALS		6	1	1.55	24	5	0	0	4	52.1	36	12	9	2	0	12	64	2	1	.195

BRETT GILLIS - RIGHT-HANDED PITCHER

Height: 6-2 **Weight:** 215 **Bats:** R **Throws:** R
Born: Sept. 29, 1999 - Everett, WA **Hometown:** Everett, WA
School: Portland **Recommended/Signed By:** Tim Costic
How Obtained: Selected by the Astros in the ninth round of the 2022 First-Year MLB Player Draft.

Year	Team	W	L	ERA	G	GS	CG	SHO	SV	IP	H	R	ER	HR	HB	BB	SO	WP	BK	AVG
2023	Fayetteville (A)	0	0	0.00	1	0	0	0	0	2.0	1	0	0	0	0	0	3	0	0	.143
MINOR LEAGUE TOTALS		0	0	1.23	5	1	0	0	0	7.1	3	2	1	0	1	4	13	2	0	.125

CHRIS GITTENS - INFIELDER

See non-roster bio.

CESAR GOMEZ - RIGHT-HANDED PITCHER

Height: 6-1 **Weight:** 202 **Bats:** L **Throws:** R
Born: July 9, 1998 - Ontario, CA **Hometown:** Ontario, CA
School: University of Texas-Arlington **Recommended/Signed By:** Jim Stevenson
How Obtained: Signed by the Astros as an undrafted free agent on June 17, 2020.
Career Highlights: 2022: South Atlantic League Pitcher of the Week for May 29.

Year	Team	W	L	ERA	G	GS	CG	SHO	SV	IP	H	R	ER	HR	HB	BB	SO	WP	BK	AVG
2023	Corpus Christi (AA)	2	4	7.93	34	0	0	0	2	36.1	53	40	32	6	2	24	32	5	1	.333
	Sugar Land (AAA)	2	2	5.25	9	0	0	0	1	12.0	14	9	7	2	0	4	9	0	1	.298
MINOR LEAGUE TOTALS		14	20	5.70	91	27	0	0	7	233.2	285	181	148	29	11	87	212	16	7	.297

KENNI GOMEZ - OUTFIELDER

Height: 5-11 **Weight:** 206 **Bats:** L **Throws:** R
Born: May 14, 2005 - Bayamo, Cuba **Hometown:** Bayamo, Cuba
Recommended/Signed By: Charlie Gonzalez
How Obtained: Signed by the Astros as an undrafted free agent on Jan. 15, 2022.

Year	Team	AVG	G	AB	R	H	2B	3B	HR	RBI	BB	SO	SB	CS	OBP	SLG	SF	SH	HB	E
2023	FCL Astros (R)	.208	16	53	8	11	0	0	2	12	6	12	8	3	.311	.321	0	0	2	2
MINOR LEAGUE TOTALS		.265	53	155	28	41	5	2	6	36	24	40	18	8	.372	.439	1	0	3	4

MIGUEL GOMEZ - RIGHT-HANDED PITCHER

Height: 5-11 **Weight:** 152 **Bats:** R **Throws:** R
Born: June 12, 2006 - Cordoba, Colombia **Hometown:** Cordoba, Colombia
Recommended/Signed By: Jose Palacios/Alfredo Sierra
How Obtained: Signed by the Astros as a non-drafted free agent on Jan. 30, 2023.

Year	Team	W	L	ERA	G	GS	CG	SHO	SV	IP	H	R	ER	HR	HB	BB	SO	WP	BK	AVG
2023	DSL Astros Blue (R)	2	1	6.23	12	4	0	0	0	26.0	20	21	18	2	5	30	28	11	0	.213
MINOR LEAGUE TOTALS		2	1	6.23	12	4	0	0	0	26.0	20	21	18	2	5	30	28	11	0	.213

CRISTIAN GONZALEZ - INFILDER

Height: 6-3 **Weight:** 238 **Bats:** R **Throws:** R
Born: Oct. 22, 2001 - Azua, DR **Hometown:** Azua, DR
Recommended/Signed By: Roman Ocumarez/Alfredo Ulloa/Jose Lima
How Obtained: Signed by the Astros as a non-drafted free agent on July 2, 2018.
Career Highlights: 2021: FCL Player of the Week for July 18.

Year	Team	AVG	G	AB	R	H	2B	3B	HR	RBI	BB	SO	SB	CS	OBP	SLG	SF	SH	HB	E
2023	FCL Astros (R)	.280	7	25	6	7	2	0	2	5	2	1	0	0	.333	.600	0	0	0	2
MINOR LEAGUE TOTALS		.232	217	805	118	187	32	5	17	101	64	235	16	6	.294	.348	7	0	9	27

CRISTOPFER GONZALEZ - OUTFIELDER

Height: 6-5 **Weight:** 167 **Bats:** R **Throws:** R
Born: July 20, 2005 - Azua, DR **Hometown:** Azua, DR
Recommended/Signed By: Raymon Sanchez/Alfredo Ulloa/Hassan Wessin
How Obtained: Signed by the Astros as a non-drafted free agent on Dec. 15, 2022.

Year	Team	AVG	G	AB	R	H	2B	3B	HR	RBI	BB	SO	SB	CS	OBP	SLG	SF	SH	HB	E
2023	DSL Astros Blue (R)	.273	37	110	17	30	4	3	2	19	16	25	1	6	.385	.418	0	0	4	1
MINOR LEAGUE TOTALS		.273	37	110	17	30	4	3	2	19	16	25	1	6	.385	.418	0	0	4	1

EDWIN GONZALEZ - RIGHT-HANDED PITCHER

Height: 6-2 **Weight:** 153 **Bats:** R **Throws:** R
Born: July 19, 2004 - San Francisco de Macoris, DR **Hometown:** San Francisco de Macoris, DR
Recommended/Signed By: Hassan Wessin
How Obtained: Signed by the Astros as a non-drafted free agent on Jan. 15, 2022.

Year	Team	W	L	ERA	G	GS	CG	SHO	SV	IP	H	R	ER	HR	HB	BB	SO	WP	BK	AVG
2023	DSL Astros Orange (R)	2	4	7.15	12	2	0	0	0	22.2	23	20	18	0	6	17	22	8	1	.267
MINOR LEAGUE TOTALS		2	4	6.55	17	4	0	0	0	34.1	36	31	25	0	6	22	34	14	1	.269

RAFAEL GONZALEZ - RIGHT-HANDED PITCHER

Height: 5-11 **Weight:** 195 **Bats:** R **Throws:** R
Born: July 18, 2004 - Santo Domingo, DR **Hometown:** Santo Domingo, DR
Recommended/Signed By: Raymon Sanchez/Alfredo Ulloa/Leocadio Guevara
How Obtained: Signed by the Astros as a non-drafted free agent on Jan. 15, 2023.

Year	Team	W	L	ERA	G	GS	CG	SHO	SV	IP	H	R	ER	HR	HB	BB	SO	WP	BK	AVG
2023	DSL Astros Orange (R)	3	1	4.81	13	6	0	0	0	43.0	31	24	23	0	6	23	53	9	3	.199
MINOR LEAGUE TOTALS		3	1	4.81	13	6	0	0	0	43.0	31	24	23	0	6	23	53	9	3	.199

RICHI GONZALEZ - OUTFIELDER

Height: 6-3 **Weight:** 227 **Bats:** R **Throws:** R
Born: Dec. 29, 2002 - Santo Domingo, DR **Hometown:** Santo Domingo, DR
Recommended/Signed By: Roman Ocumarez
How Obtained: Signed by the Astros as a non-drafted free agent on July 2, 2019.

Year	Team	AVG	G	AB	R	H	2B	3B	HR	RBI	BB	SO	SB	CS	OBP	SLG	SF	SH	HB	E
2023	FCL Astros (R)	.224	21	58	8	13	4	0	1	5	12	17	0	2	.378	.345	1	0	3	0
MINOR LEAGUE TOTALS		.209	113	325	49	68	15	0	6	35	43	132	18	9	.320	.311	2	0	11	3

COLTON GORDON - LEFT-HANDED PITCHER

See non-roster bio.

JOSE GUEDEZ - RIGHT-HANDED PITCHER

Height: 6-0 **Weight:** 193 **Bats:** R **Throws:** R
Born: Sept. 27, 2001 - Valencia, VZ **Hometown:** Valencia, VZ
Recommended/Signed By: Jose Palacios/Enrique Brito
How Obtained: Signed by the Astros as a non-drafted free agent on April 22, 2022.

Year	Team	W	L	ERA	G	GS	CG	SHO	SV	IP	H	R	ER	HR	HB	BB	SO	WP	BK	AVG
2023	FCL Astros (R)	0	1	7.71	3	3	0	0	0	4.2	2	5	4	0	0	6	8	0	0	.125
	Fayetteville (A)	1	4	4.08	11	5	0	0	1	35.1	39	16	16	0	1	29	44	3	3	.223

MINOR LEAGUE TOTALS 3 5 3.00 21 10 0 0 2 66.0 46 23 22 0 3 43 88 5 3 .194

FREDDY GUILAMO - CATCHER

Height: 5-11 **Weight:** 226 **Bats:** R **Throws:** R
Born: Dec. 10, 2000 - La Romana, DR **Hometown:** La Romana, DR
Recommended/Signed By: Roman Ocumarez
How Obtained: Signed by the Astros as a non-drafted free agent on Sept. 13, 2018.

Year	Team	AVG	G	AB	R	H	2B	3B	HR	RBI	BB	SO	SB	CS	OBP	SLG	SF	SH	HB	E
2023	FCL Astros (R)	.571	5	7	2	4	2	0	0	3	1	1	0	0	.667	.857	0	0	1	0
	Asheville (A)	.194	21	67	7	13	1	0	3	9	6	32	0	0	.260	.343	0	0	0	5

MINOR LEAGUE TOTALS .187 158 434 55 81 17 1 15 55 58 173 7 5 .288 .334 3 0 5 19

TYLER GUILFOIL - RIGHT-HANDED PITCHER

Height: 6-4 **Weight:** 232 **Bats:** R **Throws:** R
Born: Jan. 19, 2000 - Lexington, KY **Hometown:** Lexington, KY
School: Kentucky **Recommended/Signed By:** Scott Oberhelman
How Obtained: Selected by the Astros in the eighth round of the 2022 First-Year MLB Player Draft.
Career Highlights: 2023: Carolina League Post-Season All-Star

Year	Team	W	L	ERA	G	GS	CG	SHO	SV	IP	H	R	ER	HR	HB	BB	SO	WP	BK	AVG
2023	Fayetteville (A)	3	3	2.74	18	9	0	0	1	62.1	42	24	19	2	8	28	91	5	0	.190
	Asheville (A)	0	3	4.57	5	4	0	0	0	21.2	20	15	11	2	1	9	32	2	0	.241

MINOR LEAGUE TOTALS 5 6 2.75 30 14 0 0 3 101.1 67 40 31 5 9 44 154 7 0 .187

GARRET GUILMETTE - CATCHER

Height: 6-1 **Weight:** 234 **Bats:** R **Throws:** R
Born: Sept. 4, 2001 - Orange, CA **Hometown:** Anaheim, CA
College: University of Texas **Recommended/Signed By:** Brian Sheffer
How Obtained: Selected by the Astros in the 15th round of the 2023 First-Year MLB Player Draft.

Year	Team	AVG	G	AB	R	H	2B	3B	HR	RBI	BB	SO	SB	CS	OBP	SLG	SF	SH	HB	E
2023	FCL Astros (R)	.000	1	3	0	0	0	0	0	0	0	0	0	0	.000	.000	0	0	0	0
	Fayetteville (A)	.235	28	102	15	24	6	0	3	17	9	18	0	0	.325	.382	3	0	6	6

MINOR LEAGUE TOTALS .229 29 105 15 24 6 0 3 17 9 18 0 0 .317 .371 3 0 6 6

RYAN GUSTO - RIGHT-HANDED PITCHER

Height: 6-4 **Weight:** 225 **Bats:** R **Throws:** R
Born: March 11, 1999 - Charlotte, NC **Hometown:** Charlotte, NC
School: Florida Southwestern State JC **Recommended/Signed By:** Charlie Gonzalez
How Obtained: Selected by the Astros in the 11th round of the June 2019 draft.

Year	Team	W	L	ERA	G	GS	CG	SHO	SV	IP	H	R	ER	HR	HB	BB	SO	WP	BK	AVG
2022	Asheville (A)	2	2	6.47	12	6	0	0	0	48.2	58	37	35	11	0	21	53	4	1	.293
	Corpus Christi (AA)	5	2	2.93	14	8	0	0	1	61.1	37	22	20	2	4	25	62	0	1	.170

MINOR LEAGUE TOTALS 13 10 4.74 54 30 0 0 2 214.2 189 120 114 27 7 89 230 9 3 .231

DANYURI GUZMAN - RIGHT-HANDED PITCHER

Height: 6-0 **Weight:** 154 **Bats:** R **Throws:** R
Born: Feb. 11, 2003 - Montecristi, DR **Hometown:** Montecristi, DR
Recommended/Signed By: Roman Ocumarez/Alfredo Ulloa
How Obtained: Signed by the Astros as a non-drafted free agent on July 2, 2019.

Year	Team	W	L	ERA	G	GS	CG	SHO	SV	IP	H	R	ER	HR	HB	BB	SO	WP	BK	AVG
did not make an appearance in 2023.																				
MINOR LEAGUE TOTALS 0 0 0.00 1 1 0 0 0 1.0 1 0 0 0 0 0 0 2 1 0 .250																				

QUINCY HAMILTON - OUTFIELDER

See non-roster bio

AUSTIN HANSEN - RIGHT-HANDED PITCHER

Height: 6-0 **Weight:** 218 **Bats:** R **Throws:** R
Born: Aug. 25, 1996 - Lenexa, KS **Hometown:** Olathe, KS
School: Oklahoma University **Recommended/Signed By:** Jim Stevenson
How Obtained: Selected by the Astros in the eighth round of the 2018 First-Year MLB Player Draft.

Year	Team	W	L	ERA	G	GS	CG	SHO	SV	IP	H	R	ER	HR	HB	BB	SO	WP	BK	AVG
2023	Sugar Land (AAA)	2	2	6.86	35	6	0	0	3	84.0	103	67	64	18	2	64	85	7	1	.309

MINOR LEAGUE TOTALS 11 10 4.34 81 28 0 0 8 234.1 192 121 113 32 10 150 285 23 2 .222

BLAIR HENLEY - RIGHT-HANDED PITCHER

Height: 6-3 **Weight:** 217 **Bats:** R **Throws:** R
Born: May 14, 1997 - Fort Worth, TX **Hometown:** Fort Worth, TX
School: University of Texas **Recommended/Signed By:** Kris Gross
How Obtained: Selected by the Astros in the seventh round of the 2019 First-Year MLB Player Draft.

Year	Team	W	L	ERA	G	GS	CG	SHO	SV	IP	H	R	ER	HR	HB	BB	SO	WP	BK	AVG
2023	Corpus Christi (AA)	3	6	5.06	25	17	0	0	1	106.2	104	67	60	8	11	53	106	11	3	.255
MINOR LEAGUE TOTALS		4	9	4.44	42	23	0	0	2	160.0	160	91	79	12	16	71	179	14	5	.259

MARCOS HENRIQUEZ - RIGHT-HANDED PITCHER

Height: 6-4 **Weight:** 190 **Bats:** R **Throws:** R
Born: July 3, 2004 - Santo Domingo, DR **Hometown:** Santo Domingo, DR
Recommended/Signed By: Alfredo Ulloa/Raymon Sanchez/Hassan Wessin
How Obtained: Signed by the Astros as a non-drafted free agent on Sept. 21, 2023.

Year	Team	W	L	ERA	G	GS	CG	SHO	SV	IP	H	R	ER	HR	HB	BB	SO	WP	BK	AVG
2024 will be his first professional season.																				

ALBERTO HERNANDEZ - INFIELDER

Height: 6-0 **Weight:** 192 **Bats:** R **Throws:** R
Born: Feb. 4, 2004 - Nueva Gerona, Cuba **Hometown:** Nueva Gerona, Cuba
Recommended/Signed By: Charlie Gonzalez
How Obtained: Signed by the Astros as a non-drafted free agent on Jan. 15, 2022.

Year	Team	AVG	G	AB	R	H	2B	3B	HR	RBI	BB	SO	SB	CS	OBP	SLG	SF	SH	HB	E
2023	FCL Astros (R)	.257	40	140	23	36	14	1	2	20	24	31	9	2	.375	.414	1	1	3	8
MINOR LEAGUE TOTALS		.245	96	206	46	75	20	3	5	42	44	58	18	9	.352	.379	3	1	8	19

JAMES HICKS - RIGHT-HANDED PITCHER

Height: 6-2 **Weight:** 198 **Bats:** R **Throws:** R
Born: May 9, 2001 - Conway, AR **Hometown:** Conway, AR
School: South Carolina **Recommended/Signed By:** Andrew Johnson
How Obtained: Selected by the Astros in the 13th round of the 2023 First-Year MLB Player Draft.

Year	Team	W	L	ERA	G	GS	CG	SHO	SV	IP	H	R	ER	HR	HB	BB	SO	WP	BK	AVG
2023	FCL Astros (R)	0	0	1.59	3	2	0	0	0	5.2	5	5	1	0	0	2	6	1	0	.227
MINOR LEAGUE TOTALS		0	0	1.59	3	2	0	0	0	5.2	5	5	1	0	0	2	6	1	0	.227

ANTHONY HUEZO - OUTFIELDER

Height: 6-2 **Weight:** 191 **Bats:** L **Throws:** R
Born: Nov. 2, 2005 - Palmdale, CA **Hometown:** Etiwanda, CA
School: Etiwanda HS (CA) **Recommended/Signed By:** Eli Tupuola
How Obtained: Selected in the 12th round of the 2023 First-Year MLB Player Draft.

Year	Team	AVG	G	AB	R	H	2B	3B	HR	RBI	BB	SO	SB	CS	OBP	SLG	SF	SH	HB	E
2022	FCL Astros (R)	.171	12	41	10	7	0	0	1	5	9	11	1	0	.333	.244	0	0	1	2
MINOR LEAGUE TOTALS		.171	12	41	10	7	0	0	1	5	9	11	1	0	.333	.244	0	0	1	2

CARLOS HURTADO - CATCHER

Height: 5-11 **Weight:** 208 **Bats:** R **Throws:** R
Born: May 18, 2001 - Tinaquillo, VZ **Hometown:** Tinaquillo, VZ
Recommended/Signed By: Oz Ocampo/David Brito
How Obtained: Signed by the Astros as a non-drafted free agent on July 2, 2017.

Year	Team	AVG	G	AB	R	H	2B	3B	HR	RBI	BB	SO	SB	CS	OBP	SLG	SF	SH	HB	E
2023	FCL Astros (R)	.269	9	26	3	7	1	0	1	4	0	5	1	0	.321	.423	0	0	2	3
MINOR LEAGUE TOTALS		.238	145	445	49	106	27	3	3	46	30	68	16	3	.294	.333	5	1	7	14

CHASE JAWORSKY - INFIELDER

Height: 6-1 **Weight:** 173 **Bats:** L **Throws:** R
Born: July 31, 2004 - Tulsa, OK **Hometown:** Highlands Ranch, CO
School: Rock Canyon HS (CO) **Recommended/Signed By:** Joe Dunigan
How Obtained: Selected by the Astros in the fifth round of the 2023 First-Year MLB Player Draft.

Year	Team	AVG	G	AB	R	H	2B	3B	HR	RBI	BB	SO	SB	CS	OBP	SLG	SF	SH	HB	E
2023	FCL Astros (R)	.281	9	32	4	9	0	0	0	2	6	6	0	0	.395	.281	0	0	0	0
MINOR LEAGUE TOTALS		.281	9	32	4	9	0	0	0	2	6	6	0	0	.395	.281	0	0	0	0

RYAN JOHNSON - INFIELDER

Height: 6-0 **Weight:** 206 **Bats:** R **Throws:** R
Born: Dec. 27, 2000 - Mesa, AZ **Hometown:** Mesa, AZ
School: Pepperdine **Recommended/Signed By:** Tim Costic
How Obtained: Selected by the Astros in the eighth round of the 2023 First-Year MLB Player Draft.

Year	Team	AVG	G	AB	R	H	2B	3B	HR	RBI	BB	SO	SB	CS	OBP	SLG	SF	SH	HB	E
2023	FCL Astros (R)	.500	2	4	0	2	0	0	0	0	0	0	0	0	.600	.500	0	0	1	1
	Fayetteville (A)	.192	34	120	12	23	5	1	4	12	12	48	2	1	.285	.350	1	0	4	3
MINOR LEAGUE TOTALS		.192	36	124	12	25	5	1	4	12	12	48	2	1	.296	.355	1	0	5	4

KOBE KATO - INFIELDER

Height: 6-1

Weight: 179

Bats: L

Throws: R

Born: March 19, 1999 - Honolulu, HI

Hometown: Aiea, HI

School: University of Arizona

Recommended/Signed By: Kyle Connell

How Obtained: Selected by the Astros in the 13th round of the 2021 First-Year MLB Player Draft.

Year	Team	AVG	G	AB	R	H	2B	3B	HR	RBI	BB	SO	SB	CS	OBP	SLG	SF	SH	HB	E
2023	Fayetteville (A)	.667	6	12	7	8	2	0	0	1	7	0	3	1	.800	.833	0	0	1	0
	Asheville (A)	.233	82	258	38	60	19	0	2	30	42	54	19	4	.347	.329	0	0	3	12
MINOR LEAGUE TOTALS		.249	120	361	60	90	24	0	4	45	73	70	25	8	.383	.349	0	0	5	15

BRYAN KING - LEFT-HANDED PITCHER

Height: 6-0

Weight: 201

Bats: R

Throws: L

Born: Nov. 5, 1996 - Littleton, CO

Hometown: Littleton, CO

School: McNeese State

Recommended/Signed By: Trey Forkerway (CHC)

How Obtained: Selected in the minor league phase of the 2022 Rule 5 Draft.

Year	Team	W	L	ERA	G	GS	CG	SHO	SV	IP	H	R	ER	HR	HB	BB	SO	WP	BK	AVG
did not make an appearance in 2023.																				
MINOR LEAGUE TOTALS		3	7	3.10	51	0	0	0	0	90.0	80	41	31	5	5	51	86	10	1	.244

MICHAEL KNORR - RIGHT-HANDED PITCHER

Height: 6-6

Weight: 253

Bats: R

Throws: R

Born: May 12, 2000 - Princeton, NJ

Hometown: Carlsbad, CA

School: Coastal Carolina

Recommended/Signed By: Andrew Johnson

How Obtained: Selected by the Astros in the third on the 2022 First-Year MLB Player Draft.

Year	Team	W	L	ERA	G	GS	CG	SHO	SV	IP	H	R	ER	HR	HB	BB	SO	WP	BK	AVG
2023	Fayetteville (A)	2	0	2.60	4	2	0	0	0	17.1	13	6	5	0	0	7	24	0	3	.206
	Asheville (A)	1	5	4.61	11	8	0	0	0	41.0	39	25	21	8	1	17	54	1	0	.242
MINOR LEAGUE TOTALS		3	5	4.01	15	10	0	0	0	58.1	52	31	26	8	1	24	78	1	3	.232

RHETT KOUBA - RIGHT-HANDED PITCHER

See non-roster bio

DAVID LANDETA - RIGHT-HANDED PITCHER

Height: 6-2

Weight: 244

Bats: R

Throws: R

Born: March 28, 2003 - Santiago, DR

Hometown: Santiago, DR

Recommended/Signed By: Raymon Sanchez/Alfredo Ullola/Jose Torres

How Obtained: Signed by the Astros as a non-drafted free agent on June 4, 2022.

Year	Team	W	L	ERA	G	GS	CG	SHO	SV	IP	H	R	ER	HR	HB	BB	SO	WP	BK	AVG
2022	DSL Astros Blue (R)	1	1	5.93	13	2	0	0	1	27.1	32	21	18	2	4	16	28	6	1	.291
MINOR LEAGUE TOTALS		2	3	6.23	23	3	0	0	2	47.2	57	37	33	5	7	22	54	9	2	.294

COLBY LANGFORD - LEFT-HANDED PITCHER

Height: 6-3

Weight: 198

Bats: L

Throws: L

Born: March 28, 2003 - Santiago, DR

Hometown: Santiago, DR

School: Murray State JC (OK)

Recommended/Signed By: Jim Stevenson

How Obtained: Selected in the 17th round of the 2023 First-Year MLB Player Draft.

Year	Team	W	L	ERA	G	GS	CG	SHO	SV	IP	H	R	ER	HR	HB	BB	SO	WP	BK	AVG
2023	FCL Astros (R)	1	0	5.06	4	1	0	0	0	5.1	4	3	3	0	0	4	6	2	0	.222
MINOR LEAGUE TOTALS		1	0	5.06	4	1	0	0	0	5.1	4	3	3	0	0	4	6	2	0	.222

WILTON LARA - INFIELDER

Height: 5-11

Weight: 175

Bats: R

Throws: R

Born: Jan. 21, 2004 - Bani, DR

Hometown: Bani, DR

Recommended/Signed By: Roman Ocumarez/Alfredo Ullola/Jose Lima

How Obtained: Signed by the Astros as a non-drafted free agent on Nov. 3, 2021

Year	Team	AVG	G	AB	R	H	2B	3B	HR	RBI	BB	SO	SB	CS	OBP	SLG	SF	SH	HB	E
2023	DSL Astros Blue (R)	.201	44	134	22	27	11	1	2	20	8	56	11	1	.265	.343	1	0	4	4
MINOR LEAGUE TOTALS		.214	94	266	45	57	18	1	5	34	19	92	25	8	.288	.346	1	0	9	10

HUDSON LEACH - RIGHT-HANDED PITCHER

Height: 6-3

Weight: 213

Bats: R

Throws: R

Born: June 16, 2002 - Kansas City, MO

Hometown: Kansas City, MO

School: Miami (OH)

Recommended/Signed By: Scott Oberhelman

How Obtained: Signed by the Astros as an undrafted free agent on July 17, 2023.

Year	Team	W	L	ERA	G	GS	CG	SHO	SV	IP	H	R	ER	HR	HB	BB	SO	WP	BK	AVG
2024 will be his first professional season.																				

ARIEL LEBRON - OUTFIELDER

Height: 5-11		Weight: 148		Bats: R		Throws: R														
Born: May 18, 2005 - Panama City, PAN				Hometown: Panama City, PAN																
Recommended/Signed By: Miguel Pintor/Daniel Rodríguez																				
How Obtained: Signed by the Astros as a non-drafted free agent on Jan. 16, 2023.																				
Year	Team	AVG	G	AB	R	H	2B	3B	HR	RBI	BB	SO	SB	CS	OBP	SLG	SF	SH	HB	E
2023	DSL Astros Orange (R)	.313	35	99	14	31	1	2	0	15	13	21	5	6	.469	.364	1	1	17	1
MINOR LEAGUE TOTALS		.313	35	99	14	31	1	2	0	15	13	21	5	6	.469	.364	1	1	17	1

PEDRO LEON - OUTFIELDER

See non-roster bio.

EUDY LIRIANO - RIGHT-HANDED PITCHER

Height: 5-10		Weight: 160		Bats: R		Throws: R														
Born: May 27, 2004 - Santo Domingo, DR				Hometown: Santo Domingo, DR																
Recommended/Signed By: Raymon Sanchez/Alfredo Ulloa/Hassan Wessin																				
How Obtained: Signed by the Astros as a non-drafted free agent on Jan. 15, 2023.																				
Year	Team	W	L	ERA	G	GS	CG	SHO	SV	IP	H	R	ER	HR	HB	BB	SO	WP	BK	AVG
2023	DSL Astros Blue (R)	5	1	4.94	15	0	0	0	2	23.2	19	15	13	1	3	14	21	3	2	.221
MINOR LEAGUE TOTALS		5	1	4.94	15	0	0	0	2	23.2	19	15	13	1	3	14	21	3	2	.221

JACKSON LOFTIN - INFILDER

Height: 6-2		Weight: 212				Bats: R				Throws: R											
Born: May 14, 2000 - Spring, TX										Hometown: Spring, TX											
School: Oral Roberts University										Recommended/Signed By: Jim Stevenson											
How Obtained: Selected by the Astros in the 13th round of the 2022 First-Year MLB Player Draft.																					
Year	Team	AVG	G	AB	R	H	2B	3B	HR	RBI	BB	SO	SB	CS	OBP	SLG	SF	SH	HB	E	
2023	Fayetteville (A)	.207	116	381	61	79	14	0	9	45	49	100	60	7	.323	.315	2	0	17	10	
	Sugar Land (AAA)	.385	4	13	5	5	3	0	0	2	4	1	0	0	.529	.615	0	0	0	1	
MINOR LEAGUE TOTALS		.209	147	488	76	102	20	1	11	58	63	132	67	8	.325	.322	2	0	22	12	

JOEY LOPEFIDO - OUTFIELDER

See non-roster bio.

DAURI LORENZO - INFILDER

Height: 5-10		Weight: 217				Bats: S				Throws: R										
Born: Oct. 29, 2002 - Hato Mayor, DR						Hometown: Hato Mayor, DR														
Recommended/Signed By: Roman Ocumarez/Alfredo Ulloa/Leocadio Guevara																				
How Obtained: Signed by the Astros as a non-drafted free agent on July 2, 2019.																				
Year	Team	AVG	G	AB	R	H	2B	3B	HR	RBI	BB	SO	SB	CS	OBP	SLG	SF	SH	HB	E
2023	Fayetteville (A)	.224	72	245	25	55	6	0	3	22	25	58	1	1	.304	.286	0	0	3	7
MINOR LEAGUE TOTALS		.242	152	500	60	121	17	1	5	49	60	115	6	6	.325	.310	3	0	3	28

WANER LUCIANO - INFILDER

Height: 6-1		Weight: 208		Bats: R		Throws: R														
Born: Jan. 13, 2005 - Santo Domingo, DR				Hometown: Santo Domingo, DR																
Recommended/Signed By: Hassan Wessin																				
How Obtained: Signed by the Astros as a non-drafted free agent on Jan. 15, 2022.																				
Career Highlights: 2023: Astros Complex League Player of the Year. 2022: DSL Mid-Season All-Star.																				
Year	Team	AVG	G	AB	R	H	2B	3B	HR	RBI	BB	SO	SB	CS	OBP	SLG	SF	SH	HB	E
2023	FCL Astros (R)	.247	45	166	33	41	8	0	10	29	22	36	5	0	.345	.476	2	0	4	8
MINOR LEAGUE TOTALS		.238	101	336	65	80	19	2	16	61	56	78	14	2	.365	.449	3	0	13	13

DIXON MACHADO - INFILDER

See non-roster bio

ROILAN MACHANDY - OUTFIELDER

Height: 6-0		Weight: 208		Bats: R		Throws: R														
Born: May 18, 2001 - Nueva Gerona, Cuba				Hometown: Nueva Gerona, Cuba																
Recommended/Signed By: Charlie Gonzalez																				
How Obtained: Signed by the Astros as a non-drafted free agent on June 14, 2019.																				
Year	Team	AVG	G	AB	R	H	2B	3B	HR	RBI	BB	SO	SB	CS	OBP	SLG	SF	SH	HB	E
2023	FCL Astros (R)	.071	4	14	2	1	0	0	0	0	0	5	4	0	.133	.071	0	0	1	0
	Fayetteville (A)	.175	25	63	5	11	2	0	2	4	7	27	5	3	.268	.302	0	0	1	1
MINOR LEAGUE TOTALS		.210	150	428	82	90	13	4	6	42	59	165	78	21	.344	.301	1	3	29	4

MAURICIO MAICAN - RIGHT-HANDED PITCHER

Height: 5-10 **Weight:** 150 **Bats:** R **Throws:** R
Born: Dec. 28, 2003 - Cumana, VZ **Hometown:** Cumana, VZ
Recommended/Signed By: Jose Palacios/Daniel Gamboa

How Obtained: Signed by the Astros as a non-drafted free agent on Feb. 5, 2022.

Year	Team	W	L	ERA	G	GS	CG	SHO	SV	IP	H	R	ER	HR	HB	BB	SO	WP	BK	AVG
2022	DSL Astros Orange (R)	3	4	5.40	12	3	0	0	2	25.0	20	18	15	2	0	32	43	9	2	.225
MINOR LEAGUE TOTALS		6	6	5.85	25	6	0	0	3	47.2	35	35	31	3	6	61	83	18	2	.206

JOEY MANCINI - RIGHT-HANDED PITCHER

Height: 6-1 **Weight:** 211 **Bats:** L **Throws:** R
Born: Oct. 4, 2000 - Bridgeport, CT **Hometown:** Bridgeport, CT

Recommended/Signed By: Steve Payne

How Obtained: Selected by the Astros in the 15th round of the 2022 First-Year MLB Player Draft.

Year	Team	W	L	ERA	G	GS	CG	SHO	SV	IP	H	R	ER	HR	HB	BB	SO	WP	BK	AVG
2023	Fayetteville (A)	1	1	4.01	6	3	0	0	0	24.2	15	11	11	2	2	6	33	2	0	.172
	Asheville (A)	1	7	7.42	19	10	0	0	0	70.1	94	60	58	8	4	31	69	6	2	.318
MINOR LEAGUE TOTALS		2	8	6.54	25	13	0	0	0	95.0	109	71	69	10	6	37	102	8	2	.285

MARGO MARCELINO - OUTFIELDER

Height: 5-9 **Weight:** 190 **Bats:** R **Throws:** R
Born: Oct. 30, 2004 - Dajabon, DR **Hometown:** Dajabon, DR

Recommended/Signed By: Alfredo Ulloa

How Obtained: Signed by the Astros as a non-drafted free agent on Jan. 15, 2022.

Year	Team	AVG	G	AB	R	H	2B	3B	HR	RBI	BB	SO	SB	CS	OBP	SLG	SF	SH	HB	E
2023	DSL Astros Orange (R)	.203	24	59	8	12	0	0	2	14	16	26	3	4	.422	.205	1	0	7	1
MINOR LEAGUE TOTALS		.194	42	108	19	21	0	0	2	18	27	43	9	4	.377	.250	4	0	7	1

PEDRO MARQUEZ - RIGHT-HANDED PITCHER

Height: 5-11 **Weight:** 172 **Bats:** R **Throws:** R
Born: Dec. 7, 2001 - Barcelona, VZ **Hometown:** Barcelona, VZ

Recommended/Signed By: Jose Palacios/Enrique Brito

How Obtained: Signed by the Astros as a non-drafted free agent on Nov. 9, 2021.

Year	Team	W	L	ERA	G	GS	CG	SHO	SV	IP	H	R	ER	HR	HB	BB	SO	WP	BK	AVG
2023	DSL Astros Blue (R)	2	2	6.05	14	1	0	0	4	19.1	21	15	13	1	1	17	28	2	0	.273
MINOR LEAGUE TOTALS		4	2	6.68	21	3	0	0	4	33.2	34	30	35	2	1	31	40	10	0	.262

ANGEL MARTE - CATCHER

Height: 5-11 **Weight:** 185 **Bats:** R **Throws:** R
Born: Dec. 28, 2005 - New York, NY **Hometown:** New York, NY

Recommended/Signed By: Alfredo Ulloa/ Raymon Sanchez Jose Torres

How Obtained: Signed by the Astros as a non-drafted free agent on July 3, 2023.

Year	Team	W	L	ERA	G	GS	CG	SHO	SV	IP	H	R	ER	HR	HB	BB	SO	WP	BK	AVG
------	------	---	---	-----	---	----	----	-----	----	----	---	---	----	----	----	----	----	----	----	-----

2024 will be his first professional season.

JULIO MARTE - RIGHT-HANDED PITCHER

Height: 6-5 **Weight:** 180 **Bats:** R **Throws:** R
Born: April 27, 2003 - Santo Domingo, DR **Hometown:** Santo Domingo, DR

Recommended/Signed By: Raymon Sanchez/Alfredo Ulloa/Hassan Wessin

How Obtained: Signed by the Astros as a non-drafted free agent on Sept. 30, 2022.

Year	Team	W	L	ERA	G	GS	CG	SHO	SV	IP	H	R	ER	HR	HB	BB	SO	WP	BK	AVG
2023	DSL Astros Orange (R)	1	1	1.25	13	2	0	0	2	36.0	30	10	5	1	2	12	49	10	1	.231
MINOR LEAGUE TOTALS		1	1	1.25	13	2	0	0	2	36.0	30	10	5	1	2	12	49	10	1	.231

EURYS MARTICH - RIGHT-HANDED PITCHER

Height: 6-3 **Weight:** 244 **Bats:** R **Throws:** R
Born: Aug. 20, 2002 - San Cristobal, DR **Hometown:** San Cristobal, DR

Recommended/Signed By: Roman Ocumarez/Jose Lima

How Obtained: Signed by the Astros as a non-drafted free agent on July 2, 2019.

Year	Team	W	L	ERA	G	GS	CG	SHO	SV	IP	H	R	ER	HR	HB	BB	SO	WP	BK	AVG
------	------	---	---	-----	---	----	----	-----	----	----	---	---	----	----	----	----	----	----	----	-----

did not make an appearance in 2023.

MINOR LEAGUE TOTALS		0	5	10.43	23	7	0	0	1	44.0	36	58	51	4	11	80	60	26	2	.226
---------------------	--	---	---	-------	----	---	---	---	---	------	----	----	----	---	----	----	----	----	---	------

JEREMY MARTINEZ - RIGHT-HANDED PITCHER

Height: 6-2 **Weight:** 200 **Bats:** R **Throws:** R
Born: June 7, 2004 - Bayamon, PR **Hometown:** Bayamon, PR

Recommended/Signed By: Raymon Sanchez/Alfredo Ulloa/Hassan Wessin

How Obtained: Signed by the Astros as a non-drafted free agent on Sept. 23, 2022.

Year	Team	W	L	ERA	G	GS	CG	SHO	SV	IP	H	R	ER	HR	HB	BB	SO	WP	BK	AVG
2023	DSL Astros Blue (R)	2	0	3.49	12	2	0	0	0	28.1	25	16	11	2	4	18	24	7	0	.260
MINOR LEAGUE TOTALS		2	0	3.49	12	2	0	0	0	28.1	25	16	11	2	4	18	24	7	0	.260

YEFERI MARTINEZ - RIGHT-HANDED PITCHER

Height: 6-0 **Weight:** 205 **Bats:** R **Throws:** R
Born: Jan. 26, 2003 - Santo Domingo, DR **Hometown:** Santo Domingo, DR
Recommended/Signed By: Raymon Sanchez/Alfredo Ulloa/Leocadio Guevara
How Obtained: Signed by the Astros as a non-drafted free agent on Sept. 28, 2022.

Year	Team	W	L	ERA	G	GS	CG	SHO	SV	IP	H	R	ER	HR	HB	BB	SO	WP	BK	AVG
2023	DSL Astros Orange (R)	0	0	21.60	1	0	0	0	0	1.2	4	4	4	0	1	3	0	0	0	.444
	DSL Astros Blue (R)	0	3	3.94	12	0	0	0	2	16.0	18	13	7	0	2	11	15	5	1	.277

MINOR LEAGUE TOTALS 0 3 5.60 13 0 0 0 2 17.2 22 17 11 0 3 14 15 5 1 .297

BRICE MATTHEWS - INFILDER

Height: 6-0 **Weight:** 191 **Bats:** R **Throws:** R
Born: March 16, 2002 - Houston, TX **Hometown:** Humble, TX
School: Nebraska **Recommended/Signed By:** Drew Pearson
How Obtained: Selected in the first round of the 2023 First-Year MLB Player Draft.

Year	Team	AVG	G	AB	R	H	2B	3B	HR	RBI	BB	SO	SB	CS	OBP	SLG	SF	SH	HB	E
2023	FCL Astros (R)	.000	2	5	0	0	0	0	0	0	1	1	2	1	.167	.000	0	0	0	0
	Fayetteville (A)	.217	33	1230	22	26	6	0	4	11	24	40	16	3	.373	.367	0	0	6	6

MINOR LEAGUE TOTALS .208 35 125 22 26 6 0 4 11 25 41 18 4 .365 .352 0 0 6 6

COLE MCDONALD - RIGHT-HANDED PITCHER

Height: 6-0 **Weight:** 217 **Bats:** L **Throws:** R
Born: March 11, 1997 - New Hampton, IA **Hometown:** New Hampton, IA
School: University of Iowa **Recommended/Signed By:** Jim Stevenson
How Obtained: Selected by the Astros in the 15th round of the First-Year MLB Player Draft.
Career Highlights: 2023: MiLB.com Organizational All-Star.

Year	Team	W	L	ERA	G	GS	CG	SHO	SV	IP	H	R	ER	HR	HB	BB	SO	WP	BK	AVG
2023	Asheville (A)	0	0	0.00	4	0	0	0	0	4.2	4	0	0	0	0	1	8	0	1	.222
	Corpus Christi (AA)	2	3	3.94	35	0	0	0	7	48.0	40	25	21	2	2	21	66	6	2	.224

MINOR LEAGUE TOTALS 5 11 4.59 81 13 0 0 8 149.0 128 88 76 12 6 93 222 28 3 .229

SANDY MEJIA - RIGHT-HANDED PITCHER

Height: 6-0 **Weight:** 183 **Bats:** R **Throws:** R
Born: Jan. 3, 2004 - Monte Plata, DR **Hometown:** Monte Plata, DR
Recommended/Signed By: Leocadio Guevara
How Obtained: Signed by the Astros as a non-drafted free agent on Jan. 15, 2022.
Career Highlights: 2023: Astros Complex Pitcher of the Year.

Year	Team	W	L	ERA	G	GS	CG	SHO	SV	IP	H	R	ER	HR	HB	BB	SO	WP	BK	AVG
2023	FCL Astros (R)	2	1	2.17	12	2	0	0	2	29.0	15	7	7	1	2	10	42	7	2	.152
	Fayetteville (A)	0	0	40.50	1	0	0	0	0	0.2	1	3	3	0	0	3	2	1	0	.250

MINOR LEAGUE TOTALS 4 4 3.71 25 9 0 0 2 70.1 46 29 29 3 4 42 88 20 2 .185

JAIME MELENDEZ - RIGHT-HANDED PITCHER

Height: 6-0 **Weight:** 216 **Bats:** L **Throws:** R
Born: Sept. 26, 2001 - Puebla, MX **Hometown:** Puebla, MX
Recommended/Signed By: Miguel Pintor
How Obtained: Signed by the Astros as a non-drafted free agent on May 3, 2019.

Year	Team	W	L	ERA	G	GS	CG	SHO	SV	IP	H	R	ER	HR	HB	BB	SO	WP	BK	AVG
2023	Corpus Christi (AA)	2	0	5.59	3	2	0	0	0	9.2	8	6	6	2	0	7	8	0	2	.222

MINOR LEAGUE TOTALS 9 17 4.19 57 34 0 0 0 169.2 136 88 79 12 10 107 243 11 5 .217

JACOB MELTON - OUTFIELDER

See non-roster bio.

MANUEL MENDOZA - RIGHT-HANDED PITCHER

Height: 6-1 **Weight:** 195 **Bats:** R **Throws:** R
Born: Aug. 3, 2006 - Puerto Cabello, VZ **Hometown:** Puerto Cabello, VZ
Recommended/Signed By: Jose Palacios/Daniel Acuna
How Obtained: Signed by the Astros as a non-drafted free agent on Jan. 16, 2023.

Year	Team	W	L	ERA	G	GS	CG	SHO	SV	IP	H	R	ER	HR	HB	BB	SO	WP	BK	AVG
2023	DSL Astros Orange (R)	1	1	5.27	13	0	0	0	0	13.2	13	13	8	1	4	15	12	4	1	.260

MINOR LEAGUE TOTALS 1 1 5.27 13 0 0 0 0 13.2 13 13 8 1 4 15 12 4 1 .260

ABEL MERCEDES - RIGHT-HANDED PITCHER

Height: 6-1 **Weight:** 214 **Bats:** R **Throws:** R
Born: June 29, 2002 - El Seibo, DR **Hometown:** El Seibo, DR
Recommended/Signed By: Charles Cook/Roman Ocumarez/Alfredo Ulloa
How Obtained: Signed by the Astros as a non-drafted free agent on June 21, 2021.

Year	Team	W	L	ERA	G	GS	CG	SHO	SV	IP	H	R	ER	HR	HB	BB	SO	WP	BK	AVG
2023	FCL Astros (R)	0	3	6.83	11	3	0	0	0	29.0	20	26	22	0	4	38	49	20	1	.194

MINOR LEAGUE TOTALS 2 9 6.43 33 10 0 0 0 85.1 75 73 61 0 8 84 127 48 3 .238

DEYLEN MILEY - RIGHT-HANDED PITCHER

Height: 6-1 **Weight:** 230 **Bats:** R **Throws:** R
Born: Jan. 25, 1998 - Toledo, OH **Hometown:** Bryan, OH
College: Bellarmine University (KY) **Recommended/Signed By:** Scott Oberhelman
How Obtained: Signed by the Astros as a non-drafted free agent on July 20, 2021.

Year	Team	W	L	ERA	G	GS	CG	SHO	SV	IP	H	R	ER	HR	HB	BB	SO	WP	BK	AVG
2023	Asheville (A)	2	7	5.81	25	13	0	0	1	88.1	87	61	57	14	5	63	120	20	0	.256
MINOR LEAGUE TOTALS		6	15	5.02	54	29	0	0	1	184.2	167	114	103	19	10	127	255	36	0	.238

JEREMY MOLERO - RIGHT-HANDED PITCHER

Height: 6-2 **Weight:** 226 **Bats:** R **Throws:** R
Born: Nov. 8, 1999 - Valencia, VZ **Hometown:** Valencia, VZ
Recommended/Signed By: Oz Ocampo/Roman Ocumarez
How Obtained: Signed by the Astros as a non-drafted free agent on Aug. 23, 2017.

Year	Team	W	L	ERA	G	GS	CG	SHO	SV	IP	H	R	ER	HR	HB	BB	SO	WP	BK	AVG
2023	Fayetteville (A)	2	0	0.93	25	0	0	0	8	29.0	12	4	3	0	5	31	43	5	1	.128
MINOR LEAGUE TOTALS		10	8	2.76	75	13	0	0	9	143.2	74	59	44	1	30	120	216	32	5	.149

LEOSDANY MOLINA - INFILDER

Height: 5-10 **Weight:** 176 **Bats:** R **Throws:** R
Born: Jan. 9, 2000 - Santiago de Cuba, Cuba **Hometown:** Santiago de Cuba, Cuba
Recommended/Signed By: Charlie Gonzalez
How Obtained: Signed by the Astros as a non-drafted free agent on June 4, 2021.

Year	Team	AVG	G	AB	R	H	2B	3B	HR	RBI	BB	SO	SB	CS	OBP	SLG	SF	SH	HB	E
2023	Fayetteville (A)	.211	96	289	36	61	4	0	6	30	23	69	17	3	.273	.287	4	0	3	17
MINOR LEAGUE TOTALS		.231	266	910	119	210	26	5	13	94	79	219	64	13	.299	.313	9	0	14	42

CARLOS MONTES - RIGHT-HANDED PITCHER

Height: 6-2 **Weight:** 180 **Bats:** R **Throws:** R
Born: April 16, 2004 - El Tigre, VZ **Hometown:** El Tigre, VZ
Recommended/Signed By: Jose Palacios/Enrique Brito
How Obtained: Signed by the Astros as a non-drafted free agent on Nov. 3, 2021.

Year	Team	W	L	ERA	G	GS	CG	SHO	SV	IP	H	R	ER	HR	HB	BB	SO	WP	BK	AVG
did not make an appearance in 2023.																				
MINOR LEAGUE TOTALS		0	1	45.00	3	2	0	0	0	2.0	5	10	10	0	1	9	1	5	0	.500

CHRISTOPHER MORALES - OUTFIELDER

Height: 6-1 **Weight:** 233 **Bats:** R **Throws:** R
Born: Sept. 30, 2002 - San Pedro de Macoris, DR **Hometown:** San Pedro de Macoris, DR
Recommended/Signed By: Roman Ocumarez/Alfredo Ulloa
How Obtained: Signed by the Astros as a non-drafted free agent on July 2, 2019.

Year	Team	AVG	G	AB	R	H	2B	3B	HR	RBI	BB	SO	SB	CS	OBP	SLG	SF	SH	HB	E
did not make an appearance in 2023.																				
MINOR LEAGUE TOTALS		.229	70	170	25	39	13	1	2	12	29	87	0	6	.361	.353	0	0	6	2

OSWALD MORI - RIGHT-HANDED PITCHER

Height: 6-4 **Weight:** 185 **Bats:** R **Throws:** R
Born: June 20, 2002 - Cumana, VZ **Hometown:** Cumana, VZ
Recommended/Signed By: Jose Palacios/Enrique Brito
How Obtained: Signed by the Astros as a non-drafted free agent on Jan. 22, 2022.

Year	Team	W	L	ERA	G	GS	CG	SHO	SV	IP	H	R	ER	HR	HB	BB	SO	WP	BK	AVG
2023	DSL Astros Blue (R)	1	0	2.63	5	1	0	0	1	13.2	12	5	4	0	2	8	14	3	0	.245
MINOR LEAGUE TOTALS		2	2	3.54	14	2	0	0	2	28.0	21	13	11	0	4	18	30	10	0	.212

JESUS MUJICA - INFILDER

Height: 5-11 **Weight:** 179 **Bats:** R **Throws:** R
Born: Sept. 2, 2005 - Barquisimeto, Barquisimeto, VZ **Hometown:** Barquisimeto, VZ
Recommended/Signed By: Jose Palacios/Daniel Acuna
How Obtained: Signed by the Astros as a non-drafted free agent on Jan. 16, 2023.

Year	Team	AVG	G	AB	R	H	2B	3B	HR	RBI	BB	SO	SB	CS	OBP	SLG	SF	SH	HB	E
2023	DSL Astros Orange (R)	.224	32	98	16	22	4	2	1	15	12	40	2	6	.330	.337	1	0	4	2
MINOR LEAGUE TOTALS		.224	32	98	16	22	4	2	1	15	12	40	2	6	.330	.337	1	0	4	2

ASTROS
FRONT OFFICEASTROS
COACHING STAFFHOUSTON
ASTROSSCOUTING & PLAYER
DEVELOPMENT2023 SEASON
IN REVIEW2024
OPPONENTSHISTORY &
RECORDSSPRING
TRAININGMEDIA
INFORMATIONMINUTE MAID
PARK

JAYDEN MURRAY - RIGHT-HANDED PITCHER

Height: 6-3	Weight: 204	Bats: R	Throws: R																	
Born: April 11, 1997 - Vernal, UT		Hometown: Vernal, UT																		
School: Dixie State (UT)		Recommended/Signed By: David Hamlett (TB)																		
How Obtained: Acquired 1B Trey Mancini from the Baltimore Orioles and minor league RHP Jayden Murray from the Tampa Bay Rays in part of a three-team trade. To complete their portion of the deal, the Astros sent OF Jose Siri to the Rays and minor league RHP Chayce McDermott to the Orioles.																				
Career Highlights: 2021: South Atlantic League and Midwest League Pitcher of the Month for June, Southern League Pitcher of the Month for August, South Atlantic League Pitcher of the Week for June 20. 2019: New York-Penn League Pitcher of the Week for Sept. 2.																				
Year	Team	W	L	ERA	G	GS	CG	SHO	SV	IP	H	R	ER	HR	HB	BB	SO	WP	BK	AVG
2023	Sugar Land (AAA)	2	4	8.27	11	8	0	0	0	41.1	58	42	38	8	6	32	42	1	0	.335
MINOR LEAGUE TOTALS		19	14	3.59	66	59	0	0	1	285.2	237	137	114	36	23	91	284	5	2	.222

JACKSON NEZUH - RIGHT-HANDED PITCHER

Height: 6-1	Weight: 185	Bats: R	Throws: R																		
Born: Feb. 11, 2002 - Augusta, GA		Hometown: Longwood, FL																			
School: Louisiana-Lafayette		Recommended/Signed By: Landon Townsley																			
How Obtained: Selected by the Astros in the 14th round of the 2023 First-Year MLB Player Draft.																					
Year	Team	W	L	ERA	G	GS	CG	SHO	SV	IP	H	R	ER	HR	HB	BB	SO	WP	BK	AVG	
2024 will be his first professional season.																					

HECTOR NIEVES - INFILDER

Height: 6-2	Weight: 211	Bats: L	Throws: R																	
Born: July 8, 2003 - Mayaguez, P.R.		Hometown: Mayaguez, P.R.																		
High School: Puerto Rico Baseball Academy		Recommended/Signed By: Charlie Gonzalez																		
How Obtained: Selected by the Astros in the 19th round of the 2021 First-Year MLB Player Draft.																				
Year	Team	AVG	G	AB	R	H	2B	3B	HR	RBI	BB	SO	SB	CS	OBP	SLG	SF	SH	HB	E
2023	FCL Astros (R)	.204	20	54	7	11	3	0	1	5	12	16	5	0	.371	.315	1	0	3	1
	Fayetteville (A)	.308	4	13	3	4	0	0	2	3	5	0	0	.438	.769	0	0	0	0	0
	Corpus Christi (AA)	.100	13	40	1	4	1	0	0	3	4	18	0	1	.174	.125	2	0	0	1
MINOR LEAGUE TOTALS		.203	95	291	27	59	9	3	6	30	35	94	10	5	.296	.316	8	0	7	20

JOSE NODAL - LEFT-HANDED PITCHER

Height: 6-2	Weight: 234	Bats: L	Throws: L																	
Born: July 16, 2002 - Cienfuegos, Cuba		Hometown: Cienfuegos, Cuba																		
Recommended/Signed By: Charlie Gonzalez																				
How Obtained: Signed by the Astros as a non-drafted free agent on March 15, 2019.																				
Year	Team	W	L	ERA	G	GS	CG	SHO	SV	IP	H	R	ER	HR	HB	BB	SO	WP	BK	AVG
2023	Fayetteville (A)	3	10	6.55	25	11	0	0	0	77.0	83	70	56	6	12	52	66	4	11	.274
MINOR LEAGUE TOTALS		11	17	4.99	62	25	0	0	1	193.0	180	135	107	14	27	124	189	6	33	.248

ALEJANDRO NUNEZ - INFILDER

Height: 5-10	Weight: 183	Bats: L	Throws: R																	
Born: Sept. 8, 2004 - Havana, Cuba		Hometown: Havana, Cuba																		
Recommended/Signed By: Raymon Sanchez/Alfredo Ulloa/Leocadio Guevara																				
How Obtained: Signed by the Astros as a non-drafted free agent on June 1, 2022.																				
Year	Team	AVG	G	AB	R	H	2B	3B	HR	RBI	BB	SO	SB	CS	OBP	SLG	SF	SH	HB	E
2023	FCL Astros (R)	.259	40	135	21	35	10	0	1	17	25	24	16	3	.390	.356	0	0	4	7
MINOR LEAGUE TOTALS		.278	96	316	62	88	14	4	3	40	45	50	36	8	.392	.377	0	1	14	16

JESUS NUNEZ - RIGHT-HANDED PITCHER

Height: 6-4	Weight: 220	Bats: R	Throws: R																	
Born: Oct. 17, 2023 - Porlamar, VZ	Hometown: Porlamar, VZ																			
Recommended/Signed By: Jose Palacios/Daniel Gamboa																				
How Obtained: Signed by the Astros as a non-drafted free agent on Oct. 17, 2023.																				
2024 will be his first professional season.																				
Year	Team	W	L	ERA	G	GS	CG	SHO	SV	IP	H	R	ER	HR	HB	BB	SO	WP	BK	AVG

JUAN NUNEZ - RIGHT-HANDED PITCHER

Height: 6-0	Weight: 155	Bats: R	Throws: R																	
Born: Oct. 13, 2003 - La Romana, DR		Hometown: La Romana, DR																		
Recommended/Signed By: Raymon Sanchez/Alfredo Ulloa/Alfred Ramirez																				
How Obtained: Signed by the Astros as a non-drafted free agent on June 7, 2022.																				
Year	W	L	ERA	G	GS	CG	SHO	SV	IP	H	R	ER	HR	HB	BB	SO	WP	BK	AVG	
2023	DSL Astros Orange (R)	3	0	3.00	15	0	0	0	3	24.0	15	12	8	0	5	11	27	7	0	.183
MINOR LEAGUE TOTALS		5	2	4.43	28	0	0	0	5	40.2	30	26	20	1	7	27	42	10	0	.213

NEHOMAR OCHOA - OUTFIELDER

Height: 6-4 **Weight:** 242 **Bats:** R **Throws:** R
Born: July 31, 2005 - Higuerote, VZ **Hometown:** Galena Park, TX
School: Galena Park HS (TX) **Recommended/Signed By:** Brian Sheffer
How Obtained: Selected in the 11th round of the 2023 First-Year MLB Player Draft.

Year	Team	AVG	G	AB	R	H	2B	3B	HR	RBI	BB	SO	SB	CS	OBP	SLG	SF	SH	HB	E
2023	FCL Astros (R)	.222	12	36	10	8	2	0	3	9	3	7	1	0	.310	.528	1	0	2	0
MINOR LEAGUE TOTALS		.222	12	36	10	8	2	0	3	9	3	7	1	0	.310	.528	1	0	2	0

JOAN OGANDO - RIGHT-HANDED PITCHER

Height: 6-1 **Weight:** 179 **Bats:** R **Throws:** R
Born: May 23, 2004 - Santo Domingo, DR **Hometown:** Santo Domingo, DR
Recommended/Signed By: Raymon Sanchez/Alfredo Ulloa/Alfred Ramirez
How Obtained: Signed by the Astros as a non-drafted free agent on Jan. 15, 2023.

Year	Team	W	L	ERA	G	GS	CG	SHO	SV	IP	H	R	ER	HR	HB	BB	SO	WP	BK	AVG
2023	DSL Astros Orange (R)	2	0	1.74	9	1	0	0	1	10.1	5	2	2	1	1	10	10	2	0	.156
MINOR LEAGUE TOTALS		2	0	1.74	9	1	0	0	1	10.1	5	2	2	1	1	10	10	2	0	.156

MIGUEL PALMA - CATCHER

See non-roster bio.

ETHAN PECKO - RIGHT-HANDED PITCHER

Height: 6-2 **Weight:** 221 **Bats:** R **Throws:** R
Born: Aug. 25, 2002 - Darby, PA **Hometown:** Darby, PA
Recommended/Signed By: Bobby St. Pierre
How Obtained: Selected by the Astros in the sixth round of the 2023 First-Year MLB Player Draft.

Year	Team	W	L	ERA	G	GS	CG	SHO	SV	IP	H	R	ER	HR	HB	BB	SO	WP	BK	AVG
2023	FCL Astros (R)	0	1	3.00	2	1	0	0	0	3.0	4	1	1	0	0	0	3	0	0	.308
	Fayetteville (A)	0	1	7.50	4	3	0	0	0	12.0	12	12	10	0	0	9	14	1	0	.250
MINOR LEAGUE TOTALS		0	2	6.60	6	4	0	0	0	15.0	16	13	11	0	0	9	17	1	0	.262

ALAIN PENA - RIGHT-HANDED PITCHER

Height: 5-11 **Weight:** 155 **Bats:** R **Throws:** R
Born: April 10, 2003 - Reynosa, MX **Hometown:** Reynosa, MX
Recommended/Signed By: Miguel Pintor
How Obtained: Signed by the Astros as a non-drafted free agent on Sept. 28, 2021.

Year	Team	W	L	ERA	G	GS	CG	SHO	SV	IP	H	R	ER	HR	HB	BB	SO	WP	BK	AVG
2023	FCL Astros (R)	3	1	3.22	11	6	0	0	0	26.1	27	17	13	5	2	17	32	3	1	.203
MINOR LEAGUE TOTALS		5	6	3.25	23	13	0	0	0	74.2	59	35	27	5	3	37	71	11	2	.213

ENGEL DANIEL PERALTA - RIGHT-HANDED PITCHER

Height: 6-4 **Weight:** 190 **Bats:** R **Throws:** R
Born: June 3, 2004 - Santiago de los Caballeros, DR **Hometown:** Santiago de los Caballeros, DR
Recommended/Signed By: Raymon Sanchez/Alfredo Ulloa/José Torres
How Obtained: Signed by the Astros as a non-drafted free agent on June 10, 2022.

Year	Team	W	L	ERA	G	GS	CG	SHO	SV	IP	H	R	ER	HR	HB	BB	SO	WP	BK	AVG
2023	DSL Astros Orange (R)	3	0	5.35	11	4	0	0	1	33.2	37	22	20	6	1	11	56	4	0	.270
MINOR LEAGUE TOTALS		4	1	4.04	321	5	0	0	1	55.2	48	28	25	6	3	21	80	7	0	.227

JEAN PERALTA - RIGHT-HANDED PITCHER

Height: 6-4 **Weight:** 190 **Bats:** R **Throws:** R
Born: June 3, 2004 - Santiago de los Caballeros, DR **Hometown:** Santiago de los Caballeros, DR
Recommended/Signed By: Raymon Sanchez/Alfredo Ulloa/José Torres
How Obtained: Signed by the Astros as a non-drafted free agent on June 10, 2022.

Year	Team	W	L	ERA	G	GS	CG	SHO	SV	IP	H	R	ER	HR	HB	BB	SO	WP	BK	AVG
2023	DSL Astros Orange (R)	3	0	5.35	11	4	0	0	1	33.2	37	22	20	6	1	11	56	4	0	.270
MINOR LEAGUE TOTALS		4	1	4.04	321	5	0	0	1	55.2	48	28	25	6	3	21	80	7	0	.227

SANDRO PEREIRA - INFILDER

Height: 5-7 **Weight:** 147 **Bats:** S **Throws:** R
Born: Sept. 30, 2005 - San Juan de los Morros, VZ **Hometown:** San Juan de los Morros, VZ
Recommended/Signed By: Jose Palacios/Enrique Brito
How Obtained: Signed by the Astros as a non-drafted free agent on Jan. 15, 2023.

Year	Team	AVG	G	AB	R	H	2B	3B	HR	RBI	BB	SO	SB	CS	OBP	SLG	SF	SH	HB	E
2023	DSL Astros Orange (R)	.298	43	124	30	37	5	4	1	18	17	30	8	3	.457	.427	4	1	20	4
MINOR LEAGUE TOTALS		.298	43	124	30	37	5	4	1	18	17	30	8	3	.457	.427	4	1	20	4

EDUARDO PEREZ - OUTFIELDER

Height: 6-4 **Weight:** 214 **Bats:** R **Throws:** R
Born: July 24, 2006 - San Cristobal, DR **Hometown:** San Cristobal, DR
Recommended/Signed By: Raymon Sanchez/Alfredo Ulloa/Leocadio Guevara
How Obtained: Signed by the Astros as a non-drafted free agent on Jan. 15, 2023.

Year	Team	AVG	G	AB	R	H	2B	3B	HR	RBI	BB	SO	SB	CS	OBP	SLG	SF	SH	HB	E
2023	DSL Astros Blue (R)	.263	34	118	13	31	6	0	4	15	7	45	3	0	.331	.415	0	0	5	7
MINOR LEAGUE TOTALS																				
		.263	34	118	13	31	6	0	4	15	7	45	3	0	.331	.415	0	0	5	7

LUIS PEREZ - OUTFIELDER

Height: 5-10 **Weight:** 213 **Bats:** R **Throws:** R
Born: Oct. 24, 2002 - Cotui, DR **Hometown:** Cotui, DR
Recommended/Signed By: Roman Ocumarez/Leocadio Guevara
How Obtained: Signed by the Astros as a non-drafted free agent on July 2, 2019.

Year	Team	AVG	G	AB	R	H	2B	3B	HR	RBI	BB	SO	SB	CS	OBP	SLG	SF	SH	HB	E
2023	Fayetteville	.049	12	41	1	2	0	0	0	1	2	17	0	0	.114	.049	0	0	1	2
MINOR LEAGUE TOTALS																				
		.236	113	297	54	70	12	3	6	37	57	96	33	6	.369	.347	2	0	7	12

RAILIN PEREZ - RIGHT-HANDED PITCHER

Height: 6-3 **Weight:** 185 **Bats:** R **Throws:** R
Born: Sept. 2, 2001 - Santiago, DR **Hometown:** Santiago, DR
Recommended/Signed By: Domingor Brito/Rolando Pino (BOS)
How Obtained: Acquired by the Astros in the minor league phase of the Rule 5 Draft.

Year	Team	W	L	ERA	G	GS	CG	SHO	SV	IP	H	R	ER	HR	HB	BB	SO	WP	BK	AVG
2023	Salem (A)	2	3	3.70	32	0	0	0	3	56.0	48	31	23	1	6	34	69	10	2	.224
MINOR LEAGUE TOTALS																				
		6	7	2.82	79	6	0	0	17	162.2	125	68	51	4	21	77	182	30	4	.212

BENJAMIN PETSCHKE - RIGHT-HANDED PITCHER

Height: 6-0 **Weight:** 198 **Bats:** R **Throws:** R
Born: Nov. 9, 2001 - Pittsburg, PA **Hometown:** Pittsburg, PA
School: Samford **Recommended/Signed By:** Landon Townsley
How Obtained: Signed by the Astros as an undrafted free agent on July 14, 2023.

Year	Team	W	L	ERA	G	GS	CG	SHO	SV	IP	H	R	ER	HR	HB	BB	SO	WP	BK	AVG
2023 will be his first professional season.																				

JANK PICHARDO - RIGHT-HANDED PITCHER

Height: 6-1 **Weight:** 170 **Bats:** R **Throws:** R
Born: Aug. 4, 2004 - Santiago, DR **Hometown:** Santiago, DR
Recommended/Signed By: Raymon Sanchez/Alfredo Ulloa/Jose Torres
How Obtained: Signed by the Astros as a non-drafted free agent on Dec. 15, 2022.

Year	Team	W	L	ERA	G	GS	CG	SHO	SV	IP	H	R	ER	HR	HB	BB	SO	WP	BK	AVG
2023	DSL Astros Orange (R)	0	0	6.28	12	0	0	0	0	14.1	13	10	10	0	2	8	7	4	1	.241
MINOR LEAGUE TOTALS																				
		0	0	6.28	12	0	0	0	0	14.1	13	10	10	0	2	8	7	4	1	.241

PEYTON PLUMLEE - RIGHT-HANDED PITCHER

Height: 6-2 **Weight:** 214 **Bats:** R **Throws:** R
Born: Feb. 10, 1997 - Memphis, TN **Hometown:** Memphis, TN
School: Mississippi State University **Recommended/Signed By:** Travis Coleman
How Obtained: Selected by the Astros in the 31st round of the First-Year MLB Player Draft.

Year	Team	W	L	ERA	G	GS	CG	SHO	SV	IP	H	R	ER	HR	HB	BB	SO	WP	BK	AVG
2023	Asheville (A)	2	0	3.00	3	2	0	0	0	12.0	14	7	4	1	1	3	19	3	0	.275
	Corpus Christi (AA)	1	6	7.66	19	7	0	0	3	47.0	55	43	40	6	3	28	53	5	0	.286
MINOR LEAGUE TOTALS																				
		5	9	5.38	42	16	0	0	5	105.1	105	75	63	12	9	47	121	10	0	.254

KARNIEL PRATT - OUTFIELDER

Height: 5-10 **Weight:** 170 **Bats:** R **Throws:** R
Born: Jan. 3, 2005 - St. Peters, St. Martin **Hometown:** St. Peters, St. Martin
Recommended/Signed By: Leocadio Guevara
How Obtained: Signed by the Astros as a non-drafted free agent on Feb. 8, 2022.

Year	Team	AVG	G	AB	R	H	2B	3B	HR	RBI	BB	SO	SB	CS	OBP	SLG	SF	SH	HB	E
2023	DSL Astros Orange (R)	.271	44	140	34	38	5	3	5	26	34	53	22	5	.425	.457	1	0	4	3
MINOR LEAGUE TOTALS																				
		.240	98	283	58	68	11	3	6	34	67	113	34	10	.397	.364	1	0	7	8

CRISTOPHER PRESINAL - RIGHT-HANDED PITCHER

Height: 6-2 **Weight:** 156 **Bats:** R **Throws:** R
Born: Nov. 28, 2004 - San Jose de Ocoa, DR **Hometown:** San Jose de Ocoa, DR
Recommended/Signed By: Raymon Sanchez/Alfredo Ulloa/Jose Lima
How Obtained: Signed by the Astros as a non-drafted free agent on Jan. 30, 2023.

Year	Team	W	L	ERA	G	GS	CG	SHO	SV	IP	H	R	ER	HR	HB	BB	SO	WP	BK	AVG
2023	DSL Astros Blue (R)	0	3	6.32	10	3	0	0	1	15.2	11	15	11	2	2	23	20	6	1	.193
MINOR LEAGUE TOTALS																				
		0	3	6.32	10	3	0	0	1	15.2	11	15	11	2	2	23	20	6	1	.193

COLLIN PRICE - CATCHER

Height: 6-5 **Weight:** 218
Born: Nov. 15, 1999 - Suwanee, GA
School: Mercer

Bats: R **Throws:** R
Hometown: Suwanee, GA
Recommended/Signed By: Bobby St. Pierre

How Obtained: Selected by the Astros in the sixth round of the 2022 First-Year MLB Player Draft.

Year	Team	AVG	G	AB	R	H	2B	3B	HR	RBI	BB	SO	SB	CS	OBP	SLG	SF	SH	HB	E
2022	Fayetteville (A)	.198	58	182	18	36	13	0	6	24	37	55	0	1	.341	.368	1	0	3	9
MINOR LEAGUE TOTALS		.221	77	244	26	54	18	0	8	34	44	72	0	1	.348	.393	1	0	4	11

LUIS QUESADA - OUTFIELDER

Height: 6-2 **Weight:** 193
Born: Jan. 18, 2005 - Cienfuegos, Cuba

Bats: R **Throws:** R
Hometown: Cienfuegos, Cuba

Recommended/Signed By: Charlie Gonzalez

How Obtained: Signed by the Astros as a non-drafted free agent on Feb. 20, 2023.

Year	Team	AVG	G	AB	R	H	2B	3B	HR	RBI	BB	SO	SB	CS	OBP	SLG	SF	SH	HB	E
2023	DSL Astros Orange (R)	.247	26	73	10	18	3	1	3	8	13	20	1	0	.398	.438	1	0	6	1
MINOR LEAGUE TOTALS		.247	26	73	10	18	3	1	3	8	13	20	1	0	.398	.438	1	0	6	1

ROINER QUINTANA - OUTFIELDER

Height: 5-11 **Weight:** 157
Born: June 20, 2005 - Caracas, VZ

Bats: R **Throws:** R
Hometown: Caracas, VZ

Recommended/Signed By: Jose Palacios/Daniel Acuna

How Obtained: Signed by the Astros as a non-drafted free agent on April 10, 2022.

Year	Team	AVG	G	AB	R	H	2B	3B	HR	RBI	BB	SO	SB	CS	OBP	SLG	SF	SH	HB	E
2023	DSL Astros Blue (R)	.293	38	123	25	36	4	1	2	17	23	28	10	4	.408	.390	0	0	1	2
MINOR LEAGUE TOTALS		.250	78	232	42	58	7	2	5	32	38	51	20	7	.357	.362	1	0	1	4

GERMAN RAMIREZ - INFIELDER

Height: 6-0 **Weight:** 179
Born: July 28, 2006 - San Pedro de Macoris, DR

Bats: R **Throws:** R
Hometown: San Pedro de Macoris, DR

Recommended/Signed By: Raymon Sanchez/Alfredo Ulloa/Alfred Ramirez

How Obtained: Signed by the Astros as a non-drafted free agent on Jan. 15, 2023.

Year	Team	AVG	G	AB	R	H	2B	3B	HR	RBI	BB	SO	SB	CS	OBP	SLG	SF	SH	HB	E
2023	DSL Astros Orange (R)	.257	48	183	23	47	6	2	1	21	15	39	3	4	.324	.328	2	2	4	15
MINOR LEAGUE TOTALS		.257	48	183	23	47	6	2	1	21	15	39	3	4	.324	.328	2	2	4	15

RAFAEL RAMIREZ - OUTFIELDER

Height: 6-1 **Weight:** 185
Born: Nov. 9, 2004 - Azua, DR

Bats: R **Throws:** R
Hometown: Azua, DR

Recommended/Signed By: Leocadio Guevara

How Obtained: Signed by the Astros as a non-drafted free agent on Jan. 15, 2022.

Year	Team	AVG	G	AB	R	H	2B	3B	HR	RBI	BB	SO	SB	CS	OBP	SLG	SF	SH	HB	E
2023	DSL Astros Blue (R)	.269	41	108	24	29	3	2	3	20	14	27	5	2	.357	.417	2	0	2	5
MINOR LEAGUE TOTALS		.202	93	252	37	51	6	3	6	37	29	67	12	5	.297	.321	3	0	6	15

PORFIRIO RAMOS - RIGHT-HANDED PITCHER

Height: 5-10 **Weight:** 153
Born: Dec. 3, 2003 - Sabinas, MX

Bats: R **Throws:** R
Hometown: Sabinas, MX

Recommended/Signed By: Miguel Pintor

How Obtained: Signed by the Astros as a non-drafted free agent on May 23, 2023.

Year	Team	W	L	ERA	G	GS	CG	SHO	SV	IP	H	R	ER	HR	HB	BB	SO	WP	BK	AVG
2023	DSL Astros Blue (R)	0	0	9.82	8	0	0	0	0	7.1	9	9	8	0	0	16	6	2	0	.409
MINOR LEAGUE TOTALS		0	0	9.82	8	0	0	0	0	7.1	9	9	8	0	0	16	6	2	0	.409

JULIO ROBAINA - LEFT-HANDED PITCHER

Height: 5-9 **Weight:** 205
Born: March 23, 2001 - San Antonio de los Baños, Cuba

Bats: L **Throws:** L
Hometown: San Antonio de los Baños, Cuba

Recommended/Signed By: Charlie Gonzalez

How Obtained: Signed by the Astros as a non-drafted free agent on Sept. 22, 2017.

Career Highlights: 2023: Texas League Pitcher of the Week for May 21 and Sept. 17. Texas League Pitcher of the Month for Sept.

Year	Team	W	L	ERA	G	GS	CG	SHO	SV	IP	H	R	ER	HR	HB	BB	SO	WP	BK	AVG
2023	Corpus Christi (AA)	10	6	3.18	26	16	0	0	0	116.0	105	46	41	6	2	48	114	11	0	.241
MINOR LEAGUE TOTALS		22	22	4.36	92	47	0	0	4	340.1	322	193	165	22	16	176	370	23	3	.246

JOSE ROBLEDO - INFIELDER

Height: 5-7 **Weight:** 188
Born: Sept. 14, 2003 - Monterrey, MX

Bats: S **Throws:** R
Hometown: Monterrey, MX

Recommended/Signed By: Miguel Pintor

How Obtained: Signed by the Astros as a non-drafted free agent on June 24, 2022.

Year	Team	AVG	G	AB	R	H	2B	3B	HR	RBI	BB	SO	SB	CS	OBP	SLG	SF	SH	HB	E
2023	DSL Astros Orange (R)	.270	45	148	33	40	6	2	0	13	22	32	7	4	.374	.338	1	1	3	9
MINOR LEAGUE TOTALS		.238	86	273	48	65	8	3	1	23	26	71	15	6	.314	.300	2	1	5	15

LUIS ANGEL RODRIGUEZ - LEFT-HANDED PITCHER

Height: 6-1	Weight: 262	Bats: L	Throws: L																	
Born: Sept. 10, 1999 - Tierra Blanca, MX		Hometown: Tierra Blanca, MX																		
Recommended/Signed By: Sergio Hernandez/Louis Eljau (CHC)																				
How Obtained: Selected in the minor league phase of the 2022 Rule 5 Draft.																				
Year	Team	W	L	ERA	G	GS	CG	SHO	SV	IP	H	R	ER	HR	HB	BB	SO	WP	BK	AVG
2023	Asheville (A)	0	1	3.67	7	4	0	0	0	27.0	16	13	11	1	6	16	38	2	0	.162
MINOR LEAGUE TOTALS		18	7	2.90	78	37	0	0	6	279.1	193	103	90	19	15	132	355	21	1	.192

LUIS SONYER RODRIGUEZ - RIGHT-HANDED PITCHER

Height: 6-2	Weight: 183	Bats: R	Throws: R																	
Born: June 12, 2003 - San Pedro de Macoris, DR		Hometown: San Pedro de Macoris, DR																		
Recommended/Signed By: Roman Ocumarez/Alfredo Ulloa/Hassan Wessin																				
How Obtained: Signed by the Astros as a non-drafted free agent on Oct. 15, 2021.																				
Year	Team	W	L	ERA	G	GS	CG	SHO	SV	IP	H	R	ER	HR	HB	BB	SO	WP	BK	AVG
did not make an appearance in 2023.																				

MAURICIO RODRIGUEZ - RIGHT-HANDED PITCHER

Height: 6-6	Weight: 175	Bats: R	Throws: R																	
Born: July 30, 2004 - Porlamar, VZ	Hometown: Porlamar, VZ																			
Recommended/Signed By: Jose Palacios/Daniel Gamboa																				
How Obtained: Signed by the Astros as a non-drafted free agent on July 17, 2022.																				
Year	Team	W	L	ERA	G	GS	CG	SHO	SV	IP	H	R	ER	HR	HB	BB	SO	WP	BK	AVG
did not make an appearance in 2023.																				

NERIO RODRIGUEZ - CATCHER

Height: 6-1	Weight: 241	Bats: R	Throws: R																	
Born: Sept. 21, 1999 - New York, NY		Hometown: Santo Domingo, DR																		
Recommended/Signed By: Oz Ocampo/Charlie Gonzalez/Roman Ocumarez																				
How Obtained: Signed by the Astros as a non-drafted free agent on July 2, 2016.																				
Year	Team	AVG	G	AB	R	H	2B	3B	HR	RBI	BB	SO	SB	CS	OBP	SLG	SF	SH	HB	E
2023	Asheville (A)	.111	5	18	2	2	1	0	1	5	2	6	0	0	.200	.333	0	0	0	0
MINOR LEAGUE TOTALS		.238	242	8181	128	194	49	3	20	116	125	258	3	1	.341	.378	9	0	8	20

RAIMY RODRIGUEZ - RIGHT-HANDED PITCHER

Height: 6-1	Weight: 192	Bats: R	Throws: R																
Born: July 16, 2005 - Puerto Plata, DR		Hometown: Puerto Plata, DR																	
Recommended/Signed By: Jose Torres																			
How Obtained: Signed by the Astros as a non-drafted free agent on Jan. 15, 2022.																			
Year	W	L	ERA	G	GS	CG	SHO	SV	IP	H	R	ER	HR	HB	BB	SO	WP	BK	AVG
2023 FCL Astros (R)	1	1	5.89	6	1	0	0	0	18.1	13	12	12	1	4	15	24	6	0	.197
MINOR LEAGUE TOTALS	4	4	4.55	23	7	0	0	1	61.1	49	42	31	1	5	39	78	18	3	.211

DARWIN ROSARIO - RIGHT-HANDED PITCHER

Height: 6-3	Weight: 180	Bats: R	Throws: R																	
Born: June 15, 2000 - Santo Domingo, DR		Hometown: Santo Domingo, DR																		
Recommended/Signed By: Alfredo Ulloa/Leocadio Guevara																				
How Obtained: Signed by the Astros as a non-drafted free agent on Jan. 15, 2021.																				
Year	Team	W	L	ERA	G	GS	CG	SHO	SV	IP	H	R	ER	HR	HB	BB	SO	WP	BK	AVG
did not make an appearance in 2023.																				
MINOR LEAGUE TOTALS		1	0	10.13	5	1	0	0	0	5.1	4	8	6	1	1	8	9	1	1	.222

LEOMAR ROSARIO - RIGHT-HANDED PITCHER

Height: 6-6	Weight: 245	Bats: R	Throws: R																	
Born: June 11, 2003 - San Cristobal, DR		Hometown: San Cristobal, DR																		
Recommended/Signed By: Roman Ocumarez/Jose Lima																				
How Obtained: Signed by the Astros as a non-drafted free agent on Oct. 15, 2021.																				
Year	Team	W	L	ERA	G	GS	CG	SHO	SV	IP	H	R	ER	HR	HB	BB	SO	WP	BK	AVG
2023	FCL Astros (R)	1	1	6.32	6	1	0	0	0	15.2	14	11	11	1	1	16	16	6	1	.250
MINOR LEAGUE TOTALS		1	3	6.39	17	6	0	0	0	43.2	35	33	31	2	2	43	45	16	3	.224

TOMMY SACCO JR. - INFILDER

Height: 5-10	Weight: 202	Bats: S	Throws: R																	
Born: May 21, 1999 - Chandler, AZ	Hometown: Chandler, AZ																			
School: Texas Christian	Recommended/Signed By: Jim Stevenson																			
How Obtained: Selected by the Astros in the 14th round of the 2022 First-Year MLB Player Draft.																				
Year	Team	AVG	G	AB	R	H	2B	3B	HR	RBI	BB	SO	SB	CS	OBP	SLG	SF	SH	HB	E
2023	Asheville (A)	.225	104	346	49	78	16	1	12	47	66	102	16	8	.354	.382	2	0	4	14
MINOR LEAGUE TOTALS		.218	130	445	64	97	20	2	14	53	77	130	24	9	.338	.366	2	0	5	16

BRAYAN SANCHEZ - CATCHER

Height: 6-0 **Weight:** 195 **Bats:** R **Throws:** R
Born: Dec. 19, 2004 - Valencia, VZ **Hometown:** Valencia, VZ

Recommended/Signed By: Jose Palacios

How Obtained: Signed by the Astros as an undrafted free agent on Jan. 17, 2022.

Year	Team	AVG	G	AB	R	H	2B	3B	HR	RBI	BB	SO	SB	CS	OBP	SLG	SF	SH	HB	E
2023	DSL Astros Orange (R)	.213	37	73	12	9	1	0	0	9	20	30	5	0	.326	.137	0	1	2	5
MINOR LEAGUE TOTALS		.153	75	144	23	22	4	0	1	16	41	59	7	2	.366	.201	1	1	8	12

WILMY SANCHEZ - RIGHT-HANDED PITCHER

Height: 5-9 **Weight:** 206 **Bats:** R **Throws:** R
Born: Dec. 17, 2003, Santiago, DR **Hometown:** Santiago, DR

Recommended/Signed By: Raymon Sanchez/Alfredo Ulloa/Jose Torres

How Obtained: Signed by the Astros as a non-drafted free agent on May 20, 2022.

Year	Team	W	L	ERA	G	GS	CG	SHO	SV	IP	H	R	ER	HR	HB	BB	SO	WP	BK	AVG
2023	DSL Astros (R)	2	0	2.43	10	2	0	0	0	33.1	24	9	9	1	2	20	34	1	2	.198
MINOR LEAGUE TOTALS		5	0	2.27	22	6	0	0	3	67.1	51	19	17	3	5	35	83	10	3	.206

YANQUEL SANCHEZ - LEFT-HANDED PITCHER

Height: 6-3 **Weight:** 200 **Bats:** L **Throws:** L
Born: Jan. 28, 2001 - Pilon, Cuba **Hometown:** Pilon, Cuba

Recommended/Signed By: Charlie Gonzalez

How Obtained: Signed by the Astros as a non-drafted free agent on Sept. 10, 2021.

Year	Team	W	L	ERA	G	GS	CG	SHO	SV	IP	H	R	ER	HR	HB	BB	SO	WP	BK	AVG
2023	DSL Astros Orange (R)	0	1	1.00	9	6	0	0	0	18.0	7	2	2	0	0	4	24	3	00	.117
MINOR LEAGUE TOTALS		1	2	2.03	19	13	0	0	0	44.1	33	11	10	1	2	15	61	7	0	.208

MICHAEL SANDLE - OUTFIELDER

Height: 5-9 **Weight:** 193 **Bats:** R **Throws:** R
Born: Sept. 21, 1998 - Dayton, OH **Hometown:** Navarre, FL

School: University of South Alabama

Recommended/Signed By: Landon Townsley

How Obtained: Selected by the Astros in the 10th round of the 2021 First-Year MLB Player Draft.

Career Highlights: 2021: Carolina League Player of the Week for Feb. 29.

Year	Team	AVG	G	AB	R	H	2B	3B	HR	RBI	BB	SO	SB	CS	OBP	SLG	SF	SH	HB	E
2023	Asheville (A)	.202	91	321	37	65	17	0	7	26	30	96	15	5	.277	.321	2	0	4	2
	Sugar Land (AAA)	.194	15	36	10	7	2	0	3	7	4	11	1	0	.311	.500	2	1	3	0
MINOR LEAGUE TOTALS		.246	255	970	156	239	52	9	26	112	84	255	48	9	.320	.399	5	1	24	5

ALIMBER SANTA - RIGHT-HANDED PITCHER

Height: 6-1 **Weight:** 225 **Bats:** R **Throws:** R
Born: May 3, 2003 - Azua, DR **Hometown:** Azua, DR

Recommended/Signed By: Alfredo Ulloa/Hassan Wessin

How Obtained: Signed by the Astros as a non-drafted free agent on Feb. 28, 2020.

Year	Team	W	L	ERA	G	GS	CG	SHO	SV	IP	H	R	ER	HR	HB	BB	SO	WP	BK	AVG
2023	Fayetteville (A)	3	9	5.98	26	14	0	0	0	87.1	86	61	58	5	4	74	119	12	5	.260
MINOR LEAGUE TOTALS		3	11	5.63	38	19	0	0	1	110.1	109	75	69	7	7	84	145	15	5	.260

JUAN SANTANDER - CATCHER

Height: 6-3 **Weight:** 280 **Bats:** R **Throws:** R
Born: Dec. 9, 2002 - Barquisimeto, VZ **Hometown:** Barquisimeto, VZ

Recommended/Signed By: Roman Ocumarez/Jose Palacios/Enrique Brito

How Obtained: Signed by the Astros as a non-drafted free agent on July 2, 2019.

Year	Team	AVG	G	AB	R	H	2B	3B	HR	RBI	BB	SO	SB	CS	OBP	SLG	SF	SH	HB	E
2023	FCL Astros (R)	.239	27	71	10	17	5	0	4	16	11	16	1	0	.345	.479	1	0	1	1
	Fayetteville (A)	.297	11	37	4	11	0	0	1	6	2	7	1	0	.333	.378	0	0	0	3
	Corpus Christi (AA)	.375	4	8	2	3	0	0	0	0	1	3	0	0	.444	.375	0	0	0	0
MINOR LEAGUE TOTALS		.183	64	186	22	34	7	0	1	17	16	54	7	1	.264	.237	1	0	5	19

ALEX SANTOS II - RIGHT-HANDED PITCHER

Height: 6-2 **Weight:** 215 **Bats:** R **Throws:** R
Born: Feb. 10, 2002 - New York, NY **Hometown:** Bronx, NY

School: Mount. St Michael Academy (NY)

Recommended/Signed By: Bobby St. Pierre

How Obtained: Selected by the Astros in the second round of the 2021 First-Year MLB Player Draft.

Year	Team	W	L	ERA	G	GS	CG	SHO	SV	IP	H	R	ER	HR	HB	BB	SO	WP	BK	AVG
2023	Asheville (A)	3	7	6.94	25	12	0	0	2	83.0	100	77	64	17	6	64	92	13	1	.290
MINOR LEAGUE TOTALS		5	20	5.86	60	33	0	0	4	207.1	205	156	135	34	8	131	244	37	3	.250

YERIEL SANTOS - RIGHT-HANDED PITCHER

Height: 5-11 **Weight:** 188 **Bats:** R **Throws:** R
Born: Nov. 20, 2003 - San Francisco de Macoris, DR **Hometown:** San Francisco de Macoris, DR
Recommended/Signed By: Hassan Wessin
How Obtained: Signed as an undrafted free agent on March 3, 2022.

Year	Team	W	L	ERA	G	GS	CG	SHO	SV	IP	H	R	ER	HR	HB	BB	SO	WP	BK	AVG
2023	FCL Astros (R)	2	4	5.35	11	5	0	0	0	35.1	25	26	21	4	1	30	42	7	0	.189
MINOR LEAGUE TOTALS		2	7	3.72	23	12	0	0	0	75.0	50	42	31	5	3	54	83	18	0	.184

JOSE SERRANO - RIGHT-HANDED PITCHER

Height: 6-2 **Weight:** 212 **Bats:** R **Throws:** R
Born: Feb. 14, 2004 - Bonao, DR **Hometown:** Bonao, DR
Recommended/Signed By: Raymon Sanchez/Alfredo Ulloa/Jose Torres
How Obtained: Signed as an undrafted free agent on June 10, 2022.

Year	Team	W	L	ERA	G	GS	CG	SHO	SV	IP	H	R	ER	HR	HB	BB	SO	WP	BK	AVG
2023	DSL Astros Blue (R)	0	0	5.40	3	0	0	0	0	3.1	2	4	2	0	0	1	4	2	0	.143
MINOR LEAGUE TOTALS		0	1	5.02	10	0	0	0	1	14.1	15	11	8	1	3	5	11	4	1	.259

WANDER SEVERINO - RIGHT-HANDED PITCHER

Height: 6-0 **Weight:** 163 **Bats:** R **Throws:** R
Born: Oct. 24, 2003 - San Pedro de Macoris, DR **Hometown:** San Pedro de Macoris, DR
Recommended/Signed By: Alfredo Ulloa/Alfred Ramirez
How Obtained: Signed as an undrafted free agent on Feb. 10, 2022.

Year	Team	W	L	ERA	G	GS	CG	SHO	SV	IP	H	R	ER	HR	HB	BB	SO	WP	BK	AVG
2023	DSL Astros Orange (R)	3	2	3.58	13	4	0	0	0	32.2	30	19	13	2	3	20	36	7	1	.248
MINOR LEAGUE TOTALS		8	5	3.91	28	8	0	0	2	69.0	63	38	30	4	6	40	70	16	2	.248

ANTHONY SHERWIN - INFIELDER

Height: 5-11 **Weight:** 196 **Bats:** L **Throws:** R
Born: June 3, 2002 - Maumee, OH **Hometown:** Maumee, OH
School: Bucknell **Recommended/Signed By:** Scott Oberhelman
How Obtained: Signed by the Astros as a non-drafted free agent on July 14, 2023.

Year	Team	AVG	G	AB	R	H	2B	3B	HR	RBI	BB	SO	SB	CS	OBP	SLG	SF	SH	HB	E
2023	FCL Astros (R)	.391	9	23	8	9	3	0	0	5	9	7	2	1	.545	.522	1	0	0	0
MINOR LEAGUE TOTALS		.391	9	23	8	9	3	0	0	5	9	7	2	1	.545	.522	1	0	0	0

JUAN SIERRA - OUTFIELDER

Height: 6-1 **Weight:** 208 **Bats:** R **Throws:** R
Born: Dec. 8, 2005 - Yaguata, DR **Hometown:** Yaguata, DR
Recommended/Signed By: Alfredo Ulloa/Hassan Wessin
How Obtained: Signed by the Astros as a non-drafted free agent on Jan. 15, 2023.

Year	Team	AVG	G	AB	R	H	2B	3B	HR	RBI	BB	SO	SB	CS	OBP	SLG	SF	SH	HB	E
2023	DSL Astros Blue (R)	.174	41	121	21	21	3	0	4	10	25	29	1	1	.327	.298	1	0	3	1
MINOR LEAGUE TOTALS		.174	41	121	21	21	3	0	4	10	25	29	1	1	.327	.298	1	0	3	1

JAIRI SOLIS - RIGHT-HANDED PITCHER

Height: 6-4 **Weight:** 252 **Bats:** R **Throws:** R
Born: Dec. 22, 1999 - Puerto Cabello, VZ **Hometown:** Puerto Cabello, VZ
Recommended/Signed By: Roman Ocumarez
How Obtained: Signed by the Astros as a non-drafted free agent on July 2, 2016.
Career Highlights: 2023: Pacific Coast League Pitcher of the Week for June 11.

Year	Team	W	L	ERA	G	GS	CG	SHO	SV	IP	H	R	ER	HR	HB	BB	SO	WP	BK	AVG
2023	Sugar Land (AAA)	1	4	8.46	18	14	0	0	1	61.2	87	59	58	13	5	37	50	5	0	.335
MINOR LEAGUE TOTALS		6	11	4.98	46	35	0	0	1	173.2	187	111	96	17	11	90	170	9	0	.277

ANDREWS SOSA - CATCHER

Height: 5-10 **Weight:** 160 **Bats:** R **Throws:** R
Born: Jan. 7, 2005 - Barquisimeto, VZ **Hometown:** Barquisimeto, VZ
Recommended/Signed By: Jose Palacios/Daniel Acuna
How Obtained: Signed by the Astros as a non-drafted free agent on May 16, 2022.

Year	Team	AVG	G	AB	R	H	2B	3B	HR	RBI	BB	SO	SB	CS	OBP	SLG	SF	SH	HB	E
2023	DSL Astros Blue (R)	.257	41	113	21	29	4	0	2	13	23	23	6	4	.383	.345	3	0	2	2
MINOR LEAGUE TOTALS		.250	60	156	32	39	5	0	2	16	32	34	10	6	.388	.321	3	0	5	4

JUAN SOTO - RIGHT-HANDED PITCHER

Height: 6-2 **Weight:** 211 **Bats:** R **Throws:** R
Born: April 30, 2003 - Tamboril, DR **Hometown:** Tamboril, DR
Recommended/Signed By: Alfredo Ulloa/Jose Lima
How Obtained: Signed by the Astros as a non-drafted free agent on Jan. 15, 2021.

Year	Team	W	L	ERA	G	GS	CG	SHO	SV	IP	H	R	ER	HR	HB	BB	SO	WP	BK	AVG
2023	FCL Astros (R)	0	1	8.06	11	3	0	0	0	25.2	28	27	23	3	2	25	17	2	0	.277
MINOR LEAGUE TOTALS		3	5	5.93	37	11	0	0	3	101.2	89	84	67	7	9	96	109	23	1	.229

JONATHAN SPRINKLE - RIGHT-HANDED PITCHER

Height: 6-5 **Weight:** 241 **Bats:** R **Throws:** R
Born: July 8, 1998 - Overland Park, KS **Hometown:** Overland Park, KS
School: University of Central Missouri **Recommended/Signed By:** Jim Stevenson
How Obtained: Signed by the Astros as an undrafted free agent on June 19, 2020.

Year	Team	W	L	ERA	G	GS	CG	SHO	SV	IP	H	R	ER	HR	HB	BB	SO	WP	BK	AVG
2023	Corpus Christi (AA)	3	3	10.59	26	0	0	0	0	26.1	29	33	31	5	9	32	32	11	0	.274
MINOR LEAGUE TOTALS																				
		9	8	6.03	96	0	0	0	2	119.1	97	86	80	12	18	93	181	56	0	.218

CHAD STEVENS - INFILDER

Height: 6-5 **Weight:** 210 **Bats:** R **Throws:** R
Born: Feb. 3, 1999 - Walnut Creek, CA **Hometown:** Fox Island, WA
School: University of Portland **Recommended/Signed By:** Tim Costic
How Obtained: Selected by the Astros in the 11th round of the 2021 First-Year MLB Player Draft.

Year	Team	AVG	G	AB	R	H	2B	3B	HR	RBI	BB	SO	SB	CS	OBP	SLG	SF	SH	HB	E
2023	Corpus Christi (AA)	.220	122	418	53	92	19	5	15	60	61	176	23	7	.333	.397	4	0	12	12
MINOR LEAGUE TOTALS																				
		.221	241	856	120	189	39	7	28	132	103	330	38	14	.315	.381	7	0	18	41

CJ STUBBS - CATCHER

See non-roster bio

DANNY SUBERO - RIGHT-HANDED PITCHER

Height: 6-5 **Weight:** 236 **Bats:** R **Throws:** R
Born: Nov. 2, 2001 - Caracas, VZ **Hometown:** Caracas, VZ
Recommended/Signed By: Roman Ocumarez/Tom Shafer
How Obtained: Signed by the Astros as a non-drafted free agent on July 2, 2018.

Year	Team	W	L	ERA	G	GS	CG	SHO	SV	IP	H	R	ER	HR	HB	BB	SO	WP	BK	AVG
did not make an appearance in 2023.																				
MINOR LEAGUE TOTALS																				
		2	4	4.18	33	7	0	0	4	71.0	50	40	33	4	7	56	67	21	1	.198

WANDER SUERO - RIGHT-HANDED PITCHER

See non-roster bio.

NIC SWANSON - RIGHT-HANDED PITCHER

Height: 6-2 **Weight:** 210 **Bats:** R **Throws:** R
Born: July 8, 1999 - Tulsa, OK **Hometown:** Tulsa, OK
School: Northeastern State (OK) **Recommended/Signed By:** Jim Stevenson
How Obtained: Signed by the Astros as a non-drafted free agent on July 2, 2018.

Career Highlights: 2023: Astros Minor League Pitcher of the Month for June.

Year	Team	W	L	ERA	G	GS	CG	SHO	SV	IP	H	R	ER	HR	HB	BB	SO	WP	BK	AVG
2023	Fayetteville (A)	4	2	2.61	14	7	0	0	0	58.2	42	24	17	2	1	21	66	9	1	.194
	Asheville (A)	1	2	4.08	12	10	0	0	0	57.1	49	27	26	11	3	18	55	0	3	.225
MINOR LEAGUE TOTALS																				
		9	8	4.09	54	30	0	0	1	207.0	177	105	94	27	9	96	223	24	5	.227

MISAEAL TAMAREZ - RIGHT-HANDED PITCHER

See non-roster bio.

ANDREW TAYLOR - RIGHT-HANDED PITCHER

Height: 6-5 **Weight:** 236 **Bats:** R **Throws:** R
Born: Sept. 23, 2001 - Caledonia, MI **Hometown:** Caledonia, MI
School: Central Michigan **Recommended/Signed By:** Scott Oberhelman
How Obtained: Selected by the Astros in the competitive balance second round of the 2022 First-Year MLB Player Draft.

Year	Team	W	L	ERA	G	GS	CG	SHO	SV	IP	H	R	ER	HR	HB	BB	SO	WP	BK	AVG
2023	Fayetteville (A)	4	8	4.61	24	12	0	0	1	84.0	87	52	43	12	3	43	126	14	1	.269
MINOR LEAGUE TOTALS																				
		4	8	4.61	24	12	0	0	1	84.0	87	52	43	12	3	43	126	14	1	.269

JOSE TEJEDA - RIGHT-HANDED PITCHER

Height: 6-3 **Weight:** 205 **Bats:** R **Throws:** R
Born: May 14, 2004 - Villa Fundacion, DR **Hometown:** Villa Fundacion, DR
Recommended/Signed By: Raymon Sanchez/Alfredo Ulloa/Jose Lima
How Obtained: Signed by the Astros as a non-drafted free agent on Nov. 1, 2023.

Year	Team	W	L	ERA	G	GS	CG	SHO	SV	IP	H	R	ER	HR	HB	BB	SO	WP	BK	AVG
2024 will be his first professional season.																				

AUSTIN TEMPLE - RIGHT-HANDED PITCHER

Height: 6-4 **Weight:** 205 **Bats:** R **Throws:** R
Born: Aug. 24, 1999 - Miami, FL **Hometown:** Miami, FL
School: Notre Dame **Recommended/Signed By:** Scott Oberhelman
How Obtained: Signed by the Astros as an undrafted free agent on July 27, 2022.

Year	Team	W	L	ERA	G	GS	CG	SHO	SV	IP	H	R	ER	HR	HB	BB	SO	WP	BK	AVG
2023	Fayetteville (A)	1	0	2.29	20	0	0	0	2	19.2	11	5	5	1	0	20	24	0	1	.159
MINOR LEAGUE TOTALS																				
		2	0	2.70	27	1	0	0	3	30.0	17	9	9	3	2	20	38	1	1	.162

RICARDO TORO - CATCHER

Height: 6-0 **Weight:** 231 **Bats:** R **Throws:** R
Born: Feb. 24, 2001 - Maracay, VZ **Hometown:** Maracay, VZ
Recommended/Signed By: Oz Ocampo/David Brito/Enrique Brito
How Obtained: Signed by the Astros as a non-drafted free agent on July 2, 2017.

Year	Team	AVG	G	AB	R	H	2B	3B	HR	RBI	BB	SO	SB	CS	OBP	SLG	SF	SH	HB	E
did not make an appearance in 2023.																				
MINOR LEAGUE TOTALS		.243	196	526	64	128	17	2	10	79	57	87	14	8	.350	.340	8	0	34	24

ALEJANDRO TORRES - RIGHT-HANDED PITCHER

Height: 6-1 **Weight:** 245 **Bats:** R **Throws:** R
Born: April 26, 2001 - Miami, FL **Hometown:** Miami, FL
School: University of Miami **Recommended/Signed By:** Steven DiPuglia
How Obtained: Signed by the Astros as a non-drafted free agent on July 25, 2023.

Year	Team	W	L	ERA	G	GS	CG	SHO	SV	IP	H	R	ER	HR	HB	BB	SO	WP	BK	AVG
2023	FCL Astros (R)	0	1	6.75	2	0	0	0	0	2.2	3	2	2	1	0	1	3	0	0	.300
MINOR LEAGUE TOTALS		0	1	6.75	2	0	0	0	0	2.2	3	2	2	1	0	1	3	0	0	.300

ALONZO TREDWELL - RIGHT-HANDED PITCHER

Height: 6-8 **Weight:** 245 **Bats:** L **Throws:** R
Born: May 8, 2002 - Marblehead, MA **Hometown:** Santa Ana, CA
School: UCLA **Recommended/Signed By:** Tim Costic
How Obtained: Selected in the second round of the 2023 First-Year MLB Player Draft.

Year	Team	W	L	ERA	G	GS	CG	SHO	SV	IP	H	R	ER	HR	HB	BB	SO	WP	BK	AVG
2024 will be his first professional season.																				

DEREK TRUE - RIGHT-HANDED PITCHER

Height: 6-2 **Weight:** 218 **Bats:** R **Throws:** R
Born: April 25, 2001 - Santa Barbara, CA **Hometown:** Santa Barbara, CA
School: Cal Poly **Recommended/Signed By:** Tim Costic
How Obtained: Selected in the 18th round of the 2023 First-Year MLB Player Draft.

Year	Team	W	L	ERA	G	GS	CG	SHO	SV	IP	H	R	ER	HR	HB	BB	SO	WP	BK	AVG
2023	FCL Astros (R)	0	0	16.20	2	1	0	0	0	1.2	2	3	3	0	0	2	3	1	0	.333
MINOR LEAGUE TOTALS		0	0	16.20	2	1	0	0	0	1.2	2	3	3	0	0	2	3	1	0	.333

KEDAUR TRUJILLO - CATCHER

Height: 5-11 **Weight:** 188 **Bats:** R **Throws:** R
Born: March 2, 2004 - Maracay, VZ **Hometown:** Maracay, VZ
Recommended/Signed By: Alfredo Ulloa/Jose Torres
How Obtained: Signed by the Astros as a non-drafted free agent on May 9, 2022.

Year	Team	AVG	G	AB	R	H	2B	3B	HR	RBI	BB	SO	SB	CS	OBP	SLG	SF	SH	HB	E
2023	DSL Astros Blue (R)	.252	39	131	26	33	5	0	8	26	20	36	6	2	.359	.473	0	0	2	5
MINOR LEAGUE TOTALS		.291	61	189	37	55	12	1	10	37	28	44	11	4	.385	.524	2	0	2	9

MIGUEL ULLOLA - RIGHT-HANDED PITCHER

Height: 6-1 **Weight:** 210 **Bats:** R **Throws:** R
Born: June 19, 2002 - Puerto Plata, DR **Hometown:** Puerto Plata, DR
Recommended/Signed By: Alfredo Ulloa/Hassan Wessin
How Obtained: Signed by the Astros as a non-drafted free agent on Jan. 15, 2021.

Year	Team	W	L	ERA	G	GS	CG	SHO	SV	IP	H	R	ER	HR	HB	BB	SO	WP	BK	AVG
2023	Asheville (A)	3	9	5.86	25	13	0	0	0	90.2	87	67	59	12	4	63	116	9	2	.251
MINOR LEAGUE TOTALS		6	12	4.62	57	29	0	0	2	187.0	138	109	96	16	13	139	274	28	2	.204

MANUEL URIAS - RIGHT-HANDED PITCHER

Height: 6-6 **Weight:** 243 **Bats:** R **Throws:** R
Born: March 8, 2001 - Ahome, MX **Hometown:** Ahome, MX
Recommended/Signed By: Oneri Fleita/Charlie Gastelum (PHI).
How Obtained: Selected in the minor league phase of the 2022 Rule 5 Draft.

Year	Team	W	L	ERA	G	GS	CG	SHO	SV	IP	H	R	ER	HR	HB	BB	SO	WP	BK	AVG
2023	Fayetteville (A)	4	1	4.15	24	5	0	0	2	56.1	44	28	26	7	3	18	70	8	2	.210
MINOR LEAGUE TOTALS		12	11	2.56	77	50	0	0	2	274.2	221	93	78	13	13	53	277	19	2	.216

ESMIL VALENCIA - OUTFIELDER

Height: 5-10 **Weight:** 182 **Bats:** R **Throws:** R
Born: Oct. 9, 2005 - Nizao, DR **Hometown:** Nizao, DR
Recommended/Signed By: Raymon Sanchez/Alfredo Ulloa/Hassan Wessin
How Obtained: Signed by the Astros as a non-drafted free agent on Jan. 15, 2023.

Year	Team	AVG	G	AB	R	H	2B	3B	HR	RBI	BB	SO	SB	CS	OBP	SLG	SF	SH	HB	E
2023	DSL Astros Orange (R)	.262	46	183	35	48	9	4	2	24	19	31	11	5	.346	.388	3	0	6	3
MINOR LEAGUE TOTALS		.262	46	183	35	48	9	4	2	24	19	31	11	5	.346	.388	3	0	6	3

LOGAN VANWEY - RIGHT-HANDED PITCHER

Height: 6-2 **Weight:** 212 **Bats:** R **Throws:** R
Born: Feb. 14, 1999 - Joplin, MO **Hometown:** Joplin, MO
School: Missouri Southern State **Recommended/Signed By:** Jim Stevenson

How Obtained: Signed by the Astros as a non-drafted on July 26, 2022.

Year	Team	W	L	ERA	G	GS	CG	SHO	SV	IP	H	R	ER	HR	HB	BB	SO	WP	BK	AVG
2023	Asheville (A)	0	0	3.71	15	0	0	0	1	17.0	19	7	7	1	0	10	20	2	0	.279
	Corpus Christi (AA)	2	1	3.00	23	0	0	0	2	30.0	21	13	10	5	3	17	42	0	0	.193
	Sugar Land (AAA)	0	0	20.25	2	0	0	0	0	1.1	2	3	3	0	1	3	1	2	0	.500
MINOR LEAGUE TOTALS		3	1	3.20	44	2	0	0	3	56.1	43	23	20	6	4	33	79	4	0	.209

JOSE VARELA - RIGHT-HANDED PITCHER

Height: 6-1 **Weight:** 183 **Bats:** R **Throws:** R
Born: Oct. 29, 2004 - Wichita, TX **Hometown:** Wichita, TX

Recommended/Signed By: Miguel Pintor

How Obtained: Signed by the Astros as a non-drafted on July 11, 2022.

Year	Team	W	L	ERA	G	GS	CG	SHO	SV	IP	H	R	ER	HR	HB	BB	SO	WP	BK	AVG
2023	DSL Astros Orange (R)	5	1	2.49	13	5	0	0	1	47.0	27	16	13	2	3	24	71	3	1	.166
MINOR LEAGUE TOTALS		5	1	2.49	13	5	0	0	1	47.0	27	16	13	2	3	24	71	3	1	.166

YOSWELD VASQUEZ - CATCHER

Height: 5-9 **Weight:** 176 **Bats:** R **Throws:** R
Born: April 17, 2023 - Maracay, VZ **Hometown:** Maracay, VZ

Recommended/Signed By: Jose Palacios/Enrique Brito

How Obtained: Signed by the Astros as a non-drafted free agent on April 17, 2023.

Year	Team	AVG	G	AB	R	H	2B	3B	HR	RBI	BB	SO	SB	CS	OBP	SLG	SF	SH	HB	E
2023	DSL Astros Orange (R)	.188	23	69	11	13	3	0	2	10	4	9	2	0	.269	.319	1	0	4	4
MINOR LEAGUE TOTALS		.188	23	69	11	13	3	0	2	10	4	9	2	0	.269	.319	1	0	4	4

LUIS VICTORINO - RIGHT-HANDED PITCHER

Height: 6-0 **Weight:** 204 **Bats:** R **Throws:** R
Born: Aug. 18, 2002 - San Cristobal, DR **Hometown:** San Cristobal, DR

Recommended/Signed By: Alfredo Ulloa/Jose Lima

How Obtained: Signed by the Astros as a non-drafted free agent on April 21, 2022.

Year	Team	W	L	ERA	G	GS	CG	SHO	SV	IP	H	R	ER	HR	HB	BB	SO	WP	BK	AVG
2023	FCL Astros (R)	3	0	4.26	12	0	0	0	3	19.0	14	10	9	0	1	20	18	3	1	.209
MINOR LEAGUE TOTALS		5	3	3.38	24	6	0	0	4	53.1	41	26	20	2	4	34	56	5	1	.220

DIONEL VILLALOBOS - RIGHT-HANDED PITCHER

Height: 6-2 **Weight:** 205 **Bats:** R **Throws:** R
Born: Sept. 27, 2005 - Maracaibo, VZ **Hometown:** Maracaibo, VZ

Recommended/Signed By: Jose Palacios/Daniel Acuna

How Obtained: Signed by the Astros as a non-drafted free agent on July 2, 2023.

Year	Team	W	L	ERA	G	GS	CG	SHO	SV	IP	H	R	ER	HR	HB	BB	SO	WP	BK	AVG
2024 will be his first professional season.																				

JANCEL VILLARROEL - CATCHER

Height: 5-8 **Weight:** 176 **Bats:** R **Throws:** R
Born: Jan. 17, 2005 - Porlamar, VZ **Hometown:** Porlamar, VZ

Recommended/Signed By: Jose Palacios/Daniel Gamboa

How Obtained: Signed by the Astros as a non-drafted free agent on June 3, 2022.

Year	Team	AVG	G	AB	R	H	2B	3B	HR	RBI	BB	SO	SB	CS	OBP	SLG	SF	SH	HB	E
2023	DSL Astros Orange (R)	.313	47	163	46	51	14	0	5	29	28	32	6	4	.435	.491	1	0	8	7
MINOR LEAGUE TOTALS		.321	57	184	56	59	15	1	6	32	37	37	8	6	.452	.511	1	1	8	7

WILL WAGNER - INFILDER

See non-roster bio

DEREK WEST - RIGHT-HANDED PITCHER

Height: 6-6 **Weight:** 288 **Bats:** R **Throws:** R
Born: Dec. 2, 1996 - Orange City, FL **Hometown:** Deltona, FL
School: University of Pittsburgh **Recommended/Signed By:** Scott Oberhelman

How Obtained: Selected by the Astros in the 14th round of the 2019 First-Year MLB Player Draft.

Year	Team	W	L	ERA	G	GS	CG	SHO	SV	IP	H	R	ER	HR	HB	BB	SO	WP	BK	AVG
2023	Corpus Christi (AA)	1	0	5.54	10	0	0	0	0	13.0	11	8	8	1	0	9	14	2	0	.239
MINOR LEAGUE TOTALS		7	3	5.40	70	3	0	0	7	106.2	96	71	64	9	5	73	122	20	2	.245

TYLER WHITAKER - OUTFIELDER

Height: 6-3 **Weight:** 207 **Bats:** R **Throws:** R
Born: Aug. 2, 2002 - Las Vegas, NV **Hometown:** Las Vegas, NV
School: Bishop Gorman High School (NV) **Recommended/Signed By:** Ryan Leake
How Obtained: Selected by the Astros in the third round of 2021 First-Year MLB Player Draft.

Year	Team	AVG	G	AB	R	H	2B	3B	HR	RBI	BB	SO	SB	CS	OBP	SLG	SF	SH	HB	E
2023	FCL Astros (R)	.333	3	12	2	4	0	0	1	1	1	5	0	0	.429	.583	0	0	1	1
	Fayetteville (A)	2.36	57	199	30	47	6	1	3	24	38	71	14	4	.378	.322	3	0	9	3
	Asheville (A)	.203	17	64	10	13	4	0	3	4	8	22	2	1	.301	.406	0	0	1	4
MINOR LEAGUE TOTALS		.204	228	839	106	171	31	5	21	89	97	318	40	10	.299	.328	8	0	21	20

SHAY WHITCOMB - INFIELDER

See non-roster bio.

JERON WILLIAMS - INFIELDER

Height: 6-1 **Weight:** 195 **Bats:** R **Throws:** R
Born: Sept. 29, 2000 - Archbold, OH **Hometown:** Archbold, OH
School: Toledo **Recommended/Signed By:** Scott Oberhelman
How Obtained: Selected by the Astros in the ninth round 2023 First-Year MLB Player Draft.

Year	Team	AVG	G	AB	R	H	2B	3B	HR	RBI	BB	SO	SB	CS	OBP	SLG	SF	SH	HB	E
2023	FCL Astros (R)	.250	2	4	0	1	0	0	0	0	0	0	0	0	.250	.250	0	0	0	0
	Fayetteville (A)	.211	18	57	9	12	0	0	0	3	13	13	9	0	.375	.211	0	0	2	1
MINOR LEAGUE TOTALS		.213	20	61	9	13	0	0	0	3	13	13	9	0	.368	.213	0	0	2	1

JUSTIN WILLIAMS - INFIELDER

Height: 6-1 **Weight:** 196 **Bats:** R **Throws:** R
Born: June 26, 2000 - Harrisburg, PA **Hometown:** Mechanicsburg, PA
School: Penn State University **Recommended/Signed By:** Scott Oberhelman
How Obtained: Selected by the Astros in the 17th round 2021 First-Year MLB Player Draft.

Year	Team	AVG	G	AB	R	H	2B	3B	HR	RBI	BB	SO	SB	CS	OBP	SLG	SF	SH	HB	E
2023	Fayetteville (A)	.348	6	23	5	8	2	2	0	3	5	4	0	0	.464	.609	0	0	0	1
	Asheville (A)	/.152	73	223	23	34	11	1	2	26	17	97	1	1	.213	.238	3	0	1	1
MINOR LEAGUE TOTALS		.213	36	127	18	27	0	0	5	16	15	51	4	4	.310	.386	0	0	3	14

RYAN WROBLESKI - CATCHER

Height: 6-0 **Weight:** 215 **Bats:** R **Throws:** R
Born: Feb. 2, 2000 - Naperville, IL **Hometown:** Naperville, IL
School: Dallas Baptist **Recommended/Signed By:** Jim Stevenson
How Obtained: Selected by the Astros in the 20th round of the 2022 First-Year MLB Player Draft.

Year	Team	AVG	G	AB	R	H	2B	3B	HR	RBI	BB	SO	SB	CS	OBP	SLG	SF	SH	HB	E
2023	Fayetteville (A)	.214	5	14	1	3	1	0	1	3	2	4	0	0	.389	.500	1	0	3	0
	Asheville (A)	.241	82	315	32	76	18	1	7	56	14	86	15	4	.289	.371	2	0	8	11
	Sugar Land (AAA)	.500	1	2	1	1	0	0	0	0	1	1	0	0	.667	.500	0	0	0	0
MINOR LEAGUE TOTALS		.230	106	391	37	90	23	1	8	61	23	113	15	4	.293	.355	3	0	13	13

2023 SEASON IN REVIEW



HOUSTON★ASTROS
RELENTLESS

2023 CLUB NOTES

IN THE STANDINGS: At 90-72, the Astros finished the regular season as the AL West Division champions, edging out the Rangers, who also finished 90-72...by virtue of their division title, the Astros entered the postseason as the No. 2 seed in the AL.

AL POSTSEASON SEEDING AL WEST STANDINGS

1. BAL*	101-61	HOU*	90-72	-
2. HOU*	90-72	TEX	90-72	-
3. MIN*	87-75	SEA	88-74	2.0
4. TB	99-63	LAA	73-89	17.0
5. TEX	90-72	OAK	50-112	40.0
6. TOR	89-73	* - division champs		

IN THE POSTSEASON: The Astros made their 17th appearance in the postseason in club history in what was the 62nd year of the franchise that began in 1962...this season marked the Astros 12th division title and their sixth AL West title...they've also won the NL West (1980, 1986) and NL Central (1997-99, 2001).

SEVEN STRAIGHT: The Astros made the playoffs for the seventh straight year (2017-23), which extended their club record, and for the eighth time in the last nine years (since 2015)...only the Dodgers have also played in the last seven postseasons.

POSTSEASON VETS: Since 2017, the Astros have played more postseason games (97) and have earned more postseason wins (59) than any other club...the Astros are 59-38 in that span for a .608 winning pct. in the postseason.

HALL OF FAME MANAGER: Astros manager **Dusty Baker** announced his retirement from managing on Oct. 26, which put an end to an incredible 26-year managing career, including four wildly successful years with the Astros...Baker finished his career ranking seventh all-time in managerial wins with 2,183...he began the season ranking ninth on that all-time list, surpassing **Joe McCarthy** (8th, 2,125) and **Bucky Harris** (7th, 2,158) in 2023...in four seasons (2020-23) under Baker, the Astros went 320-226 (.586) in regular season play.

AT THE HELM: Astros Manager **Dusty Baker** finished his career ranking fourth all-time in postseason managerial wins with 57, including a 34-19 record in the postseason with the Astros...this year marked Baker's sixth trip to the LCS as a manager, having taken the Giants and Cubs to the NLCS in 2002 and 2003 and the Astros to the ALCS from 2020-23.

ALL-TIME MANAGER WINS LIST (POSTSEASON)

1. Joe Torre 84-58	3. Bobby Cox 67-69
2. Tony La Russa 71-61	4. Dusty Baker 57-51

BBWAA AWARDS: The Houston Chapter of the Baseball Writers Association of America announced the 2023 Astros award winners as below:

- Astros MVP - **RF Kyle Tucker**
- Astros Pitcher of the Year - **LHP Framber Valdez**
- Astros Rookie of the Year - **C Yainer Diaz**
- Darryl Kile Good Guy of the Year - **2B Jose Altuve**
- Fred Hartman Award - **Dusty Baker**

ROAD WARRIORS: Including a 5-0 record this postseason, the Astros went 56-30 (.651) on the road this season, which ranked as the best road record in the Majors...additionally, the Astros finished the season 19-3 in their last 22 road games...among AL teams in road games in the regular season, the Astros led the AL in runs per game (5.70), HR (130), batting average (.268), OBP (.337), SLG (.460) and OPS (.798).

ABOUT THE POSTSEASON ROSTER: The Astros rostered 27 different players throughout the postseason...on the roster were veterans **2B Jose Altuve** (103 games) and **3B Alex Bregman** (97 games), who have played the most postseason games among all active players...five players on the roster had no postseason playing experience prior to this season: **RHP Ronel Blanco**, **C Yainer Diaz**, **RHP J.P. France**, **IF Grae Kessinger** and **1B Jon Singleton**...Blanco was the only to not appear in a postseason game this season...**RHP Kendall Graveman**, who finished the season on the active roster, was not on a postseason roster due to right shoulder discomfort.

COMING UP BIG: **2B Jose Altuve**, who played in his 100th career postseason game in 2023, ranks second in postseason history in homers (27), second in runs (89), tied for third in hits (117), tied for third in extra-base hits (48), seventh in games (103) and seventh in RBI (55)...all-time postseason rankings below:

HOMERS (ALL-TIME)

1. Manny Ramirez 29
2. **Jose Altuve 27**
3. Bernie Williams 22

RUNS (ALL-TIME)

1. Derek Jeter 111
2. **Jose Altuve 89**
3. Bernie Williams 83

AIR YORDAN: **LF Yordan Alvarez** hit .465 (20x43) with two doubles, one triple, six homers, 15 RBI, 12 runs and a 1.487 OPS in 11 games this postseason...a few notes on his postseason:

- Alvarez finished his postseason by recording multi-hit games in six straight contests...this marks the longest streak in a single postseason in MLB history.
- Alvarez now has 12 career postseason homers, the most by a Cuban-born player in Major League history.
- he had two multi-homer games this postseason, becoming the first player in Astros history and sixth player in Major League history with two multi-homer games in a single postseason.
- his six homers tied as the third-highest total for a single postseason in club history, last reached by **SS Carlos Correa** in 2020...his 15 RBI also tied as the second-highest total for a single postseason in club history, last reached by **RF Kyle Tucker** in 2021.
- the Astros are now 19-4 in postseason games when he records an RBI...he had an RBI in eight of his 11 games this postseason.

THE HOT CORNER: **3B Alex Bregman** has played seven full seasons in the Majors (2017-23) and has advanced to at least the ALCS in every full year, winning two championships...he now has 19 career postseason homers and 54 career postseason RBI, both MLB records for a third baseman.

2023 CLUB NOTES

RUN PRODUCER: **1B José Abreu** hit .295 (13x44) with four homers and 13 RBI in 11 games this postseason...his 13th postseason RBI ranked second on the club, trailing only **LF Yordan Alvarez** (15)...Abreu finished his year on an RBI tear, collecting 41 RBI in his last 37 games since Sept. 1...he also finished his regular season leading the AL in RBI after Sept. 1.

MOONSHOTS: **1B José Abreu** hit three of his four longest home runs in 2023 this postseason, including a 442' shot in Game 3 of the ALDS at MIN...according to MLB's **Sarah Lange**, Abreu is the first player with three 430+ ft homers in a single postseason in the Statcast era (since 2015).

OCTOBER VETERAN: **RHP Justin Verlander** has gone 17-12 with a 3.58 ERA (90ER/226IP) in 38 career postseason games (37 starts)...he is MLB's all-time leader in postseason strikeouts (244) and ranks second in wins (17) trailing only **LHP Andy Pettitte** (19)...Verlander is also the franchise record-holder in postseason wins (10), starts (21) and strikeouts (132).

THE FRANCHISE: **LHP Framber Valdez** has gone 7-5 with a 4.24 ERA in 16 career postseason outings (15 starts)...Valdez's seven postseason wins rank second in club history, trailing **RHP Justin Verlander** (10)...his seven career postseason wins are also the most by a Dominican-born pitcher in postseason history, one more than the Hall of Famer **RHP Pedro Martinez** (6-4).

THE UNTOUCHABLE: **RHP Cristian Javier** has been incredible in the postseason in his career, going 6-2 with a 2.68 ERA (13ER/43.2IP) in 17 games, including five starts...he's allowed just a .146 (22x151) opponent batting average in the postseason, which is the lowest opponent batting average in MLB history (min. 150 AB).

THE KING: **RHP Ryan Pressly** went 1-0 with three saves and tossed 6.0 scoreless innings across five appearances this postseason...he's now 14-for-14 in career postseason save opportunities, giving him the most postseason saves in Astros club history, and giving him the fifth-most saves in MLB postseason history...Pressly also did not allow an earned run in 11.0 innings last postseason, and has not allowed an earned run in each of his last 20 postseason appearances (22.2IP)...he's allowed just one unearned run in that span.

TOSSING ZEROES IN THE POSTSEASON: **RHP Bryan Abreu** and **RHP Cristian Javier** entered this postseason with active lengthy scoreless innings streaks, which now rank as the longest and third-longest in Astros postseason history...additionally, **RHP Phil Maton** worked six scoreless appearances this postseason and now has an active 13.0-inning scoreless streak.

LONGEST SCORELESS IP STREAKS IN POSTSEASON (ASTROS)

1. **Cristian Javier:** 20.1 IP (2022-23)
2. **Joe Niekro:** 18.0 IP (1980-81)
3. **Bryan Abreu:** 17.1 IP (2022-23)
4. **Brad Lidge:** 16.2 IP (2004-05)

BACK IN THE ALCS: The Astros played in their unprecedented seventh straight American League Championship Series (2017-23) and their 11th in franchise history...they are just the second team in MLB history to advance to seven straight LCS (since 1969), joining the 1991-99 Atlanta Braves (excluding 1994 when the LCS was not played), who did so in eight straight completed seasons...**2B Jose Altuve**, **3B Alex Bregman**, **RHP Lance McCullers Jr.**, and **RHP Justin Verlander** are the only four players who have been with the Astros for all seven.

LAST SEVEN ALCS MATCHUPS

2017 HOU vs. NYY (HOU in 7) **2021** HOU vs. BOS (HOU in 6)
2018 HOU vs. BOS (BOS in 5) **2022** HOU vs. NYY (HOU in 4)
2019 HOU vs. NYY (HOU in 6) **2023** HOU vs. TEX (TEX in 7)
2020 HOU vs. TB (TB in 7)

THE LONE STAR ALCS: This year's ALCS represented the first postseason matchup between the two franchises from the great state of Texas...in fact, this season was just the fourth time in MLB history for these two teams to make the postseason in the same year (also, 1998-99, 2015)...an LCS between two intra-state rivals had never happened before, but it had happened in the World Series, last occurring in 2002, when **Dusty Baker** managed San Francisco against Anaheim in a seven-game series won by the Angels.

THE ALCS SKIPPERS: Astros manager **Dusty Baker** and Rangers manager **Bruce Bochy** have a long history, with the two facing off against each other as managers in 204 total regular season games...per Elias, Baker owns the advantage, posting a 119-85 record against Bochy's squads...this series marked the second postseason meeting between these two legendary managers, which also occurred in the 2012 NLDS between the Reds (Baker) and Giants (Bochy), won by the Giants in five games.

ROAD FIELD ADVANTAGE: The road team won all seven games of the 2023 American League Championship Series...this marked just the second best-of-seven series all-time to have the road team win all seven games...of course the only other time was in the 2019 World Series between the Astros and Nationals, with the road team also winning all seven games that series.

HOME AWAY FROM HOME: The Astros went 9-1 in their 10 games at Globe Life Field this season and finished their season by winning eight straight at the venue...the offense was the story, with the club combining to hit .312 with 28 homers and a .986 OPS, while averaging 8.6 runs per game (86 runs)...leading the charge was **2B Jose Altuve**, who hit .348 with nine homers in his 10 games in Arlington in 2023.

GAME 7 HISTORY: The Astros played in their sixth Game 7 in franchise history in the ALCS and are now 2-4 in those games...their wins both came in 2017, as they dispatched the Yankees in the ALCS and the Dodgers in the World Series...the losses are unfortunately just as memorable, in the 2004 NLCS to the Cardinals, the 2019 World Series to the Nationals, the 2020 ALCS to the Rays, and this series' Game 7.

2023 CLUB NOTES

ALCS RECAP: The Astros and Rangers played a historic, thrilling seven-game series that featured the road team winning all seven contests...the series was ultimately won by the Rangers in Games 6 and 7, as they posted seven-run victories in both contests...the Astros had their moments, including three huge wins in Arlington, in Games 3-5...**DH Yordan Alvarez** (.481, 13x27, 2 HR, 9 RBI), **2B Jose Altuve** (.313, 10x32, 3 HR) and **3B Alex Bregman** (1.067 OPS, 3 HR, 5 RBI) all had strong series for Houston...Altuve had the biggest hit of the series for the Astros, a go-ahead, three-run homer in the 9th inning of Game 5.

ALTUVE'S HISTORIC BLAST: The go-ahead homer by **2B Jose Altuve** in Game 5 of the ALCS marked his 10th career go-ahead homer in the postseason, passing **1B Albert Pujols** for the most in MLB history (per ESPN)...including his Game 5 blast, three of Altuve's postseason homers came in the 9th inning or later, the most in MLB history...that others came in Game 2 of the 2017 World Series, and Game 6 of the 2019 ALCS.

GO-AHEAD HOMERS: According to OptaSTATS, the Astros now have multiple go-ahead postseason homers in the 9th inning or later while trailing by multiple runs in their history...this includes the homer by **2B Jose Altuve** in Game 5 and the unforgettable homer by **LF Yordan Alvarez** in Game 1 of the 2022 ALDS vs. SEA...all other franchises have combined for one such homer in the playoffs, coming from the Cardinals **Albert Pujols**, who hit his against the Astros in Game 5 of the 2005 NLCS in Houston.

GAME 4!: The Astros evened up the ALCS with a 10-3 victory over the Rangers in Arlington in Game 4...it was a team effort on the offensive side, with the Astros setting a club record by collecting eight hits with RISP...**2B Jose Altuve** (3x4) had a huge night, as he doubled twice and scored three runs...he was backed by **DH Yordan Alvarez** (2x4, 3RBI) and **1B Jose Abreu** (1x3, HR, 3RBI), who both drove in three.

ABOUT THE ALDS: The Astros downed the Twins in the ALDS in four games, which included two road wins...it was team effort, with the pitching staff (3.25 ERA) and the offense (10 HR, .818 OPS) both performing at high levels...if an ALDS MVP was awarded it would have gone to **1B José Abreu**, who was the difference maker in Games 3 and 4 as he combined to hit three homers and record seven RBI in those two games alone.

DIVISION SERIES HISTORY: This year marked the Astros 15th appearance in the Division Series, with the Astros now winning nine of their 15 appearances in the DS...dating back to 2004, the Astros have won nine of their last 10 Division Series and have won seven straight against seven different opponents: Boston (2017), Cleveland (2018), Tampa Bay (2019), Oakland (2020), Chicago (2021), Seattle (2022) and Minnesota (2023).

SILVER SLUGGER FINALISTS: The Astros were named a finalist for the first Silver Slugger Team Award, an award that honors the season's best offensive teams in each league...the Silver Slugger Team Award winners will be revealed on MLB Network's Silver Slugger Award Show in November.

YOR KIDDING ME!: **DH Yordan Alvarez** hit .438 (7x16) with two doubles, four homers and six RBI in four games in the ALDS...Alvarez has been a great in his career in the Division Series, in which he's hitting .328 (20x61) with seven doubles, seven homers, 17 RBI and a 1.209 OPS in 16 games...his career OPS ranks second in ALDS history (min. 50 PA), trailing only **Edgar Martinez** (1.262) by mere percentage points.

PARTY STARTER: **2B Jose Altuve** got the Astros postseason started in Game 1 of the ALDS by becoming the first player in Major League history to homer on the first pitch their team faced in a postseason...it marked his 24th career postseason homer, but shockingly, his first career postseason leadoff homer...he is now the third player in franchise history to hit a leadoff homer in the postseason, joining **Craig Biggio** (2004 NLCS, Game 7) and **George Springer** (2020 ALCS, Game 5).

GOLD GLOVE FINALISTS: **3B Alex Bregman**, **UT/2B Mauricio Dubón** and **RF Kyle Tucker** were each named finalists for the 2023 Rawlings Gold Glove Awards at their respective positions...the winners will be announced at 5:30 p.m. CT. on Sunday, Nov. 5 on ESPN.

OFFENSIVE RANKINGS: The Astros ranked second in the AL in hits (1441), third in OBP (.331), third in runs (827), third in batting average (.259), third in SLG (.437) and fourth in extra-base hits (524)...the club also struck out the second-fewest times in the AL (1241), trailing only the Guardians (1142).

TIDES TURNED: The Astros offense went on another level after July 26, which coincides with the return of **2B Jose Altuve** and **LF Yordan Alvarez** off IL stints...after that date, the Astros offense led the AL in nearly all offensive categories, including runs per game (5.77), batting average (.276), OBP (.352), SLG (.479) and OPS (.830)...prior to their returns and through July 25, the Astros ranked sixth in the AL in runs per game (4.70) and seventh in OBP (.318), SLG (.411) and OPS (.729).

SPREADING THE WEALTH: For just the third time in club history, the Astros had 11 players on their roster with 10-plus homers on the season (also, 2015, 2017)...they were one of three teams to do so in 2023, joining the Twins (12) and Reds (11).

BACK-TO-BACK JACKS: The Astros led the Majors with 18 back-to-back home run instances, immediately ahead of Atlanta (17)...their 18 back-to-back home runs tied with the 1996 Seattle Mariners for the most in a single season in Major League history...the Astros previous franchise record for back-to-back home runs in a single season was 14, set in 2019.

LEVELING LEFTIES: The Astros offense led the AL in hits (436), HR (68), SLG (.470) and OPS (.809) vs. LHP...the club finished 29-21 in games vs. left-handed starters...individually, **OF Chas McCormick** (.325) and **SS Jeremy Peña** (.325) ranked third and fourth in the AL in batting average vs. LHP.

2023 CLUB NOTES

AWARD SEASON: The Astros had several players take home weekly and monthly awards this season...the AL Player of the Week Awards went to **OF Chas McCormick** (July 14-16), **LHP Framber Valdez** (July 31-Aug. 6), **2B Jose Altuve** (Aug. 7-13 and Sept. 4-10) and **RHP Justin Verlander** (Sept. 25-Oct. 1)...the Astros had one monthly winner, **LF Yordan Alvarez**, who was named the AL Player of the Month for September.

ALL-STARS GAME: The Astros had three players selected to the All-Star Game in Seattle in **OF Yordan Alvarez**, **LHP Framber Valdez** and **OF Kyle Tucker**...as defending World Series champions, **Dusty Baker** managed the AL along with his entire coaching staff...Tucker was the only Astro to appear in the AL's 3-2 loss to the NL, entering in RF in the 6th inning and going 0x1 with a walk...the Astros 30 All-Star selections since 2017 are the most of any AL club in that span...all three players selected this year are now two-time All-Stars and have made the Midsummer Classic in consecutive seasons.

SILVER BOOT SECURED: Winning the Silver Boot (the season series with the Rangers) proved to be huge this season for the Astros, as it ended up as the tiebreaker to win the AL West...the Astros went 9-4 against the Rangers this year and have claimed the Silver Boot in each of the last seven years (2017-23), going 79-39 vs. the Rangers in the regular season in that time frame...the Astros finished off the season series with a three-game sweep in Arlington from Sept. 4-6, in which the Astros outscored the Rangers 39-10, while hitting .397 (50x126) with 16 homers...a few notes on that series:

- the Astros became the first team in MLB history to record 50 hits and hit 16 homers in a three-game series.
- the Astros became the first team in MLB history to score 12-plus runs and hit five-plus homers in three straight games.
- the Astros set three-game series franchise records in homers, SLG (.833) and OPS (1.299)...they eclipsed their previous three-game home run record of 12 by four home runs.
- their 16 homers in the series have only been topped once in baseball since the 2000 season, done by the Yankees, who hit 19 home runs against the Blue Jays in September of 2020.

SEVEN ROUND TRIPPERS: On May 28 at OAK, the Astros tied a franchise record by hitting seven home runs, also accomplished on Sept. 9, 2000 at CHC and on Sept. 9, 2019 vs. OAK...incredibly, in the 55-year history of the Oakland Coliseum, this marked the first seven-homer game by a team in stadium history.

A QUARTER CENTURY: The Astros tied a club record with 25 hits en route to a 17-4 win over the Tigers on Aug. 27 at DET...this marked the fifth time an Astros team has tallied that many hits in a game...**SS Jeremy Peña** had a banner day, tallying a career-high five hits with three RBI...he was one of nine Astros with multiple hits in the game, which has only happened once in franchise history, on May 13, 2009 at COL.

AIR YORDAN: **LF Yordan Alvarez** hit 31 homers, giving him 30-plus homer seasons in each of the last three years (2021-23)...he is one of four Astros to post at least three 30-homer seasons, also **Jeff Bagwell** (9x), **Lance Berkman** (5x) and **Glenn Davis** (3x).

ALTUVE'S MILESTONE SEASON: **2B Jose Altuve** had a milestone year, reaching all of the following numbers this season: 1,000 runs scored, 2,000 hits, 400 doubles, 200 homers and 700 RBI...he reached his 200th career homer (Aug. 5 at NYY) and his 2,000th career hit (Aug. 19 vs. BAL) within a two-week span in August...he recorded his 2,000th career hit in his 1,630th career game, and according to MLB Stats, Altuve became the fastest player in MLB history (in terms of games played) to reach at least 2,000 hits, 200 homers and 200 stolen bases for their career...the previous record holder was Hall of Famer **Willie Mays**, who did so in 1,669 games.

ALTUVE'S RETURN: **2B Jose Altuve** was hampered by a pair of lengthy IL stints in 2023...he opened his season in the IL after sustaining a fractured right thumb and was on the IL from Opening Day thru May 19...he returned to the IL from July 6-26 with left oblique discomfort...after his return in July, Altuve hit .335 (80x239) in 58 games with 51 runs, nine stolen bases, a .404 OBP and a .948 OPS.

CYCLING: On Aug. 28 at BOS, **2B Jose Altuve** became the first Astros player to hit for the cycle in 10 years...his hits were a double in the 3rd inning, a single in the 5th, a triple in the 6th and a homer in the 8th...prior to Altuve's cycle, **OF Brandon Barnes** had been the last Astro to hit for the cycle, done on July 19, 2013 vs. SEA...Altuve's cycle was the ninth in Astros history...it also marked the sixth time for a visiting player to hit for the cycle at Fenway Park, which opened in 1912.

JOSE! JOSE! JOSE! JOSE!: **2B Jose Altuve** hit five homers over a two-game span from Sept. 4-5 at TEX, including his first career regular season three-homer game on Sept. 5...below are just a few of his highlights from those games:

- Sept. 5 marked Altuve's second career three-homer game (also, Game 1 of the 2017 ALDS).
- Altuve homered in his final at-bat on Sept. 4, then homered in his first three at-bats on Sept. 5, making him the first player in franchise history to homer in four straight at-bats.
- per STATS, Altuve became the fourth player in MLB history to hit three homers in the first 3.0 innings of a game, most recently done by **Manny Machado** in 2016...notably, Altuve had hit three home runs prior to the Rangers 7-8-9 hitters having their first at-bats of the game.
- per **Sarah Langs**, Altuve became the first player in at least the expansion era (since 1961) to homer in four straight innings his team played (including across games).

HEAVY TRAFFIC: **LF Yordan Alvarez** had two lengthy on-base streaks this season, a 36-game run from March 30-May 16 and a 31-game streak from Aug. 20-Sept. 25...he is the only MLB player in the last five seasons (2019-23) to post two 30-plus game streaks within the same season.

2023 CLUB NOTES

BARTENDER, YAINER BOMBS! Rookie **C Yainer Diaz** smacked 23 homers on the season, including 14 of those homers hit while playing as a catcher...he matched the franchise record for homers by a rookie catcher, also reached by **C Mitch Meluskey**, who hit 14 homers as the Astros backstop in 2000.

Single-Season Homers by an Astros Rookie (any position)

1. Yordan Alvarez (2019): 27 T3. Carlos Correa (2015): 22
2. Yainer Diaz (2023): 23 T3. Jeremy Peña (2022): 22

FOLLOW THE LEADER: RF **Kyle Tucker** led the AL with a career-high 112 RBI, which bested his previous career high of 107, reached in 2022...his 112 RBI are the most by an Astro since **3B Alex Bregman** also had 112 in 2019...Tucker has joined **OF Lance Berkman** (128 RBI in '02) and **1B Jeff Bagwell** (116 RBI in '94) as the only players in franchise history to lead their league in RBI.

POWER + SPEED: RF **Kyle Tucker** finished his season with 29 homers and 30 steals...he was one of five players in MLB to reach 29-plus in both categories, joining **Ronald Acuña Jr.** (41HR/73SB), **Francisco Lindor** (31HR/31SB), **Julio Rodríguez** (32HR/37SB), **Bobby Witt Jr.** (30HR/49SB)...Tucker just missed becoming the second 30/30 player in club history, which would have joined him with **Jeff Bagwell** (1997, 1999).

SPICY JALA-PEÑA: SS **Jeremy Peña** recorded 22 multi-hit games in his last 59 contests (since July 26), posting a .313 (70x224) average and a .379 OBP in that time frame...over his last 59 games, he's raised his season average from .235 to .263.

DUBÓN'S CAREER YEAR: In what was his fifth Major League season and his second with the Astros, **2B Mauricio Dubón** had a career year, reaching career highs in every offensive category, while playing in a career-high 132 games...Dubón had big hits all season and filled in admirably for **2B Jose Altuve** during his two IL stints...it all began in April, when Dubón posted a 20-game hitting streak from April 2-26...his hit streak tied as the second-longest in the Majors this season and ranked as the longest in franchise history before May 1...it was also the longest streak by an Astro since **OF Hunter Pence** posted a 23-game hitting streak in 2011...Dubón hit .341 (29x85) during the streak with just seven strikeouts.

THE FRANCHISE: LHP **Framber Valdez** finished his season ranking third in the AL in innings (198), fifth in opponent average (.228), seventh in ERA (3.45) and seventh in WHIP (1.13)...he had a strong start, finishing the first half sporting the best ERA in the Majors (2.51), which made him the first Astros pitcher to enter the All-Star Break with the lowest ERA in the Majors since **RHP Roger Clemens** in 2005 (1.48 ERA).

THE 100 CLUB: Astros closer **RHP Ryan Pressly** posted 31 saves this season, which ranked tied for fourth in the AL...he picked up his 100th career save on July 21 at OAK, and his 100th as an Astro on July 25 vs. TEX...Pressly is now just the fourth player in club history to reach the 100-save plateau, joining him with **LHP Billy Wagner** (225), **RHP Dave Smith** (199) and **RHP Brad Lidge** (123).

ABOUT THE NO-HITTER: LHP **Framber Valdez** tossed the 15th regular season no-hitter in club history on Aug. 1 in the Astros 2-0 victory over the Guardians...Valdez was masterful, as he allowed just one base runner, a walk, which was erased on a double play, allowing him to face the minimum...the no-hitter was historical in many ways:

- the no-hitter was the Astros 15th regular season no-hitter and their 16th overall...shockingly, it was their first no-hitter ever tossed by a left-handed pitcher.
- Valdez needed only 93 pitches and per **Sarah Langs**, this ranks as the third-lowest total in a no-hitter since pitch counts started being tracked in 1988...the others were tossed by the Astros **RHP Daryl Kile** (83) on Sept. 8, 1993, and the Yankees **RHP David Cone** (88) on July 18, 1999.
- per STATS, the Astros have thrown five no-hitters in five years (2019-23), including the postseason...that's the most no-hitters by any team over a five-year span in MLB history.

JV'S RETURN: At the Aug. 1 trading deadline, the Astros reunited with **RHP Justin Verlander**, acquiring the three-time Cy Young winner and cash considerations from the Mets in exchange for minor league prospects **OF Drew Gilbert** and **OF Ryan Clifford**...Verlander returned to Houston for what was his seventh consecutive season in an Astros uniform...a few notes on Verlander:

- Verlander, 40, has now pitched for the Astros over parts of seven seasons (2017-23)...during his time with the Astros, he's gone 68-22 with a 2.36 ERA (189ER/720IP) with 888 strikeouts and a 0.86 WHIP in 113 starts.
- Verlander has earned numerous accolades while a member of the Astros, including two American League Cy Young Awards (2019, 2022), three All-Star Game selections, the 2017 ALCS MVP Award and two World Series Championships.
- Verlander signed a two-year contract with the Mets this offseason and went 6-5 with a 3.15 ERA (33ER/94.1IP) in 16 starts in New York...over his final seven starts with the Mets, Verlander went 4-1 with a 1.49 ERA (7ER/42.1P) and a .178 opponent average.

HALL OF FAME COMPANY: According to STATS, **RHP Justin Verlander** finished his 2023 regular season ranking tied for 12th all-time in Major League history in career strikeouts (3,342) along with **RHP Phil Niekro**...he also concluded his campaign ranking 41st all-time in wins.

K's in MLB History (#12-14) (#40-42)

11. Max Scherzer: 3367

T12. Phil Niekro: 3342

T12. Justin Verlander: 3342

Wins in MLB History

40. Ted Lyons: 260

41. Justin Verlander: 257

42. Andy Pettitte: 256

2023 CLUB NOTES

TOSSING ZEROES: RHP **Bryan Abreu** finished his regular season with a scoreless innings streak of 27.2 innings, which ranked as the longest active streak at season's end and the fourth-longest in the Majors this season...per **Elias**, his streak, which began on July 18 and covered 27 appearances, tied as the longest by an Astros reliever in a single season in club history.

SCORELESS IP STREAKS BY ASTROS RELIEVER (SINGLE SEASON):

T1. RHP Dave Smith	27.2 IP	April 6-June 18, 1987
T1. RHP Bryan Abreu	27.2 IP	July 18, 2023-end of season
3. RHP Ryne Stanek	27.1 IP	April 29-July 25, 2022
4. LHP Joe Sambito	26.2 IP	May 28-July 14, 1979

MOWING THEM DOWN: LHP **Bennett Sousa** retired 17 consecutive batters (5.2IP) to begin his Astros career, a streak that spanned parts of his first five appearances from Sept. 15-Oct. 1...this ranks as the second-longest streak by a pitcher to begin his Astros career in franchise history, trailing only fellow southpaw LHP **Tony Sipp**, who retired his first 21 consecutive batters as an Astro from May 2-22, 2014.

MINOR LEAGUE PLAYERS OF THE YEAR: The Astros named RHP **Spencer Arrighetti** and IF/OF **Joey Loperfido** as the 2023 Astros Minor League Pitcher and Player of the Year...the Astros also named RHP **Sandy Mejia** the Astros Complex Pitcher of the Year and IF **Waner Luciano** the Astros Complex Player of the Year...Arrighetti and Loperfido, who both finished their season at Triple A Sugar Land, check in ranking as the Astros No. 3 and No. 6 prospects in the Astros system, per MLB.com.

PROSPECT POWER: Astros prospect SS **Shay Whitcomb** finished his minor league season with 35 homers, which tied him with Twins prospect 3B **Yunior Severino** for the most in all of minor league baseball...Whitcomb, the Astros fifth-round pick in 2020, split his season between Double A Corpus Christi (12 HR) and Triple A Sugar Land, hitting 23 homers in 87 games at Triple A.

DOUBLE A AWARDS: Minor League Baseball named Astros prospect RHP **Rhett Kouba** the Double A Texas League Pitcher of the Year and a Postseason All-Star...Kouba went 7-5 with a 3.27 ERA (40ER/110IP) and 118 strikeouts in 21 games (23 starts) for the Hooks this season...in addition to Kouba, OF **Joey Loperfido** and RHP **Ryan Gusto** were also named All-Stars.

3 MILLION REACHED! The Astros completed their home schedule with a yearly attendance total of 3,052,347, marking just the fifth time in club history to surpass the 3-million fan mark (also, 2000, 2004, 2006-07)...the Astros finished with 23 sellouts in 2023, and have now finished with 23-plus sellouts at Minute Maid Park in four different seasons, also in and 2000 (27), 2004 (24) and 2006 (26).

BOWLING FOR A CAUSE: **Framber Valdez** and **Hector Neris** held a fan appreciation bowling fundraiser on July 27 to benefit four non-profit organizations in Houston (**The Tejano Center, Astros Youth Academy, Baker Ripley** and **Greater Houston Police Activities League**) and other charities in their home country of the Dominican Republic.

ANOTHER RING FOR THE STROS! The **Astros Nike RBI Softball Team** won another championship this year with a 2-0 victory over DC Elite in the Championship game at the Nike RBI World Series...this continued a run of dominance by the Astros RBI Softball team, which has now won their fourth championship in the last five full seasons (2018-19, 2021, 2023)...they were the second Astros RBI team to win a championship in their division this year, with the **Astros Nike RBI Senior Boys** also taking home a title.

PLAYER LED INITIATIVES: The Astros were busy in the community this season, including SS **Jeremy Peña** and RHP **Phil Maton**, who brought groups out to batting practice on a regular basis...Peña's Pals, who joined Jeremy for every Friday night home game, is a program developed by Peña in partnership with the Astros Foundation, that celebrates kids and their development in academics, character building and making healthy choices...meanwhile, Phil and Katelynn Maton hosted Maton Mondays, which was a new community initiative in 2023 in which the Matons hosted children battling illness and treated them to a shopping spree at the Astros Team Store.

CONGRATS PHILL: Television statistician **Phil Boudreaux**, a staple of Astros baseball for over 40 years, has been voted in as the 2023 inductee into the **Houston Baseball Media Wall of Honor**...the Astros will recognize Boudreaux at Minute Maid Park in a pregame ceremony during the 2024 season...each season, a current or former Houston media member is inducted into the Houston Baseball Media Wall of Honor for significant and lasting contributions to the landscape of Houston baseball through their work in journalism or broadcasting.

SPECIAL VISIT: As defending World Series Champions, the Astros visited the **White House** on Aug. 7...as part of the visit, Astros Owner and Chairman **Jim Crane** and Manager **Dusty Baker** presented President **Joe Biden** with an Astros jersey (#46)...the Astros previous White House visit was in March of 2018, following the 2017 World Series championship.

THIS YEAR'S CHARITY GAME: The annual **Astros Foundation Charity Game and Auction** was held on Aug. 12, with all proceeds benefiting the Astros Foundation and their partners: **B.I.G. Love Cancer Care, Candlelighters, The Sunshine Kids** and **Texas Children's**...a record-setting \$912,965 was raised for childhood cancer initiatives during the charity game and auction.

SPACE CITY HOME NETWORK LAUNCH: In late September, the Astros and Houston Rockets announced that they had acquired AT&T SportsNet Southwest from Warner Bros. Discovery...the network relaunched as Space City Home Network (SCHN)...the change will be a seamless transition for fans as they will be able to continue to access Rockets and Astros games on the same channels they currently utilize...the network will be owned by the Rockets and Astros going forward and will operate as a joint venture of the two organizations.

2023 ASTROS DAY-BY-DAY

Date	Game	Opponent	W-L/Score	Record	Pos.	GB	Astros	Opp. POR	Save POR	Attendance	Home Attendance (*denotes sellout)
3/30	1	CWS	L 2-3	0-1	T-4th	1.0	Presley (0-1)	Graveman (1-0)	López (1)	43,032* (1)	43,032
3/31	2	CWS	W 6-3	1-1	T-3rd	0.5	Martínez (1-0)	Graveman (1-1)	Montero (1)	41,453* (2)	84,465
4/1	3	CWS	W 6-4	2-1	4th	0.5	Stank (1-0)	Holly (0-1)	Neris (1)	37,519	122,004
4/2	4	CWS	L 3-6	2-2	3rd	1.5	García (0-1)	Cleavinger (1-0)	-	42,835* (3)	164,839
4/3	5	DET	L 6-7 (11)	2-3	3rd	1.5	Neris (0-1)	Wingenter (1-0)	Hill (1)	29,272	194,111
4/4	6	DET	L 3-6	2-4	3rd	2.0	Valdez (0-1)	Manning (1-0)	-	30,613	224,724
4/5	7	DET	W 8-2	3-4	3rd	1.5	Javier (1-0)	Rodríguez (0-2)	-	37,392	262,656
4/6	8	@MIN	L 2-3 (10)	3-5	3rd	2.0	Stank (1-1)	López (1-0)	-	38,465	-
4/7	9	@MIN	L 6-9	3-6	4th	2.5	Martínez (1-1)	Ryan (2-0)	Duran (2)	28,131	-
4/8	10	@MIN	W 5-1	4-6	T-3rd	1.5	Brown (1-0)	Muhle (1-1)	-	14,316	-
4/9	11	@PIT	W 8-2	5-6	3rd	1.5	Valdez (1-1)	Contreras (1-0)	-	10,222	-
4/11	12	@PIT	L 7-7	5-7	3rd	2.0	Presley (0-2)	Bednar (1-0)	-	9,996	-
4/12	13	@PIT	W 7-0	6-7	3rd	1.5	Urdy (1-0)	Hill (0-2)	-	10,094	-
4/14	14	TEX	L 2-6	6-8	T-3rd	2.5	García (0-2)	Pérez (2-1)	-	38,343	301,999
4/15	15	TEX	W 8-2	7-8	T-3rd	1.5	Brown (2-0)	Dagans (2-1)	-	39,257	341,246
4/16	16	TEX	L 1-9	7-9	4th	2.5	Valdez (1-2)	Burke (1-0)	-	38,122	380,378
4/17	17	TOR	W 9-2	8-9	T-3rd	2.5	Javier (2-1)	Gausman (1-2)	-	30,873	411,251
4/18	18	TOR	L 2-4	8-10	T-3rd	3.5	Urdy (1-1)	Bassitt (2-2)	Romano (7)	32,602	444,853
4/19	19	TOR	W 8-1	9-10	T-3rd	3.5	García (1-2)	Berrios (1-3)	-	40,545* (4)	484,398
4/21	20	@ATL	W 6-4	10-10	T-2nd	2.5	Neris (1-1)	Winter (1-3)	Presley (1)	41,387	-
4/22	21	@ATL	W 6-3	11-10	T-2nd	2.5	Valdez (2-2)	Wright (0-1)	Abreu (1)	42,399	-
4/23	22	@ATL	W 5-2	12-10	2nd	2.5	Neris (2-2)	Minter (1-2)	Abreu (2)	41,530	-
4/24	23	@TB	L 3-8	12-11	2nd	2.5	Urdy (1-2)	Bradly (3-0)	-	10,611	-
4/25	24	@TB	W 5-0	13-11	2nd	1.5	García (2-2)	Rasmussen (3-2)	-	9,916	-
4/26	25	@TB	W 1-0	14-11	2nd	0.5	Brown (3-0)	Faucher (0-1)	Presley (2)	14,168	-
4/28	26	PHI	L 1-3	14-12	2nd	1.0	Valdez (2-3)	Wols (2-2)	Alvarado (5)	40,716* (5)	525,117
4/29	27	PHI	W 2-1	15-13	2nd	1.5	Javier (2-2)	Wheeler (1-1)	-	41,243* (6)	566,357
4/30	28	PHI	L 4-3	15-13	2nd	2.0	Urdy (2-2)	Falter (0-3)	Presley (3)	41,669* (7)	608,028
5/1	29	SF	W 7-3	16-13	2nd	1.5	Stank (2-1)	Helle (1-1)	-	39,915	638,941
5/2	30	SF	L 0-2	16-14	2nd	2.5	Brown (3-1)	DeSclafani (3-1)	Doval (4)	37,011	670,642
5/3	31	SF	L 2-4	16-15	3rd	2.5	Valdez (2-4)	Webb (2-5)	Doval (5)	40,405* (8)	711,047
5/5	32	@SEA	W 6-4	17-15	3rd	1.5	Abreu (1-1)	Brash (3-3)	Presley (4)	32,944	-
5/6	33	@SEA	L 0-5	17-16	3rd	2.5	Montero (0-1)	Suarez (1-0)	-	40,328	-
5/7	34	@SEA	L 1-3	17-17	3rd	3.5	Bielak (0-1)	Miller (1-0)	Topa (1)	42,227	-
5/8	35	@LAA	L 3-5	17-18	T-3rd	4.5	Montero (0-2)	Moore (2-1)	Estévez (8)	26,084	-
5/9	36	@LAA	W 3-1	18-18	T-3rd	3.5	Valdez (3-4)	Ohtani (4-1)	Presley (5)	29,018	-
5/10	37	@LAA	W 5-4	19-18	3rd	3.5	Javier (3-1)	Canning (2-1)	Presley (6)	20,420	-
5/12	38	@CWS	W 5-1	20-18	3rd	3.0	France (1-1)	Kopech (1-4)	-	18,673	-
5/13	39	@CWS	L 1-3	20-19	T-3rd	4.0	Montero (0-3)	Kelly (1-1)	Graveman (2)	23,242	-
5/14	40	@CWS	W 4-3	21-19	2nd	4.0	Brown (4-1)	Giolino (2-3)	Presley (7)	18,347	-
5/15	41	CHC	W 6-4	22-19	2nd	3.0	Montero (1-3)	Fulmer (0-3)	Neris (2)	35,413	746,460
5/16	42	CHC	W 7-3	23-19	2nd	3.0	Javier (4-1)	Steele (6-1)	-	34,280	780,740
5/17	43	CHC	W 7-6	24-19	2nd	2.0	Abreu (2-0)	Hughes (0-2)	-	35,749	816,489
5/18	44	OKA	W 5-1	25-19	2nd	2.0	Bielak (1-1)	Waldichuk (1-3)	-	34,931	851,420
5/19	45	OKA	W 3-2	26-19	2nd	2.0	Neris (3-2)	Lovelsky (0-2)	Presley (8)	35,415	885,895
5/21	46	OKA	W 2-0	27-19	2nd	2.0	VALDEZ (4-4)	Kaprielian (0-4)	-	38,820	928,715
5/22	47	@MIL	W 12-2	28-19	2nd	1.0	Javier (5-1)	Burnes (4-4)	-	22,583	-
5/23	48	@MIL	L 0-6	28-20	2nd	2.0	France (1-2)	Rea (1-3)	-	23,062	-
5/24	49	@MIL	L 0-4	28-21	2nd	3.0	Bielak (1-2)	Houser (1-0)	-	28,282	-
5/26	50	@OKA	W 5-2	29-21	2nd	3.0	Brown (5-1)	Kaprielian (0-5)	Presley (9)	13,345	-
5/27	51	@OKA	W 6-3	30-21	2nd	3.0	Valdez (4-2)	Pruitt (1-2)	Presley (10)	9,293	-
5/28	52	@OKA	W 10-1	31-21	2nd	2.0	Javier (6-1)	Medina (0-4)	-	8,809	-
5/29	53	MIN	L 2-7 (10)	31-22	2nd	3.0	Abreu (2-1)	Duran (1-1)	-	40,744* (9)	967,459
5/30	54	MIN	W 5-1	32-22	2nd	3.0	Bielak (2-2)	Ryan (7-2)	-	34,604	1,002,063
5/31	55	MIN	L 2-8	32-23	2nd	3.0	Brown (5-2)	Varland (3-1)	-	37,127	1,039,190
6/1	56	LAA	W 5-2	33-23	2nd	2.5	Blanco (1-0)	Detmers (0-5)	Presley (11)	34,037	1,073,227
6/2	57	LAA	W 6-2	34-23	2nd	2.5	Valdez (5-3)	Waldichuk (1-4)	-	38,662	1,111,919
6/3	58	LAA	W 9-6	35-23	2nd	2.5	Javier (7-1)	Sandoval (3-5)	-	39,222	1,151,941
6/4	59	LAA	L 1-2	35-24	2nd	3.5	Devenski (3-0)	Maton (0-1)	Estévez (14)	40,831* (10)	1,191,972
6/5	60	@TOR	W 11-4	36-24	2nd	3.5	Bielak (3-2)	Manoah (1-7)	-	23,882	-
6/6	61	@TOR	L 1-5	36-25	2nd	4.5	Brown (5-3)	Gausman (5-3)	-	30,079	-
6/7	62	@TOR	L 2-3	36-26	2nd	4.5	Neris (3-2)	Bassitt (7-4)	Romano (16)	29,724	-
6/8	63	@TOR	W 6-3	37-26	2nd	5.0	Valdez (6-3)	Berrios (6-4)	Romano (17)	23,294	-
6/9	64	@CLE	L 9-10 (14)	36-28	2nd	5.0	Martínez (1-2)	Curry (3-0)	-	31,787	-
6/10	65	@CLE	W 6-4	37-28	2nd	5.0	France (2-1)	McKenzie (0-1)	Presley (12)	35,087	-
6/11	66	@CLE	L 0-5	37-29	2nd	5.0	Bielak (3-3)	Bieber (5-3)	-	26,318	-
6/13	67	WSH	W 6-1	38-29	2nd	3.5	Brown (6-4)	Corbin (4-7)	-	39,546	1,231,518
6/14	68	WSH	W 5-4	39-29	2nd	3.5	Presley (1-2)	Harvey (2-3)	-	38,796	1,271,314
6/15	69	WSH	L 1-4 (10)	39-30	2nd	3.5	Maton (0-2)	Harvey (3-3)	Edwards Jr. (2)	38,303	1,309,817
6/16	70	CIN	L 1-2	39-31	2nd	3.5	France (2-2)	Abbott (3-0)	Diaz (18)	38,821	1,348,238
6/17	71	CIN	L 7-9 (10)	39-32	T-2nd	4.5	Bielak (3-4)	Greene (2-4)	-	40,136	1,388,374
6/18	72	CIN	L 7-9 (10)	39-33	3rd	5.5	Martínez (1-3)	Gibaut (1-7)	Young (1)	40,573* (11)	1,428,947
6/19	73	NYM	L 1-11	39-34	3rd	6.5	Brown (6-4)	Scherzer (8-2)	-	33,185	1,462,132
6/20	74	NYM	W 4-2	40-34	3rd	5.5	Valdez (7-5)	Verlander (2-4)	Presley (13)	34,608	1,466,798
6/21	75	NYM	W 10-8	41-34	3rd	5.5	Maton (1-3)	Berrios (7-5)	Presley (14)	35,279	1,535,017
6/23	76	@LAD	L 2-3	41-35	3rd	6.5	France (2-3)	Sheehan (1-0)	Grater (4)	49,795	-
6/24	77	@LAD	L 7-8	41-36	3rd	6.5	Abreu (2-2)	Bickford (2-2)	Phillips (10)	49,218	-
6/25	78	@LAD	W 6-5 (11)	42-36	2nd	5.5	Presley (2-2)	Almonte (3-1)	Martínez (1)	47,273	-
6/27	79	@STL	L 2-4	42-37	3rd	6.0	Valdez (7-6)	Mengemeyer (5-7)	Hicks (5)	41,512	-
6/28	80	@STL	W 10-7	43-37	T-2nd	6.0	Martínez (2-3)	Gallegos (1-4)	Presley (15)	41,452	-
6/29	81	@STL	W 14-0	44-37	2nd	5.0	France (3-3)	Wainwright (5-3)	-	42,504	-
6/30	82	@TEX	W 5-3	45-37	2nd	4.0	Blanco (2-0)	Gray (6-4)	Presley (16)	39,174	-
7/1	83	@TEX	L 2-5	45-38	2nd	5.0	Brown (6-5)	Ewald (10-3)	-	40,380	-
7/2	84	@TEX	W 5-3	46-38	2nd	4.0	Neris (4-2)	Storck (4-3)	Presley (17)	39,580	-
7/3	85	@TEX	W 12-11	47-38	2nd	3.0	Abreu (3-2)	Smith (1-3)	Presley (18)	38,936	-
7/4	86	COL	W 4-1	48-38	2nd	3.0	Bielak (4-4)	Frostrand (4-9)	-	39,533	1,574,550
7/5	87	COL	W 6-4	49-38	2nd	2.0	France (4-3)	Anderson (0-4)	Presley (19)	36,535	1,611,085
7/6	88	SEA	L 1-5	49-39	2nd	2.0	Blanco (2-1)	Kirby (8-7)	-	40,562* (12)	1,651,647
7/7	89	SEA	L 1-10	49-40	2nd	3.0	Brown (6-6)	Castillo (6-6)	-	34,737	1,686,384
7/8	90	SEA	W 3-2	50-40	2nd	2.0	Neris (5-2)	Muñoz (2-2)	Presley (20)	37,112	1,723,496
7/9	91	SEA	W 5-1	50-41	2nd	2.0	Bielak (4-5)	Gilbert (7-5)	Sewald (17)	39,421	1,762,917
7/11	92	@LAA	W 7-5	51-41	2nd	2.0	Maton (2-2)	Ohtani (7-5)	Presley (21)	38,850	-
7/15	93	@LAA	L 11-12 (10)	51-42	2nd	3.0	Maton (2-3)	Estévez (3-1)	-	37,523	-
7/16	94	@LAA	W 9-8	52-42	2nd	3.0	Montero (2-3)	Barria (2-5)	Maton (1)	34,679	-
7/18	95	@COL	L 3-4	52-43	2nd	4.5	Brown (6-7)	Abad (1-0)	Lawrence (6)	43,871	-
7/19	96	@COL	W 4-1	53-43	2nd	4.5	Bielak (5-5)	Gomber (8-8)	-	36,947	-
7/20	97	@OKA	W 5-1	54-43	2nd	4.0	France (5-3)	Haris (2-4)	Presley (22)	4,757	-
7/21	98	@OKA	W 6-4	55-43	2nd	3.0	Valdez (8-6)	Storck (1-7)	-	8,810	-
7/22	99	@OKA	L 1-4	55-44	2nd	3.0	Javier (7-2)	Pruitt (2-6)	May (6)	14,507	-

2023 ASTROS DAY-BY-DAY

Date	Game	Opponent	W-L/Score	Record	Pos.	GB	Astros	Opp. PGR	Save PGR	Attendance	Home Attendance (*denotes sellout)
7/23	100	@OAK	W, 3-2	56-44	2nd	3.0	Neris (6-3)	Smith (1-2)	Abreu (3)	11,231	-
7/24	101	TEX	W, 10-9	57-44	2nd	2.0	Pressly (3-2)	Speas (0-2)	-	37,973	1,800,890
7/25	102	TEX	W, 4-3	58-44	2nd	1.0	France (6-3)	Rodriguez (0-1)	Pressly (24)	40,520* (13)	1,841,410
7/26	103	TEX	L, 5-13	59-45	2nd	2.0	Valdez (8-7)	Heaney (7-6)	-	40,398* (14)	1,881,808
7/28	104	TB	L, 3-4	59-46	2nd	2.0	Pressly (3-3)	Poche (5-3)	Fairbanks (13)	38,592	1,920,400
7/29	105	TB	W, 17-4	59-46	2nd	1.0	Brown (7-7)	Bradley (6-7)	-	40,004	1,960,404
7/30	106	TB	L, 2-8	59-47	2nd	1.0	Bielak (5-6)	Littell (1-2)	-	40,357* (15)	2,000,761
7/31	107	CLE	W, 7-3	60-47	2nd	0.5	France (7-3)	Morgan (4-2)	Pressly (25)	30,165	2,030,826
8/1	108	CLE	W, 2-0	61-47	2nd	0.5	VALDEZ (9-7)	Williams (1-3)	-	33,703	2,064,829
8/2	109	CLE	W, 3-2	62-47	2nd	0.5	Maton (3-4)	Sandlin (5-4)	Pressly (26)	37,522	2,102,151
8/3	110	@NYY	L, 3-4	62-48	2nd	1.5	Graweman (3-5)	King (3-4)	Holmes (15)	44,019	-
8/4	111	@NYY	W, 7-3	63-48	2nd	1.5	Brown (8-7)	Severino (2-6)	-	42,105	-
8/5	112	@NYY	L, 1-3	63-49	2nd	2.5	Verlander (6-6)	Hamilton (2-1)	Holmes (16)	41,411	-
8/6	113	@NYY	W, 9-7	64-49	2nd	3.0	France (8-3)	Peralta (3-2)	Abreu (4)	46,345	-
8/8	114	@BAL	W, 7-6	65-49	2nd	3.0	Staneke (3-1)	Bautista (6-2)	Pressly (27)	24,761	-
8/9	115	@BAL	W, 8-2	66-49	2nd	2.0	Javier (8-2)	Flaherty (6-7)	-	25,479	-
8/10	116	@BAL	L, 4-5	66-50	2nd	2.5	Brown (9-8)	Kramer (11-4)	Bautista (31)	22,981	-
8/11	117	LAA	W, 11-3	67-50	2nd	2.5	Verlander (7-6)	Detmers (2-9)	-	41,152* (16)	2,143,303
8/12	118	LAA	W, 11-3	68-50	2nd	2.5	France (9-3)	Anderson (5-4)	-	40,311	2,183,614
8/13	119	LAA	L, 1-2	68-51	2nd	2.5	Unquity (2-3)	Siseth (4-1)	Estévez (25)	40,333	2,223,947
8/14	120	@MIA	L, 1-5	68-52	2nd	3.5	Valdez (9-8)	Garrett (7-3)	-	13,263	-
8/15	121	@MIA	W, 6-5	69-52	2nd	3.5	Brown (9-8)	Puk (5-5)	Pressly (28)	12,981	-
8/16	122	@MIA	W, 12-5	70-52	2nd	2.5	Verlander (8-6)	Luzardo (8-8)	-	14,795	-
8/18	123	SEA	L, 0-2	70-53	2nd	2.5	France (9-4)	Miller (9-4)	Munoz (7)	38,060	2,282,007
8/19	124	SEA	L, 3-10	70-54	2nd	2.5	Valdez (9-9)	Gilbert (11-5)	-	38,280	2,300,287
8/20	125	SEA	L, 0-7	70-55	2nd	2.5	Brown (9-9)	Braxton (9-4)	Spier (1)	36,642	2,336,926
8/21	126	BOS	W, 9-4	71-55	2nd	1.5	Javier (9-2)	Piethon (7-4)	-	31,590	2,368,519
8/22	127	BOS	W, 7-3	72-55	2nd	0.5	Verlander (9-6)	Houck (3-7)	-	33,042	2,401,581
8/23	128	BOS	L, 5-7 (10)	72-56	2nd	1.0	Graweman (9-6)	Pivetta (9-6)	Winckowski (3)	37,144	2,438,705
8/24	129	BOS	L, 1-7	72-57	T-2nd	1.0	France (9-5)	Bello (10-7)	-	35,323	2,474,028
8/25	130	@DET	L, 1-4	72-58	3rd	1.0	Pressly (3-4)	Lange (6-3)	-	23,832	-
8/26	131	@DET	W, 9-2	73-58	3rd	1.0	Brown (10-9)	Rodriguez (9-7)	-	27,103	-
8/27	132	@DET	W, 17-4	74-58	T-2nd	1.0	Verlander (10-6)	Fasano (2-5)	-	28,466	-
8/28	133	@BOS	W, 13-5	75-58	3rd	1.0	Graweman (10-6)	Barraclough (1-1)	Unquity (1)	33,771	-
8/29	134	@BOS	W, 6-2	76-58	T-1st	-	France (10-5)	Bello (10-8)	-	30,267	-
8/30	135	@BOS	W, 7-4	77-58	T-1st	-	Valdez (10-9)	Crawford (6-7)	Pressly (29)	31,045	-
9/1	136	NYY	L, 2-6	77-59	T-1st	-	Verlander (10-10)	Rodon (2-4)	-	41,066* (17)	2,515,094
9/2	137	NYY	L, 4-5	77-60	2nd	1.0	Brown (10-10)	Brito (6-5)	Holmes (17)	41,427* (18)	2,556,521
9/3	138	NYY	L, 1-6	77-61	T-2nd	1.0	Javier (9-3)	King (4-5)	-	41,514* (19)	2,598,035
9/4	139	@TEX	W, 13-6	78-61	T-1st	-	Montero (3-3)	Storz (5-7)	-	39,181	-
9/5	140	@TEX	W, 14-1	79-61	1st	(10)	Valdez (11-6)	Evalladi (11-4)	-	33,678	-
9/6	141	@TEX	W, 12-3	80-61	1st	(5)	Verlander (11-7)	Scherzer (12-6)	-	38,417	-
9/8	142	SD	L, 2-11	80-62	1st	(5)	Brown (10-11)	Snell (13-9)	-	38,516	2,637,551
9/9	143	SD	W, 7-5	81-62	1st	(15)	Maton (4-3)	Lugo (6-7)	Pressly (30)	39,452	2,677,003
9/10	144	SD	W, 12-2	82-62	1st	(25)	France (11-5)	Weldron (0-3)	-	41,073* (20)	2,642,983
9/11	145	OAK	L, 0-4	82-63	1st	(20)	Valdez (11-10)	Waldichuk (3-7)	-	29,807	2,747,883
9/12	146	OAK	W, 6-2	83-64	1st	(10)	Verlander (11-8)	Sears (5-11)	-	38,504	2,784,387
9/13	147	OAK	L, 2-6	82-64	1st	(5)	Blackburn (4-5)	-	37,864	2,822,251	
9/15	148	@KC	L, 2-4	83-65	1st	(5)	Javier (9-4)	Zappa (2-3)	Clarke (1)	15,465	-
9/16	149	@KC	L, 8-10	83-66	1st	(5)	Neris (6-3)	McArthur (1-0)	Clarke (2)	19,557	-
9/17	150	@KC	W, 7-1	84-66	1st	(15)	Valdez (12-10)	Lykes (4-17)	-	15,311	-
9/18	151	BAL	L, 7-8	84-67	1st	(15)	Pressly (3-5)	Baumann (10-1)	Cano (7)	34,456	2,858,707
9/19	152	BAL	L, 5-9	84-68	1st	(5)	Brown (11-12)	Hall (3-0)	Pérez (2)	35,050	2,881,157
9/20	153	BAL	W, 2-1	85-68	1st	(5)	Pressly (4-5)	Coulombe (5-2)	-	36,427	2,928,184
9/21	154	KC	L, 5-7	85-69	2nd	0.5	Valdez (12-11)	Rogers (7-4)	McArthur (2)	41,033* (21)	2,969,217
9/23	155	KC	L, 2-3	85-70	2nd	1.5	France (11-6)	Lykes (5-17)	Clarke (3)	41,892* (22)	3,010,909
9/24	156	KC	L, 5-6	85-71	2nd	2.5	Brown (11-13)	Marsh (3-8)	McArthur (3)	41,438* (23)	3,052,347
9/25	157	@SEA	W, 5-1	86-71	2nd	2.5	Verlander (12-8)	Castillo (14-8)	-	39,820	-
9/26	158	@SEA	L, 2-6	86-72	2nd	2.5	Javier (9-5)	Kirby (12-10)	-	40,035	-
9/27	159	@SEA	W, 8-3	87-72	2nd	2.0	Graweman (10-6)	Miller (8-7)	-	38,019	-
9/29	160	@ARI	W, 2-1	88-72	2nd	1.0	Unquity (3-3)	Gallen (17-9)	Pressly (31)	36,133	-
9/30	161	@ARI	W, 1-0	89-72	2nd	1.0	Verlander (13-8)	Kelly (12-8)	Abreu (5)	36,789	-
10/1	162	@ARI	W, 8-1	90-72	1st	-	Javier (10-5)	Nelson (7-4)	-	30,703	-

2023 ASTROS POSTSEASON DAY-BY-DAY

Date	Game	Opponent	W-L/Score	Record	Pos.	GB	Astros	Opp. PGR	Save PGR	Attendance	Home Attendance (*denotes sellout)
10/7	DS (1)	MIN	W, 6-4	1-0	-	-	Verlander (1-0)	Ober (0-1)	Pressly (1)	43,024*	43,024
10/8	DS (2)	MIN	L, 2-6	1-1	-	-	Valdez (0-1)	López (2-0)	-	43,017*	86,041
10/10	DS (3)	@ MIN	W, 9-1	2-1	-	-	Javier (1-0)	Gray (1-1)	-	41,017	-
10/11	DS (4)	@MIN	W, 2-2	3-1	-	-	Unquity (1-0)	Thielbar (1-0)	Pressly (2)	40,977	-
10/15	CS (1)	TEX	L, 0-2	3-2	-	-	Verlander (1-1)	Montgomery (2-0)	Leclerc (2)	42,872*	128,913
10/16	CS (2)	TEX	L, 4-5	3-3	-	-	Valdez (0-2)	Evalladi (3-0)	Leclerc (3)	42,879*	171,792
10/18	CS (3)	@TEX	W, 8-5	4-3	-	-	Javier (2-0)	Scherzer (0-1)	Pressly (3)	42,368	-
10/19	CS (4)	@TEX	W, 10-3	5-3	-	-	Staneke (1-0)	Dunning (1-1)	-	42,060	-
10/20	CS (5)	@TEX	W, 5-4	6-3	-	-	Pressly (1-0)	Leclerc (0-1)	-	41,519	-
10/22	CS (6)	TEX	L, 4-5	6-4	-	-	Valdez (0-3)	Evalladi (4-0)	-	42,368*	214,160
10/23	CS (7)	TEX	L, 4-11	6-5	-	-	Javier (2-1)	Montgomery (3-0)	-	42,814*	256,974

ABOUT THE RECORD

Overall Record:	90-72
Home Record:	39-42
--with Roof Open:	0-1
--with Roof Closed:	39-41
--with Roof Open/Closed:	--
Road Record:	51-30
Series Record:	28-20-4
Sweeps:	9-4
When Scoring 4 or More Runs:	78-20
When Scoring 3 or Fewer Runs:	12-52
Shutouts:	7-6
In One-Run Games:	20-21
In Two-Run Games:	18-18
vs. Left-Handed Starters:	29-21
vs. Right-Handed Starters:	61-51
During the Day:	30-22
At Night:	60-50
When Scoring First:	64-22
Opponent Scores First:	26-50
Outhit Opponent:	68-19
Outhit by Opponent:	15-48
Equal Hits:	7-5
When Hitting Home Run:	73-44
No Home Runs:	17-28
Walkoff Home Runs:	0-1
Come-from-Behind Wins:	35
Largest Comeback:	5
Losses after Leading:	26
Last At-Bat Wins:	13
Largest Blown Lead:	6
Extra-Inning Games:	1-8
Different Batting Orders:	140
After Six Innings:	
Lead: 72-6:	Tied: 9-12
After Seven Innings:	Trail: 9-54
Lead: 77-6:	Tied: 7-10
After Eight Innings:	Trail: 6-56
Lead: 79-5:	Tied: 7-5
	Trail: 4-62

HIGHS AND LOWS

GENERAL

Longest Winning Streak	8, 5/14-5/22
Longest Winning Streak, Home	6, 5/15-5/29
Longest Winning Streak, Road	8, 8/26-9/6
Most Consecutive Losses	5, 6/15-6/20
Most Consecutive Losses, Home	6, 8/23-9/9
Most Consecutive Losses, Road	4, 6/6-6/10
Longest Game, Time	4:03, 6/9 at CLE (14 innings)
Shortest Game, Time	2:03, 6/7 at TOR
Longest Game, Innings	14.0, 6.9 at CLE
Best Homestand, Percentage	1.000 (6-0), 5/15-21
Worst Homestand, Percentage	.000 (0-3), 9/1-9/3
Best Road Trip, Percentage	1.000 (3-0), 9/4-6
Worst Road Trip, Percentage	.286 (2-5), 6/5-11
Most Runners Left on Base	14 (4x), last, 8/28 at BOS
Double Plays Turned	4, 5/7 at SEA
Opponent Double Plays Turned	3 (7x), last, 9/2 vs. NYY
Most Errors	3 (3x), last, 9/26 at SEA
Largest Margin of Victory	14, 6/29 at STL
Largest Margin of Defeat	16, 8/24 vs. BOS
Biggest Comeback to Win	5 (2x), last, 8/8 at BAL
Most Games Over .500	20, after game on 9/10
Biggest Lead Lost to Lose	6, 7/15 at LAA
Highest Attendance, Home	43,032, 3/30 vs. CWS
Highest Attendance, Road	49,795, 6/23 at LAD

HIGHS AND LOWS

TEAM BATTING

Most Runs, Game	17 (2x), last, 8/27 at DET
Fewest Runs, Game	0 (6x), last, 9/11 vs. OAK
Most Runs, Inning	8, 9/10 vs. SD, (8th inning)
Most Hits, Game	25, 8/27 at DET
Most Hits, Inning	8, 8/27 at DET (8th inning)
Fewest Hits, Game	1, 8/25 at DET
Most Doubles, Game	6 (2x), last, 6/9 at CLE
Most Triples, Game	2, 9/10 vs. SD
Most Homers, Game	7, 5/28 at OAK
Most Consecutive Games, Homer	7, 6/17-7/6
Most Consecutive Games, No Homer	3, 5/23-5/27
Most Extra-Base Hits, Game	9, 8/27 at DET
Fewest Extra-Base Hits, Game	0 (4x), last, 8/25 at DET
Most Total Bases, Game	43, 8/27 at DET
Most Walks, Game	9, 6/29 at STL
Fewest Walks, Game	0 (7x), 9/3 vs. NYY
Most Strikeouts, Game	17, 4/8 at MIN
Fewest Strikeouts, Game	2 (2x), 7/31 vs. CLE
Most Stolen Bases, Game	6, 6/10 at CLE
Most Opponent Stolen Bases, Game	5, 9/8 vs. SD
Longest Scoreless Inning Streak	20, 5/22 (9th)-5/26 (1st)

INDIVIDUAL BATTING

Most At-Bats, Game	7 (3x), last, Dubón, Altuve, Abreu, 6/9 at CLE
Most Runs, Game	4 (3x), last, Altuve, 8/28 at BOS
Most Hits, Game	5, Peña, 8/27 at DET
Most Consecutive Hits (in ABs)	8, Alvarez, 8/27-8/29
Most Doubles, Game	3 (9x), last, Altuve, 6/17 vs. CIN
Most Triples	2, Tucker, 9/10 vs. SD
Most Home Runs, Game	3 (2x), last, Altuve, 9/5 at TEX
Most RBI, Game	7, Abreu, 9/6 at TEX
Most Walks, Game	4, Bregman, 6/3 vs. LAA
Most Strikeouts, Game	4 (3x), last, Peña, 9/18 at KC
Most Stolen Bases, Game	3, Peña, 4/16 vs. TEX
Longest Hitting Streak	20, Dubón, 4/2-4/28

TEAM PITCHING

Fewest Runs, Game	0 (7x), last, 9/30 at ARI
Most Runs, Game	7, 8/24 vs. BOS
Fewest Hits, Game	0, 8/1 vs. CLE
Most Hits, Game	24, 8/24 vs. BOS
Fewest Walks, Game	0 (6x) last, 9/12 vs. OAK
Most Walks, Game	12, 8/6 at NYY
Most Strikeouts, Game	17, 7/15 at LAA
Longest Scoreless Inning Streak	19.0, 4/24 (8th)-4/26 (9th)

INDIVIDUAL PITCHING

Longest Winning Streak	7, France, 6/29-8/18
Longest Losing Streak	4, Brown, 6/19-7/18
Most Innings Pitched, Starter	9.0 (2x), last, Valdez, 8/1 vs. CLE
Most Innings Pitched, Relie	5.1, Bielak, 8/24 vs. BOS
Fewest Hits, Complete Game	0, Valdez, 8/1 vs. CLE
Fewest Walks, Complete Game	0, Valdez, 5/21 vs. OAK
Most Walks, Game	6 (2x), last, Javier, 8/28 at BOS
Most Strikeouts, Game	13, Valdez, 7/15 at LAA
Most Strikeouts, Inning	3, several players
Most Hit By Pitch, Game	3 (2x), last, Verlander, 8/27 at DET
Longest Scoreless Inning Streak	27.2, Abreu, 7/18-current

ATTENDANCE

Home:	3,052,347
Home Average:	37,683 (81 games)
Road:	2,331,193
Road Average:	28,780 (81 games)

ASTROS REPLAY REVIEWS

The Astros were successful on 22 of their 32 challenges in 2023 (68.8%).

ASTROS HOME RUNS

ASTROS HR CHART	SOLO	2-RUN	3-RUN	GS	TOTAL
Abreu	7	5	5	1	18
Altuve	11	3	2	1	17
Alvarez	17	7	5	2	31
Brantley	1	1	-	-	2
Bregman	12	8	2	3	25
Diaz	13	8	2	-	23
Dubón	9	-	1	-	10
Hensley	1	-	-	-	1
Julks	4	1	-	1	6
Kessinger	1	-	-	-	1
Maldonado	11	4	-	-	15
McCormick	10	9	3	-	22
Meyers	4	2	4	-	10
Peña	3	6	1	-	10
Singleton	0	1	1	-	2
Tucker	15	10	2	2	29
TOTALS	119	65	28	10	222

2023 GRAND SLAMS (10)

PLAYER	DATE	OPP./PITCHER
1. Alvarez	4/8	at MIN/Ryan
2. Alvarez	5/22	at MIL/Milner
3. Altuve	5/29	vs. MIN/Stewart
4. Bregman	6/3	vs. LAA/Webb
5. Julks	6/5	at TOR/Manoah
6. Bregman	6/24	at LAD/Miller
7. Bregman	6/29	at STL/Burleson
8. Tucker	7/3	at TEX/Pérez
9. Tucker	8/8	at BAL/Bautista
10. Abreu	9/6	at TEX/Scherzer

2023 BACK-TO-BACK HOME RUN COMBOS (18)

PLAYERS	DATE	OPP./PITCHER(S)
1. McCormick-Altuve	5/28	at OAK/Medina
2. Peña-Alvarez	5/28	at OAK/Acton
3. Meyers-Diaz	5/31	MIN/López
4. Abreu-Diaz	6/14	WSH/Gray
5. Dubón-Tucker	6/23	at LAD/Sheehan
6. McCormick-Diaz	7/3	at TEX/Pérez
7. Bregman-Tucker	7/16	at LAA/Barria
8. Bregman-Alvarez	7/29	TB/Pinto
9. Meyers-Maldonado	8/6	at NYY/Peralta
10. Bregman-Tucker	8/16	at MIA/Luzardo
11. McCormick-Diaz	8/21	BOS/Murphy
12. Dubón-Maldonado	8/27	at DET/Holton
13. Bregman-Alvarez	8/29	at BOS/Bello
14. Dubón-Altuve	9/4	at TEX/Otto
15. Dubón-Altuve	9/4	at TEX/Pérez
16. Maldonado-Altuve	9/5	at TEX/Dunning
17. Abreu-McCormick	9/6	at TEX/Burke
18. Alvarez-Bregman	9/13	OAK/Blackburn

2023 PINCH-HIT HOME RUNS (1)

PLAYER	DATE	OPP./PITCHER(S)
Diaz	8/27	@DET/Kelly

LEADOFF HOME RUNS

1. Dubón	6/6	at TOR/Gausman
2. Altuve	6/30	at TEX/Gray
3. Altuve	9/5	at TEX/Eovaldi

ASTROS EJECTIONS

DATE	PERSONNEL	UMPIRE	SITUATION
1. 4/9 at MIN	Tucker	Carlson	Arguing with HP umpire
2. 5/12 at CWS	Snitker	Wegner	Argument with HP umpire
3. 5/30 vs. MIN	Cintrón	Layne	Arguing with HP umpire
4. 6/24 at LAD	Baker	Gonzalez	Arguing with HP umpire
5. 6/24 at LAD	Staneik	Valentine	Arguing with 2B umpire
6. 7/26 vs. TEX	Maldonado	Bellino	Arguing with opposing player
7. 9/19 vs. BAL	Cintrón	Cuzzi	Arguing with HP umpire

BACK-TO-BACK HOME RUN COMBOS:

1. McCormick-Altuve	5/28	at OAK/Medina
2. Peña-Alvarez	5/28	at OAK/Acton
3. Meyers-Diaz	5/31	MIN/López
4. Abreu-Diaz	6/14	WSH/Gray
5. Dubón-Tucker	6/23	at LAD/Sheehan
6. McCormick-Diaz	7/3	at TEX/Pérez
7. Bregman-Tucker	7/16	at LAA/Barria
8. Bregman-Alvarez	7/29	TB/Pinto
9. Meyers-Maldonado	8/6	at NYY/Peralta
10. Bregman-Tucker	8/16	at MIA/Luzardo
11. McCormick-Diaz	8/21	BOS/Murphy
12. Dubón-Maldonado	8/27	at DET/Holton
13. Bregman-Alvarez	8/29	at BOS/Bello
14. Dubón-Altuve	9/4	at TEX/Otto
15. Dubón-Altuve	9/4	at TEX/Pérez
16. Maldonado-Altuve	9/5	at TEX/Dunning
17. Abreu-McCormick	9/6	at TEX/Burke
18. Alvarez-Bregman	9/13	OAK/Blackburn

ASTROS LAST HOME RUNS

PLAYER	DATE	OPPONENT/PITCHER	AB SINCE LAST	TEAM REC. *
Abreu	10/1/23	@ARI/Frias	0	11-6
Altuve	9/10/23	@KC/Snider	53	11-3
Alvarez	9/27/23	@SEA/Miller	12	23-6
Brantley	9/6/23	@TEX/Scherzer	41	1-1
Bregman	10/1/23	@ARI/Nelson	3	17-8
Diaz	9/19/23	BAL/López	17	14-8
Dubón	9/27/23	@SEA/Miller	7	6-3
Kessinger	7/14/23	COL/Freeland	29	1-0
Maldonado	9/27/23	@SEA/Thornton	9	9-5
McCormick	9/23/23	KC/Snider	20	17-3
Meyers	9/17/23	@KC/Lyles	6	8-1
Peña	7/5/23	COL/Anderson	274	6-4
Singleton	8/11/23	LAA/Detmers	56	2-0
Tucker	9/25/23	@SEA/Castillo	19	22-6

LAST AT-BAT WINS (14)

No.-Date-Opp.	Score	Game-Winning Play
1. 4/21 at ATL	6-4	Alvarez 2-run home run in the top 9th
2. 4/23 at ATL	5-2	Julks RBI single in the top 9th
3. 5/5 at SEA	6-4	Tucker 2-run home run in the top 9th
4. 5/17 vs. CHC	7-6	Tucker 2-run single in the bottom 9th (walk-off win #1)
5. 5/20 vs. OAK	3-2	Alvarez solo home run in the bottom 8th
6. 6/14 vs. WAS	5-4	Abreu scored on an error in the bottom 9th (walk-off win #2)
7. 6/25 at LAD	6-5	Bregman RBI single in the top 11th
8. 7/3 at TEX	12-11	McCormick RBI double in the top 9th
9. 7/8 vs. SEA	3-2	Maldonado HR in the bottom 8th
10. 7/16 at LAA	9-8	Bregman 2-run HR in the top 9th
11. 7/23 at OAK	3-2	Dubón solo home run in the top 9th
12. 7/24 vs. TEX	10-9	Diaz RBI single in the bottom 9th (walk-off win #3)
13. 8/8 at BAL	7-6	Tucker grand slam in the top of the 9th
14. 9/20 vs. BAL	2-1	Dubón RBI single in the bottom 9th (walk-off win #4)

RECORD BY DAY

MON.	TUES.	WED.	THUR.	FRI.	SAT.	SUN.
13-8	14-11	19-6	3-7	13-13	13-15	15-12

RECORD BY MONTH

APRIL	MAY	JUNE	JULY	AUG.	SEPT./OCT.
15-13	17-10	13-14	15-10	17-11	13-14

2023 ASTROS PITCHING LEADERS

Wins	Valdez	12	Hits Allowed	Valdez	166
Losses	Brown	13	Runs Allowed	Brown	94
Earned Run Average	Valdez	3.45	Earned Runs Allowed	Brown	88
Games	Abreu	72	Home Runs Allowed	Brown	26
Games Started	Javier/Valdez	31	Hit Batsmen	Valdez	10
Complete Games	Valdez	2	Walks	Javier	62
Shutouts	Valdez	2	Strikeouts	Valdez	200
Saves	Pressly	31	Wild Pitches	France/Valdez	6
Innings Pitched	Valdez	198.0	Opponent Average	Valdez	.228

2023 ASTROS BATTING LEADERS

Batting Average	Tucker	.284	Walks	Bregman	.92
Games	Bregman	161	Intentional Walks	Tucker	9
At-Bats	Bregman	622	Strikeouts	Maldonado	139
Runs	Bregman	103	Stolen Bases	Tucker	30
Hits	Bregman/Tucker	163	Caught Stealing	Peña	9
Total Bases	Tucker	297	Grounded Into DP	Bregman	22
Doubles	Tucker	37	Errors	Bregman	15
Triples	Tucker	5	Slugging Percentage	Tucker	.517
Home Runs	Alvarez	31	On-Base Percentage	Tucker	.369
Runs Batted In	Tucker	112	Pinch-Hit At-Bats	Diaz	17
Sacrifice Hits	Maldonado	12	Pinch Hits	Diaz	4
Sacrifice Flies	Tucker	10	Pinch-Hit HR	Diaz	1
Hit by Pitches	Alvarez	13	Pinch-Hit RBI	Diaz	3

RUNS BY INNING

	1	2	3	4	5	6	7	8	9	X	TOTAL
ASTROS	110	77	90	93	82	91	111	89	75	9	827
OPPONENTS	84	68	85	77	82	64	64	81	72	21	698

2023 STARTING LINEUPS: BATTING ORDER

- 1:** Altuve (47-33), Dubón (37-27), Peña (6-6), McCormick (3-4), Julks (0-1), Kessinger (0-1)
2: Bregman (57-45), Peña (25-19), Altuve (3-6), Dubón (3-1), Julks (2-1), Tucker (0-1)
3: Alvarez (55-43), Tucker (32-24), Bregman (3-5)
4: Abreu (29-25), Bregman (30-23), Tucker (25-17), Alvarez (4-3), Diaz (2-2), McCormick (0-2)
5: Tucker (30-26), Abreu (31-21), Diaz (10-13), McCormick (12-4), Alvarez (3-5), Hensley (1-1), Brantley (1-0), Dubón (1-0), Julks (1-0), Peña (0-1), Singleton (0-1)
6: Peña (23-14), Abreu (18-15), McCormick (15-18), Diaz (11-8), Julks (6-6), Brantley (6-2), Singleton (3-4), Dubón (3-2), Hensley (2-2), Madris (3-0), Diaz (0-1)
7: Julks (30-13), McCormick (18-13), Peña (8-17), Diaz (10-10), Meyers (5-7), Hensley (5-3), Brantley (3-2), Singleton (4-1), Dubón (2-4), Madris (2-1), Abreu (1-1),
8: Meyers (34-22), Dubón (10-15), Peña (15-6), McCormick (8-10), Diaz (10-4), Julks (7-7), Hensley (3-1), Kessinger (1-3), Bannon (1-1), Hensley (1-1),
Maldonado (0-1), Singleton (1-0), Salazar (0-1)
9: Maldonado (62-53), Meyers (12-7), Peña (2-5), Diaz (4-0), Dubón (2-2), Julks (2-1), Kessinger (1-2), Hensley (1-1), Salazar (2-1), McCormick (2-0)


STARTS BY POSITION

- C:** Maldonado (62-54), Diaz (26-16), Salazar (2-2)
1B: Abreu (76-59), Singleton (7-5), Diaz (3-4), Hensley (1-2), Dubón (1-1), Kessinger (0-2), Madris (2-0)
2B: Altuve (49-37), Dubón (34-33), Hensley (6-1), Bannon (1-0), Kessinger (0-1)
3B: Bregman (90-70), Hensley (0-1), Kessinger (0-1)
SS: Peña (81-68), Dubón (7-2), Kessinger (2-2)
LF: Julks (37-23), McCormick (23-22), Alvarez (21-19), Brantley (7-3), Dubón (1-5), Hensley (1-0), Madris (1-0),
CF: Meyers (51-36), McCormick (26-25), Dubón (13-11)
RF: Tucker (83-67), McCormick (6-3), Julks (1-0)
DH: Alvarez (41-33), Diaz (18-18), Julks (11-5), Hensley (5-5), Abreu (3-4), Brantley (3-1), Tucker (4-0), Madris (2-1), McCormick (2-1), Singleton (1-1), Altuve (0-1), Bannon (0-1), Bregman (0-1)

2023 INJURED LIST

Player	Injury	DL	OnDL	Off	Games	Player	Injury	DL	OnDL	Off	Games
Taylor	left elbow strain	3/27	4/11	11	(5-6)	Abreu, J.	lumbar spine inflammation	8/10	8/23	12	(6-8)
McCormick	lower back tightness	4/15	5/8	20	(11-9)	Maton	right elbow contusion	8/12	8/27	13	(6-7)
Altuve	right thumb fracture	3/27	5/19	43	(24-19)	Brantley	right shoulder surgery	3/27	8/29	132	(75-57)
Mushinski	lumbar spine muscle spasm	3/27	5/22	46	(27-19)	Kessinger	health and safety protocols	8/18	9/1	12	(7-5)
Alvarez	right oblique discomfort	6/9	7/26	39	(22-17)	Stanek	right ankle sprain	9/5	9/22	14	(7-7)
Altuve	left oblique strain	7/4	7/26	17	(11-6)	McCutters Jr.	right forearm strain	3/27		162	(90-72)
Urquidy	right shoulder discomfort	5/1	8/5	84	(48-36)	Garcia	right elbow discomfort	5/2		133	(74-59)


THE ASTROS REMEMBER



JESÚS ALOU: A two-time World Series Champion, **Jesús Alou** passed away on March 10, 2023, at 80-years old. Alou was a part of the Oakland A's 1973 and 1974 World Series Championship teams and spent seven years with the Astros organization (1969-73, 1978-79). The outfielder also played for the San Francisco Giants (1963-1969) and New York Mets (1975) in his career. In his seven-year career with the Astros, he batted .282 with 82 doubles, 13 triples, 11 home runs and 166 RBI.




NATE COLBERT: The hard-hitting first baseman and left fielder, **Nate Colbert** passed away on Jan. 5, 2023, at the age of 76. Colbert spent his first two seasons in the Majors with the Astros (1966, 1968). After the 1968 season, Colbert was selected by the San Diego Padres in the Expansion Draft. Colbert would play 10 seasons in the Majors. Colbert was also a three-time All-Star with the Padres from 1971-1973.




CHUCK HARRISON: The right-handed hitting first baseman, **Chuck Harrison** passed away on Dec. 30, 2023 at the age of 82 in his hometown of Abilene, TX. Harrison spent parts of three seasons with the Astros where he batted .248 with 34 doubles, five triples, 12 home runs, 87 RBI and a .681 OPS. The Texas Tech product made his Major League debut with the Astros on September 15, 1965 against the San Francisco Giants. Harrison also played parts of two seasons with the Kansas City Royals from 1969 and 1971.



MIKE IVIE: The former first-round pick by the San Diego Padres in the 1970 MLB First-Year Player Draft, **Mike Ivie** passed away on July 21, 2023, at the age of 70. Despite being drafted by the Padres, Ivie had a short stint with the Astros from 1981-1982. In those two seasons, he played a combined 26 games, where he batted .250 with three doubles and six RBI.



PETE LADD: Right-handed reliever, **Pete Ladd**, who spent the majority of his career with the Milwaukee Brewers passed away on October 20, 2023, at the age of 67. Ladd made his Major League debut with the Houston Astros on Aug. 17, 1979, against the Philadelphia Phillies at the Astrodome. In that outing, Ladd tossed one scoreless inning. The 1979 season was Ladd's only season in the organization. He would also play for the Brewers (1982-1985) and Mariners (1986) in his career.



ROMÁN MEJÍAS: The Cuban outfielder, **Román Mejías** passed away on February 22, 2023, at the age of 97. Mejías spent one season with the Houston Astros in 1962. During that season, he batted .286 with 12 doubles, three triples, 24 home runs, 76 RBI and a .771 OPS in 146 games. Mejías spent the remainder of his nine-year career between the Pittsburgh Pirates (1955, 1957-1961) and Boston Red Sox (1963-1964).



DAVE NICHOLSON: The right-handed hitting outfielder, **Dave Nicholson** passed away on February 25, 2023, at the age of 83. Nicholson spent one season with the Astros organization in 1966. During that season, he batted .246 with eight doubles, four triples, 10 home runs and 31 RBI in 100 games. The St. Louis native had a seven-year Major League career with the Baltimore Orioles (1960, 1962), Chicago White Sox (1963-1965), Atlanta Braves (1967) along with the Astros.



BERT PEÑA: The Puerto Rican infielder, **Bert Peña**, passed away on September 19, 2023, at the age of 63. Peña played his entire Major League career with the Houston Astros (1981, 1983-1987). The infielder made his Major League debut with the Astros on September 14, 1981 against the Cincinnati Reds. He made his most appearances in a single season in 1984. In that season, he batted .205 with three runs, one home run and four RBI in 24 appearances.

THE ASTROS REMEMBER




JOE PEPITONE: The former three-time All-Star and three-time Gold Glove Award recipient, **Joe Pepitone** passed away on March 13, 2023, at the age of 82. Pepitone is most known for his career with the New York Yankees, where he spent eight years of his career from 1962-1969. Pepitone also spent part of the 1970 season with the Astros before being acquired by the Chicago Cubs. He would go on to play for the Cubs from 1970-1973. Pepitone finished his career in 1973 with the Atlanta Braves.



LARRY RAY: The Houston Astros fourth-round pick of the 1979 MLB First Year Player Draft, **Larry Ray** passed away on July 22, 2023, at the age of 65. Ray had a short Major League career with the Astros. He appeared in five games during the 1982 season, where he recorded one hit and one RBI. The outfielder was also in the Astros minor league system from 1979-1984. In 1983 with Triple A Tucson, he batted .307 with 28 doubles, five triples, 12 home runs, 80 RBI and a .896 OPS in what was his best minor league season of his career.




FRANK THOMAS: A former three-time All-Star, **Frank Thomas** passed away on January 16, 2023, at the age of 93. Thomas played a combined 16 years in the Majors between the Pittsburgh Pirates (1951-1958), Cincinnati Reds (1959), Chicago Cubs (1960-1961, 1966), Milwaukee Braves (1961, 1965), New York Mets (1962-1964), Philadelphia Phillies (1964-1965) and Houston Astros (1965). Thomas earned All-Star in 1954, 1955 and 1958 with the Pirates. The former outfielder appeared in just 23 games with the Astros in 1965.



SANDY VALDESPINO: Cuban outfielder, **Sandy Valdespino** passed away on February 26, 2023, at the age of 84. Valdespino had a seven-year Major League career. He spent time with the Minnesota Twins (1965-1967), Atlanta Braves (1967), Seattle Pilots (1969), Houston Astros (1969), Milwaukee Brewers (1970) and Kansas City Royals (1971). The best year of Valdespino's career came in his rookie season with the Twins. In that season, he batted .261 with a .641 OPS in 108 games. The Cuban had a short stint with the Astros in 1969. He appeared in 41 games with Houston, where he batted .244 with a .603 OPS.



JIMMY WILLIAMS: Former Astros manager Jimmy Williams passed away at the age of 80 on Jan. 27, 2024. Williams was the manager of the Astros from 2002-04 compiling a record of 215-197 during his time with the organization. Williams also managed the Toronto Blue Jays from 1986-1989 along with the Boston Red Sox from 1997-2001. While managing the Red Sox, Williams won AL Manager of the Year in 1999.



LARRY YELLEN: Former pitcher for the Colt 45s, **Larry Yellen** passed away on July 18, 2023, at the age of 80. Yellen had a two-year career with the Colt 45s from 1963-1964. Yellen made his Major League debut with the Colts 45s on September 26, 1963 against the Pittsburgh Pirates. The right-handed pitcher made 13 appearances during the 1964 season.

2024 OPPONENTS



HOUSTON★ASTROS

RELENTLESS




MANAGER BRANDON HYDE

Sixth season in Baltimore (315-393)
Sixth season overall (315-394)

BALTIMORE IN 2023

Record:..... 101-61
Finish:..... 1st, AL East

ASTROS ALL-TIME SERIES RESULTS

Overall:..... 42-32
at HOU:..... 22-13
at BAL:..... 20-19

ASTROS RESULTS BY DECADE

2000s:..... 9-10 (.474)
2010s:..... 30-16 (.652)
2020s:..... 6-7 (.461)
Total:..... 42-32 (.568)

EASTERN DIVISION / AMERICAN LEAGUE

BALTIMORE ORIOLES

Oriole Park at Camden Yards • 333 W. Camden Street • Baltimore, MD 21201
(888) 848-2473 • (410) 547-6150 • orioles.com

Stadium (Year Opened):..... Oriole Park at Camden Yards (1992)
Capacity/Dimensions:..... 45,971/333—400—318

SERIES RECORDS

Longest Winning Streak, Astros: 8 (Aug. 19, 2016-July 22, 2017)
Longest Winning Streak, Orioles: 7 (June 13, 2005-June 4, 2013)
Largest Margin of Victory, Astros: 21 (August 10, 2019, Hou 23, BAL 2)
Largest Margin of Victory, Orioles: 8 (August 18, 2016, BAL 13, Hou 5)
Most Runs Scored by Astros: 23 (August 10, 2019 at Baltimore)
Most Runs Scored by Orioles: 10 (2x, last: Sept., 24, 2022 at Baltimore)
Most Runs Scored by Both Teams: 25 (August 10, 2019, Hou 23, BAL 2)
Longest Game, Innings: 13 (May 24, 2016 at Baltimore)
** home team in CAPS*

SERIES NOTES

LAST SIGNIFICANT TRADE: To help boost their 2022 World Series title run, the Astros acquired slugging **1B Trey Mancini** from BAL in a three-team deal at that year's Trade Deadline...Mancini belted 8 home runs in 51 games with the Astros to close out the regular season...he appeared in 8 postseason games as well and went 1x3 in the the club's World Series-clinching win in Game 6 vs. PHIL...Mancini departed in free agency following the 2022 season...to complete the deal, the Astros traded **RHP Chayce McDermott** to BAL and **OF Jose Siri** to TB.

ASTROS CONNECTION: Under Executive Vice President and General Manager **Mike Elias**, the Orioles have developed one of the top pipelines for young talent in the Majors... Elias worked in the Astros front office from 2012-2018, reaching up to Assistant General Manager of Player Acquisition at the time of his departure...during his tenure with the Astros, Elias oversaw player development, amateur scouting, international scouting, minor league operations and was a key contributor to the MLB First-Year Player Draft... the Astros have an additional connection within the Orioles front office with **Sig Mejdal**, who currently serves as their Vice President and Assistant General Manager of Analytics... Mejdal joined the Astros front office in 2012 and helped develop the organization's analytics department...at the time of his departure to Baltimore in November 2018, Mejdal served as the General Manager of Process Improvement for the Astros...during Elias' and Mejdal's time with the Astros, the club won it's first World Series Championship, appeared in the ALCS twice and recorded back-to-back 100-win seasons.

2023 SERIES REVIEW											
Date	G	Opp	Score	Rec	Pos	GB	Astros POR	Orioles POR	Save	Attend	
8/8	114	@BAL	W 7-6	65-49	2nd	3.0	Staneik (3-1)	Bautista (6-2)	Pressly (27)	24,761	
8/9	115	@BAL	W 8-2	66-49	2nd	2.0	Javier (8-2)	Flaherty (8-7)	-	25,479	
8/10	116	@BAL	L 4-5	66-50	2nd	2.5	Brown (8-8)	Kremer (11-4)	Bautista (31)	22,981	
9/18	151	BAL	L 7-8	84-67	1st	(1.5)	Pressly (3-5)	Baumann (10-1)	Cano (7)	34,456	
9/19	152	BAL	L 5-9	84-68	1st	(0.5)	Brown (11-12)	Hall (3-0)	Pérez (2)	35,050	
9/20	153	BAL	W 2-1	85-68	1st	(0.5)	Pressly (4-5)	Coulombe (5-2)	-	36,427	

ASTROS YEAR-BY-YEAR RESULTS											
YEAR	HOME	ROAD	TOTAL	YEAR	HOME	ROAD	TOTAL	YEAR	HOME	ROAD	TOTAL
2003	3-0	0-0	3-0	2015	3-1	1-2	4-3	2021	3-0	0-3	3-3
2005	0-0	0-3	0-3	2016	3-0	3-1	6-1	2022	1-2	2-2	3-4
2008	0-0	0-3	0-3	2017	3-0	2-1	5-1	2023	1-2	2-1	3-3
2013	1-2	1-2	2-4	2018	3-0	3-1	6-1				
2014	2-2	1-2	3-4	2019	2-1	2-1	4-2				



MANAGER ALEX CORA

Sixth season in Boston (440-370)
Sixth season overall (440-370)

BOSTON IN 2023

Record: 78-84
Finish: 5th, AL East

ASTROS ALL-TIME SERIES RESULTS

Overall: 36-40
at HOU: 19-20
at BOS: 17-20

ASTROS RESULTS BY DECADE

2000s: 2-4 (.333)
2010s: 22-28 (.440)
2020s: 12-8 (.600)
Total: 36-40 (.474)

EASTERN DIVISION / AMERICAN LEAGUE

BOSTON RED SOX

Fenway Park • 4 Jersey Street • Boston, MA 02215
(617) 226-6000 • (617) 226-6732 (Press Box) • redsox.com

Stadium (Year Opened): Fenway Park (1912)
Capacity/Dimensions: 37,755 (Night)/37,305 (Day)/310—390—302

SERIES RECORDS

Longest Winning Streak, Astros: 3 (5x, last, Aug. 28, 2023-Aug. 30, 2023)
Longest Winning Streak, Red Sox: 7 (July 1, 2011-April 28, 2013)
Largest Margin of Victory, Astros: 10 (Sept. 28, 2017, Hou 12, BOS 2)
Largest Margin of Victory, Red Sox: 16 (Aug. 24, 2023, Bos 17, HOU 1)
Most Runs Scored by Astros: 13 (2x, last, Aug. 28, 2023 at Boston)
Most Runs Scored by Red Sox: 17 (Aug. 24, 2023 at Houston)
Most Runs Scored by Both Teams: 25 (Aug. 6, 2013, Bos 15, HOU 10)
Longest Game, Innings: 14 (June 15, 2003 at Boston)
** home team in CAPS*

SERIES NOTES

POSTSEASON HISTORY: The Astros and Red Sox have met on three separate occasions in the postseason, with the Astros winning two of the series...the teams most-recently met up in the 2021 ALCS, in which the Astros won the series in six games...the Red Sox rode a win of the 2018 ALCS over the Astros into their ninth World Series Championship...the clubs first met in the postseason in the 2017 ALDS, with the Astros winning the series in four games...the Astros went on to win their first World Series Championship that season...one of the most memorable postseason matchups between the clubs came in the Astros' series-clinching win in Game 4 of the 2017 ALDS at Fenway Park...the Astros trailed 3-2 entering the eighth inning and went on to score a combined three runs off **LHP Chris Sale** and **RHP Craig Kimbrel** to secure the series victory...**IF Alex Bregman** started the comeback with a solo homer off Sale to lead off the eighth inning while **OF Carlos Beltran** and **OF Josh Reddick** also chipped in an RBI each.



LAST SIGNIFICANT TRADE: The Astros bolstered their catching depth at the 2022 Trade Deadline with the acquisition of longtime Red Sox backstop, **Christian Vázquez**...he drew the start for one of the most iconic postseason games in Astros history, as he was behind the plate for the club's combined no-hitter in Game 4 of the World Series at PHIL...the Astros won all three of his starts during the 2022 postseason, including the World Series-clinching Game 6 victory at Minute Maid Park...through six appearances in the 2022 postseason, Vázquez batted .235 (4x17) with 3 RBI...he also batted .250 (26x104) with a home run and 10 RBI in 35 regular-season games with the Astros.

2023 SERIES REVIEW

Date	G	Opp	Score	Rec	Pos	GB	Astros POR	Red Sox POR	Save	Attend
8/21	126	BOS	W 9-4	71-55	2nd	1.5	Javier (9-2)	Paxton (7-4)	-	31,590
8/22	127	BOS	W 7-3	72-55	2nd	0.5	Verlander (9-6)	Houck (3-7)	-	33,042
8/23	128	BOS	L 5-7 (10)	72-56	2nd	1.0	Graveman (3-6)	Pivetta (9-6)	Winckowski (3)	37,144
8/24	129	BOS	L 1-17	72-57	T-2nd	1.0	France (9-5)	Bello (10-7)	-	35,323
8/28	133	at BOS	W 13-5	75-58	3rd	1.0	Graveman (4-6)	Barracough (1-1)	Urquidy (1)	33,771
8/29	134	at BOS	W 6-2	76-58	T-1st	-	France (10-5)	Bello (10-8)	-	30,267
8/30	135	at BOS	W 7-4	77-58	T-1st	-	Valdez (10-9)	Crawford (6-7)	Pressly (29)	31,045

ASTROS YEAR-BY-YEAR RESULTS

YEAR	HOME	ROAD	TOTAL	YEAR	HOME	ROAD	TOTAL	YEAR	HOME	ROAD	TOTAL
2003	0-0	0-3	0-3	2015	3-0	1-2	4-2	2021	3-1	2-1	5-2
2008	2-1	0-0	2-1	2016	1-2	1-3	2-5	2022	1-2	1-2	2-4
2011	0-3	0-0	0-3	2017	1-2	3-1	4-3	2023	2-2	3-0	5-2
2013	1-2	0-4	1-6	2018	2-2	2-1	4-3				
2014	1-2	2-2	3-4	2019	2-1	2-1	4-2				



MANAGER PEDRO GRIFOL

2nd season in Chicago (61-101)
2nd season overall (61-101)

CHICAGO IN 2023

Record:.....61-101
Finish:.....4th, AL Central

ASTROS ALL-TIME SERIES RESULTS

Overall:.....46-41
at HOU:.....26-15
at CWS:.....20-26

ASTROS RESULTS BY DECADE

1990s:.....4-5 (.444)
2000s:.....4-5 (.444)
2010s:.....25-23 (.521)
2020s:.....13-8 (.619)
Total:.....46-41 (.529)

CENTRAL DIVISION / AMERICAN LEAGUE

CHICAGO WHITE SOX

Guaranteed Rate Field • 333 W. 35th Street • Chicago, IL 60616
(312) 674-5300 • whitesox.com

Stadium (Year Opened):.....Guaranteed Rate Field (1991)
Capacity/Dimensions:.....40,615/330—400—335

SERIES RECORDS

Longest Winning Streak, Astros:.....9 (April 20, 2018-May 21, 2019)
Longest Winning Streak, White Sox:.....5 (July 2, 2016-Aug. 10, 2017)
Largest Margin of Victory, Astros:.....16 (Aug. 18, 2022, Hou 21, CWS 5)
Largest Margin of Victory, White Sox:.....9 (2x, last, June 17, 2022, CWS 10, Hou 1)
Most Runs Scored by Astros:.....21 (Aug. 18, 2022 at Chicago)
Most Runs Scored by White Sox:.....13 (Aug. 14, 2019 vs. Houston)
Most Runs Scored by Both Teams:.....26 (Aug. 18, 2022, Hou 21, CWS 5)
Longest Game, Innings:.....13 (June 25, 2006 at Chicago)
** home team in CAPS*

SERIES NOTES

POSTSEASON HISTORY: The Astros and White Sox have linked up twice in the postseason, most-famously in the 2005 World Series...it was the Astros' first-ever appearance in the Fall Classic, and the first for the White Sox since 1959...the White Sox swept the series, winning their third World Series Championship and first since 1917...the Astros have more-recent success vs. the White Sox in the postseason, dispatching them in four games in the 2021 ALDS en route to an appearance in the World Series.

ASTROS CONNECTION: One of the most prolific White Sox sluggers in recent history made the move to Houston prior to the 2023 season in **IF José Abreu**...the Cuban native debuted with the White Sox in 2014, making an immediate impact by belting 36 home runs and winning the American League Rookie of the Year...in his nine seasons with the White Sox, Abreu was selected to three All-Star Games, won three Silver Slugger Awards and was named the AL MVP in 2020...Abreu hit numerous career milestones in his first season with the Astros, reaching 1,500 career hits, 250 career home runs, 900 career RBI and 10 years of Major League service time...entering the 2024 season, Abreu's 953 career RBI ranked second among MLB players since his debut in 2014.

LAST SIGNIFICANT TRADE: In a deal headlined by **RHP Brett Meyers** heading to the White Sox on July 21, 2012, the Astros acquired **RHP Chris Devenski** as a player to be named later...Devenski went on to make at least 48 appearances each season for the Astros from 2016-19...in 2017, he went 8-5 with a 2.68 ERA (24ER/80.2IP) and was selected to the All-Star Game while helping lead the Astros to their first World Series title.

2023 SERIES REVIEW											
Date	G	Opp	Score	Rec	Pos	GB	Astros POR	White Sox POR	Save	Attend	
3/30	1	CWS	L 2-3	0-1	T-4th	1.0	Pressly (0-1)	Graveman (1-0)	López (1)	43,032	
3/31	2	CWS	W 6-3	1-1	T-3rd	0.5	Martínez (1-0)	Graveman (1-1)	Montero (1)	41,453	
4/1	3	CWS	W 6-4	2-1	2nd	0.5	Staneik (1-0)	Kelly (0-1)	Neris (1)	37,519	
4/2	4	CWS	L 3-6	2-2	3rd	1.5	Garcia (0-1)	Clevinger (1-0)	-	42,835	
5/12	38	at CWS	W 5-1	20-18	3rd	3.0	France (1-0)	Kopec (1-4)	-	18,673	
5/13	39	at CWS	L 1-3	20-19	T-3rd	4.0	Montero (0-3)	Kelly (1-1)	Graveman (2)	23,242	
5/14	40	at CWS	W 4-3	21-19	2nd	4.0	Brown (4-1)	Giolito (2-3)	Pressly (7)	18,347	

ASTROS YEAR-BY-YEAR RESULTS											
YEAR	HOME	ROAD	TOTAL	YEAR	HOME	ROAD	TOTAL	YEAR	HOME	ROAD	TOTAL
1997	0-0	0-3	0-3	2012	0-0	2-1	2-1	2018	4-0	3-0	7-0
1998	2-1	0-0	2-1	2013	3-1	1-2	4-3	2019	2-2	1-2	3-4
1999	4-2	5-1	9-3	2014	2-1	1-2	3-3	2020	4-0	1-2	5-2
2000	1-2	0-0	1-2	2015	1-2	0-3	1-5	2021	2-1	2-2	4-3
2006	0-0	1-2	1-2	2016	1-2	2-1	3-3	2022	2-2	3-2	5-4
2007	0-0	2-1	2-1	2017	2-1	0-3	2-4				



MANAGER STEPHEN VOGT

1st season in Cleveland (—)
1st season overall (—)

CLEVELAND IN 2023

Record:..... 76-86
Finish:..... 3rd, AL Central

ASTROS ALL-TIME SERIES RESULTS

Overall:..... 42-44
at HOU:..... 23-21
at CLE:..... 19-23

ASTROS RESULTS BY DECADE

1990s:..... 5-4 (.556)
2000s:..... 3-3 (.500)
2010s:..... 20-31 (.392)
2020s:..... 14-6 (.700)
Total:..... 42-44 (.488)

CENTRAL DIVISION / AMERICAN LEAGUE
CLEVELAND GUARDIANS

Progressive Field • 2401 Ontario Street • Cleveland, OH 44115
(216) 420-4200 • (216) 420-4654 (Press Box) • cleguardians.com

Stadium (Year Opened):..... Progressive Field (1994)
Capacity/Dimensions:..... 34,830/325—410—325

SERIES RECORDS

Longest Winning Streak, Astros:..... 7 (Aug. 1, 2019-July 20, 2021)
Longest Winning Streak, Guardians:..... 6 (April 20-Sept. 22, 2013)
Largest Margin of Victory, Astros:..... 9 (2x, last, May 25, 2018, Hou 12, CLE 3)
Largest Margin of Victory, Guardians:..... 13 (April 20, 2013, Cle 19, HOU 6)
Most Runs Scored by Astros:..... 12 (June 28, 1998 at Cleveland)
Most Runs Scored by Guardians:..... 19 (April 20, 2013 at Houston)
Most Runs Scored by Both Teams:..... 25 (April 20, 2013, Cle 19, HOU 6)
Longest Game, Innings:..... 16 (May 11, 2016 at Houston)
* home team in CAPS

SERIES NOTES

POSTSEASON HISTORY: The Astros made quick work of Cleveland in the only postseason matchup between the franchises, sweeping the 2018 American League Division Series...the Astros outscored Cleveland, 21-6, including an 11-3 win to finish the sweep...**OF George Springer** batted .429 (6x14) with three home runs and **IF Alex Bregman** batted .556 (5x9) with two home runs during the series...**RHP Gerrit Cole** struck out 12 batters in the Game 2 victory, tied for the fourth-most strikeouts in a postseason game in Astros history.

LAST SIGNIFICANT TRADE: The Astros beefed up their relieving corps ahead of the 2021 postseason while also netting their catcher of the future in a 2021 Trade Deadline deal with Cleveland...the Astros acquired **RHP Phil Maton** and **C Yainer Diaz** in exchange for speedy **OF Myles Straw**...Maton recorded a 3.67 ERA (64ER/157IP) in 162 appearances over three seasons (2021-23) with the Astros...Diaz quickly ascended through the Astros system, appearing in the 2022 MLB Futures Game and making his Major League debut in September of that season...he had a standout rookie season, batting .282 with 23 home runs and 60 RBI...the 23 home runs were the second-most in a single season by an Astros rookie, behind only **OF Yordan Alvarez** (27 HR in 2019)...Straw debuted with the Astros in 2018 and flashed top-flight speed and superb center-field defense each season at the Major League level with Houston leading up to the trade...Straw went on to win his first career Gold Glove Award with the Guardians in 2022.

2023 SERIES REVIEW

Date	G	Opp	Score	Rec	Pos	GB	Astros POR	Guardians POR	Save	Attend
6/9	64	at CLE	L 9-10	36-28	2nd	5.0	Martinez (1-2)	Curry (3-0)	-	31,787
6/10	65	at CLE	W 6-4	37-28	2nd	5.0	France (2-1)	McKenzie (0-1)	Pressly (12)	35,087
6/11	66	at CLE	L 0-5	37-29	2nd	5.0	Bielak (3-3)	Bieber (5-3)	-	26,318
7/31	107	CLE	W 7-3	60-47	2nd	0.5	France (7-3)	Morgan (4-2)	Pressly (25)	30,165
8/1	108	CLE	W 2-0	61-47	2nd	0.5	VALDEZ (9-7)	Williams (1-3)	-	33,703
8/2	109	CLE	W 3-2	62-47	2nd	0.5	Maton (3-3)	Sandlin (5-4)	Pressly (26)	37,522

ASTROS YEAR-BY-YEAR RESULTS

YEAR	HOME	ROAD	TOTAL	YEAR	HOME	ROAD	TOTAL	YEAR	HOME	ROAD	TOTAL
1997	1-2	0-0	1-2	2013	1-2	0-4	1-6	2019	2-2	2-1	4-3
1998	0-0	2-1	2-1	2014	1-3	1-2	2-5	2021	2-1	4-0	6-1
1999	2-1	0-0	2-1	2015	1-2	1-3	2-5	2022	2-1	2-2	4-3
2000	0-0	1-2	1-2	2016	2-1	2-2	4-3	2023	3-0	1-2	4-2
2001	2-1	0-0	2-1	2017	0-3	1-2	1-5				
2012	2-1	0-0	2-1	2018	2-1	2-2	4-3				



MANAGER A.J. HINCH

Fourth season in Detroit (221-265)
11th season overall (791-717)

DETROIT IN 2023

Record:..... 78-84
Finish:..... 2nd, AL Central

ASTROS ALL-TIME SERIES RESULTS

Overall:..... 46-36
at HOU:..... 24-16
at DET:..... 22-20

ASTROS RESULTS BY DECADE

1990s:..... 6-0 (1.000)
2000s:..... 3-6 (.333)
2010s:..... 25-22 (.532)
2020s:..... 12-8 (.600)
Total:..... 46-36 (.561)

CENTRAL DIVISION / AMERICAN LEAGUE

DETROIT TIGERS

Comerica Park • 2100 Woodward Avenue • Detroit, MI 48201
(313) 471-2000 • (313) 471-2103 (Press Box) • tigers.com

Stadium (Year Opened):..... Comerica Park (2000)
Capacity/Dimensions:..... 41,083/342—412—330

SERIES RECORDS

Longest Winning Streak, Astros: 8 (September 10, 2018-August 20, 2018)
Longest Winning Streak, Tigers: 7 (June 28, 2009-May 14, 2013)
Largest Margin of Victory, Astros: 13 (Aug. 27, 2023, Hou 17, DET 4)
Largest Margin of Victory, Tigers: 15 (May 4, 2013, Det 17, HOU 2)
Most Runs Scored by Astros: 17 (Aug. 27, 2023 at Detroit)
Most Runs Scored by Tigers: 17 (May 4, 2013 at Houston)
Most Runs Scored by Both Teams: 21 (Aug. 27, 2023, Hou 17, DET 4)
Longest Game, Innings: 14 (May 2, 2013 at Houston)

* home team in CAPS

SERIES NOTES

ASTROS CONNECTION: Former Astros manager A.J. Hinch enters his fourth season at the helm in Detroit...Hinch managed the Astros for five seasons (2015-19) and ranks second all-time in franchise history in managerial wins (481) and winning percentage (.594, 481-329)...Hinch helped guide the Astros to their first World Series Championship in 2017 and led the team to the postseason in four of his five seasons as the Astros' manager.

LAST SIGNIFICANT TRADE: The Astros made one of their most impactful trades in franchise history with Detroit on August 31, 2017, acquiring future Hall-of-Famer **RHP Justin Verlander** in exchange for three minor leaguers...Verlander headlined the Astros rotation as they went on to win the World Series that season, as he was also named the ALCS MVP...after a half-season stint with the Mets last season, Verlander was once again acquired by the Astros at the Trade Deadline...in his six-season Astros tenure, Verlander has won two Cy Young Awards (2019 and '22), won two World Series (2017 and '22) and has been selected to three All-Star Games.

DETROIT RAISED: Astros **RHP Hunter Brown** is a native of Detroit, where he was born and raised and went to grade school (Isaac Jogues Catholic School), high school (Lakeview HS) and college (Wayne State University)...Brown, who grew up a Tigers fan, has made 3 career starts vs. Detroit in his young career, including two at Comerica Park, and has gone 2-0 with a 4.60 ERA (8ER/15.2IP).

2023 SERIES REVIEW

Date	G	Opp	Score	Rec	Pos	GB	Astros POR	Tigers POR	Save	Attend
4/3	5	DET	L 6-7 (11)	2-3	3rd	1.5	Neris (0-1)	Wingenter (1-0)	Hill (1)	29,272
4/4	6	DET	L 3-6	2-4	3rd	2.0	Valdez (0-1)	Manning (1-0)	-	30,613
4/5	7	DET	W 8-2	3-4	3rd	1.5	Javier (1-0)	Rodriguez (0-2)	-	37,392
8/25	130	at DET	L 1-4	72-58	3rd	1.0	Pressly (3-4)	Lange (6-3)	-	23,832
8/26	131	at DET	W 9-2	73-58	3rd	1.0	Brown (10-9)	Rodriguez (9-7)	-	27,103
8/27	132	at DET	W 17-4	74-58	T-2nd	1.0	Verlander (10-6)	Faedo (2-5)	-	28,496

ASTROS YEAR-BY-YEAR RESULTS

YEAR	HOME	ROAD	TOTAL	YEAR	HOME	ROAD	TOTAL	YEAR	HOME	ROAD	TOTAL
1998	0-0	3-0	3-0	2013	0-4	1-2	1-6	2018	2-1	3-0	5-1
1999	3-0	0-0	3-0	2014	2-1	1-3	3-4	2019	3-1	3-0	6-1
2000	0-0	1-2	1-2	2015	2-1	2-2	4-3	2021	0-3	2-2	2-5
2006	0-0	0-3	0-3	2016	2-1	0-3	2-4	2022	4-0	3-0	7-0
2009	2-1	0-0	2-1	2017	3-1	1-2	4-3	2023	1-2	2-1	3-3



MANAGER MATT QUATRARO

2nd season in Kansas City (56-106)
2nd season overall (56-106)

KANSAS CITY IN 2023

Record:56-106
Finish:5th, AL Central

ASTROS ALL-TIME SERIES RESULTS

Overall:51-43
at HOU:23-24
at KC:28-19

ASTROS RESULTS BY DECADE

1990s:6-3 (.667)
2000s:9-6 (.600)
2010s:27-21 (.563)
2020s:9-11 (.429)
Total:51-43 (.543)

CENTRAL DIVISION / AMERICAN LEAGUE

KANSAS CITY ROYALS

Kauffman Stadium • One Royal Way • Kansas City, MO 64129
(816) 921-8000 • (816) 504-4391/4392 (Press Box) • royals.com

Stadium (Year Opened):Kauffman Stadium (1973)
Capacity/Dimensions:37,903/330—410—330

SERIES RECORDS

Longest Winning Streak, Astros:7 (May 26, 2014-July 24, 2015)
Longest Winning Streak, Royals:6 (June 7, 2013-April 17, 2014)
Largest Margin of Victory, Astros:9 (4x, last, September 15, 2019, Hou 12, KC 3)
Largest Margin of Victory, Royals:10 (May 7, 2019, Kc 12, HOU 2)
Most Runs Scored by Astros:14 (July 8, 2001 at Kansas City)
Most Runs Scored by Royals:15 (June 15, 2010 at Kansas City)
Most Runs Scored by Both Teams:22 (June 15, 2010, KC 15, Hou 7)
Longest Game, Innings:12 (2x, last, June 23, 2018 at Kansas City)
** home team in CAPS*

SERIES NOTES

POSTSEASON HISTORY: The Astros snapped a nine-year postseason drought when they matched up against the Royals in the 2015 ALDS...the Royals went on to win the series in five games, despite the Astros initially jumping out to a 2-1 series lead...the Royals went on to win Game 5 behind a strong effort from starter RHP Johnny Cueto and eventually went on to win their second World Series in franchise history.

ASTROS CONNECTION: RHP Zack Greinke returned to Kansas City after a successful stint with the Astros that included an ALCS appearance in all 3 of his seasons with the club, including trips to the World Series in 2019 and 2021...Greinke broke out as one of the top starters in the Majors, winning the Cy Young Award in 2009...he was acquired by the Astros from the Arizona Diamondbacks at the 2019 Trade Deadline...in parts of three seasons with the Astros, Greinke went 22-10 with a 3.89 ERA (130ER/300.2IP) in 52 games (51 starts).

LAST SIGNIFICANT TRADE: The Astros acquired one of the most prolific postseason performers in Major League history, **OF Carlos Beltrán**, from the Royals as part of a three-team deal that also included the Oakland A's in June 2004...to complete the deal, the Astros sent C John Buck to the Royals and RHP Octavio Dotel to Oakland...Beltrán's time in Houston was brief but memorable, putting together one of the best single-season postseason performances in MLB history in 2004...he helped lead the Astros to the NLCS for the first time since 1986...in the 2004 postseason, Beltrán batted .435 (20x46) with 3 doubles, 8 home runs, 14 RBI and six stolen bases in 12 games...Beltrán is the only player in MLB history to have at least 8 home runs, 14 RBI and six stolen bases in a single postseason.

2023 SERIES REVIEW

Date	G	Opp	Score	Rec	Pos	GB	Astros POR	Royals POR	Save	Attend
9/15	148	@KC	L 2-4	83-65	1st	(0.5)	Javier (9-4)	Zerpa (2-3)	Clarke (1)	15,465
9/16	149	@KC	L 8-10	83-66	1st	(0.5)	Neris (6-3)	McArthur (1-0)	Clarke (2)	19,557
9/17	150	@KC	W 7-1	84-66	1st	(1.5)	Valdez (12-10)	Lyles (4-17)	-	15,311
9/22	154	KC	L 5-7	85-69	2nd	0.5	Valdez (12-11)	Ragans (7-4)	McArthur (2)	41,033
9/23	155	KC	L 2-3	85-70	2nd	1.5	France (11-6)	Lyles (5-17)	Clarke (3)	41,692
9/24	156	KC	L 5-6	85-71	2nd	2.5	Brown (11-13)	Marsh (3-8)	McArthur (3)	41,438

ASTROS YEAR-BY-YEAR RESULTS

YEAR	HOME	ROAD	TOTAL	YEAR	HOME	ROAD	TOTAL	YEAR	HOME	ROAD	TOTAL
1997	0-0	1-2	1-2	2009	1-2	0-0	1-2	2017	1-2	2-2	3-4
1998	2-1	0-0	2-1	2010	0-0	1-2	1-2	2018	2-1	3-0	5-1
1999	0-0	3-0	3-0	2012	1-2	0-0	1-2	2019	2-1	3-0	5-1
2000	2-1	0-0	2-1	2013	2-1	0-3	2-4	2021	2-1	1-3	3-4
2001	0-0	3-0	3-0	2014	0-3	3-0	3-3	2022	3-1	2-1	5-2
2005	0-0	2-1	2-1	2015	3-0	1-2	4-2	2023	0-3	1-2	1-5
2006	1-2	0-0	1-2	2016	1-3	2-1	3-4				



MANAGER RON WASHINGTON

First season in Los Angeles (—)
Ninth season overall (664-611)

LOS ANGELES IN 2023

Record:..... 73-89
Finish:..... 4th, AL West

ASTROS ALL-TIME SERIES RESULTS

Overall:..... 121-79
at HOU:..... 62-36
at LAA:..... 59-43
at Neutral..... 2-0

ASTROS RESULTS BY DECADE

2000s:..... 3-3 (.500)
2010s:..... 79-54 (.594)
2020s:..... 39-22 (.639)
Total:..... 121-79 (.605)

WESTERN DIVISION / AMERICAN LEAGUE

LOS ANGELES ANGELS

Angel Stadium • 2000 Gene Autry Way • Anaheim, CA 92806
(714) 940-2000 • (714) 940-2014 (Media Relations) • angels.com

Stadium (Year Opened):..... Angel Stadium (1966)
Capacity/Dimensions:..... 45,603 / 347—396—350

SERIES RECORDS

Longest Winning Streak, Astros:..... 11 (May 28-July 24, 2016)
Longest Winning Streak, Angels:..... 6 (Sept. 4, 2020-April 6, 2021)
Largest Margin of Victory, Astros:..... 14 (April 24, 2021, HOU 16, LAA 2)
Largest Margin of Victory, Angels:..... 10 (April 04, 2014, LAA 11, HOU 1)
Most Runs Scored by Astros:..... 16 (April 24, 2021 vs. LAA)
Most Runs Scored by Angels:..... 14 (July 22, 2018 at LAA)
Most Runs Scored by Both Teams:..... 25 (July 15, 2023, LAA 13, HOU 12)
Longest Game, Innings:..... 13 (2x, last, May 29, 2016 at Los Angeles)

* home team in CAPS #in Monterrey, Mexico

SERIES NOTES

THROUGH 200: With their final matchup in 2023, the Astros and Angels reached 200 games in their all-time series, with the Astros holding 121-79 lead...the Astros have a winning record in 10 of the 13 season series vs. the Angels, dating back to 2004, and have won six of the last seven season series since 2017...the Astros' .605 winning percentage vs. the Halos is their best against any American League West opponent.

LAST SIGNIFICANT TRADE: The Astros have acquired **C Martin Maldonado** via trade on two occasions, with the first time coming from the Angels in exchange for **LHP Patrick Sandoval** on July 20, 2018...Maldonado went on to appear in 41 games with the Astros in 2018 and was re-acquired in a trade with the Chicago Cubs on July 31, 2019...from 2021-23, Maldonado started 344 games at catcher for the Astros, which were the most starts at the position in that span in the American League...he ranks third all-time among Astros catchers with 58 home runs...in the 2023 postseason, Maldonado passed Hall-of-Famer Yogi Berra for the third-most starts at catcher (62) in MLB Postseason history.

2023 SERIES REVIEW

Date	G	Opp	Score	Rec	Pos	GB	Astros POR	Angels POR	Save	Attend
5/8	35	at LAA	L 3-5	17-18	T-3rd	4.5	Montero (0-2)	Moore (2-1)	Estévez (8)	26,064
5/9	36	at LAA	W 3-1	18-18	T-3rd	3.5	Valdez (3-4)	Ohtani (4-1)	Pressly (5)	29,018
5/10	37	at LAA	W 5-4	19-18	3rd	3.5	Javier (3-1)	Canning (2-1)	Pressly (6)	20,420
6/1	56	LAA	W 5-2	33-23	2nd	2.5	Blanco (1-0)	Detmers (0-5)	Pressly (11)	34,037
6/2	57	LAA	W 6-2	34-23	2nd	2.5	Valdez (6-4)	Ohtani (5-2)	-	38,692
6/3	58	LAA	W 9-6	35-23	2nd	2.5	Javier (7-1)	Sandoval (3-5)	-	39,222
6/4	59	LAA	L 1-2	35-24	2nd	3.5	Devenski (3-0)	Maton (0-1)	Estévez (14)	40,831
7/14	92	at LAA	W 7-5	51-41	2nd	2.0	Maton (2-2)	Ohtani (7-5)	Pressly (21)	38,850
7/15	93	at LAA	L 11-12 (10)	51-42	2nd	3.0	Maton (2-3)	Estévez (3-1)	-	37,523
7/16	94	at LAA	W 9-8	52-42	2nd	3.0	Montero (2-3)	Barria (2-5)	Maton (1)	34,679
8/11	117	LAA	W 11-3	67-50	2nd	2.5	Verlander (7-6)	Detmers (2-9)	-	41,152
8/12	118	LAA	W 11-3	68-50	2nd	2.5	France (9-3)	Anderson (5-4)	-	40,311
8/13	119	LAA	L 1-2	68-51	2nd	2.5	Urquidy (2-3)	Silseth (4-1)	Estévez (25)	40,333

ASTROS YEAR-BY-YEAR RESULTS

YEAR	HOME	ROAD	TOTAL	YEAR	HOME	ROAD	TOTAL	YEAR	HOME	ROAD	TOTAL
2004	2-1	0-0	2-1	2016	7-3	6-3	13-6	2021	7-3	6-3	13-6
2007	0-0	1-2	1-2	2017	6-4	6-3	12-7	2022	6-3	7-3	13-6
2013	3-6	7-3	10-9	2018	6-4	7-2	13-6	2023	6-1	4-2	10-3
2014	5-4	2-8	7-12	2019	7-2	5-3	14-5				
2015	6-3	4-6	10-9	2020	2-1	2-5	4-6				



MANAGER ROCCO BALDELLI

Sixth season in Minnesota (375-333)

Sixth full season overall (375-333)

MINNESOTA IN 2023

Record:..... 87-75

Finish:..... 1st, AL Central

ASTROS ALL-TIME SERIES RESULTS

Overall:..... 44-39

at HOU:..... 22-20

at MIN:..... 22-19

ASTROS RESULTS BY DECADE

1990s:..... 4-4 (.500)

2000s:..... 5-7 (.417)

2010s:..... 24-20 (.546)

2020s:..... 11-8 (.579)

Total:..... 44-39 (.530)

CENTRAL DIVISION / AMERICAN LEAGUE

MINNESOTA TWINS

Target Field • 1 Twins Way • Minneapolis, MN 55403

(612) 659-3400 • (612) 659-3400 (Press Box) • twins.com

Stadium (Year Opened):.....Target Field (2010)

Capacity/Dimensions:.....38,544/339—404—328

SERIES RECORDS

Longest Winning Streak, Astros:.....7 (Aug. 9, 2016-July 14, 2017)

Longest Winning Streak, Twins:.....5 (Aug. 2-Sept. 3, 2013)

Largest Margin of Victory, Astros:.....12 (May 4, 2016, HOU 16, Min 4)

Largest Margin of Victory, Twins:.....8 (June 7, 2014, MIN 8, Hou 0)

Most Runs Scored by Astros:.....17 (May 31, 2017 at Minnesota)

Most Runs Scored by Twins:.....13 (June 6, 1999 at Minnesota)

Most Runs Scored by Both Teams:.....24 (May 29, 2017, Hou 16, MIN 8)

Longest Game, Innings:.....13 (Aug. 2, 2013 at Minnesota)

* home team in CAPS

SERIES NOTES

POSTSEASON HISTORY: The Astros and Twins met for the second time in their post-season history in the 2023 American League Division Series, with the Astros winning the series in five games...**IF Jose Altuve** hit a leadoff home run in Game 1 and became the first player in MLB history to hit a home run on the first pitch their team faced in a post-season...**OF Yordan Alvarez** had one of his two multi-homer games of the postseason in the Astros' Game 1 win while **IF José Abreu** helped pace the offense with three home runs and 8 RBI in the series...**IF Royce Lewis** homered in Games 1 and 5 for Minnesota... the first postseason matchup between the clubs came in the 2020 AL Wild Card Series, with the Astros sweeping the series...**LHP Framber Valdez** had a breakout performance in relief in Game 1, tossing five scoreless innings to close out the win...the Astros pitching staff allowed just two runs on seven hits during the two-game AL Wild Card Series.

ASTROS CONNECTIONS: The Astros selected **IF Carlos Correa** with the first overall pick of the 2012 MLB Draft and in parts of seven MLB seasons with the Astros (2015-21), he won the 2015 AL Rookie of the Year, was selected to two All-Star Games, won a Gold Glove, as well as a Platinum Glove, and helped guide the club to its first-ever World Series title in 2017...following the 2021 season, Correa signed a free-agent deal with Minnesota, where he's spent his last two years...another Astros connection comes in **RHP Ryan Pressly**, who was acquired the Twins on July 27, 2018, in exchange for minor leaguers **RHP Jorge Alcalá** and **OF Gilberto Celestino**...Presly has been one of the most dominant closers in baseball since taking over full-time duties for the Astros in 2020 and has logged at least 26 saves in each of the last three seasons...his 102 saves since the beginning of the 2020 season are the 2nd-most among AL pitchers during that span.

2023 SERIES REVIEW

Date	G	Opp	Score	Rec	Pos	GB	Twins POR	Save	Attend
4/6	8	at MIN	L 2-3 (10)	3-5	3rd	2.0	Stanek (1-1)	-	38,465
4/8	9	at MIN	L 6-9	3-6	4th	2.5	Martinez (1-1)	Duran (2)	26,330
4/9	10	at MIN	W 5-1	4-6	T-3rd	1.5	Brown (1-0)	Mahle (1-1)	14,316
5/29	53	MIN	L 5-7 (10)	31-22	2nd	3.0	Abreu (2-1)	Duran (1-1)	40,744
5/30	54	MIN	W 5-1	32-22	2nd	3.0	Bielak (2-2)	Ryan (7-2)	34,604
5/31	55	MIN	L 2-8	32-23	2nd	3.0	Brown (5-2)	Varland (3-1)	37,127

2023 POSTSEASON REVIEW

Date	G	Opp	Score	Rec	Pos	GB	Twins POR	Save	Attend
10/07	DS (1)	MIN	W 6-4	1-0	-	-	Verlander (1-0)	Pressly (1)	43,024
10/08	DS (2)	MIN	L 2-6	1-1	-	-	López (2-0)	Valdez (0-1)	43,017
10/10	DS (3)	@MIN	W 9-1	2-1	-	-	Javier (1-0)	Gray (1-1)	41,017
10/11	DS (4)	@MIN	W 3-2	3-1	-	-	Urquidy (1-0)	Thielbar (0-1)	40,977

ASTROS YEAR-BY-YEAR RESULTS

YEAR	HOME	ROAD	TOTAL	YEAR	HOME	ROAD	TOTAL	YEAR	HOME	ROAD	TOTAL
1997	1-2	0-0	1-2	2009	0-0	2-1	2-1	2018	3-0	1-2	4-2
1998	1-1	0-0	1-1	2013	1-2	0-3	1-5	2019	2-1	1-3	3-4
1999	0-0	2-1	2-1	2014	1-2	2-1	3-3	2021	1-3	2-1	3-4
2000	1-2	0-0	1-2	2015	2-1	1-2	3-3	2022	3-0	3-0	6-0
2001	0-0	1-2	1-2	2016	2-1	3-1	5-2	2023	1-2	1-2	2-4
2006	1-2	0-0	1-2	2017	2-1	3-0	5-1				



MANAGER AARON BOONE

Seventh season in New York (509-361)
Seventh full season overall (509-361)

NEW YORK IN 2023

Record:..... 82-80
Finish:..... 4th, AL East

ASTROS ALL-TIME SERIES RESULTS

Overall:..... 32-43
at HOU:..... 15-20
at NYY:..... 17-23

ASTROS RESULTS BY DECADE

2000s:..... 1-5 (.167)
2010s:..... 22-27 (.449)
2020s:..... 9-11 (.429)
Total:..... 32-43 (.427)

EASTERN DIVISION / AMERICAN LEAGUE

NEW YORK YANKEES

Yankee Stadium • One East 161st Street • Bronx, NY 10451
(718) 579-4460 • yankees.com

Stadium (Year Opened):.....Yankee Stadium (2009)
Capacity/Dimensions:.....46,537/318—408—314

SERIES RECORDS

Longest Winning Streak, Astros:3 (5x, last, June 30 - July 21, 2022)
Longest Winning Streak, Yankees:7 (June 12, 2003-June 13, 2010)
Largest Margin of Victory, Astros:14 (Aug. 25, 2015, Hou 15, NYY 1)
Largest Margin of Victory, Yankees:13 (June 15, 2008, NYY 13, HOU 0)
Most Runs Scored by Astros:15 (Aug. 25, 2015 at New York)
Most Runs Scored by Yankees:16 (April 6, 2016 at New York)
Most Runs Scored by Both Teams:22 (April 6, 2016, NYY 16, HOU 6)
Longest Game, Innings:14 (Sept. 29, 2013 at Houston)
** home team in CAPS*

SERIES NOTES

POSTSEASON HISTORY: The Astros and Yankees have met four separate times in the postseason, including three times in the ALCS...the Astros have won all three of their matchups vs. the Yankees in the ALCS, most-recently with a sweep in the 2022 ALCS...the Astros won in seven games in the 2017 ALCS and they won the 2019 ALCS in six games on the back of a walk-off home run from IF Jose Altuve vs. LHP Aroldis Chapman...the Astros won their first-ever postseason matchup vs. the Yankees with a 3-0 victory in the 2015 Wild Card Game at Yankee Stadium...Altuve has hit .294 (20x68) with four home runs and eight RBI in 18 career postseason games vs. the Yankees.

LAST SIGNIFICANT TRADE: The Astros acquired veteran **C Brian McCann** on November 17, 2016, in exchange for **RHP Albert Abreu** and **RHP Jorge Guzmán**...McCann served as the Astros' starting catcher on their way to the 2017 World Series Championship, batting .241 (84x389) with 18 home runs and 62 RBI in 97 games...at the time, the 18 home runs were the second-most in a single season by an Astros catcher...McCann also started every game of the 2017 postseason...he appeared in 63 games with the Astros in 2018 before re-signing with the Atlanta Braves ahead of the 2019 season.

ASTROS CONNECTION: **RHP Gerrit Cole** won his first career Cy Young Award this offseason following a dominant 2023 campaign in which he went 15-4 with a 2.63 ERA (61ER/209IP) in 33 starts...Cole shined for the Astros from 2018-19 following a trade with the Pittsburgh Pirates...he went 35-10 with a 2.68 ERA (123ER/412.2IP) in 65 starts with the Astros and was selected to two All-Star Games while finishing second in the 2018 American League Cy Young Award voting...Cole was dominant in the postseason for the Astros as well, going 5-2 with a 2.17 ERA (12ER/49.2IP) in seven starts...Cole ranks fourth in Astros postseason history in wins (5) and strikeouts (64)...his 2.17 ERA ranks first in Astros postseason history (min. 45 IP).

2023 SERIES REVIEW

Date	G	Opp	Score	Rec	Pos	GB	Astros POR	Yankees POR	Save	Attend
8/3	110	@NYY	L 3-4	62-48	2nd	1.5	Graveman (3-5)	King (3-4)	Holmes (15)	44,019
8/4	111	@NYY	W 7-3	63-48	2nd	1.5	Brown (8-7)	Severino (2-6)	-	42,105
8/5	112	@NYY	L 1-3	63-49	2nd	2.5	Verlander (6-6)	Hamilton (2-1)	Holmes (16)	41,411
8/6	113	@NYY	W 9-7	64-49	2nd	3.0	France (8-3)	Peralta (3-2)	Abreu (4)	46,345
9/1	136	NYY	L 2-6	77-59	T-1st	-	Verlander (4-2)	Rodon (2-4)	-	41,066
9/2	137	NYY	L 4-5	77-60	2nd	1.0	Brown (10-10)	Brito (6-6)	Holmes (17)	41,427
9/3	138	NYY	L 1-6	77-61	T-2nd	1.0	Javier (9-3)	King (4-5)	-	41,514

ASTROS YEAR-BY-YEAR RESULTS

YEAR	HOME	ROAD	TOTAL	YEAR	HOME	ROAD	TOTAL	YEAR	HOME	ROAD	TOTAL
2003	0-0	1-2	1-2	2015	2-2	2-1	4-3	2021	1-2	1-2	2-4
2008	0-3	0-0	0-3	2016	1-2	1-2	2-4	2022	3-0	2-2	5-2
2010	0-0	0-3	0-3	2017	2-1	3-1	5-2	2023	0-3	2-2	2-5
2013	0-3	1-2	1-5	2018	1-3	1-2	2-5				
2014	2-1	2-1	4-2	2019	3-0	1-3	4-3				



MANAGER MARK KOTSAJ

Third season in Oakland (110-214)
Third season overall (110-214)

OAKLAND IN 2023

Record:.....50-112
Finish:.....5th, AL West

ASTROS ALL-TIME SERIES RESULTS

Overall:.....107-93
at HOU:.....55-42
at OAK:.....52-51

ASTROS RESULTS BY DECADE

2000s:.....1-5 (.167)
2010s:.....70-63 (.526)
2020s:.....36-25 (.590)
Total:.....107-93 (.535)

WESTERN DIVISION / AMERICAN LEAGUE

OAKLAND ATHLETICS

Oakland Coliseum • 7000 Coliseum Way • Oakland, CA 94621
(510) 638-4900 • athletics.com

Stadium (Year Opened):.....Oakland Coliseum (1968)
Capacity/Dimensions:.....46,847/330—400—330

SERIES RECORDS

Longest Winning Streak, Astros:.....10 (July 20, 2016-April 28, 2017)
Longest Winning Streak, Athletics:.....12 (June 13, 2007-July 22, 2013)
Largest Margin of Victory, Astros:.....15 (Sept. 9, 2019, HOU 15, Oak 0)
Largest Margin of Victory, Athletics:.....14 (Sept. 10, 2019, Oak 21, HOU 7)
Most Runs Scored by Astros:.....16 (May 7, 2018 at Oakland)
Most Runs Scored by Athletics:.....21 (Sept. 10, 2019 at Houston)
Most Runs Scored by Both Teams:.....28 (Sept. 10, 2019, Oak 21, HOU 7)
Longest Game, Innings:.....13 (Aug. 7, 2020 at Oakland)
** home team in CAPS*

SERIES NOTES

POSTSEASON HISTORY: The Astros and A's have linked up once in the postseason, with the Astros winning the 2020 ALDS in four games...the Astros belted 12 home runs and batted .322 (46x143) with a .982 OPS as a team during the series...**Carlos Correa** (3), **Jose Altuve** (2), **Michael Brantley** (2) and **George Springer** (2) each belted multiple home runs...the series was played at Petco Park in San Diego due to the COVID-19 pandemic...the 2020 ALDS is Oakland's most-recent trip to the postseason.

LAST SIGNIFICANT TRADE: Prior to the 2013 season, the Astros acquired **IF Chris Carter**, **RHP Brad Peacock** and **C Max Stassi** from the A's in exchange for **IF Jed Lowrie** and **RHP Fernando Rodriguez**...Peacock made 178 appearances with the Astros from 2013-20, pitching in a hybrid starter-reliever role...in 2017, he went 13-2 with a 3.00 ERA (44ER/132IP) in 34 games (21 starts) in the regular season and recorded a 2.45 ERA (2ER/7.1IP) with a save in four appearances during the World Series...Stassi debuted with the Astros and appeared every season from 2013-19, working mostly as a reserve catcher...he appeared in 88 games in 2018, batting .226 (50x221) with eight home runs and 27 RBI...Carter produced prodigious power numbers in his time with the Astros (2013-16), hitting 90 home runs in 422 games...he ranked second in the American League with 37 home runs in 2014...Carter worked at first base and left field but was a beneficiary of the Astros' move to the American League in 2013, starting in 171 games at designated hitter with the club.

SERIES SUCCESS: Excluding the pandemic-shortened 2020 season, the Astros have won the season series vs. Oakland in eight consecutive years, going 91-55 (.623) during that span.

2023 SERIES REVIEW

Date	G	Opp	Score	Rec	Pos	GB	Astros POR	Athletics POR	Save	Attend
5/19	44	OAK	W 5-1	25-19	2nd	2.0	Bielak (1-1)	Waldichuk (1-3)	-	34,931
5/20	45	OAK	W 3-2	26-19	2nd	2.0	Neris (3-1)	Lovelady (0-2)	Pressly (8)	35,475
5/21	46	OAK	W 2-0	27-19	2nd	2.0	VALDEZ (4-4)	Kaprielian (0-4)	-	39,820
5/26	47	@OAK	W 5-2	29-21	2nd	3.0	Brown (5-1)	Kaprielian (0-5)	Pressly (9)	13,345
5/27	48	@OAK	W 6-3	30-21	2nd	3.0	Valdez (5-4)	Pruitt (1-2)	Pressly (10)	9,293
5/28	49	@OAK	W 10-1	31-21	2nd	2.0	Javier (6-1)	Medina (0-4)	-	8,809
7/20	97	@OAK	W 3-1	54-43	2nd	4.0	France (5-3)	Harris (2-4)	Pressly (22)	4,757
7/21	98	@OAK	W 6-4	55-43	2nd	3.0	Valdez (8-6)	Sears (1-7)	Pressly (23)	6,810
7/22	99	@OAK	L 1-4	55-44	2nd	3.0	Javier (7-2)	Pruitt (2-6)	May (9)	14,507
7/23	100	@OAK	W 3-2	56-44	2nd	3.0	Neris (6-3)	Smith (1-2)	Abreu (3)	11,231
9/11	145	OAK	L 0-4	82-63	1st	(2.0)	Valdez (11-10)	Waldichuk (3-7)	-	29,807
9/12	146	OAK	L 2-6	82-64	1st	(1.0)	Verlander (11-8)	Sears (5-11)	-	36,504
9/13	147	OAK	W 6-2	83-64	1st	(0.5)	Brown (11-11)	Blackburn (4-5)	-	37,864

ASTROS YEAR-BY-YEAR RESULTS

YEAR	HOME	ROAD	TOTAL	YEAR	HOME	ROAD	TOTAL	YEAR	HOME	ROAD	TOTAL
2002	0-0	0-3	0-3	2016	8-2	5-4	13-6	2021	5-4	6-4	11-8
2007	1-2	0-0	1-2	2017	6-3	6-4	12-7	2022	7-3	5-4	12-7
2013	1-8	3-7	4-15	2018	5-5	7-2	12-7	2023	4-2	6-1	10-3
2014	5-5	3-6	8-11	2019	6-4	5-4	11-8				
2015	5-4	5-5	10-9	2020	2-0	1-7	3-7				



MANAGER SCOTT SERVAIS

Ninth season in Seattle (616-578)

Ninth season overall (616-578)

SEATTLE IN 2023

Record:..... 88-74

Finish:.....3rd, AL West

ASTROS ALL-TIME SERIES RESULTS

Overall:..... 122-81

at HOU:..... 63-45

at SEA:..... 59-36

ASTROS RESULTS BY DECADE

2000s:..... 6-3 (.667)

2010s:..... 82-51 (.617)

2020s:..... 34-27 (.557)

Total:..... 122-81 (.601)

WESTERN DIVISION / AMERICAN LEAGUE

SEATTLE MARINERS

T-Mobile Park • 1250 First Avenue South • Seattle, WA 98134

(206) 346-4000 • (206) 346-4639 (Press Box) • mariners.com

Stadium (Year Opened):.....T-Mobile Park (1999)

Capacity/Dimensions:.....47,349/331—401—326

SERIES RECORDS

Longest Winning Streak, Astros:.....15 (June 6, 2019-July 25, 2020)

Longest Winning Streak, Mariners:.....6 (July 19-Aug. 31, 2013)

Largest Margin of Victory, Astros:.....20 (Sept. 8, 2019, HOU 21, Sea 1)

Largest Margin of Victory, Mariners:.....13 (June 5, 2019, SEA 14, Hou 1)

Most Runs Scored by Astros:.....21 (Sept. 8, 2019 at Houston)

Most Runs Scored by Mariners:.....14 (June 5, 2019 at Seattle)

Most Runs Scored by Both Teams:.....25 (April 9, 2013, Hou 16, SEA 9)

Longest Game, Innings:.....14 (June 6, 2019 at Seattle)

* home team in CAPS

SERIES NOTES

POSTSEASON HISTORY: The Astros and Mariners linked up for the first time in the postseason in the 2022 ALDS...the Astros swept the series en route to their second World Series Championship...the Astros snatched a win in Game 1, with **Yordan Alvarez** delivering a walk-off three-run home run...the series had an epic finish, with the Astros winning 1-0 in Game 3...the clubs were scoreless through 15 innings in the Astros' Game 3 win, marking the most scoreless innings to begin a postseason game in MLB history.

LAST SIGNIFICANT TRADE: The Astros acquired RHPs **Kendall Graveman** and **Rafael Montero** from the Mariners on July 27, 2021, in exchange for **IF Abraham Toro** and **RHP Joe Smith**...Montero, who signed a three-year contract with the Astros prior to the 2023 season, has gone 8-6 with a 3.56 ERA (56ER/141.2IP) and 15 saves in 143 appearances in parts of three seasons with Houston...Graveman departed in free agency to the Chicago White Sox following the 2021 season but was reacquired by the Astros on July 28, 2023, but will miss the 2024 season due to offseason shoulder surgery...in parts of two seasons with the Astros, Graveman has gone 3-3 with a 2.78 ERA (14ER/45.1IP) in 46 appearances.

ASTROS CONNECTION: Mariners manager **Scott Servais** had an 11-year Major League career as a catcher, which began and ended in the Astros organization...the Astros selected Servais in the 3rd round of the 1988 MLB Draft from Creighton University and he appeared with the Astros from 1991-94, as well as his final season in the Majors in 2001...Servais appeared in 295 games with the Astros across parts of six seasons.

2023 SERIES REVIEW

Date	G	Opp	Score	Rec	Pos	GB	Astros POR	Mariners POR	Save	Attend
5/5	32	@SEA	W 6-4	17-15	3rd	1.5	Abreu (1-0)	Brash (3-3)	Pressly (4)	32,944
5/6	33	@SEA	L 5-7	17-16	3rd	2.5	Montero (0-1)	Saucedo (1-0)	-	40,328
5/7	34	@SEA	L 1-3	17-17	3rd	3.5	Bielak (0-1)	Miller (1-0)	Topa (1)	42,227
7/6	88	SEA	L 1-5	49-39	2nd	2.0	Blanco (2-1)	Kirby (8-7)	-	40,562
7/7	89	SEA	L 1-10	49-40	2nd	3.0	Brown (6-6)	Castillo (6-6)	-	34,737
7/8	90	SEA	W 3-2	50-40	2nd	2.0	Neris (5-2)	Muñoz (2-2)	Pressly (20)	37,112
7/9	91	SEA	L 1-3	50-41	2nd	2.0	Bielak (4-5)	Gilbert (7-5)	Seawald (17)	39,421
8/18	123	SEA	L 0-2	70-53	2nd	2.5	France (9-4)	Miller (8-4)	Muñoz (7)	38,060
8/19	124	SEA	L 3-10	70-54	2nd	2.5	Valdez (9-9)	Gilbert (11-5)	-	38,280
8/20	125	SEA	L 6-7	70-55	2nd	2.5	Brown (9-9)	Brash (9-4)	Speier (1)	36,642
9/25	157	@SEA	W 5-1	86-71	2nd	2.5	Verlander (12-8)	Castillo (14-8)	-	39,920
9/26	158	@SEA	L 2-6	86-72	2nd	2.5	Javier (9-5)	Kirby (12-10)	-	40,035
9/27	159	@SEA	W 8-3	87-72	2nd	2.0	Graveman (5-6)	Miller (8-7)	-	38,019

ASTROS YEAR-BY-YEAR RESULTS

YEAR	HOME	ROAD	TOTAL	YEAR	HOME	ROAD	TOTAL	YEAR	HOME	ROAD	TOTAL
2002	1-2	0-0	1-2	2015	7-3	5-4	12-7	2020	6-1	1-2	7-3
2004	0-0	2-1	2-1	2016	6-4	5-4	11-8	2021	7-3	4-5	11-8
2007	3-0	0-0	3-0	2017	7-3	7-2	14-5	2022	7-3	5-4	12-7
2013	3-7	6-3	9-10	2018	2-7	7-3	9-10	2023	1-7	3-3	4-10
2014	3-6	6-4	9-10	2019	10-0	8-1	18-1				



MANAGER KEVIN CASH

10th season in Tampa Bay (739-617)
10th season overall (739-617)

TAMPA BAY IN 2023

Record:..... 99-63
Finish:..... 2nd, AL East

ASTROS ALL-TIME SERIES RESULTS

Overall:..... 36-42
at HOU:..... 20-22
at TB:..... 16-20

ASTROS RESULTS BY DECADE

2000s:..... 5-1 (.833)
2010s:..... 19-35 (.352)
2020s:..... 12-6 (.667)
Total:..... 36-42 (.462)

EASTERN DIVISION / AMERICAN LEAGUE

TAMPA BAY RAYS

Tropicana Field • One Tropicana Drive • St. Petersburg, FL 33705
(727) 825-3242 • raysbaseball.com

Stadium (Year Opened):..... Tropicana Field (1990)
Capacity/Dimensions:..... 25,025/315—404—322

SERIES RECORDS

Longest Winning Streak, Astros: 4 (2x, last, Sept. 30, 2021-Sept. 21, 2022)
Longest Winning Streak, Rays: 7 (May 22, 2010-July 2, 2013)
Largest Margin of Victory, Astros: 14 (Aug. 27, 2019, HOU 15, TB 1)
Largest Margin of Victory, Rays: 12 (July 1, 2013, TB 12, HOU 0)
Most Runs Scored by Astros: 17 (July 29, 2023 at Houston)
Most Runs Scored by Rays: 14 (June 26, 2011 at Houston)
Most Runs Scored by Both Teams: 24 (June 26, 2011, TB 14, HOU 10)
Longest Game, Innings: 13 (Aug. 19, 2015 at Houston)
* home team in CAPS

SERIES NOTES

POSTSEASON HISTORY: The Astros and Rays have met twice in the postseason, with the Rays most-recently thwarting a chance for the Astros to make back-to-back World Series appearances by winning the 2020 ALCS in seven games...the two clubs also linked up in the playoffs the year prior, with the Astros winning the 2019 ALDS in five games...**OF Randy Arozarena** homered twice in the Rays' Game 7 win in the 2020 ALCS while former Astro **RHP Charlie Morton** got the start and tossed 5.2 scoreless innings...the Astros scored four runs in the first inning off Rays starter **RHP Tyler Glasnow** to help fuel their winner-take-all victory in Game 5 of the 2019 ALDS at Minute Maid Park.

LAST SIGNIFICANT TRADE: The most-recent trade between the two clubs came at the 2022 Trade Deadline, with Tampa Bay acquiring **OF Jose Siri** from the Astros as part of a three-team deal that netted Houston **IF Trey Mancini** from the Baltimore Orioles...the last significant trade between strictly the two clubs came on December 14, 2003, when the Astros acquired **RHP Brandon Backe** in exchange for utility **IF Geoff Blum**...Backe was a constant in the Astros rotation from 2004-09, making 79 starts, along with seven postseason appearances, during that span...a native of Galveston, Texas, Backe tossed seven scoreless innings in Game 4 of the 2005 World Series vs. the Chicago White Sox, marking the longest scoreless outing in Astros World Series history...Blum had two separate stints with the Astros as a player (2002-03, 2008-10) and is entering his ninth season as the club's TV color broadcaster.

2023 SERIES REVIEW

Date	G	Opp	Score	Rec	Pos	GB	Astros POR	Rays POR	Save	Attend
4/24	23	@TB	L 3-8	12-11	2nd	1.5	Urquidy (1-2)	Bradley (3-0)	-	10,611
4/25	24	@TB	W 5-0	13-11	2nd	1.5	Garcia (2-2)	Rasmussen (3-2)	-	9,916
4/26	25	@TB	W 1-0	14-11	2nd	0.5	Brown (3-0)	Faucher (0-1)	Pressly (2)	14,168
7/28	104	TB	L 3-4	58-46	2nd	2.0	Pressly (3-3)	Poche (8-3)	Fairbanks (13)	38,592
7/29	105	TB	W 17-4	59-46	2nd	1.0	Brown (7-7)	Bradley (5-7)	-	40,004
7/30	106	TB	L 2-8	59-47	2nd	1.0	Bielak (5-6)	Littell (1-2)	-	40,357

ASTROS YEAR-BY-YEAR RESULTS

YEAR	HOME	ROAD	TOTAL	YEAR	HOME	ROAD	TOTAL	YEAR	HOME	ROAD	TOTAL
2003	3-0	0-0	3-0	2014	1-2	1-3	2-5	2019	2-1	1-3	3-4
2008	0-0	2-1	2-1	2015	2-2	0-3	2-5	2021	2-1	2-1	4-2
2010	1-2	0-0	1-2	2016	2-1	1-2	3-3	2022	2-1	3-0	5-1
2011	0-3	0-0	0-3	2017	1-3	2-1	3-4	2023	1-2	2-1	3-3
2013	1-3	1-2	2-5	2018	2-1	1-3	3-4				



MANAGER BRUCE BOCHY

Second season in Texas (90-72)
27th season overall (2,093-2,101)

TEXAS IN 2022

Record:.....90-72
Finish:.....2nd, AL West

ASTROS ALL-TIME SERIES RESULTS

Overall:.....132-134
at HOU:.....69-64
at TEX:.....63-70

ASTROS RESULTS BY DECADE

2000s:.....26-28 (481)
2010s:.....64-87 (424)
2020s:.....42-19 (689)
Total:.....132-134 (496)

WESTERN DIVISION / AMERICAN LEAGUE

TEXAS RANGERS

Globe Life Field • 734 Stadium Drive • Arlington, TX 76011
(817) 273-5203 • (817) 533-1914 (Press Box) • texasrangers.com

Stadium (Year Opened):.....Globe Life Field (2020)
Capacity/Dimensions:.....40,518/329—407—326

SERIES RECORDS

Longest Winning Streak, Astros:.....8 (May 12-July 4, 2018)
Longest Winning Streak, Rangers:.....12 (July 7, 2013-April 11, 2014)
Largest Margin of Victory, Astros:.....14 (Sept. 13, 2021, Hou 15 TEX 1)
Largest Margin of Victory, Rangers:.....15 (2x, last, May 21, 2005, TEX 18, Hou 3)
Most Runs Scored by Astros:.....15 (2x, last, Sept. 13, 2021 at Texas)
Most Runs Scored by Rangers:.....18 (2x, last, May 21, 2005 at Texas)
Most Runs Scored by Both Teams:.....24 (May 16, 2008, TEX 16, Hou 8)
Longest Game, Innings:.....14 (April 12, 2015 at Texas)
** home team in CAPS*

SERIES NOTES

TOPSY TURVY 2023: The 2023 campaign was the most memorable between the in-state rivals, culminating in a matchup in the 2023 ALCS in which the Rangers won and went on to win their first World Series Championship...the Astros clinched their third consecutive American League West Division title on the final day of the regular season...the two clubs had the same regular-season record but the Astros won the tiebreaker thanks to winning the season series...the Rangers took two of the first three games in the 2023 season series but the Astros went on to win seven-of-nine games vs. the Rangers to close out the year, including a three-game sweep from Sept. 4-6 at Globe Life Field in which the Astros outscored the Rangers 39-10...the Astros took a 3-2 lead in the ALCS after winning three straight games at Globe Life Field, including a go-ahead home run from IF Jose Altuve in the ninth inning of Game 5...the Rangers then won two consecutive games at Minute Maid Park to win the series on the back of a remarkable performance from OF Adolis García, who won the ALCS MVP...García hit .357 (10x28) with 5 home runs and 15 RBI during the ALCS...the five home runs were the second-most in a single postseason series in MLB history

2023 SERIES REVIEW

Date	G	Opp	Score	Rec	Pos	GB	Astros POR	Rangers POR	Save	Attend
4/14	14	TEX	L 2-6	6-8	T-3rd	2.5	Garcia (0-2)	Pérez (2-1)	-	39,343
4/15	15	TEX	W 8-2	7-8	T-3rd	1.5	Brown (2-0)	Ragans (2-1)	-	39,257
4/16	16	TEX	L 1-9	7-9	4th	2.5	Valdez (1-2)	Burke (1-0)	-	39,122
6/30	82	@TEX	W 5-3	45-37	2nd	4.0	Blanco (2-0)	Gray (6-4)	Pressly (16)	39,174
7/1	83	@TEX	L 2-5	45-38	2nd	5.0	Brown (6-5)	Eovaldi (10-3)	-	40,380
7/2	84	@TEX	W 5-3	46-38	2nd	4.0	Neris (4-2)	Sborz (4-3)	Pressly (17)	39,580
7/3	85	@TEX	W 12-11	47-38	2nd	3.0	Abreu (3-2)	Smith (1-3)	Pressly (18)	38,396
7/24	101	TEX	W 10-9	57-44	2nd	2.0	Pressly (3-2)	Speas (0-2)	-	37,973
7/25	102	TEX	W 4-3	58-44	2nd	1.0	France (6-3)	Rodriguez (0-1)	Pressly (24)	40,520
7/26	103	TEX	L 5-13	58-45	2nd	2.0	Valdez (8-7)	Heaney (7-6)	-	40,398
9/4	139	@TEX	W 13-6	78-61	T-1st	-	Montero (3-3)	Sborz (5-7)	-	39,181
9/5	140	@TEX	W 14-1	79-61	1st	(1.0)	Valdez (11-9)	Eovaldi (11-4)	-	33,678
9/6	141	@TEX	W 12-3	80-61	1st	(1.0)	Verlander (11-7)	Scherzer (12-6)	-	36,417

2023 POSTSEASON REVIEW

Date	G	Opp	Score	Rec	Pos	GB	Astros POR	Rangers POR	Save	Attend
10/15	LCS (1)	TEX	L 0-2	0-1	-	-	Verlander (0-1)	Montgomery (1-0)	Leclerc (1)	42,872
10/16	LCS (2)	TEX	L 4-5	0-2	-	-	Valdez (0-1)	Eovaldi (1-0)	Leclerc (2)	42,879
10/18	LCS (3)	@TEX	W 8-5	1-2	-	-	Javier (1-0)	Scherzer (0-1)	Pressly (1)	42,368
10/19	LCS (4)	@TEX	W 10-3	2-2	-	-	Staneik (1-0)	Dunning (0-1)	-	42,060
10/20	LCS (5)	@TEX	W 5-4	3-2	-	-	Pressly (1-0)	-	-	-

ASTROS YEAR-BY-YEAR RESULTS

YEAR	HOME	ROAD	TOTAL	YEAR	HOME	ROAD	TOTAL	YEAR	HOME	ROAD	TOTAL
2001	1-2	2-1	3-3	2009	0-3	1-2	1-5	2017	5-5	7-2	12-7
2002	2-1	2-1	4-2	2010	0-3	1-2	1-5	2018	3-6	9-1	12-7
2003	1-2	3-0	4-2	2011	1-2	1-2	2-4	2019	9-0	4-6	13-6
2004	2-1	1-2	3-3	2012	1-2	0-3	1-5	2020	4-2	1-3	5-5
2005	2-1	0-3	2-4	2013	1-9	1-8	2-17	2021	9-0	5-5	14-5
2006	2-1	2-1	4-2	2014	7-3	4-5	11-8	2022	7-3	7-2	14-5
2007	1-2	1-2	2-4	2015	4-5	2-8	6-13	2023	3-3	6-1	9-4
2008	2-1	1-2	3-3	2016	2-7	2-8	4-15				

2024 OPPONENTS



MANAGER JOHN SCHNEIDER

Second full season in Toronto (89-73)
Second full season overall (135-101)

TORONTO IN 2023

Record: 89-73
Finish: 3rd, AL East

ASTROS ALL-TIME SERIES RESULTS

Overall: 39-33
at HOU: 24-12
at TOR: 15-21

ASTROS RESULTS BY DECADE

2000s: 3-0 (1,000)
2010s: 27-23 (.540)
2020s: 9-10 (.474)
Total: 39-33 (.542)

EASTERN DIVISION / AMERICAN LEAGUE

TORONTO BLUE JAYS

Rogers Centre • 1 Blue Jays Way • Toronto, Ontario M5V 1J1
(416) 341-1000 • bluejays.com

Stadium (Year Opened): Rogers Centre (1989)
Capacity/Dimensions: 41,500/328—400—328

SERIES RECORDS

Longest Winning Streak, Astros: 7 (Aug. 1, 2014-May 17, 2015)
Longest Winning Streak, Blue Jays: 3 (5x, last, June 6-8, 2023)
Largest Margin of Victory, Astros: 18 (July 9, 2017, Hou 19, TOR 1)
Largest Margin of Victory, Blue Jays: 12 (June 16, 2019, Tor 12, HOU 0)
Most Runs Scored by Astros: 19 (July 9, 2017 at Toronto)
Most Runs Scored by Blue Jays: 12 (2x, last, June 16, 2019 at Houston)
Most Runs Scored by Both Teams: 23 (Aug. 4, 2017, HOU 16, Tor 7)
Longest Game, Innings: 14 (Aug. 1, 2016 at Houston)
** home team in CAPS*

SERIES NOTES

LAST SIGNIFICANT TRADE: The Astros acquired utility man **Aledmys Diaz** from the Blue Jays on November 17, 2018, in exchange for **RHP Trent Thornton**...Diaz batted .255 (221x867) with 32 home runs and 129 RBI in 262 games from 2019-23...one of his best assets during his time with the Astros was his versatility, making starts at left field, right field, third base, shortstop, second base and first base during his tenure with the club... Diaz entered free agency following the 2022 campaign and signed a two-year contract with the Oakland A's...while with the Astros, Diaz helped form a strong Cuban contingent among Astros position players that also included **OF Yordan Alvarez** and **IF Yuli Gurriel**.

ASTROS CONNECTION: The Astros selected **OF George Springer** with the 11th overall pick of the 2011 MLB Draft and he was a three-time All-Star, two-time Silver Slugger while winning the 2017 World Series MVP during his seven-year tenure with the club (2014-20)...entering the 2024 season, he ranked sixth in Astros history with 174 home runs...his 39 leadoff home runs with the Astros ranked second in club history behind only Hall-of-Famer Craig Biggio (39)...Springer also ranked tied for second in Astros postseason history in home runs (19), fourth in doubles (15), sixth in RBI (38) and sixth in games played (63)...Springer entered free agency following the 2020 season and signed a six-year contract with the Blue Jays.

FAMILY CONNECTION: The Blue Jays selected **IF Cavan Biggio**, son of Astros icon **Craig Biggio**, in the fifth round of the 2016 MLB Draft from the University of Notre Dame... Cavan has appeared in parts of five seasons with the Blue Jays (2019-23), including a career-high 111 games played in 2013...Cavan has appeared all over the diamond, making starts at every position outside of catcher and shortstop, but has spent the most time at the same position his father played for the majority of his career, with 227 appearances at second base.

2023 SERIES REVIEW

Date	G	Opp	Score	Rec	Pos	GB	Astros POR	Blue Jays POR	Save	Attend
4/17	17	TOR	W 9-2	8-9	T-3rd	2.5	Javier (2-0)	Gausman (1-2)	-	30,873
4/18	18	TOR	L 2-4	8-10	T-3rd	3.5	Urquidy (1-1)	Bassitt (2-2)	Romano (7)	32,602
4/19	19	TOR	W 8-1	9-10	T-3rd	3.5	Garcia (1-2)	Berrios (1-3)	-	40,545
6/5	60	@TOR	W 11-4	36-24	2nd	3.5	Bielak (3-2)	Manoah (1-7)	-	23,982
6/6	61	@TOR	L 1-5	36-25	2nd	4.5	Brown (5-3)	Gausman (5-3)	-	30,079
6/7	62	@TOR	L 2-3	36-26	2nd	4.5	Neris (3-2)	Bassitt (7-4)	Romano (16)	26,724
6/8	63	@TOR	L 2-3	36-27	2nd	5.0	Valdez (6-5)	Berrios (6-4)	Romano (17)	28,284

ASTROS YEAR-BY-YEAR RESULTS

YEAR	HOME	ROAD	TOTAL	YEAR	HOME	ROAD	TOTAL	YEAR	HOME	ROAD	TOTAL
2005	3-0	0-0	3-0	2015	4-0	0-3	4-3	2019	2-1	2-1	4-2
2011	0-0	2-1	2-1	2016	1-3	1-2	2-5	2021	2-1	2-1	4-2
2013	2-1	1-3	3-4	2017	2-1	2-2	4-3	2022	1-2	1-2	2-4
2014	3-1	1-2	4-3	2018	2-1	2-1	4-2	2023	2-1	1-4	3-5



MANAGER TOREY LOVULLO

Eighth season in Arizona (495-537)
Eighth season overall (495-537)

ARIZONA IN 2023

Record:.....84-78
Finish:.....2nd, NL West

ASTROS ALL-TIME SERIES RESULTS

Overall:.....67-79
at HOU:.....33-37
at ARI:.....34-42

ASTROS RESULTS BY DECADE

1990s:.....9-9 (.500)
2000s:.....29-23 (.426)
2010s:.....19-25 (.432)
2020s:.....10-6 (.625)
Total:.....67-79 (.459)

WESTERN DIVISION / NATIONAL LEAGUE

ARIZONA DIAMONDBACKS

Chase Field • 401 E. Jefferson St. • Phoenix, AZ 85001
(602) 462-6500 • (602) 462-4565 (Press Box) • dbacks.com

Stadium (Year Opened).....Chase Field (2005)
Capacity/Dimensions:.....48,330/330—407—335

SERIES RECORDS

Longest Winning Streak, Astros:.....4 (3x, last, Aug. 1-Oct. 3, 2015)
Longest Winning Streak, Diamondbacks:.....9 (Aug. 9, 2011-Aug. 19, 2012)
Largest Margin of Victory, Astros:.....16 (Oct. 2, 2015, Hou 21, ARI 5)
Largest Margin of Victory, Diamondbacks:.....10 (2x, last, Aug. 15, 2008, Ari 12, HOU 2)
Most Runs Scored by Astros:.....21 (Oct. 2, 2015 at Arizona)
Most Runs Scored by Diamondbacks:.....14 (Aug. 28, 2009 at Arizona)
Most Runs Scored by Both Teams:.....26 (Oct. 2, 2015, ARI 5, Hou 21)
Longest Game, Innings:.....13 (June 5, 2002 at Arizona)
** home team in CAPS*

SERIES NOTES

SUPER SWEEP: The Astros entered their final series of the 2023 season -- a three-game series vs. the Diamondbacks at Chase Field -- trailing the Rangers by one game for first place in the American League West...the Astros won the first two games of the series to secure a spot in the postseason and then finished off the sweep to clinch their third straight AL West Division title...**RHP José Urquidy** made a spot start in the series opener and tossed six scoreless innings as the Astros picked up a 2-1 win...**RHP Justin Verlander** then logged five scoreless innings to help lead the Astros to a 1-0 win in game two of the series...**IFs Alex Bregman** and **José Abreu** each homered in an 8-1 rout to finish the sweep and clinch the division title.

LAST SIGNIFICANT TRADE: The Astros added a potential future Hall-of-Famer at the buzzer of the 2019 Trade Deadline, acquiring **RHP Zack Greinke** from the Diamondbacks...the Astros sent **RHP Corbin Martin**, **RHP J.B. Bukauskas**, **OF Seth Beer** and **IF Josh Rojas** to Arizona to complete the deal...Greinke went 22-10 with a 3.89 ERA (130ER/300.2IP) in 52 games (51 starts) in parts of three seasons with the Astros...Greinke also appeared in 11 postseason games (10 starts) with the Astros, going 1-2 with a 4.30 ERA (22ER/46IP).

ASTROS CONNECTION: Prior to being named Arizona's pitching coach ahead of the 2022 season, Brent Strom served as Houston's pitching coach from 2014-21...during his Astros tenure, the team went 675-519 and the pitching staff recorded a 3.80 ERA while reaching the postseason six times...also during Strom's tenure, the Astros developed a group of pitchers that currently make up part of the core of the team's rotation, including **RHP Lance McCullers Jr.**, **LHP Framber Valdez**, **RHP Cristian Javier**, **RHP José Urquidy** and **RHP Luis García**.

2023 SEASON REVIEW

Date	G	Opp	Score	Rec	Pos	GB	Astros POR	DBacks POR	Save	Attend
9/29	160	@ARI	W 2-1	88-72	2nd	1.0	Urquidy (3-3)	Gallen (17-9)	Pressly (31)	36,133
9/30	161	@ARI	W 1-0	89-72	2nd	1.0	Verlander (13-8)	Kelly (12-8)	Abreu (5)	36,789
10/1	162	@ARI	W 8-1	90-72	1st	-	Javier (10-5)	Nelson (7-4)	-	30,703

ASTROS YEAR-BY-YEAR RESULTS

YEAR	HOME	ROAD	TOTAL	YEAR	HOME	ROAD	TOTAL	YEAR	HOME	ROAD	TOTAL
1998	2-1	3-3	5-4	2006	1-2	4-2	5-4	2015	2-1	2-1	4-2
1999	3-3	1-2	4-5	2007	2-1	0-4	2-5	2016	1-1	2-0	3-1
2000	0-3	1-3	1-6	2008	1-2	1-2	2-4	2017	1-1	1-1	2-2
2001	2-1	2-1	4-2	2009	2-1	2-4	4-5	2018	2-1	1-2	3-3
2002	2-1	1-2	3-3	2010	1-3	2-1	3-4	2020	2-1	1-2	3-3
2003	1-2	0-3	1-5	2011	0-3	1-3	1-6	2021	2-1	-	2-1
2004	2-2	2-0	4-2	2012	0-3	0-3	0-6	2022	1-1	1	2-2
2005	1-2	2-1	3-3	2014	2-0	1-1	3-1	2023	-	3-0	3-0



MANAGER BRIAN SNITKER

Ninth season in Atlanta (646-509)
Ninth season overall (646-509)

ATLANTA IN 2023

Record: 104-58
Finish: 1st, NL East

ASTROS ALL-TIME SERIES RESULTS

Overall: 330-383
at HOU: 176-186
at ATL: 154-197

ASTROS RESULTS BY DECADE

1960s: 49-95-1 (.340)
1970s: 91-85 (.517)
1980s: 96-78 (.552)
1990s: 53-71 (.427)
2000s: 28-36 (.438)
2010s: 4-14 (.222)
2020s: 4-2 (.667)
Total: 330-383 (.463)

EASTERN DIVISION | NATIONAL LEAGUE

ATLANTA BRAVES

Truist Park • 755 Battery Avenue, SE • Atlanta, GA 30339
(404) 522-7630 • (404) 614-1463 (Press Box) • braves.com

Stadium (Year Opened): Truist Park (2017)
Capacity/Dimensions: 41,184/335—400—325

SERIES RECORDS

Longest Winning Streak, Astros: 9 (Sept. 27, 1986-May 1, 1987)
Longest Winning Streak, Braves: 12 (July 4, 1966-Sept. 4, 1966)
Largest Margin of Victory, Astros: 13 (May 20, 1978, HOU 13, Atl 0)
Largest Margin of Victory, Braves: 16 (May 8, 2005, ATL 16, Hou 0)
Most Runs Scored by Astros: 16 (May 30, 1976 at Atlanta)
Most Runs Scored by Braves: 16 (2x, last, May 8, 2005, at Atlanta)
Most Runs Scored by Both Teams: 23 (8/2/07, Hou 12, ATL 11)
Longest Game, Innings: 17 (3x, last, 7/6/08 at Atlanta)
* home team in CAPS

SERIES NOTES

POSTSEASON HISTORY: The Astros and Braves have an extensive postseason history, with the clubs most-recently meeting in the 2021 World Series...the Braves won that World Series in six games, giving them their first title since 1995...the teams have met in the NLDS on five occasions (1997, 1999, 2001, 2004-05)...the Braves went on to reach the World Series in 1999 after defeating the Astros in four games in that year's NLDS...the Astros won the 2004 NLDS over Atlanta, which was their first postseason series victory in franchise history...the Astros defeated the Braves in four games of the 2005 NLDS on their way to their first World Series appearance in franchise history...the Braves hold the playoff series record over the Astros at 16-9...the Astros' 25 playoff matchups vs. the Braves are their most against any opponent, with the New York Yankees the next-closest (18 games).

ASTROS CONNECTIONS: The Astros hired General Manager Dana Brown prior to the 2023 season following a four-year stint as the vice president of scouting for the Atlanta Braves...in his time with Atlanta, Brown oversaw several successful drafts in which the Braves selected impact players such as **OF Michael Harris**, **RHP Spencer Strider** and **IF Vaughn Grissom**. In 2022, Harris earned National League Rookie of the Year honors while Strider finished second...the Astros also have a connection with the Braves in hitting coach, **Troy Snitker**, who is the son of Braves manager, **Brian Snitker**.

2023 SEASON REVIEW

Date	G	Opp	Score	Rec	Pos	GB	Astros POR	Braves POR	Save	Attend
4/21	20	@ATL	W 6-4	10-10	T-2nd	2.5	Neris (1-1)	Minter (1-1)	Pressly (1)	41,397
4/22	21	@ATL	W 6-3	11-10	2nd	2.5	Valdez (2-2)	Wright (0-1)	Abreu (1)	42,399
4/23	22	@ATL	W 5-2	12-10	2nd	2.5	Neris (2-1)	Minter (1-2)	Abreu (2)	41,530

ASTROS YEAR-BY-YEAR RESULTS

YEAR	HOME	ROAD	TOTAL	YEAR	HOME	ROAD	TOTAL	YEAR	HOME	ROAD	TOTAL	YEAR	HOME	ROAD	TOTAL
1962	4-5	3-6	7-11	1976	5-4	6-3	11-7	1990	9-0	4-5	13-5	2004	1-2	2-1	3-3
1963	2-7	3-6	5-13	1977	5-4	4-5	9-9	1991	2-7	3-6	5-13	2005	1-1	0-4	1-5
1964	6-3	6-3	12-6	1978	5-4	5-4	10-8	1992	0-9	5-4	5-13	2006	3-1	1-2	4-3
1965	2-7	2-7	4-14	1979	8-1	3-6	11-7	1993	2-5	3-3	5-8	2007	2-1	1-2	3-3
1966	2-7	2-7	4-14	1980	8-1	3-6	11-7	1994	1-2	2-1	3-3	2008	2-1	1-2	3-3
1967	3-6	1-8	7-11	1981	4-2	4-2	8-4	1995	1-5	5-1	6-6	2009	1-2	2-1	3-3
1968	3-6	4-5	7-11	1982	4-5	4-5	8-10	1996	4-2	2-4	6-6	2010	1-2	0-3	1-5
1969	2-7	1-8	3-15	1983	5-5	2-6	7-11	1997	2-3	2-4	4-7	2011	0-2	1-3	1-5
1970	5-4	4-5	9-9	1984	2-7	4-5	6-12	1998	3-3	2-1	5-4	2012	1-2	1-2	2-4
1971	4-5	5-4	9-9	1985	3-6	7-2	10-8	1999	1-3	0-3	1-6	2014	1-2	0-0	1-2
1972	5-4	2-3	7-7	1986	7-2	6-3	13-5	2000	4-2	0-3	4-5	2017	2-0	2-0	4-0
1973	2-7	5-4	7-11	1987	8-1	2-7	10-8	2001	1-2	2-1	3-3	2022	-	1-2	1-2
1974	6-3	6-3	12-6	1988	7-2	6-3	13-5	2002	1-2	2-1	3-3	2023	-	3-0	3-0
1975	4-5	2-7	6-12	1989	5-4	5-4	10-8	2003	0-3	1-2	1-5				




MANAGER CRAIG COUNSELL

First season in Chicago (---)
10th season overall (707-625)

CHICAGO IN 2023

Record:..... 83-79
Finish:.....2nd, NL Central

ASTROS ALL-TIME SERIES RESULTS

Overall:..... 383-334
at HOU:..... 213-148
at CHL:..... 170-186

ASTROS RESULTS BY DECADE

1990s:..... 70-51 (.578)
2000s:..... 80-83 (.490)
2010s:..... 29-28 (.508)
2020s:..... 3-0 (.100)
Total:..... 383-334 (.534)

CENTRAL DIVISION | NATIONAL LEAGUE

CHICAGO CUBS

Wrigley Field • 1060 W. Addison Street • Chicago, Ill 60613
(773) 404-2827 • (773) 404-4209 (Press Box) • cubs.com

Stadium (Year Opened):.....Wrigley Field (1914)
Capacity/Dimensions:..... 41,649/355—400—353

SERIES RECORDS

Longest Winning Streak, Astros:..... 13 (Sept. 24, 1979-Sept. 30, 1980)
Longest Winning Streak, Cubs:..... 5 (4x, last, June 14-29, 2004)
Largest Margin of Victory, Astros:..... 16 (April 29, 1974, HOU 18, ChC 2)
Largest Margin of Victory, Cubs:..... 15 (June 3, 1987, ChC 22, Hou 7)
Most Runs Scored by Astros:..... 19 (June 25, 1995 at Houston)
Most Runs Scored by Cubs:..... 22 (June 3, 1987 at Chicago)
Most Runs Scored by Both Teams:..... 29 (June 3, 1987, Hou 7, ChC 22)
Longest Game, Innings:..... 18 (2x, last, Aug. 15, 2006 at Houston)
* home team in CAPS

SERIES NOTES

LONG LOST RIVALS: The Astros and Cubs spent 19 seasons together in the NL Central (1994-2012) but have played just 13 games against each other since the Astros moved to the American League in 2013...prior to the Astros' three-game sweep of the Cubs at Minute Maid Park in 2023, the clubs had not met since 2019...the Astros are 7-5 vs. the Cubs since their move to the AL...the Astros and Cubs are scheduled to meet for a three-game series from May 23-25 at Wrigley Field, which will be the Astros' first trip to Wrigley Field since June 21-23, 2013...**IF Jose Altuve** is the only active player in the Astros organization to have appeared in the team's last series at Wrigley Field.

LAST SIGNIFICANT TRADE: The Astros acquired **C Martin Maldonado** from the Cubs on July 31, 2019, in exchange for **IF/OF Tony Kemp**...this marked the second time (and second straight season) the Astros acquired Maldonado in a trade, also acquiring him from the Los Angeles Angels in July 2018...Maldonado served as the Astros' primary catcher from 2020-23, appearing in at least 113 games from 2021-23...his 390 games started at catcher for the Astros from 2020-23 were the most at the position in that span in the American League...he ranks third all-time among Astros catchers with 58 home runs...in the 2023 postseason, Maldonado passed Hall-of-Famer **Yogi Berra** for the third-most starts at catcher (62) in MLB postseason history...Kemp was selected in the fifth round of the 2013 MLB Draft from Vanderbilt University...he debuted with the Astros in 2016 and appeared at the Major League level with the club from 2016-19...

2023 SEASON REVIEW

Date	G	Opp	Score	Rec	Pos	GB	Astros POR	Cubs POR	Save	Attend
5/15	41	CHC	W 6-4	22-19	2nd	3.0	Montero (1-3)	Fulmer (0-3)	Neris (2)	35,413
5/16	42	CHC	W 7-3	23-19	2nd	3.0	Javier (4-1)	Steele (6-1)	-	34,280
5/17	43	CHC	W 7-6	24-19	2nd	2.0	Abreu (2-0)	Hughes (0-2)	-	35,749

ASTROS YEAR-BY-YEAR RESULTS

YEAR	HOME	ROAD	TOTAL	YEAR	HOME	ROAD	TOTAL	YEAR	HOME	ROAD	TOTAL
1962	6-3	5-4	11-7	1981	3-0	3-1	6-1	2000	3-3	4-2	7-5
1963	7-2	2-7	9-9	1982	2-4	1-5	3-9	2001	5-5	4-3	9-8
1964	5-4	2-7	7-11	1983	4-2	3-3	7-5	2002	5-4	6-4	11-8
1965	5-4	5-4	10-8	1984	5-1	1-5	6-6	2003	4-5	3-4	7-9
1966	8-1	5-4	13-5	1985	3-3	4-2	7-5	2004	3-6	6-4	9-10
1967	7-2	3-6	10-8	1986	4-2	4-2	8-4	2005	5-5	2-3	7-8
1968	6-3	2-7	8-10	1987	1-5	3-3	4-8	2006	4-5	4-2	8-7
1969	2-4	2-4	4-8	1988	3-3	2-4	5-7	2007	4-2	3-6	7-8
1970	4-2	1-5	5-7	1989	3-3	4-2	7-5	2008	4-4	5-4	9-8
1971	4-2	3-3	7-5	1990	2-4	4-2	6-6	2009	3-5	3-6	6-11
1972	5-1	4-2	9-3	1991	2-4	1-5	3-9	2010	5-4	6-3	11-7
1973	2-4	4-2	6-6	1992	2-4	2-4	4-8	2011	3-3	4-5	7-8
1974	6-0	2-4	8-4	1993	4-2	4-2	8-4	2012	4-2	3-6	7-8
1975	2-4	3-3	5-7	1994	4-2	4-2	8-4	2013	-	1-2	1-2
1976	5-1	2-4	7-5	1995	4-3	4-2	8-5	2016	1-2	-	1-2
1977	3-3	3-3	6-6	1996	5-1	3-4	8-5	2019	2-1	-	2-1
1978	5-1	1-5	6-6	1997	5-1	4-2	9-3	2023	3-0	-	3-0
1979	4-2	2-4	6-6	1998	3-3	4-1	7-4				
1980	6-0	5-1	11-1	1999	4-2	5-1	9-3				



MANAGER DAVID BELL

Sixth season in Cincinnati (333-375)
Sixth season overall (333-375)

CINCINNATI IN 2023

Record:.....82-80
Finish:.....3rd, NL Central

ASTROS ALL-TIME SERIES RESULTS

Overall:.....401-449
at HOU:.....218-211
at CIN:.....183-238

ASTROS RESULTS BY DECADE

1990s:.....63-76 (.453)
2000s:.....94-63 (.598)
2010s:.....18-36 (.333)
2020s:.....0-3 (.000)
Total:.....401-449 (.472)

CENTRAL DIVISION I NATIONAL LEAGUE
CINCINNATI REDS

Great American Ball Park • 100 Nuxhall Way • Cincinnati, OH 45202
(513) 765-7800 • reds.com

Stadium (Year Opened):..... Great American Ball Park (2003)
Capacity/Dimensions:..... 45,814/328—404—325

SERIES RECORDS

Longest Winning Streak, Astros:..... 12 (July 31, 2004-April 15, 2005)
Longest Winning Streak, Reds:..... 11 (May 22-Sept. 5, 1995)
Largest Margin of Victory, Astros:..... 13 (June 14, 1983, Hou 13, CIN 0)
Largest Margin of Victory, Reds:..... 16 (Aug. 3, 1989, CIN 18, Hou 2)
Most Runs Scored by Astros:..... 13 (8x, last, Aug. 10, 2008 at Cincinnati)
Most Runs Scored by Reds:..... 18 (Aug. 3, 1989 at Cincinnati)
Most Runs Scored by Both Teams:..... 23 (July 8, 1962, Hou 11, CIN 12)
Longest Game, Innings:..... 16 (April 8, 1988 at Cincinnati)
* home team in CAPS

SERIES NOTES

ALL-TIME OPPONENTS: The Astros and Reds have met on 848 occasions, the most games played by the Astros against any single opponent...their three-game series in June 2023 at Minute Maid Park was the first meeting between the clubs since 2019...the Astros and Reds will link up at Great American Ballpark from Sept. 2-5, 2024, which will mark the Astros' first trip to Cincinnati since June 17-19, 2019...the former NL Central rivals have met for just four series since the Astros moved to the American League in 2013, with the Astros going 2-10 in those games.

LAST SIGNIFICANT TRADE: The Astros acquired reliever **LHP Brooks Raley** from the Reds on August 10, 2020, in exchange for a player to be named later, who would go on to be **RHP Fredy Medina**...Raley made 75 appearances across parts of two seasons with the Astros (2020-21)...he made 58 appearances in 2021, which were the third-most on the Astros, and went 2-3 with a 4.78 ERA (26ER/49IP) and two saves.

ASTROS CONNECTION: Before becoming a member of the vaunted Big Red Machine, Hall-of-Fame **IF Joe Morgan** spent the first 10 years of his Major League career (1963-71) with the Astros...Morgan was selected to two All-Star Games and finished second in the 1966 National League Rookie of the Year voting while with the Astros...he appeared in 891 games with Houston, batting .263 (860x3268) with 61 home runs, 278 RBI and 195 stolen bases...Morgan was selected to the All-Star Game in each of his eight seasons with the Reds (1975-76) and returned to the Astros for the 1980 season before retiring following the 1984 campaign.

2023 SEASON REVIEW

Date	G	Opp	Score	Rec	Pos	GB	Astros POR	Reds POR	Save	Attend
6/16	70	CIN	L 1-2	39-31	2nd	3.5	France (2-2)	Abbott (3-0)	Diaz (18)	38,621
6/17	71	CIN	L 3-10	39-32	T-2nd	5.5	Bielak (3-4)	Greene (2-4)	-	40,136
6/18	72	CIN	L 7-9 (10)	39-33	3rd	5.5	Martinez (1-3)	Gibaut (7-1)	Young (1)	40,573

ASTROS YEAR-BY-YEAR RESULTS

YEAR	HOME	ROAD	TOTAL	YEAR	HOME	ROAD	TOTAL	YEAR	HOME	ROAD	TOTAL
1962	2-7	3-6	5-13	1981	1-5	3-3	4-8	2000	2-4	3-3	5-7
1963	5-4	2-7	7-11	1982	6-3	5-4	11-7	2001	6-4	5-2	11-6
1964	4-5	2-7	6-12	1983	6-3	7-2	13-5	2002	5-2	6-4	11-6
1965	3-6	3-6	6-12	1984	6-3	4-5	10-8	2003	7-3	5-2	12-5
1966	9-0	5-4	14-4	1985	4-5	3-6	7-11	2004	6-1	5-5	11-6
1967	1-8	2-7	3-15	1986	7-2	7-2	14-4	2005	8-1	4-3-1	12-4-1
1968	4-5	5-4	9-9	1987	3-6	2-7	5-13	2006	3-6	2-4	5-10
1969	5-4	4-5	9-9	1988	5-4	4-5	9-9	2007	3-3	8-1	11-4
1970	2-7	1-8	3-15	1989	5-4	5-4	10-8	2008	6-3	6-0	12-3
1971	7-2	6-3	13-5	1990	5-4	2-7	7-11	2009	2-5	2-7	4-12
1972	2-7	4-4	6-11	1991	6-3	3-6	9-9	2010	3-6	2-4	5-10
1973	4-5	3-6	7-11	1992	6-3	2-7	8-10	2011	3-3	3-6	6-9
1974	2-7	2-7	4-14	1993	4-3	3-3	7-6	2012	2-7	3-3	5-10
1975	3-6	2-7	5-13	1994	2-1	4-3	6-4	2013	0-3	-	0-3
1976	3-6	3-6	6-12	1995	1-6	0-6	1-12	2016	1-2	-	1-2
1977	7-2	6-3	13-5	1996	3-3	3-4	6-7	2019	-	0-3	0-3
1978	6-3	1-8	7-11	1997	3-3	4-2	7-5	2023	0-3	-	0-3
1979	7-2	3-6	10-8	1998	5-0	3-3	8-3				
1980	5-4	5-4	10-8	1999	1-5	3-4	4-9				



MANAGER BUD BLACK

Eighth season in Colorado (476-556)
17th season overall (1125-1269)

COLORADO IN 2023

Record:.....59-103
Finish:.....5th, NL West

ASTROS ALL-TIME SERIES RESULTS

Overall:.....102-85
at HOU:.....65-31
at COL:.....37-54

ASTROS RESULTS BY DECADE

1990s:.....33-41 (.445)
2000s:.....39-26 (.600)
2010s:.....21-15 (.583)
2020s:.....9-3 (.750)
Total:.....102-85 (.545)

WESTERN DIVISION | NATIONAL LEAGUE

COLORADO ROCKIES

Coors Field • 2001 Blake Street • Denver, CO 80205
(303) 292-0200 • rockies.com

Stadium (Year Opened):.....Coors Field (1995)
Capacity/Dimensions:.....50,141/347—415—350

SERIES RECORDS

Longest Winning Streak, Astros:.....9 (Aug. 15, 2018-Aug. 20, 2020)
Longest Winning Streak, Rockies:.....6 (Sept. 8, 1996-Apr. 28, 1997)
Largest Margin of Victory, Astros:.....13 (Apr. 3, 1998, HOU 15, Col 2)
Largest Margin of Victory, Rockies:.....16 (Sept. 25, 2011, Col 19, HOU 3)
Most Runs Scored by Astros:.....16 (3x, last, July 28, 1999 at Colorado)
Most Runs Scored by Rockies:.....19 (Sept. 25, 2011 at Houston)
Most Runs Scored by Both Teams:.....26 (May 13, 2009, Hou 15, COL 11)
Longest Game, Innings:.....13 (Sept. 24, 2011 at Houston)

* home team in CAPS

SERIES NOTES

HOMEFIELD ADVANTAGE: The Astros have gotten the better of the Rockies recently, winning 22 of the last 28 meetings between the clubs...the Astros have been especially-dominant at Minute Maid Park, winning their last nine home games vs. the Rockies...the Astros' last home loss to the Rockies came on Aug. 14, 2018...the Astros have won 14 of their last 16 home games vs. the Rockies, dating back to April 8, 2012...the Rockies return to Minute Maid Park in 2024 for a two-game series from June 25-26.

LAST SIGNIFICANT WAIVER CLAIM: The Astros claimed RHP **Collin McHugh** off waivers from the Rockies on December 18, 2013...McHugh was a fan favorite in his time with Houston from 2014-19 and appeared in 195 games (110 starts), going 58-35 with a 3.63 ERA (304ER/753.1IP)...he finished fourth in the 2014 American League Rookie of the Year voting, as well as eighth in the 2015 AL Cy Young Award voting after winning a career-best 19 games...McHugh made 8 postseason appearances (2 starts) with the Astros, including a two-inning relief outing in Game 5 of the 2017 World Series vs. LAD, and went 2-1 with a 3.60 ERA (8ER/20IP) in those appearances.

2023 SEASON REVIEW

Date	G	Opp	Score	Rec	Pos	GB	Astros POR	Rockies POR	Save	Attend
7/4	86	COL	W 4-1	48-38	2nd	3.0	Bielak (3-3)	Freeland (4-9)	-	39,535
7/5	87	COL	W 6-4	49-38	2nd	2.0	France (4-3)	Anderson (0-4)	Pressly (19)	36,535
7/18	95	@COL	L 3-4	52-43	2nd	4.5	Brown (6-7)	Abad (1-0)	Lawrence (6)	43,871
7/19	96	@COL	W 4-1	53-43	2nd	4.5	Bielak (5-5)	Gomber (8-8)	-	36,947

ASTROS YEAR-BY-YEAR RESULTS

YEAR	HOME	ROAD	TOTAL	YEAR	HOME	ROAD	TOTAL	YEAR	HOME	ROAD	TOTAL	YEAR	HOME	ROAD	TOTAL
1993	2-4	0-7	2-11	2000	2-1	2-4	4-5	2007	3-1	1-2	4-3	2015	2-0	2-0	4-0
1994	4-3	1-2	5-5	2001	3-0	1-2	4-2	2008	1-2	2-1	3-3	2018	1-1	1-1	2-2
1995	3-2	1-2	4-4	2002	2-1	1-2	3-3	2009	3-1	2-1	5-2	2019	2-0	2-0	4-0
1996	4-3	1-5	5-8	2003	2-1	2-1	4-2	2010	1-1	3-1	4-2	2020	2-0	2-0	4-0
1997	4-2	2-3	6-5	2004	3-0	2-1	5-1	2011	2-2	0-3	2-5	2021	2-0	0-2	2-2
1998	4-2	1-4	5-6	2005	3-0	2-1	5-1	2012	2-1	0-4	2-5	2023	2-0	1-1	3-1
1999	3-1	3-1	6-2	2006	2-1	0-3	2-4	2013	1-1	2-0	3-1				



MANAGER DAVE ROBERTS

Ninth season in Los Angeles (753-442)
Ninth full season overall (753-442)

LOS ANGELES IN 2023

Record:.....100-62
Finish:.....1st, NL West

ASTROS ALL-TIME SERIES RESULTS

Overall:.....329-396
at HOU:.....180-174
at LAD:.....149-222

ASTROS RESULTS BY DECADE

1990s:.....65-57 (.532)
2000s:.....32-34 (.484)
2010s:.....13-14 (.481)
2020s:.....4-7 (.364)
Total:.....329-396 (.454)

WESTERN DIVISION I NATIONAL LEAGUE
LOS ANGELES DODGERS

Dodger Stadium • 1000 Vin Scully Ave • Los Angeles, CA 90012
(323) 224-1301 (Press Box) • dodgers.com

Stadium (Year Opened):..... Dodger Stadium (1962)
Capacity/Dimensions:..... 56,000/330—395—330

SERIES RECORDS

Longest Winning Streak, Astros: 10 (Aug. 5, 1992-May 16, 1993)
Longest Winning Streak, Dodgers: 9 (June 22, 1966-May 8, 1967)
Largest Margin of Victory, Astros: 14 (Aug. 26, 2003, HOU 18, Lad 4)
Largest Margin of Victory, Dodgers: 12 (2x, last, Sept. 14, 1973, Lad 13, HOU 1)
Most Runs Scored by Astros: 18 (Aug. 26, 2003 at Houston)
Most Runs Scored by Dodgers: 16 (Apr. 5, 1983 at Houston)
Most Runs Scored by Both Teams: 26 (Sept. 17, 1972, HOU 15, Lad 11)
Longest Game, Innings: 22 (June 3, 1989 at Houston)
* home team in CAPS

SERIES NOTES

POSTSEASON HISTORY: The Astros and Dodgers have met twice in their postseason histories, but undoubtedly the most memorable of the occasions came in the 2017 World Series...the Astros won the 2017 World Series in seven games, giving them their first World Series title...the 2017 World Series provided numerous iconic moments, including a go-ahead two-run homer from **OF George Springer** in the top of the 11th in Game 2 at Dodger Stadium and a walk-off RBI single by **IF Alex Bregman** in the 10th inning of Game 5...Springer homered again in Game 7 at Dodger Stadium en route to being named World Series MVP...the other postseason meeting between the two clubs came in the 1981 National League Division Series, which the Dodgers won in five games...former Astros manager **Dusty Baker** started in all five games of the 1981 NLDS at left field for the Dodgers.

LAST SIGNIFICANT TRADE: What seemed on the surface as a minor deal at the 2016 Trade Deadline turned out to be one of the most impactful in Astros history, when the club traded reliever **RHP Josh Fields** to the Dodgers in exchange for then-minor league **OF Yordan Alvarez**...the Cuban slugger has established himself as one of the top hitters in the Majors, winning the 2019 American League Rookie of the Year, the 2021 American League Championship Series MVP and a AL Silver Slugger Award in 2022, while also being selected to two All-Star Games (2022-23)...Alvarez had his fingerprints all over the Astros 2022 World Series Championship run, hitting 3 go-ahead home runs in the 6th inning-or-later, all three with the Astros trailing...those go-ahead home runs included a three-run walk-off home run in Game 1 of the ALDS vs. SEA and a game-winning go-ahead three-run homer over the center-field batter's eye at Minute Maid Park in Game 6 of the World Series vs. Philadelphia.

2023 SEASON REVIEW

Date	G	Opp	Score	Rec	Pos	GB	Astros POR	Dodgers POR	Save	Attend
6/23	76	@LAD	2-3	41-35	2nd	6.5	France (2-3)	Sheehan (1-0)	Graterol (4)	49,795
6/24	77	@LAD	L 7-8	41-36	2nd	6.5	Abreu (2-2)	Bickford (2-2)	Phillips (10)	49,218
6/25	78	@LAD	W 6-5 (11)	42-36	2nd	5.5	Pressly (2-2)	Almonte (3-1)	Martinez (1)	47,273

ASTROS YEAR-BY-YEAR RESULTS

YEAR	HOME	ROAD	TOTAL	YEAR	HOME	ROAD	TOTAL	YEAR	HOME	ROAD	TOTAL	YEAR	HOME	ROAD	TOTAL
1962	2-7	4-5	6-12	1976	3-6	2-7	5-13	1990	5-4	4-5	9-9	2004	0-2	1-3	1-5
1963	4-5	1-8	5-13	1977	5-4	4-5	9-9	1991	5-4	3-6	8-10	2005	3-0	1-2	4-2
1964	3-6	4-5	7-11	1978	4-5	3-6	7-11	1992	8-1	5-4	13-5	2006	2-1	1-2	3-3
1965	3-6	2-7	5-13	1979	5-4	5-4	10-8	1993	4-2	5-2	9-4	2007	2-1	2-2	4-3
1966	3-6	4-5	7-11	1980	6-3	3-7	9-10	1994	1-2	0-6	1-8	2008	1-3	3-0	4-3
1967	5-4	5-4	10-8	1981	3-3	1-5	4-8	1995	1-1	2-1	3-2	2009	2-1	2-2	4-3
1968	6-3	5-4	11-7	1982	3-6	4-5	7-11	1996	4-2	2-4	6-6	2010	2-2	0-2	2-4
1969	4-5	2-7	6-12	1983	4-5	2-7	6-12	1997	4-1	3-3	7-4	2011	2-1	2-4	4-5
1970	3-6	5-4	8-10	1984	5-4	4-5	9-9	1998	1-2	2-4	3-6	2012	1-2	1-2	2-4
1971	4-5	4-5	8-10	1985	2-7	4-5	6-12	1999	4-2	2-1	6-3	2015	3-0	-	3-0
1972	3-6	4-5	7-11	1986	7-2	3-6	10-8	2000	1-2	2-4	3-6	2018	-	2-1	2-1
1973	6-3	5-4	11-7	1987	7-2	5-4	12-6	2001	2-1	0-3	2-4	2020	0-2	1-1	1-3
1974	3-6	2-7	5-13	1988	4-5	5-4	9-9	2002	1-2	2-1	3-3	2021	1-1	1-1	2-2
1975	5-4	1-8	6-12	1989	6-3	4-5	10-8	2003	2-1	2-1	4-2	2023	-	1-2	1-2

ASTROS
FRONT OFFICE
ASTROS
COACHING STAFF
HOUSTON
ASTROS
SCOUTING & PLAYER
DEVELOPMENT
2023 SEASON
IN REVIEW
2024
OPPONENTS
HISTORY &
RECORDS
SPRING
TRAINING
MEDIA
INFORMATION
MINUTE MAID
PARK



MANAGER SKIP SCHUMAKER

Second season in Miami (84-78)
Second season overall (84-78)

MIAMI IN 2023

Record:..... 84-78
Finish:..... 3rd, NL East

ASTROS ALL-TIME SERIES RESULTS

Overall:..... 85-81
at HOU:..... 50-32
at MIA:..... 35-49

ASTROS RESULTS BY DECADE

1990s:..... 39-32 (.549)
2000s:..... 34-30 (.531)
2010s:..... 9-16 (.375)
2020s:..... 3-3 (.500)
Total:..... 85-81 (.512)

EASTERN DIVISION | NATIONAL LEAGUE

MIAMI MARLINS

loanDepot park • 501 Marlins Way • Miami, FL 33125
(305) 480-1300 • (305) 480-3631 (Press Box) • marlins.com

Stadium (Year Opened):..... LoanDepot Park (2012)
Capacity/Dimensions:..... 37,442/344—400—335

SERIES RECORDS

Longest Winning Streak, Astros: 7 (May 29, 1993-Aug. 25, 1993)
Longest Winning Streak, Marlins: 7 (July 15, 1996-Sept. 27, 1996)
Largest Margin of Victory, Astros: 12 (July 15, 2006, Hou 12, FLA 0)
Largest Margin of Victory, Marlins: 12 (9/17/08, FLA 14, Hou 2)
Most Runs Scored by Astros: 14 (Aug. 12, 2009 at Florida)
Most Runs Scored by Marlins: 15 (July 15, 1996 at Florida)
Most Runs Scored by Both Teams: 20 (2x, last, Aug. 12, 2009, Hou 14, FLA 6)
Longest Game, Innings: 16 (8/20/99 at Florida)
* home team in CAPS

SERIES NOTES

LAST SIGNIFICANT TRADE: The Astros provided a boost to their bullpen at the 2021 Trade Deadline, acquiring **RHP Yimi García** from the Marlins for **RHP Austin Pruitt** and **OF Bryan De La Cruz**. García spent just the back half of the 2021 season with the Astros, going 1-2 with a 5.48 ERA (13ER/21.1IP) in 23 appearances. García, who signed with the Toronto Blue Jays prior to the 2022 season, also went on to appear in 10 games in the 2021 postseason, including four scoreless innings through four appearances in the World Series vs. ATL. De La Cruz appeared in a career-high 153 games in 2023 and has appeared in at least 115 games in each of his last two seasons in Miami. In 2023, he batted .257 (149x579) with 19 home runs and 78 RBI in 2023, making 132 starts at left field.

ASTROS CONNECTION: Astros manager **Joe Espada** received his first Major League coaching job as the third base coach for the Marlins, holding the position from 2010-13. Prior to working as the Marlins' third-base coach, Espada worked as a hitting coach for the organization's Single A and High A affiliates, as well as the Marlins' minor league infield coordinator from 2008-09. Espada was named the Astros' 20th full-time manager this offseason after serving as the team's bench coach from 2018-23. Espada also spent part of his 10-year professional playing career in the Marlins organization, appearing in 79 games with their Triple A affiliate in 2001.

2023 SEASON REVIEW

Date	G	Opp	Score	Rec	Pos	GB	Astros POR	Marlins POR	Save	Attend
8/14	120	@MIA	L 1-5	68-52	2nd	3.5	Valdez (9-8)	Garrett (7-3)	-	13,263
8/15	121	@MIA	W 6-5	69-52	2nd	3.5	Brown (9-8)	Puk (5-5)	Pressly (28)	12,981
8/16	122	@MIA	W 12-5	70-52	2nd	2.5	Verlander (8-6)	Luzardo (8-8)	-	14,795

ASTROS YEAR-BY-YEAR RESULTS

YEAR	HOME	ROAD	TOTAL	YEAR	HOME	ROAD	TOTAL	YEAR	HOME	ROAD	TOTAL	YEAR	HOME	ROAD	TOTAL
1993	4-2	5-1	9-3	1999	2-2	5-0	7-2	2005	2-2	1-2	3-4	2011	1-2	0-4	1-6
1994	2-1	2-1	4-2	2000	3-1	2-2	5-3	2006	2-1	2-2	4-3	2012	1-2	1-2	2-4
1995	3-3	1-5	4-8	2001	1-2	2-1	3-3	2007	2-0	1-2	3-2	2014	0-3	0-0	0-3
1996	5-1	0-6	5-7	2002	2-1	1-2	3-3	2008	2-1	0-3	2-4	2021	-	3-0	3-0
1997	3-2	1-5	4-7	2003	3-0	2-1	5-1	2009	2-1	1-3	3-4	2022	1-2	-	1-2
1998	5-1	1-2	6-3	2004	1-2	2-1	3-3	2010	2-1	1-2	3-3	2023	-	2-1	2-1



MANAGER PAT MURPHY

First season in Milwaukee (—)
First full season overall (—)

MILWAUKEE IN 2023

Record:..... 92-70
Finish:..... 1st, NL Central

ASTROS ALL-TIME SERIES RESULTS

Overall:..... 131-118
at HOU:..... 77-45
at MIL:..... 54-73

ASTROS RESULTS BY DECADE

1990s:..... 18-9 (.666)
2000s:..... 88-74 (.543)
2010s:..... 24-33 (.410)
2020s:..... 1-2 (.333)
Total:..... 131-118 (.526)

CENTRAL DIVISION | NATIONAL LEAGUE
MILWAUKEE BREWERS

American Family Field • 1 Brewers Way • Milwaukee, WI 53214
(414) 902-4400 • brewers.com

Stadium (Year Opened):..... American Family Field (2001)
Capacity/Dimensions:..... 41,700/342—400—345

SERIES RECORDS

Longest Winning Streak, Astros: 7 (Sept. 30, 2000-April 11, 2001)
Longest Winning Streak, Brewers: 11 (July 29, 2011- April 24, 2012)
Largest Margin of Victory, Astros: 13 (April 3, 2002, HOU 15, Mil 2)
Largest Margin of Victory, Brewers: 12 (Sept. 5, 2007, MIL 14, Hou 2)
Most Runs Scored by Astros: 15 (April 3, 2002 at Houston)
Most Runs Scored by Brewers: 14 (2x, last, April 22, 2011 at Milwaukee)
Most Runs Scored by Both Teams: 25 (April 18, 2006, HOU 13, Mil 12)
Longest Game, Innings: 16 (May 22, 2000, Game 1 at Milwaukee)
* home team in CAPS

SERIES NOTES

FORMER NL CENTRAL MATES: The Astros and Brewers met for a three-game series at American Family Field in 2023, marking the first matchup between the clubs since September 2019...it marked their first trip to Milwaukee since splitting a two-game series from June 11-12, 2019...the Astros and Brewers spent 15 seasons together in the NL Central (1998-2012)...the clubs have met just 13 times since the Astros moved to the American League in 2013, with the Brewers holding the series lead during that span (7-6).

LAST SIGNIFICANT TRADE: The Astros got their perspective everyday centerfielder at the 2015 Trade Deadline, acquiring **OF Carlos Gomez** and **RHP Mike Fiers** in exchange for **LHP Josh Hader**, **RHP Adrian Houser**, **OF Domingo Santana** and **OF Brett Phillips**... Gomez was unable to replicate his power-speed combo from early on in his career that made him the headliner of this deal, batting .221 (98x444) with nine home runs and 42 RBI in 126 games through parts of two seasons with Houston...the Astros released Gomez on August 18, 2016...Hader was the biggest coup for the Brewers, going on to become one of the game's most dominant relievers...in parts of six seasons with the Brewers, Hader went 17-17 with a 2.48 ERA (87ER/316.1IP) with 125 saves and was selected to four All-Star teams ...coincidentally, Hader returned to the Astros this past offseason on a free-agent deal that will keep him in Houston through the 2028 sesason...Houser has gone 31-34 with a 4.00 ERA (240ER/539.1IP) in 129 games (97 starts) in parts of seven big league season, all spent with Milwaukee.

2023 SEASON REVIEW

Date	G	Opp	Score	Rec	Pos	GB	Astros POR	Braves POR	Save	Attend
5/22	47	@MIL	W 12-2	28-19	2nd	1.0	Javier (5-1)	Burnes (4-4)	-	22,583
5/23	48	@MIL	L 0-6	28-20	2nd	2.0	France (1-1)	Rea (1-3)	-	23,062
5/24	49	@MIL	L 0-4	28-21	2nd	3.0	Bielak (1-2)	Houser (1-0)	-	28,262

ASTROS YEAR-BY-YEAR RESULTS

YEAR	HOME	ROAD	TOTAL	YEAR	HOME	ROAD	TOTAL	YEAR	HOME	ROAD	TOTAL
1997	1-2	0-0	1-2	2003	4-3	5-5	9-8	2009	4-5	1-5	5-10
1998	6-0	3-2	9-2	2004	8-2	5-4	13-6	2010	5-1	3-6	8-7
1999	5-2	3-3	8-5	2005	7-2	3-3	10-5	2011	2-7	1-5	3-12
2000	4-2	3-4	7-6	2006	5-1	5-4	10-5	2012	5-3	3-6	8-9
2001	5-2	7-3	12-5	2007	3-6	2-7	5-13	2016	-	1-2	1-2
2002	6-3	4-5	10-8	2008	4-2	3-6	7-8	2019	1-1	1-1	2-2
								2023	-	1-2	1-2



MANAGER CARLOS MENDOZA

First season in New York (---)
First season overall (---)

NEW YORK IN 2023

Record: 75-87
Finish: 4th, NL East

ASTROS ALL-TIME SERIES RESULTS

Overall: 318-261-1
at HOU: 181-108-1
at NYM: 183-109

ASTROS RESULTS BY DECADE

1960s: 87-49-1 (.640)
1970s: 61-59 (.508)
1980s: 61-56 (.521)
1990s: 61-46 (.570)
2000s: 28-39 (.418)
2010s: 14-11 (.560)
2020s: 6-1 (.857)
Total: 318-261-1 (.548)

EASTERN DIVISION I NATIONAL LEAGUE

NEW YORK METS

Citi Field • 41 Seaver Way • Flushing, NY 11368
(718) 565-4330 • (718) 507-4518 (Press Box) • mets.com

Stadium (Year Opened): Citi Field (2009)
Capacity/Dimensions: 41,922/335—408—330

SERIES RECORDS

Longest Winning Streak, Astros: 10 (May 23, 1969-May 29, 1970)
Longest Winning Streak, Mets: 7 (July 17, 1966-July 27, 1966)
Largest Margin of Victory, Astros: 13 (3x, last, July 30, 2002, Hou 16, NYM 3)
Largest Margin of Victory, Mets: 16 Aug. 30, 1999, Nym 17, HOU 1)
Most Runs Scored by Astros: 16 (3x, last, July 30, 2002 at New York)
Most Runs Scored by Mets: 17 (Aug. 30, 1999 at Houston)
Most Runs Scored by Both Teams: 22 (May 6, 1973, Hou 14, NYM 8)
Longest Game, Innings: 24 (April 15, 1968 at Houston)
* home team in CAPS

SERIES NOTES

LAST SIGNIFICANT TRADE: The Astros re-acquired future Hall-of-Famer **RHP Justin Verlander** from the Mets at the 2023 Trade Deadline, sending minor league outfielders **Drew Gilbert** and **Ryan Clifford** to New York to complete the deal...Verlander spent just half a season with the Mets after signing a free agent deal prior to the 2023 campaign...he returned to the Astros following an initial six-year stint that included two World Series Championships (2017, 2022), two American League Cy Young Awards (2019, 2022) and three All-Star selections...Verlander was crucial down the stretch in helping the Astros secure their third straight AL West Division title, going 7-3 with a 3.31 ERA (25ER/68IP) through 11 starts...he went on to go 1-1 with a 2.95 ERA (6ER/18.1IP) through three postseason starts in 2023...Gilbert was the Astros' first-round selection of the 2022 MLB First-Year Player Draft while Clifford, who the Astros selected in the 11th round of the 2022 MLB Draft, was ranked as the Astros' No. 5 prospect by FanGraphs at the time of the trade.

POSTSEASON HISTORY: The Astros and Mets have linked up once in the postseason, coming in the 1986 National League Championship Series...it marked the first trip to an LCS for the Astros, who had a rotation headlined by **RHP Nolan Ryan** and **RHP Mike Scott**...the Mets, led by the likes of **C Gary Carter**, **IF Keith Hernandez**, **OF Daryl Strawberry**, **OF Lenny Dykstra**, **RHP Dwight Gooden** and **RHP Ron Darling** went on to win the 1986 NLCS in six games and then went on to win the 1986 World Series Championship over the Boston Red Sox.

ASTROS YEAR-BY-YEAR RESULTS

YEAR	HOME	ROAD	TOTAL	YEAR	HOME	ROAD	TOTAL	YEAR	HOME	ROAD	TOTAL	YEAR	HOME	ROAD	TOTAL
1962	7-1	6-2	13-3	1976	3-3	3-3	6-6	1990	4-2	1-5	5-7	2004	1-2	1-2	2-4
1963	7-2	6-3	13-5	1977	4-2	2-4	6-6	1991	3-3	4-2	7-5	2005	3-1	2-4	5-5
1964	7-2	2-7	9-9	1978	4-2	3-3	7-5	1992	3-3	2-4	5-7	2006	1-2	1-2	2-4
1965	7-2	7-2	14-4	1979	5-1	4-2	9-3	1993	6-0	5-1	11-1	2007	2-2	0-3	2-5
1966	4-5	3-6	7-11	1980	5-1	3-3	8-4	1994	2-1	1-2	3-3	2008	3-0	2-2	5-2
1967	8-1	3-6	11-7	1981	5-1	1-2	6-3	1995	3-3	3-3	6-6	2009	1-2	0-3	1-5
1968	5-4	5-4	10-8	1982	4-2	4-2	8-4	1996	4-2	4-2	8-4	2010	2-2	1-2	3-4
1969	6-0	4-2	10-2	1983	4-2	5-1	9-3	1997	3-2	4-2	7-4	2011	1-2	2-1	3-3
1970	4-2	2-4	6-6	1984	1-5	3-3	4-8	1998	3-3	2-1	5-4	2012	3-0	1-2	4-2
1971	3-3	3-3	6-6	1985	2-4	2-4	4-8	1999	1-2	3-3	4-5	2014	0-0	1-2	1-2
1972	3-3	2-4	5-7	1986	4-2	1-5	5-7	2000	1-3	1-2	2-5	2017	3-0	-	3-0
1973	2-4	4-2	6-6	1987	3-3	3-3	6-6	2001	2-1	1-2	3-3	2022	2-0	2-0	4-0
1974	4-2	2-4	6-6	1988	4-2	1-5	5-7	2002	2-1	2-1	4-2	2023	2-1	-	1-2
1975	3-3	1-5	4-8	1989	3-3	3-3	6-6	2003	1-2	1-2	2-4				



MANAGER ROB THOMSON

Second full season in Philadelphia (155-118)
Second full season overall (155-118)

PHILADELPHIA IN 2023

Record:..... 90-72
Finish:..... 2nd, NL East

ASTROS ALL-TIME SERIES RESULTS

Overall:..... 282-296
at HOU:..... 163-126
at PHI:..... 119-170

ASTROS RESULTS BY DECADE

1960s:..... 51-87 (.370)
1970s:..... 59-61 (.492)
1980s:..... 57-61 (.483)
1990s:..... 62-43 (.590)
2000s:..... 39-27 (.591)
2010s:..... 11-14 (.440)
2020s:..... 3-3 (.500)
Total:..... 282-296 (.488)

EASTERN DIVISION I NATIONAL LEAGUE

PHILADELPHIA PHILLIES

Citizens Bank Park • One Citizens Bank Way • Philadelphia, PA 19148
(215) 463-6000 • (215) 218-5264 (Press Box) • phillies.com

Stadium (Year Opened):..... Citizens Bank Park (2004)
Capacity/Dimensions:..... 42,901/330—401—329

SERIES RECORDS

Longest Winning Streak, Astros:..... 12 (Aug. 17, 2004-Sept. 7, 2005)
Longest Winning Streak, Phillies:..... 17 (April 13, 1962-Sept. 3, 1962)
Largest Margin of Victory, Astros:..... 14 (May 13, 2002, HOU 17, Phi 3)
Largest Margin of Victory, Phillies:..... 16 (Sept. 10, 1963, PHI 16, Hou 0)
Most Runs Scored by Astros:..... 17 (May 13, 2002 at Houston)
Most Runs Scored by Phillies:..... 16 (Sept. 10, 1963 at Philadelphia)
Most Runs Scored by Both Teams:..... 23 (Aug. 22, 1992, Hou 14, PHI 9)
Longest Game, Innings:..... 16 (2x, last, 8/24/10 at Philadelphia)
* home team in CAPS

SERIES NOTES

POSTSEASON HISTORY: The Astros won their second World Series Championship in 2022 over the Phillies, winning the series in six games...it marked the Astros second straight trip to the World Series and their fourth in six years...the World Series featured numerous iconic Astros postseason moments, starting with **OF Kyle Tucker's** two-homer game in Game 1, which was the first multi-homer game in Astros World Series history...after the Phillies took two-of-three to open the series, the **RHP Cristian Javier, RHP Bryan Abreu, RHP Rafael Montero** and **RHP Ryan Pressly** teamed up to toss a combined no-hitter in Game 4 at Citizens Bank Park...it marked just the second no-hitter in World Series history and the third no-hitter in MLB postseason history...**OF Yordan Alvarez** capped off his remarkable postseason with a go-ahead three-run home run in the sixth inning off **LHP Jose Alvarado**...**IF Jeremy Peña** was named the World Series MVP after also winning the ALCS MVP vs. the New York Yankees

LAST SIGNIFICANT TRADE: After being selected to two All-Star Games with the Astros, **OF Hunter Pence** was dealt to the Phillies for **IF Jon Singleton, RHP Jarrod Cosart, OF Domingo Santana** and **RHP Josh Zeid**...Pence appeared in parts of two seasons with the Phillies before going on to win two World Series Championships in eight seasons with the San Francisco Giants...after being released by the Astros in 2018, Singleton returned to Houston on a minor league deal in 2023 and reached the Majors once again with the Astros following an eight-year gap...Cosart spent parts of two seasons at the Major League level with the Astros (2013-14) before being traded to the Miami Marlins...Zeid appeared in 48 games in relief across two seasons at the Major League level with Houston (2013-14)...Santana appeared in two seasons at the Major League level with the Astros (2014-15) before being traded to the Milwaukee Brewers.

2023 SEASON REVIEW

Date	G	Opp	Score	Rec	Pos	GB	Astros POR	Phillies POR	Save	Attend
4/28	26	PHI	L 1-3	14-12	2nd	1.0	Valdez (2-3)	Nola (2-2)	Alvarado (5)	40,719
4/29	27	PHI	L 1-6	14-13	2nd	2.0	Javier (2-1)	Wheeler (3-1)	-	41,240
4/30	28	PHI	W 4-3	15-13	2nd	2.0	Urquidy (2-2)	Falter (0-5)	Pressly (3)	41,669

ASTROS YEAR-BY-YEAR RESULTS

YEAR	HOME	ROAD	TOTAL	YEAR	HOME	ROAD	TOTAL	YEAR	HOME	ROAD	TOTAL	YEAR	HOME	ROAD	TOTAL
1962	1-8	0-9	1-17	1976	3-3	1-5	4-8	1990	3-3	2-4	5-7	2004	3-0	3-0	6-0
1963	6-3	2-7	8-10	1977	4-2	0-6	4-8	1991	4-2	3-3	7-5	2005	3-0	3-0	6-0
1964	3-6	2-7	5-13	1978	5-1	1-5	6-6	1992	4-2	4-2	8-4	2006	0-3	2-1	2-4
1965	2-7	4-5	6-12	1979	2-4	3-3	5-7	1993	2-4	3-3	5-7	2007	2-1	1-2	3-3
1966	5-4	2-7	7-11	1980	2-4	1-5	3-9	1994	3-0	2-1	5-1	2008	2-2	1-2	3-4
1967	5-4	2-7	7-11	1981	4-0	0-6	4-6	1995	1-5	4-2	5-7	2009	4-0	2-2	6-2
1968	6-3	3-6	9-9	1982	4-2	3-3	7-5	1996	5-1	5-1	10-2	2010	0-3	4-0	4-3
1969	5-1	3-3	8-4	1983	1-5	3-3	4-8	1997	2-4	2-3	4-7	2011	2-1	0-3	2-4
1970	3-3	1-5	4-8	1984	3-3	3-3	6-6	1998	3-0	4-2	7-2	2012	2-1	1-2	3-3
1971	4-2	4-2	8-4	1985	3-3	1-5	4-8	1999	2-1	4-0	6-1	2014	0-0	0-3	0-3
1972	6-0	3-3	9-3	1986	3-3	3-3	6-6	2000	3-3	2-1	5-4	2017	0-0	2-1	2-1
1973	3-3	4-2	7-5	1987	2-4	4-2	6-6	2001	1-2	2-1	3-3	2022	2-1	-	2-1
1974	4-2	2-4	6-6	1988	5-1	3-3	8-4	2002	3-0	0-3	3-3	2023	1-2	-	1-2
1975	4-2	2-4	6-6	1989	6-1	3-2	9-3	2003	1-2	1-2	2-4				



MANAGER DEREK SHELTON

Fifth season in Pittsburgh (218-328)
Fifth season overall (218-328)

PITTSBURGH IN 2023

Record:.....76-86
Finish:.....4th, NL Central

ASTROS ALL-TIME SERIES RESULTS

Overall:.....345-367
at HOU:.....204-148
at PIT:.....141-219

ASTROS RESULTS BY DECADE

1990s:.....67-54 (.553)
2000s:.....97-61 (.613)
2010s:.....27-32 (.457)
2020s:.....2-1 (.667)
Total:.....345-367 (.485)

CENTRAL DIVISION | NATIONAL LEAGUE

PITTSBURGH PIRATES

PNC Park • 115 Federal Street • Pittsburgh, PA 15212
(412) 323-5000 • pirates.com

Stadium (Year Opened):.....PNC Park (2001)
Capacity/Dimensions:.....38,075/325—399—320

SERIES RECORDS

Longest Winning Streak, Astros:10 (July 25, 2002-May 13, 2003)
Longest Winning Streak, Pirates:9 (3x, last, May 12-July 8, 2012)
Largest Margin of Victory, Astros:14 (Aug. 14, 2000, HOU 16, Pit 2)
Largest Margin of Victory, Pirates:13 (2x, last, July 23, 1967, PIT 15, Hou 2)
Most Runs Scored by Astros:19 (May 11, 1999 at Houston)
Most Runs Scored by Pirates:17 (May 21, 1989 at Houston)
Most Runs Scored by Both Teams:27 (May 11, 1999, HOU 19, Pit 8)
Longest Game, Innings:18 (May 27, 2006 at Pittsburgh)
** home team in CAPS*

SERIES NOTES

LAST SIGNIFICANT TRADE: The Astros struck gold for their rotation prior to the 2019 season, acquiring **RHP Gerrit Cole** from the Pirates in exchange for **RHP Joe Musgrove**, **RHP Michael Feliz**, **OF Jason Martin** and **IF Colin Moran**...Cole, the first overall pick of the 2011 MLB First-Year Player Draft blossomed with the Astros, going 35-10 with a 2.68 ERA (123ER/412.2IP) in 65 starts across two seasons...Cole was selected to the All-Star Game in each of his two seasons in Houston and also finished top-five in the American League Cy Young Award voting, including No. 2 in 2019...the Astros reached the playoffs in both of Cole's seasons in Houston, including a trip to the 2019 World Series...he went 5-2 with a 2.17 ERA (12ER/49.2IP) through seven postseason starts with the Astros.

RIVALRY RENEWED: The Astros and Pirates are scheduled to meet for a three-game series this season from July 29-31 at Minute Maid Park...it will mark the first trip to Houston for the Pirates since a three-game set from June 25-27, 2019...the former National League Central rivals have met just 12 times since the Astros moved to the American League, with the series split at 6-6.

2023 SEASON REVIEW										
Date	G	Opp	Score	Rec	Pos	GB	Astros POR	Pirates POR	Save	Attend
4/10	11	@PIT	W 8-2	5-6	3rd	1.5	Valdez (1-1)	Contreras (1-1)	-	10,222
4/11	12	@PIT	L 4-7	5-7	3rd	2.0	Pressly (0-2)	Bednar (1-0)	-	9,996
4/12	13	@PIT	W 7-0	6-7	3rd	1.5	Urquidy (1-0)	Hill (0-2)	-	10,064

ASTROS YEAR-BY-YEAR RESULTS											
YEAR	HOME	ROAD	TOTAL	YEAR	HOME	ROAD	TOTAL	YEAR	HOME	ROAD	TOTAL
1962	2-7	5-4	7-11	1976	7-2	3-6	10-8	1990	7-2	3-6	10-8
1963	5-4	3-6	8-10	1977	4-5	5-4	9-9	1991	4-5	5-4	9-9
1964	5-4	2-7	7-11	1978	5-4	1-8	6-12	1992	7-2	5-4	12-6
1965	2-7	1-8	3-15	1979	3-6	4-5	7-11	1993	1-6	2-4	3-10
1966	5-4	1-8	6-12	1980	8-1	3-6	11-7	1994	5-1	3-1	8-2
1967	5-4	1-8	6-12	1981	4-2	5-4	9-6	1995	3-1	2-2	5-3
1968	5-4	3-6	8-10	1982	4-5	1-8	5-13	1996	4-2	4-2	8-4
1969	8-1	2-7	10-8	1983	6-3	6-3	12-6	1997	2-3	1-5	3-8
1970	7-2	3-6	10-8	1984	7-2	5-4	12-6	1998	4-2	2-1	6-3
1971	5-4	4-5	9-9	1985	8-1	7-2	15-3	1999	2-1	3-3	5-4
1972	5-4	8-1	13-5	1986	5-4	4-5	9-9	2000	0-6	1-2	1-8
1973	6-3	5-4	11-7	1987	7-2	3-6	10-8	2001	0-3	3-0	3-3
1974	5-4	5-4	10-8	1988	2-7	5-4	7-11	2002	1-2	0-3	1-5
1975	1-8	4-5	5-13	1989	6-3	2-7	8-10	2003	1-2	1-2	2-4
								2004	1-2	1-2	2-4
								2005	2-2	1-2	3-4
								2006	0-3	1-2	1-5
								2007	2-1	0-3	2-4
								2008	4-0	3-1	7-1
								2009	1-2	1-2	2-4
								2010	2-4	0-3	2-7
								2011	2-1	2-2	4-3
								2012	0-3	1-5	1-8
								2015	1-1	1-1	2-2
								2016	-	2-1	2-1
								2019	1-2	-	1-2
								2023	-	2-1	2-1



MANAGER MIKE SHILDT

First season in San Diego (---)
Fifth season overall (252-199)

SAN DIEGO IN 2023

Record:.....82-80
Finish:.....3rd, NL West

ASTROS ALL-TIME SERIES RESULTS

Overall:.....318-291
at HOU:.....176-126
at SD:.....142-165

ASTROS RESULTS BY DECADE

1990s:.....62-67 (.480)
2000s:.....34-35 (.492)
2010s:.....13-16 (.448)
2020s:.....4-8 (.333)
Total:.....318-291 (.522)

WESTERN DIVISION | NATIONAL LEAGUE

SAN DIEGO PADRES

Petco Park • 100 Park Boulevard • San Diego, CA 92101
(619) 795-5000 • (619) 795-5267 (Press Box) • padres.com

Stadium (Year Opened):..... Petco Park (2004)
Capacity/Dimensions:..... 39,909/336—395—322

SERIES RECORDS

Longest Winning Streak, Astros: 9 (June 22, 1979-Sept. 17, 1979)
Longest Winning Streak, Padres: 8 (2x, last, July 29, 1990-Sept. 18, 1990)
Largest Margin of Victory, Astros: 12 (Sept. 16, 1997, HOU 15, Sd 3)
Largest Margin of Victory, Padres: 15 (April 7, 1996, Sd 17, HOU 2)
Most Runs Scored by Astros: 15 (Sept. 16, 1997 at Houston)
Most Runs Scored by Padres: 18 (July 29, 2007 at Houston)
Most Runs Scored by Both Teams: 29 (July 29, 2007, Sd 18, HOU 11)
Longest Game, Innings: 21 (Sept. 24, 1971 at San Diego)
** home team in CAPS*

SERIES NOTES

LAST SIGNIFICANT TRADE: The Astros and Padres connected on a 12-player trade in December 1994, with the Astros acquiring **OF Derek Bell**, **RHP Doug Brocail**, **IF Ricky Gutierrez**, **LHP Pedro Martinez**, **OF Phil Plantier** and **IF Craig Shipley** in exchange for **IF Ken Caminiti**, **IF Andujar Cedeno**, **OF Steve Finley**, **IF Roberto Petagine**, **RHP Brian Williams** and **LHP Sean Fesh**...Bell had the biggest impact among players acquired by the Astros in this deal, batting .284 (770x2711) with 74 home runs and 444 RBI through five seasons (1995-99)...the Astros appeared in the postseason in three of Bell's five seasons with the club...Brocail had two stints with the club (1995-96, 2008-09) and appeared in 72 games in 2008, going 7-5 with a 3.93 ERA (30ER/68.2IP)...Caminiti and Finley proved to be the biggest losses for the Astros...Caminiti was selected to two All-Star Games and won the 1996 National League MVP with San Diego...Finley spent four seasons with the Padres (1995-98) and won two Gold Gloves at center field while also garnering one All-Star selection.

POSTSEASON HISTORY: While still National League counterparts, the Astros and Padres met once in the postseason, coming in the 1998 NLDS...the Padres went on to win the series in four games and advanced to the 1998 World Series vs. the New York Yankees...**LHP Randy Johnson**, who was acquired from the Seattle Mariners in a mid-season deal, logged a 1.93 ERA (3ER/14IP) and struck out 17 batters through two starts...Johnson was outdone only by **RHP Kevin Brown**, who recorded a 0.61 ERA (1ER/14.2IP) and struck out 21 batters through his two starts.

2023 SEASON REVIEW

Date	G	Opp	Score	Rec	Pos	GB	Astros POR	Padres POR	Save	Attend
9/8	142	SD	L 2-11	80-62	1st	(0.5)	Brown (10-11)	Snell (13-9)	-	39,516
9/9	143	SD	W 7-5	81-62	1st	(1.5)	Maton (4-3)	Lugo (6-7)	Pressly (30)	39,452
9/10	144	SD	W 12-2	82-62	1st	(2.5)	France (11-5)	Waldron (0-3)	-	41,073

ASTROS YEAR-BY-YEAR RESULTS

YEAR	HOME	ROAD	TOTAL	YEAR	HOME	ROAD	TOTAL	YEAR	HOME	ROAD	TOTAL	YEAR	HOME	ROAD	TOTAL
1969	8-1	2-7	10-8	1982	5-4	4-5	9-9	1995	4-1	3-3	7-4	2008	2-0	1-3	3-3
1970	7-2	7-2	14-4	1983	7-2	4-5	11-7	1996	2-4	4-2	6-6	2009	3-0	3-1	6-1
1971	4-5	6-3	10-8	1984	4-5	2-7	6-12	1997	2-4	4-1	6-5	2010	1-2	1-3	2-5
1972	4-1	8-1	12-2	1985	8-1	4-5	12-6	1998	2-1	3-3	5-4	2011	2-2	1-3	3-5
1973	6-3	4-3	10-6	1986	5-4	5-4	10-8	1999	6-0	2-1	8-1	2012	2-2	1-3	3-5
1974	6-3	5-4	11-7	1987	4-5	1-8	5-13	2000	0-3	2-4	2-7	2015	-	3-0	3-0
1975	4-5	5-4	9-9	1988	4-5	2-7	6-12	2001	1-5	2-1	3-6	2018	2-1	-	2-1
1976	7-3	3-5	10-8	1989	5-4	3-6	8-10	2002	2-1	2-1	4-2	2020	-	0-3	0-3
1977	4-5	4-5	8-10	1990	3-6	1-8	4-14	2003	1-2	2-1	3-3	2021	1-2	1-2	2-4
1978	5-4	3-6	8-10	1991	4-5	2-7	6-12	2004	1-1	1-2	2-4	2023	2-1	-	2-1
1979	8-1	6-3	14-4	1992	6-3	1-8	7-11	2005	3-1	1-2	4-3				
1980	4-5	7-2	11-7	1993	4-2	4-3	8-5	2006	1-2	2-1	3-3				
1981	4-1	7-2	11-3	1994	4-3	1-2	5-5	2007	2-2	2-1	4-3				



MANAGER BOB MELVIN

First season in San Francisco (---)
21st season overall (1517-1425)

SAN FRANCISCO IN 2023

Record:..... 78-81
Finish:..... 4th, NL West

ASTROS ALL-TIME SERIES RESULTS

Overall:..... 353-382
at HOU:..... 203-167
at SF:..... 150-215

ASTROS RESULTS BY DECADE

1990s:..... 69-57 (.547)
2000s:..... 24-42 (.353)
2010s:..... 13-20 (.393)
2020s:..... 4-5 (.444)
Total:..... 353-382 (.480)

WESTERN DIVISION | NATIONAL LEAGUE

SAN FRANCISCO GIANTS

Oracle Park • 24 Willie Mays Plaza • San Francisco, CA 94107
(415) 972-2000 • (415) 972-2450 (Press Box) • sfgiants.com

Stadium (Year Opened):..... Oracle Park (2000)
Capacity/Dimensions:..... 40,260/339—391—309

SERIES RECORDS

Longest Winning Streak, Astros: 12 (Aug. 8, 1984-June 30, 1985)
Longest Winning Streak, Giants: 11 (Sept. 22, 1964-May 22, 1965)
Largest Margin of Victory, Astros: 14 (July 7, 1971, Hou 18, SF 4)
Largest Margin of Victory, Giants: 14 (April 13, 1991, Sf 16, HOU 2)
Most Runs Scored by Astros: 18 (July 7, 1971 at San Francisco)
Most Runs Scored by Giants: 16 (2x, last, April 13, 1991 at Houston)
Most Runs Scored by Both Teams: 24 (July 15, 1995, Hou 15, SF 9)
Longest Game, Innings: 15 (2x, last, May 22, 1981 at Houston)
** home team in CAPS*

SERIES NOTES

LAST SIGNIFICANT TRADE: The Astros acquired utility man **Mauricio Dubón** from the Giants on May 14, 2022, in exchange for **C Michael Papierski**, who was with Triple A Sugar Land at the time of the deal... Dubón had a breakout 2023 campaign, which culminated with his first career Gold Glove Award, coming at the utility spot...he also set career highs in nearly every offensive category in 2023, batting .278 (130x467) with 26 doubles, 10 home runs, 46 RBI, seven stolen bases and a .720 OPS through 132 games... the Honduran native has appeared at every position outside of catcher and pitcher during his time with the Astros...he worked mainly at second base (79 games) and center field (29 games) in 2023... Dubón went on to hit .320 (8x25) with 2 RBI through eight games in the 2023 postseason.

HISTORICAL SERIES: The Astros and Giants have a long history against each other, with the Astros having played the Giants 735 times in their history, their second-most against any individual opponent, trailing only the Cincinnati Reds (851g)...the Giants hold the all-time series lead (382-353) but the Astros lead the series at 10-7 since 2015... the Astros are set to take on the Giants for three games at Oracle Park from June 10-12 in 2024, which will be the Astros' first trip to San Francisco since a three-game set from July 30-August 1, 2021.

2023 SEASON REVIEW

Date	G	Opp	Score	Rec	Pos	GB	Astros POR	Giants POR	Save	Attend
5/1	29	SF	W 7-3	16-13	2nd	1.5	Stanek (2-1)	Hjelle (1-1)	-	30,915
5/2	30	SF	L 0-2	16-14	2nd	2.5	Brown (3-1)	DeSclafani (3-1)	Doval (4)	37,101
5/3	31	SF	L 2-4	16-15	3rd	2.5	Valdez (2-4)	Webb (2-5)	Doval (5)	40,405

ASTROS YEAR-BY-YEAR RESULTS

YEAR	HOME	ROAD	TOTAL	YEAR	HOME	ROAD	TOTAL	YEAR	HOME	ROAD	TOTAL	YEAR	HOME	ROAD	TOTAL
1962	2-7	5-4	7-11	1976	7-2	3-6	10-8	1990	7-2	3-6	10-8	2004	1-2	1-2	2-4
1963	5-4	3-6	8-10	1977	4-5	5-4	9-9	1991	4-5	5-4	9-9	2005	2-2	1-2	3-4
1964	5-4	2-7	7-11	1978	5-4	1-8	6-12	1992	7-2	5-4	12-6	2006	0-3	1-2	1-5
1965	2-7	1-8	3-15	1979	3-6	4-5	7-11	1993	1-6	2-4	3-10	2007	2-1	0-3	2-4
1966	5-4	1-8	6-12	1980	8-1	3-6	11-7	1994	5-1	3-1	8-2	2008	4-0	3-1	7-1
1967	5-4	1-8	6-12	1981	4-2	5-4	9-6	1995	3-1	2-2	5-3	2009	1-2	1-2	2-4
1968	5-4	3-6	8-10	1982	4-5	1-8	5-13	1996	4-2	4-2	8-4	2010	2-4	0-3	2-7
1969	8-1	2-7	10-8	1983	6-3	6-3	12-6	1997	2-3	1-5	3-8	2011	2-1	2-2	4-3
1970	7-2	3-6	10-8	1984	7-2	5-4	12-6	1998	4-2	2-1	6-3	2012	0-3	1-5	1-8
1971	5-4	4-5	9-9	1985	8-1	7-2	15-3	1999	2-1	3-3	5-4	2015	1-1	1-1	2-2
1972	5-4	4-5	13-5	1986	5-4	4-5	9-9	2000	0-6	1-2	1-8	2018	2-0	2-0	4-0
1973	6-3	5-4	11-7	1987	7-2	3-6	10-8	2001	0-3	3-0	3-3	2020	2-1	-	2-1
1974	5-4	5-4	10-8	1988	2-7	5-4	7-11	2002	1-2	0-3	1-5	2021	-	1-2	1-2
1975	1-8	4-5	5-13	1989	6-3	2-7	8-10	2003	1-2	1-2	2-4	2023	1-2	-	1-2



MANAGER OLI MARMOL

3rd season in St. Louis (164-160)
3rrd season overall (164-160)

ST. LOUIS IN 2023

Record:..... 71-91
Finish:..... 5th, NL Central

ASTROS ALL-TIME SERIES RESULTS

Overall:..... 333-381
at HOU:..... 183-176
at STL:..... 150-205

ASTROS RESULTS BY DECADE

1960s:..... 59-79-1 (.428)
1970s:..... 56-64-1 (.467)
1980s:..... 56-58 (.491)
1990s:..... 60-62 (.492)
2000s:..... 76-85 (.472)
2010s:..... 24-32 (.428)
2020s:..... 2-1 (.667)
Total:..... 333-381 (.466)

CENTRAL DIVISION I NATIONAL LEAGUE

ST. LOUIS CARDINALS

Busch Stadium • 700 Clark Street • St. Louis, MO 63102
(314) 345-9600 • cardinals.com

Stadium (Year Opened):..... Busch Stadium (2006)
Capacity/Dimensions:..... 46,861/336—400—335

SERIES RECORDS

Longest Winning Streak, Astros: 5 (7x, last, Sept. 13-24, 2006)
Longest Winning Streak, Cardinals: 10 (June 6-Sept. 25, 2012)
Largest Margin of Victory, Astros: 17 (Sept. 20, 2007, Hou 18, STL 1)
Largest Margin of Victory, Cardinals: 15 (April 23, 1963, Stl 15, HOU 0)
Most Runs Scored by Astros: 18 (2x, last, Aug. 3, 2010 at St. Louis)
Most Runs Scored by Cardinals: 19 (Sept. 30, 1965 at Houston)
Most Runs Scored by Both Teams: 28 (July 18, 2001, HOU 17, Stl 11)
Longest Game, Innings: 18 (May 27, 1983 at Houston)
* home team in CAPS

SERIES NOTES

POSTSEASON HISTORY: The Astros and Cardinals have met twice in the postseason, with both occasions coming in the National League Championship Series and each series running at least six games...the Cardinals won the first series, taking the 2004 NLCS in seven games before ultimately losing to the Boston Red Sox in the World Series...the Astros avenged the series loss just a season later, winning the 2005 NLCS in six games to secure their first-ever trip to the World Series...**RHP Roy Oswalt** allowed just one run through seven innings of work in Game 6 of the 2005 NLCS to help send the Astros to their World Series visit vs. the Chicago White Sox.

LAST SIGNIFICANT TRADE: The former National League Central mates do not have an extensive trade history, but the Astros landed a franchise icon from the Cardinals on October 24, 1974, acquiring **OF José Cruz** in exchange for cash...Cruz went on to play 13 seasons in Houston, making two National League All-Star teams and finishing top-10 in NL MVP voting three times...Cruz was inducted into the Astros Hall-of-Fame in 2019 and his No. 25 was also retired by the club.

2023 SEASON REVIEW

Date	G	Opp	Score	Rec	Pos	GB	Astros POR	Cardinals POR	Save	Attend
6/27	79	@STL	L 2-4	42-37	3rd	6.0	Valdez (7-6)	Montgomery (5-7)	Hicks (5)	41,512
6/28	80	@STL	W 10-7	43-37	T-2nd	6.0	Martinez (2-3)	Gallegos (1-4)	Pressly (15)	41,452
6/29	81	@STL	W 14-0	44-37	2nd	5.0	France (3-3)	Wainwright (3-3)	-	42,504

ASTROS YEAR-BY-YEAR RESULTS

YEAR	HOME	ROAD	TOTAL	YEAR	HOME	ROAD	TOTAL	YEAR	HOME	ROAD	TOTAL	YEAR	HOME	ROAD	TOTAL
1962	2-7	5-4	7-11	1976	7-2	3-6	10-8	1990	7-2	3-6	10-8	2004	1-2	1-2	2-4
1963	5-4	3-6	8-10	1977	4-5	5-4	9-9	1991	4-5	5-4	9-9	2005	2-2	1-2	3-4
1964	5-4	2-7	7-11	1978	5-4	1-8	6-12	1992	7-2	5-4	12-6	2006	0-3	1-2	1-5
1965	2-7	1-8	3-15	1979	3-6	4-5	7-11	1993	1-6	2-4	3-10	2007	2-1	0-3	2-4
1966	5-4	1-8	6-12	1980	8-1	3-6	11-7	1994	5-1	3-1	8-2	2008	4-0	3-1	7-1
1967	5-4	1-8	6-12	1981	4-2	5-4	9-6	1995	3-1	2-2	5-3	2009	1-2	1-2	2-4
1968	5-4	3-6	8-10	1982	4-5	1-8	5-13	1996	4-2	4-2	8-4	2010	2-4	0-3	2-7
1969	8-1	2-7	10-8	1983	6-3	6-3	12-6	1997	2-3	1-5	3-8	2011	2-1	2-2	4-3
1970	7-2	3-6	10-8	1984	7-2	5-4	12-6	1998	4-2	2-1	6-3	2012	0-3	1-5	1-8
1971	5-4	4-5	9-9	1985	8-1	7-2	15-3	1999	2-1	3-3	5-4	2015	1-1	1-1	2-2
1972	5-4	8-1	13-5	1986	5-4	4-5	9-9	2000	0-6	1-2	1-8	2016	0-2	2-0	2-2
1973	6-3	5-4	11-7	1987	7-2	3-6	10-8	2001	0-3	3-0	3-3	2019	-	1-2	1-2
1974	5-4	5-4	10-8	1988	2-7	5-4	7-11	2002	1-2	0-3	1-5	2023	-	2-1	2-1
1975	1-8	4-5	5-13	1989	6-3	2-7	8-10	2003	1-2	1-2	2-4				



MANAGER DAVE MARTINEZ

Seventh season in Washington (392-478)
Seventh season overall (392-478)

WASHINGTON IN 2023

Record:..... 71-91
Finish:..... 5th, NL East

ASTROS ALL-TIME SERIES RESULTS

Overall:..... 248-209
at HOU:..... 131-98
at WSH:..... 117-111

ASTROS RESULTS BY DECADE

1960s:..... 11-1 (.917)
1970s:..... 71-49 (.592)
1980s:..... 60-55 (.522)
1990s:..... 57-51 (.528)
2000s:..... 36-31 (.537)
2010s:..... 9-20 (.310)
2020s:..... 4-2 (.667)
Total:..... 248-209 (.543)

EASTERN DIVISION I NATIONAL LEAGUE

WASHINGTON NATIONALS

Nationals Park • 1500 South Capitol St., SE • Washington, DC 20003
(202) 640-7000 • (202) 640-7150 (Press Box) • nationals.com

Stadium (Year Opened):..... Nationals Park (2008)
Capacity/Dimensions:..... 41,373/336—402—335

SERIES RECORDS

Longest Winning Streak, Astros:..... 9 (July 18, 1997-April 18, 1998)
Longest Winning Streak, Nationals:..... 8 (Aug. 6, 2012-Aug. 22, 2017)
Largest Margin of Victory, Astros:..... 15 (April 26, 1998, Hou 15, MON 0)
Largest Margin of Victory, Nationals:..... 16 (June 17, 1979, MON 19, Hou 3)
Most Runs Scored by Astros:..... 17 (Aug. 17, 1972 at Montreal)
Most Runs Scored by Nationals:..... 19 (June 17, 1979 at Montreal)
Most Runs Scored by Both Teams:..... 22 (2x, last, June 17, 1979, MON 19, Hou 3)
Longest Game, Innings:..... 19 (7/7/85 at Houston)
* home team in CAPS

SERIES NOTES

POSTSEASON HISTORY: The Astros advanced to their third World Series franchise history in 2019, where they faced the Nationals and were defeated in seven games...it was the first World Series Championship in Washington's history and it marked the first World Series in which the road team won each game...**RHP Stephen Strasburg** was named the World Series MVP after going 2-0 with a 2.51 ERA (4ER/14.1IP) through two starts.

SEE YOU IN WEST PALM: Not only are the Astros and Nationals forever linked by their matchup in the 2019 World Series, but the two clubs also share a Spring Training facility in the Ballpark of the Palm Beaches in West Palm Beach, Fla...the two clubs are scheduled to square off seven times in Spring Training this season, as well as for a three-game series at Nationals Park from April 19-21.

2023 SEASON REVIEW

Date	G	Opp	Score	Rec	Pos	GB	Astros POR	Nationals POR	Save	Attend
6/13	67	WSN	W 6-1	38-29	2nd	3.5	Brown (6-3)	Corbin (4-7)	-	39,546
6/14	68	WSN	W 5-4	39-29	2nd	3.5	Pressly (1-2)	Harvey (2-3)	-	39,976
6/15	69	WSN	L 1-4 (10)	39-30	2nd	3.5	Maton (0-2)	Harvey (3-3)	Edwards Jr. (2)	38,303

ASTROS YEAR-BY-YEAR RESULTS

YEAR	HOME	ROAD	TOTAL	YEAR	HOME	ROAD	TOTAL	YEAR	HOME	ROAD	TOTAL	YEAR	HOME	ROAD	TOTAL
1969	6-0	5-1	11-1	1981	2-1	3-1	5-2	1993	3-3	2-4	5-7	2005	2-1	3-1	5-2
1970	4-2	4-2	8-4	1982	2-4	2-4	4-8	1994	1-2	1-2	2-4	2006	3-1	1-3	4-4
1971	1-5	3-3	4-8	1983	5-1	3-4	8-4	1995	3-3	6-0	9-3	2007	1-3	1-2	2-5
1972	4-2	4-2	8-4	1984	4-2	3-3	7-5	1996	2-4	2-5	4-9	2008	2-1	2-1	4-2
1973	4-2	2-4	6-6	1985	4-2	2-4	6-6	1997	5-1	3-2	8-3	2009	3-1	0-2	3-3
1974	1-5	5-1	6-6	1986	5-1	3-3	8-4	1998	2-1	5-1	7-2	2010	3-1	1-3	4-4
1975	5-1	3-3	8-4	1987	4-2	3-3	7-5	1999	4-2	3-0	7-2	2011	2-1	1-2	3-3
1976	5-1	5-1	10-2	1988	2-4	4-2	6-6	2000	2-1	2-4	4-5	2012	0-4	1-3	1-7
1977	4-2	4-2	8-4	1989	1-5	3-3	4-8	2001	3-0	3-0	6-0	2014	0-2	0-2	0-4
1978	4-2	2-4	6-6	1990	3-3	2-4	5-7	2002	3-3	1-2	4-5	2017	1-2	-	1-2
1979	5-1	2-4	7-5	1991	2-4	0-6	2-10	2003	2-1	1-2	3-3	2022	-	2-1	2-1
1980	2-4	3-3	5-7	1992	4-2	4-2	8-4	2004	1-2	1-2	2-4	2023	2-1	-	2-1

2024 SEASON

HISTORY AND RECORDS




HOUSTON★ASTROS

RELENTLESS

HISTORY AND RECORDS TABLE OF CONTENTS


Attendance Records.....	416	Inside the Park.....	408	Rookie Records	
All-Star Games in Houston.....	452	Opponent Grand Slams.....	405	Double Digit Rookie Homers.....	400
All-Star Selections.....	430	Walk-off Home Runs.....	407	Team Records.....	387
All-Time Roster		Last Time it Happened.....	372	Slowest Starts.....	415
By Name.....	433	Last Trade With.....	444	Stadium History.....	363
By Uniform Number.....	437	Managerial History.....	414	Sweeps.....	413
Coaches.....	437	Media Wall of Honor.....	368	Team Records	
Awards		Minute Maid Park Records		Defensive Records.....	388
BBWAA Awards.....	426	All-Time Batting Leaders.....	444	Individual Batting.....	378
Cy Young.....	402	All-Time Pitching Leaders.....	445	Individual Pitching.....	381
Gold Glove Winners.....	428	Extra-Inning Games.....	447	Leaders by Position.....	423
Most Valuable Player.....	402	Game Time.....	447	Team Batting.....	383
Players of the Month.....	428	Longest/Shortest Home Runs.....	445	Team Pitching.....	385
Players of the Week.....	429	Opponent Career Records.....	445	Team Pinch-Hitting.....	387
Other Awards.....	427	Single Game Records.....	446	Triple Plays.....	411
Rookie of the Year.....	402	Record by Roof Status.....	446	Uniform History.....	364
Best Records by Game Number.....	415	Month-by-Month Records.....	412	Win-Loss Records.....	389
Broadcasting.....	366	No-Hitters.....	411	Year-by-Year	
Cycles.....	403	Offensive Top 10 Charts.....	392	Batting Leaders.....	396
Doubleheaders.....	412	Opening Day		Final Records.....	414
Hitting Streaks.....	400	Lineups.....	421	Games Played Leaders by Position.....	424
Home Runs		Start Leaders by Position.....	423	League Leaders.....	409
At Minute Maid Park.....	444	Year-by-Year.....	420	Pitching Leaders.....	397
Career Grand Slams.....	403	Pitching Top 10 Charts.....	394	Summaries.....	352
Career Leadoff Homers.....	403	Postseason		Team Batting.....	398
Career Pinch-hit.....	403	Game-by-Game.....	448	Team Pitching.....	399
Career Walk-off.....	403	Retired Numbers.....	344	20-Game Winners.....	411
Grand Slams.....	403				

ASTROS RETIRED NUMBERS




32 · JIM UMBRIGHT

(#32 RETIRED ON APRIL 12, 1965)



40 · DON WILSON

(#40 RETIRED ON APRIL 13, 1975)




25 · JOSE CRUZ

(#25 RETIRED ON OCT. 3, 1992)



33 · MIKE SCOTT

(#33 RETIRED ON OCT. 3, 1992)



34 · NOLAN RYAN


(#34 RETIRED ON SEPT. 29, 1996)



49 · LARRY DIERKER

(#49 RETIRED ON MAY 19, 2002)

ASTROS RETIRED NUMBERS



24 • JIMMY WYNN

(#24 RETIRED ON JUNE 25, 2005)




5 • JEFF BAGWELL

(#5 RETIRED ON AUG. 26, 2007)



7 • CRAIG BIGGIO

(#7 RETIRED ON AUG. 17, 2008)



42 • JACKIE ROBINSON

(#42 RETIRED PRIOR TO THE 1997 SEASON)

ASTROS HALL OF FAME PRESENTED BY HOUSTON METHODIST

The Astros Hall of Fame presented by Houston Methodist was established in 2019, and resides in Hall of Fame Alley on the main concourse of Minute Maid Park in left-center field. The Astros Hall of Fame was created to give Astros fans an opportunity to celebrate and connect with the greatest individuals and moments in Astros franchise history.

The inaugural Astros Hall of Fame class of 2019 featured 16 individuals: the nine Astros with retired numbers, as well as the members of the Astros Walk of Fame located on Texas Ave. outside Minute Maid Park. Each member of the Astros Hall of Fame has their own custom plaque on display inside Hall of Fame Alley.

In 2023, the Astros will induct another two franchise icons into the Astros Hall of Fame as the Class of 2023: Bill Doran and Bill Brown.



ASTROS
FRONT OFFICE

ASTROS
COACHING STAFF

HOUSTON
ASTROS

SCOUTING & PLAYER
DEVELOPMENT

2023 SEASON
IN REVIEW

2024
OPPONENTS


HISTORY &
RECORDS

SPRING
TRAINING

MEDIA
INFORMATION

MINUTE MAID
PARK

ASTROS HALL OF FAME INDUCTEES



14 • 3B BOB ASPROMONTE (1956, 1960-71)

CLASS OF 2019

An original member of the Colt .45s franchise, Aspromonte took the first plate appearance in Houston franchise history, as he was the leadoff hitter in the club's inaugural game on April 10, 1962. Aspromonte recorded the first hit, run and stolen base in Houston franchise history, and was an Opening Day starter in all seven of his seasons with Houston. He established a franchise record for grand slams (6), and in 1965 he tallied 14 game-winning hits and a team-high 11 game-winning RBI. Aspromonte also recorded the first regular season homer by an Astros player in the Astrodome on April 24, 1965.



5 • 1B JEFF BAGWELL (1991-2005)

CLASS OF 2019


One of two players inducted into the National Baseball Hall of Fame as a member of the Astros, Bagwell played his entire 15-year career with Houston, leading the club to six play-off appearances, four division titles and a National League Pennant (2005). He became the first player in Astros history to be named MVP of his league (1994), and was the first Astros player to win Rookie of the Year (1991). The franchise leader in homers (449), walks (1401) and RBI (1529), Bagwell was also an elite defensive player, winning a Gold Glove Award in 1994. He is the only first baseman in MLB history to record 200 steals and 400 homers.



7 • 2B CRAIG BIGGIO (1988-2007)

CLASS OF 2019

The first player to be inducted into the National Baseball Hall of Fame as a member of the Astros, Craig Biggio played all 20 of his Major League seasons with the Astros. He is the only player in Astros history to reach 3,000 total hits, and is the MLB modern-day all-time leader in hit by pitches (285) and ranks third all-time in leadoff home runs (53). Biggio was named to seven All-Star teams, won five Silver Slugger Awards and four Gold Gloves. Biggio impacted the community off the field as well with his lifelong dedication to the Sunshine Kids organization, and in 2007 he won MLB's Roberto Clemente Award for his efforts in the community.



25 • LF JOSE CRUZ (1975-87)

CLASS OF 2019

Jose "Cheo" Cruz played 19 total seasons in the Majors, including 13 seasons with the Astros where he was a fan favorite. Cruz played in 1,870 games with the Astros, batting .292 with 335 doubles, a franchise-record 80 triples, 138 home runs, 942 RBI and 288 stolen bases. Cruz was a two-time All-Star and two-time Silver Slugger Award winner with Houston. In 1980, he finished third in the NL MVP voting and led Houston to its first-ever division title and postseason berth. Cruz spent 13 seasons as the Astros Major League first base coach and over a decade in the front office.



49 • RHP LARRY DIERKER (1964-76)

CLASS OF 2019

In addition to pitching 13 seasons in the Majors with Houston, Larry Dierker impacted the Astros for over 40 years as a broadcaster, front office executive and as one of the greatest managers in franchise history. The franchise-leader in innings pitched, complete games, shutouts and starts, Dierker was a two-time All-Star, posting a 137-117 record and a 3.28 ERA in 345 career games (320 starts) with the Astros. Dierker became the sixth manager in MLB history to lead his club to a division title in his first season, and led the Astros to four division titles in his five seasons. In 1998, Dierker was named the NL Manager of the Year.

ASTROS HALL OF FAME INDUCTEES




BROADCASTER • GENE ELSTON (1962-86)
CLASS OF 2019

Gene Elston broadcast Major League games in Houston for 25 years as the Voice of the Astros from 1962-86. He was behind the mic for the first game in franchise history on April 10, 1962, when the Colt .45s defeated the Chicago Cubs. Elston was the first play-by-play broadcaster for the Houston franchise, and a generation of baseball fans received their introductions to both the Astros and MLB by his broadcasts. Elston broadcast baseball 47 years, and in 2006 was honored with the Ford C. Frick Award from the National Baseball Hall of Fame and Museum for his significant and lasting contributions to the game of baseball.




BROADCASTER • MILO HAMILTON (1985-2012)
CLASS OF 2019

Milo Hamilton, the 1992 recipient of the Ford C. Frick Award, broadcast Major League baseball for close to 60 years, including 28 seasons with the Astros. Hamilton was behind the mic for some of the greatest moments in Astros franchise history, including the club's National League pennant run in 2005, Craig Biggio's 3,000th hit, Nolan Ryan's 4,000th strikeout and six postseason appearances. Hamilton was also a tremendous ambassador for the Astros away from the booth, dedicating his time to numerous charitable endeavors and fundraising activities.



8 • 2B JOE MORGAN (1963-71, 1980)
CLASS OF 2019

Before going on to win two NL MVP Awards and two World Series Championships with the Big Red Machine in Cincinnati, Joe Morgan kickstarted a Hall of Fame career with the Houston Colt .45s and Astros from 1963-71. A two-time All-Star with Houston, Morgan finished second in the NL Rookie of the Year Award voting in 1965, winning the Sporting News Rookie of the Year award. Morgan returned to the Astros in 1980 and helped the club reach its first playoff berth and division title in franchise history. Morgan still ranks among the top five Astros all-time in triples (2nd, 63), OBP (4th, .374) and stolen bases (5th, 219).



36 • RHP JOE NIEKRO (1975-85)
CLASS OF 2019

The Astros all-time franchise leader in career wins with 144, Joe Niekro pitched in 11 seasons with the Astros as part of a 22-year career in the Majors. While the knuckleballer found moderate success prior to joining the Astros, he blossomed into a true ace with Houston. Over a seven-year stretch from 1977-83, Niekro was one of the game's elite pitchers, leading the National League in innings pitched (1,857) while ranking second in strikeouts (1,228) in that span. Niekro set a new single-season franchise record for wins in 1979, going 21-11 with a 3.00 ERA while being named to the NL All-Star team.




37 • RHP SHANE REYNOLDS (1992-2001)
CLASS OF 2019

Shane Reynolds led the Astros starting rotation during the final years of the Astrodome and the first years of Minute Maid Park, helping the Astros reach the playoffs four times in his 11 seasons with the club. An All-Star in 2000, Reynolds went 103-86 with a 3.95 ERA and 1,309 strikeouts in 274 career games (248 starts) in his Astros career. Reynolds led the NL in starts in back-to-back years from 1998-99, and eclipsed 200.0 innings pitched in three out-of-four seasons from 1996-99. He won 19 games while posting a 3.51 ERA and 209 strikeouts in 1998, propelling the Astros to a second-straight division title.

ASTROS
FRONT OFFICEASTROS
COACHING STAFFHOUSTON
ASTROSSCOUTING & PLAYER
DEVELOPMENT2023 SEASON
IN REVIEW2024
OPPONENTSHISTORY &
RECORDSSPRING
TRAININGMEDIA
INFORMATIONMINUTE MAID
PARK

ASTROS HALL OF FAME INDUCTEES



50 • RHP J.R. RICHARD (1971-80)

CLASS OF 2019

J.R. Richard was one of the most imposing pitchers of his era. In 10 seasons with Houston, he went 107-71 with a 3.15 ERA, 76 complete games, 19 shutouts and 1,493 strikeouts in 238 games. Richard won the NL ERA title in 1979 with a 2.71 mark over 38 starts while also setting a new single-season club record for strikeouts with 313. In 1978, he became the first pitcher in franchise history to lead the Majors in strikeouts in a single season (303). Richard's 1,493 strikeouts are the third-most in club history. Richard was named to the NL All-Star team in 1980, but suffered a career-ending stroke on July 30, 1980.



34 • RHP NOLAN RYAN (1980-88)

CLASS OF 2019


Major League Baseball's strikeout king spent nine seasons pitching at the top of Houston's rotation, his most among any of the four teams he played for in a 27-year career. In 282 starts with the Astros, Ryan went 106-94 with a 3.13 ERA, 1,866 strikeouts, 38 complete games and 13 shutouts. The all-time franchise leader in career strikeouts, Ryan also owns the top career ERA in Astros history. A two-time All-Star with Houston, he led the NL in both ERA (2.76) and strikeouts (270) as a 40-year-old in 1987. In 1980, his first year with Houston, he helped pitch the club to their first National League West Division title.



33 • MIKE SCOTT (1984-91)

CLASS OF 2019


Mike Scott pitched nine seasons with Houston, tallying a 110-81 record with a 3.30 ERA and 1,318 strikeouts in 263 games. He became the first pitcher in MLB history to throw a no-hitter in a clinching situation when he shut down San Francisco, 2-0, to help the Astros wrap up the NL West title on Sept. 25, 1986. Scott won the NL Cy Young Award that season after leading the National League in ERA (2.22), innings pitched (275.1) and strikeouts (306). A three-time All-Star with Houston, Scott became the first player ever to win NLCS MVP honors while pitching for the losing team in 1986.



32 • RHP JIM UMBRICHT (1962-63)

CLASS OF 2019

Jim Umbricht was an original member of the Houston Colt .45s. He opened the 1962 season with the Colts and was one of the top relief pitchers in the NL, posting a 4-0 record with a 2.01 ERA. Umbricht was diagnosed with cancer in 1963, and made a remarkable comeback. Following a cancer operation in mid-March of 1963, Umbricht came back to the Astros and pitched in 35 games, making three starts, posting a 4-3 record with a 2.61 ERA. Umbricht died on April 8, 1964 at the age of 33. His number, 32, was officially retired by the Astros on April 12, 1965.




40 • RHP DON WILSON (1966-74)

CLASS OF 2019

Don Wilson compiled a 103-92 record in nine seasons with the Astros, posting a 3.15 ERA with 78 complete games and 20 shutouts. He was named to the NL All-Star team and named the Astros Team MVP in 1971 after going 16-10 with a 2.45 ERA in 268.0 innings pitched. Wilson is the only pitcher to throw two no-hitters in a Houston uniform. On July 14, 1968, he established the franchise record for strikeouts in a single game with 18, eight of which were consecutive. He died on January 5, 1975, and his number, 40, was retired by the Astros on April 13, 1975.


ASTROS HALL OF FAME INDUCTEES

**24 • OF JIMMY WYNN (1963-73)****CLASS OF 2019**

Jimmy Wynn spent the first 11 years of his 15-year Major League career with Houston, the first two as a member of the Colt .45s. Despite his small frame (5'9"), Wynn boasted enormous power and a strong throwing arm, earning him the nickname "The Toy Cannon". In 11 years with Houston, he hit .255 with 228 doubles, 32 triples, 223 homers, 719 RBI and an .806 OPS in 1,426 games, the majority of which were played in the pitcher-friendly Astrodome. Wynn was named to the 1967 All-Star Team after clubbing 37 home runs with 107 RBI.

**17 • 1B LANCE BERKMAN (1999-2010)****CLASS OF 2020**

One of the greatest pure hitters in baseball over his 15-year Major League career, Lance Berkman was a five-time All-Star in 12 seasons with Houston, including four seasons in which he finished in the top-five of the National League MVP voting. A first-round pick by the Astros out of Rice University in 1997, Berkman went on to become the Astros all-time leader in career on-base percentage (.410) slugging percentage (.549) and OPS (.959). Berkman, affably known as "Big Puma" during his time in Houston, helped lead the Astros to three playoff appearances, including the club's first appearance in the World Series in 2005.

**28 • CÉSAR CEDEÑO (1970-81)****CLASS OF 2020**

After bursting into the Major Leagues with a fourth-place finish in the 1970 NL Rookie of the Year voting as a 19-year-old, César Cedeño quickly became one of the top outfielders in baseball and one of the best young players in Major League history. The ultimate five-tool player, Cedeño hit .285 with 199 homers, 436 doubles, 60 triples and 550 stolen bases across his 17-year Major League career, with 12 of his years spent in Houston. In 1972 at age 21, he began a stretch in which he received five consecutive Gold Glove awards (1972-76) while being named to four National League All-Star teams in that five-year stretch.

**FOUNDER & OWNER • ROY HOFHEINZ (1962-76)****CLASS OF 2020**


One of the founding fathers of the Astros, Judge Roy Hofheinz was the first owner of the Houston franchise. A state legislator at age 22, a Harris County judge at age 24 and the mayor of Houston at age 40, Hofheinz played an instrumental role in getting the Colt .45s to Houston in 1962, and in 1965 renamed the club the Astros to coincide with the opening of the first domed stadium in professional sports history, the iconic Astrodome. Hofheinz revolutionized baseball and the sports industry in many ways, including his decision to utilize an artificial playing surface in 1966 which he dubbed "AstroTurf".

**44 • RHP ROY OSWALT (2001-10)****CLASS OF 2020**

Roy Oswalt ushered in a new era of Astros baseball as the club's first bona-fide ace to pitch inside their new ballpark in downtown Houston, Minute Maid Park. After debuting as a rookie in 2001 with a 14-3 record and a 2.73 ERA, good for a runner-up finish in the NL Rookie of the Year voting, Oswalt went on to win 143 games with a 3.24 ERA in 303 games (291 starts) in an Astros uniform. A 23rd-round pick in the 1996 draft out of Holmes Community College in Ridgeland, Miss., Oswalt ranks second in franchise history in career wins, second in strikeouts (1593), third in innings pitched (1932.1) and fifth in ERA.

ASTROS
FRONT OFFICEASTROS
COACHING STAFFHOUSTON
ASTROSSCOUTING & PLAYER
DEVELOPMENT2023 SEASON
IN REVIEW2024
OPPONENTSHISTORY &
RECORDSSPRING
TRAININGMEDIA
INFORMATIONMINUTE MAID
PARK


ASTROS HALL OF FAME INDUCTEES



13 • LHP BILLY WAGNER (1995-2003)

CLASS OF 2020


A seven-time All-Star and one of the most dominating closers in Major League history, Billy Wagner spent the first nine years of his standout 16-year MLB career with Houston, posting 225 saves and 694 strikeouts in 464 games with the Astros. Wagner was selected by Houston in the first round of the 1993 draft, and within four years became Houston's shutdown closer at the Major League level. He set an Astros single-season franchise record for saves in 1999 (39 saves), before topping his own club-record mark in 2003 with 44 saves. In 1999, Wagner finished fourth in the NL CY Young Award race.



27 • 1B BOB WATSON (1966-79)

CLASS OF 2020

Bob Watson spent 14 of his 19 MLB seasons with the Astros, making two All-Star teams while batting .297 with 241 doubles, 139 homers, 782 RBI and an .808 OPS in 1,381 games. He scored MLB's one millionth run on May 4, 1975, and became the first player in MLB history to hit for the cycle in both leagues. Following his playing career, Watson became the second African-American General Manager in Major League history when he was named GM of the Astros in 1994. In 1996, Watson became the first African-American GM to win a World Series when he did so as GM of the New York Yankees.



21 • OF TERRY PUHL (1977-90)

CLASS OF 2022

Longtime Astros outfielder Terry Puhl, who spent the first 14 seasons of his 15-year Major League career in an Astros uniform, is in the top 10 all-time in franchise history in multiple categories, including games played, hits, doubles, triples and runs scored. His 14 seasons as an Astro are topped only by Craig Biggio (20 seasons) and Jeff Bagwell (15 seasons). In addition to his offensive production, Puhl was considered a talented, all-around player that provided strong defense and speed on the basepaths.



FRONT OFFICE EXECUTIVE • TAL SMITH (1960-73, 1975-80, 1994-2011)

CLASS OF 2022

Covering three different stints, Tal Smith spent 35 of his 54 years in Major League Baseball with the Houston Colt .45s/Astros franchise. In that span, Smith played a major role in many different aspects of the organization's growth, development and success, both on and off the field. Among other accomplishments, as a front office executive, he held leadership roles in the construction of both the Astrodome and Minute Maid Park and in the creation of Astroturf. On the field, he was an architect for both the first Astros team to advance to the postseason and for the first Astros team to play in the World Series.




BROADCASTER • BILL BROWN (1987-2016)

CLASS OF 2023

For 30 seasons, Bill Brown served as the primary television voice of the Astros. His professionalism and knowledge of the game, along with his powerful voice and relentless preparation, made him one of the top play-by-play men of his generation. Over the years, Brown has received many well-deserved honors in his career, including an induction into the Texas Baseball Hall of Fame and an induction into the Astros Media Wall of Honor. He was also honored with the National Sportscasters Association Texas Sportscaster of the Year Award and the Fred Hartman Award for Long and Meritorious Service, which is given out annually by the Houston Chapter of the Baseball Writers Association of America.


ASTROS HALL OF FAME INDUCTEES



19 • 2B BILL DORAN (1982-1990)

CLASS OF 2023


Bill Doran was a fan favorite among Astros players in the 1980's. He was a tough, hard-nosed player that was admired for both his hustle and ferocity and for his production on the field. As a player, he was one of the top, all-around second basemen in the National League and one of the best at that position in franchise history. During the 1980's, the switch-hitting Doran led all Astros players in runs scored, stolen bases and walks, was second in hits and third in games played. Among all NL second basemen in the 1980's, he ranked first in walks, second in runs scored and fourth in stolen bases. On the Astros all-time franchise lists, Doran ranks in the top 10 in hits, runs, stolen bases, walks, at-bats and triples. Doran was voted as the Team MVP on two occasions (1985, 1987). Defensively, he ranks third in franchise history in assists and fourth in double plays turned.



11 • 3B KEN CAMINITI (1987-94, 1999-2000)

CLASS OF 2024

During his 10 seasons in an Astros uniform, All-Star Ken Caminiti developed a reputation as one of the finest defensive third basemen of his era. While manning the hot corner, he combined range, soft hands and one of the most explosive throwing arms that the game has ever seen. In addition to his physical talent, to his peers, he was known as the "ultimate gamer" and as a great teammate. In franchise history, he ranks second all-time among third basemen in games (1,063), innings (9,043) and assists (1,906) and third in putouts (828). He ranks third among Astros third basemen in career RBI with 546, which ranks 11th all-time in franchise history. Among Astros switch-hitters, he ranks second all-time only to Lance Berkman in several categories, including home runs, RBI and doubles. Caminiti was also a clutch performer in the postseason for the Astros, hitting .471 (8x17) in the 1999 NLDS vs. Atlanta with three home runs and eight RBI while posting a 1.526 OPS.



BROADCASTER • RENÉ CÁRDENAS (1961-74, 2007-08)


CLASS OF 2024

René Cárdenas truly was a broadcasting pioneer for both the Colt .45s/Astros organization and for Major League Baseball. In 1958, he became the first full-time Spanish-language broadcaster to call games for a Major League Baseball team, doing so with the Los Angeles Dodgers. In 1961, he was hired by the expansion Houston Colt .45s (now the Houston Astros) to pioneer their Spanish radio broadcasts as both their first broadcaster and as director of Spanish broadcasting. Cárdenas would call Astros games for 14 seasons before returning to Nicaragua in 1975, where he called baseball games on both television and radio. In 2008, he also called several Astros games in Spanish on television for the first time. Additionally, Cárdenas has been a finalist three times for the Cooperstown National Baseball Hall of Fame's Ford C. Frick Award for broadcasting excellence.

ASTROS FRONT OFFICE
ASTROS COACHING STAFF
HOUSTON ASTROS
SCOUTING & PLAYER DEVELOPMENT
2023 SEASON IN REVIEW
2024 OPPONENTS
HISTORY & RECORDS
SPRING TRAINING
MEDIA INFORMATION
MINUTE MAID PARK

HOUSTON MAJOR LEAGUE HISTORY

- 1962** The Houston Colt .45s play their first Major League game on April 10, defeating the Chicago Cubs 11-2.
- 1963** Bob Bruce one-hits the Cincinnati Reds on April 26...Don Nottebart no-hits the Phillies on May 17.
- 1964** Ken Johnson becomes the first Major Leaguer to lose a nine-inning no-hitter on April 23 with a 1-0 loss to the Cincinnati Reds.
- 1965** The Houston Colt .45s become the Houston Astros and inaugurate indoor baseball with a 2-1 exhibition win over the New York Yankees on April 9 in the Astrodome...rookie Joe Morgan sets club marks for at-bats, runs, hits and triples.
- 1966** Mike Cuellar sets a club mark with a 2.22 ERA...home attendance mark, which stood for 22 years, was set on June 22 as 50,908 fans watch Sandy Koufax and the Dodgers down Houston 5-2.
- 1967** Don Wilson fires a no-hitter vs. the Atlanta Braves, 2-0, on June 18, striking out Hank Aaron for the final out...Jimmy Wynn sets club records with 37 home runs and 107 RBI.
- 1968** Don Wilson strikes out 18 Cincinnati Reds in a 6-1 win on July 14...four Houston hurlers win 10-or-more games: Don Wilson (13), Larry Dierker (12), Dave Giusti (11) and Denny Lemaster (10)...the Astros down the Mets 1-0 in 24 innings on April 15.
- 1969** Cincinnati's Jim Maloney no-hits the Astros on April 30 and the next night, May 1, Don Wilson returns the favor by no-hitting the Reds, 4-0...Larry Dierker becomes Houston's first 20-game winner...the club records its first .500 season (81-81).
- 1970** Fred Gladding appears in 63 games, setting a club mark...three Astros hit over .300 (Cesar Cedeno, .310; Jesus Alou, .306; Denis Menke, .304).
- 1971** Cesar Cedeno leads the league with 40 doubles and Roger Metzger and Joe Morgan share the league lead with 11 triples each...during the 1971 winter meetings, Houston acquires Lee May, Tommy Helms and Jimmy Stewart from the Reds for Joe Morgan, Jack Billingham, Denis Menke, Cesar Geronimo and Ed Armbrister.
- 1972** Astros finish in second place with their best record to date (84-69)...Jerry Reuss and Larry Dierker hurl back-to-back one hitters on June 18 against Philadelphia and June 19 vs. New York, respectively...Cesar Cedeno hits for the cycle on Aug. 2 vs. the Reds.
- 1973** Cesar Cedeno becomes the first player in history to steal 50 bases and hit 20 home runs in successive seasons...Roger Metzger leads the league with 14 triples...Lee May hits safely in a club record 21 straight games.
- 1974** Rookie Greg Gross leads the club with a .314 average, and sets a club mark with 185 hits...Ken Forsch appears in a then-club record 70 games...Cliff Johnson has five pinch-hit home runs.
- 1975** Bob Watson leads the Astros with a .324 average, 157 hits and 85 RBI...Dierker leads the staff with 14 win.
- 1976** J.R. Richard becomes Houston's second 20-game winner...Cesar Cedeno sets a club mark with 58 stolen bases and earns his fifth-straight Gold Glove.
- 1977** Three Astros steal 40 bases (Cesar Cedeno, 61; Jose Cruz, 44; Enos Cabell, 42)...Watson sets a new club record with 110 RBI.
- 1978** J.R. Richard strikes out 303 to become the first National League righthander to strike out 300 batters in a season...Enos Cabell sets club marks for at-bats (660), games (162) and hits (195).



HOUSTON MAJOR LEAGUE HISTORY

1979 Houston finishes in second, just a game-and-a-half behind the Reds...J.R. Richard improves upon his 1978 strikeout total by fanning 313...Joe Niekro sets a club mark with 21 wins...Ken Forsch no-hits the Braves on April 7...Bill Virdon is named Manager of the Year.

1980 Houston claims its first title as the Astros win the NL West with a 93-70 record, defeating Los Angeles in a one-game playoff...Niekro wins 20 games again...Joe Morgan returns to Houston to add leadership in the pennant drive...Houston falls to Philadelphia, 2-3, in a thrilling five-game NLCS.

1981 Houston gets off to a slow start, but takes advantage of the split season created by the player's strike to win the "second season" with a 33-20 mark, earning a spot in the playoffs...Nolan Ryan hurls his Major League record fifth no-hitter, blanking the Dodgers on Sept. 26...Ryan also leads the league with a 1.69 ERA...Art Howe establishes a then-club record 23-game hitting streak.

1982 Ray Knight, an offseason acquisition from Cincinnati for Cesar Cedeno, remains among the league leaders in hitting for most of the season, finishing with a .294 mark...Bob Lillis takes over as interim manager on Aug. 10 and the Astros finish 28-23 under Lillis.

1983 The Astros rebound from an 0-9 start with one of their finest seasons, finishing 85-77, the third-highest win total in club history...Jose Cruz battles for NL batting title to the last day and finishes third...Nolan Ryan surpasses Walter Johnson's all-time strikeout mark.

1984 The Astros bounce back from another slow start, finishing second in the NL West...1983 All-Star Dickie Thon is lost for the season in the fifth game after being hit in the head by a pitch from the Mets' Mike Torrez...Cruz repeats as the club MVP by posting a .312 average and a career-high 95 RBI.

1985 The Astros celebrate the Astrodome's 20th Anniversary with a 2-1 Opening Day victory over the Dodgers in front of 42,876 fans...Joe Niekro becomes Houston's all-time winningest pitcher with his 5-0 shutout of San Francisco on June 9...Nolan Ryan becomes first player to record 4,000 strikeouts in a career when he fans Danny Heep on July 11 at the Astrodome...Jose Cruz reaches the 2,000 hit plateau on Sept. 15.



1986 A Silver Anniversary season turns golden as the Astros win their second NL West title...Rookie skipper Hal Lanier guides the team to a club-record 96 regular season wins, earning Manager of the Year notice from four different press associations...right-hander Mike Scott becomes Houston's first ever Cy Young Award winner, leading the league in ERA (2.22) and strikeouts (306), and winning 18 games for the second straight year.

1987 Houston finishes the season with the third-highest attendance total in baseball (1,909,902)...Nolan Ryan leads the Majors in strikeouts with 270 and ties for the lead in ERA with a 2.76 mark...Mike Scott is named the NL starter for the All-Star game and throws 2.0 scoreless innings.

1988 Houston wins its 2,000th game, 6-3, over San Diego on Opening Night...Mike Scott comes within one out of his second career no-hitter on June 12 vs. Atlanta...Bob Knepper tosses a one-hitter on Sept. 21 vs. the Braves.


1989 Mike Scott becomes the fourth Houston pitcher to win 20 games and wins his second Astros MVP award...the Astros win 10 straight on the road from May 7-31 to set a club record...their 10-game winning streak from May 26 to June 4 ties another club mark...Glenn Davis hits a career-high 34 homers.

1990 Danny Darwin posts a league-leading 2.21 ERA, becoming the third Houston pitcher in five years to lead the NL in ERA...Franklin Stubbs sets club mark for left-handers with 23 home runs...Houston ties a league record by playing in 27 extra-inning games...on May 17, Eric Anthony becomes the first Astro to hit an upper deck home run since 1970.

ASTROS
FRONT OFFICEASTROS
COACHING STAFFHOUSTON
ASTROSSCOUTING & PLAYER
DEVELOPMENT2023 SEASON
IN REVIEW2024
OPPONENTSHISTORY &
RECORDSSPRING
TRAININGMEDIA
INFORMATIONMINUTE MAID
PARK

HOUSTON MAJOR LEAGUE HISTORY

- 1991** Jeff Bagwell becomes the Astros first BBWAA Rookie of the Year after hitting .294 with 15 homers and a club rookie record of 82 RBI...Craig Biggio leads the club in hitting for the second straight year (.295) and joins Pete Harnisch on the NL All-Star team.
- 1992** Despite a grueling 26-day road trip made necessary when the Astrodome played host to the Republican National Convention, the Astros rally in the second half to post the club's first non-losing season since 1989...Craig Biggio became the first MLB player to make the All-Star team at both catcher (1991) and second base (1992)...Doug Jones is named to the All-Star team and sets the club single-season record with 36 saves.
- 1993** The club establishes several club offensive records including batting average (.267), HR (138) and doubles (288)...paced by Craig Biggio's career-high 21 round-trippers, seven Houston players total double figures in homers for the first time in club history...Mark Portugal sets a club record by winning his final 12 decisions...Darryl Kile posts a nine-game win streak and tosses the ninth no-hitter in Astros history on Sept. 8 vs. NYM.
- 1994** Jeff Bagwell becomes the first Houston player to win the NL Most Valuable Player award...Bagwell becomes a unanimous selection for only the third time in league history after batting .368 and setting club records with 73 extra base hits, 39 homers and 116 RBI...Bagwell earns All-Star honors along with Craig Biggio, Ken Caminiti, Doug Drabek and rookie John Hudek...Rookie skipper Terry Collins guides the club to a 66-49 mark, one-half game behind Cincinnati, before a players' strike ends the season on Aug. 12.
- 1995** The Astros take the chase for the NL's first-ever Wild Card playoff berth to the final day of the season before finishing one game behind Colorado...Craig Biggio earns the vote for the NL's starting second baseman in the All-Star Game and slugs a solo homer...he later receives team MVP honors and wins a second consecutive Rawlings Gold Glove Award.
- 1996** A two-and-a-half game lead at the end of August slips away and denies Houston a shot at the NL Central title...the Astros suffer through an 8-17 September, which includes a nine-game losing streak to fall out of the playoff chase...Jeff Bagwell slugs 31 homers and sets single season records with 48 doubles and 120 RBI...Derek Bell knocks in 113 runs, marking the first time the Astros have two 100-plus RBI players in the same season...Craig Biggio collects his third consecutive Rawlings Gold Glove Award...Shane Reynolds wins 16 games, while he and Darryl Kile each top the 200-mark in strikeouts.
- 1997** The Astros capture their first NL Central title and their first division title in 11 years...Jeff Bagwell hits 43 homers and swipes 31 bases to become Houston's first "30-30" player...Craig Biggio becomes the first player in Major League history to play a 162-game season without grounding into a double play...fans select Bagwell and Biggio to play in the 1997 All-Star Game...Darryl Kile wins a team-high 19 games and also gets selected to the All-Star Team...Larry Dierker becomes one of only six skippers in Major League history to win a division title in his first year as manager.
- 1998** Houston wins its second consecutive NL Central title en route to a 102-win season...Larry Dierker gets voted NL Manager of the Year by the BBWAA and *Baseball America*...General Manager Gerry Hunsicker is named *The Sporting News* Executive of the Year...Biggio and Moises Alou represent the Astros in the 1998 All-Star Game in Denver...Biggio breaks Cesar Cedeño's record for the most runs scored by an Astro...he and Alou each receive Silver Slugger Awards...five Astros starting pitchers, including Randy Johnson who is acquired just minutes before the July 31 non-waiver trading deadline, finish the season with double figures in wins.
- 1999** The Astros bid adieu to the Astrodome in dramatic fashion, clinching their third straight NL Central title...the pitching staff produces two 20-game winners for the first time in club history in Mike Hampton (22-4) and Jose Lima (21-10)...Hampton and Jeff Bagwell both receive Silver Slugger Awards...four Astros get selected to represent the National League in the 70th annual All-Star Game (Bagwell, Hampton, Lima, Billy Wagner)...Wagner is the recipient of the 1999 Rolands Relief Man Award.
- 2000** The doors of sparkling-new Minute Maid Park open for the first time on March 30 before an exhibition game with the New York Yankees...a record 3,056,139 fans pass through the turnstiles during the Astros inaugural season at their new ballpark...Houston finishes the season with a disappointing 72-90 record...Bagwell ends the season with 310 career homers and becomes only the 87th Major Leaguer to reach the 300-homer plateau...Shane Reynolds is named to the All-Star team, marking his first selection to the Midsummer Classic.




HOUSTON MAJOR LEAGUE HISTORY

- 2001** The Astros clinch their fourth division title in five years with a 9-2 win over the Cardinals on Oct. 7 in St. Louis... play stops throughout the sports world following the tragic terrorist attacks on September 11; the regular season gets extended a week...Moises Alou, Billy Wagner and Lance Berkman represent the Astros at the 72nd Midsummer Classic...Jeff Bagwell becomes the sixth player in MLB history to have 30 homers, 100 RBI and 100 runs scored in six consecutive seasons...manager Larry Dierker resigns following the season and is replaced by former Red Sox skipper Jimmy Williams...the Astros are named Organization of the Year by SportsTicker, Topps, *Baseball America* and *Baseball Weekly*...Brad Ausmus receives a Gold Glove award.
- 2002** By Houston standards, the 2002 season is a disappointment after the club finishes with an 84-78 record...Wade Miller and Roy Oswalt combine for 34-13 on the year while stringing together 12 and nine-game winning streaks, respectively...Astros hurlers throw 10 shutouts at home to contribute to a 47-34 record at home...in May, the Astros retire Larry Dierker's No. 49 in a pregame ceremony...Lance Berkman represents the Astros at the 2002 All-Star Game...Houston's ballpark is re-christened Minute Maid Park when the Astros announce an agreement with the local beverage giant for naming rights on June 5...Brad Ausmus wins his second consecutive Gold Glove Award.
- 2003** Houston ends the season in second place, one game behind the division champ Chicago Cubs...on June 11 at Yankee Stadium, six Astros pitchers combine to no-hit the Yankees for an 8-0 win: Roy Oswalt, Pete Munro, Kirk Saarloos, Brad Lidge, Octavio Dotel and Billy Wagner...it is the first time in MLB history that a team used five-or-more pitchers in throwing a no-hitter...Wagner records a career-high and franchise-record 44 saves on the season and represents the team at the All-Star Game...Jerome Robertson sets the franchise rookie record with 15 wins, leading all MLB rookies.
- 2004** Minute Maid Park hosts the 2004 All-Star Game...Roger Clemens comes out of retirement and returns to his hometown to pitch - winning his first nine decisions, and on May 5, claiming the No. 2 slot on the all-time strikeout list with his 4,137th career strikeout...on May 8, Craig Biggio collects his 2,500th career hit...the Astros acquire outfielder Carlos Beltran on June 24, who finishes with a combined 38 home runs and 42 stolen bases between Houston and Kansas City...four Astros are named All-Stars: Clemens, Beltran, Lance Berkman, and Jeff Kent...on July 14, Phil Garner replaces Jimmy Williams as manager...Houston claims the NL Wild Card and wins its first postseason series in franchise history, defeating the Atlanta Braves in Game 5 of the NLDS...the NLCS gets pushed to Game 7 before St. Louis defeats Houston...Clemens claims his unprecedented seventh Cy Young Award.
- 2005** The Astros advance to the World Series for the first time in franchise history after defeating St. Louis, 4-2, in a rematch of the 2004 NLCS...the Chicago White Sox go on to sweep the Astros in four games...the Astros host the first World Series game in the state of Texas, and Game 3 on Oct. 25 turns into the longest game in World Series history as the White Sox win in 14 innings, 7-5...Houston wins the NL Wild Card for the second season in a row, finishing in second place in the NL Central Division with a record of 89-73...the Astros win the longest game in postseason history, defeating Atlanta in the NLDS, 7-6, in 18 innings after a Chris Burke solo home run in the bottom of the 18th, while Roger Clemens tosses 3.0 scoreless innings of relief...the club starts the season with a 2-21 record on the road, and overcomes a 15-30 record on May 24 to become the first team since the 1914 Boston Braves to make the postseason after falling to 15 games under .500...on June 29, Craig Biggio is hit by a pitch for the 268th time of his career, setting the modern MLB record...Roger Clemens returns to the Astros for a second year and finishes 13-8 with a career-best 1.89 ERA...Roy Oswalt posts his second consecutive 20-win season, finishing 20-12 with a 2.94 ERA...Andy Pettitte wins 17 games and records a career-low 2.39 ERA...for the second season in a row, four Astros are named to the All Star squad: Clemens, Oswalt, Brad Lidge and Morgan Ensberg...Ensberg sets career-highs in home runs and RBI, and takes home the National League Silver Slugger Award at third base...Willy Taveras makes the jump from Double A to the Majors and leads all NL rookies in hits, runs and steals...Taveras also leads the Majors with 70 infield hits and 29 bunt singles.



HOUSTON MAJOR LEAGUE HISTORY

- 2006** The Astros finish 82-80, in second place, and 1.5 games behind the World Champion St. Louis Cardinals, giving Houston its sixth consecutive winning season...Lance Berkman makes his fourth All-Star appearance and sets the single-season franchise record with 136 RBI...Roy Oswalt wins the ERA crown with a 2.98 mark, while winning 15 games...he is also the runner-up in the NL Cy Young Award voting...Adam Everett records the fourth-best fielding percentage by a shortstop in Major League history, holding down a .990 mark at the position...the Astros finish .500 or better for the 14th time in 15 years, and their second-place finish marks the 12th time in 13 years that the club claimed first or second place in the NL Central.
- 2007** The Astros finish 73-89, their lowest winning percentage since 2000 (.451)...the Astros draw 3,000,000 fans to Minute Maid Park for the fourth time in franchise history...OF Carlos Lee is named team MVP after driving in a career-best 119 runs...Hunter Pence becomes the first rookie in Major League history to lead a league in hitting at the All-Star Break (.342)...Pence sets Houston franchise rookie records in doubles, extra-base hits, hitting, and slugging...on June 28, franchise icon Craig Biggio reaches the 3,000-hit plateau, all collected in an Astros uniform...on Sept. 20, Ed Wade is named the club's new General Manager, replacing Tim Lincecum...just eight days later on Sept. 28, Wade and the Astros promote interim manager Cecil Cooper to the club's full-time managerial position...Cooper is originally named interim manager on Aug. 27, replacing Phil Garner.
- 
- 2008** The club finishes 86-75, in third place in the NL Central and 11.0 games behind division-champion Chicago...Houston finishes 3.5 games behind Milwaukee in the NL Wild Card race and is not eliminated from playoff contention until the season's 159th game...Jose Valverde leads the NL with 44 saves and ties Billy Wagner's franchise single-season saves record...Roy Oswalt goes 17-10 and wins 10 of his last 12 starts...Houston pitchers compile 13 shutouts, leading NL staffs...in May, Lance Berkman wins the NL Player of the Month Award after enjoying a 50-at-bat span in which he hits .620 (31x50)...the Astros commit 67 errors, the fewest errors for any team in National League history, anchored by shortstop Miguel Tejada.
- 2009** The Astros play well through their first four months of the season, topping out at 49-46 and just 1.0 game out of first place on July 22...three new Astros emerge as club leaders, including center fielder Michael Bourn, right fielder Hunter Pence and left-handed starter Wandy Rodriguez...Bourn is named the Astros team MVP and is awarded a Gold Glove for his defensive work in the field...he becomes the first Astros center fielder to win a Gold Glove since Cesar Cedeño won the award in five straight seasons from 1972-76...he is also named as the recipient of the Cool Papa Bell Award from the Negro Leagues Baseball Museum after leading the National League in stolen bases...Pence is elected to his first career All-Star Game and leads all Major League outfielders with 16 outfield assists...he also becomes the first right fielder in club history to record consecutive 25+ homer seasons...Rodriguez has a career year, leading the Astros pitching staff with a 3.02 ERA in 33 starts...other major contributors include Lance Berkman, Carlos Lee and Ivan "Pudge" Rodriguez, who become the first trio of teammates in MLB history to reach their 300th career home runs in the same season...Pudge also contributes to the record books by setting a new MLB record for games caught in a career when he catches his 2,227th game on June 17 at TEX.
- 2010** Despite their disappointing record, the Astros show steady improvement under first-year manager Brad Mills...the team loses its first eight games of the season, marking the second-slowest start in franchise history...the club bottoms out on May 31, dropping to 17-34 and in last place in the NL Central...Mills then guides the club to a 59-52 record through the remaining four months of the season...Jeff Bagwell joins the club as hitting coach at the All-Star Break...Roy Oswalt and first baseman Lance Berkman are both dealt in midseason trades...a free agent signing in the offseason, Brett Myers begins his campaign with a franchise record-setting 32 consecutive starts of 6.0-or-more innings...Chris Johnson earns Astros Rookie of the Year honors after leading all Major League rookies in batting average (min. 300 ABs)...for the second consecutive year, center fielder Michael Bourn wins a Gold Glove and leads the National League in stolen bases.
- 2011** The Astros continue their rebuilding efforts in 2011, this time dealing Michael Bourn, Jeff Keppinger and Hunter Pence in July for a return of 10 prospects...Jose Altuve begins his season at High A Lancaster, hits a combined .389 in the minor leagues and makes a rapid ascent to Houston in July...J.D. Martinez posts 28 RBI in August, his first full month in the Majors...following the season, the club is officially purchased by Houston businessman Jim Crane.

HOUSTON MAJOR LEAGUE HISTORY

- 2012** The Astros make a number of trades in an effort to build a pipeline of young talent, acquiring 10 prospects by trading veterans Carlos Lee, Brett Myers, Wandy Rodriguez and Chris Johnson...Jose Altuve shines after leading the club in runs, hits, doubles, triples, extra-base hits and stolen bases while posting a .340 on-base percentage...Altuve is the lone Astro to be named to the All-Star Team...Justin Maxwell leads the club in homers with 18 in his first season as an Astro...Lucas Harrell leads the club in wins, innings pitched and starts as a rookie, going 11-11...Tony DeFrancesco replaces manager Brad Mills on an interim basis after Mills is let go during the season...on Sept. 27, the Astros announce that Bo Porter will serve as the club's manager for the 2013 season.
- 2013** After 51 seasons in the National League, the Astros become an American League team...they are the first team in MLB history to move from the NL to the AL...the club makes its AL debut by defeating the Texas Rangers, 8-2, at Minute Maid Park on MLB Opening Night on March 31...Jason Castro becomes the first Astros catcher to make the All-Star team since Craig Biggio in 1991...Castro sets club records for a catcher in homers (18), doubles (35), slugging (.485), and OPS (.835), and also wins two Player of the Week awards...Houston has 14 players make their Major League debuts...RHP Jarrod Cosart becomes the first pitcher in franchise history to throw 8.0 shutout innings in his Major League debut (July 12 at TB)...Brandon Barnes hits for the cycle on July 19 vs. SEA, going 5x5...the Astros purchase the Double A Corpus Christi Hooks on Sept. 30.
- 2014** The Astros make a 19-game improvement, winning 70 games on the year...a core of young stars begin to emerge as Jose Altuve (24), George Springer (25), Dallas Keuchel (26), and Collin McHugh (27) all turn in excellent seasons...Altuve wins the first batting title in club history, leading the Majors in batting average (.341)...Altuve establishes a single-season franchise record for hits (225), surpassing Craig Biggio's mark of 210 set in 1998...his 225 hits are the most in a season for a second baseman since Charlie Gehringer (227) in 1936, and the most ever for a Venezuelan-born player...Altuve represents the Astros at the All-Star Game...he is the first MLB player since 1945 to lead his league in hits, batting and steals, and becomes the first player to reach 220+ hits, 40+ doubles, and 50+ stolen bases in one season since Ty Cobb (1917)...Keuchel becomes the first pitcher in club history to win a Gold Glove Award, and posts a 12-9 record with a 2.93 ERA from the mound...Springer blasts 20 home runs, one shy of the Astros rookie record...he also earns AL Rookie of the Month honors in May after becoming the second rookie player in baseball's modern era to hit seven home runs over a seven-game span...McHugh leads AL rookies in ERA (2.73, min. 100IP)...Chris Carter finishes second in the Majors in homers with 37.
- 2015** The Astros snap a 10-year postseason drought, defying outside expectations by going 86-76 (.531) in AJ Hinch's first season as Astros manager...franchise icon Craig Biggio gets inducted into the National Baseball Hall of Fame...the Astros spend the majority of the season in first place (139 days) in the AL West division, ultimately finishing in second by 2.0 games...the club clinches an AL Wild Card spot on the final day of the season...Houston then defeats the Yankees at Yankee Stadium, 3-0, in the AL Wild Card Game before taking the eventual World Series Champion Kansas City Royals to five games in a back-and-forth ALDS...the Astros get off to a scorching start and post franchise-best records through several game numbers early in the season, including game 25 (18-7) and 55 (34-21)...the pitching staff leads the AL in ERA (3.57) while posting the second-highest strikeout total in club history (1,280)...11 Astros hit double digit homers, which ties a Major League record set by Detroit in 2004...the club leads the AL in steals (121) and ranks second in MLB in home runs (230)...Dallas Keuchel becomes the third pitcher in franchise history to win a Cy Young Award after leading the AL with 20 wins and ranking second in ERA (2.48)...Keuchel also wins three AL Pitcher of the Month awards and his second consecutive Rawlings Gold Glove Award...Carlos Correa makes his MLB debut in June and wins AL Rookie of the Year honors, setting a club rookie-record and leading all MLB shortstops in homers with 22...Jose Altuve, Keuchel and Hinch represent Houston at the All-Star Game...Altuve wins a Silver Slugger Award and a Gold Glove Award...Lance McCullers leads all AL rookies in WAR (2.8), posting a 3.22 ERA in 22 starts...Mike Fiers throws the first no-hitter in Minute Maid Park history on Aug. 21 vs. the Dodgers...Collin McHugh wins 19 games.



HOUSTON MAJOR LEAGUE HISTORY

2016 The Astros post consecutive winning records for the first time since 2005-06, but miss the postseason by 5.0 games after finishing 84-78...an abysmal April (7-17) hamstrings the club throughout the season, as the Astros 77-61 (.558) finish over their final 138 games fails to push them into the playoffs...Jose Altuve is named the *Sporting News* Player of the Year and finishes third in the AL MVP voting after hitting .338 with 42 doubles, 24 homers, 96 RBI and a .928 OPS...Altuve wins his second batting title, second Silver Slugger and is named to his fourth All-Star Team (second start)...Dallas Keuchel wins his third consecutive Rawlings Gold Glove Award...Will Harris is named to the All-Star Game for the first time in his career...Carlos Correa hits 20 home runs, becoming the franchise leader in career home runs by a shortstop...George Springer plays in all 162 games, while hitting a career-high 29 homers, eight of which were leadoff shots (ties a club record)...Evan Gattis sets a franchise record for home runs hit by a catcher with 19...Chris Devenski finishes fourth in the AL Rookie of the Year voting after setting club rookie records for a reliever in ERA (2.16) and WHIP (0.81).

2017 In the Astros 56th season of play, the club wins its first World Series Championship after winning 101 regular season games...Houston also takes home its first division title since 2001...Jeff Bagwell is inducted into the National Baseball Hall of Fame...the Astros down the Red Sox in the ALDS (four games), the Yankees in the ALCS (seven games) and the Dodgers in the World Series (seven games) in one of the most thrilling postseason runs in recent memory...the Astros were dominant at home in the postseason, going 8-1 and becoming the second team in MLB history to win



eight home games in a single postseason...Houston hit 27 postseason home runs, tying the 2002 Giants for the MLB record...15 of those 27 homers were hit during the World Series, which set a new MLB record...Jose Altuve is named the American League Most Valuable Player, joining Jeff Bagwell (1994) as the only players in club history to win an MVP award...Altuve is also named the Sports Illustrated Sportsperson of the Year, the Baseball America MLB Player of the Year, and the AL Hank Aaron Award winner after winning his third batting title and recording his fourth 200-hit season...Altuve posts a 1.021 OPS and seven home runs in the postseason, which ties him for the fourth-most homers ever hit in a single postseason in MLB history...Altuve hits three of those homers in Game 1 of the ALDS vs. Boston, becoming the ninth player in MLB history to hit three homers in a postseason game...George Springer is named World Series MVP after homering in four consecutive World Series games, becoming the first player to do so in a single World Series...on Aug. 31, Astros GM Jeff Luhnow orchestrates one of the biggest trades in franchise history when he acquires RHP Justin Verlander from the Tigers...Verlander goes on to win ALCS MVP honors following two dominating performances over the Yankees (2-0, 0.56 ERA, 1ER/16IP, 21 strikeouts)...in 11 combined games between the postseason and regular season, Verlander goes 9-1 with a 1.66 ERA...the World Series victory gives an emotional boost to a hurricane-ravaged city of Houston...Hurricane Harvey makes landfall in Houston in late-August, prompting the Astros to play three home games against the Texas Rangers at Tropicana Field in St. Petersburg, Fla. from Aug. 29-31...it marks the second time in club history that the Astros are forced to play a home game outside of Houston...in the regular season, the Astros win the AL West Division by 21 games, marking the largest division win in club history...the club sets a franchise record for the best 34-game start to a season (23-11), continuing that run through game number 117 (72-45)...the Astros offense leads the Majors in runs (896), hits (1581), doubles (346), average (.282), OBP (.346), SLG (.478) and OPS (.823) while striking out fewer than any other club (1087)...the Astros set club records in doubles (346), average (.282) and slugging percentage (.478)...this marks the first time in franchise history for the Astros to lead the Majors in runs...the Astros become the seventh team in Major League history to post the league's highest slugging percentage and fewest strikeouts in a single season...the Astros have six players at the All-Star Game, which leads all AL teams and marks the most in a single season in franchise history...they are represented by starters 2B Jose Altuve, SS Carlos Correa and OF George Springer, and pitchers RHP Chris Devenski, LHP Dallas Keuchel and RHP Lance McCullers Jr...George Springer and Jose Altuve win Silver Slugger Awards.

HOUSTON MAJOR LEAGUE HISTORY

2018 The Astros record-setting 2018 campaign came to an end in the American League Championship Series, as they lost to the eventual World Series Champion Boston Red Sox in five games...despite their exit in the ALCS, Houston followed up their championship season with a franchise record 103 regular season wins, making them the first club to post consecutive 100-win seasons since the 2002-04 Yankees, and the fifth defending World Series Champion to win over 100 games dating back to 1970...Houston finished with the best run differential in the Majors at +263, which ranked second in the expansion era (since 1961) of Major League Baseball, trailing only the 2001 Mariners...the club went 57-24 in road games, also good for second all-time in the expansion era...en route to their 103, the Astros tied their franchise record win streak, ripping off 12 straight from June 6-18, which included a 10-0 road trip, marking just the seventh undefeated road trip of 10-or-more games in the Majors dating back to the 1953 season...the club's pitching staff combined for 1,687 strikeouts, the most in Major League history, and also allowed only 534 runs, the fewest allowed by an AL team in a non strike-shortened season since the DH started being used in 1973...the group also led the Majors in virtually every significant category, including ERA (3.11), opponent average (.217), WHIP (1.10), starter's ERA (3.16) and bullpen ERA (3.03)...RHP Justin Verlander led the staff, as the second-year Astro finished second in the AL in Cy Young voting...Verlander (290K) and RHP Gerrit Cole (276K) finished first and second in the AL in strikeouts and became the first pair of right-handed pitchers in the modern era (since 1900) to each surpass 250 strikeouts in a season for the same club...Verlander and Cole headlined a six-player group of Astros All-Stars, which also included 2B Jose Altuve, 3B Alex Bregman, RHP Charlie Morton and OF George Springer, who were managed and coached by the Astros Major League staff...Altuve was the Astros only starter, as he was elected to his sixth-career All-Star Game by leading all of Major League Baseball in fan votes with 4,849,630...the Astros shined in the Midsummer Classic, as Bregman and Springer hit back-to-back home runs in the 10th inning, to give the AL a victory and give Bregman the MVP honors...the Astros sold out Minute Maid Park 17 times in 2018, their most since 2007, which included six sellouts on dates in which the club distributed Replica World Champions Rings at Minute Maid Park...the Astros distributed over 250,000 replica rings this season, which is believed to be the biggest giveaway of a single item in Major League Baseball history.




2019 The Astros captured their third pennant in franchise history, and second in a three-year span, falling just short of their second World Series Championship in seven games to the Washington Nationals...in the postseason, Houston defeated the Rays in a five-game ALDS and the Yankees in a six-game ALCS...during the regular season, the Astros set a franchise record with 107 wins, making them the fifth organization in MLB history to win 100-plus games in three consecutive seasons...the Astros led the Majors in run differential for the second consecutive season with a club record mark of +280...the Astros led the Majors with a 60-21 home record...the offense set a MLB record for slugging (.495) while posting the fewest strikeouts in the league...their pitching staff posted 1,671 strikeouts, the most in the Majors, making Houston the first team in MLB history to finish a season with the fewest offensive strikeouts and the most strikeouts by their pitching staff...the Astros won their third-consecutive AL West Division title by 10.0 games, going 56-20 against divisional opponents...at the trade deadline, the Astros executed a five-player deal that brought ace right-handed pitcher Zack Greinke to Houston...Houston tossed two no-hitters during the season: a six-pitcher combined no-hitter on Aug. 3 vs. SEA and Justin Verlander's third-career no-hitter on Sept. 1 at TOR...Verlander won his second-career AL Cy Young Award in a season in which he surpassed 3,000 career strikeouts, while reaching the 300-strikeout plateau for the first time in his career...Gerrit Cole finished second in the Cy Young race, setting a franchise record with 326 strikeouts...Yordan Alvarez burst onto the MLB scene in June, setting a club rookie record for homers (27) and becoming the third Astro to win Rookie of the Year honors...Alex Bregman led the offense, finishing second in the AL MVP race after leading the AL in WAR (8.4)...six Astros players made the All-Star team for the third-straight year (Verlander, Cole, Bregman, Michael Brantley, Ryan Pressly, George Springer)...Ryan Pressly completed an MLB record 40-game scoreless streak...Springer led MLB with 12 leadoff homers, one shy of the Major League record...the Astros Hall of Fame was created with an inaugural 16-member class...in May, the Astros swept the Angels in Monterrey, Mexico, their first regular season games played outside of the U.S. or Canada in club history.



HOUSTON MAJOR LEAGUE HISTORY

2020 In perhaps the strangest year in Major League history, MLB completes a 60-game regular season in the midst of the COVID-19 pandemic...after navigating a tumultuous offseason, a Spring Training shutdown and a three-month hiatus, the Astros return to the field in July and advance all the way to the American League Championship Series for their fourth straight season, this time under new Manager Dusty Baker and new General Manager James Click...their postseason run, which included series wins over the Twins and Athletics, followed a 29-31 regular season record in the truncated season...the club overcame huge blows just to make the postseason, as the Astros got just one start out of reigning AL Cy Young winner Justin Verlander and just two games out of reigning AL Rookie of the Year Yordan Alvarez...Houston also loses four keys from their bullpen, three to season-ending injuries and one to an opt out...outfielder Kyle Tucker established himself as an everyday player, after leading the club in extra-base hits, while starter Framber Valdez leads the club in innings pitched in a breakout campaign...Houston ties a Major League record by using 15 rookie pitchers, including 10 to make their MLB debut...Cristian Javier leads that group, as the young starter finishes third in the AL Rookie of the Year voting...despite down regular season offensive numbers, Carlos Correa and Jose Altuve lead the club on their postseason run, with Correa totaling six homers and 17 RBI in his 13 postseason games...George Springer chips in four postseason homers, giving him 19 in his career, which ties him for fourth in MLB postseason history...like most of baseball, the Astros do not host fans at their home stadium in 2020, but still hold home field advantage with a 20-8 record at Minute Maid Park...Astros Opening Day is held on July 24 vs. Seattle, the latest Opening Day in franchise history...Houston wins the opener, 8-2, extending their franchise record winning streak on Opening Day to eight games.



2021 The Astros captured their fourth pennant in franchise history and, third in a five-year span, falling short of their second World Series Championship in six games to the Atlanta Braves...in the postseason, Houston defeated the White Sox in a four-game ALDS...advanced to play in the ALCS for the fifth consecutive season becoming ...the third team in MLB history to advance to record this feat (since 1969), joining...the Braves (1991-99) and A's (1971-75)...Houston would go on to defeat the Red Sox in six games...Yordan Alvarez was named the ALCS MVP after batting .522 during the series...Jose Altuve hit 5 home runs during the postseason and has recorded 23 career postseason home runs, which ranks second all-time in MLB history...Altuve also tied the Major League record with 21 runs scored in a single postseason, matching CF Carlos Beltran, who also scored 21 for the Astros in 2004...Kyle Tucker led all players in RBI this postseason with 15...during the regular season, the Astros led the AL in runs (863), hits (1,496), OBP (.339) and average (.267)...Houston won their fourth AL West division title in the last five seasons...Carlos Correa and Yuli Gurriel each won the Rawlings Gold Glove Award for their respective positions while Correa was also awarded the Rawlings AL Platinum Glove Award...the Astros also won the Rawlings AL Glove Team Award...Alvarez and Tucker were named to the All-MLB Second Team...Astros manager Dusty Baker became the first manager in MLB history to win division titles with five different clubs (Astros, Nationals, Reds, Cubs and Giants)...Gurriel earned his first career batting title and became the second player in club history to win a batting title, joining Altuve...he also was the second Cuban-born player to win a batting title, joining Tony Oliva and the eighth-oldest player in MLB history to win a batting title...rookie starter Luis Garcia had a phenomenal season, posted a 3.30 ERA with a 11-8 record on his way to finishing second in the AL Rookie of the Year award...Lance McCullers Jr. had his best season as a pro, reaching career highs in wins (13), starts (28), innings (162.1) and strikeouts (185), while also posting the best ERA (3.16) and opponent batting average (.205) of his six-year career...Altuve, Michael Brantley, Correa and Ryan Pressly were selected to the All-Star Game...Houston was on the road in Oakland for Opening Day defeating the Oakland Athletics, 8-1...the Astros have won nine straight games on Opening Day (2013-21), which ties the modern Major League record, also reached by the Mariners (2007-15), Reds (1983-91), Mets (1975-83) and St. Louis Browns (1937-45)...per Elias, the only MLB team to post a longer winning streak on Opening Day was the 1887-1896 Boston Beaneaters (current Braves franchise), with a 10-game streak.



MAJOR LEAGUE HISTORY

2022

The Astros captured their second World Series title in 2022 after a dominant season that saw them win 106 games, the second-most in franchise history and the second-most in MLB...Houston defeated the Philadelphia Phillies in six games in a series that saw the Astros throw just the 3rd no-hitter in World Series history and the first combined no-hitter in MLB postseason history behind the arms of Cristian Javier (6.0IP), Bryan Abreu, Rafael Montero and Ryan Pressly (1.0IP each) and also saw Yordan



Alvarez hit a 450-foot three-run home run to give the Astros a 3-1 lead in the clinching Game 6...Houston starting pitcher and 2022 Cy Young Award winner Justin Verlander capped his remarkable season at age 39 with his first World Series win in Game 5 against the Phillies...the Astros began the postseason with a remarkable 7-0 record that was helped immensely by two clutch home runs from Alvarez and rookie Jeremy Peña in the ALDS against the Seattle Mariners...Alvarez hit a walk-off 3-run homer in Game 1 against Seattle while a Peña solo shot help end an 18-inning game, clinching Game 3 for the Astros, which ended up tying the record for the longest postseason game in MLB history...the Astros 7-0 start to the playoffs, which is tied for the second-best ever, was fueled by three-and-four game sweeps of Seattle and the New York Yankees, respectively...the Astros faced 1-0 and 2-1 deficits in the World Series against Philadelphia before winning three-straight games to earn the title...Peña became just the third rookie in MLB history to win World Series MVP, as the shortstop hit .400 with a home run and three RBI against the Phillies...his postseason overall saw him hit .345 with four homers and eight RBI...the World Series win was the first for Astros manager Dusty Baker, who filled perhaps the only missing hole in his historic and illustrious 25-year career as a skipper...Houston's pitching staff turned in a remarkable playoff performance, indicated best by the bullpen, which allowed the lowest ERA in MLB postseason history among staffs that threw 35 innings or more (0.83)...Astros starter Framber Valdez went 3-0 in the playoffs while posting a 1.44 ERA, while Javier allowed just a single earned run in 12.2 innings...the postseason was a mirror of the regular season for the Astros, who had the best bullpen ERA (2.80) in MLB and the second-best rotation ERA (2.95)...spearheading the Astros rotation was Verlander, who earned his third career Cy Young award in his first year back from Tommy John Surgery at age 39 after posting a 18-4 record and a MLB-best 1.75 ERA among starters...he is the 4th oldest pitcher ever to earn the award...Valdez also engineered a historic 2022 season, posting a 17-6 record and a 2.82 while breaking the MLB record for most consecutive quality starts in a single-season with 25...Valdez also set the MLB record for most consecutive quality starts by a left-handed pitcher (22) while shattering the Astros previous franchise record of 19...Valdez's streak ended at 25, which is now the 2nd-longest in MLB history...the pitching staff also saw Javier engineer his first hitless outing of the year on June 25 in New York against the Yankees, whom the Astros pitched a combined no-hitter against for their first of the year...relievers Hector Neris and Ryan Pressly helped Javier in the effort, each throwing one frame...the regular season also saw the Astros throw two immaculate innings in a single game, one by starter Luis Garcia and another by reliever Phil Maton on June 15 against the Rangers in Arlington...both were caught by catcher Martin Maldonado, who was also on the receiving end of the combined no-hitter just 10 days later...2022 also saw Ryan Pressly's 33 save season for Houston's pitching staff, which shot him up the leaderboard among the Astros' all-time franchise leaders...he ranked T-4th with Fred Gladding in saves in Astros with 76 at the end of the regular season after being T-13th entering the year...Pressly also now is the Astros all-time leader in postseason saves after earning his 11th in Game 6 of the World Series...other notable moments included Lance McCullers Jr. returning from a forearm injury that kept him out until August, where he was incredible in his return, going 4-2 with a 2.27 ERA, and Ryne Stanek posting the 2nd-best ERA in MLB this year among qualified relievers with a 1.15 ERA, which also set a new Astros franchise record...at the plate, Houston hit the 4th-most home runs in baseball, lead in part by Alvarez's 37-homer year, which ranked 6th in MLB...Alvarez finished as an AL MVP finalist, hitting .306 with a .613 slugging percentage, which was the 2nd-best mark in baseball...the Astros also saw Jose Altuve hit .300 for the sixth time in his career, while the second baseman swatted 28 home runs and stole 18 bases...Kyle Tucker had a remarkable year as well, hitting 30 home runs, driving in 107 RBI and a career-high 25 stolen bases...he was the only player in baseball to hit 30 homers and record 25 steals...he joined Jeff Bagwell as the only other Astro in history to reach each number, who did it in 1997 and 1999...Tucker's back-to-back 30 home run seasons made him the first Astro since Lance Berkman accomplished the feat in 2001-02...Five Astros made the 2022 All-Star Game at Dodger Stadium in Los Angeles: Altuve, Alvarez, Tucker, Verlander and Valdez.

ASTROS
FRONT OFFICE

ASTROS
COACHING STAFF

HOUSTON
ASTROS

SCOUTING & PLAYER
DEVELOPMENT

2023 SEASON
IN REVIEW

2024
OPPONENTS

HISTORY &
RECORDS

SPRING
TRAINING

MEDIA
INFORMATION

MINUTE MAID
PARK

2023

In their final season with legendary manager Dusty Baker at the helm, the Astros reached their seventh consecutive American League Championship Series, becoming the first American League team and second team overall (Atlanta Braves, 1991-99) to accomplish the feat...they were dispatched by their in-state rivals and eventual World Series Champions, Texas Rangers, in a seven-game ALCS in which the road team won each contest...Baker announced his retirement shortly after the ALCS,



capping a sure-to-be Hall-of-Fame career that included a World Series Championship, two AL pennants and three AL West titles in his four-year stint in Houston...the Astros clinched their third straight AL West Division title on the final game of the regular season, setting up a matchup vs. the Minnesota Twins in the ALDS...the Astros won the ALDS in five games, moving on to face the Rangers in the ALCS in the first intrastate LCS in MLB history...after dropping the first two games of the series, the Astros won three straight at Globe Life Field...Jose Altuve continued his postseason heroics in Game 5 with a go-ahead three-run homer in the ninth inning...the home run was Altuve's 10th career go-ahead home run in the postseason, surpassing Albert Pujols for the most in MLB history...Yordan Alvarez hit .465 with six homers, 15 RBI and a 1.487 OPS in the playoffs...Alvarez finished the postseason with six straight multi-hit games, setting the MLB record for consecutive multi-hit games in a single postseason...Kyle Tucker led the American League with 112 RBI and won his first career AL Silver Slugger Award...Tucker, who was also a finalist for the AL Gold Glove Award in right field, became the third player in Astros history and the first since Lance Berkman in 2002 to lead their league in RBI...Framber Valdez made his second consecutive Opening Day start and had the highlight of his year on Aug. 1, tossing the 16th no-hitter (including the postseason) in franchise history...it was the first no-hitter thrown by a left-hander in club history...on the same day Valdez threw his no-hitter, the Astros made the biggest splash of the MLB Trade Deadline by re-acquiring Justin Verlander in a trade with the New York Mets...Verlander was key to the Astros' postseason push, going 7-3 with a 3.31 ERA in 11 starts to close out the regular season...despite missing 60 games amid two stints on the Injured List, Altuve put together another fantastic season, batting .311 with a .915 OPS through 90 games...Altuve reached numerous career milestones, including 2,000 career hits, 1,000 runs scored, 400 doubles, 200 homers and 700 RBI...he also became the first Astro to hit for the cycle in 10 years, doing so on Aug. 28 at Boston...Mauricio Dubón received extended playing time due to Altuve's injuries and set career highs in nearly every offensive category en route to winning the AL Gold Glove Award at the utility spot...Alvarez, Tucker and Valdez represented the Astros in the All-Star Game at Dodger Stadium, with each player garnering their second career All-Star selection...the Astros tied their club record in homers (7) on May 28 at Oakland and hits (25) on Aug. 27 at Detroit...for the fifth time in club history, and the first time since 2007, the Astros surpassed three million fans, with a final attendance total of 3,052,347.

ASTROS STADIUM HISTORY



Colt Stadium served as the home to Houston's first Major League Baseball franchise: the Colt .45s. The outdoor, single-deck facility was constructed as a temporary home until a domed stadium was completed. It was in operation for three seasons, from 1962-1964, and was witness to two no-hitters, both by the Colts: Don Nottebart in 1962 and Ken Johnson in 1963. High heat and humidity moved many games to late afternoon starts and pushed the National League to lift its ban on Sunday night games. It was located in what is now the Astrodome's north parking lot.



By the time the Astrodome opened on April 9, 1965, for an exhibition game between the Houston Astros and New York Yankees, it was already heralded as the "Eighth Wonder of the World." The largest structure of its kind and the world's first multi-purpose domed stadium, the Astrodome came to symbolize the futuristic home of professional sports in America. In honor of Houston's significance to the country's space program, it was appropriately named the Astrodome, and to maintain the theme, the Colt .45s were proudly renamed the Astros. AstroTurf was developed and installed to start the 1966 campaign after natural grass was unsuccessful. It served as the Astros home for 35 seasons.

COLT STADIUM

First Game:	April 10, 1962
Last Game:	September 27, 1964
Capacity:	32,601 (1962); 33,010 (1964)
Dimensions:	Foul lines: 360 ft; power alleys: 395 ft; center field: 420 ft; deepest corners in center field, just left and right of straightaway center: 427 ft; backstop: 60 ft.
Fences:	Left & right field: 8 ft; center field screen: 30 ft.
Surface:	Grass
Cost:	\$2 million
Location:	South Houston, in what is now the Astrodome's parking lot (north lot).

Current status: The stadium was dismantled in the 1970s and moved to Torreon, Mexico, where it was reassembled and became home to a Mexican League baseball team.

ASTRODOME

First Game:	April 12, 1965
Last Game:	October 9, 1999
Capacity:	42,217 (1965); 54,816 (1990)
Dimensions:	Foul lines: 325 ft; power alleys: 375 ft; center field: 400 ft; backstop: 52 ft; apex of dome: 208 ft.
Fences:	Left & right field: 10 ft; center field: 10 ft.
Surface:	Grass (1965); Astroturf (1966-1999)
Cost:	\$35 million (1965); \$60 million (1989 expansion)
Location:	South Houston

THE HISTORY OF THE ASTROS UNIFORM

HOUSTON COLT .45'S • 1962-1964



HOME

ROAD

HOUSTON ASTROS • 1965-1970



HOME

ROAD

HOUSTON ASTROS • 1971-1974



HOME

ROAD

HOUSTON ASTROS • 1975-1979



HOME & ROAD

HOUSTON ASTROS • 1980-1986



HOME

ROAD

HOUSTON ASTROS • 1987-1988



HOME

ROAD

HOUSTON ASTROS • 1989-1993



HOME

ROAD

HOUSTON ASTROS • 1994-1996



HOME

ROAD



THE HISTORY OF THE ASTROS UNIFORM

HOUSTON ASTROS • 1997-1999



HOME

ROAD

HOUSTON ASTROS • 2000



ALTERNATES

HOUSTON ASTROS • 2000-2012



HOME



HOME (SATURDAY)



HOME (SUNDAY)



ROAD



ROAD (ALTERNATE)

HOUSTON ASTROS • 2013-current



HOME



ROAD



ALTERNATE/
HOME (FRIDAY)



HOME (SUNDAY)

ASTROS
FRONT OFFICE

ASTROS
COACHING STAFF

HOUSTON
ASTROS

SCOUTING & PLAYER
DEVELOPMENT

2023 SEASON
IN REVIEW

2024
OPPONENTS

HISTORY &
RECORDS

SPRING
TRAINING

MEDIA
INFORMATION

MINUTE MAID
PARK

THE HISTORY OF THE ASTROS UNIFORM

HOUSTON ASTROS • 2021-current



CITY CONNECT EDITION

ASTROS BROADCAST HISTORY

ASTROS ENGLISH BROADCASTERS*

Radio and Television full-time broadcasters

Al Helfer	1962
Guy Savage	1962-1963
Loel Passe	1962-1976
Gene Elston	1962-1986
Harry Kalas	1965-1970
Bob Prince	1976
Dewayne Staats	1977-1984
Larry Dierker	1979-1996, 2004-2005
Jerry Trupiano	1985-1987
Milo Hamilton	1985-2012
Bill Worrell	1986-1996; 2000-2003
Dave Hofferth	1987
Bill Brown	1987-2016
Bruce Gietzen	1988-1990
Enos Cabell	1989-1994
Vince Cotroneo	1991-1997
Jim Deshaies	1997-2012
Alan Ashby	1998-2005; 2013-16
Brett Dolan	2006-2012
Dave Raymond	2006-2012
Geoff Blum	2013-present
Robert Ford	2013-present
Steve Sparks	2013-present
Todd Kalas	2017-present

* - prior to the 2000 season, it was standard practice for Astros english broadcasters to switch between radio and television assignments

ASTROS RADIO BROADCASTERS

English broadcasts, 2000-present

Milo Hamilton	1985-2012
Alan Ashby	1998-2005
Brett Dolan	2006-2012
Dave Raymond	2006-2012
Robert Ford	2013-present
Steve Sparks	2013-present

ASTROS SPANISH RADIO BROADCASTERS

Radio full-time broadcasters

Rene Cardenas	1962-1976
Orlando Sanchez Diago	1962-1976, 1987-1992
Rolando Beccera	1987-1992
Manny Lopez	1993
Francisco Ernesto Ruiz	1993-2007
Danny Gonzalez	1994-1996
Alex Trevino	1996-present
Francisco Romero	2008-present

ASTROS TELEVISION BROADCASTERS

English broadcasts, 2000-present

Bill Brown	1987-2016
Jim Deshaies	1997-2012
Bill Worrell	2000-2003
Larry Dierker	2004-2005
Alan Ashby	2013-2016
Geoff Blum	2013-present
Todd Kalas	2017-present

ASTROS FORD C. FRICK AWARD WINNERS

The Ford C. Frick Award is presented annually by the Baseball Hall of Fame to a broadcaster for "major contributions to baseball." The award, named after the late broadcaster, National League President, Commissioner, and Hall of Famer, has been presented annually since 1978. Frick was a driving force behind the creation of the Hall of Fame in Cooperstown and he helped foster the relationship between radio and the game of baseball.

The Ford C. Frick Award is presented annually during the Hall of Fame Induction Ceremony. Each award recipient (not to be confused with an inductee) is presented with a calligraphy of the award during the Hall of Fame Induction Ceremony and is recognized in the "Scribes & Mikemen" exhibit in the Library of the National Baseball Hall of Fame.

GENE ELSTON (Astros broadcaster from 1962-1986)



Gene Elston's baseball broadcasting career spanned 47 years, primarily as a radio announcer. The 2006 recipient of the Ford C. Frick Award, delivered baseball to a new legion of fans as the lead voice of the expansion Houston Astros for 25 years, from their beginnings as the 1962 Colt .45s, through their 1986 National League West Division championship. While his voice became a beacon to fans in Texas and the Southwest, Elston's broadcasting responsibilities also included numerous national assignments. Elston broke into radio as a high school basketball broadcaster in 1941 in Fort Dodge, Iowa. After serving in the Navy during World War II, he returned to the small midwest stations he knew so well. His break came in 1945 when he handled color commentary for the National Football League's Cleveland Rams. His entry into baseball came in 1946, when Elston was hired to call games for the Waterloo White Hawks of the Three I League. Three years later, he was named play-by-play for Des Moines of the Western League. In 1954 he made the major leagues as the number two man for the Chicago Cubs. In 1958, Elston was chosen to work with Bob Feller for Mutual's Game of the Day, which aired over 350 stations across the country, a position he held through 1960. In 1961, as baseball was expanding, he was the first announcer to handle play-by-play duties for the Houston franchise. He went on to work the CBS Radio Game of the Week from 1987-1995 and CBS postseason games from 1995-1997. A Texas Baseball Hall of Fame inductee, Elston also created a unique scorebook, Gene Elston's Stati-Score Baseball Scorebook, and authored two books, including the 2001 release, A Stitch in Time: A Baseball Chronology, 1845-2000.

MILO HAMILTON (Astros broadcaster from 1985-2012)



Milo Hamilton, the 1992 recipient of the Ford C. Frick Award, broadcast Major League baseball for more than 40 years. His big league on-air career included stops with the St. Louis Browns (1953), St. Louis Cardinals (1954), Chicago Cubs (1956-57 and 1980-84), Chicago White Sox (1962-65), Atlanta Braves (1966-75), Pittsburgh Pirates (1976-79), and Houston Astros (1985-2012). It was no coincidence that he was behind the microphone for more historic baseball events than any other announcer. His smooth style appealed to his listeners and his knowledge of the game has earned him the respect of his peers. Among the milestones he broadcast were Hank Aaron's 715th home run, Ernie Banks' fifth grand-slam of the 1955 season, seven no-hitters and Roger Maris' 61st homer (recreated on Western Union ticker). He was also on the Cardinals' broadcast crew when Stan Musial hit his record-breaking fifth home run in a doubleheader and he was doing the play-by-play 18 years later when San Diego's Nate Colbert duplicated Musial's feat. Wherever he has been, Hamilton involved himself in fund-raising activities, and over the years he helped raise over \$1.5 million for local charities. Born in Fairfield, Iowa, on Sept. 2, 1927, Hamilton graduated from the University of Iowa with a degree in radio speech. Milo shared the broadcast booth with numerous other Frick Award winners, including Jack Brickhouse, Bob Elson, Harry Caray and Jack Buck.

AL HELFER (Astros broadcaster in 1965)



Al Helfer, who was big in stature, big in personality and a big league mainstay in broadcast booths across the country for three decades, was named the 2018 recipient of the Ford C. Frick Award. The burly 6-foot-4 Helfer worked behind a microphone in the Majors for eight different clubs, the Pirates (1933-34), Reds (1935-36), Yankees (1937-38, 1945), Brooklyn Dodgers (1939-41, 1955-57), New York Giants (1945, 1949), Phillies (1958), Colt .45s (1962) and Athletics (1968-69), and gained a national following as a radio broadcaster for Mutual Broadcasting System's Game of the Day in the 1950's. For a five-year period between 1950 and '54, he was traveling to a different ballpark six days a week. A rewarding but exhausting assignment, it was due to this Game of the Day exposure – the broadcasts carried by approximately 400 stations in non-MLB markets and around the world by the Armed Forces Radio Network – which Helfer became one of the nation's best-known baseball broadcasters. It was said that his audience reached 80 million at times. In 1962, Helfer was a member of the Colt .45s original broadcast crew, along with other Astros greats, Gene Elston, Loel Passe and Rene Cardenas.

ASTROS
FRONT OFFICE
ASTROS
COACHING STAFF
HOUSTON
ASTROS
SCOUTING & PLAYER
DEVELOPMENT
2023 SEASON
IN REVIEW
2024
OPPONENTS
HISTORY &
RECORDS
SPRING
TRAINING
MEDIA
INFORMATION
MINUTE MAID
PARK

ASTROS FORD C. FRICK AWARD WINNERS

HARRY KALAS *(Astros broadcaster from 1965-1970)*



Harry Kalas, longtime announcer for the Philadelphia Phillies, was the 2002 recipient of the Ford C. Frick Award. A native of Naperville, Ill., Kalas graduated from the University of Iowa in 1959 with a Bachelor of Arts degree in Speech, Radio, and Television. The affable broadcaster was drafted into the military on graduation day and spent the following two years in Hawaii with the U.S. Army. In 1961, he served as sports director of radio station KGU and also began broadcasting for the Pacific Coast League's Hawaii Islanders as well as the University of Hawaii. An original member of the Astros broadcast team in 1965, he called games for Houston until 1970. In 1971, he moved to the Phillies broadcast booth, where he shared the microphone with Hall of Fame outfielder Richie Ashburn for 26 seasons. Kalas was honored as Pennsylvania Sportscaster of the Year 18 times. He also broadcast Big Five basketball and Notre Dame football. Kalas, revered for his uncanny ability to connect with his listeners, whether on radio or television, called more than 5,000 Phillies games. His passion for the game was unsurpassed, and his powerful, soothing voice was a summertime tradition throughout Pennsylvania, Delaware and New Jersey.

THE HOUSTON BASEBALL MEDIA WALL OF HONOR

Each season, the Houston Baseball Media Wall of Honor, located on the club level at Minute Maid Park, inducts a current or former Houston media member who has made significant and lasting contributions to the landscape of Houston baseball through their work in journalism or broadcasting.

ANITA MARTINI *(inaugural, 2007 inductee)*




The inaugural inductee into the Houston Baseball Media Wall of Honor was the late Anita Martini, a pioneer in the sports media field. Martini, a native of Galveston, was a pioneer for women in sports journalism. Martini began her career with Houston radio station KTRH during the 1960s and became the nation's first woman sports anchor in the early 1970s, at Houston television station KPRC. In 1974, she challenged Major League Baseball for the right to join her male colleagues in the clubhouse for post-game interviews with the players. Martini won her fight when she interviewed Jimmy Wynn in the Los Angeles Dodgers clubhouse after a game at the Houston Astrodome. By the 1980s, she was hosting one of the first call-in sports shows on Houston AM radio station KPRC. She died of cancer in 1993 at the age of 54. Martini also is an inductee of the Texas Baseball Hall of Fame.

GENE ELSTON *(2008 inductee)*



Elston broadcast Major League Baseball games in Houston for 25 years as the Voice of the Astros from 1962-1986. He was behind the microphone for the first game in franchise history on April 10, 1962, when the Colt .45s defeated the Chicago Cubs. Elston was the first play-by-play broadcaster for the Houston franchise, and a generation of baseball fans received their introductions to both the Astros and Major League Baseball by his broadcasts. Elston broadcast baseball for 47 years, beginning with Waterloo of the Triple I League in 1947. After nine seasons broadcasting minor league baseball, Elston made his Major League debut with the Chicago Cubs in 1954. He also called the Mutual "Game of the Week" from 1958-60 and the CBS Radio "Game of the Week" from 1987-97. In 2006, Elston was honored with the Ford C. Frick Award from the National Baseball Hall of Fame and Museum for his significant and lasting contributions to the game of baseball through his work in broadcasting. Among the highlights of Elston's career with the Astros included calling eight of the team's no-hitters, two Astros NL Western Division Championships (1980, 1986), and Nolan Ryan breaking Walter Johnson's all-time strikeout record in 1983. He was inducted in the Texas Baseball Hall of Fame in 1993.

NEIL HOHLFELD *(2009 inductee)*



Hohlfeld covered the Houston Astros as the beat writer for the Houston Chronicle from 1979 until 1995. He served as president of the Houston chapter of the Baseball Writers Association of America in 1993. In 1996, Hohlfeld went on to cover other sports, including Texas A&M athletics and NASCAR, through 2006 before assuming an editing assignment for the Chronicle. In 2007, he returned to his first love as a baseball analyst for FS Houston's pre- and post-game shows. Hohlfeld graduated from the University of Missouri with a Bachelor of Journalism in 1973 and began his career in Hannibal, Mo. He worked for the Chicago Tribune from 1974-79 before joining the Chronicle in 1979. Hohlfeld passed away on July 19, 2008 at the age of 56. He was honored by the Houston chapter of the BBWAA as the recipient of the 2008 Fred Hartman Long and Meritorious Service Award.

THE HOUSTON BASEBALL MEDIA WALL OF HONOR

MICKEY HERSKOWITZ (2010 inductee)



Herskowitz was one of Houston's original beat writers and columnists, having covered the team since its inception in 1962. He wrote for both the Houston Post and Houston Chronicle. A graduate of the University of Houston, at age 26, Herskowitz became the nation's youngest sports editor of a major newspaper and later received international recognition for his coverage of the terrorist tragedy at the 1972 Munich Olympics. He was the first writer to win national first place awards in three Associated Press categories in one year, 1968. In addition to his journalism career, Herskowitz has authored books on historical figures, such as Gene Autry, Nolan Ryan, Paul "Bear" Bryant and Prescott Bush. He was also the ghostwriter of several autobiographies, including Dan Rather and Mickey Mantle. A former Marine, he has been inducted into the Houston Chamber of Commerce Hall of Fame, and received the national Headliners Award for excellence in sports writing. Herskowitz is also a former executive with the American Football League; a New York magazine editor; an original partner in the Houston Rockets; and a journalism professor at Sam Houston State University. He was inducted into the Texas Baseball Hall of Fame in 1997.

BILL BROWN (2011 inductee)



Bill Brown was the Houston Astros play-by-play announcer for 30 seasons. Brown, also known as "Brownie," was inducted into the Texas Baseball Hall of Fame on Nov. 12, 2004. He joined the Astros in 1987 after working as senior producer and anchor of the Financial News Network's SCORE program. Prior to that assignment, he was the sports director of the Sports Time Cable Network, which televised select Reds, Royals and Cardinals games. He spent one year with HSE in Pittsburgh and was the television voice of the Cincinnati Reds from 1976-82. Brown, who began his broadcast career on radio at 18 years old, graduated from the University of Missouri in 1969 and became a U.S. Army broadcast specialist, working as a sportscaster for the Armed Forces Vietnam Network in Saigon from 1970-71. After leaving the service in 1971, Brown completed one semester of graduate school at Central Missouri State College in 1971 and then earned a job at WLWT-TV in Cincinnati. Brown has broadcast for two teams in the World Series, the 1976 Reds and the 2005 Astros. He also called Craig Biggio's historic 3,000th hit in 2007, as well as many other memorable moments during both his Astros broadcasting tenure and overall broadcasting career.

MILO HAMILTON (2012 inductee)



Hall of Fame broadcaster Milo Hamilton spent a total of 59 seasons broadcasting Major League Baseball, which ranked as the second-longest broadcasting career in the game's history. A member of the Texas Baseball Hall of Fame, Hamilton has also been recognized by the National Baseball Hall of Fame, having won the Ford C. Frick Award in 1992. As an Astros broadcaster, he called many of the greatest moments in franchise history, including Nolan Ryan's 4,000th strikeout in 1985, the final out of Mike Scott's dramatic, division-clinching no-hitter in 1986, the Astros historic, six-pitcher, combined no-hitter at Yankee Stadium in 2003, the Astros 2005 Game 6 NLCS clincher, and Craig Biggio's 3,000th hit in 2007. Prior to joining Houston, Hamilton had already established himself as a top broadcaster in the game, having called Hank Aaron's historic 715th home run on April 8, 1974. His career accomplishments also include calling games at 59 Major League ballparks, being behind the mic for 11 no-hitters and broadcasting for the Pirates during their 1979 World Series championship season. At the conclusion of the 2012 campaign, he retired from his position as "The Voice of the Astros", having established himself as one of the all-time great broadcasters in Major League Baseball history.

RENE CARDENAS (2013 inductee)



Cardenas, a native of Managua, Nicaragua, started his professional baseball broadcast career with the Los Angeles Dodgers in 1958, becoming one of the first members of a Spanish radio broadcast team in the history of Major League Baseball. In the coming years, Cardenas further made history as a pioneer, as he and his team became the first Spanish radio broadcast team to call a World Series (1959) and an All-Star Game (1961). Cardenas was brought into the Houston organization by Judge Roy Hofheinz in 1962 as the Director of the Spanish Division for the Colt .45's, and stayed with the Astros through 1975. He also spent time with the Texas Rangers organization, where he started their very first Spanish radio broadcast. Following his time in Arlington, Cardenas returned to LA where he did Spanish radio and TV broadcasts for the Dodgers in the 1980s. Cardenas returned to Houston in 2000 where he began writing for the club. He returned to Spanish radio broadcast in 2007 and in 2008, became a television broadcaster for the team. He now writes for La Prensa, as well as the Astros Gameday Magazine and La Voz. Among his many honors are a place in both the Texas Rangers and former LA Dodgers Walks of Fame, and three nominations for the Ford C. Frick award in 1993, 2010 and 2011.

THE HOUSTON BASEBALL MEDIA WALL OF HONOR

ALEX TREVIÑO (2014 inductee)



Alex Treviño became a distinguished member of the Houston Baseball Media Wall of Honor on Thursday, Sept. 18, 2014, in what was his 19th year in the Astros Spanish radio booth. He joined the broadcast team in 1996 and has called over 3,000 Astros games and six postseason appearances, including the 2005 World Series run. As of 2014, his 19 seasons in the broadcast booth were the second-most in franchise history by a Spanish broadcaster, trailing only Orlando Sanchez Diago's 21 years. Prior to joining the broadcast staff, Treviño spent 13 seasons in the Majors, primarily as a catcher, including the 1988-90 seasons with the Astros. He also spent time with the Mets, Reds, Braves, Giants and Dodgers in his Major League career. Treviño finished his playing career in the Mexican League, playing three seasons (1993-95) in his hometown of Monterrey, Mexico. Treviño was a member of the 1972 Pony League World Series championship team, which hailed from Monterrey. He later would become one of seven Mexican-born players to play for the Astros, and was inducted into the Hispanic Heritage Baseball Museum Hall of Fame in 2003.

HARRY SHATTUCK (2015 inductee)



Long-time sportswriter for the Houston Chronicle, Harry Shattuck, was inducted into the Houston Baseball Media Wall of Honor on Sept. 23, 2015. Shattuck covered the Astros beat for the Houston Chronicle for several seasons. Shattuck worked in the newspaper business for the Houston Chronicle for parts of four decades from 1970-2009. He began covering the Astros in 1970 and served as the Chronicle's beat writer from 1972-1985. He moved on to serve as the Chronicle's national baseball writer (1985-88), the assistant sports editor (1989-93) and the travel editor (1993-09) before his retirement. In his distinguished career, Shattuck covered 14 World Series, was the former chairman of the Houston Chapter of the BBWAA and voted for the Baseball Hall of Fame for over 30 years. While on the Astros beat, Shattuck covered the team during the tumultuous change in team ownership in 1976 and during the Astros 1980's playoff appearances.

MARK BERMAN (2016 inductee)



On Monday, Sept. 26, 2016, long-time sports director at KRIV-TV Mark Berman was inducted into the Houston Baseball Media Wall of Honor. Berman has spent over 30 years at KRIV-TV in Houston, having joined the Houston FOX affiliate in 1986 and being named the station's sports director in 1988. In his role, Berman covers all sports in the Houston area, including professional, collegiate and high school athletics. A leader in his industry, Berman is best known for his relentless work ethic, his professionalism and his accuracy in breaking stories. Since joining the Houston media, Berman has covered every Astros playoff team in franchise history (1980-81, 1986, 1997-99, 2001, 2004-05, 2015), including the club's World Series appearance in 2005. Berman grew up in Hempstead, Texas, and graduated from the University of Houston with a degree in communications.

BOB ALLEN (2017 inductee)



Houston sports anchor and director Bob Allen was inducted into the Houston Baseball Media Wall of Honor on Sept. 17, 2017. One of the most iconic members of the Houston media market, Allen sadly passed away in October of 2016 after a lengthy battle with cancer. Allen spent 38 years as sports director at ABC 13 News (KTRK) after getting named to the post in 1975, making him the longest tenured major market sports anchor in the country. He also spent two years as sports director at KHOU 11 News following his run with KTRK. During his career, Allen covered virtually all of the Astros postseason runs, all five ownership groups in the history of the Houston franchise, the construction and opening of Minute Maid Park, the Astros first appearance in a World Series and Craig Biggio's 3,000th hit and Hall of Fame selection. A native of Houston, Allen was committed to giving back to his community, as he was an enthusiastic supporter and board member of both the Sunshine Kids organization and the Special Olympics.

KAREN WARREN (2018 inductee)



Longtime Houston Chronicle photojournalist Karen Warren was inducted into the Houston Baseball Media Wall of Honor on Sept. 14, 2018, becoming the first photojournalist to receive this honor since the award's inception in 2007. With over 20 years as a staff photographer at the Houston Chronicle, Warren has covered some of the best years in the history of the Astros franchise and has become a fixture in the Houston media market. Since joining the Houston Chronicle in 1997, she has shot a multitude of Astros regular season and postseason games, and has traveled to Spring Training in Florida to cover the team for close to 20 seasons. In addition to her coverage of the Astros, Warren has also covered the Houston Texans and Houston Rockets during her time at the Chronicle. Warren began her career in photojournalism at the Austin American-Statesman in 1987, where she spent nine years before joining the St. Louis Post-Dispatch in 1996. She joined the Houston Chronicle staff in 1997. A graduate of the University of Texas at Austin, Warren has shot or edited 14 Super Bowls, two World Series runs, the 2004 NLCS, the 2003 College World Series and the 2010 Little League World Series.

THE HOUSTON BASEBALL MEDIA WALL OF HONOR

LARRY DIERKER (2019 inductee)



Franchise icon Larry Dierker was inducted into the Houston Baseball Media Wall of Honor on Sept. 22, 2019, his 73rd birthday and the 55th anniversary of his Major League debut, which came as a 17-year old for the Houston Colt .45s. Dierker debuted with Houston in 1964 and had a remarkable 14-year playing career, including 13 seasons with the Astros (1964-77). After his playing days, Dierker was hired to the club's radio and television broadcast teams in 1979. He worked on both platforms for a total of 20 seasons (1979-96, 2004-05) over two stints in the booth. Dierker has the distinction of moving directly from the broadcast booth to the managerial position, which he did in 1997. He went on to lead the Astros to four playoff appearances (1997-99, 2001) in his five seasons as manager. Since 2005, Dierker has filled a variety of roles with the Astros, including appearances on club broadcasts, writing for team publications and serving as an Astros Community Outreach Executive and as a Special Advisor to the club. Earlier this year, he was inducted into the Astros Hall of Fame, as a member of the inaugural class.

KEVIN ESCHENFELDER (2020 inductee)



Longtime Houston broadcaster and native Houstonian Kevin Eschenfelder was inducted into the Houston Baseball Media Wall of Honor on July 24, 2021. He was celebrating his 25th season in 2021 as the Astros pre and postgame host for their television rights holder, AT&T SportsNet Southwest. Eschenfelder has over 30 years experience working in the Houston media market, originally getting his start in 1991 at Fox Sports Net, covering all three of Houston's major professional sports teams. He began hosting the Astros and Rockets pre and postgame shows in 1997 for Fox Sports Southwest, before continuing in that role for FS Houston, Comcast SportsNet Houston and AT&T SportsNet SW. In addition to his pre and postgame duties for Astros games, Eschenfelder fills in on the Astros television broadcasts as a play-by-play announcer. A graduate of the University of Houston, Eschenfelder has been the radio voice of the University of Houston Football team since 2013.

JAMIE HILDRETH (2022 inductee)



Longtime Astros executive Jamie Hildreth was inducted into the the Houston Baseball Media Wall of Honors on October 3rd, 2022. Hildreth last served as the Astros Senior Vice President of Broadcasting and Alumni Relations before sadly passing away in Spring Training of 2017. Hildreth originally joined the Astros in 1987 as the club's Director of Broadcasting and would remain with the Astros for 30 seasons serving in various roles within the organization. Working behind the scenes, rather than in front of the microphone, Hildreth worked alongside longtime Astros broadcasters Alan Ashby, Bill Brown, Jim Deshaies, Larry Dierker, Milo Hamilton, Alex Treviño, Bill Worrell and others. Hildreth also had a hand in the hiring of the current Astros broadcast teams in the television and radio booths. Prior to joining the Astros, Hildreth was already a fixture in the Houston media market after having a successful career in radio, which included stops at KRBE and KTRH in Houston and KTRM/KALO in Beaumont, TX. Hildreth had a highly decorated career, which included winning the 2014 Fred Hartman Award, given annually by the Houston Chapter of the Baseball Writers Association of America. Additionally, in 2021, he was inducted into the Texas Radio Hall of Fame. A native Texan, Hildreth was a graduate of the University of Houston, majoring in radio and television.

PHIL BOUDREAU (2023 inductee)



Phil Boudreau, a staple of Astros baseball for over 40 years, was voted in as the 2023 inductee into the Houston Baseball Media Wall of Honor. The Astros will recognize Boudreau at Minute Maid Park in a pregame ceremony during the 2024 season. Boudreau works behind the scenes as the statistician for Astros telecasts. For nearly every Astros home game in his 40 seasons, Boudreau has assisted Astros broadcasters, a group that includes the current team of Todd Kalas and Geoff Blum and former broadcasters Bill Brown, Jim Deshaies, Larry Dierker, Milo Hamilton and Gene Elston, to name a few. Boudreau has worked over 3,000 Astros games for the various television broadcasters over the years and also collaborated with Bill Brown and Mike Acosta on the 2021 book "Houston Astros' Golden Era," which traced the team's history. In addition to joining the telecast in 1982, Boudreau also served as a sports producer and reporter for KTRH Radio from 1982-89 producing the award winning Sportsbeat show with Jerry Trupiano and John Breen.

ASTROS FRONT OFFICE
ASTROS COACHING STAFF
HOUSTON ASTROS
SCOUTING & PLAYER DEVELOPMENT
2023 SEASON IN REVIEW
2024 OPPONENTS
HISTORY & RECORDS
SPRING TRAINING
MEDIA INFORMATION
MINUTE MAID PARK

THE LAST TIME IT HAPPENED: INDIVIDUAL BATTING

AT-BATS

(For regulation nine-inning games unless noted / * Denotes club record)

Two At-Bats in an Inning	Kyle Tucker, Sept. 10, 2023 vs. San Diego (6th inn.)
Seven At-Bats in a Game	J. Abreu, J. Altuve, M. Dubó, June 9, 2023 at Cleveland
Eight At-Bats in a Game	C. Lee, M. Loretta, T. Wigginton, July 6, 2008 at Atlanta (17 inn.)
Ten or More At-Bats in a Game	Ron Davis, April 15, 1968 vs. New York (NL) (24 inn.)*
Reach Base Twice in an Inning	Kyle Tucker, 9/10/23 vs. SD (6th in.; triple, triple)

RUNS SCORED

Two Runs in an Inning	Alex Bregman, Kyle Tucker, Yordan Alvarez, June 17, 2022 vs. CWS (6th inn.)*
Four Runs in a Game	Jose Altuve, Aug. 28, 2023 at Boston
Five Runs in a Game	George Springer, May 12, 2019 vs. Texas*

HITS

Two Hits in an Inning	Kyle Tucker, Sept. 10, 2023 vs. SD (6th inn.; triple, triple)*
Five Hits in a Game	Jeremy Peña, Aug. 27, 2023 at Detroit
Six Hits in a Game	George Springer, May 7, 2018 at Oakland*
Five Consecutive Hits in a Game	George Springer (6), May 7, 2018 at Oakland*
Six Consecutive Hits in a Game	George Springer, May 7, 2018 at Oakland*
Seven Consecutive Hits, One or More Games	Yordan Alvarez (8), Aug. 27-29, 2023
Eight Consecutive Hits, One or More Games	Yordan Alvarez (8), Aug. 27-29, 2023
Hit Safely in 20 or More Consecutive Games	20, Mauricio Dubón, April 24-28, 2023

SINGLES/DOUBLES/TRIPLES

Two Singles in an Inning	Yuli Gurriel, Sept. 16, 2021 at Texas (4th inn.; single, single)*
Five Singles in a Game	George Springer, June 10, 2015 at Chicago (AL)*
Two Doubles in an Inning	Yordan Alvarez, Sept. 8, 2019 vs. SEA (3rd inn.) and Cesar Cedeno, April 8, 1973 (Gm 1) at ATL (6th inn.)*
Three Doubles in a Game	Yordan Alvarez, Oct. 4, 2022 vs. Philadelphia
Four Doubles in a Game	Jeff Bagwell, June 14, 1996 at San Francisco*
Two Triples in an Inning	Kyle Tucker, Sept. 10, 2023 vs. San Diego (6th inn.)*
Two Triples in a Game	Kyle Tucker, Sept. 10, 2023 vs. San Diego
Three Triples in a Game	Craig Reynolds, May 16, 1981 vs. Chicago (NL)*
Triple in Three Consecutive Games	4x, last, Luke Scott, Sept. 18-20, 2006 vs. Cincinnati*

HOME RUNS

Two Home Runs in an Inning	Jeff Bagwell, June 24, 1994 vs. Los Angeles (AL) (6th inn.)*
Two Home Runs in a Game, Each Side of Plate	Marwin Gonzalez, May 2, 2017 vs. Texas
Three Home Runs in a Game	Jose Altuve, Sept. 5, 2023 at Texas*
Five Home Runs, Two Consecutive Games	Jose Altuve, Sept. 4, 2023 (2) and Sept. 5 (3), 2023 at Texas*
Home Run in Four Consecutive Games	Yuli Gurriel July 2-7, 2019
Home Run in Five Consecutive Games	Yuli Gurriel, July 2-7, 2019
Home Run in Six Consecutive Games	Morgan Ensberg, April 15-21, 2006
Leadoff Home Run	Jose Altuve, Sept. 5, 2023 at Texas (off Nathan Eovaldi)
Walkoff Home Run	Yordan Alvarez, July 4, 2022 vs. KC (off Scott Barlow)
Pinch-Hit Home Run	Yainer Diaz, Aug. 27, 2003 at Detroit (off Carson Kelly)
Inside-the-Park Home Run	George Springer, Sept. 20, 2020 vs. ARI (6th Inn. off Taylor Widener)
Multi-Homer Opening Day	Jeff Bagwell, April 1, 2003 vs. Colorado (both off Jason Jennings)
HR in First At-bat as an Astro	Rick Ankiel, March 31, 2013 vs. Texas (6th inning off Derek Lowe, as a PH)
HR in First At-bat as an Astro and 1st Career At-bat	Mark Saccomanno, Sept. 8, 2008 vs. Pittsburgh (5th inn. off Ian Snell)
HR in First At-bat as an Astro and 1st Career Plate Appearance	Mark Saccomanno, Sept. 8, 2008 vs. Pittsburgh (5th inn. off Ian Snell)
Multiple Home Run Season, as a Pitcher	Brandon Backe (2, May 3, 2008 vs. Milwaukee, Aug. 1, 2008 vs. New York (NL)

GRAND SLAMS

Pinch-Hit Grand Slam	Brian Bogusevic, Aug. 16, 2011 vs. Chicago (NL) (off Carlos Marmol, 9th inn.)
Two Grand Slams in a Game	Never Accomplished
Two Grand Slams in a Season	2023: A. Bregman (6/3 vs. LAA, 6/24 at LAD, 6/29 at STL); Y. Alvarez (4/8 at MIN, 5/22 at MIL); K. Tucker (7/3 at TEX, 8/8 at BAL)
Three Grand Slams in a Season	Alex Bregman, 2023, June 3 vs. LAA, June 24 at LAD, June 29 at STL*

EXTRA BASE HITS

Two Extra Base Hits in an Inning	Kyle Tucker, Sept. 10, 2023 vs. San Diego (6th inn. triple, triple)*
Four Extra Base Hits in a Game	Alex Bregman, August 18, 2022 at CWS (two doubles, two home runs)*

RUNS BATTED IN

Four RBI in an Inning	José Abreu, Sept. 6, 2023 at Texas (3rd inn.)*
Five RBI in a Game	José Abreu (7), Sept. 6, 2023 at Texas
Six RBI in a Game	José Abreu (7), Sept. 6, 2023 at Texas
Seven RBI in a Game	José Abreu (7), Sept. 6, 2023 at Texas
Eight RBI in a Game	Yuli Gurriel (8), Aug. 7, 2019 vs. Colorado and J.R. Towles, Sept. 20, 2007 at St. Louis*
RBI in 10 Consecutive Games	Lance Berkman, June 26-July 6, 2002 (19 RBI)*

WALKS

Two Walks in an Inning.....	Alex Bregman, June 17, 2022 vs. CWS*
Four Walks in a Game.....	Alex Bregman, June 3, 2023 vs. Los Angeles-AL
Six Walks in a Game.....	Jeff Bagwell, Aug. 20, 1999 at Florida (16 inn.)*
Four Consecutive Walks in a Game.....	Yordan Alvarez, Aug. 20, 2019 vs. Detroit
Five Consecutive Walks in a Game.....	Joe Ferguson, June 24, 1978 at San Diego (10 inn., 3 intentional)*
Walk in 11 Consecutive Games.....	Alex Bregman, April 20-30, 2019 (13 walks) and Joe Morgan, July 6-20, 1970 (14 walks)*
Two Intentional Walks in an Inning.....	Never Accomplished
Three Intentional Walks in a Game.....	Lance Berkman, Sept. 27, 2006 at Pittsburgh (15 inn.)*

MOST STRIKEOUTS

Two Strikeouts in an Inning.....	Jeremy Peña, May 11, 2022 at Minnesota (6th inn.)*
Four Strikeouts in a Game.....	Jeremy Peña Sept. 18, 2023 at Kansas City
Five Strikeouts in a Game.....	Gerrit Cole, May 4, 2018 at ARI*
Strikeouts in 10 Consecutive At Bats.....	Rick Ankiel, April 2-8, 2013

SACRIFICE HITS/SACRIFICE FLIES

Three Sacrifice Hits in a Game.....	Andy Pettitte, July 15, 2006 at Florida*
Two Sacrifice Flies in a Game.....	Yuli Gurriel, June 21, 2021 at BAL*

HIT BY PITCH/GROUND INTO DOUBLE PLAY

Two Hit by Pitch in an Inning.....	Never Accomplished
Three Hit by Pitch in a Game.....	Richard Hidalgo, April 19, 2000 at Los Angeles (AL)*
Two GDP in a Game.....	Alex Bregman, Sept. 15, 2023 at Kansas City
Three GDP in a Game.....	Miguel Tejada, Sept. 10, 2009 vs. Atlanta*

STOLEN BASES

Two Stolen Bases in an Inning.....	Kyle Tucker, Sept. 10, 2023 vs. San Diego (4th inn.)
Three Stolen Bases in a Game.....	Jeremy Peña, April 16, 2023 vs. Texas
Four Stolen Bases in a Game.....	Roger Cedeno, April 22, 2000 vs. San Diego (10 inn.)*
Steal of Home.....	Jose Altuve, July 31, 2022 vs. Seattle (1st inn)
Steal of Home by an Opponent.....	Jimmy Paredes, May 27, 2015 at Baltimore (4th inn. off Collin McHugh)
Stolen Base as a Pitcher.....	Brandon Backe, May 25, 2005 at Chicago (N.L.)

HITTING FOR THE CYCLE

Astro Hitting for the Cycle.....	Jose Altuve, Aug. 28, 2023 at Boston
Opponent Hitting for the Cycle.....	Adrian Beltre, Aug. 3, 2015, Texas

THE LAST TIME IT HAPPENED: INDIVIDUAL PITCHING

WINS/LOSSES

Win Five or More Consecutive Decisions.....	7, J.P. France, June 29-Aug. 12, 2023
Win Eight or More Consecutive Decisions.....	9, Justin Verlander, June 24-Sept. 16, 2022*
Win 10 or More Consecutive Decisions.....	16, Gerrit Cole, May 27-Sept. 29, 2019*
Win 16 or More Consecutive Decisions.....	16, Gerrit Cole, May 27-Sept. 29, 2019*
Lose Five or More Consecutive Decisions.....	5, Cristian Javier, July 6-Aug. 14, 2022
Lose Eight or More Consecutive Decisions.....	10, Brett Oberholtzer, Sept. 7 2013-May 6, 2014
Lose Ten or More Consecutive Decisions.....	10, Brett Oberholtzer, Sept. 7 2013-May 6, 2014
Lose 13 Consecutive Decisions.....	Jose Lima, April 10-July 4, 2000*

COMPLETE GAMES/SHUTOUTS

Pitch Two Consecutive Complete Games.....	Dallas Keuchel, May 25-30, 2015 (at BAL, vs. CWS)
Pitch Nine Consecutive Complete Games.....	J.R. Richard, July 29-Sept. 6, 1979 (11)*
Pitch Three Consecutive Shutouts.....	J.R. Richard, 1980 (May 31 at SF/June 6 vs. SF/June 11 vs. CHI (NL))*
Complete-Game Shutout thrown by a Rookie.....	Brett Oberholtzer, Sept. 1, 2013 vs. Seattle

SAVES/RELIEF APPEARANCES

Save Two Consecutive Games Played by the Team.....	Ryan Pressly, July 20-21, 2023
Save Three Consecutive Games Played by the Team.....	Roberto Osuna, Sept. 17-20, 2019
Save Four Consecutive Games Played by the Team.....	Matt Lindstrom, April 17-21, 2010 (at CHC, vs. FLA)*
Save, 3.0 innings-or-more.....	José Urquidy, Aug. 28, 2023 at Boston (4.0 IP, 13-5 W)
Pitch in Nine Consecutive Games Played by the Team.....	Tom Dukes, July 3-12, 1968*
Saves in Three Consecutive Appearances.....	8, Ryan Pressly, June 28-July 15, 2023
Saves in Six Consecutive Appearances.....	8, Ryan Pressly, June 28-July 15, 2023
Saves in Fifteen Consecutive Appearances.....	Jose Valverde, Aug. 9-Sept. 10, 2008*

INNINGS PITCHED

Pitch Nine Innings in a Game, Starter.....	Framber Valdez, Aug. 1, 2023 vs. Cleveland
Pitch More Than Nine Innings in a Game, Starter.....	10.0, Mark Portugal, July 11, 1991 at CHI (NL)
Pitch Five or More Innings, Reliever.....	5.1, Brandon Bielak, Aug. 24, 2023 vs. Boston

HITS ALLOWED

Complete-Game No-Hitter	Framber Valdez, Aug. 1, 2023 vs. Cleveland (W, 2-0)
Pitch 9.0 or More hitless AND scoreless innings.....	11.0, Justin Verlander, Sept. 1-7, 2019
Allow 12 Hits or More in a Game	12, Jose Urquidy, May 28, 2022 at SEA
Allow 14 Hits or More in a Game	Chris Sampson, June 18, 2007 at Los Angeles (AL)
Allow 18 Hits in a Game	Bob Forsch, Aug. 3, 1989 at Cincinnati*

RUNS ALLOWED

Allow Nine or More Runs in a Game.....	J.P. France, Aug. 24, 2023 vs. Boston (10R/10ER/2.1IP)
Allow 10 or More Runs in a Game	J.P. France, Aug. 24, 2023 vs. Boston (10R/10ER/2.1IP)
Allow 12 Runs in a Game	Wade Miller, Aug. 23, 2000 vs. Chicago (NL) (8ER/4.2 inn.)*
Pitch 20 or More Consecutive Scoreless Innings, Starter.....	25.1, Cristian Javier, Sept. 7 - Oct. 1, 2022
Pitch 30 or More Consecutive Scoreless Innings, Starter.....	32.1, Roy Oswalt, Aug. 27, 2008 (2nd inn.)-Sept. 11, 2008*
Pitch 20 or More Consecutive Scoreless Innings, Reliever	27.2, Bryan Abreu, July 18, 2023-present

HOME RUNS ALLOWED

Allow Three Home Runs in an Inning.....	Joe Biagini, Sept. 10, 2019 vs. Oakland (4th inn.)*
Allow Four Home Runs in an Inning.....	Collin McHugh, Aug. 19, 2016 at Baltimore (1st inn.)*
Allow Two Consecutive Home Runs in an Inning.....	Hunter Brown, Sept. 24, 2023 vs. Kansas City (3rd inn.)
Allow Three Consecutive Home Runs in an Inning.....	Collin McHugh, Aug. 19, 2016 at Baltimore (1st inn.)*
Allow Three Home Runs in a Game.....	4, Hunter Brown, Sept. 24, 2023 vs. Kansas City
Allow Four Home Runs in a Game.....	4, Hunter Brown, Sept. 24, 2023 vs. Kansas City
Allow Five Home Runs in a Game.....	Jose Lima, April 27, 2000 vs. Chicago (NL)*
Allow Leadoff Home Run.....	Framber Valdez, Sept. 27, 2023 at SEA (to J.P. Crawford)
Allow Walkoff Home Run.....	Ryan Pressly, Aug. 25, 2023 at DET (to Parker Meadows)
Allow Pinch-Hit Home Run.....	Hector Neris, Aug. 12, 2023 vs. LAA (9th inning to Andrew Velazquez)
Allow Inside-the-Park Home Run	Lance McCullers Jr., Aug. 5, 2020 at ARI (4th inn.) to Kole Calhoun
Allow Home Run to a Pitcher	Armando Galarraga, Aug. 8, 2012 vs. Washington (2nd inning to Gio Gonzalez)

GRAND SLAMS ALLOWED

Allow Grand Slam in a Game.....	Seth Martinez, July 26, 2023 vs. Texas (5th inn. to Adolis Garcia)
Allow Two Grand Slams in a Game	Brandon Backe, Aug. 16, 2008 vs. Arizona (1st inn. to Miguel Montero, 6th inn. to Chris Young)
Allow Pinch-Hit Grand Slam	Brooks Raley, Sept. 24, 2021 at OAK (7th inn. to Chad Pinder)

WALKS ALLOWED

Allow Eight or More Walks in a Game	8, Jonathan Johnson, June 13, 2003 at Boston
Allow 11 Walks in a Game.....	11, J.R. Richard, May 4, 1975 (Gm 2) at San Francisco*
No Walks Allowed, 25 or More Consecutive Innings	28.0, Zack Greinke, Sept. 3-25, 2019
No Walks Allowed, 38 Consecutive Innings	Robin Roberts, Aug. 31-Oct. 1, 1965*

STRIKES OUTS

Strike out Three Batters in an Inning on Nine Pitches.....	Luis Garcia, Phil Maton, June 15, 2022 at Texas (2nd, 7th inn.)*
Strike out Four Batters in an Inning	Lance McCullers Jr., May 22, 2021 at Texas (1st inn.)*
Strike out 12 or More Batters in a Game	13, Framber Valdez, July 15, 2023 at Los Angeles-AL
Strike out 15 or More Batters in a Game	15, Gerrit Cole, Sept. 8, 2019 vs. Seattle
Strike out 18 Batters in a Game	Don Wilson, July 14, 1968 (Gm 2) at Cincinnati*
Strike out Six or More Batters in a Game, Reliever	6, Brandon Bielak, May 1, 2023 vs. San Francisco
Strike out Eight Consecutive Batters in a Game.....	(2x), last, Justin Verlander, Oct. 4, 2022 vs. PHI*
Strike out 10 or More in Consecutive Starts	9, Gerrit Cole, Aug. 7-Sept. 29, 2019

HIT BATTERS/WILD PITCHES

Hit Three Batters in an Inning	C.J. Nitkowski, Aug. 3, 1998 at Florida (8th inn.-consecutive)*
Hit Three Batters in a Game	Justin Verlander, Aug. 27, 2023 at Detroit
Hit Four Batters in a Game	Charlie Morton, June 9, 2018 at Texas*
Throw Three Wild Pitches in an Inning	Joe Niekro, Aug. 2, 1985 vs. San Diego (6th inn.)*
Throw Six Wild Pitches in a Game	J.R. Richard, April 10, 1979 vs. Los Angeles*

LAST TIME IT HAPPENED: TEAM BATTING

RUNS SCORED

Score Seven or More Runs in an Inning.....	8, Sept. 10, 2023 vs. San Diego (6th inn.)
Score Eight or More Runs in an Inning	8, Sept. 10, 2023 vs. San Diego (6th inn.)
Score 10 or More Runs in an Inning.....	10, June 17, 2022 vs. CWS (6th inn.)
Score 12 Runs in an Inning.....	May 31, 1975 at Philadelphia (8th inn.)*
Score 20 or More Runs in a Game.....	21, Aug. 18, 2022 at CWS*
Shut out in Two Consecutive Games.....	May 23-24, 2023 (Lost 0-4 and 0-6 at Milwaukee)
Shut out in Four Consecutive Games.....	Sept. 9-11 (Gm 2), 1966 (Lost 0-7, 0-1, 0-4, and 0-1 at Los Angeles)*

LAST TIME IT HAPPENED: TEAM PITCHING

COMPLETE GAMES/SHUTOUTS

Two Consecutive Complete Games.....	Aug. 3-4, 2001 (Shane Reynolds vs. Montreal, Roy Oswalt vs. Montreal)
Six Consecutive Complete Games	Aug. 27-Sept. 1, 1976*
Two Consecutive Shutouts	2, April 25-26, 2023 (5-0 at Tampa Bay, 1-0 at Tampa Bay)
Three Consecutive Shutouts	3, Sept. 30-Oct. 2, 2012 (7-0 at Milwaukee, 3-0 and 3-0 at Chicago N.L.)

SAVES

Three or More Consecutive Games with a Save.....	3, April 21-23, 2023
Four or More Consecutive Games with a Save	4, Aug. 28 - Sept. 2, 2022
Six Consecutive Games with a Save	2x, April 8-14, 2019 and April 12-18, 1976 (vs. SF, vs. SD)*

HITS ALLOWED

Allow 15 or More Hits in a Game	16, Sept. 18, 2023 vs. Baltimore
Allow 18 or More Hits in a Game	25, Aug. 24, 2023 vs. Boston
Allow 20 or More Hits in a Game	25, Aug. 24, 2023 vs. Boston
Allow 25 or More Hits in a Game	25, Aug. 24, 2023 vs. Boston
Allow 26 Hits in a Game	Aug. 3, 1989 at Cincinnati*
Allow No Hits in a Game	Aug. 1, 2023 vs. Cleveland (W, 2-0) -- by Framber Valdez

RUNS ALLOWED

Allow Five or More Runs in an Inning	6, Aug. 24, 2023 vs. Boston (3rd inn.)
Allow Seven or More Runs in an Inning	7, July 26, 2023 vs. Texas (5th inn.)
Allow 11 Runs in an Inning	Aug. 19, 2013 at Texas (3rd inn.)
Allow 14 Runs in an Inning	Aug. 3, 1989 at Cincinnati (1st inn.)*
Allow 14 or More Runs in a Game	17, Aug. 24, 2023 vs. Boston (L, 1-17)
Allow 15 or More Runs in a Game	17, Aug. 24, 2023 vs. Boston (L, 1-17)
Allow 18 or More Runs in a Game	21, Sept. 10, 2019 vs. Oakland (L, 7-21)
Allow 20 or More Runs in a Game	21, Sept. 10, 2019 vs. Oakland (L, 7-21)
Allow 22 Runs in a Game	June 3, 1987 at Chicago (L, 7-22)*

HOME RUNS ALLOWED/GRAND SLAM HOME RUNS ALLOWED

Allow a Walk-Off Home Run	Aug. 25, 2023 at Detroit (Parker Meadows)
Allow Two Consecutive Home Runs	Sept. 24, 2023 vs. Kansas City - (Salvador Perez, Nelson Velázquez) (3rd inn.)
Allow Three Consecutive Home Runs	Aug. 14, 2023 at Miami (Jorge Soler, Luis Arraez, Josh Bell) (8th inn.)
Allow Five or more Home Runs in a Game.....	5, July 31, 2021 at San Francisco
Allow Six Home Runs in a Game	Aug. 22, 2020 at San Diego
Allow Eight Home Runs in a Game	May 21, 2005 at Texas*
Allow Two Grand Slams in a Game.....	2x, May 7, 2019 vs. Kansas City and August 16, 2008 vs. Arizona*

WALKS ALLOWED

Allow 10 or More Walks in a Game.....	12, Aug. 6, 2023 at New York - AL
Allow 13 Walks in a Game.....	14, July 11, 2021 vs. New York - AL*
Allow 13 Walks in a Nine-Inning Game	14, July 11, 2021 vs. New York - AL*

STRIKEOUTS

Strike out Four Batters in an Inning	May 22, 2021 at Texas(1st inn.)*
Strike out 12 or More Batters in a Game	16, Sept. 27, 2023 at Seattle
Strike out 14 or More Batters in a Game	16, Sept. 27, 2023 at Seattle
Strike out 15 or More Batters in a Game	16, Sept. 27, 2023 at Seattle
Strike out 18 or More Batters in a Game	20, July 3, 2022 vs. LAA
Strike out 24 Batters in a Game	June 12, 2019 vs. Milwaukee (14 innings)

HIT BATTERS

Hit Three Batters in an Inning	3, August 3, 1998 at Florida (8th inn.)*
Hit Four Batters in a Game	5, July 28, 2023 vs. Tampa Bay

LAST TIME IT HAPPENED: PITCHERS BATTING

HOME RUNS

Home Run, Home	J.A. Happ, May 29, 2011 vs. Arizona (5th inn. off Josh Collmenter)
Home Run, Road	Jordan Lyles, Sept. 30, 2012 at Milwaukee (5th inn. off Mike Fiers)
Inside-the-Park Home Run.....	Butch Henry, May 8, 1992 at Pittsburgh (2nd inn. off Doug Drabek)

STOLEN BASES/CAUGHT STEALING

Last Stolen Base	Brandon Backe, May 25, 2005 at Chicago (NL)
Last Caught Stealing	Zack Greinke, Sept. 3, 2019 vs. Milwaukee

PINCH-HITTING/PINCH-RUNNING

Last Pinch-Hit Appearance	Lucas Harrell, June 22, 2013 at Chicago (NL) (9th inning)
Last Pinch-Running Appearance	Lance McCullers Jr., Aug. 22, 2021 vs. Seattle (10th inning)

LAST TIME IT HAPPENED: TEAM FIELDING

ERRORS

Four or More Errors in a Game	4, Sept. 10, 2021 vs. Los Angeles - AL
Five Errors in a Game	5, Apr. 24, 2014 vs. Oakland
Six Errors in a Game	May 9, 1990 vs. Philadelphia
Seven Errors in a Game	July 30, 1979 vs. San Francisco*
12 or More Consecutive Errorless Games	15, Aug. 6-22, 2021
14 or More Consecutive Errorless Games	15, Aug. 6-22, 2021

DOUBLE PLAYS/TRIPLE PLAYS

Five Double Plays in a Game	6, Aug. 19, 2017 vs. Oakland
Six Double Plays in a Game	Aug. 19, 2017 vs. Oakland
Seven Double Plays in a Game	May 4, 1969 vs. San Francisco*
Triple Play	May 23, 2015 at Detroit (5th inn.)
Grounded into by Ian Kinsler —Jonathan Villar to Jose Altuve to Chris Carter	
Triple Play vs. the Astros	May 22, 2019 vs. Chicago-AL (3rd inn.)
Grounded into by Jake Marisnick - Yoan Moncada to Yolmer Sanchez to Jose Abreu	

LAST TIME IT HAPPENED: WON-LOSS RECORDS

WINS

Ten or More Consecutive Wins	11, May 2-13, 2022
Twelve Consecutive Wins	12, June 6-18, 2018*
Seven or More Consecutive Wins, Home	7, Aug. 11-Aug. 25, 2022
Eight or More Consecutive Wins, Home	9, June 19-July 5, 2022
Ten or More Consecutive Wins, Home	18, Aug. 23-Oct. 3, 2004*
18 Consecutive Wins, Home	Aug. 23-Oct. 3, 2004*
Five or More Consecutive Wins, Road	8, Aug. 26-Sept. 6, 2023
Eight or More Consecutive Wins, Road	8, Aug. 26-Sept. 6, 2023
10 Consecutive Wins, Road	11, June 7-28, 2018*
11 Consecutive Wins, Road	11, June 7-28, 2018*

LOSSES

Five or More Consecutive Losses	5, June 15-20, 2023
Eight or More Consecutive Losses	15, Sept. 14-29, 2013*
Ten or More Consecutive Losses	15, Sept. 14-29, 2013*
Twelve Consecutive Losses	15, Sept. 14-29, 2013
Five or More Consecutive Losses, Home	6, Aug. 23-Sept. 9, 2023
Seven or More Consecutive Losses, Home	9, July 15-Aug. 14, 2018
Eleven Consecutive Losses, Home	July 23-Aug. 17, 1966*
Five or More Consecutive Losses, Road	9, Aug. 21-Sept. 8, 2020
Eight or More Consecutive Losses, Road	9, April 13-28, 2013
Ten or More Consecutive Losses, Road	10, July 17-Aug. 3, 2012
Thirteen Consecutive Losses, Road	13, June 15-July 15, 2013*

TIES

Tie Game	June 30, 2005 at Cincinnati (2-2, 7 inn.-called due to rain)
----------------	--

DOUBLEHEADERS

Doubleheader—Win Both Games, Home	July 21, 2022 vs. New York-AL
Doubleheader—Win Both Games, Road	Sept. 29, 2018 at Baltimore
Doubleheader—Lose Both Games, Home	April 23, 1977 vs. San Diego
Doubleheader—Lose Both Games, Road	Sept. 5 at Los Angeles-AL
Doubleheader—Split, Home	Aug. 25, 2020 vs. Los Angeles-AL
Doubleheader—Split, Road	June 26, 2021 at Detroit
Day-Night Doubleheader	July 21, 2022 vs. New York (2-0)

EXTRA-INNING GAMES

Play in Two Consecutive Extra-Inning Games	Sept. 17-18, 2021 (W, 4-3, 10 inn.; L, 4-6, 10 inn.)
Play in Three Consecutive Extra-Inning Games	July 31-Aug. 2, 2001 vs. New York (2-1)*
Win Two Consecutive Extra-Inning Games	June 28-29, 2019 vs. Seattle (W, 2-1, 10 inn.; W, 6-5, 10 inn.)
Lose Two Consecutive Extra-Inning Games	May 28-29, 2021 (L, 3-10, 11 inn.; L, 8-11, 12 inn.)
Lose Three Consecutive Extra-Inning Games	Sept. 27-29, 1995 (1 vs. Pittsburgh, 2 at Chicago)
Play 10-Inning Game	Aug. 23, 2023 vs. Boston (L 5-7)
Play 11-Inning Game	June 25, 2023 at Los Angeles-NL (W, 6-5)
Play 12-Inning Game	Sept. 3, 2022 at Los Angeles-AL (L 1-2)
Play 13-Inning Game	Aug. 7, 2020 at Oakland (L, 2-3)
Play 14-Inning Game	June 9, 2023 at Cleveland (L, 9-10)
Play 15-Inning Game	Aug. 5, 2014 at Philadelphia (L, 1-2)
Play 16-Inning Game	May 11, 2016 vs. Cleveland (W, 5-3)
Play 17-Inning Game	July 6, 2008 at Atlanta (L, 6-7)
Play 18-Inning Game	Aug. 15, 2006 vs. Chicago (NL) (L, 6-8)
Play 19-Inning Game	July 7, 1985 vs. Montreal (L, 3-6)
Play 20-Inning Game	Aug. 15, 1980 at San Diego (W, 3-1)
Play 21-Inning Game	Sept. 24, 1971 (1st Gm) at San Diego (W, 2-1)
Play 22-Inning Game	June 3, 1989 vs. Los Angeles (W, 5-4)
Play 23-Inning Game	Never Accomplished
Play 24-Inning Game	April 15, 1968 vs. New York (W,)*

ONE-RUN GAMES/1-0 GAMES

Play in Three or More Consecutive One-Run Games	3, July 15-18, 2023 (1-2)
Play in Four Consecutive One-Run Games	4, Sept. 5-9, 2022(3-1)
Play in Five or More Consecutive One-Run Games	Sept. 14-19, 2011 (2-3)
Play in Seven Consecutive One-Run Games	May 12-19, 1984 (2-5)*
Win Three or More Consecutive One-Run Games	May 5-7, 2022
Lose Three or More Consecutive One-Run Games	June 7-9, 2023
Win 1-0 Game	Sept. 30, 2023 at Arizona
Lose 1-0 Game	Aug. 7, 2022 at Cleveland

MARGIN OF VICTORY

Win a Game by 16 or More Runs	16, Aug. 18, 2022 at CWS (W, 21-5)
Win a Game by 17 or More Runs	20, Sept. 8, 2019 vs. Seattle (W, 21-1)
Win a Game by 18 Runs	20, Sept. 8, 2019 vs. Seattle (W, 21-1)

MARGIN OF DEFEAT

Lose a Game by 10 or More Runs	16, Aug. 24, 2023 at Boston (L, 1-17)
Lose a Game by 12 or More Runs	16, Aug. 24, 2023 at Boston (L, 1-17)
Lose a Game by 16 Runs	16, Aug. 24, 2023 at Boston (L, 1-17)*

COMEBACKS/BLOWN LEADS

Comeback to Win, Trailing by Five Runs or More	5, Aug. 8, 2023 at BAL, Trained 5-0 in the 3rd inn, W 7-6 in 9 inn
Comeback to Win, Trailing by 11 Runs	July 18, 1994 vs. St. Louis (Trained 11-0 after 3rd inn, W 15-12)*
Blow Lead to Lose, Leading by Five Runs or More	6, July 15, 2023 at Los Angeles (AL) (Led 9-3 in the 7th inn., L 12-13)
Blow Lead to Lose, Leading by Seven Runs or More	7, July 26, 2021 at Seattle (Led 7-0 in the 4th inn., L 8-11)

INDIVIDUAL BATTING RECORDS - CAREER (MIN. 3,000 PA)

Most Years	20, Craig Biggio, 1988-2007
Most Games	2850, Craig Biggio, 1988-2007
Most Consecutive Games	494, Craig Biggio, August 1, 1995-August 4, 1998
Highest Batting Average	.307, Jose Altuve, 2011-2023
Highest On-Base Pct.	.410, Lance Berkman, 1999-2010
Highest Slugging Pct.	.549, Lance Berkman, 1999-2010
Most At-Bats	10876, Craig Biggio, 1988-2007
Most Runs Scored	1844, Craig Biggio, 1988-2007
Most Hits	3060, Craig Biggio, 1988-2007
Most Singles	2046, Craig Biggio, 1988-2007
Most Doubles	.668, Craig Biggio, 1988-2007
Most Triples	.80, Jose Cruz, 1975-87
Most Home Runs	.449, Jeff Bagwell, 1991-2005
Most Home Runs, Home	.234, Jeff Bagwell, 1991-2005
at Colt Stadium	.21, Bob Aspromonte, 1962-64
at Astrodome	.126, Jeff Bagwell, 1991-99
at Minute Maid Park	.151, Lance Berkman, 2000-10
Most Home Runs, Road	.215, Jeff Bagwell, 1991-2005
Most HR, Right-handed hitter	.449, Jeff Bagwell, 1991-2005
Most HR, Left-handed hitter	.138, Jose Cruz, 1975-87
Most HR, Switch-hitter	.326, Lance Berkman, 1999-10
Most Grand Slam Home Runs	.7, Carlos Lee, 2007-12, Jose Altuve (2011-23), Alex Bregman (2016-23)

Most Extra-Base Hits.....	1014, Craig Biggio, 1988-2007	ASTROS FRONT OFFICE
Most Total Bases.....	4711, Craig Biggio, 1988-2007	
Most Runs Batted In.....	1529, Jeff Bagwell, 1991-2005	
Most Walks.....	1401, Jeff Bagwell, 1991-2005	
Most Intentional Walks.....	155, Jeff Bagwell, 1991-2005	
Most Strikeouts.....	1753, Craig Biggio, 1988-2007	ASTROS COACHING STAFF
Most Sacrifice Hits.....	101, Craig Biggio, 1988-2007	
Most Sacrifice Flies.....	102, Jeff Bagwell, 1991-2005	
Most Hit by Pitch.....	285#, Craig Biggio, 1988-2007	
Most Ground into Double Play.....	221, Jeff Bagwell, 1991-2005	
Most Stolen Bases.....	487, Cesar Cedeno, 1970-81	HOUSTON ASTROS
Most Caught Stealing.....	149, Cesar Cedeno, 1970-81	
Most Plate Appearances.....	12504, Craig Biggio, 1988-2007	
Most Times on Base.....	4505, Craig Biggio, 1988-2007	
Most Times Reached on Error.....	163, Craig Biggio, 1988-07	
Most Multi-Hit Games.....	841, Craig Biggio, 1988-07	SCOUTING & PLAYER DEVELOPMENT
Most Three-Hit Games.....	225, Craig Biggio, 1988-2007	
Most Four-Hit Games.....	38, Jose Altuve, 2011-2023	
Best At-Bat/Home Run Ratio.....	17.06, Lance Berkman, 1999-2010	
Best At-Bat/RBI Ratio.....	5.10, Jeff Bagwell, 1991-2005	
Most Steals of Third Base.....	107, Craig Biggio, 1988-2007	2023 SEASON IN REVIEW
Most Steals of Home.....	3, Jeff Bagwell, 1991-2005, Cesar Cedeno, 1970-81, Jose Altuve, 2011-2022	
Highest Stolen Base Percentage.....	82.5%, Michael Bourn (1935B/234ATT), 2008-11	2024 OPPONENTS
	# - indicates modern MLB record	

INDIVIDUAL BATTING RECORDS - SEASON

(avg. leaders based on 3.1 plate appearances times games played by team)

Most Games.....	162 (12 times), last, George Springer, 2016	2023 SEASON IN REVIEW
Highest Batting Average.....	.368, Jeff Bagwell, 1994 (147x400)	
Highest On-Base Percentage.....	.454, Jeff Bagwell, 1999	
Highest Slugging Percentage.....	.750, Jeff Bagwell, 1994	
Most At-Bats.....	660, Jose Altuve, 2014, and Enos Cabell, 1978	
Most Runs Scored.....	152, Jeff Bagwell, 2000	2024 OPPONENTS
Most Consecutive Games with a Run Scored.....	15, Lance Berkman, April 26-May 12, 2008, and Carlos Beltran, Aug. 23-Sept. 7, 2004	
Most Hits.....	225, Jose Altuve, 2014	
Most Consecutive Games with a Hit.....	30, Willy Taveras, July 27-Aug. 27, 2006	
Most Consecutive Games with a Hit to Start a Season.....	16, Billy Hatcher, April 6-23, 1987	
Most Consecutive AB, no Hits.....	40, Brad Ausmus, June 19-July 5, 2006	HISTORY & RECORDS
Most Consecutive Plate Appearances, Reaching Base.....	13, Bill Spiers, June 3-11, 1997 (nine walks, three singles, one hit by pitch)	
Most Singles.....	168, Jose Altuve, 2014	
Most Doubles.....	56, Craig Biggio, 1999	
Most Triples.....	14, Roger Metzger, 1973	
Most Home Runs.....	47, Jeff Bagwell, 2000	SPRING TRAINING
Most Home Runs, Home.....	28, Jeff Bagwell, 2000	
at Colt Stadium.....	12, Roman Mejias, 1962	
at Astrodome.....	23, Jeff Bagwell, 1994	
at Minute Maid Park.....	28, Jeff Bagwell, 2000	
Most Home Runs, Road.....	30, Jeff Bagwell, 1999	MEDIA INFORMATION
Most HR, Right-handed hitter.....	47, Jeff Bagwell, 2000	
Most HR, Left-handed hitter.....	37, Yordan Alvarez, 2022	
Most HR, Switch-hitter.....	45, Lance Berkman, 2006	
Most HR, By Position.....		
Catcher.....	19, Evan Gattis, 2016	MINUTE MAID PARK
First Base.....	47, Jeff Bagwell, 2000	
Second Base.....	31, Jose Altuve, 2021	
Shortstop.....	26, Carlos Correa, 2021	
Third Base.....	41, Alex Bregman, 2019	
Left Field.....	37, Moises Alou, 1998	HISTORY & RECORDS
Center Field.....	44, Richard Hidalgo, 2000	
Right Field.....	29, Kyle Tucker, 2023	
Pitcher.....	3, Dave Giusti, 1967	
Designated Hitter.....	34, Chris Carter, 2014	
Most Home Runs, Month.....	13, Jeff Bagwell, June 1994	MINUTE MAID PARK
Most Home Runs, vs. One Club.....	9, (4x), last, George Springer, 2019 vs. Los Angeles-AL	
Most Grand Slam Home Runs.....	3 (2x), last, Jose Altuve, 2021 (June 15 vs. TEX, July 1 at CLE, July 30 at SF)	
Most Extra-Base Hits.....	94, Lance Berkman, 2001 (55 doubles, 5 triples, 34 home runs)	
Most Total Bases.....	363, Jeff Bagwell, 2000	
Most Runs Batted In.....	136, Lance Berkman, 2006	MINUTE MAID PARK
Most Runs Batted In, by Position.....		
Catcher.....	68, John Bateman, 1966	
First Base.....	133, Jeff Bagwell, 1997	

Second Base.....	106, Jeff Kent, 2004
Shortstop.....	93, Carlos Correa, 2016
Third Base.....	112, Alex Bregman, 2019
Left Field.....	121, Moises Alou, 1998
Center Field.....	107, Jimmy Wynn, 1967
Right Field.....	112, Kyle Tucker, 2023
Pitcher.....	14, Shane Reynolds, 1999
Designated Hitter.....	79, Evan Gattis, 2015
Most Walks.....	149, Jeff Bagwell, 1999
Fewest Walks.....	17, Lee May, 1974 (min. 150 games)
Most Intentional Walks.....	27, Jeff Bagwell, 1997
Most Strikeouts.....	212, Chris Carter, 2013
Fewest Strikeouts.....	13, Nellie Fox, 1964 (min. 3.1 plate app. per games played by the team)
Most Sacrifice Hits.....	34, Craig Reynolds, 1979
Most Sacrifice Flies.....	13, Ray Knight, 1982; Jeff Bagwell, 1992; Carlos Lee, 2007
Most Hit by Pitch.....	34, Craig Biggio, 1997
Most Ground into Double Play.....	32, Miguel Tejada, 2008
Fewest Ground into Double Play.....	0, Craig Biggio, 1997 (619 at-bats)
Most Stolen Bases.....	65, Gerald Young, 1988
Most Times Stealing Home.....	2, Adam Everett, 2005, Cesar Cedeno, 1977
Most Caught Stealing.....	27, Gerald Young, 1988
Most Plate Appearances.....	749, Craig Biggio, 1999
Highest Stolen Base Percentage.....	1.000, Carlos Beltran, 2004 (28/28)
Most Times on Base.....	331, Jeff Bagwell, 1999
Most Steals of Third Base.....	14, Craig Biggio, 1997
Most Times Reached on Error.....	15, Craig Biggio, 2003
Most Multi-Hit Games.....	69, Jose Altuve, 2014
Most Three-Hit Games.....	24, Jose Altuve, 2014
Most Four-Hit Games.....	8, Jose Altuve, 2016
Most Times Picked Off.....	7, Billy Hatcher, 1987

INDIVIDUAL BATTING RECORDS - GAME

Most At Bats (9 innings).....	7 (3x), George Springer, Sept. 8, 2019 vs. Seattle George Springer, Oct. 2, 2015 at Arizona Julio Gotay, June 7, 1967 at St. Louis
Most At-Bats, (extra innings).....	10, Ron Davis, April 15, 1968 vs. New York Mets (24 innings)
Most Runs Scored.....	5 (7x), last, George Springer, May 12, 2019 vs. Texas
Most Hits (9 innings).....	6, George Springer, May 7, 2018 at Oakland
Most Hits (extra innings).....	6, Joe Morgan, July 8, 1965 at Milwaukee (12 innings)
Most Consecutive Hits (9 innings).....	6, George Springer, May 7, 2018 at Oakland
Most Consecutive Hits (extra innings).....	6, Joe Morgan, July 8, 1965 at Milwaukee (12 innings, ties NL record)
Most Consecutive Hits, one or more Games.....	10, Jose Altuve, May 25-27, 2018
Most Singles.....	5 (12x), last, George Springer, June 10 at Chicago (AL)
Most Doubles.....	4, Jeff Bagwell, June 14, 1996 at San Francisco (ties Major League record)
Most Triples.....	3, Craig Reynolds, May 16, 1981 vs. Chicago Cubs
Most Home Runs.....	3 (17x), last, Jose Altuve, Sept. 5, 2023 at Texas (Nathan Eovaldi, 2; Dane Dunning, 1)
Most Home Runs, Two Consecutive Games.....	5, Jose Altuve, Sept. 4, 2023 at Texas (3) and Sept. 5, 2023 at Texas (2)
Most Consecutive Games, Home Run.....	6, Morgan Ensberg, April 15-21, 2006 (7 HR)
Most Grand Slams.....	1, accomplished many times
Most Extra-Base Hits.....	4 (5x), last, Alex Bregman, Aug. 18, 2022 @ CWS (two doubles, two home runs)
Most Total Bases.....	13 (5x), last, Yordan Alvarez, Sept. 16, 2022 vs. Oakland (three home runs, one single)
Most Runs Batted In.....	8 (2x), Yuli Gurriel, Aug. 7, 2019 vs. Colorado and J.R. Towles, Sept. 20, 2007 at St. Louis
Most Consecutive Games, RBI.....	10, Lance Berkman, June 27-July 6, 2002 (19 RBI)
Most Walks (9 innings).....	4 (23x), last, Alex Bregman, June 3, 2023 vs. Los Angeles-AL
Most Walks (extra innings).....	6, Jeff Bagwell, Aug. 20, 1999 at Florida (16 inn.)
Most Consecutive Walks (9 innings).....	4 (9x), last, Yordan Alvarez, Aug. 20, 2019 vs. Detroit
Most Consecutive Walks (extra innings).....	5 (twice), Joe Morgan, June 2, 1966 at Cincinnati (12 inn., none intentional); Joe Ferguson, June 24, 1978 at San Diego (10 inn., three intentional)
Most Consecutive Games, Walk.....	11 (3x), last, Alex Bregman, April 20-30, 2019 (13 walks)
Most Intentional Walks.....	3 (9x), last, Lance Berkman, Sept. 27, 2006 at Pittsburgh
Most Consec. Walks, one or more Games.....	6, Bill Spiers, June 3-5, 1997 (four intentional)
Most Strikeouts.....	5 (5x), last, Gerrit Cole, May 4, 2018 at ARI
Most Consecutive Games, no Strikeouts.....	40, Nellie Fox, August 12, 1964-June 9, 1965
Most Sacrifice Hits (9 innings).....	3 (5x), last, Andy Pettitte, July 15, 2006 at Florida
Most Sacrifice Hits (extra innings).....	3, Johnny Temple, May 24, 1963 at Chicago Cubs (12 inn.)
Most Sacrifice Flies.....	2 (several times), last, Yuli Gurriel, June 21, 2021 at Baltimore
Most Hit by Pitch.....	3 (twice), Glenn Davis, April 9, 1990 vs. Cincinnati; Richard Hidalgo, April 19, 2000 at Los Angeles Dodgers
Most Ground into Double Play.....	3, Miguel Tejada, Sept. 10, 2009 vs. Atlanta
Most Stolen Bases (9 innings).....	4 (5x), last, Craig Biggio, Sept. 16, 1995 at Montreal
Most Stolen Bases (extra innings).....	4 (2x), Roger Cedeno, April 22, 2000 vs. San Diego (10 inn.) Brian Hunter, Sept. 28, 1995 at Chicago Cubs (11 innings)

INDIVIDUAL BATTING RECORDS - INNING

Most At-Bats	2, accomplished many times
Most Runs Scored	2 (several times), last, Alex Bregman, Kyle Tucker, Yordan Alvarez all on June 17, 2022 vs. Chicago-AL (6th inn.)
Most Hits	2 (several times), last, Kyle Tucker on Sept. 10, 2023 vs. San Diego (6th inn.)
Most Singles	2 (several times), last, Yuli Gurriel, Sept. 16, 2021 at Texas (4th inn.)
Most Doubles	2 (2x), Yordan Alvarez, Sept. 8, 2019 vs. Seattle (3rd inn.) and Cesar Cedeno, April 8, 1973 (Gm 1) at Atlanta (6th inn.)
Most Triples	2, Kyle Tucker, Sept. 10, 2023 vs. San Diego (6th inn.)
Most Home Runs	2 (twice), Jeff Bagwell, June 24, 1994 vs. Los Angeles-NL (6th inn., R. Martinez, Seanee) Lee May, April 29, 1974 vs. Chicago Cubs (6th inn., Hooton, Krummel)
Most Extra-Base Hits	2 (several times), last, Kyle Tucker, Sept. 10, 2023 vs. San Diego (6th inn., triple and triple)
Most Total Bases	8 (twice), Jeff Bagwell, June 24, 1994 vs. Los Angeles (6th inn., two home runs) Lee May, April 29, 1974 vs. Chicago Cubs (6th inn., two home runs)
Most Runs Batted In	4, accomplished many times
Most Walks	2 (several times), last, Alex Bregman, June 17, 2022 vs. CWS (6th inn.)
Most Intentional Walks	1 (several times)
Most Strikeouts	2 (4x), last, Jeremy Peña, May 11, 2022 at Minnesota (6th inn.)
Most Sacrifice Hits	1 (several times)
Most Sacrifice Flies	1 (several times)
Most Hit by Pitch	1 (several times)
Most Stolen Bases	2 (several times), last, Kyle Tucker on Sept. 10, 2023 vs. San Diego (6th inn.)

INDIVIDUAL PITCHING RECORDS - CAREER

Most Seasons	13, Larry Dierker, 1964-76
Most Games	563, Dave Smith, 1980-90
Most Starts	320, Larry Dierker, 1964-76
Most Complete Games	106, Larry Dierker, 1964-76
Lowest Earned Run Average	3.13, Nolan Ryan, 1980-88 (min. 1500 innings)
Most Wins	144, Joe Niekro, 1975-85
Most Losses	117, Larry Dierker, 1964-76
Most Saves	225, Billy Wagner, 1996-2003
Highest Winning Percentage636 (143-82), Roy Oswalt, 2001-10 (min. 140 decisions)
Most Shutouts	25, Larry Dierker, 1964-76
Most Innings Pitched	2294.1, Larry Dierker, 1964-76
Most Hits Allowed	2090, Larry Dierker, 1964-76
Most Runs Allowed	934, Joe Niekro, 1975-85
Most Earned Runs Allowed	837, Larry Dierker, 1964-76
Most Home Runs Allowed	177, Larry Dierker, 1964-76
Most Grand Slams Allowed	4, Joe Niekro, 1975-85
Most Walks Allowed	818, Joe Niekro, 1975-85
Most Intentional Walks Allowed	58, Ken Forsch, 1970-80
Most Strikeouts	1866, Nolan Ryan, 1980-88
Most Hit Batters	72, Darryl Kile, 1991-97
Most Wild Pitches	128, Joe Niekro, 1975-85
Most Balks	27, Jim Deshaies, 1985-91

INDIVIDUAL PITCHING RECORDS - SEASON

Most Games	83, Octavio Dotel, 2002
Most Consecutive Games (reliever)	9, Tom Dukes, July 3-12, 1968
Most Starts	40, Jerry Reuss, 1973
Most Complete Games	20, Larry Dierker, 1969
Consecutive Complete Games	9, J.R. Richard, July 29-Sept. 6, 1979
Lowest Earned Run Average	1.69, Nolan Ryan, 1981 (min. one IP per games played by team)
Highest Winning Pct.867, Brad Peacock, 2017 (13-2), min. .09 decisions/team game
Most Wins	22, Mike Hampton, 1999
Most Consecutive Wins	16, Gerrit Cole, May 27-Sept. 29, 2019
Most Wins over One Team	5 (7x), Justin Verlander, 2022 vs. SEA (5-1), Justin Verlander, 2019 vs. Texas (5-0) Wade Miller, 2001 vs. Milwaukee (5-0) Shane Reynolds, 2001 vs. Chicago Cubs (5-0) Mike Scott, 1989 vs. Los Angeles Dodgers (5-2) Jim Golden, 1962 vs. New York Mets (5-0) Joe Niekro, 1979 vs. San Diego (5-0)
Most Wins over Different Teams	18, Mike Hampton, 1999 (MLB record)
Most Losses	20, Turk Farrell, 1962

Most Consecutive Losses.....	13, Jose Lima, April 10-July 4, 2000
Most Losses to Same Team.....	6, Dave Giusti, 1968 vs. Atlanta (0-6)
Most Saves.....	.44 (2x), Jose Valverde, 2008 Billy Wagner, 2003
Most Shutouts.....	6, Dave A. Roberts, 1973
Most Consecutive Shutouts.....	3, J.R. Richard, 1980 (May 31 at SF, June 6 vs. SF, June 11 vs. Chicago Cubs)
Most 1-0 Shutout Wins.....	3 (3x), Bob Bruce, 1964; J.R. Richard, 1976; and Bob Knepper, 1981
Most Shutouts over Same Team.....	2 (21x), last, Jim Deshaies, 1989 vs. Cincinnati
Most Shutout Losses.....	8, Bob Bruce, 1965
Most Innings Pitched (Starter).....	301.1, Larry Dierker, 1969
Most Innings Pitched (Reliever).....	122.0, Danny Darwin, 1989
Consecutive Innings, No Relief.....	86, J.R. Richard, July 29-Sept. 11, 1979
Most Batters Faced.....	1218, J.R. Richard, 1976
Most Hits Allowed.....	271, Jerry Reuss, 1973
Most Consecutive Hitless Innings.....	16, Mike Scott, Sept. 20-Oct. 2, 1986
Most Consecutive Scoreless Innings.....	32.1, Roy Oswalt, Aug. 27th (2nd inning)-Sept. 11, 2008
Most Runs Allowed.....	152, Jose Lima, 2000
Most Earned Runs Allowed.....	145, Jose Lima, 2000
Most Home Runs Allowed.....	48, Jose Lima, 2000 (NL record)
Most Grand Slams Allowed.....	3, Brandon Backe, 2008 and Julio Solano, 1987
Most Walks Allowed.....	151, J.R. Richard, 1976
Most Consecutive Innings, No Walks.....	38.0, Robin Roberts, Aug. 31-Oct. 1, 1965
Most Intentional Walks Allowed.....	17, Todd Jones, 1995
Most Sacrifice Flies Allowed.....	13 (2x), Jim Deshaies, 1988 and Mark Lemongello 1978
Most Sacrifice Hits Allowed.....	22, Bob Knepper, 1986
Most Strikeouts, Right-handed Starter.....	326, Gerrit Cole, 2019
Most Strikeouts, Left-handed Starter.....	216, Dallas Keuchel, 2015
Most 10-Plus Strikeout Games.....	21, Gerrit Cole, 2019
Most Hit Batters.....	16 (3x), Jack Billingham (1971), Darryl Kile (1996) and Charlie Morton (2018)
Most Wild Pitches.....	21, Joe Niekro, 1985
Most Balks.....	7 (2x), Jim Deshaies, 1986 and Nolan Ryan, 1988
Most Stolen Bases Against.....	53, Mike Scott, 1990
Most Quality Starts.....	32, Mike Scott, 1986
Most Pickoffs.....	9, Greg Swindell, 1994 and 1995, and Jim Deshaies, 1991
Best Strikeout-to-Walk Ratio.....	7.84, Justin Verlander, 2018
Most Opponent Ground Into Double Play.....	38, Mike Hampton, 1999

INDIVIDUAL PITCHING RECORDS - GAME

Most Hits Allowed in Shutout (9 innings).....	10 (2x), Joaquin Andujar, June 26, 1976 vs. Cincinnati Ken Forsch, Sept. 29, 1971 at Los Angeles Dodgers
Most Hits Allowed in Shutout (extra innings).....	8, J.R. Richard, July 6, 1976 vs. New York Mets (10 inn.)
Fewest Hits Allowed in Shutout (9 innings).....	0 (9x), last, Framber Valdez, Aug. 1, 2023 vs. Cleveland
Fewest Hits Allowed in Shutout (extra innings).....	4, Don Wilson, Aug. 3, 1973 (Game 1) at Cincinnati (10 inn.)
Most Strikeouts in Shutout.....	16 (2x), last, Gerrit Cole, May 4, 2018 at Arizona
Most Walks Allowed in Shutout (9 innings).....	7 (3x), last, Bob Knepper, April 26, 1983 at Montreal
Most Walks Allowed in Shutout (extra innings).....	10, J.R. Richard, July 6, 1976 vs. New York Mets (10 inn.) (ties MLB record)
Fewest Walks Allowed in Shutout (9 innings).....	0 (several times), last, Framber Valdez, May 21, 2023 vs. Oakland
Fewest Walks Allowed in Shutout (extra innings).....	1, Bo McLaughlin, July 25, 1976 vs. San Francisco (10 inn.)
Most Innings Pitched.....	13 (2x), Don Wilson, Sept. 7, 1972 at San Francisco (Complete-game victory) Ken Forsch, Sept. 24, 1971 at San Diego (Game 1, no-decision, 21 inn.)
Most Hits Allowed.....	18, Bob Forsch, Aug. 3, 1989 at Cincinnati
Most Consecutive Hits Allowed.....	9, Bob Forsch, August 3, 1989 at Cincinnati (1st inning)
Most Runs Allowed.....	12 (2x), Wade Miller, Aug. 23, 2000 vs. Chicago Cubs (8ER/4.2IP); Jose Lima, April 27, 2000 vs. Chicago Cubs (12ER/5IP)
Most Earned Runs Allowed.....	12, Jose Lima, April 27, 2000 vs. Chicago Cubs (12ER/5IP)
Most Home Runs Allowed.....	5, Jose Lima, April 27, 2000 vs. Chicago Cubs
Most Grand Slams Allowed.....	2, Brandon Backe, Aug. 16, 2008 vs. Arizona (Miguel Montero, Chris Young)
Most Walks Allowed.....	11, J.R. Richard, May 4, 1975 at San Francisco (Game 2)
Most Strikeouts.....	18, Don Wilson, July 14, 1968 at Cincinnati (Game 2)
Most Consecutive Strikeouts.....	8 (3x), Justin Verlander, 10/04/22 vs. PHI, Don Wilson, 7/14/68 at CIN; Jim Deshaies, 9/23/86 at Los Angeles
Most Hit Batters.....	4 (2x), last, Charlie Morton, June 9, 2018 at Texas (Ties modern MLB record)
Most Wild Pitches.....	6, J.R. Richard, April 10, 1979 vs. Los Angeles (Ties MLB record)

INDIVIDUAL PITCHING RECORDS - INNING

Most Home Runs Allowed.....	4 (2x), Collin McHugh, Aug. 19, 2016 at BAL (1st inn.), Jose Lima, April 27, 2000 vs. Chicago (NL) (1st inn., ties MLB record)
Most Consecutive HR allowed.....	3 (several times), last, Henry Sosa, Sept. 11, 2011 at Washington (3rd inn.)
Most Strikeouts.....	4 (several times), last, McCullers Jr., May 22, 2021 at Texas (1st inn. Lowe, Garcia, Gallo, Davis) (ties MLB record)
Fewest Pitches for Three Strikeouts.....	9 (9x), last, Phil Maton, Astros, June 15, 2022 at TEX (ties MLB record)
Luis Garcia, Astros, June 15, 2022 at TEX	
Will Harris, Astros, Sept. 27, 2019 at LAA	

Brandon Backe, Astros, April 15, 2004 vs. MIL	
Shane Reynolds, Astros, July 15, 1999 vs. DET	
Randy Johnson, Astros, Sept. 2, 1998 at ATL	
Mike Magnante, Astros, Aug. 22, 1997 vs. COL	
Pete Harnisch, Astros, Sept. 6, 1991 vs. PHI	
Bob Bruce, Colt. 45s, April 19, 1964 vs. STL	
Most Hit Batters.....	3, C.J. Nitkowski, Aug. 3, 1998 at Florida (8th inn., ties MLB record)
Most Wild Pitches.....	3 (4x), last, Joe Niekro, Aug. 2, 1985 vs. San Diego (6th inn.)

INDIVIDUAL RELIEF PITCHING RECORDS - CAREER

Most Games.....	562, Dave Smith, 1980-90
Most Wins.....	53, Dave Smith, 1980-90
Most Losses.....	47, Dave Smith, 1980-90
Most Innings Pitched.....	760, Dave Smith, 1980-90
Most Runs Allowed.....	251, Dave Smith, 1980-90
Most Earned Runs Allowed.....	211, Dave Smith, 1980-90
Most Hits Allowed.....	642, Dave Smith, 1980-90
Most Walks.....	258, Dave Smith, 1980-90
Most Strikeouts.....	694, Billy Wagner, 1995-2003
Most Saves.....	225, Billy Wagner, 1995-2003
Most Save Chances.....	263, Billy Wagner, 1995-2003
Highest Save Pct.	85.6, Billy Wagner, 1995-2003
Most Games Finished.....	400, Dave Smith, 1980-90
Most Blown Saves.....	46, Dave Smith, 1980-90
Most Inherited Runners.....	302, Dave Smith, 1980-90
Most Inherited Runners Scored.....	95, Dave Smith, 1980-90
Lowest Inherited Runners Scored Pct (min 100 IR).....	20.8, Trevor Miller, 1998-2007

INDIVIDUAL RELIEF PITCHING RECORDS - SEASON

Most Games.....	83, Octavio Dotel, 2002
Most Consecutive Games (reliever).....	9, Tom Dukes, July 3-12, 1968
Most Wins.....	11 (5x), last, Doug Jones, 1992
Most Losses.....	10 (2x), last, Fernando Rodriguez, 2012
Most Innings Pitched.....	122.0, Danny Darwin, 1989
Most Runs Allowed.....	50, Jim Ray, 1972
Most Earned Runs Allowed.....	44 (3x), last, Brad Lidge, 2006
Most Hits Allowed.....	103, Joe Boever, 1992
Most Walks.....	52, Todd Jones, 1995
Most Strikeouts.....	157, Brad Lidge, 2004
Most Saves.....	44 (2x), last, Jose Valverde, 2008
Most Save Chances.....	51, Jose Valverde, 2008
Highest Save Pct.	95.1, Billy Wagner, 2001
Most Games Finished.....	71, Jose Valverde, 2008
Most Blown Saves.....	9 (6x), last, Billy Wagner, 2000
Most Inherited Runners.....	70, Ken Forsch, 1974
Most Inherited Runners Scored.....	22 (2x), last, Ricky Stone, 2003
Lowest Inherited Runners Scored Pct.....	3.0, Wilton Lopez, 2010 (1IRS/33IR)
Most Inherited Runners, None Scoring.....	17, Seth Martinez, 2023

TEAM OFFENSIVE RECORDS - SEASON

Most Total Players Used.....	50 (2x), last, 2013
Fewest Total Players Used.....	32, 1972
Highest Batting Average.....	.282, 2017
Lowest Batting Average.....	.220, 1963
Most .300 Hitters.....	4, 1998 (Craig Biggio .325, Derek Bell .314, Moises Alou .312, Jeff Bagwell .304)
Highest Slugging Percentage.....	.495, 2019
Lowest Slugging Percentage.....	.301, 1963
Most At-Bats.....	5641, 1998
Fewest At-Bats.....	3693, 1981
Most Runs Scored.....	938, 2000
Fewest Runs Scored.....	394, 1981
Most Runs Scored, Month.....	201, September/October 2000
Most Consecutive Games Scoring, Season.....	101, June 13-Oct. 7, 2001
Most Consecutive Games Scoring, One or More Seasons.....	122, June 13, 2001-April 25, 2002
Most Consecutive Games, Shut Out.....	4 (2x), last, Sept. 9-11, 1966 (Lost 0-7, 0-1, 0-4, 0-1 at Los Angeles)
Most Consecutive Innings, Shut Out.....	43, September 7-13, 1966 (over six games)
Most Hits.....	1581, 2017
Fewest Hits.....	948, 1981
Most Singles.....	1097, 1984
Fewest Singles.....	702, 1994
Most Doubles.....	346, 2017
Fewest Doubles.....	160, 1981

ASTROS
FRONT OFFICEASTROS
COACHING STAFFHOUSTON
ASTROSSCOUTING & PLAYER
DEVELOPMENT2023 SEASON
IN REVIEW2024
OPPONENTSHISTORY &
RECORDSSPRING
TRAININGMEDIA
INFORMATIONMINUTE MAID
PARK

Most Triples.....	67 (2x), last, 1984
Fewest Triples.....	13, 2022
Most Home Runs.....	288, 2019
Most Home Runs, Home.....	150, 2019
at Colt Stadium.....	44, 1962
at Astrodome.....	82, 1998
at Minute Maid Park.....	150, 2019
Most Home Runs, Road.....	138, 2019
Most Home Runs vs. One Club.....	43, 2019 vs. Los Angeles (AL)
Most Home Runs vs. One Club, home.....	26, 2019 vs. Oakland
at Colt Stadium.....	9 (2x), 1962 vs. Milwaukee/Atlanta and Los Angeles
at Astrodome.....	11, 1966 vs. Chicago Cubs
at Minute Maid Park.....	26, 2019 vs. Oakland
Most Home Runs vs. One Club, Road.....	23, 2019 at Los Angeles
Fewest Home Runs.....	45, 1981
Fewest Home Runs, Home.....	15, 1979
at Colt Stadium.....	25, 1963
at Astrodome.....	15, 1979
at Minute Maid Park.....	46, 2011
Fewest Home Runs, Road.....	29, 1981
Fewest Home Runs vs. One Club (min. 2 series).....	0, 2010 vs. Atlanta Braves
Fewest Home Runs vs. One Club, home.....	0 (several times)
at Colt Stadium.....	0 (several times), 1964, last, vs. Los Angeles, New York Mets, Philadelphia, Chicago Cubs, St. Louis, Cincinnati, Pittsburgh
at Astrodome.....	0 (several times), last, 1998 vs. Los Angeles, Atlanta and Colorado
at Minute Maid Park.....	0 (several times), last, 2014 vs. Cleveland and Washington
Fewest Home Runs vs. One Club, road (min. 2 series).....	0 (several times), last, 2014 at Arizona, Washington, New York Mets and Seattle
All-Time Home Runs.....	8191, 1962-2023
All-Time Home Runs, Home.....	3797, 1962-2023
at Colt Stadium.....	98, 1962-64
at Astrodome.....	1447, 1965-99
at Minute Maid Park.....	2251, 2000-23
All-Time Home Runs, Road.....	4394, 1962-2023
Most Grand Slam Home Runs.....	11, 2019
Most Extra Base Hits.....	639, 2019 (323 doubles, 28 triples, 288 home runs)
Fewest Extra Base Hits.....	240, 1981 (160 doubles, 35 triples, 45 home runs)
Most Total Bases.....	2781, 2019
Fewest Total Bases.....	1313, 1981
Most Runs Batted In.....	900, 2000
Fewest Runs Batted In.....	369, 1981
Most Walks.....	728, 1999
Fewest Walks.....	340, 1981
Most Walks, Two Consecutive Games.....	25, April 28-29, 2000 at Milwaukee (11 and 14) (ties NL record)
Most Intentional Walks.....	88, 1967
Fewest Intentional Walks.....	17 (3x), last, 2023
Most Strikeouts.....	1535, 2013
Fewest Strikeouts.....	488, 1981
Most Sacrifice Hits.....	109, 1979
Fewest Sacrifice Hits.....	9 (2x), last, 2022
Most Sacrifice Flies.....	61 (2x), last, 2017
Fewest Sacrifice Flies.....	27, 1963
Most Hit by Pitch.....	100, 1997 (modern NL record)
Fewest Hit by Pitch.....	8, 1981
Most Ground into Double Play.....	156, 2018
Fewest Ground into Double Play.....	69, 1981
Most Left on Base (since 1974).....	1252, 1999
Fewest Left on Base (since 1974).....	795, 1981
Most Stolen Bases.....	198, 1988
Fewest Stolen Bases.....	39, 1963
Highest Stolen Base Percentage.....	79.0, 2022 (83 steals in 105 attempts)
Lowest Stolen Base Percentage.....	45.5, 1964 (40 steals in 88 attempts)
Most Caught Stealing.....	95 (2x), last, 1983
Fewest Caught Stealing.....	16, 2021

TEAM OFFENSIVE RECORDS - GAME

Most Total Players Used Both Teams.....	53, Sept. 2, 1986 at Chicago Cubs (CHC 27, HOU 26) (NL Record)
Most Total Players Used.....	26 (2x), last, Sept. 20, 1989 at Atlanta
Most At-Bats (9 innings).....	52, Aug. 27, 2023 at Detroit (HOU 17, DET 4)
Most Runs Scored.....	23, Aug. 10, 2019 at Baltimore (HOU 23, BAL 2)
Most Runs Scored, Both Teams.....	29 (2x), June 3, 1987 at Chicago Cubs (CHC 22, HOU 7); July 29, 2007 vs. San Diego (SD 18, HOU 11)
Most Hits (9 innings).....	25 (4x), last, Aug. 27, 2023 at Detroit (HOU 17, DET 4)
Most Hits (extra innings).....	25, July 2, 1976 at Cincinnati (Gm 1) (14 inn.)
Most Singles.....	23, May 30, 1976 at Atlanta (Gm 2)
Most Doubles.....	11, Sept. 8, 2019 vs. Seattle

TEAM OFFENSIVE RECORDS - GAME

Most Triples.....	3 (13x), last, Aug. 23, 2013 vs. Toronto
Most Home Runs, Home (9 innings).....	7, Sept. 9, 2019 vs. Oakland
Most Home Runs, Road (9 innings).....	7 (2x), May 28, 2023 at Oakland (HOU 10, OAK 1)
Most Home Runs, Home (extra innings).....	5, June 21, 2001 vs. Cincinnati (11 inn.)
Most Home Runs, Road (extra innings).....	5 (2x), last, May 2, 2001 at New York Mets (10 inn.)
Most Home Runs, Both Teams-Home (9 innings).....	10, Sept. 10, 2019 vs. Oakland (OAK 4HR, HOU 6HR)
Most Home Runs, Both Teams-Road (9 innings).....	10 (2x), last, Aug. 15, 2019 at Oakland (HOU 5HR, OAK 5HR)
Most Home Runs, Both Teams-Home (extra innings).....	9, June 21, 2001 vs. Cincinnati (CIN 4HR, HOU 5HR) (11 inn.)
Most Home Runs, Both Teams-Road (extra innings).....	8, Aug. 29, 2005 at Atlanta (HOU 5HR, ATL 3HR)
Most Grand Slams.....	2 (3x), April 12, 2019 at Seattle (Jose Altuve, Yuli Gurriel) June 8, 2014 at Minnesota (Chris Carter, Jon Singleton) July 30, 1969 at New York Mets (Gm 1) (Denis Menke, Jimmy Wynn) (ties NL record)
Most Grand Slams, Both Clubs.....	3, June 3, 1987 at Chicago Cubs (CHC 2GS, HOU 1GS) (ties MLB record)
Most Extra Base Hits.....	13 (2x), last, Sept. 8, 2019 vs. Seattle (11 doubles, two home runs)
Most Total Bases.....	50, Aug. 10, 2019 at Baltimore (12 singles, seven doubles, six home runs)
Most Runs Batted In.....	21, (2x, Aug. 18, 2022 at CWS and Aug. 10, 2019 at Baltimore)
Most Walks (9 innings).....	14, April 29, 2000 at Milwaukee
Most Walks (extra innings).....	17, Aug. 20, 1999 at Florida (16 inn.)
Most Walks, Both Teams (9 innings).....	26, May 4, 1975 (Game 2) at San Francisco (13 each) (NL record)
Most Walks, Both Teams (extra innings).....	25, Aug. 20, 1999 at Florida (16 inn.) (HOU 17BB, FLA 8BB)
Most Intentional Walks.....	7, July 15, 1984 vs. Philadelphia (16 inn.) (ties MLB record)
Most Strikeouts.....	21, Aug. 20, 1999 at Florida
Most Strikeouts, Both Clubs.....	40, Aug. 1, 2016 vs. Toronto (Astros 18, Toronto 22) (14 innings)
Most Sacrifice Hits.....	4 (several times), last, July 7, 2007 vs. New York Mets
Most Sacrifice Flies.....	4 (4x), last, June 13, 2021 at Minnesota
Most Hit by Pitch.....	5, April 19, 2000 at Los Angeles Dodgers (ties MLB record)
Most Hit by Pitch, Both Teams.....	6 (2x), last, June 9, 2018 at Texas (TEX 0HBP, HOU 6HBP)
Most Ground into Double Play.....	6, Aug. 21, 2018 at Seattle
Most Left on Base (9 innings).....	16 (4x), last, May 4, 2017 vs. Texas
Most Left on Base (extra innings).....	25, July 11, 1970 vs. San Francisco (14 inn.)
Most Stolen Bases.....	8, May 23, 1990 vs. Pittsburgh
Most Caught Stealing (9 innings).....	4, October 2, 1991 at San Francisco
Most Caught Stealing (extra innings).....	4, Aug. 11, 2011 at Arizona

TEAM OFFENSIVE RECORDS - INNING

Most At-Bats.....	13, May 31, 1975 at Philadelphia (8th inn.)
Most Runs.....	12, May 31, 1975 at Philadelphia (8th inn.)
Most Hits.....	10, May 31, 1975 at Philadelphia (8th inn.)
Most Consecutive Hits.....	8 (3x), last, July 10, 2003 vs. Cincinnati (7 singles, 1 double)
Most Singles.....	8, June 2, 1966 at Cincinnati (12th inn.)
Most Consecutive Singles.....	8, June 2, 1966 at Cincinnati (12th inn.)
Most Home Runs.....	5, May 17, 2022 at Boston (2nd inn. Alvarez, Tucker, Peña, Brantley, Gurriel)
Most Consecutive Home Runs.....	3 (7x), July 24, 1984 at San Francisco (5th inn., Cabell, Garner, Cruz) June 14, 2000 at Colorado (8th inn., Alou, Hidalgo, Eusebio) July 19, 2003 at Cincinnati (1st inn., Berkman, Hidalgo, Ensberg) Aug. 31, 2004 at Cincinnati (5th inn., Berkman, Bagwell, Beltran) May 2, 2008 vs. Milwaukee (6th inn., Tejada, Berkman, Lee) June 20, 2018 vs. Tampa Bay (6th inn., Springer, Bregman, Altuve) July 19, 2019 vs. Texas (3rd inn., Altuve, Bregman, Alvarez)
Most Grand Slams.....	2, July 30, 1969 at New York Mets (9th inn., Menke, Wynn) (ties MLB record)
Most Runs Batted In.....	12, May 31, 1975 at Philadelphia (8th inn.)
Most Sacrifice Hits.....	3 (3x), June 26, 2005 vs. Texas (7th inn.) April 29, 1975 at San Diego (7th inn.) and July 6, 1975 at Atlanta; (9th inn.) (ties MLB record)
Most Hit by Pitch.....	3 (2x), Sept. 13, 1997 vs. Los Angeles (1st inn.) and August 13, 2008 vs. San Francisco (6th inn.) (ties modern MLB record)
Most Caught Stealing.....	2 (several times), last, Aug. 23, 2019 vs. Los Angeles (AL) (6th inn.)

TEAM PITCHING RECORDS - SEASON

Most Pitchers Used.....	31, 2021
Fewest Pitchers Used.....	12, 1981
Most Complete Games.....	55, 1979
Fewest Complete Games.....	1 (2x), 2017 and 2003
Most Consecutive Complete Games.....	6 (2x), last, Aug. 27-Sept. 1, 1976 (McLaughlin, Dierker, Sambito, Larson, Richard, McLaughlin)
Lowest Earned Run Average.....	2.66, 1981
Highest Earned Run Average.....	5.41, 2000
Most Saves, Season.....	53, 2022
Fewest Saves, Season.....	18, 1974
Most Shutouts, Season.....	19 (3x), last, 1986
Most Consecutive Shutouts.....	3 (3x), last, Sept. 30-Oct. 2, 2012
Most Hits Allowed.....	1596, 2000
Fewest Hits Allowed.....	842, 1981
Fewest Hits Allowed, Two Consecutive Games.....	2 (3x), last, Sept. 24-25, 1986 vs. San Francisco (2 hits, 0 hits)

TEAM PITCHING RECORDS - SEASON

Most Runs Allowed	944, 2000
Fewest Runs Allowed	331, 1981
Most Consecutive Innings, No Runs Allowed	32 (twice), Aug. 15-17 (Gm 2), 1980 (over three games); July 6-12, 1997 (over four gms.)
Most Earned Runs	864, 2000
Fewest Earned Runs Allowed	293, 1981
Most Home Runs Allowed	234, 2000
Most Home Runs Allowed, Home	132, 2019
Colt Stadium	44, 1964
Astrodome	71, 1998
Minute Maid Park	132, 2019
Most Home Runs Allowed, Road	108, 2016
Most HR Allowed vs. One Club	33, 2007 vs. Milwaukee
Most HR Allowed vs. One Club, Home	18 (2x), 2001 vs. Chicago Cubs and Cincinnati
Colt Stadium	12, 1963 vs. Milwaukee/Atlanta
Astrodome	13 (2x), 1966 vs. Pittsburgh and 1972 vs. Cincinnati
Minute Maid Park	18 (2x), 2001 vs. Chicago Cubs and Cincinnati
Most HR Allowed vs. One Club-Road	21, 1987 vs. San Francisco
Home Runs Allowed All-Time	8295, 1962-2023
Home Runs Allowed All-Time, Home	3657, 1962-2022
Colt Stadium	119, 1962-64
Astrodome	1481, 1965-99
Minute Maid Park	2152, 2000-23
Home Runs Allowed All-Time, Road	4536, 1962-2022
Fewest Home Runs Allowed	40, 1981
Fewest Home Runs Allowed, Home	9, 1981
Colt Stadium	34, 1963
Astrodome	9, 1981
Minute Maid Park	66, 2010
Fewest Home Runs Allowed, Road	31, 1981
Fewest Home Runs Allowed vs. One Club, Home (min. two series)	0, (several times), last, 1992 vs. Cincinnati, Atlanta and San Diego
Fewest Home Runs Allowed vs. One Club, Road (min. two series)	0 (several times), last, 1992 vs. Los Angeles Dodgers
Most Consecutive Games, No HR Allowed	17, May 11-29, 1981
Most Consecutive Innings, No HR Allowed	176, May 10-30, 1981
Most Grand Slams Allowed	10, 2001
Most Walks Allowed	679, 1975
Fewest Walks Allowed	300, 1981
Most Intentional Walks Allowed	94, 1989
Fewest Intentional Walks Allowed	0, 2019
Most Sacrifice Hits Allowed	99, 1964
Most Sacrifice Flies Allowed	64, 2000
Most Strikeouts	1687, 2018
Fewest Strikeouts	610, 1981
Most Hit Batters	75, 2023
Fewest Hit Batters	11, 1981
Most Wild Pitches	98, 2016
Fewest Wild Pitches	22, 2008
Most Balks	34, 1988
Fewest Balks, Season	0, 1999 (Ties ML Record)

TEAM PITCHING RECORDS - GAME

Most Pitchers Used (9 innings)	9, Sept. 25, 2006 at Philadelphia
Most Pitchers Used (extra innings)	10, Sept. 28, 1995 at Chicago Cubs (11 inn.)
Most Pitchers Used in Game, Both Teams (9 innings)	16 (2x), Sept. 25, 2006 at Philadelphia (HOU 9, PHI 7) Sept. 28, 2002 at San Francisco (HOU 8, SF 8)
Most Pitchers Used in Game, Both Teams (extra innings)	18 (4x), last, Sept. 26, 2019 at Los Angeles (AL) (HOU 8, LAA 10)
Most Hits Allowed	26, Aug. 3, 1989 at Cincinnati
Fewest Hits Allowed	0 (15x), last, Aug. 1, 2023 vs. Cleveland (Valdez)
Most Runs Allowed	22, June 3, 1987 at Chicago Cubs
Most Earned Runs Allowed	22, June 3, 1987 at Chicago Cubs
Most Home Runs Allowed	8, May 21, 2005 at Texas
Most Grand Slams	2 (5x), May 7, 2019 vs. Kansas City (3rd inn. -Ryan O'Hearn off Collin McHugh, 7th inn.-Whit Merrifield off Framber Valdez) Aug. 16, 2008 vs. Arizona (1st inn. -Miguel Montero off Brandon Backe, 6th inn.-Chris Young off Brandon Backe) July 4, 2004 vs. Texas (6th inn.-Hank Blalock off Tim Lincecum, 9th inn.-Mark Teixeira off Chad Harville) June 3, 1987 at Chicago Cubs (1st inn.-Brian Dayett off Bob Knepper, 6th inn.-Keith Moreland off Julio Solano) May 2, 1987 at Atlanta (6th inn.-Graig Nettles off Aurelio Lopez, 7th inning-Dion James off Julio Solano)
Most Walks (9 innings)	14, July 11, 2021 vs. New York - AL (Framber Valdez 6, Bryan Abreu 1, Blake Taylor 4, Ralph Garza Jr. 3)
Most Walks (extra innings)	13 (2x), last, Sept. 9, 2017 at Oakland (Game 1)
Most Sacrifice Flies Allowed	4 (2x), last, May 5, 1982 at Cincinnati
Most Strikeouts	24, June 12, 2019 vs. Milwaukee (14 inn.)
Most Hits Allowed in Shutout (9 innings)	11 (3x), last, July 12, 2009 vs. Washington (Moehler 7, Arias 3, Valverde 1)
Most Hits Allowed in Shutout (extra innings)	11 (2x), last, June 16, 1972 vs. Philadelphia (11 inn.) (Wilson 5, Griffen 6)

TEAM PITCHING RECORDS - GAME

Fewest Hits Allowed in Shutout (9 innings).....	0 (12x), last, Aug. 1, 2023 vs. Cleveland (Valdez)
Fewest Hits Allowed in Shutout (extra innings).....	1, July 22, 1986 vs. Montreal (Nolan Ryan 1, Dave Smith 0) (10 inn.)
Most Walks Allowed in Shutout (9 innings).....	8, April 26, 1980 vs. New York Mets (Joe Niekro 6, Frank LaCorte 2)
Most Walks Allowed in Shutout (extra innings).....	10, July 6, 1976 vs. New York Mets (J.R. Richard 10) (10 inn) (Ties NL Record)
Fewest Walks Allowed in Shutout (9 innings).....	0 (several times), last, May 21, 2023 vs. Oakland
Fewest Walks Allowed in Shutout (extra innings).....	1 (5x), last, April 7, 2018 vs. San Diego (10 inn.) (1 IBB - Harris)
Most Hit Batters.....	6, June 9, 2018 at Texas
Most Wild Pitches.....	6, April 10, 1979 vs. Los Angeles Dodgers

TEAM PITCHING RECORDS - INNING

Most Hits Allowed.....	16, Aug. 3, 1989 at Cincinnati (1st inn.) (Modern MLB record)
Most Runs Allowed.....	14, August 3, 1989 at Cincinnati (1st inn.)
Most Strikeouts.....	4 (several times), last, McCullers Jr. May 22, 2021 at Texas (1st inn. Lowe, Garcia, Gallo, Davis) (ties MLB record)
Most Hit Batters.....	3, Aug. 3, 1998 at Florida (8th inn., Nitkowski, consecutive) (ties MLB record)

INDIVIDUAL PINCH-HITTING RECORDS

Most Games, Season.....	88, Orlando Palmeiro, 2006
Highest Batting Average, Season.....	.455, Bill Spiers, 1997 (15x33) (Min. 25 PA)
Highest Batting Average, Career.....	.303, Kevin Bass, 1983-1994 (60x198) (Min. 150 PA)
Most At-Bats, Season.....	80, Orlando Palmeiro, 2006
Most At-Bats, Career.....	300, Denny Walling, 1977-92
Most Hits, Season.....	20 (2x), Orlando Palmeiro, 2006 and Ken Boswell, 1976
Most Hits, Career.....	82, Denny Walling, 1977-92
Most Consecutive Pinch-Hits.....	6, Phil Garner, July 27-Aug. 21, 1985
Most Runs Batted In, Game.....	4 (several times), last, Brian Bogusevic, Aug. 16, 2011 vs. Chicago Cubs
Most Runs Batted In, Season.....	17, Orlando Merced, 2001
Most Runs Batted In, Career.....	63, Denny Walling, 1977-92
Most Home Runs, Season.....	5, Cliff Johnson, 1974
Most Home Runs, Career.....	9, Cliff Johnson, 1974-77
Most Walks, Season.....	11 (4x), last, Jason Michaels, 2009
Most Walks, Career.....	34, Denny Walling, 1977-92

TEAM PINCH-HITTING RECORDS - SEASON

Highest Average.....	.294, 1995 (73x248)
Lowest Average.....	.118, 2014 (9x76)
Most At-Bats.....	274, 1991
Most Hits.....	73, 1995
Most Consecutive At-Bats, No Hit.....	35, May 10-June 24, 1980
Most Consecutive Plate App., No Hits.....	44, May 10-June 24, 1980
Most Runs Batted In.....	51, 1995
Most Home Runs.....	9, 1995
Most Walks.....	44, 1991

TEAM ROOKIE HITTING RECORDS

Most Games.....	157, Joe Morgan, 1965
Highest Batting Average.....	.314, Greg Gross, 1974 (185x589) (min. 3.1 PA/Team G)
Most At-Bats.....	601, Joe Morgan, 1965
Most Runs Scored.....	100, Joe Morgan, 1965
Most Hits, Game.....	6, Joe Morgan, July 8, 1965 at Milwaukee, (12 inn.) (Ties National League Record)
Most Hits.....	185, Greg Gross, 1974
Most Singles.....	160, Sonny Jackson, 1966
Most Doubles.....	43, Yuli Gurriel, 2017
Most Triples.....	12, Joe Morgan, 1965
Most Home Runs.....	27, Yordan Alvarez, 2019
Home Run in First MLB At-Bat (rookies only).....	(4x), Mark Saccomanno, Sept. 8, 2008 vs. PIT Charlton Jimerson, Sept. 4, 2006 at PHI Dave Matranga, June 27, 2003 vs. TEX Jose Sosa, July 30, 1975 vs. SD
Most Grand Slams.....	1 (several players), last, Yordan Alvarez, 2019
Most Extra-Base Hits.....	62, Yuli Gurriel, 2017
Most Total Bases.....	257, Yuli Gurriel, 2017
Most Runs Batted In.....	82, Jeff Bagwell, 1991
Most Walks.....	97, Joe Morgan, 1965
Most Strikeouts.....	135, Jeremy Peña, 2022
Most Stolen Bases.....	49, Sonny Jackson, 1966

TEAM ROOKIE PITCHING RECORDS

Most Games.....	78 (2x), Ricky Stone, 2002, and Brad Lidge, 2003
Most Starts.....	32 (2x), Chris Holt, 1997, and Lucas Harrell, 2012
Most Complete Games.....	9, Joaquin Andujar, 1976
Lowest Earned Run Average.....	2.53, Ken Forsch, 1971 (min. 1IP/Team Game)
Highest Winning Percentage.....	.824, Roy Oswalt, 2001 (14-3) (min. 0.09 Decisions/Team Game)
Highest Win Pct., Left-hander.....	.706, Jim Deshaies, 1986 (12-5) (min. 0.09 Decisions/Team Game)
Most Wins.....	15, Jeriome Robertson, 2003 (15-9)
Most Wins, Left-hander.....	15, Jeriome Robertson, 2003 (15-9)
Most Wins, Right-hander.....	14, Roy Oswalt, 2001 (14-3)
Most Losses.....	14, Mark Lemongello, 1977
Most Saves.....	20, Frank DiPino, 1983
Most Shutouts.....	4, Joaquin Andujar, 1976
Last Rookie Shutout.....	Brett Oberholtzer, Sept. 1, 2013 vs. Seattle
Most Innings Pitched.....	214.2, Mark Lemongello, 1977
Most Hits Allowed.....	237, Mark Lemongello, 1977
Fewest Hits Allowed in a Start.....	0 (2x), Darryl Kile, April 24, 1991 vs. CIN (6IP), Don Wilson, June 18, 1967 vs. Atlanta (9IP)
Most Home Runs Allowed.....	26, Hunter Brown, 2023
Most Walks Allowed.....	93, Tom Griffin, 1969
Most Strikeouts, Game.....	15 (2x), J.R. Richard, Sept. 5, 1971, at San Francisco (Gm 2) Don Wilson, June 18, 1967 vs. Atlanta
Most Strikeouts, Major League Debut.....	15, J.R. Richard, Sept. 5, 1971 at San Francisco (Gm 2) (Ties ML Record)
Most Strikeouts, Season.....	200, Tom Griffin, 1969

INDIVIDUAL DEFENSIVE RECORDS

Most Games, Season.....	162 (3x), last, Craig Biggio and Jeff Bagwell, 1996
Catcher.....	151, Johnny Edwards, 1969
First Base.....	162, Jeff Bagwell, 1996
Second Base.....	162, Craig Biggio, 1996 and Bill Doran, 1987
Third Base.....	160, Alex Bregman (2023) and Ken Caminiti (1989)
Shortstop.....	158, Miguel Tejada, 2009
Outfield.....	160, Steve Finley (1992), Jose Cruz (1983-84), Lance Berkman (2004)
Pitcher.....	83, Octavio Dotel, 2002
Most Putouts, Season.....	1404, Jeff Bagwell, 1997
Catcher.....	1135, Johnny Edwards, 1969
First Base.....	1404, Jeff Bagwell, 1997
Second Base.....	361, Craig Biggio, 1996
Third Base.....	150, Bob Aspromonte, 1962
Shortstop.....	275, Roger Metzger, 1971
Outfield.....	446, Cesar Cedeno, 1974
Pitcher.....	33, Brett Myers, 2011
Most Assists, Season.....	533, Dickie Thon, 1983
Catcher.....	81, John Bateman, 1963
First Base.....	143, Jeff Bagwell, 2001
Second Base.....	504, Craig Biggio, 1997
Third Base.....	357, Doug Rader, 1970
Shortstop.....	533, Dickie Thon, 1983
Outfield.....	22, Richard Hidalgo, 2003
Pitcher.....	57, Mike Hampton, 1997
Most Errors, Season.....	37, Sonny Jackson, 1966
Catcher.....	23, John Bateman, 1963
First Base.....	17, Curt Blefary, 1969 and Cesar Cedeno, 1979
Second Base.....	27, Joe Morgan, 1965
Third Base.....	29, Enos Cabell, 1980
Shortstop.....	37, Sonny Jackson, 1966
Outfield.....	14, Jose Cruz, 1979 and Jesus Alou, 1969
Pitcher.....	10, J.R. Richard, 1976
Most Total Chances, Season.....	1552, Jeff Bagwell, 1997
Catcher.....	1221, Johnny Edwards, 1969
First Base.....	1552, Jeff Bagwell, 1997
Second Base.....	867, Joe Morgan, 1965
Third Base.....	522, Doug Rader, 1970
Shortstop.....	819, Dickie Thon, 1983
Outfield.....	460, Cesar Cedeno, 1974
Pitcher.....	76, Mike Hampton, 1997
Most Double Plays, Season.....	141, Jeff Bagwell, 1999
Catcher.....	16, Brad Ausmus, 1997
First Base.....	141, Jeff Bagwell, 1999
Second Base.....	117, Craig Biggio, 1999
Third Base.....	39, Doug Rader (1970), Alex Bregman (2023)
Shortstop.....	114, Dickie Thon, 1983
Outfield.....	8, Jimmy Wynn, 1968
Pitcher.....	9, Shane Reynolds, 1998

Most Triple Plays, Season.....	2, Roger Metzger, 1971 and 1978
Catcher.....	1, Joe Ferguson, 1978
First Base.....	1 (8x), last, Chris Carter, 2015
Second Base.....	1 (6x), last, Jose Altuve, 2015
Third Base.....	1 (6x), last, Jonathan Villar, 2015
Shortstop.....	2 (2x), Roger Metzger, 1971 and 1978
Outfield.....	1, Mike Simms, 1991
Pitcher.....	no Astros pitcher has been involved in a triple play
Highest Fielding Percentage, Season (minimum 108 games).....	1.000 (2x) Terry Puh (1979), Josh Reddick (2018)
Catcher.....	.999, Brad Ausmus, 2005
First Base.....	.996, Lance Berkman (2008), Yuli Gurriel (2019, 2022), Glenn Davis (1988) and Lee May (1972)
Second Base.....	.993, Jose Altuve, 2015
Third Base.....	.983, Alex Bregman, 2022
Shortstop.....	.990, Adam Everett, 2006
Outfield.....	1.000 (2x), Terry Puhl (1979), Josh Reddick (2018)
Pitcher.....	1.000 (several pitchers), last, Lance McCullers Jr. and Zack Greinke, 2021
Most Passed Balls.....	21, John Bateman, 1966

TEAM DEFENSIVE RECORDS

Highest Fielding Percentage, Season.....	.991, 2020 (1572 putouts, 546 assists, 20 errors)
Lowest Fielding Percentage, Season.....	.972, 1966 (4331 putouts, 1664 assists, 174 errors)
Most Putouts, Season.....	4448, 1980
Fewest Putouts, Season.....	2970, 1981
Most Assists, Season.....	1880, 1975
Fewest Assists, Season.....	1206, 1981
Most Errors, Game.....	7 (2x), June 12, 1978 vs. Pittsburgh and July 30, 1979 vs. San Francisco
Most Errors, Season.....	174, 1966
Fewest Errors, Season.....	63, 2018
Most Games, No Errors, Season.....	113, 2008
Most Consecutive Games, No Errors, Season.....	15, Aug. 6-22, 2021
Most Consecutive Innings, No Errors, Season.....	148, June Aug. 5-23 (7th inn.), 2021 (over 17 games)
Most Total Chances, Season.....	6392, 1975
Fewest Total Chances, Season.....	4263, 1981
Most Double Plays, Game.....	7, May 4, 1969 vs. San Francisco (MLB record)
Most Double Plays, Season.....	175, 1999
Fewest Double Plays, Season.....	11, 1971
Most Triple Plays, Season.....	2 (2x), 1971 and 1991
Most Passed Balls, Game.....	6, May 12, 1996 at Montreal (Ties Modern MLB Record)
Most Passed Balls, Season.....	38, 1984
Fewest Passed Balls, Season.....	4 (3x), 2001, 2003, and 2004
Most Errorless Total Chances, Season.....	6255, 1975
Fewest Errorless Total Chances, Season.....	4176, 1981

ASTROS WIN-LOSS RECORDS

Highest Winning Percentage, Season.....	.660, 2019 (107-55)
Lowest Winning Percentage, Season.....	.315, 2013 (51-111)
Most Wins, Month.....	23, Sept./Oct. 2004 (23-7), 1986 (23-9), 1985 (23-12)
Most Wins, Season.....	107, 2019 (107-55)
Most Wins, Season-Home.....	60, 2019 (60-21)
Most Wins, Season-Road.....	57, 2018 (57-24)
Fewest Wins, Month.....	2, April 1995 (2-3)
Fewest Wins, Full Month.....	3, July 2012 (3-24)
Fewest Wins, Season.....	51, 2013 (51-111)
Fewest Wins, Season-Home.....	24, 2013 (24-57)
Fewest Wins, Season-Road.....	20, 2012 (20-61)
Most Consecutive Wins, Season.....	12 (3x), last, June 6-18, 2018
Most Consecutive Wins, Home.....	18, Aug. 23-Oct. 3, 2004
Most Consecutive Wins, Road.....	11 (2x), last, June 7-28, 2018
Most Consecutive Wins, Start of Season.....	6, April 6-12, 1987
Most Games without Three Consecutive Wins, Start of Season.....	99, April 4-July 24, 2000
Most Losses, Month.....	24 (2x), July 1962 (5-24), July 2012 (3-24)
Most Losses, Season.....	111, 2013 (51-111)
Most Losses, Season-Home.....	57, 2013 (24-57)
Most Losses, Season-Road.....	61, 2012 (20-61)
Fewest Losses, Month.....	5, April 1980 (13-5)
Fewest Losses, Season.....	49, 1994 (66-49)
Fewest Losses, Season-Home.....	20, 1981 (31-20)
Fewest Losses, Season-Road.....	24, 2018 (57-24)
Most Consecutive Losses, Season.....	15, Sept. 14-29, 2013
Most Consecutive Losses, Home.....	11, July 23-August 17, 1966
Most Consecutive Losses, Road.....	14 (2x), Sept. 1, 1996-April 9, 1997 and Sept. 29, 1968-April 30, 1969

Most Consecutive Losses, Start of Season.....	9, April 5-13, 1983
Most Ties, Season.....	2, 1962, April 25, 1962 vs. St. Louis (5-5) and Sept. 9, 1962 vs. New York Mets (7-7)
Longest Tie Game, Innings.....	17.0, April 25, 1962 vs. St. Louis (5-5)
All-Time Ties.....	5, April 25, 1962 vs. STL, (5-5, 17 inn.-called due to curfew) Sept. 9, 1962 vs. NYM, (7-7, 8 inn.-called due to rain) July 16, 1966 at ATL, (1-1, 5 inn.-called due to rain) Aug. 25, 1975 at STL, (3-3, 10 inn.-called due to rain) June 30, 2005 at CIN (2-2, 7 inn.-called due to rain)
Most Games, Homestand-Start of Season.....	15, April 7-22, 1992 (9-6) (Ties MLB Record)
Most Games Won, Homestand.....	10 (3x), June 1-11, 1989 (10-1) July 24-August 5, 1979 (10-3) May 16-28, 1969 (10-1)
Most Games Lost, Homestand.....	10, July 15-25, 1962 (3-10)
Highest Winning Percentage, Homestand (Min. two teams).....	1.000 (14x), Aug. 24-31, 1977, (7-0, vs. PHI 2-0, MON 3-0, NYM 2-0); June 6-11, 1980, (6-0, vs. SF 3-0, CHC 3-0); Aug. 19-24, 1980, (6-0, vs. PIT 3-0, CHC 3-0); Aug. 28-Sept. 2, 1981, (7-0, vs. PHI 4-0, NYM 3-0); Aug. 2-5, 1985, (4-0, vs. SD 3-0, SF 1-0); April 6-12, 1987, (6-0, vs. LAD 3-0, MON 3-0); Aug. 14-20, 1987, (7-0, vs. ATL 4-0, STL 3-0); June 3-8, 2003, (6-0, vs. BAL 3-0, TB 3-0); Aug. 20-25, 2004 (6-0, 3-0 vs. PIT, 3-0 vs. CIN); Sept. 27-Oct. 3, 2004 (6-0, 3-0 vs. STL, 3-0 vs. COL); April 5-10, 2019 (3-0 vs. OAK, 3-0 vs. NYY) Aug. 2-Aug 7, 2019 (3-0 vs. SEA, 2-0 vs. COL); June 15-20, 2021 (2-0 vs. TEX, 4-0 vs. CWS); May 15-21, 2023 (3-0 vs. CHC, 3-0 vs. OAK) May 2-May 8, 2022 (3-0 vs. SEA, 4-0 vs. DET)
Lowest Winning Percentage, Homestand (Min. two teams).....	.000, April 5-10, 1983 (0-6) and June 29-July 10, 2012 (0-7)
Most Games, Road Trip.....	26, July 27-Aug. 23, 1992 (12-14)
Most Games Won, Road Trip.....	12, July 27-Aug. 23, 1992 (12-14)
Most Games Lost, Road Trip.....	14 (3x), June 12-26, 1963 (2-14); Aug. 29-Sept. 11, 1966 (3-14); July 27-Aug. 23, 1992 (12-14)
Highest Winning Percentage, Road Trip (Min. two teams).....	1.000 (8x), April 18-23, 1972 (5-0, at Cincinnati 2-0, San Francisco 3-0) September 16-19, 1985 (4-0, at Atlanta 2-0, Los Angeles 2-0) May 26-31, 1989 (6-0, at Pittsburgh 3-0, St. Louis 3-0) July 18-23, 1997 (5-0, at Montreal 3-0, St. Louis 2-0) September 3-9, 1999 (7-0, at Montreal 3-0, Philadelphia 4-0) May 29-June 3, 2013 (6-0, at Colorado 2-0, Los Angeles (AL) 4-0) June 7-17, 2018 (10-0, at Texas 4-0, Oakland 3-0, Kansas City 3-0)
Lowest Winning Percentage, Road Trip (Min. two teams).....	.000 (9x), June 5-10, 2015 (Toronto 0-3, Chicago-AL 0-3) Aug. 4-13, 1967 (0-10 at Philadelphia 0-3, Cincinnati 0-2, Atlanta 0-5) May 11-16, 1990 (0-5 at Pittsburgh 0-3, St. Louis 0-2) June 15-20, 1990 (0-6 at Cincinnati 0-3, Los Angeles 0-3) Sept. 13-22, 1996 (0-8 at Colorado 0-3, Atlanta 0-2, Florida 0-3) April 22-27, 2005 (0-5, 0-3 at St. Louis, 0-2 at Pittsburgh) May 21-27, 2007 (0-7, 0-3 at San Francisco, 0-4 at Arizona) Sept. 14-20, 2009 (0-6, 0-3 at Cincinnati, 0-3 at Milwaukee) Sept. 19-25, 2013 (0-7, 0-4 at Cleveland, 0-3 at Texas)
Most Wins over One Club, Season.....	18, 2019 vs. Seattle (18-1)
Fewest Wins over One Club, Season (Min. two series).....	0, 2012 vs. Arizona (0-6)
Most Shutout Wins over One Club, Season.....	7, 1978 vs. Atlanta
Most Consecutive Wins over One Club, Season.....	13, 2019 vs. Seattle (18-1)
Most Losses to One Club, Season.....	17 (2x), 2013 vs. Texas (2-17) and 1962 vs. Philadelphia (1-17)
Fewest Losses to One Club, Season (Min. two series).....	0 (8x), last, 2022 vs. MIN (6-0) and 2022 vs. DET (7-0)
Most Shutout Losses to One Club, Season.....	5 (7x), 2005 vs. Pittsburgh 1992 vs. Atlanta 1990 vs. San Diego 1984 vs. San Diego 1976 vs. Los Angeles Dodgers 1963 vs. Cincinnati 1962 vs. Cincinnati
Most Consecutive Losses to One Club, Season.....	17, 1962 vs. Philadelphia (1-17)
Most Consecutive Losses in One Stadium, One or More Seasons.....	12 (2x), April 13-May 5, 1963 (1st game) vs. Philadelphia (Connie Mack Stadium) Aug. 3, 2015-June 7, 2016 at Texas (Globe Life Park)
Most Doubleheaders, Season.....	21, 1962 (5-7-9)
Fewest Doubleheaders, Season.....	0 (12x), 1991, 1994, 1997, 2002, 2003, 2007, 2008, 2010, 2011, 2014, 2015, 2023
Most Doubleheaders Won, Season.....	6, 1976 (6-2-8)
Fewest Doubleheaders Won, Season.....	0, 1975, (0-3-4) (Out of most possible wins-7)
Most Doubleheaders Lost, Season.....	8, 1978 (2-8-3)
Fewest Doubleheaders Lost, Season.....	0, 1984, (0-0-4) (Out of most possible losses-4)
Most Doubleheaders Split, Season.....	9 (2x), 1962 (5-7-9) and 1965 (2-3-9)
Fewest Doubleheaders Split, Season (Out of most possible splits-2).....	0 (3x), 1993 (1-1-0), 1995 (2-0-0) and 2016 (2-0-0)
Most Day Games, Season.....	62, 1965 (25-37)
Most Day Games Won, Season.....	42, 2022 (42-13)
Fewest Day Games Won, Season.....	11, (2x) 1978 (11-33), 2013 (11-35)
Most Day Games Lost, Season.....	37 (3x), last, 2011 (13-37)
Fewest Day Games Lost, Season.....	13, 1985 (23-13) and 2022 (42-13)
Most Night Games, Season.....	134, 1984 (68-66) (Ties MLB record)

Most Night Games Won, Season.....	78, 2019 (78-41)	ASTROS FRONT OFFICE
Fewest Night Games Won, Season.....	38, 1962 (38-63)	
Most Night Games Lost, Season.....	76 (2x), last, 2013 (40-76)	
Fewest Night Games Lost, Season.....	31, 1994 (49-31)	ASTROS COACHING STAFF
Most Extra-Inning Games, Season.....	27, 1990 (14-13) (Ties NL Record)	
Fewest Extra-Inning Games, Season.....	8, 2005 (4-4) and 2008 (5-3)	
Most Consecutive Extra-Inning Games, Season.....	3 (6x), last, July 31-August 2, 2001 (2-1)	HOUSTON ASTROS
Most Consecutive Extra-Inning Games vs. One Club, Season.....	4, May 2, July 31-August 2, 2001 vs. New York (3-1) (Ties MLB Record) (Note: Houston played four consecutive extra-inning postseason games vs. Philadelphia in the 1980 NLCS, October 8-12)	
Most Extra-Inning Games Won, Season.....	16, 1992 (16-5)	
Fewest Extra-Inning Games Won, Season.....	1 (2x), 2012 (1-11) and 2023 (1-8)	SCOUTING & PLAYER DEVELOPMENT
Most Extra-Inning Games Lost, Season.....	16, 1965 (6-16)	
Fewest Extra-Inning Games Lost, Season.....	3, 2008 (5-3)	
Most Shutout Games, Season.....	39, 1963 (16-23)	2023 SEASON IN REVIEW
Fewest Shutout Games, Season.....	5, 2000 (2-3) (Ties MLB Record)	
Most Shutout Games Won, Season.....	19 (3x), 1979 (19-15), 1981 (19-9), and 1986 (19-6)	
Fewest Shutout Games Won, Season.....	2, 2000 (2-3)	2024 OPPONENTS
Most Shutout Games Lost, Season.....	23, 1963 (16-23)	
Fewest Shutout Games Lost, Season.....	3 (3x), 2000 (2-3), 2001 (6-3), 2004 (13-3)	
Most One-Run Games, Season.....	75, 1971 (32-43) (MLB Record)	HISTORY & RECORDS
Fewest One-Run Games, Season.....	30, 1994 (13-17)	
Most Consecutive One-Run Games, Season.....	7 (2x), April 23-30, 1971 (2-5) and May 12-19, 1984 (2-5)	
Most One-Run Games Won, Season.....	39, 1979 (39-27)	SPRING TRAINING
Fewest One-Run Games Won, Season.....	13, 1994 (13-17)	
Most One-Run Games Lost, Season.....	43, 1971 (32-43) (NL Record)	
Fewest One-Run Games Lost, Season.....	13, 2017 (19-13)	MEDIA INFORMATION
Most 1-0 Games, Season.....	11, 1976 (9-2)	
Fewest 1-0 Games, Season.....	0 (4x), 1970, 1999, 2008	
Most 1-0 Games Won, Season.....	9, 1976 (9-2)	MINUTE MAID PARK
Fewest 1-0 Games Won, Season.....	0 (12x), 1969 (0-6), 1970 (0-0), 1975 (0-3), 1999 (0-0), 2000 (0-1), 2003 (0-1), 2008 (0-0), 2010 (0-2), 2013 (0-1), 2014 (0-2), 2015 (0-2), 2019 (0-1)	
Most 1-0 Games Lost, Season.....	6 (twice), 1964 (4-6) and 1969 (0-6)	
Fewest 1-0 Games Lost, Season.....	0 (11x), 1970, 1997, 1998, 1999, 2001, 2002, 2007, 2008, 2009, 2017, 2023	
Longest 1-0 Game Won, Innings.....	24, April 15, 1968 vs. New York Mets, (MLB Record-Longest 1-0 night game)	
Longest 1-0 Game Lost, Innings.....	16, May 31, 2003 at Chicago	
Largest Margin of Victory.....	21, Aug. 10 at BAL (W, 23-2)	
Home.....	16, April 29, 1974 vs. Chicago (W, 18-2)	
Road.....	21, Aug. 10 at BAL (W, 23-2)	
Largest Margin of Victory, Shutout Game.....	15, April 26, 1998 at Montreal (W, 15-0)	
Largest Margin of Defeat.....	16 (7x), last, Aug. 24, 2023 vs. Boston (L, 1-17)	
Home.....	16 (3x), last, Aug. 24, 2023 vs. Boston (L, 1-17)	
Road.....	16 (4x), last, May 8, 2005 at Atlanta (L, 0-16)	
Largest Margin of Defeat, Shutout Game.....	16 (2x), last, May 8, 2005 at Atlanta (L, 0-16)	
Largest Comeback to Win-Home.....	11, July 18, 1994 vs. St. Louis (Trailed 11-0 after 3rd inn., W 15-12) (Ties NL Record for largest comeback)	
Largest Comeback to Win, Road.....	7 (2x), Sept. 4, 1990 at Los Angeles (Trailed 7-0 after 2nd inn., W 10-8) Aug. 13, 1991 at San Diego (Trailed 9-2 after 4th inn., W 12-9)	
Largest Ninth-Inning Lead Lost to Lose.....	7, May 22, 2000 at Milwaukee (Led 9-2, L 9-10 in 10 inn.)	

ASTROS ALL-TIME TOP 10 BATTING CHARTS: SEASON

Single-Season Games

162	George Springer	2016
162	Carlos Lee	2007
162	Jeff Bagwell	1999
162	Jeff Bagwell	1997
162	Craig Biggio	1997
162	Jeff Bagwell	1996
162	Craig Biggio	1996
162	Jeff Bagwell	1992
162	Craig Biggio	1992
162	Steve Finley	1992
162	Bill Doran	1987
162	Enos Cabell	1978

Single-Season At-Bats

660	Jose Altuve	2014
660	Enos Cabell	1978
646	Craig Biggio	1998
644	George Springer	2016
640	Jose Altuve	2016
641	Roger Metzger	1972
639	Craig Biggio	1999
638	Jose Altuve	2015
635	Miguel Tejada	2009
633	Craig Biggio	2004

Single-Season Runs Scored

152	Jeff Bagwell	2000
146	Craig Biggio	1997
143	Jeff Bagwell	1999
126	Jeff Bagwell	2001
124	Jeff Bagwell	1998
123	Craig Biggio	1999
123	Craig Biggio	1998
123	Craig Biggio	1995
122	Alex Bregman	2019
118	Craig Biggio	2001

Single-Season Hits

225	Jose Altuve	2014
216	Jose Altuve	2016
210	Craig Biggio	1998
204	Jose Altuve	2017
200	Jose Altuve	2015
199	Miguel Tejada	2009
198	Derek Bell	1998
195	Enos Cabell	1978
191	Lance Berkman	2001
191	Craig Biggio	1997

Single-Season Doubles

56	Craig Biggio	1999
55	Lance Berkman	2001
51	Craig Biggio	1998
51	Alex Bregman	2018
48	Jeff Bagwell	1996
47	Jose Altuve	2014
47	Craig Biggio	2004
46	Miguel Tejada	2009
46	Lance Berkman	2008
44	Craig Biggio	2003
44	Craig Biggio	1994
44	Rusty Staub	1967

Single-Season Triples

14	Roger Metzger	1973
13	Steve Finley	1993
13	Steve Finley	1992
13	Jose Cruz	1984
12	Michael Bourn	2009
12	Craig Reynolds	1981
12	Joe Morgan	1965
11	Evan Gattis	2015
11	Bill Doran	1984
11	Craig Reynolds	1984
11	Omar Moreno	1983
11	Roger Metzger	1971
11	Joe Morgan	1971
11	Joe Morgan	1967

Single-Season Home Runs

47	Jeff Bagwell	2000
45	Lance Berkman	2006
44	Richard Hidalgo	2000
43	Jeff Bagwell	1997
42	Lance Berkman	2002
42	Jeff Bagwell	1999
41	Alex Bregman	2019
39	George Springer	2019
39	Jeff Bagwell	2003
39	Jeff Bagwell	2001
39	Jeff Bagwell	1994

Single-Season Runs Batted In

136	Lance Berkman	2006
135	Jeff Bagwell	1997
132	Jeff Bagwell	2000
130	Jeff Bagwell	2001
128	Lance Berkman	2002
126	Lance Berkman	2001
126	Jeff Bagwell	1999
124	Moises Alou	1998
122	Richard Hidalgo	2000
120	Jeff Bagwell	1996

Single-Season Extra-Base Hits

94	Lance Berkman	2001
89	Richard Hidalgo	2000
86	Jeff Bagwell	2001
85	Jeff Bagwell	2000
85	Jeff Bagwell	1997
83	Alex Bregman	2018
81	Jeff Bagwell	1996
80	Alex Bregman	2019
79	Lance Berkman	2008
79	Lance Berkman	2002

Single-Season Batting Average

.368	Jeff Bagwell	1994
.355	Moises Alou	2000
.346	Jose Altuve	2017
.341	Jose Altuve	2014
.338	Jose Altuve	2016
.334	Derek Bell	1995
.333	Rusty Staub	1967
.331	Moises Alou	2001
.331	Lance Berkman	2001
.325	Carl Everett	1999
.325	Craig Biggio	1998

Single-Season Stolen Bases

65	Gerald Young	1988
64	Eric Yelding	1990
61	Michael Bourn	2009
61	Cesar Cedeno	1977
58	Cesar Cedeno	1976
57	Cesar Cedeno	1974
56	Jose Altuve	2014
56	Cesar Cedeno	1973
55	Cesar Cedeno	1972
53	Billy Hatcher	1987

Single-Season Walks

149	Jeff Bagwell	1999
148	Jimmy Wynn	1969
135	Jeff Bagwell	1996
127	Lance Berkman	2004
127	Jeff Bagwell	1997
119	Alex Bregman	2019
110	Joe Morgan	1969
109	Jeff Bagwell	1998
107	Lance Berkman	2003
107	Lance Berkman	2002

Single-Season Strikeouts

212	Chris Carter	2013
182	Chris Carter	2014
178	George Springer	2016
154	Colby Rasmus	2015
151	Chris Carter	2015
151	Jason Castro	2014
145	Lee May	1972
145	Yordan Alvarez	2021
142	Jimmy Wynn	1969
140	Michael Bourn	2009

Single-Season On-Base Percentage

.454	Jeff Bagwell	1999
.451	Jeff Bagwell	1994
.451	Jeff Bagwell	1996
.450	Lance Berkman	2004
.436	Jimmy Wynn	1969
.430	Lance Berkman	2001
.425	Jeff Bagwell	1997
.424	Jeff Bagwell	2000
.424	Jeff Bagwell	1998
.423	Alex Bregman	2019

Single-Season Slugging Percentage

.750	Jeff Bagwell	1994
.636	Richard Hidalgo	2000
.623	Moises Alou	2000
.621	Lance Berkman	2006
.620	Lance Berkman	2001
.615	Jeff Bagwell	2000
.613	Yordan Alvarez	2022
.592	Alex Bregman	2019
.592	Jeff Bagwell	1997
.591	George Springer	2019

Note: Based on 3.1 plate appearances times number of games played by team.

ASTROS ALL-TIME TOP 10 BATTING CHARTS: CAREER

Career Games

2850.....	Craig Biggio.....	1988-2007
2150.....	Jeff Bagwell.....	1991-2005
1870.....	Jose Cruz.....	1975-87
1668.....	Jose Altuve.....	2011-2023
1592.....	Lance Berkman.....	1999-2010
1516.....	Terry Puhl.....	1977-90
1512.....	Cesar Cedeño.....	1970-81
1426.....	Jimmy Wynn.....	1963-73
1381.....	Bob Watson.....	1966-79
1259.....	Brad Ausmus.....	1997-2008

Career At-Bats

10876.....	Craig Biggio.....	1988-2007
7797.....	Jeff Bagwell.....	1991-2005
6665.....	Jose Altuve.....	2011-23
6629.....	Jose Cruz.....	1975-87
5732.....	Cesar Cedeño.....	1970-81
5560.....	Lance Berkman.....	1999-2010
5063.....	Jimmy Wynn.....	1963-73
4883.....	Bob Watson.....	1966-79
4837.....	Terry Puhl.....	1977-90
4264.....	Bill Doran.....	1982-90

Career Runs Scored

1844.....	Craig Biggio.....	1988-2007
1517.....	Jeff Bagwell.....	1991-2005
1062.....	Jose Altuve.....	2011-23
1008.....	Lance Berkman.....	1999-2010
890.....	Cesar Cedeño.....	1970-81
871.....	Jose Cruz.....	1975-87
829.....	Jimmy Wynn.....	1963-73
676.....	Terry Puhl.....	1977-90
640.....	Bob Watson.....	1966-79
615.....	Alex Bregman.....	2016-23

Career Hits

3060.....	Craig Biggio.....	1988-2007
2314.....	Jeff Bagwell.....	1991-2005
2047.....	Jose Altuve.....	2011-23
1937.....	Jose Cruz.....	1975-87
1659.....	Cesar Cedeño.....	1970-81
1648.....	Lance Berkman.....	1999-2010
1448.....	Bob Watson.....	1966-79
1357.....	Terry Puhl.....	1977-90
1291.....	Jimmy Wynn.....	1963-73
1139.....	Bill Doran.....	1982-90

Career Doubles

668.....	Craig Biggio.....	1988-2007
488.....	Jeff Bagwell.....	1991-2005
400.....	Jose Altuve.....	2011-23
375.....	Lance Berkman.....	1999-2010
343.....	Cesar Cedeño.....	1970-81
335.....	Jose Cruz.....	1975-87
241.....	Bob Watson.....	1966-79
235.....	Alex Bregman.....	2016-23
228.....	Jimmy Wynn.....	1963-73
226.....	Terry Puhl.....	1977-90

Career Triples

80.....	Jose Cruz.....	1975-87
63.....	Joe Morgan.....	1963-80
62.....	Roger Metzger.....	1971-78
56.....	Terry Puhl.....	1977-90
55.....	Craig Biggio.....	1988-2007
55.....	Craig Reynolds.....	1979-89
55.....	Cesar Cedeño.....	1970-81
45.....	Enos Cabell.....	1975-85
41.....	Steve Finley.....	1991-94
35.....	Bill Doran.....	1982-90

Career Home Runs

449.....	Jeff Bagwell.....	1991-2005
326.....	Lance Berkman.....	1999-2010
291.....	Craig Biggio.....	1988-2007
223.....	Jimmy Wynn.....	1963-73
209.....	Jose Altuve.....	2011-23
174.....	George Springer.....	2014-20
166.....	Glenn Davis.....	1984-90
165.....	Alex Bregman.....	2016-23
163.....	Cesar Cedeño.....	1970-81
139.....	Bob Watson.....	1966-79

Career Runs Batted In

1529.....	Jeff Bagwell.....	1991-2005
1175.....	Craig Biggio.....	1988-2007
1090.....	Lance Berkman.....	1999-2010
942.....	Jose Cruz.....	1975-87
782.....	Bob Watson.....	1966-79
778.....	Cesar Cedeño.....	1970-81
747.....	Jose Altuve.....	2011-23
719.....	Jimmy Wynn.....	1963-73
600.....	Doug Rader.....	1967-75
588.....	Alex Bregman.....	2016-23

Career Extra-Base Hits

1014.....	Craig Biggio.....	1988-2007
969.....	Jeff Bagwell.....	1991-2005
727.....	Lance Berkman.....	1999-2010
640.....	Jose Altuve.....	2011-23
561.....	Cesar Cedeño.....	1970-81
553.....	Jose Cruz.....	1975-87
483.....	Jimmy Wynn.....	1963-73
416.....	Alex Bregman.....	2016-22
410.....	Bob Watson.....	1966-79
355.....	Doug Rader.....	1967-75

Career Batting Average

.307.....	Jose Altuve.....	2011-23
.297.....	Jeff Bagwell.....	1991-2005
.297.....	Bob Watson.....	1966-79
.296.....	Lance Berkman.....	1999-2010
.292.....	Jose Cruz.....	1975-87
.289.....	Cesar Cedeño.....	1970-81
.286.....	Carlos Lee.....	2007-12
.284.....	Yuli Gurriel.....	2016-22
.281.....	Craig Biggio.....	1988-2007
.281.....	Enos Cabell.....	1975-85

Career Stolen Bases

487.....	Cesar Cedeño.....	1970-81
414.....	Craig Biggio.....	1988-2007
293.....	Jose Altuve.....	2011-23
288.....	Jose Cruz.....	1975-87
219.....	Joe Morgan.....	1963-80
217.....	Terry Puhl.....	1977-90
202.....	Jeff Bagwell.....	1991-2005
193.....	Michael Bourn.....	2008-11
191.....	Enos Cabell.....	1975-85
191.....	Bill Doran.....	1982-90

Career Walks

1401.....	Jeff Bagwell.....	1991-2005
1160.....	Craig Biggio.....	1988-2007
1040.....	Lance Berkman.....	1999-2010
847.....	Jimmy Wynn.....	1963-73
730.....	Jose Cruz.....	1975-87
678.....	Joe Morgan.....	1963-80
585.....	Bill Doran.....	1982-90
553.....	Jose Altuve.....	2011-22
534.....	Cesar Cedeño.....	1970-81
532.....	Alex Bregman.....	2016-23

Career Strikeouts

1753.....	Craig Biggio.....	1988-2007
1558.....	Jeff Bagwell.....	1991-2005
1121.....	Lance Berkman.....	1999-2010
1088.....	Jimmy Wynn.....	1963-73
911.....	Jose Altuve.....	2011-23
848.....	Doug Rader.....	1967-75
841.....	Jose Cruz.....	1975-87
785.....	George Springer.....	2014-20
735.....	Cesar Cedeño.....	1970-81
715.....	Jason Castro.....	2010-22

Career On-Base Percentage

.410.....	Lance Berkman.....	1999-2010
.408.....	Jeff Bagwell.....	1991-2005
.374.....	Joe Morgan.....	1963-80
.373.....	Alex Bregman.....	2016-23
.364.....	Bob Watson.....	1966-79
.364.....	Jose Altuve.....	2011-23
.363.....	Craig Biggio.....	1988-2007
.362.....	Jimmy Wynn.....	1963-73
.361.....	George Springer.....	2014-20
.359.....	Jose Cruz.....	1975-87

Career Slugging Percentage

.549.....	Lance Berkman.....	1999-2010
.540.....	Jeff Bagwell.....	1991-2005
.501.....	Richard Hidalgo.....	1997-2004
.491.....	George Springer.....	2014-20
.487.....	Alex Bregman.....	2016-23
.483.....	Glenn Davis.....	1984-90
.481.....	Carlos Correa.....	2015-21
.479.....	Carlos Lee.....	2007-12
.471.....	Jose Altuve.....	2011-23
.454.....	Cesar Cedeño.....	1970-81

ASTROS ALL-TIME TOP 10 PITCHING CHARTS: SEASON

Single-Season Appearances

83.....	Octavio Dotel.....	2002
82.....	*Juan Agosto.....	1990
81.....	Chad Qualls.....	2006
81.....	Joe Boever.....	1992
80.....	Brad Lidge.....	2004
80.....	Doug Jones.....	1992
79.....	Brandon Lyon.....	2010
79.....	Chad Qualls.....	2007
78.....	Brad Lidge.....	2006
78.....	Billy Wagner.....	2003
78.....	Brad Lidge.....	2003
78.....	Ricky Stone.....	2002

Single-Season Games Started

40.....	*Jerry Reuss.....	1973
39.....	J.R. Richard.....	1976
38.....	*Bob Knepper.....	1986
38.....	Joe Niekro.....	1984
38.....	Joe Niekro.....	1983
38.....	Joe Niekro.....	1979
38.....	J.R. Richard.....	1979
37.....	Mike Scott.....	1986
37.....	*Bob Knepper.....	1985
37.....	Larry Dierker.....	1969
37.....	*Denny Lemaster.....	1969

Single-Season Complete Games

20.....	Larry Dierker.....	1969
19.....	J.R. Richard.....	1979
18.....	Don Wilson.....	1971
17.....	Larry Dierker.....	1970
16.....	Joe Niekro.....	1982
16.....	J.R. Richard.....	1978
16.....	*Mike Cuellar.....	1967
14.....	J.R. Richard.....	1976
14.....	Larry Dierker.....	1975
13.....	J.R. Richard.....	1977
13.....	Don Wilson.....	1972
13.....	Don Wilson.....	1969

Single-Season Innings Pitched

305.1.....	Larry Dierker.....	1969
292.1.....	J.R. Richard.....	1979
291.0.....	J.R. Richard.....	1976
279.1.....	*Jerry Reuss.....	1973
275.1.....	Mike Scott.....	1986
275.1.....	J.R. Richard.....	1978
270.0.....	Joe Niekro.....	1982
269.2.....	Larry Dierker.....	1970
268.0.....	Don Wilson.....	1971
267.0.....	J.R. Richard.....	1977

Single-Season Victories

22.....	*Mike Hampton.....	1999
21.....	Justin Verlander.....	2019
21.....	Jose Lima.....	1999
21.....	Joe Niekro.....	1979
20.....	Gerrit Cole.....	2019
20.....	*Dallas Keuchel.....	2015
20.....	Roy Oswalt.....	2005
20.....	Roy Oswalt.....	2004
20.....	Mike Scott.....	1989
20.....	Joe Niekro.....	1980
20.....	J.R. Richard.....	1976
20.....	Larry Dierker.....	1969

Single-Season Defeats

20.....	Turk Farrell.....	1962
18.....	Doug Drabek.....	1993
18.....	Bob Bruce.....	1965
17.....	Lucas Harrell.....	2013
17.....	*Bob Knepper.....	1987
17.....	*Denny Lemaster.....	1969
17.....	Ken Johnson.....	1963
16.....	Accomplished 10 times.....	

Single-Season Walks

151.....	J.R. Richard.....	1976
141.....	J.R. Richard.....	1978
138.....	J.R. Richard.....	1975
117.....	*Jerry Reuss.....	1973
109.....	Nolan Ryan.....	1982
107.....	Joe Niekro.....	1979
104.....	J.R. Richard.....	1977
101.....	Mike Hampton.....	1999
101.....	Joe Niekro.....	1983
101.....	Nolan Ryan.....	1983

Single-Season Strikeouts

326.....	Gerrit Cole.....	2019
313.....	J.R. Richard.....	1979
306.....	Mike Scott.....	1986
303.....	J.R. Richard.....	1978
300.....	Justin Verlander.....	2019
290.....	Justin Verlander.....	2018
276.....	Gerrit Cole.....	2018
270.....	Nolan Ryan.....	1987
245.....	Nolan Ryan.....	1982
235.....	Don Wilson.....	1969

Single-Season Hits Allowed

271.....	*Jerry Reuss.....	1973
268.....	Joe Niekro.....	1980
264.....	*Dave A. Roberts.....	1973
263.....	Larry Dierker.....	1970
257.....	Shane Reynolds.....	1998
256.....	Jose Lima.....	1999
253.....	*Bob Knepper.....	1985
251.....	Jose Lima.....	2000
250.....	Shane Reynolds.....	1999
247.....	Chris Holt.....	2000

Single-Season Runs Allowed

152.....	Jose Lima.....	2000
131.....	Chris Holt.....	2000
124.....	Larry Dierker.....	1970
123.....	*Jerry Reuss.....	1973
119.....	*Bob Knepper.....	1985
119.....	Joe Niekro.....	1980
119.....	Don Wilson.....	1969
118.....	*Bob Knepper.....	1987
117.....	Scott Elarton.....	2000
116.....	Brett Myers.....	2011

Single-Season Earned Runs

145.....	Jose Lima.....	2000
123.....	Chris Holt.....	2000
116.....	*Jerry Reuss.....	1973
116.....	Larry Dierker.....	1970
112.....	Brandon Backe.....	2008
110.....	Woody Williams.....	2007
107.....	Brett Myers.....	2011
104.....	*Bob Knepper.....	1987
103.....	Scott Elarton.....	2000
103.....	Larry Dierker.....	1975
103.....	Dave Giusti.....	1967

Single-Season Home Runs

48.....	Jose Lima.....	2000
36.....	Justin Verlander.....	2019
36.....	Brandon Backe.....	2008
35.....	Woody Williams.....	2007
34.....	Jose Lima.....	1998
32.....	Mike Fiers.....	2017
31.....	Brett Myers.....	2011
31.....	Wade Miller.....	2001
31.....	Larry Dierker.....	1970
30.....	Jose Lima.....	1999
30.....	Zack Greinke.....	2021

Single-Season Shutouts

6.....	*Dave A. Roberts.....	1973
5.....	Mike Scott.....	1988
5.....	Mike Scott.....	1986
5.....	*Bob Knepper.....	1986
5.....	Joe Niekro.....	1982
5.....	*Bob Knepper.....	1981
5.....	Joe Niekro.....	1979
5.....	Larry Dierker.....	1972
4.....	Accomplished 11 times.....	

Single-Season Saves

44.....	Jose Valverde.....	2008
44.....	*Billy Wagner.....	2003
42.....	Brad Lidge.....	2005
39.....	*Billy Wagner.....	2001
39.....	*Billy Wagner.....	1999
38.....	Roberto Osuna.....	2019
36.....	Doug Jones.....	1992
35.....	*Billy Wagner.....	2002
34.....	Ken Giles.....	2017
33.....	Ryan Pressly.....	2022
33.....	Dave Smith.....	1986

Single-Season ERA

1.69.....	Nolan Ryan.....	1981
1.75.....	Justin Verlander.....	2022
1.87.....	Roger Clemens.....	2005
2.18.....	*Bob Knepper.....	1981
2.21.....	Danny Darwin.....	1990
2.22.....	*Mike Cuellar.....	1966
2.22.....	Mike Scott.....	1986
2.33.....	Larry Dierker.....	1969
2.39.....	*Andy Pettitte.....	2005
2.45.....	Don Wilson.....	1971

Note: ERA based on one inning pitched times number of games played by club.

* - denotes left-handed pitcher

ASTROS ALL-TIME TOP 10 PITCHING CHARTS: CAREER

Career Appearances

563	Dave Smith	1980-90
464	*Billy Wagner	1995-2003
421	Ken Forsch	1970-80
397	Joe Niekro	1975-85
380	Chad Qualls	2004-15
378	Brad Lidge	2002-07
353	*Joe Sambito	1976-84
345	Larry Dierker	1964-76
309	Will Harris	2015-19
303	Roy Oswalt	2001-10

Career Games Started

320	Larry Dierker	1964-76
301	Joe Niekro	1975-85
291	Roy Oswalt	2001-10
282	Nolan Ryan	1980-88
267	*Bob Knepper	1981-89
259	Mike Scott	1983-91
248	Shane Reynolds	1992-02
245	Don Wilson	1966-74
221	J.R. Richard	1971-81
218	*Wandy Rodriguez	2005-12

Career Complete Games

106	Larry Dierker	1964-76
82	Joe Niekro	1975-85
78	Don Wilson	1966-74
76	J.R. Richard	1971-81
42	Mike Scott	1983-91
41	*Bob Knepper	1981-89
41	Turk Farrell	1962-67
38	Nolan Ryan	1980-88
38	*Mike Cuellar	1965-68
36	Ken Forsch	1970-80

Career Innings Pitched

2294.1	Larry Dierker	1964-76
2270.0	Joe Niekro	1975-85
1932.1	Roy Oswalt	2001-10
1854.2	Nolan Ryan	1980-88
1748.1	Don Wilson	1966-74
1738.0	*Bob Knepper	1981-89
1704.0	Mike Scott	1983-91
1622.1	Shane Reynolds	1992-2002
1606.0	J.R. Richard	1971-81
1493.2	Ken Forsch	1970-80

Career Victories

144	Joe Niekro	1975-85
143	Roy Oswalt	2001-10
137	Larry Dierker	1964-76
110	Mike Scott	1983-91
107	J.R. Richard	1971-81
106	Nolan Ryan	1980-88
104	Don Wilson	1966-74
103	Shane Reynolds	1992-2003
93	*Bob Knepper	1981-89
80	*Wandy Rodriguez	2005-12

Career Defeats

117	Larry Dierker	1964-76
116	Joe Niekro	1975-85
100	*Bob Knepper	1981-89
94	Nolan Ryan	1980-88
92	Don Wilson	1966-74
86	Shane Reynolds	1992-2002
84	*Wandy Rodriguez	2005-12
82	Roy Oswalt	2001-10
81	Ken Forsch	1970-80
81	Mike Scott	1983-91

Career Walks

818	Joe Niekro	1975-85
796	Nolan Ryan	1980-88
770	J.R. Richard	1971-81
695	Larry Dierker	1964-76
640	Don Wilson	1966-74
562	Darryl Kile	1991-97
521	*Bob Knepper	1981-89
505	Mike Scott	1983-91
454	*Wandy Rodriguez	2005-12
446	Roy Oswalt	2001-10

Career Strikeouts

1866	Nolan Ryan	1980-88
1593	Roy Oswalt	2001-10
1493	J.R. Richard	1971-81
1487	Larry Dierker	1964-76
1318	Mike Scott	1983-91
1309	Shane Reynolds	1992-2002
1283	Don Wilson	1966-74
1178	Joe Niekro	1975-85
1093	*Wandy Rodriguez	2005-12
973	Darryl Kile	1991-97

Career Hits Allowed

2090	Larry Dierker	1964-76
2052	Joe Niekro	1975-85
1865	Roy Oswalt	2001-10
1748	*Bob Knepper	1981-89
1738	Shane Reynolds	1992-2002
1479	Don Wilson	1966-74
1444	Mike Scott	1983-91
1441	Nolan Ryan	1980-88
1439	Ken Forsch	1970-80
1295	*Wandy Rodriguez	2005-12

Career Runs Allowed

934	Joe Niekro	1975-85
927	Larry Dierker	1964-76
812	*Bob Knepper	1981-89
785	Shane Reynolds	1992-2002
747	Roy Oswalt	2001-10
739	Nolan Ryan	1980-88
698	Don Wilson	1966-74
694	Mike Scott	1983-91
664	*Wandy Rodriguez	2005-12
625	J.R. Richard	1971-81

Career Earned Runs

837	Larry Dierker	1964-76
811	Joe Niekro	1975-85
712	Shane Reynolds	1992-2002
706	*Bob Knepper	1981-89
696	Roy Oswalt	2001-10
645	Nolan Ryan	1980-88
625	Mike Scott	1983-91
611	Don Wilson	1966-74
587	*Wandy Rodriguez	2005-12
562	J.R. Richard	1971-81

Career Home Runs

177	Larry Dierker	1964-76
171	Shane Reynolds	1992-2002
167	Roy Oswalt	2001-10
148	*Bob Knepper	1981-89
147	*Wandy Rodriguez	2005-12
144	Mike Scott	1983-91
139	Joe Niekro	1975-85
133	Jose Lima	1997-00
119	Don Wilson	1966-74
115	*Dallas Keuchel	2012-18

Career Shutouts

25	Larry Dierker	1964-76
21	Mike Scott	1983-91
21	Joe Niekro	1975-85
20	Don Wilson	1966-74
19	J.R. Richard	1971-81
18	*Bob Knepper	1981-89
13	Nolan Ryan	1980-88
11	*Dave A. Roberts	1972-75
9	Tom Griffin	1969-76
9	Ken Forsch	1970-80

Career Saves

225	*Billy Wagner	1995-2003
199	Dave Smith	1980-90
123	Brad Lidge	2002-07
107	Ryan Pressly	2018-23
76	Fred Gladding	1968-73
72	*Joe Sambito	1976-84
69	Jose Valverde	2008-09
62	Doug Jones	1992-93
61	Ken Giles	2016-18
50	Roberto Osuna	2018-19

Career ERA

3.13	Nolan Ryan	1980-88
3.15	Don Wilson	1966-74
3.15	J.R. Richard	1971-80
3.22	Joe Niekro	1975-85
3.24	Roy Oswalt	2001-10
3.28	Larry Dierker	1964-76
3.30	Mike Scott	1983-91
3.66	*Bob Knepper	1981-89
3.95	Shane Reynolds	1992-2002

ASTROS
FRONT OFFICEASTROS
COACHING STAFFHOUSTON
ASTROSSCOUTING & PLAYER
DEVELOPMENT2023 SEASON
IN REVIEW2024
OPPONENTSHISTORY &
RECORDSSPRING
TRAININGMEDIA
INFORMATIONMINUTE MAID
PARK

BATTLING LEADERS YEAR-BY-YEAR

YEAR	AVG. [^]	HITS	HR	RBI
1962	Mejias .286	Mejias 162	Mejias 24	Mejias 76
1963	Spangler .281	Warwick 134	Bateman 10	Bateman 59
1964	Aspromonte .280	Aspromonte 155	Bond 20	Bond 85
1965	Wynn .275	Morgan 163	Wynn 22	Wynn 73
1966	Jackson .292	Jackson 174	Wynn 18	Bateman 70
1967	Staub .333	Staub 182	Wynn 37	Wynn 107
1968	Staub .291	Staub 172	Wynn 26	Staub 72
1969	Menke .269	Menke 149	Wynn 33	Menke 90
1970	Menke .304	Menke 171	Wynn 27	Menke 92
1971	Watson .288	Cedeno 161	Morgan 13	Cedeno 81
1972	Cedeno .320	Cedeno 179	May 29	May 98
1973	Cedeno .320	Watson 179	May 28	May 105
1974	Gross .314	Gross 185	Cedeno 26	Cedeno 102
1975	Watson .324	Watson 157	Johnson 20	Watson 85
1976	Watson .313	Watson 183	Cedeno 18	Watson 102
1977	Cruz .299	Cabell 176	Watson 22	Watson 110
1978	Cruz .315	Cabell 195	Watson 14	Cruz 83
1979	Cruz .289	Puhl 172	Cruz 9	Cruz 72
1980	Cedeno .309	Cruz 185	Puhl 13	Cruz 91
1981	Howe .296	Cruz 109	Cruz 13	Cruz 55
1982	Knight .294	Knight 179	Garner 13	Garner 83
1983	Cruz .318	Cruz 189	Thon 20	Cruz 92
1984	Cruz .312	Cruz 187	Cruz 12	Cruz 95
1985	Cruz .300	Doran 166	Davis 20	Cruz 79
1986	Bass .311	Bass 184	Davis 31	Davis 101
1987	Hatcher .296	Doran 177	Davis 27	Davis 93
1988	Ramirez .276	Ramirez 156	Davis 30	Davis 99
1989	Davis .269	Davis 156	Davis 34	Davis 89
1990	Biggio .276	Biggio 153	Stubbs 23	Stubbs 71
1991	Biggio .295	Finley 170	Bagwell 15	Bagwell 82
1992	Caminiti .294	Finley 177	Anthony 19	Bagwell 96
1993	Bagwell .320	Biggio 175	Biggio 21	Bagwell 88
1994	Bagwell .368*	Bagwell 147	Bagwell 39	Bagwell 116
1995	Bell .334	Biggio 167	Biggio 22	Bagwell 87
1996	Bagwell .315	Bagwell 179	Bagwell 31	Bagwell 120
1997	Biggio .309	Biggio 191	Bagwell 43	Bagwell 135
1998	Biggio .325	Biggio 210	Alou 38	Alou 124
1999	Everett .325	Biggio 188	Bagwell 42	Bagwell 126
2000	Alou .355	Bagwell 183	Bagwell 47*	Bagwell 132
2001	Alou/Berkman .331	Berkman 191	Bagwell 39	Bagwell 130
2002	Berkman .292	Berkman 169	Berkman 42	Berkman 128
2003	Hidalgo .309	Bagwell 168	Bagwell 39	Bagwell 100
2004	Berkman .316	Biggio 178	Berkman 30	Kent 107
2005	Berkman .293	Taveras 172	Ensberg 36	Ensberg 101
2006	Berkman .315	Berkman 169	Berkman 45	Berkman 136*
2007	Lee .303	Lee 190	Berkman 34	Lee 119
2008	Berkman .312	Tejada 179	Berkman 29	Berkman 106
2009	Tejada .313	Tejada 199	Lee 26	Lee 102
2010	Keppinger .288	Pence 173	Pence 25	Pence 91
2011	Lee .275	Lee 161	Lee 18	Lee 94
2012	Altuve .290	Altuve 167	Maxwell 18	Martinez 55
2013	Altuve .283	Altuve 177	Carter 29	Carter 82
2014	Altuve .341	Altuve 225*	Carter 37	Carter 88
2015	Altuve .313	Altuve 200	Gattis 27	Gattis 88
2016	Altuve .338	Altuve 216	Gattis 32	Altuve/Correa 96
2017	Altuve .346	Altuve 204	Springer 34	Gonzalez 90
2018	Altuve .316	Bregman 170	Bregman 31	Bregman 103
2019	Brantley .311	Brantley 179	Bregman 41	Bregman 112
2020	Brantley .300	Tucker 56	Springer 14	Tucker 42
2021	Gurriel .319	Gurriel 169	Alvarez 33	Alvarez 104
2022	Alvarez .306	Alvarez 158	Alvarez 37	Tucker 107
2023	Tucker .284	Bregman/Tucker 163	Alvarez 31	Tucker 112

*denotes club record, ^-qualifying players only

PITCHING LEADERS YEAR-BY-YEAR

YEAR	WINS	LOSSES	IP	ERA [^]
1962	Bruce/Farrell 10	Farrell 20*	Farrell 241.2	Farrell 3.01
1963	Farrell 14	Johnson 17	Johnson 224.0	Johnson 2.65
1964	Bruce 15	Johnson 16	Johnson 218.0	Bruce 2.76
1965	Farrell 11	Bruce 18	Bruce 229.2	Farrell 3.50
1966	Giusti 15	Giusti 14	Cuellar 227.1	Cuellar 2.22
1967	Cuellar 16	Giusti 15	Cuellar 246.1	Wilson 2.79
1968	Wilson 13	Wilson 16	Giusti 251.0	Cuellar 2.74
1969	Dierker 20	Lemaster 17	Dierker 305.1*	Dierker 2.33
1970	Dierker 16	Griffin 13	Dierker 269.2	Dierker 3.87
1971	Wilson 16	Billingham 16	Wilson 268.0	Wilson 2.45
1972	Dierker/Wilson 15	Reuss 13	Wilson 228.1	Wilson 2.68
1973	Roberts 17	Wilson 16	Reuss 279.1	Roberts 2.85
1974	Griffin 14	Wilson 13	Dierker 223.2	Dierker 2.90
1975	Dierker 14	Dierker 16	Dierker 232.0	Dierker 4.00
1976	Richard 20	Richard 15	Richard 291.0	Richard 2.75
1977	Richard 18	Lemongello 14	Richard 267.0	Richard 2.97
1978	Richard 18	Lemongello/Niekro 14	Richard 275.1	Richard 3.11
1979	Niekro 21	Richard 13	Richard 292.1	Richard 2.71
1980	Niekro 20	Forsch 13	Niekro 256.0	Forsch 3.20
1981	Ryan/Sutton 11	Niekro/Sutton 9	Niekro 166.0	Ryan 1.69*
1982	Niekro 17	Knepper 15	Niekro 270.0	Niekro 2.47
1983	Niekro 15	Niekro 14	Niekro 263.2	Ryan 2.98
1984	Niekro 16	Niekro 12	Niekro 248.1	Niekro 3.04
1985	Scott 18	Knepper 13	Knepper 241.0	Scott 3.29
1986	Scott 18	Knepper 12	Scott 275.1	Scott 2.22
1987	Scott 16	Knepper 17	Scott 247.2	Ryan 2.76
1988	Knepper/Scott 14	Deshaies 13	Ryan 220.0	Scott 2.92
1989	Scott 20	Clancy 14	Scott 229.0	Deshaies 2.91
1990	Darwin/Portugal 11	Gullickson 14	Deshaies 209.1	Darwin 2.21
1991	Harnisch 12	Deshaies, Portugal 12	Harnisch 216.2	Harnisch 2.70
1992	D. Jones 11	Harnisch/Kile 10	Harnisch 206.2	Harnisch 3.70
1993	Portugal 18	Drabek 18	Drabek 237.2	Portugal 2.77
1994	Drabek 12	Swindell 9	Drabek 164.2	Drabek 2.84
1995	Drabek 10	Kile 12	Reynolds 189.1	Hampton 3.35
	Reynolds 10			
	Swindell 10			
1996	Reynolds 16	Kile 11	Reynolds 239.0	Reynolds 3.65
1997	Kile 19	Holt 12	Kile 255.2	Kile 2.57
1998	Reynolds 19	Bergman 9	Lima/Reynolds 233.1	Hampton 3.36
1999	Hampton 22*	Reynolds 14	Lima 246.1	Hampton 2.90
2000	Elarton 17	Holt/Lima 16	Holt 207.0	Elarton 4.81
2001	Miller 16	Reynolds 11	Miller 212.0	Miller 3.40
2002	Oswalt 19	Mlicki 10	Oswalt 233.0	Oswalt 3.01
2003	Robertson 15	Redding 14	Miller 187.1	Redding 3.68
2004	Oswalt 20	Oswalt 10	Oswalt 237.0	Clemens 2.98
2005	Oswalt 20	Oswalt 12	Oswalt 241.2	Clemens 1.87
2006	Oswalt 15	Pettitte 13	Oswalt 220.2	Oswalt 2.98
2007	Oswalt 14	Williams 15	Oswalt 212.0	Oswalt 3.18
2008	Oswalt 17	Backe 14	Oswalt 208.2	Oswalt 3.54
2009	Rodriguez 14	Moehler/Rodriguez 12	Rodriguez 205.2	Rodriguez 3.02
2010	Myers 14	Oswalt/Rodriguez 12	Myers 223.2	Myers 3.14
2011	Rodriguez 11	Happ 15	Myers 216.0	Rodriguez 3.49
2012	Harrell 11	Norris 13	Harrell 193.2	Harrell 3.76
2013	Lyles 7	Harrell 17	Harrell/Keuchel 153.2	N/A --
2014	Keuchel 12	Oberholtzer 13	Keuchel 200.0	Keuchel 2.93
2015	Keuchel 20	Keuchel 8	Keuchel 232.0	Keuchel 2.48
2016	McHugh 13	Fister 13	McHugh 184.2	McHugh 4.34
2017	Keuchel/Morton 14	Fiers 10	Fiers 153.1	N/A --
2018	Verlander 16	Keuchel 11	Verlander 214.0	Verlander 2.52
2019	Verlander 21	Valdez 7	Verlander 223.0	Cole 2.50
2020	Javier/Valdez 5	Multiple Players 3	Valdez 70.2	Valdez 3.57
2021	McCullers Jr. 13	Garcia 8	Greinke 171.0	McCullers Jr. 3.16
2022	Verlander 18	Javier 9	Valdez 201.1	Verlander 1.75
2023	Valdez 12	Brown 13	Valdez 198.0	Valdez 3.45

*denotes club record, ^-qualifying players only

ASTROS
FRONT OFFICE

ASTROS
COACHING STAFF

HOUSTON
ASTROS

SCOUTING & PLAYER
DEVELOPMENT

2023 SEASON
IN REVIEW

2024
OPPONENTS

HISTORY &
RECORDS

SPRING
TRAINING

MEDIA
INFORMATION

MINUTE MAID
PARK

TEAM BATTING YEAR-BY-YEAR

Year	AVG.	AB	R	H	2B	3B	HR	RBI	S-SF	BB-I	SO	SB-CS	E
1962	.248	5558	592	1370	170	47	105	549	75-34	493-37	805	42-30	173
1963	.220	5384	464	1184	170	39	62	420	86-27	456-39	938	39-30	162
1964	.229	5303	495	1214	162	41	70	452	87-39	381-44	872	40-48	149
1965	.237	5483	569	1299	188	42	97	523	57-34	502-46	877	90-37	166
1966	.255	5511	612	1405	203	35	112	570	97-37	491-61	885	90-47	174
1967	.249	5506	626	1372	259	46	93	581	65-43	537-88	934	88-38	159
1968	.231	5336	510	1233	205	28	66	473	97-34	479-81	988	44-51	156
1969	.240	5348	676	1284	208	40	104	618	68-40	699-70	972	101-58	153
1970	.259	5574	744	1446	250	47	129	694	63-43	598-81	911	114-41	140
1971	.240	5492	585	1319	230	52	71	547	65-41	481-40	888	101-51	106
1972	.258	5268	708	1360	233	38	134	661	62-51	525-67	915	109-47	117
1973	.251	5532	681	1391	216	35	134	634	83-36	469-72	662	92-47	116
1974	.263	5489	653	1441	222	41	110	603	83-48	471-49	864	108-65	113
1975	.254	5515	664	1401	218	54	84	606	97-44	523-71	762	133-62	137
1976	.256	5464	625	1401	195	50	66	571	57-39	530-54	719	150-57	140
1977	.254	5530	680	1405	263	60	114	638	76-39	515-60	839	187-72	142
1978	.256	5458	603	1408	231	45	70	557	76-44	434-67	734	178-59	133
1979	.256	5394	583	1382	224	52	49	542	109-43	461-75	745	190-95	138
1980	.261	5566	637	1455	231	67	75	599	89-45	540-73	755	194-74	140
1981	.257	3693	394	984	160	35	45	369	79-35	340-49	488	81-43	87
1982	.247	5440	569	1342	236	48	74	533	68-46	435-67	830	140-61	136
1983	.257	5502	643	1412	239	60	97	615	81-54	517-71	869	164-95	147
1984	.264	5548	693	1465	222	67	79	640	87-55	494-57	837	105-61	133
1985	.261	5582	706	1457	261	42	121	666	66-44	477-63	873	96-56	159
1986	.255	5441	654	1388	244	32	125	613	53-41	536-78	916	163-75	130
1987	.253	5485	648	1386	238	28	122	603	58-50	526-52	936	162-46	116
1988	.244	5494	617	1338	239	31	96	575	77-44	474-67	840	198-71	138
1989	.239	5516	647	1316	239	28	97	598	83-44	530-62	860	144-62	142
1990	.242	5379	573	1301	209	32	94	536	79-41	548-64	997	179-83	131
1991	.244	5504	605	1345	240	43	79	570	63-43	502-45	1027	125-68	161
1992	.246	5480	608	1350	255	38	96	582	88-40	506-65	1025	139-54	114
1993	.267	5464	716	1459	288	37	138	656	82-47	497-58	911	103-60	126
1994	.278	3955	602	1099	252	25	120	573	73-35	394-58	718	124-44	76
1995	.275	5097	747	1403	260	22	109	694	78-47	556-58	992	176-60	121
1996	.262	5508	753	1445	297	29	129	703	68-55	554-64	1057	180-63	138
1997	.259	5502	777	1427	314	40	133	720	74-53	633-63	1085	171-74	131
1998	.280	5641	874	1578	326	28	166	818	58-49	621-52	1122	155-51	108
1999	.267	5485	823	1463	293	23	168	784	79-58	728-57	1138	166-75	106
2000	.278	5570	938	1547	289	36	249	900	57-61	673-57	1129	114-52	133
2001	.271	5528	847	1500	313	29	208	805	71-56	581-52	1119	64-49	110
2002	.262	5503	749	1441	291	32	167	719	64-37	589-57	1120	71-27	83
2003	.263	5583	805	1466	308	30	191	763	61-38	557-44	1021	66-30	95
2004	.267	5468	803	1458	294	36	187	756	98-52	590-54	999	89-30	128
2005	.256	5462	693	1400	281	32	161	654	82-42	481-43	1037	115-44	89
2006	.255	5521	735	1407	275	27	174	708	100-46	585-54	1076	79-36	80
2007	.260	5605	723	1457	293	30	167	700	77-40	547-40	1043	65-33	103
2008	.263	5451	712	1432	284	22	167	684	57-41	449-42	1051	114-52	67
2009	.260	5436	643	1415	270	32	142	616	66-45	448-37	990	113-44	78
2010	.247	5452	611	1348	252	25	108	577	75-29	415-27	1025	100-36	103
2011	.258	5598	615	1442	309	28	95	579	66-37	401-34	1164	118-33	116
2012	.236	5407	583	1276	238	28	146	545	54-30	463-19	1365	105-46	118
2013	.240	5457	610	1307	266	16	148	566	46-38	426-17	1535	110-61	125
2014	.242	5447	629	1317	240	19	163	596	36-58	495-27	1442	122-37	106
2015	.250	5459	729	1363	278	26	230	691	28-43	486-22	1392	121-48	85
2016	.247	5545	724	1367	291	29	198	689	27-31	554-31	1452	102-44	77
2017	.282	5611	896	1581	346	20	238	854	11-61	509-27	1087	98-42	99
2018	.255	5453	797	1390	278	18	205	763	14-45	565-19	1197	71-26	63
2019	.274	5613	920	1538	323	28	288	891	10-57	645-17	1166	67-27	71
2020	.240	1992	279	487	103	12	69	268	19-13	192-5	440	22-11	20
2021	.267	5593	863	1496	299	14	221	934	63-54	569-25	1222	53-16	69
2022	.248	5409	737	1341	284	13	214	715	51-42	528-18	1179	83-22	72
2023	..259	5567	827	1441	280	22	222	799	54-40	550-17	1241	107-32	81

TEAM PITCHING YEAR-BY-YEAR

Year	W-L	ERA	G	GS	CG	SHO	SV	IP	H	R	ER	HR	HB	BB-I	SO	ASTROS FRONT OFFICE
1962	64-96	3.83	160	160	34	9	NA	1453.2	1446	717	618	113	37	471-19	1047	ASTROS FRONT OFFICE
1963	66-96	3.44	162	162	36	16	NA	1450.1	1341	640	554	95	35	378-23	937	ASTROS FRONT OFFICE
1964	66-96	3.41	162	162	30	9	29	1428.0	1421	628	541	105	28	353-53	852	ASTROS FRONT OFFICE
1965	65-97	3.84	162	162	29	7	20	1461.1	1459	711	624	123	40	388-68	931	ASTROS FRONT OFFICE
1966	72-90	3.76	162	162	34	13	21	1443.2	1468	695	603	130	34	391-44	929	ASTROS FRONT OFFICE
1967	69-93	4.03	162	162	35	8	17	1445.2	1444	742	647	120	43	485-47	1060	ASTROS FRONT OFFICE
1968	72-90	3.26	162	162	50	12	17	1447.0	1362	588	524	68	36	479-85	1021	ASTROS FRONT OFFICE
1969	81-81	3.60	162	162	52	11	34	1436.0	1347	668	574	111	35	547-65	1221	ASTROS FRONT OFFICE
1970	79-83	4.23	162	162	36	6	35	1456.0	1491	763	685	131	41	577-45	942	ASTROS FRONT OFFICE
1971	79-83	3.13	162	162	43	10	25	1471.1	1318	567	512	75	60	476-51	914	ASTROS FRONT OFFICE
1972	84-69	3.78	153	153	38	14	31	1358.0	1339	639	581	114	38	498-31	972	ASTROS FRONT OFFICE
1973	82-80	3.78	162	162	45	14	25	1460.2	1389	672	662	111	29	575-64	907	ASTROS FRONT OFFICE
1974	81-81	3.46	162	162	36	18	18	1450.2	1396	632	558	84	37	601-56	738	ASTROS FRONT OFFICE
1975	64-97	4.03	161	161	39	6	25	1458.0	1436	711	653	106	38	679-43	839	ASTROS FRONT OFFICE
1976	80-82	3.56	162	162	42	17	29	1444.1	1349	657	571	82	25	662-43	780	ASTROS FRONT OFFICE
1977	81-81	3.54	162	162	37	11	28	1465.2	1384	650	576	110	25	545-33	871	ASTROS FRONT OFFICE
1978	74-88	3.63	162	162	48	17	23	1440.1	1328	634	581	86	31	578-54	930	ASTROS FRONT OFFICE
1979	89-73	3.19	162	162	55	19	31	1447.2	1278	582	514	90	24	504-24	854	ASTROS FRONT OFFICE
1980	93-70	3.10	163	163	31	18	41	1482.2	1367	589	511	69	25	466-26	929	ASTROS FRONT OFFICE
1981	61-49	2.66	110	110	25	19	25	990.0	842	331	293	40	11	300-24	610	ASTROS FRONT OFFICE
1982	77-85	3.42	162	162	37	16	31	1446.2	1338	620	549	87	33	479-40	899	ASTROS FRONT OFFICE
1983	85-77	3.45	162	162	22	14	48	1466.1	1276	646	562	94	27	570-49	904	ASTROS FRONT OFFICE
1984	80-82	3.32	162	162	24	13	29	1449.1	1350	630	534	91	17	502-58	950	ASTROS FRONT OFFICE
1985	83-79	3.66	162	162	17	9	42	1458.0	1393	691	593	119	25	543-50	909	ASTROS FRONT OFFICE
1986	96-66	3.15	162	162	18	19	51	1456.1	1203	569	509	116	23	523-60	1160	ASTROS FRONT OFFICE
1987	76-86	3.84	162	162	13	13	33	1441.1	1363	678	615	141	26	525-61	1137	ASTROS FRONT OFFICE
1988	82-80	3.41	162	162	21	15	40	1474.2	1339	631	558	123	37	478-73	1049	ASTROS FRONT OFFICE
1989	86-76	3.64	162	162	19	12	38	1479.1	1379	669	599	105	25	551-94	965	ASTROS FRONT OFFICE
1990	75-87	3.61	162	162	12	6	37	1450.0	1396	656	581	130	38	496-74	854	ASTROS FRONT OFFICE
1991	65-97	4.00	162	162	7	13	36	1453.0	1347	717	646	129	29	651-62	1033	ASTROS FRONT OFFICE
1992	81-81	3.72	162	162	5	12	45	1459.1	1386	668	603	114	38	539-60	978	ASTROS FRONT OFFICE
1993	85-77	3.49	162	162	18	14	43	1441.1	1363	630	559	117	41	476-52	1056	ASTROS FRONT OFFICE
1994	66-49	3.97	115	115	9	6	29	1029.2	1043	503	454	102	34	367-34	739	ASTROS FRONT OFFICE
1995	76-68	4.06	144	144	6	8	32	1320.1	1357	674	596	118	50	460-52	1056	ASTROS FRONT OFFICE
1996	82-80	4.37	162	162	13	4	35	1447.0	1541	792	702	154	70	539-60	1163	ASTROS FRONT OFFICE
1997	84-78	3.66	162	162	16	12	37	1459.0	1379	660	594	134	52	511-25	1138	ASTROS FRONT OFFICE
1998	102-60	3.50	162	162	12	11	44	1471.1	1435	620	572	147	42	465-25	1187	ASTROS FRONT OFFICE
1999	97-65	3.83	162	162	12	8	48	1458.2	1485	675	620	128	40	478-17	1204	ASTROS FRONT OFFICE
2000	72-90	5.42	162	162	8	2	30	1437.2	1596	944	865	234	60	598-25	1064	ASTROS FRONT OFFICE
2001	93-69	4.37	162	162	7	6	48	1454.2	1453	769	707	221	70	486-22	1228	ASTROS FRONT OFFICE
2002	84-78	4.00	162	162	2	11	43	1445.0	1423	695	643	151	55	546-78	1219	ASTROS FRONT OFFICE
2003	87-75	3.86	162	162	1	5	50	1450.0	1350	677	622	161	74	565-53	1139	ASTROS FRONT OFFICE
2004	92-70	4.05	162	162	2	13	47	1443.0	1416	698	650	174	68	525-61	1282	ASTROS FRONT OFFICE
2005	89-73	3.51	163	163	6	11	45	1443.0	1336	609	563	155	59	440-29	1164	ASTROS FRONT OFFICE
2006	82-80	4.08	162	162	5	12	42	1468.2	1425	719	666	182	54	480-65	1160	ASTROS FRONT OFFICE
2007	73-89	4.68	162	162	2	6	38	1464.2	1566	813	761	206	63	510-62	1109	ASTROS FRONT OFFICE
2008	86-75	4.36	161	161	4	13	48	1425.1	1453	743	691	197	50	492-53	1095	ASTROS FRONT OFFICE
2009	74-88	4.54	162	162	5	10	39	1430.0	1521	770	722	176	50	546-56	1144	ASTROS FRONT OFFICE
2010	76-86	4.09	162	162	4	11	45	1439.1	1446	729	654	140	40	548-39	1210	ASTROS FRONT OFFICE
2011	56-106	4.51	162	162	2	6	25	1435.0	1477	796	719	188	53	560-59	1191	ASTROS FRONT OFFICE
2012	55-107	4.56	162	162	3	2	31	1423.1	1493	794	721	173	48	540-40	1170	ASTROS FRONT OFFICE
2013	51-111	4.79	162	162	2	1	32	1440.0	1530	848	766	191	56	616-32	1084	ASTROS FRONT OFFICE
2014	70-92	4.11	162	162	7	3	31	1438.2	1437	723	657	139	52	484-32	1137	ASTROS FRONT OFFICE
2015	86-76	3.57	162	162	5	13	39	1441.0	1308	618	572	148	43	423-17	1280	ASTROS FRONT OFFICE
2016	84-78	4.06	162	162	2	8	44	1468.0	1441	701	663	181	39	453-19	1396	ASTROS FRONT OFFICE
2017	101-61	4.12	162	162	1	9	45	1446.0	1314	700	662	192	70	522-17	1593	ASTROS FRONT OFFICE
2018	103-59	3.11	162	162	3	12	46	1455.0	1164	534	503	152	66	435-4	1687	ASTROS FRONT OFFICE
2019	107-55	3.66	162	162	2	14	47	1462.1	1205	640	595	230	41	448-0	1671	ASTROS FRONT OFFICE
2020	29-31	4.31	60	60	0	0	16	524.0	472	275	251	70	29	217-7	526	ASTROS FRONT OFFICE
2021	95-67	3.78	162	162	2	8	34	1445.0	1231	658	607	187	70	549-12	1456	ASTROS FRONT OFFICE
2022	106-56	2.90	162	162	3	18	53	1445.1	1121	518	465	134	60	458-6	1524	ASTROS FRONT OFFICE
2023	90-72	3.94	162	162	2	2	42	1445.1	1312	698	632	201	75	537-6	1460	ASTROS FRONT OFFICE

HITTING STREAKS YEAR-BY-YEAR

1962	Roman Mejias 16.
1963	Al Spangler 14.
1964	Walt Bond, Jerry Grote and Bob Aspromonte 11.
1965	Bob Aspromonte, Rusty Staub (twice) and Jimmy Wynn 12.
1966	Rusty Staub 17; Sonny Jackson 15.
1967	Rusty Staub 20.
1968	Jim Wynn 16.
1969	Denis Menke 14.
1970	Doug Rader 17.
1971	Joe Morgan 16.
1972	Cesar Cedeno 14.
1973	Lee May 21; Bob Watson 19.
1974	Cesar Cedeno 13.
1975	Bob Watson 13.
1976	Cesar Cedeno 19.
1977	Cesar Cedeno 22; Terry Puhl 17.
1978	Terry Puhl 18; Bob Watson 17.
1979	Enos Cabell, Jose Cruz and Craig Reynolds 15.
1980	Cesar Cedeno, Enos Cabell and Joe Morgan 11.
1981	Art Howe 23.
1982	Dickie Thon 21; Ray Knight 16.
1983	Jose Cruz 19.
1984	Bill Doran 15.
1985	Jose Cruz, Jerry Mumfhey and Denny Walling 12.
1986	Kevin Bass 20; Billy Hatcher 15.
1987	Billy Hatcher 16.
1988	Rafael Ramirez and Gerald Young 12.
1989	Craig Biggio 12.
1990	Craig Biggio 10.
1991	Jeff Bagwell 13.
1992	Ken Caminiti 12.
1993	Jeff Bagwell and Luis Gonzalez 14.
1994	Jeff Bagwell 18.
1995	Jeff Bagwell, Brian Hunter and Tony Eusebio 12.
1996	Jeff Bagwell 14.
1997	Luis Gonzalez 23.
1998	Derek Bell 14.
2000	Tony Eusebio 24; Jeff Bagwell 18; Craig Biggio 16; Richard Hidalgo 15.
2001	Moises Alou 23, Lance Berkman 21, Craig Biggio 18.
2002	Jeff Bagwell 15, Daryle Ward 15.
2003	Lance Berkman 18, Geoff Blum 16.
2004	Jeff Kent 25.
2005	Lance Berkman, Chris Burke, and Morgan Ensberg 11.
2006	Willy Taveras 30*.
2007	Mark Loretta 15.
2008	Lance Berkman 17; Hunter Pence 16; Ty Wigginton 15.
2009	Miguel Tejada 21; Miguel Tejada 17.
2010	Chris Johnson 14; Hunter Pence 14.
2011	Hunter Pence 23; Hunter Pence 15.
2012	Justin Maxwell 10.
2013	Robbie Grossman 14.
2014	Jose Altuve 14.
2015	Jose Altuve and George Springer 14.
2016	Carlos Correa and Marwin Gonzalez 13.
2017	Jose Altuve 19; Carlos Correa 15.
2018	Yuli Gurriel 13 (twice).
2019	Michael Brantley 19; Yuli Gurriel 18; Carlos Correa 16.
2020	George Springer 12
2021	Jose Altuve 17.
2022	Kyle Tucker 17; Kyle Tucker 15.
2023	Mauricio Dubón 20

*Franchise Record

TOP ALL-TIME HITTING STREAKS

Willy Taveras	30-2006
Jeff Kent	25-2004
Tony Eusebio	24-2000
Hunter Pence	23-2011
Moises Alou	23-2001
Luis Gonzalez	23-1997
Art Howe	23-1981
Cesar Cedeno	22-1977
Miguel Tejada	21-2009
Lance Berkman	21-2001
Dickie Thon	21-1982
Lee May	21-1973
Mauricio Dubón	20-2023
Kevin Bass	20-1986
Rusty Staub	20-1967

DOUBLE-DIGIT ROOKIE HOMERS

1.	Yordan Alvarez	27	2019
2.	Yainer Diaz	23	2023
3.	Jeremy Peña	22	2022
	Carlos Correa	22	2015
4.	Lance Berkman	21	2000
5.	George Springer	20	2014
	Glenn Davis	20	1985
6.	Yuli Gurriel	18	2017
7.	Hunter Pence	17	2007
8.	Jeff Bagwell	15	1991
9.	Chas McCormick	14	2021
	Jon Singleton	14	2014
	Mitch Meluskey	14	2000
	Joe Morgan	14	1965
12.	Preston Tucker	13	2015
	Luis Gonzalez	13	1991
14.	Bob Aspromonte	12	1962
15.	Chris Johnson	11	2010
	Chris Truby	11	2000
17.	Luke Scott	10	2006
	Julio Lugo	10	2000
	Cliff Johnson	10	1974
	John Bateman	10	1963

30 HOME RUNS • 100 RBI • 100 RUNS SCORED • .300 HITTERS

30 HOME RUN SEASONS

1.	Jimmy Wynn	37	1967
2.	Jimmy Wynn	33	1969
3.	Glenn Davis	31	1986
4.	Glenn Davis	30	1988
5.	Glenn Davis	34	1989
6.	Jeff Bagwell	39	1994
7.	Jeff Bagwell	31	1996
8.	Jeff Bagwell	43	1997
9.	Moises Alou	38	1998
10.	Jeff Bagwell	34	1998
11.	Jeff Bagwell	42	1999
12.	Jeff Bagwell	47	2000
13.	Richard Hidalgo	44	2000
14.	Jeff Bagwell	39	2001
15.	Lance Berkman	34	2001
16.	Lance Berkman	42	2002
17.	Jeff Bagwell	31	2002
18.	Jeff Bagwell	39	2003
19.	Moises Alou	30	2001
20.	Lance Berkman	30	2004
21.	Morgan Ensberg	36	2005
22.	Lance Berkman	45	2006
23.	Lance Berkman	34	2007
24.	Carlos Lee	32	2007
25.	Chris Carter	37	2014
26.	Evan Gattis	32	2016
27.	George Springer	34	2017
28.	Alex Bregman	31	2018
29.	Jose Altuve	31	2019
30.	Alex Bregman	41	2019
31.	Yuli Gurriel	31	2019
32.	George Springer	39	2019
33.	Yordan Alvarez	33	2021
34.	Jose Altuve	31	2021
35.	Kyle Tucker	20	2021
36.	Yordan Alvarez	37	2022
37.	Kyle Tucker	30	2022
38.	Yordan Alvarez	31	2023

100 RBI SEASONS

1.	Jimmy Wynn	107	1967
2.	Lee May	105	1973
3.	Cesar Cedeno	102	1974
4.	Bob Watson	102	1976
5.	Bob Watson	110	1977
6.	Glenn Davis	101	1986
7.	Jeff Bagwell	116	1994
8.	Jeff Bagwell	120	1996
9.	Derek Bell	113	1996
10.	Jeff Bagwell	135	1997
11.	Moises Alou	124	1998
12.	Jeff Bagwell	111	1998
13.	Derek Bell	108	1998
14.	Jeff Bagwell	126	1999
15.	Carl Everett	108	1999
16.	Jeff Bagwell	132	2000
17.	Richard Hidalgo	122	2000
18.	Moises Alou	114	2000
19.	Jeff Bagwell	130	2001
20.	Lance Berkman	126	2001
21.	Moises Alou	108	2001
22.	Lance Berkman	128	2002
23.	Jeff Bagwell	100	2003
24.	Jeff Kent	107	2004
25.	Lance Berkman	106	2004
26.	Morgan Ensberg	101	2005
27.	Lance Berkman	136	2006
28.	Carlos Lee	119	2007

The lists below include all instances in Houston franchise history in which a player has recorded 30 home runs, 100 RBI, 100 runs scored, or a .300 average (qualifiers only) in one season.

29.	Lance Berkman	102	2007
30.	Lance Berkman	106	2008
31.	Carlos Lee	100	2008
32.	Carlos Lee	102	2009
33.	Alex Bregman	103	2018
34.	Alex Bregman	112	2019
35.	Yuli Gurriel	104	2019
36.	Yordan Alvarez	104	2021
37.	Kyle Tucker	107	2022
38.	Kyle Tucker	112	2023

.300 AVERAGE SEASONS

1.	Rusty Staub	333	1967
2.	Denis Menke	304	1970
3.	Cesar Cedeno	320	1972
4.	Bob Watson	312	1972
5.	Cesar Cedeno	320	1973
6.	Bob Watson	312	1973
7.	Greg Gross	314	1974
8.	Bob Watson	324	1975
9.	Bob Watson	313	1976
10.	Jose Cruz	315	1978
11.	Cesar Cedeno	309	1980
12.	Jose Cruz	302	1980
13.	Jose Cruz	318	1983
14.	Ray Knight	304	1983
15.	Jose Cruz	312	1984
16.	Terry Puhl	301	1984
17.	Jose Cruz	300	1985
18.	Kevin Bass	311	1986
19.	Jeff Bagwell	320	1993
20.	Luis Gonzalez	300	1993
21.	Jeff Bagwell	368	1994
22.	Craig Biggio	318	1994
23.	Derek Bell	334	1995
24.	Craig Biggio	302	1995
25.	Jeff Bagwell	315	1996
26.	Craig Biggio	309	1997
27.	Craig Biggio	325	1998
28.	Derek Bell	314	1998
29.	Moises Alou	312	1998
30.	Jeff Bagwell	304	1998
31.	Carl Everett	325	1999
32.	Jeff Bagwell	304	1999
33.	Moises Alou	355	2000
34.	Richard Hidalgo	314	2000
35.	Jeff Bagwell	310	2000
36.	Moises Alou	331	2001
37.	Lance Berkman	331	2001
38.	Richard Hidalgo	309	2003
39.	Lance Berkman	316	2004
40.	Lance Berkman	315	2006
41.	Carlos Lee	303	2007
42.	Lance Berkman	312	2008
43.	Miguel Tejada	313	2009
44.	Carlos Lee	300	2009
45.	Jose Altuve	341	2014
46.	Jose Altuve	313	2015
47.	Jose Altuve	338	2016
48.	Jose Altuve	346	2017
49.	Josh Reddick	314	2017
50.	Marwin Gonzalez	303	2017
51.	Jose Altuve	316	2018
52.	Michael Brantley	311	2019
53.	Michael Brantley	300	2020
54.	Yuli Gurriel	319	2021
55.	Michael Brantley	311	2021
56.	Yordan Alvarez	306	2022
57.	Jose Altuve	300	2022

100 RUNS SCORED SEASONS

1.	Joe Morgan	100	1965
2.	Jimmy Wynn	102	1967
3.	Jimmy Wynn	113	1969
4.	Joe Morgan	102	1970
5.	Jimmy Wynn	117	1972
6.	Cesar Cedeno	103	1972
7.	Enos Cabell	101	1977
8.	Jeff Bagwell	104	1994
9.	Craig Biggio	123	1995
10.	Craig Biggio	113	1996
11.	Jeff Bagwell	111	1996
12.	Craig Biggio	146	1997
13.	Jeff Bagwell	109	1997
14.	Jeff Bagwell	124	1998
15.	Craig Biggio	123	1998
16.	Derek Bell	111	1998
17.	Moises Alou	104	1998
18.	Jeff Bagwell	143	1999
19.	Craig Biggio	123	1999
20.	Jeff Bagwell	152	2000
21.	Richard Hidalgo	118	2000
22.	Jeff Bagwell	126	2001
23.	Lance Berkman	110	2001
24.	Craig Biggio	118	2001
25.	Lance Berkman	106	2002
26.	Lance Berkman	110	2003
27.	Jeff Bagwell	109	2003
28.	Craig Biggio	102	2003
29.	Jeff Bagwell	104	2004
30.	Lance Berkman	104	2004
31.	Craig Biggio	100	2004
32.	Lance Berkman	114	2008
33.	George Springer	116	2016
34.	Jose Altuve	108	2016
35.	Jose Altuve	112	2017
36.	George Springer	112	2017
37.	Alex Bregman	105	2018
38.	George Springer	102	2018
39.	Alex Bregman	122	2019
40.	Jose Altuve	117	2021
41.	Carlos Correa	104	2021
42.	Jose Altuve	103	2022
43.	Alex Bregman	103	2023

ELITE COMPANY

Jeff Bagwell hit 43 home runs and stole 31 bases in 1997. He also hit 42 HR with 30 SB in 1999. Bagwell joins Barry Bonds as the only two players in Major League history to record as many as two 40HR/30SB seasons. Bagwell is also the only first baseman in Major League history with a "30-30" season, thanks to his efforts in 1997 and 1999.

MOST VALUABLE PLAYER · CY YOUNG · ROOKIE OF THE YEAR

Jose Altuve (AL) and **Jeff Bagwell** (NL) are the only players in franchise history to win Most Valuable Player awards. **Bagwell**, **Carlos Correa** (AL) and **Yordan Alvarez** (AL) are the only players in club history who have captured the Jackie Robinson Rookie of the Year award. Astros pitchers have captured the Cy Young Award five times, **Justin Verlander** in 2019 (AL) and 2022 (AL), **Dallas Keuchel** in 2015 (AL), **Roger Clemens** in 2004 (NL) and **Mike Scott** in 1986 (NL). Listed below are all Astros who finished in the top 10 of the MVP voting or received consideration in one year for the circuit's Cy Young and Rookie of the Year honors.

CY YOUNG AWARD

J.R. Richard	1976	7th
J.R. Richard	1978	5th
Joe Niekro	1979	2nd
J.R. Richard	1979	3rd
Joe Niekro	1980	4th
Joe Sambito	1980	T-5th
Nolan Ryan	1981	4th
Nolan Ryan	1983	9th
Mike Scott	1986	1st
Nolan Ryan	1987	T-5th
Mike Scott	1987	7th
Mike Scott	1989	2nd
Mark Portugal	1993	T-6th
Doug Drabek	1994	T-4th
Shane Reynolds	1996	T-9th
Darryl Kile	1997	5th
Mike Hampton	1999	2nd
Jose Lima	1999	T-4th
Bill Wagner	1999	T-4th
Roy Oswalt	2001	5th
Roy Oswalt	2002	T-4th
Roger Clemens	2004	1st
Roy Oswalt	2004	3rd
Brad Lidge	2004	T-8th
Roger Clemens	2005	3rd
Roy Oswalt	2005	4th
Andy Pettitte	2005	T-5th
Roy Oswalt	2006	4th
Brett Myers	2010	T-10th
Dallas Keuchel	2015	1st
Collin McHugh	2015	8th
Justin Verlander	2017	5th
Justin Verlander	2018	2nd
Gerrit Cole	2018	5th
Gerrit Cole	2019	2nd
Justin Verlander	2019	1st
Lance McCullers Jr.	2021	7th
Justin Verlander	2022	1st
Framber Valdez	2022	5th
Framber Valdez	2023	9th

MOST VALUABLE PLAYER

Cesar Cedeno	1972	6th
Lee May	1972	9th
Joe Niekro	1979	6th
Jose Cruz	1980	3rd
Jose Cruz	1983	6th
Dickie Thon	1983	7th
Jose Cruz	1984	8th
Glenn Davis	1986	2nd
Kevin Bass	1986	7th
Mike Scott	1986	10th
Glenn Davis	1988	8th
Glenn Davis	1989	7th
Jeff Bagwell	1994	1st
Craig Biggio	1995	10th
Jeff Bagwell	1996	9th
Jeff Bagwell	1997	3rd
Craig Biggio	1997	4th
Moises Alou	1998	3rd
Craig Biggio	1998	5th
Jeff Bagwell	1999	2nd
Jeff Bagwell	2000	7th
Lance Berkman	2001	5th
Jeff Bagwell	2001	7th
Lance Berkman	2002	3rd
Lance Berkman	2004	7th
Roger Clemens	2004	8th
Morgan Ensberg	2005	4th
Lance Berkman	2006	3rd
Lance Berkman	2008	5th
Dallas Keuchel	2015	5th
Jose Altuve	2015	10th
Jose Altuve	2016	3rd
Jose Altuve	2017	1st
Alex Bregman	2018	5th
Justin Verlander	2018	10th
Alex Bregman	2019	2nd
George Springer	2019	7th
Gerrit Cole	2019	10th
Carlos Correa	2021	5th
Yordan Alvarez	2022	3rd
Jose Altuve	2022	5th
Justin Verlander	2022	10th
Kyle Tucker	2023	5th

ROOKIE OF THE YEAR

Joe Morgan	1965	2nd
Sonny Jackson	1966	2nd
Cesar Cedeno	1970	4th
Greg Gross	1974	2nd
Floyd Bannister	1977	4th
Jeffrey Leonard	1979	2nd
Dave Smith	1980	5th
Bill Doran	1983	5th
Frank DiPino	1983	6th
Glenn Davis	1985	5th
Charlie Kerfeld	1986	4th
Jim Deshaies	1986	T-7th
Gerald Young	1987	5th
Jeff Bagwell	1991	1st
Brian Williams	1992	T-7th
John Hudek	1994	2nd
Brian Hunter	1995	T-7th
Mitch Meluskey	2000	5th
Lance Berkman	2000	T-6th
Roy Oswalt	2001	2nd
Brad Lidge	2003	T-5th
Jerome Robertson	2003	7th
Willy Taveras	2005	2nd
Hunter Pence	2007	3rd
Collin McHugh	2014	4th
George Springer	2014	8th
Carlos Correa	2015	1st
Chris Devenski	2016	4th
Yuli Gurriel	2017	4th
Yordan Alvarez	2019	1st
Cristian Javier	2020	3rd
Luis Garcia	2021	2nd
Jeremy Peña	2022	5th
Yainer Diaz	2023	5th

PINCH-HIT HOME RUNS · WALKOFF HOME RUNS LEADOFF HOME RUNS · CYCLES · GRAND SLAMS

The following charts include the Houston franchise's career leaders in the pinch-hit HR, walk-off HR, leadoff HR, cycles, and grand slams. Craig Biggio is the NL career leader in leadoff home runs with 53 (2nd all-time).

CAREER PINCH-HIT HOME RUNS

Cliff Johnson.....	9
Mike Lamb.....	6
Denny Walling.....	6
Morgan Ensberg.....	5
Jason Lane.....	5
Orlando Merced.....	5
Daryle Ward.....	5
Kevin Bass.....	4
Tony Eusebio.....	4

CAREER WALK-OFF HOME RUNS

Jose Cruz.....	6
Carlos Lee.....	4
9 players.....	3

CAREER GRAND SLAMS

Carlos Lee.....	7
Bob Aspromonte.....	6
Jeff Bagwell.....	6
Jose Altuve.....	6
Lance Berkman.....	5
Yuli Gurriel.....	5
George Springer.....	5
Bob Watson.....	5

CAREER LEAD-OFF HOME RUNS

Craig Biggio.....	53
George Springer.....	39
Jose Altuve.....	35

CAREER CYCLES

8/2/72.....	Cesar Cedeno.....	vs. CIN
8/9/76.....	Cesar Cedeno.....	at STL
6/24/77.....	Bob Watson.....	vs. SF
8/25/92.....	Andujar Cedeno.....	vs. STL
7/18/01.....	Jeff Bagwell.....	vs. STL
4/8/02.....	Craig Biggio.....	at COL
7/28/06.....	Luke Scott.....	vs. ARI
7/19/13.....	Brandon Barnes.....	vs. SEA
8/28/23.....	Jose Altuve.....	at BOS

HOUSTON GRAND SLAM HOME RUNS (188)

PLAYER	DATE	OPP	PITCHER	INN	PLAYER	DATE	OPP	PITCHER	INN
Buddin	6-10-62	LA	Moeller	6	Puhl	5-22-82	NY	Allen	9
Larker	6-20-62	@ SF	Marichal	3	Cruz	9-20-83	@ LA	Hooton	2
Aspromonte	6-11-63	CHI	McDaniel	10	Cruz	8-22-84	@ CHI	Ruthven	2
Campbell	7-4-63	CIN	Jay	8	Reynolds	9-6-84	@ SF	Laskey	1
Aspromonte	7-26-63	NY	Stallard	1	Pankovits	5-29-85	PIT	Candelaria	7
Aspromonte	6-11-64	CIN	Tsitouris	5	Bailey	6-11-85	SD	Lefferts	3
Aspromonte	6-29-64	PHI	Mahaffey	1	Bailey	8-20-85	@ STL	Horton	3
NONE	1965				Ashby	10-5-85	@ SD	Wojna	2
Aspromonte	8-11-66	@ CHI	Roberts	2	* Reynolds	4-12-86	ATL	Mahler	6
Aspromonte	8-26-66	CHI	Koonce	9	Puhl	5-4-86	@ MON	Smith	3
Harrison	9-16-66	PHI	Short	4	Garner	6-14-86	SF	Robinson	7
NONE	1967				Bass	7-7-86	@ MON	Schatzeder	9
Miller	8-10-68	PIT	Face	9	Hatcher	8-5-86	@ LA	Powell	9
Torres	4-27-69	@ SF	Sadecki	2	Hatcher	6-3-87	@ CHI	Sutcliffe	4
Rader	5-27-69	PHI	Peraza	9	Ashby	6-10-87	SD	S. Davis	4
Menke	7-30-69	@ NY	Koonce	9	Puhl	9-28-87	LA	Hershiser	5
Wynn	7-30-69	@ NY	Taylor	9	* Bass	4-10-88	@ CIN	Perry	9
Rader	6-4-70	MON	McGinn	1	Ramirez	5-29-88	@ CHI	Capel	6
Pepitone	6-10-70	NY	Ryan	4	Bell	7-14-88	@ PHI	Rawley	1
Menke	7-4-70	LA	Foster	1	Doran	8-2-88	@ SF	Bockus	4
Watson	9-7-70	@ SD	Willis	6	Meadows	6-4-89	LA	Belcher	5
Watson	9-17-70	@ LA	Brewer	7	Doran	6-11-89	ATL	Puleo	2
Rader	5-16-71	STL	Reuss	1	Bass	8-20-89	CHI	Williams	9
Cedeno	9-2-71	LA	Osteen	5	Ramirez	8-29-89	@ CHI	Wilkins	6
Wynn	5-1-72	@ PIT	Blass	5	Biggio	9-14-89	@ LA	Wetteland	2
L. May	5-6-73	@ NY	Sadecki	7	Bass	9-20-89	@ ATL	Eichhorn	7
Helms	6-21-73	@ SD	Corkins	4	NONE	1990			
Cedeno	6-24-73	@ SF	Moffitt	7	Caminiti	7-29-91	STL	B. Smith	4
L. May	7-4-73	@ ATL	Frisella	8	Anthony	7-27-92	@ ATL	Pena	11
Watson	8-20-73	PIT	Lamb	5	Anthony	8-31-92	PHI	Baller	6
* M. May	5-22-74	SD	Romo	9	NONE	1993			
Cedeno	6-11-74	PHI	Ruthven	7	Mouton	4-23-94	@ STL	Palacios	8
* C. Johnson	6-15-75	@ STL	Garman	9	Finley	7-17-94	@ PIT	Wagner	3
Watson	8-14-76	PIT	Candelaria	6	Biggio	7-24-94	PIT	Lieber	5
Howe	8-15-77	@ ATL	Capra	1	Eusebio	5-19-95	MON	Cornelius	7
Watson	9-4-77	@ MON	Brown	1	Eusebio	6-28-95	STL	Parrett	8
NONE	1978				* D. May	9-5-95	CIN	Jarvis	7
NONE	1979				* Berry	6-13-96	@ SF	M. Leiter	5
Cedeno	8-26-80	@ STL	Kaat	5	Berry	6-25-96	@ SD	Bochtler	8
Cruz	9-6-80	STL	Martin	3	Ausmus	7-14-97	@ CHI	Bottenfield	7
NONE	1981				Gonzalez	7-20-97	@ MON	Daal	8

HOUSTON GRAND SLAM HOME RUNS (188)

PLAYER	DATE	OPP	PITCHER	INN	PLAYER	DATE	OPP	PITCHER	INN
Bagwell	9-8-98	CIN	Krivda	3	Conger	8-1-15	ARI	Hellickson	4
Bell	6-13-99	SD	Murray	6	Castro	8-3-15	@TEX	Lewis	4
Everett	6-20-99	MON	Urbina	8	Conger	9-4-15	MIN	Pelfrey	4
Mieske	7-23-99	SD	Wall	8	Lowrie	9-6-15	MIN	May	7
Bagwell	7-28-99	@COL	Porzio	7	Springer	4-6-16	@NYY	Pineda	2
Caminiti	8-31-99	NY	Wendell	8	Rasmus	4-23-16	BOS	Buchholz	5
Hidalgo	4-4-00	@PIT	Schmidt	6	Springer	5-14-16	@BOS	Buchholz	2
Bagwell	4-14-00	@SD	Walker	6	Springer	6-24-16	@KC	Volquez	1
Caminiti	5-9-00	COL	Karl	5	Gomez	7-17-16	@SEA	Karns	7
Spiers	7-23-00	STL	Slocumb	7	Gonzalez	5-2-17	TEX	Kela	8
Truby	8-6-00	MON	Thurman	3	Bregman	5-14-17 (2)	@NYY	Tanaka	1
Ward	4-3-01	MIL	Haynes	3	Gurriel	5-15-17	@MIA	Tazawa	6
Lugo	4-27-01	FLA	Penny	4	Reddick	7-4-17	@ATL	Motte	9
Bagwell	5-6-01	@MON	Telford	6	Springer	9-27-17	@TEX	Barnette	6
Bagwell	5-21-01	@SD	Eaton	3	Reddick	4-3-18	BAL	Cortes Jr.	7
Castilla	6-1-01	LA	Prokopec	5	Reddick	4-21-18	@CWS	Giolito	2
Berkman	6-14-01	@MIN	Mays	6	Gattis	6-15-18	@KC	Junis	6
*Merced	7-20-01	CHI	Lieber	5	Gurriel	6-24-18	KC	Hammel	2
Berkman	6-20-02	@MIL	Wright	4	Springer	7-21-18	@LAA	Ramirez	6
*Zaun	6-27-02	ARI	Kim	9	Gonzalez	8-24-18	@LAA	Heaney	5
Ward	7-6-02	PIT	Wells	4	Gurriel	9-21-18	LAA	Heaney	1
Ausmus	4-4-03	@STL	Tomko	1	Altuve	4-12-19	@SEA	Armstrong	6
Ensberrg	6-3-03	BAL	Ligtenberg	8	Gurriel	4-12-19	@SEA	Alaniz	8
Everett	7-9-03	CIN	Graves	1	Bregman	4-16-19	@OAK	Hendriks	4
Kent	9-1-03	@LA	Myers	9	Bregman	5-5-19	@LAA	Bedrosian	5
Bagwell	4-9-04	@MIL	Kieschnick	6	Diaz	5-11-19	TEX	Dowdy	6
Berkman	4-11-04	@MIL	Davis	3	Chirinos	6-14-19	TOR	Pannone	8
Ensberrg	7-3-04	TEX	Rodriguez	5	White	6-23-19	@NYY	Happ	4
Kent	9-1-04	@CIN	Wagner	7	Gurriel	7-7-19	LAA	Bedrosian	6
Lamb	5-1-05	CHI	Prior	5	Altuve	7-14-19	@TEX	Bird	7
Ensberrg	6-28-05	@COL	Jennings	5	Correa	7-27-19	@STL	Wacha	3
Ausmus	8-5-06	@ARI	Nippert	2	Alvarez	8-10-19	@BAL	Scott	7
Lane	8-29-06	MIL	Kolb	8	Maldonado	6-4-21	@TOR	Ryu	6
Lee	4-13-07	@PHI	Myers	3	Altuve	6-15-21	TEX	Evans	10
Biggio	4-20-07	@MIL	Aquino	9	Alvarez	6-24-21	@DET	Garcia	9
Pence	5-5-07	@STL	Dove	8	Altuve	7-1-21	@CLE	Mejia	5
Lamb	6-17-07	SEA	Washburn	1	Altuve	7-30-21	@SF	Jackson	6
Lee	6-28-07	COL	Fuentes	11	Tucker	8-13-21	@LAA	Sandoval	4
Biggio	7-24-07	LAD	Seanez	6	Meyers	8-14-21	@LAA	Guerra	6
*Lamb	8-2-07	@ATL	Soriano	8	Gonzalez	9-20-21	@LAA	Marte	9
Pence	5-20-08	@CHI	Dempster	4	Diaz	5-08-22	DET	Hutchison	3
Wigginton	7-6-08	@ATL	Morton	3	Tucker	5-17-22	@BOS	Danish	4
Lee	7-29-08	CIN	Arroyo	5	Brantley	6-17-22	CWS	Foster	6
*Loretta	8-1-08	NYM	Heilman	8	Maldonado	7-16-22	OAK	Koenig	2
Berkman	8-12-08	SF	Taschner	7	Mancini	8-05-22	@CLE	Gaddis	3
Tejada	9-10-08	PIT	Bautista	6	Diaz	8-09-22	TEX	Perez	4
Lee	6-5-09	PIT	Meek	6	Tucker	8-12-22	OAK	Moll	5
Lee	7-21-09	STL	Walters	7	Bregman	9-11-22	LAA	Mayers	3
Lee	6-9-10	@COL	Belisle	10	Alvarez	4-08-23	@MIN	Ryan	3
Berkman	7-27-10	CHC	Cashner	7	Alvarez	5-22-23	@MIL	Milner	6
*Michaels	8-1-10	MIL	Braddock	7	Altuve	5-29-23	MIN	Stewart	7
Lee	7-25-11	@STL	Walters	8	Bregman	6-03-23	LAA	Webb	4
*Bogusevic	8-16-11	CHC	Marmol	9	Julks	6-05-23	@TOR	Manoah	1
Schaffer	4-22-12	LAD	Billingsley	2	Bregman	6-24-23	@LAD	Miller	5
Johnson	5-5-12	STL	Garcia	1	Bregman	6-29-23	@STL	Burleson	9
J. Martinez	6-14-12	SF	Zito	3	Tucker	7-03-23	@TEX	Pérez	2
Dominguez	6-18-13	MIL	Gonzalez	7	Tucker	8-08-23	@BAL	Bautista	9
Castro	7-31-13	@BAL	Gonzalez	4	Abreu	9-06-23	@TEX	Scherzer	3
Dominguez	9-13-13	LAA	Rasmus	5					
Carter	6-8-14	@MIN	Duensing	7					
Singleton	6-8-14	@MIN	Perkins	9					
Carter	7-5-14	@LAA	Santago	3					
Altuve	8-17-14	@BOS	Kelly	2					
Castro	8-28-14	TEX	Mendez	5					

* Pinch Hit

OPPONENT GRAND SLAMS (183)

PLAYER	DATE	OPP	PITCHER	INN
* Robinson	7-8-62	@ CIN	Bruce	5
E. Bailey	4-10-63	SF	McMahon	8
Willey	7-15-63	@ NY	Johnson	2
G. Oliver	8-28-63	MIL	Farrell	8
Burton	8-31-63	@ CHI	Woodeshick	9
Williams	5-1-64	CHI	Hoerner	1
Stargell	8-28-65	@ PIT	Dierker	1
White	8-3-66	@ PHI	Sempera	5
Pavletich	6-11-67	@ CIN	Schneider	9
Mays	6-13-67	SF	Latman	10
Aaron	6-27-67	@ ATL	Blasingame	3
T. Davis	7-19-67	@ NY	Giusti	1
* Lock	8-14-68	@ PHI	Lemaster	3
Hiatt	4-25-69	@ SF	Schneider	13
Allen	5-8-69	@ PHI	Griffin	3
Clemente	6-11-69	PIT	Blasingame	6
Burda	7-9-69	@ SF	Guinn	8
Hickman	8-23-69	@ CHI	Glauding	7
Aaron	4-10-70	ATL	Griffin	3
Santo	4-26-70	@ CHI	Dierker	6
Allen	8-1-70	STL	DiLauro	7
Webster	9-7-70	@ SD	Forsch	9
Marshall	5-11-71	@ NY	Culver	6
Simmons	5-10-72	@ STL	Roberts	3
* Foster	5-31-72	CIN	Roberts	3
McRae	6-1-72	CIN	Reuss	6
McCarver	6-2-73	@ STL	Glauding	8
Bonds	6-29-73	SF	Ray	7
Boccabella	7-6-73	@ MON	Crawford	6
NONE	1974			
Cey	6-18-75	@ LA	Griffin	1
Summers	8-23-75	@ CHI	York	7
Yeager	9-27-75	@ LA	Forsch	3
Tolan	5-5-76	@ PHI	Niekro	6
Murcer	5-25-76	@ SF	Richard	5
Paciorek	6-22-76	@ ATL	Cosgrove	3
Morgan	9-6-76	@ CIN	Richard	3
Robinson	7-28-77	@ PIT	Larson	6
Carter	5-3-78	@ MON	Richard	3
Kingman	6-6-78	@ CHI	Zamora	6
* Foster	9-11-78	@ CIN	Sambito	7
Freed	5-1-79	@ STL	Sambito	11
Garvey	9-28-79	@ LA	Ruhle	8
Knight	9-17-80	@ CIN	Niekro	4
Schmidt	8-23-81	@ PHI	Knepper	3
NONE	1982			
Sandberg	5-31-83	@ CHI	LaCorte	6
Hubbard	6-20-83	ATL	LaCorte	5
Lefebvre	7-20-83	@ PHI	Scott	1
Templeton	7-29-84	@ SD	LaCoss	6
L. Smith	8-31-84	@ STL	Ryan	1
Wallach	7-6-85	MON	Ryan	5
Russell	7-22-85	@ PHI	Niekro	1
Concepcion	8-17-85	CIN	Niekro	1
NONE	1986			
Stillwell	4-17-87	@ CIN	Lopez	5
* Nettles	5-2-87	@ ATL	Lopez	6
James	5-2-87	@ ATL	Solano	7
J. Clark	5-24-87	STL	Scott	1
Dawson	6-1-87	@ CHI	Solano	8
Dayett	6-3-87	@ CHI	Knepper	1
Moreland	6-3-87	@ CHI	Solano	6
Brenly	8-12-87	@ SF	Scott	7
Van Slyke	8-29-87	@ PIT	Andersen	8

PLAYER	DATE	OPP	PITCHER	INN
M. Williams	6-4-88	@ SF	Ryan	5
Esasky	6-14-88	@ CIN	Darwin	5
C. James	7-16-88	@ PHI	Smith	8
Scioscia	6-4-89	LA	Forsch	1
Templeton	9-11-89	@ SD	Darwin	6
Bonds	5-22-90	PIT	Schatzeder	3
Daniels	9-4-90	@ LA	Portugal	2
McGriff	8-13-91	@ SD	Portugal	3
McGriff	8-14-91	@ SD	Deshaias	1
Clark	8-20-91	SF	Mallicoat	7
C. Hayes	8-28-91	@ PHI	Bowen	1
Jose	5-17-92	STL	Harnisch	3
Bean	8-11-93	@ SD	Kile	3
Dorsett	5-5-94	@ CIN	Edens	9
Hammond	5-29-95	@ FLA	Reynolds	2
E. Williams	7-9-95	SD	Brocail	7
G. Hill	7-14-95	@ SF	Swindell	3
Gant	8-20-95	@ CIN	T. Jones	5
Caminiti	4-6-96	SD	Morman	13
Hill	4-10-96	SF	Kile	4
Sandberg	5-24-96	CHI	Swindell	7
King	8-22-96	PIT	Hernandez	9
Bichette	9-10-97	@ COL	Hudek	7
Piazza	4-10-98	@ LA	Magnante	8
Walker	5-29-98	@ COL	Henry	8
Hocking	6-4-99	@ MIN	Hampton	2
Womack	7-21-99	ARI	Wagner	8
McGwire	9-17-99	@ STL	Lima	4
Howard	4-11-00	STL	Holt	7
Rodriguez	4-27-00	CHI	Lima	4
Hundley	5-6-00	@ LA	Dotel	3
Boone	6-10-00	@ SD	Elarton	1
Edmonds	9-20-00	STL	Holt	3
Hernandez	4-12-01	@ MIL	Cruz	5
Ventura	5-1-01	@ NY	J. Powell	7
LaRue	5-18-01	CIN	Bottenfield	4
Grudzielanek	6-1-01	LA	Cruz	7
I. Rodriguez	6-9-01	@ TEX	Lima	3
Bell	6-27-01	@ ARI	Elarton	2
Gonzalez	7-3-01	ARI	Elarton	3
D. Jackson	7-14-01	SD	Miller	6
Giles	7-28-01(1)	@ PIT	Wagner	9
Ramirez	8-25-01	@ PIT	Mlicki	1
Sierra	6-21-02	SEA	Hernandez	2
Klesko	8-27-02	SD	Cruz	7
Alfonzo	9-23-03	SF	Miller	2
Edmonds	4-21-04	STL	Stone	6
Floyd	5-14-04	NYM	Oswalt	3
Kendall	6-23-04	PIT	Weathers	7
Blalock	7-4-04	TEX	Redding	6
Teixiera	7-4-04	TEX	Harville	9
Johnson	8-14-04	@ MON	Qualls	7
Sanders	6-4-05	STL	Rodriguez	3
Atkins	6-28-05	@ COL	Springer	8
J. Wilson	8-14-05	PIT	Burns	8
Garcia	4-24-06	LAD	Lidge	9
Feliz	5-15-06	SF	Buchholz	3
Podsednik	6-23-06	@ CWS	Pettitte	4
Crede	6-24-06	@ CWS	Qualls	7
Iguchi	6-25-06	@ CWS	Lidge	9
Valentin	7-21-06	@ NYM	Buchholz	2
Burrell	9-15-06	PHI	Clemens	1
J. Estrada	6-26-07	@ MIL	White	6
J. Estrada	9-18-07	MIL	Paulino	4

ASTROS
FRONT OFFICE

ASTROS
COACHING STAFF

HOUSTON
ASTROS

SCOUTING & PLAYER
DEVELOPMENT

2023 SEASON
IN REVIEW

2024
OPPONENTS

HISTORY &
RECORDS

SPRING
TRAINING

MEDIA
INFORMATION

MINUTE MAID
PARK

OPPONENT GRAND SLAMS (181)

PLAYER	DATE	OPP	PITCHER	INN	PLAYER	DATE	OPP	PITCHER	INN
A. Dunn	7-28-08	CIN	Oswalt	3	Moss	7-24-14	@OAK	Bass	6
Derosa	8-6-08	@CHI	Backe	3	Howard	8-7-14	@PHI	Sipp	8
Montero	8-16-08	ARI	Backe	1	McCann	6-27-15	NYA	Oberholtzer	1
Young	8-16-08	ARI	Backe	6	Cano	4-26-16	@SEA	Feliz	7
Pujols	4-11-09	@STL	Oswalt	5	Petit	6-20-16	LAA	Sipp	9
Stewart	5-12-09	@COL	Byrdak	5	McCann	7-31-16	@DET	Keuchel	1
Iannetta	5-13-09	@COL	Geary	9	Healy	6-27-17	OAK	Hoyt	6
Soriano	7-27-09	@CHC	Sampson	13	Gardner	6-30-17	NYA	Hoyt	7
Whiteside	8-5-09	SF	Moehler	6	Gregorius	7-1-17	NYA	Harris	6
Feliz	9-29-09	@PHI	Lopez	4	Upton	7-30-17	@DET	Sipp	7
* Sutton	5-28-10	@CIN	Byrdak	6	Flores	9-2-17 (1)	NYM	Harris	7
Posada	6-12-10	@NYA	Rodriguez	3	Semien	9-8-17	@OAK	Gregerson	7
Posada	6-13-10	@NYA	Daigle	5	* Vogelbach	9-17-18	SEA	Rondon	8
* McCann	8-11-10	ATL	Fulchino	10	O'Hearn	5-7-19	KC	McHugh	3
Ramirez	10-2-10	CHC	Happ	4	Merrifield	5-7-19	KC	Valdez	7
Sands	5-24-11	LAD	Happ	3	Tilson	5-22-19	CWS	James	6
Renteria	8-2-11	CIN	W. Rodriguez	5	McCann	8-14-19	@CWS	Pressly	8
Cuddyer	5-30-12	COI	Harrell	1	Pujols	8-2-20	@LAA	James	3
Freese	6-7-12	STL	Wright	7	Cronenworth	8-22-20	@SD	Castellanos	2
Dunn	6-9-12	CWS	Cruz	8	Moore	7-26-21	@SEA	Raley	8
Amarista	6-28-12	SD	Myers	9	Merrifield	8-25-21	KC	Javier	7
Dirks	5-13-13	@DET	Norris	4	Garcia	8-29-21	@TEX	Abreu	5
Cruz	7-5-13	@TEX	Harrell	2	Toro	8-31-21	@SEA	Graveman	8
Franklin	7-21-13	SEA	Lyles	2	Pinder	9-24-21	@OAK	Raley	7
Encarnacion	7-26-13	@TOR	Ambriz	7	Garcia	7-26-22	@OAK	Pinder	3
Colabello	9-2-13	MIN	Lo	9	Semien	4-16-23	TEX	Neris	7
Bruce	9-17-13	CIN	Lyles	4	Garcia	7-26-23	TEX	Martinez	5
Machado	6-1-14	BAL	Feldman	6					

*Pinch Hit

ASTROS HOME RUNS IN HOUSTON

On May 11, 1998, Jeff Bagwell hit his 98th Astrodome home run off the Marlins' Livan Hernandez to put the first baseman one ahead of outfielder Jimmy Wynn, whose 97 Houston homers were the most by any player in the history of the franchise. Bagwell eventually hit 126 home runs in the Astrodome before the Astros moved to Minute Maid Park in 2000. Wynn hit 93 of his roundtrippers in the Astrodome and four in Colt Stadium during his 11-year career which lasted from 1963-73. And, speaking of Colt Stadium, the record for Houston homers in that facility stands at 21 by Bob Aspromonte.

1. Jeff Bagwell.....	234
2. Lance Berkman	153
3. Craig Biggio	143
4. Jose Altuve	108
5. Jimmy Wynn	97
6. George Springer	79
7. Alex Bregman	78
8. Carlos Lee	74
9. Glenn Davis	72
10. Morgan Ensberg	65

HOUSTON WALK-OFF HOME RUNS (101)

PLAYER	DATE	OPP	PITCHER	INN
Mejias	4/29/62	vs. MIL, W-3-2	McMahon	9
Aspromonte	5/12/63	vs. CHC, W-2-1	Buhl	10
Aspromonte	6/11/63	vs. CHC, W-6-2	McDaniel	10
Harrison	9/26/65	vs. CIN, W-4-2	McCool	9
Gentile	5/29/66	vs. PIT, W-3-2	Face	11
Wynn	6/26/66	vs. STL, W-6-3	Hoerner	11
Aspromonte	8/26/66	vs. CHC, W-7-4	Koonce	9
Mathews	6/17/67	vs. ATL, W-4-3	Bruce	9
Harrison	9/26/67	vs. PHI, W-3-2	Boozler	9
Rader	5/27/69	vs. PHI, W-6-2	Peraza	9
Morgan	8/9/69	vs. MTL, W-5-3	Radatz	11
Menke	9/5/69	vs. SF, W-2-0	Perry	9
Lampard	9/19/69	vs. CIN, W-3-2	Granger	9
Rader	4/18/70	vs. SD, W-4-3	Ross	9
Morgan	9/19/71	vs. CIN, W-5-4	Carroll	11
Edwards	4/24/72	vs. CHC, W-3-2	Jenkins	11
Wynn	6/16/72	vs. PHI, W-1-0	Selma	11
May	8/29/72	vs. PHI, W-2-1	Scarce	9
Wynn	5/20/73	vs. SF, W-8-7	McDowell	9
Rader	5/8/74	vs. PIT, W-8-6	Sadowski	12
May	5/22/74	vs. SD, W-5-1	Romo	9
Ferguson	4/8/77	vs. ATL, W-3-2	Johnson	11
Cruz	8/1/77	vs. PIT, W-4-3	Gossage	11
Cruz	6/2/78	vs. STL, W-2-1	Denny	9
Cruz	7/17/78	vs. PHI, W-2-1	Eastwick	11
Cruz	9/10/80	vs. LA, W-6-5	Sutcliffe	12
Cruz	7/10/82	vs. STL, W-4-2	Forsch	9
Spilman	7/17/82	vs. PIT, W-4-3	Tekulve	10
Spilman	4/19/83	vs. CIN, W-6-5	Hume	9
Thon	8/10/83	vs. SD, W-4-3	DeLeon	14
Bailey	7/17/84	vs. NYM, W-3-2	Sisk	9
Bass	9/25/85	vs. LA, W-6-4	Niedenfuer	10
Davis	6/23/86	vs. CIN, W-7-6	Power	9
Reynolds	7/19/86	vs. NYM, W-5-4	McDowell	9
Davis	7/22/86	vs. MTL, W-1-0	Youmans	10
Cruz	9/6/86	vs. STL, W-7-6	Worrell	9
Doran	7/9/87	vs. NYM, W-4-3	Myers	9
Bass	8/3/87	vs. SF, W-5-3	Price	13
Davis	6/8/89	vs. SD, W-7-6	Davis	10
Bass	8/20/89	vs. CHC, W-8-4	Williams	9
Anthony	5/21/90	vs. PIT, W-3-2	Power	11
Wilson	6/8/90	vs. CIN, W-3-1	Myers	10
Bagwell	4/18/92	vs. SD, W-4-2	Myers	10
Jones	4/22/92	vs. SF, W-3-1	Jackson	12
Gonzalez	6/19/92	vs. LA, W-2-1	Gott	12
Anthony	7/1/92	vs. CIN, W-3-2	Bankhead	9
Guerrero	7/21/92	vs. PIT, W-4-3	Mason	12
Bagwell	9/15/92	vs. SF, W-9-6	Reed	11
Mouton	5/27/95	vs. ATL, W-3-2	Stanton	10
Biggio	6/5/95	vs. FLA, W-6-5	Nen	9
Montgomery	7/24/96	vs. SD, W-6-4	Villone	10

PLAYER	DATE	OPP	PITCHER	INN
Miller	7/28/96	vs. LA, W-3-2	Eischen	9
Miller	8/24/96	vs. STL, W-3-1	Stottlemire	9
Bagwell	6/3/97	vs. LA, W-4-3	Radinsky	10
Berry	7/26/97	vs. MTL, W-9-8	Urbina	10
Berry	4/18/98	vs. MTL, W-4-3	Batista	9
Biggio	5/16/98	vs. ATL, W-3-2	Ligtenberg	9
Bell	9/15/98	vs. NYM, W-6-5	Tam	12
Everett	9/10/99	vs. CHC, W-6-4	Ayala	13
Hidalgo	4/4/01	vs. MIL, W-8-6	Leskanic	12
Hidalgo	6/1/01	vs. LA, W-10-9	Fetters	9
Biggio	7/31/01	vs. NYM, W-3-2	Riggan	10
Ward	4/7/02	vs. STL, W-7-6	Hackman	12
Vizcaino	5/18/02	vs. PIT, W-2-1	Lowe	9
Zaun	6/27/02	vs. ARI, W-7-4	Kim	9
Kent	4/11/03	vs. STL, W-3-2	Morris	9
Ensberg	6/11/05	vs. TOR, W-6-3	Batista	9
Lamb	7/26/05	vs. PHI, W-2-1	Madson	9
Scott	9/23/06	vs. STL, W-7-4	Johnson	9
Lee	5/15/07	vs. SF, W-6-5	Sanchez	10
Lee	6/28/07	vs. COL, W-8-5	Fuentes	11
Loretta	6/29/07	vs. COL, W-9-8	Fuentes	9
Pence	7/3/07	vs. PHI, W-5-4	Mesa	13
Tejada	4/7/08	vs. STL, W-5-3	McClellan	9
Pence	5/4/08	vs. MIL, W-8-6	Stetter	12
Berkman	8/29/08	vs. STL, W-3-2	Springer	9
Erstad	9/26/08	vs. ATL, W-5-4	Tavarez	9
Tejada	6/2/09	vs. COL, W-3-2	Fogg	11
Lee	5/5/10	vs. ARI, W-4-2	Gutierrez	9
Lee	6/3/10	vs. WSH, W-6-4	Capps	9
Bogusevic	8/16/11	vs. CHC, W-6-5	Marmol	9
Pena	6/20/13	vs. MIL, 7-4	Gonzalez	10
Carter	6/12/14	vs. ARI, 5-4	Putz	10
Castro	6/27/14	vs. DET, 4-3	Hardy	11
Castro	7/30/15	vs. LAA, 3-0	Salas	9
Altuve	7/23/15	vs. BOS, 5-4	Breslow	9
Gonzalez	8/18/15	vs. TB, 3-2	Boxberger	10
Castro	8/23/15	vs. LAD, 3-2	Hatcher	10
Gonzalez	5/11/16	vs. CLE, 5-3	Anderson	16
Springer	6/1/16	vs. ARI, 5-4	Clippard	11
Valbuena	7/8/16	vs. OAK, 10-9	Madson	9
Gattis	8/26/16	vs. TB, 5-4	Colome	9
Springer	4/5/17	vs. SEA, 5-3	De Jong	13
Bregman	6/27/18	vs. TOR, 7-6	Tepera	9
White	8/29/18	vs. OAK, 5-4	Familia	9
Kemp	4-27-19	vs. CLE, 4-3	Cimber	10
Gurriel	6-28-19	vs. SEA, 2-1	Festa	10
Brantley	9-5-19	vs. SEA, 11-9	Wisley	13
Tucker	8-16-20	vs. SEA 3-2	Swanson	9
Altuve	6-15-21	vs. TEX 6-3	Evans	10
Altuve	7-11-21	vs. NYY	Green	9
Peña	4-24-22	vs. TOR	Romano	10
Peña	7-03-22	vs. LAA	Tepera	9
Alvarez	7-04-22	vs. KCA	Barlow	9

ASTROS
FRONT OFFICEASTROS
COACHING STAFFHOUSTON
ASTROSSCOUTING & PLAYER
DEVELOPMENT2023 SEASON
IN REVIEW2024
OPPONENTSHISTORY &
RECORDSSPRING
TRAININGMEDIA
INFORMATIONMINUTE MAID
PARK

ASTROS: 43

5-10-62.....Roman Mejias vs. Don Drysdale (LA) at HOU
 8-26-63.....John Bateman vs. Hank Fischer (MIL) at HOU
 7-4-64.....Joe Gaines vs. Bob Friend (PIT) at HOU
 6-12-66.....Rusty Staub vs. Dick Ellsworth (CHI) at HOU
 6-21-66.....Sonny Jackson vs. Don Sutton (LA) at HOU
 6-25-66.....Sonny Jackson vs. Ray Washburn (STL) at HOU
 8-19-66.....Sonny Jackson vs. Milt Pappas (CIN) at HOU
 7-30-67.....Jimmy Wynn vs. Jack Fisher (NY) at HOU
 5-30-69.....Tom Griffin vs. Bob Moose at PIT
 8-4-69.....Doug Rader vs. Ferguson Jenkins (CHI) at HOU
 9-13-70.....Joe Morgan vs. Rick Kester (ATL) at HOU
 6-29-71.....Cesar Cedeno vs. Phil Niekro (ATL) at HOU
 9-2-71.....Cesar Cedeno vs. Claude Osteen (LA) at HOU
 7-18-72.....Cesar Cedeno vs. Reggie Cleveland (STL) at HOU
 8-31-74.....Doug Rader vs. Jim Lonborg at PHI
 5-10-77.....Wilbur Howard vs. Mike Krukow (CHI) at HOU
 6-20-79.....Denny Walling vs. Craig Swan (NY) at HOU
 8-14-79.....Joaquin Andujar vs. Bill Lee (MON) at HOU
 8-25-82.....Art Howe vs. Ed Lynch (NY) at HOU
 7-3-83.....Terry Puhl vs. Tom Niedenfuer (LA) at HOU
 7-25-85.....Glenn Davis vs. Dwight Gooden at NY
 4-22-87.....Bill Doran vs. David Palmer (ATL) at HOU
 6-19-87.....Bill Doran vs. Orel Hershiser (LA) at HOU
 6-30-90.....Franklin Stubbs vs. Darrel Akerfelds at PHI
 8-26-91.....Ken Caminiti vs. Sid Fernandez (NY) at HOU
 5-8-92.....Butch Henry vs. Doug Drabek at PIT
 9-1-92.....Ken Caminiti vs. Cliff Brantley (PHI) at HOU
 5-22-93.....Ken Caminiti vs. Andy Benes at SD
 9-14-93.....Steve Finley vs. Gary Wayne at COL
 7-3-94.....Ken Caminiti vs. Dan Plesac (CHI) at HOU
 7-1-97.....Tim Bogar vs. Albie Lopez (CLE) at HOU
 7-11-97.....Derek Bell vs. Marc Wilkins at PIT
 8-29-98.....Bill Spiers vs. Jason Schmidt (PIT) at HOU
 7-2-99.....Carl Everett vs. Scott Sullivan at CIN
 9-27-00.....Tim Bogar vs. Jimmy Anderson at PIT
 6-17-02.....Lance Berkman vs. Jose Cabrera at MIL
 8-6-03.....Adam Everett vs. Pedro Feliciano (NYM) at HOU
 8-20-11.....Jose Altuve vs. Madison Bumgarner (SFG) at HOU
 8-2-14.....Jon Singleton vs. Brett Cecil (TOR) at HOU
 4-3-18.....Carlos Correa vs. Mike Wright Jr. (BAL) at HOU
 5-14-19.....George Springer vs. Buck Farmer (DET) at DET
 7-23-19.....Yuli Gurriel vs. Mike Fiers (OAK) at HOU
 9-20-20.....George Springer vs. Taylor Widener (ARI) at HOU

OPPONENTS: 48

6-23-62.....Richie Ashburn vs. Dean Stone at NY
 4-22-63.....Bill White (STL) vs. Ken Johnson at HOU
 4-21-64.....Chico Ruiz (CIN) vs. Larry Yellen at HOU
 6-7-64.....Bill Mazeroski vs. Bob Bruce at PIT
 9-1-64.....Richie Allen vs. Dick Farrell at PHI
 5-23-65.....Jim Hart (SF) vs. Ken Johnson at HOU
 6-11-65.....Johnny Callison vs. Jim Owens at PHI
 6-22-65.....Tony Gonzalez (PHI) vs. Bob Bruce at HOU
 5-14-66.....Bill White vs. Larry Dierker at PHI
 8-1-66.....Richie Allen vs. Jim Owens at PHI
 6-30-67.....Wes Parker (LA) vs. Don Wilson at HOU
 7-22-67.....Manny Mota vs. Dan Schneider at PIT
 7-23-67.....Donn Clendenon vs. Carroll Sembera at PIT
 9-20-68.....Leo Cardenas (CIN) vs. Larry Dierker at HOU
 4-17-69.....Sonny Jackson (ATL) vs. Wade Blasingame at HOU
 6-10-69.....Al Oliver (PIT) vs. Tom Griffin at HOU
 7-1-69.....Manny Mota vs. Denny Lemaster at LA
 7-16-69.....Willie Davis (LA) vs. Larry Dierker at HOU
 5-3-70.....Lou Brock vs. Tom Griffin at STL
 7-9-70.....Willie Davis (LA) vs. Jack Billingham at HOU
 8-8-70.....Lee Pitlock vs. Wade Blasingame at SF
 8-14-70.....Adolfo Phillips (MON) vs. Ron Cook at HOU
 5-30-72.....Johnny Bench (CIN) vs. Don Wilson at HOU
 7-9-72.....Dal Maxvill vs. Larry Dierker at STL
 8-18-72.....Larry Bowa vs. Dave Roberts at PHI
 8-30-72.....Terry Harmon (PHI) vs. Jerry Reuss at HOU
 5-12-74.....Merv Rettenmund vs. Don Wilson at CIN
 7-21-74.....Jose Cruz vs. Ken Forsch at STL
 9-8-79.....Johnnie LeMaster (SF) vs. Joe Sambito at HOU
 6-21-80.....Omar Moreno (PIT) vs. Vern Ruhle at HOU
 9-6-81.....Andre Dawson vs. Joe Niekro at MON
 9-1-84.....Tom Nieto vs. Bob Knepper at STL
 5-22-85.....Marvell Wynne vs. Bob Knepper at PIT
 7-24-85.....Von Hayes vs. Nolan Ryan at PHI
 5-11-86.....Bill Almon vs. Charley Kerfeld at PIT
 7-1-99.....J.D. Drew (STL) vs. Trevor Miller at HOU
 7-21-99.....Tony Womack (ARI) vs. Billy Wagner at HOU
 8-12-01.....Mike Redmond (FLA) vs. Dave Mlicki at FLA
 5-19-04.....Hee-seop Choi (FLA) vs. Tim Redding at FLA
 6-15-07.....W. Bloomquist (SEA) vs. W. Rodriguez at HOU
 5-19-08.....Geovany Soto (CHC) vs. Brian Moehler at HOU
 7-21-08.....Freddy Sanchez (PIT) vs. Tim Lincecum at HOU
 8-7-10.....Rickie Weeks (MIL) vs. Brett Myers at MIL
 5-19-12.....David Murphy (TEX) vs. Lucas Harrell at HOU
 8-17-17.....Daniel Descalso (ARI) vs. Mike Fiers at HOU
 9-26-17.....Delino DeShields Jr. (TEX) vs. Dallas Keuchel at TEX
 7-28-18.....Rougned Odor (TEX) vs. Justin Verlander at HOU
 8-5-20.....Kole Calhoun (ARI) vs. Lance McCullers Jr. at ARI

ASTROS LEAGUE STATISTICAL LEADERS

BATTING

BATTING AVERAGE

	NO.	YEAR
Jose Altuve (AL).....	341	2014
Jose Altuve (AL).....	338	2016
Jose Altuve (AL).....	346	2017
Yuli Gurriel (AL).....	319	2021

RUNS

Jeff Bagwell.....	104	1994
Craig Biggio.....	123	1995
Craig Biggio.....	146	1997
Jeff Bagwell.....	143	1999
Jeff Bagwell.....	152	2000

HITS

Jose Cruz*.....	189	1983
Jose Altuve (AL).....	225	2014
Jose Altuve (AL).....	200	2015
Jose Altuve (AL).....	216	2016
Jose Altuve (AL).....	204	2017

DOUBLES

Rusty Staub.....	44	1967
Cesar Cedeño.....	40	1971
Cesar Cedeño*.....	39	1972
Craig Biggio*.....	44	1994
Jeff Bagwell.....	48	1996
Craig Biggio.....	51	1998
Craig Biggio.....	56	1999
Lance Berkman.....	55	2001
Lance Berkman*.....	46	2008
Miguel Tejada.....	46	2009
Alex Bregman (AL).....	51	2018

TRIPLES

Joe Morgan, Roger Metzger*.....	11	1971
Roger Metzger.....	14	1973
Craig Reynolds*.....	12	1981
Dickie Thon.....	10	1982
Steve Finley.....	13	1993
Kyle Tucker (AL).....	6	2020

HOME RUNS

none

RBI

Jeff Bagwell.....	116	1994
Lance Berkman.....	128	2002
Kyle Tucker (AL).....	112	2023

TOTAL BASES

Jeff Bagwell.....	300	1994
-------------------	-----	------

HIT BY PITCH

Glenn Davis.....	8	1990
Jeff Bagwell.....	13	1991
Craig Biggio.....	22	1995
Craig Biggio.....	27	1996
Craig Biggio.....	34	1997
Craig Biggio.....	28	2001
Craig Biggio.....	27	2003

WALKS

Joe Morgan.....	97	1965
Jimmy Wynn.....	148	1969
Joe Morgan*.....	93	1980
Jeff Bagwell.....	149	1999
Alex Bregman (AL).....	119	2019

STRIKEOUTS

Jimmy Wynn.....	137	1967
Lee May.....	145	1972
Chris Carter (AL).....	212	2013

STOLEN BASES

Craig Biggio.....	39	1994
Michael Bourn.....	61	2009
Michael Bourn.....	52	2010
Jose Altuve (AL).....	56	2014
Jose Altuve (AL).....	38	2015

EXTRA BASE HITS

Jeff Bagwell.....	73	1994
-------------------	----	------

SLUGGING PCT.

Jeff Bagwell.....	750	1994
-------------------	-----	------

OPS

Jeff Bagwell.....	1,201	1994
-------------------	-------	------

WINS ABOVE REPLACEMENT

Dickie Thon.....	7.4	1983
Jeff Bagwell.....	8.2	1994
Jeff Bagwell.....	7.4	1999
Jose Altuve (AL).....	8.3	2017
Alex Bregman (AL).....	8.4	2019

GAMES PLAYED

Enos Cabell*.....	162	1978
Bill Doran.....	162	1987
J.Bagwell, S.Finley, C.Biggio*.....	162	1992
J.Bagwell, C.Biggio*.....	162	1996
J.Bagwell, C.Biggio*.....	162	1997
Jeff Bagwell*.....	162	1999
Carlos Lee*.....	162	2007
George Springer (AL)*.....	162	2016

AT-BATS

Enos Cabell.....	660	1978
Jose Altuve (AL).....	638	2015

PLATE APPEARANCES

Craig Biggio.....	721	1992
Craig Biggio.....	673	1995
Craig Biggio.....	744	1997
Craig Biggio.....	738	1998
Craig Biggio.....	749	1999
George Springer (AL).....	744	2017

* Tied for lead, ^-denotes Rookie

+NL Leaders unless otherwise indicated

ASTROS
FRONT OFFICEASTROS
COACHING STAFFHOUSTON
ASTROSSCOUTING & PLAYER
DEVELOPMENT2023 SEASON
IN REVIEW2024
OPPONENTSHISTORY &
RECORDSSPRING
TRAININGMEDIA
INFORMATIONMINUTE MAID
PARK

ASTROS LEAGUE STATISTICAL LEADERS

PITCHING

EARNED RUN AVERAGE

	NO.	YEAR
J.R. Richard.....	2.71	1979
Nolan Ryan.....	1.69	1981
Mike Scott.....	2.22	1986
Nolan Ryan.....	2.76	1987
Danny Darwin.....	2.21	1990
Roger Clemens.....	1.87	2005
Roy Oswalt.....	2.98	2006
Gerrit Cole (AL).....	2.50	2019
Justin Verlander (AL).....	1.75	2022

SHUTOUTS

Joe Niekro*	5	1979
Mike Scott, Bob Knepper*	5	1986
Pete Harnisch.....	4	1993
Dallas Keuchel (AL)*.....	2	2015
Gerrit Cole (AL)*.....	1	2018
Framber Valdez (AL)*.....	1	2022
Framber Valdez (AL)*.....	2	2023

COMPLETE GAMES

Dallas Keuchel (AL).....	5	2014
Framber Valdez (AL).....	3	2022

STRIKEOUTS

J.R. Richard.....	303	1978
J.R. Richard.....	313	1979
Mike Scott.....	306	1986
Nolan Ryan.....	270	1987
Nolan Ryan.....	228	1988
Justin Verlander (AL).....	290	2018
Gerrit Cole (AL).....	326	2019

VICTORIES

Joe Niekro*	21	1979
Mike Scott.....	20	1989
Mike Hampton.....	22	1999
Roy Oswalt.....	20	2004
Dallas Keuchel (AL).....	20	2015
Justin Verlander (AL).....	21	2019
Justin Verlander (AL).....	18	2022

WINNING PERCENTAGE

Mark Portugal.....	.818 (18-4).....	1993
Mike Hampton.....	.846 (22-4).....	1999
^Roy Oswalt.....	.824 (14-3).....	2001
Roger Clemens.....	.818 (18-4).....	2004
Charlie Morton (AL).....	.833 (15-3).....	2018
Justin Verlander (AL).....	.818 (18-4).....	2022

APPEARANCES

Juan Agosto.....	82	1990
Joe Boever.....	81	1992

WALKS

Jerry Reuss.....	117	1973
J.R. Richard.....	138	1975
J.R. Richard.....	151	1976
J.R. Richard.....	141	1978
Nolan Ryan.....	98	1980
Nolan Ryan.....	109	1982
Darryl Kile.....	82	1994
Lucas Harrell (AL).....	88	2013
Lance McCullers Jr.(AL).....	76	2021

HIT BATSMEN

Jack Billingham.....	16	1971
Jerry Reuss.....	10	1972
Nolan Ryan.....	8	1982
Darryl Kile.....	15	1993
Darryl Kile*.....	16	1996
Charlie Morton, Mike Fiers (AL)*.....	13	2017
Charlie Morton (AL)*.....	16	2018

HOME RUNS ALLOWED

Jose Lima.....	48	2000
Woody Williams.....	35	2007
Brandon Backe.....	36	2008

RUNS ALLOWED

Bob Knepper*.....	119	1985
Jose Lima.....	152	2000

EARNED RUNS ALLOWED

Jose Lima.....	145	2000
Brandon Backe.....	112	2008

WINS ABOVE REPLACEMENT

Mike Scott.....	8.4	1986
Roger Clemens.....	7.8	2005
Roy Oswalt.....	6.7	2007
Dallas Keuchel (AL).....	6.7	2015
Gerrit Cole (AL).....	7.4	2019

WHIP

Ken Forsch.....	1.069	1979
Don Sutton.....	1.015	1981
Mike Scott.....	0.923	1986
Danny Darwin.....	1.027	1990
Dallas Keuchel (AL).....	1.017	2015
Justin Verlander (AL).....	0.902	2018
Justin Verlander (AL).....	0.803	2019
Justin Verlander (AL).....	0.830	2022

SAVES

Hal Woodeshick.....	23	1964
Fred Gladding.....	29	1969
Jose Valverde.....	44	2008
Roberto Osuna (AL).....	38	2019

INNINGS PITCHED

Mike Scott.....	275.1	1986
Dallas Keuchel (AL).....	232.0	2015
Justin Verlander (AL).....	223.0	2019
Framber Valdez (AL).....	201.1	2022

* Tied for lead, ^-denotes Rookie

+NL Leaders unless otherwise indicated

HOUSTON 20-GAME WINNERS

	W-L	ERA	IP	H	R	ER	BB	SO
1969..... Larry Dierker.....	20-13	2.33	305.1	240	97	79	72	232
1976..... J.R. Richard.....	20-15	2.75	291.0	221	105	89	151	214
1979..... Joe Niekro.....	21-11	3.00	263.2	221	102	88	107	119
1980..... Joe Niekro.....	20-12	3.55	256.0	268	119	101	79	127
1989..... Mike Scott.....	20-10	3.10	229.0	180	87	79	62	172
1999..... Mike Hampton.....	22-4	2.90	239.0	206	86	77	101	177
1999..... Jose Lima.....	21-10	3.58	246.1	256	108	98	44	187
2004..... Roy Oswalt.....	20-10	3.49	237.0	233	100	92	62	206
2005..... Roy Oswalt.....	20-12	2.94	241.2	243	85	79	48	184
2015..... Dallas Keuchel.....	20-8	2.48	232.0	185	68	64	51	216
2019..... Gerrit Cole.....	20-5	2.50	212.1	142	66	59	48	326
2019..... Justin Verlander.....	21-6	2.58	223.0	137	66	64	42	300

NO-HIT GAMES

BY HOUSTON PITCHERS

1. **May 17, 1963 vs. PHI.....** 4-1 win
Don Nottebart to C John Bateman
2. **April 23, 1964 vs. CIN.....** 1-0 loss
Ken Johnson to C Jerry Grote
3. **June 18, 1967 vs. ATL.....** 2-0 win
Don Wilson to C Dave Adlesh
4. **May 1, 1969 at CIN.....** 4-0 win
Don Wilson to C Don Bryant
5. **July 9, 1976 vs. MON.....** 6-0 win
Larry Dierker to C Ed Herrmann
6. **April 7, 1979 vs. ATL.....** 6-0 win
Ken Forsch to C Alan Ashby
7. **Sept. 26, 1981 vs. LAD.....** 5-0 win
Nolan Ryan to C Alan Ashby
8. **Sept. 25, 1986 vs. SF.....** 2-0 win
Mike Scott to C Alan Ashby
9. **Sept. 8, 1993 vs. NYM.....** 7-1 win
Darryl Kile to C Scott Servais
10. **June 11, 2003 at NY.....** 8-0 win
Roy Oswalt (1IP), Pete Munro (2.2IP), Kirk Saarloos (1.1IP), Brad Lidge (2IP), Octavio Dotel (1IP), Billy Wagner (1IP) to C Brad Ausmus
11. **Aug. 21, 2015 vs. LAD.....** 3-0 win
Mike Fiers to C Jason Castro
12. **Aug. 3, 2019 vs. SEA.....** 9-0 win
Aaron Sanchez (6IP), Will Harris (1IP), Joe Biagini (1IP), Chris Devenski (1IP) to C Martin Maldonado
13. **Sept. 1, 2019 at TOR.....** 2-0 win
Justin Verlander to C Robinson Chirinos
14. **June 25, 2022 at NY.....** 3-0 win
Cristian Javier (7IP), Hector Neris (1IP), Ryan Pressly (1IP) to C Martin Maldonado
- POST. **Nov. 2, 2022 at PHI (WS Game 4).....** 5-0 win
Cristian Javier (6IP), Bryan Abreu (1IP), Rafael Montero (1IP), Ryan Pressly (1IP) to C Martin Maldonado
15. **Aug. 1, 2023 vs. CLE.....** 2-0 win
Framber Valdez to C Martin Maldonado

PITCHED AGAINST HOUSTON

1. **June 15, 1963 at SF.....** 1-0 loss
Juan Marichal to C Ed Bailey
2. **April 30, 1969 at CIN.....** 10-0 loss
Jim Maloney to C Johnny Bench
3. **July 12, 1997 at PIT.....** 3-0 loss
Francisco Cordova (9.0), Ricardo Rincon (1.0) to C Jason Kendall
4. **Sept 14, 2008 vs. CHC (at Miller Park).....** 5-0 loss
Carlos Zambrano to C Geovany Soto
5. **June 13, 2012 at SF.....** 10-0 loss
Matt Cain to C Buster Posey

ALL-TIME TRIPLE PLAYS

BY HOUSTON

DATE	OPP	BATTER	PLAYERS INVOLVED
7/16/71	NYM	C. Jones	Morgan/Metzger/Rader
9/17/71	CIN	Chaney	Morgan/Metzger/Mayberry
4/6/78	@CIN	Driessen	Sambito/Ferguson/Metzger
			Cabell/Metzger
4/21/78	@LAD	Cey	Watson/Metzger
9/15/87	@LAD	Garner	Doran/Reynolds/Davis
9/21/90	@ATL	Cabrera	Caminiti/Rohde/Simms
4/16/91	@ATL	Heath	Caminiti/Candaele/Bagwell
8/4/91	LAD	Griffin	Simms/Caminiti/Cedeno
8/19/04	@PHI	Pratt	Ensberg/Kent/Lamb
5/23/15	@DET	Kinsler	Villar/Altuve/Carter

BY OPPONENTS

DATE	OPP	BATTER	PLAYERS INVOLVED
5/17/64	PHI	Grote	Hernstein/Wine/Hernstein/Triandos
4/15/65	@NYM	Wynn	Lewis/Cannizzaro/McMillian
5/30/69	@PIT	Edwards	Oliver/Mazeroski/Oliver/Sanguillen
6/3/72	@MON	Helms	Humphrey/Bailey/Jorgensen/Bailey
5/8/77	@STL	Crawford	Tyson/Kessinger/Hernandez
8/16/88	@STL	Pankovits	Pendleton/Oquendo/Pagnozzi
4/9/89	SD	Caminiti	Salazar/Alomar/Clark/Parent
5/18/16	@CWS	Springer	Frazier/Lawrie/Abreu
4/19/18	@SEA	Gattis	Seager/Canó/Vogelbach
5/22/19	vs. CWS	Marisnick	Moncada,/Sanchez/Abreu

2023 & ALL-TIME MONTH-BY-MONTH

Month	2023			All-Time High			All-Time Low			All-Time Total	
	W-L	PCT		W-L	PCT	Year	W-L	PCT	Year	W-L	PCT
April.....	15-13	.536		13-5	.722	1980	4-20	.167	1969	653-689	.487
May.....	17-10	.630		20-6	.769	1969	9-20	.310	2010	838-860	.494
June.....	13-14	.481		20-8	.714	1979	8-21	.276	1975	817-822	.498
July.....	15-10	.600		22-7	.759	2005	3-24	.111	2012	795-806	.497
Aug.....	17-11	.607		22-7	.759	1998	5-22	.185	2012	898-843	.516
Sept.....	12-14	.462		21-6	.778	2018	7-20	.259	2013	828-798	.509
Oct.....	1-0	.800		5-0	1.000	1986	0-3	.000	1972	64-49	.566

DOUBLEHEADERS ALL-TIME

	HOME W-L-S	ROAD W-L-S	TOTAL W-L-S
Atlanta	5-1-4	4-11-4	9-12-8
Baltimore	0-0-0	1-0-0	1-0-0
Chicago (AL)	0-0-0	0-0-1	0-0-1
Chicago (NL)	3-0-3	4-6-9	7-6-12
Cincinnati	2-0-3	3-10-15	5-10-18
Colorado	0-0-0	0-2-0	0-2-0
Detroit	0-0-0	0-0-1	0-0-1
Florida	0-0-1	0-0-0	0-0-1
Los Angeles (AL)	0-0-1	0-1-0	0-1-1
Los Angeles (NL)	0-3-0	2-4-1	2-7-1
Milwaukee	0-0-0	0-1-0	0-1-0
Minnesota	0-0-0	1-0-0	1-0-0
Montreal	0-0-1	2-2-4	2-2-5
New York (AL)	1-0-0	0-0-1	1-0-1
New York (NL)	5-0-2	8-10-12	13-10-14
Oakland	1-0-0	0-1-1	1-1-1
Philadelphia	2-3-1	0-5-5	2-8-6
Pittsburgh	0-2-2	4-9-10	4-11-12
St. Louis	1-0-3	0-2-6	1-2-9
San Diego	4-1-4	4-4-5	8-5-9
San Francisco	0-1-7	3-9-11	3-10-18
TOTALS	24-11-32	35-77-86	59-88-118

SWEEPS

MOST RECENT ASTROS SWEEPS IN HOUSTON

TEAM	2 GAMES	3 GAMES	4 GAMES
ARI	6/11-12/14	---	---
ATL	5/9-10/17	9/28-30/90	8/2-5/90
BAL	---	6/21-23/21	---
BOS	---	7/21-23/15	---
CHC	---	5/15-17/23	6/4-6/76
CIN	---	8/30-9/1/05	7/7-10/03
CLE	---	7/31-8/2/23	---
COL	7/4-5/23	6/20-22/05	---
CWS	---	---	6/17-20/21
DET	---	5/13-15/19	5/5/22-5/8/22
KC	---	6/29-7/1/15	---
LAA	7/22-24/16	7/1/22-7/3/22	---
LAD	---	8/21-23/15	6/1-4/89
MIA/FLA	---	5/2-4/03	---
MIL	---	7/30-8/1/10	8/10-13/98
MIN	---	8/23/22-8/25/22	---
NYM	6/21-22/22	9/2-3/17	6/24-27/65
NYN	7/21/22 (DH)	4/8-10/19	---
OAK	---	5/19-21/23	---
PHI	---	7/25-27/05	9/4-7/09
PIT	---	8/29-31/11	9/8-11/08
SD *	---	5/8-10/09	8/2-5/85
SEA	---	5/2-4/22	9/5-8/19
SF	5/22-23/18	7/17-19/98	8/11-14/08
STL	---	8/30-9/1/10	9/21-9/24/06
TB	6/15-16/21	6/6-8/03	---
TEX	9/17-18/19	7/23-25/21	5/13-16/21
TOR	---	6/10-12/05	5/14-17/15
WSH/MON	---	8/3-5/01	7/24-27/97

*Houston swept a five-game series from San Diego in Houston from 6/19-22/69

LAST TIME ASTROS WERE SWEEPED AT HOME

TEAM	2 GAMES	3 GAMES	4 GAMES
ARI	---	8/17-19/12	---
ATL	---	6/10-12/11	7/16-19/92
BAL	---	6/28-30/21	---
BOS	---	7/1-3/11	---
CHC	---	8/14-16/06	6/14-17/04
CLE	---	5/19-21/17	---
CIN	---	6/16-18/23	6/24-27/99
DET	---	4/12-14/21	5/2-5/13
KC	---	9/22-24/23	---
LAA	---	6/28-30/13	---
LAD	7/28-29/20	---	---
MIA	---	7/25-27/14	---
MIL	---	9/2-4/11	---
NYN	---	9/27-29/13	---
NYM	---	4/6-8/84	---
OAK	---	5/19-21/23	---
PHI	---	4/9-11/10	---
PIT	---	6/14-16/11	4/7-10/83
STL	8/16-17/16	7/7-9/06	6/3-6/68
SD	---	5/21-23/01	---
SF	---	8/28-30/12	7/25-27/75
SEA	---	8/18/-20/23	8/9-12/18
TB	---	6/24-26/11	---
TEX	---	7/27-29/18	8/9-12/13
WSH/MON	4/29-30/14	8/8-10/95	8/6-9/12

MOST RECENT ASTROS SWEEPS ON THE ROAD

TEAM	2 GAMES	3 GAMES	4 GAMES
ARI	5/30-31/16	9/29-10/1/23	6/19-21/64**
ATL	7/4-5/17	4/21-23/23	6/19-21/64**
CHC	---	5/30-6/01/11	---
CIN	---	8/30-9/1/04	6/7-10/08
COL	8/19-20/20	---	---
CWS	---	4/20-22/18	---
DET	---	9/12/22-9/14/22	---
KC	---	9/13-15/19	---
LAA	5/4-5/19	8/24-26/18	5/31-6/3/13
LAD	---	5/9-11/08	---
MIA/FLA	---	5/15-17/17	---
MIN	---	5/10/22-5/12/22	---
NYM	6/28-29/22	4/9-11/93	9/13-15/63
OAK	4/14/17	5/26-28/23	4/1-4/21
PHI	---	9/25-27/06	8/23-26/10
PIT	---	8/25-27/06	7/18-20/05
STL	6/14-15/16	5/11-13/10	---
SD	---	4/27-29/15	8/14-17/80
SEA	9/24-25/19	7/22-24/22	---
SF	8/6-7/18	9/18-20/01	---
TB	---	9/19-21/22	---
TEX	8/30-31/22	9/4-6/23	6/7-10/18
WSH/MON	---	5/4-6/01	---

LAST TIME ASTROS WERE SWEEPED ON THE ROAD

TEAM	2 GAMES	3 GAMES	4 GAMES
ARI	---	8/28-30/09	7/20-22/12
ATL	---	8/3-5/12	5/5-8/05
BAL	---	6/17-19/08	---
BOS	---	---	4/25-28/13
CHC	---	6/29-7/1/12	6/23-25/67
CIN	---	6/17-19/19	5/21-24/04
CLE	---	---	9/19-22/13
COL	---	8/22-24/11	5/28-31/12
CWS	---	8/8-10/17	---
DET	---	7/29-31/16	---
KC	---	6/7-9/13	---
LAA	---	---	9/4-6/20
LAD	---	8/12-14/11	6/14-17/84
MIA/FLA	---	9/16-18/08	7/7-10/11
MIL	---	7/30-8/1/12	---
MIN	---	8/2-4/13	---
NYN	---	6/11-13/10	---
NYM	---	10/2-4/09	6/2-5/75
OAK	---	7/25-27/22	9/8-10/17
PHI	---	8/5-7/14	---
PIT	---	4/24-26/07	7/2-7/512
SD	---	8/21-23/20	8/6-9/92
SF	---	7/13-15/12	6/20-22/86
STL	---	9/18-20/12	8/18-21/83
TB	---	7/10-12/15	---
TEX	---	5/21-23/21	9/14-17/15
TOR	---	6/5-7/15	---
WSH/MON	6/17-18/14	5/19-21/00	---

ASTROS
FRONT OFFICEASTROS
COACHING STAFFHOUSTON
ASTROSSCOUTING & PLAYER
DEVELOPMENT2023 SEASON
IN REVIEW2024
OPPONENTSHISTORY &
RECORDSSPRING
TRAININGMEDIA
INFORMATIONMINUTE MAID
PARK

TEAM YEAR-BY-YEAR RESULTS

YEAR	WON	..LOSTPCTPOSGBMANAGER
1962	64	96	400	8	36.5	Harry Craft
1963	66	96	407	9	33.0	Harry Craft
1964	66	96	407	9	27.0	Harry Craft (61-88 28 GB) Luman Harris (5-8)
1965	65	97	401	9	32.0	Luman Harris
1966	72	90	444	8	23.0	Grady Hatton
1967	69	93	426	9	32.5	Grady Hatton
1968	72	90	444	10	25.0	Grady Hatton (23-38 14 GB) Harry Walker (49-52)
1969*	81	81	500	5*	12.0	Harry Walker
1970	79	83	488	4	23.0	Harry Walker
1971	79	83	488	T-4	11.0	Harry Walker
1972	84	69	549	2	10.5	Harry Walker (67-54 9 GB) Salty Parker (1-0) Leo Durocher (16-15)
1973	82	80	506	4	17.0	Leo Durocher
1974	81	81	500	4	21.0	Preston Gomez
1975	64	97	398	6	43.5	Preston Gomez (47-80, 38 GB) Bill Virdon (17-17)
1976	80	82	494	3	22.0	Bill Virdon
1977	81	81	500	3	17.0	Bill Virdon
1978	74	88	457	5	21.0	Bill Virdon
1979	89	73	549	2	1.5	Bill Virdon
1980	93	70	571	1	+1	Bill Virdon
1981**	28	29	491	3	.8	Bill Virdon
	33	20	623	1	+1	Bill Virdon
1982	77	85	475	5	12.0	Bill Virdon (49-62, 13 GB) Bob Lillis (28-23)
1983	85	77	525	3	6.0	Bob Lillis
1984	80	82	494	T-2	12.0	Bob Lillis
1985	83	79	512	T-3	12.0	Bob Lillis
1986	96	66	593	1	+10	Hal Lanier
1987	76	86	469	3	14.0	Hal Lanier
1988	82	80	506	5	12.5	Hal Lanier
1989	86	76	531	3	6.0	Art Howe
1990	75	87	463	T-4	16.0	Art Howe
1991	65	97	401	6	29.0	Art Howe
1992	81	81	500	4	17.0	Art Howe
1993	85	77	525	3	19.0	Art Howe
1994***	66	49	574	2	0.5	Terry Collins
1995	76	68	528	2	9.0	Terry Collins
1996	82	80	506	2	6.0	Terry Collins
1997	84	78	519	1	+5.0	Larry Dierker
1998	102	60	630	1	+12.5	Larry Dierker
1999	97	65	599	1	+1.5	Larry Dierker
2000	72	90	444	4	23.0	Larry Dierker
2001	93	69	574	T-1	****0	Larry Dierker
2002	84	78	519	2	13.0	Jimmy Williams
2003	87	75	537	2	1.0	Jimmy Williams
2004#	92	70	568	2	13.0	Jimmy Williams (44-44, 10.5 GB) Phil Garner (48-26)
2005#	89	73	549	2	11.0	Phil Garner
2006	82	80	506	2	1.5	Phil Garner
2007	73	89	451	4	12.0	Phil Garner (58-73, 9 GB) Cecil Cooper (15-16)
2008	86	75	534	3	11.0	Cecil Cooper
2009	74	88	457	5	17.0	Cecil Cooper (70-79, 16.5 GB) Dave Clark (4-9)
2010	76	86	469	4	15.0	Brad Mills
2011	56	106	346	6	40.0	Brad Mills
2012	55	107	340	6	42.0	Brad Mills (39-82, 27.5 GB) Tony DeFrancesco (16-25)
2013	51	111	315	5	45.0	Bo Porter
2014	70	92	432	4	28.0	Bo Porter (59-79, 25 GB) Tom Lawless (11-13)
2015#	86	76	531	2	2.0	AJ Hinch
2016	84	78	519	3	11.0	AJ Hinch
2017^\$	101	61	623	1	(21.0)	AJ Hinch
2018^	103	59	636	1	(6.0)	AJ Hinch
2019^	107	55	660	1	(10.0)	AJ Hinch
2020#	29	31	483	2	7.0	Dusty Baker
2021^	95	67	586	1	(5.0)	Dusty Baker
2022^\$	106	56	654	1	(16.0)	Dusty Baker
2023^	90	72	556	1	---	Dusty Baker
Totals	4921	..4892501			

MANAGERIAL CAREER RECORDS

1. Bill Virdon	544-522 (.510)
(1975-82)	
2. AJ Hinch	481-329 (.594)
(2015-19)	
3. Larry Dierker	435-348 (.556)
(1997-01)	
4. Art Howe	392-418 (.484)
(1989-1993)	
5. Harry Walker	355-353 (.501)
(1968-72)	
6. Dusty Baker	320-226 (.586)
(2020-23)	
7. Phil Garner	277-252 (.524)
(2004-2007)	
8. Bob Lillis	276-261 (.514)
(1982-85)	
9. Hal Lanier	254-232 (.523)
(1986-88)	
10. Terry Collins	224-197 (.532)
(1994-96)	
11. Jimmy Williams	215-197 (.522)
(2002-04)	
12. Harry Craft	191-280 (.406)
(1962-64)	
13. Cecil Cooper	171-170 (.501)
(2007-09)	
14. Brad Mills	171-274 (.384)
(2010-12)	
15. Grady Hatton	164-221 (.426)
(1966-68)	
16. Preston Gomez	128-161 (.443)
(1974-75)	
17. Bo Porter	110-190 (.367)
(2013-14)	
18. Leo Durocher	98-95 (.508)
(1972-73)	
19. Luman Harris	70-105 (.400)
(1964-65)	
** Salty Parker was 1-0 as the interim manager in 1972.	
** Cecil Cooper was 15-16 as the interim manager in 2007.	
** Dave Clark was 4-9 as the interim manager in 2009.	
** Tony DeFrancesco was 16-25 as the interim manager in 2012.	
** Tom Lawless was 11-13 as the interim manager in 2014.	

CHART SYMBOLS

*Start of Divisional Play (NL West)

**1981 Totals Reflect 1st & 2nd Half Standings

***Divisional Realignment (NL Central)

****Tied St. Louis for first place in NL Central

#Earned Wild Card Berth

^Won AL West

\$Won World Series

BEST WON/LOST RECORDS BY GAME

G	W-L	YEAR(S)	G	W-L	YEAR(S)	G	W-L	YEAR(S)
1	1-0	(32 times)	62	43-19	2017	123	78-45	2019, 2022
2	2-0	(18 times)	63	44-19	2017	124	79-45	2022
3	3-0	(8 times)	64	44-20	2017	125	80-45	2022
4	4-0	(68,87,01,21)	65	44-21	(17,19)	126	81-45	2022
5	5-0	1987	66	44-22	(17, 19)	127	81-46	2019, 2022
6	6-0	1987	67	45-22	(17,19)	128	81-47	2019, 2022
7	6-1	(87,88,18,21)	68	46-22	2019	129	82-47	2019, 2022
8	7-1	1988	69	46-23	(17,19)	130	83-47	2019, 2022
9	7-2	(72,80,87,88,03,18)	70	47-23	2019	131	84-47	2019, 2022
10	8-2	(72,18)	71	48-23	2019	132	85-47	2019, 2022
11	9-2	(72,18)	72	48-24	(17,19)	133	86-47	2019
12	9-3	(72,18)	73	49-24	2017	134	87-47	2019
13	9-4	(8 times)	74	50-24	2017	135	87-48	2019, 2022
14	10-4	(72,79,86,88,06,18)	75	50-25	2017	136	88-48	2019
15	11-4	(72,79)	76	51-25	2017	137	88-49	2019, 2022
16	12-4	1979	77	52-25	2017	138	89-49	2019, 2022
17	12-5	(7 times)	78	52-26	2017	139	90-49	2019
18	13-5	(79,80,86,06)	79	53-26	2017	140	90-50	2019, 2022
19	14-5	(79,80)	80	54-26	2017	141	91-50	2019, 2022
20	14-6	(79,80,86,06,17)	81	54-27	2017	142	92-50	2019, 2022
21	15-6	(79,80,86,06)	82	55-27	2017	143	93-50	2019, 2022
22	16-6	1980	83	56-27	2017	144	94-50	2019, 2022
23	16-7	(80,15,18)	84	57-27	2017	145	95-50	2019, 2022
24	17-7	(80,15)	85	58-27	2017	146	95-51	2019, 2022
25	18-7	2015	86	58-28	2017	147	96-51	2022
26	18-8	2015	87	59-28	2017	148	97-51	2022
27	18-9	(80,06,15,17)	88	59-29	2017	149	98-51	2022
28	19-9	(06,17)	89	60-29	2017	150	99-51	2022
29	19-10	(7 times)	90	61-29	2017	151	99-52	2022
30	20-10	(73,17,18)	91	61-30	2017	152	99-53	(2019, 22)
31	20-11	(73,98,04,15,17,18,22)	92	62-30	2017, 2022	153	100-53	(2019, 22)
32	21-11	(73,04,17,22)	93	62-31	2017	154	101-53	(2019, 22)
33	22-11	(73,17,22)	94	63-31	2017	155	102-53	(2019, 22)
34	23-11	2017	95	63-32	2017, 2022	156	102-54	2022
35	24-11	2017	96	64-32	2017, 2022	157	103-54	2019
36	25-11	2017	97	65-32	2017	158	104-54	2019
37	25-12	2017	98	65-33	2017	159	104-55	2019
38	26-12	2017	99	66-33	2017	160	105-55	2019
39	27-12	2017	100	67-33	2017	161	106-55	2019
40	28-12	2017	101	67-34	2017	162	107-55	2019
41	29-12	2017	102	68-34	2017	163	93-70	1980
42	29-13	2017	103	68-35	2017			
43	29-14	2017	104	68-36	2017			
44	29-15	(17, 19)	105	69-36	2017			
45	30-15	(17, 19)	106	69-37	2017			
46	31-15	(17, 19)	107	69-38	2017, 2022			
47	31-16	(17, 19)	108	70-38	2022			
48	32-16	(17, 19)	109	70-39	2017, 2022			
49	33-16	(17,19)	110	70-40	(17, 19, 22)			
50	34-16	2017	111	71-40	(17,19, 22)			
51	35-16	2017	112	72-40	2019			
52	36-16	2017	113	73-40	2019			
53	37-16	2017	114	74-40	2019			
54	38-16	2017	115	75-40	2019			
55	39-16	2017	116	76-40	2019			
56	40-16	2017	117	77-40	2019			
57	41-16	2017	118	77-41	2019			
58	42-16	2017	119	78-41	2019			
59	42-17	2017	120	78-42	2019			
60	42-18	2017	121	78-43	2019			
61	43-18	2017	122	78-44	2019			

SLOWEST STARTS

G	W-L	YR.
1	0-1	(29 times)
2	0-2	(18 times)
3	0-3	(12 times)
4	0-4	(69,78,81,83,90,07,10,11)
5	0-5	(69,78,83,10,11)
6	0-6	(83,10)
7	0-7	(83,10)
8	0-8	(83,10)
9	*0-9	(83)

*won 10th game in 1983

ASTROS
FRONT OFFICEASTROS
COACHING STAFFHOUSTON
ASTROSSCOUTING & PLAYER
DEVELOPMENT2023 SEASON
IN REVIEW2024
OPPONENTSHISTORY &
RECORDSSPRING
TRAININGMEDIA
INFORMATIONMINUTE MAID
PARK

ASTROS ATTENDANCE RECORDS

Season: Home.....	3,087,872.....	2004
Season: Road.....	2,647,485.....	2007
Season: Home and Road.....	5,667,890.....	2007
Opening Day: Home.....	51,668.....	April 6, 1999..... Chicago (NL)
Single Game: Home.....	54,037.....	September 28, 1999..... Cincinnati
Doubleheader: Home.....	45,115.....	August 4, 1979..... Atlanta
Day-Night Doubleheader: Home		
Day	36,225	
Night	42,595	
Total.....	75,567.....	July 21, 2022..... New York (AL)
Night Game: Home.....	54,037.....	September 28, 1999..... Cincinnati
Day Game: Home.....	52,493.....	September 12, 1998..... St. Louis
Weekday Game: Home.....	54,037.....	September 28, 1999..... Cincinnati
Weekday Day Game: Home (non-opener).....	43,727.....	July 1, 1999..... St. Louis
Largest: Home.....	54,037.....	September 28, 1999..... Cincinnati
Largest: Road.....	60,864.....	June 12, 1993..... Colorado
Smallest: Home.....	0.....	*May 12, 1995..... Philadelphia
Smallest: Astrodome.....	0.....	*May 12, 1995..... Philadelphia
Smallest: Road.....	737.....	September 8, 1975..... Atlanta
Largest Single Home Stand.....	446,087.....	May 17-June 1, 1965 16 dates

* zero tickets sold; all were given away free.

YEAR-BY-YEAR HOUSTON ATTENDANCE DATA

YEAR	HOME	ROAD	TOTAL	YEAR	HOME	ROAD	TOTAL
1962	924,456	925,345	1,849,801	1993	2,084,546	2,421,566	4,506,112
1963	719,502	765,720	1,485,222	1994	1,561,136	1,701,925	3,263,061
1964	725,773	853,254	1,579,027	1995	1,363,801	1,650,552	3,014,353
1965	2,151,470	952,749	3,104,219	1996	1,975,888	2,030,978	4,006,866
1966	1,872,108	1,109,584	2,981,692	1997	2,046,781	2,115,796	4,162,577
1967	1,348,303	1,088,450	2,436,753	1998	2,450,451	2,235,431	4,685,882
1968	1,312,887	877,059	2,189,946	1999	2,706,017	2,056,636	4,762,653
1969	1,442,995	913,628	2,356,623	2000	3,056,139	2,446,596	5,502,735
1970	1,253,444	1,155,731	2,409,175	2001	2,904,820	2,344,425	5,248,705
1971	1,261,589	1,186,238	2,447,827	2002	2,517,357	2,241,224	4,758,581
1972	1,469,247	1,261,515	2,730,762	2003	2,454,241	2,223,645	4,677,886
1973	1,394,004	1,239,188	2,633,192	2004	3,087,872	2,461,031	5,548,903
1974	1,090,728	1,214,237	2,304,965	2005	2,804,760	2,451,857	5,256,617
1975	858,002	1,161,573	2,019,575	2006	3,022,763	2,550,582	5,573,345
1976	886,146	1,211,254	2,097,400	2007	3,020,405	2,647,485	5,667,890
1977	1,109,560	1,505,319	2,614,879	2008	2,779,487	2,607,999	5,387,486
1978	1,126,145	1,417,063	2,543,208	2009	2,521,076	2,483,853	5,004,929
1979	1,900,312	1,588,414	3,488,726	2010	2,331,490	2,581,130	4,912,620
1980	2,278,217	1,838,719	4,116,936	2011	2,067,016	2,315,654	4,382,670
1981	1,321,282	1,168,379	2,489,661	2012	1,607,733	2,487,476	4,095,209
1982	1,558,555	1,585,541	3,144,096	2013	1,656,443	2,236,523	3,892,966
1983	1,351,962	1,640,827	2,992,789	2014	1,749,806	2,202,540	3,952,346
1984	1,229,862	1,526,616	2,756,478	2015	2,153,585	2,277,838	4,431,423
1985	1,184,314	1,645,925	2,830,239	2016	2,306,623	2,271,334	4,577,957
1986	1,734,276	1,816,220	3,550,496	2017	2,403,671	2,186,572	4,590,243
1987	1,909,902	1,894,294	3,804,196	2018	2,980,549	2,307,384	5,287,933
1988	1,933,505	1,909,916	3,843,421	2019	2,857,367	2,104,192	4,961,559
1989	1,834,908	1,996,660	3,831,568	2020	0	0	0
1990	1,310,927	1,831,131	3,142,058	2021	2,068,509	1,453,778	3,522,287
1991	1,196,152	2,039,738	3,235,890	2022	2,688,999	2,010,927	4,699,926
1992	1,211,412	1,946,653	3,158,065	2023	3,052,347	2,331,193	5,383,540
TOTALS	115,301,463	110,874,667	226,176,130				

MONTHLY ATTENDANCE RECORDS

April	574,763.....	2018.....	16 dates
May.....	641,054.....	2004.....	17 dates
June.....	617,990.....	2008.....	16 dates
July.....	603,102.....	2001.....	16 dates
August.....	572,262.....	2000.....	16 dates
September.....	578,319.....	2023.....	15 dates
October.....	170,003.....	2022.....	5 dates

TEAM HOME SERIES ATTENDANCE RECORDS

TEAM	2-GAME SERIES	3-GAME SERIES	4-GAME SERIES
Arizona	73,150 Sept. 27-28, 2022	128,454 July 28-30, 2006	143,090 July 26-29, 2004
Atlanta	64,808 Aug. 25-26, 1998	130,458 Sept. 28-20, 2007	170,447 July 18-21, 1996
Baltimore	--	110,454 April 2-4, 2018	108,007 May 29-June 1, 2014
Boston	--	127,466 June 27-29, 2008	139,973 May 31-June 3, 2018
Chicago (AL)	--	119,604 June 2-4, 2000	164,839 March 30-April 2, 2023
Chicago (NL)	58,035 May 6-7, 2009	155,697 Sept. 25-27, 1998	172,390 July 21-23, 2001
Cincinnati	106,279 Sept. 28-29, 1999	133,079 Sept. 21-23, 1979	167,915 May 12-15, 2000
Cleveland	--	125,708 July 18-20, 1999	82,696 Sept. 19-22, 2013
Colorado	78,809 Aug. 6-7, 2019	128,072 Oct. 1-3, 2004	163,729 June 28-July 1, 2007
Detroit	--	118,703 July 13-15, 2018	133,179 May 5-8, 2022
Florida/Miami	68,771 April 16-17, 2007	116,519 Aug. 27-29, 1999	129,240 Sept. 12-15, 2005
Kansas City	--	124,163 Sept. 22-24, 2023	125,299 July 4-7, 2022
Los Angeles (AL)	33,080 Sept. 2-3, 2014	125,046 Sept. 21-23, 2018	152,782 June 1-4, 2023
Los Angeles (NL)	72,178 Sept. 9-10, 1980	154,886 Oct. 1-3, 1999	167,072 Aug. 5-8, 1988
Milwaukee	75,960 June 11-12, 2019	125,250 Aug. 10-12, 2007	143,546 Sept. 6-9, 2001
Minnesota	50,325 June 22-23, 1998	117,297 July 14-16, 2017	--
New York (AL)	75,567 July 21, 2022 (DH)	129,669 June 13-15, 2008	139,485 June 25-28, 2015
New York (NL)	70,555 June 21-22, 2022	121,784 Sept. 1-3, 2006	172,835 July 28-31, 2005
Oakland	--	113,260 April 27-29, 2018	142,905 July 9-12, 2018
Philadelphia	30,486 May 27-28, 1969	123,628 April 28-30, 2023	156,154 May 22-25, 2008
Pittsburgh	52,071 June 18-19, 1965	128,035 June 20-22, 1980	150,685 Sept. 14-17, 2000
St. Louis	88,149 July 9-10, 2013	157,017 Sept. 11-13, 1998	169,840 July 6-9, 2006
San Diego	62,034 April 21-22, 2008	129,973 Aug. 11-13, 2006	155,715 July 26-29, 2007
San Francisco	70,419 Sept. 24-25, 1986	130,922 Oct. 2-4, 2001	135,447 May 12-15, 2005
Seattle	66,007 June 5-6, 2018	121,315 June 15-17, 2007	155,148 Aug. 9-12, 2018
Tampa Bay	--	118,953 July 28-30, 2023	97,265 July 31- Aug. 3, 2017
Texas	81,179 June 28-29, 2002	129,725 June 15-17, 2001	145,819 May 19-22, 2022
Toronto	--	117,537 Aug. 4-6, 2017	114,227 July 25-28, 2013
Washington*	48,568 April 29-30, 2014	117,783 Aug. 4-6, 2006	132,877 Aug. 20-23, 2007

*-includes franchise history as Montreal Expos.

ASTROS
FRONT OFFICEASTROS
COACHING STAFFHOUSTON
ASTROSSCOUTING & PLAYER
DEVELOPMENT2023 SEASON
IN REVIEW2024
OPPONENTSHISTORY &
RECORDSSPRING
TRAININGMEDIA
INFORMATIONMINUTE MAID
PARK

ASTROS ATTENDANCE RECORDS IN HOUSTON

	Largest	Smallest	Largest Season
Arizona	43,386 - 7/29/06	14,923 - 8/19/12	134,681 - 1999
Atlanta	51,526 - 5/16/98	2,600 - 10/1/85	252,479 - 2000
Baltimore	42,675 - 4/2/18	14,644 - 6/6/13	110,454 - 2018
Boston	43,073 - 6/28/08	21,620 - 8/6/13	139,973 - 2018
Chicago (AL)	43,032 - 3/30/23	13,870 - 6/17/13	164,839 - 2023
Chicago (NL)	52,199 - 8/16/98	3,427 - 6/9/75	421,765 - 2001
Cincinnati	54,037 - 9/28/99	3,317 - 9/4/73	323,617 - 1980
Cleveland	50,299 - 7/18/99	16,417 - 9/18/14	125,708 - 1999
Colorado	43,279 - 10/2/04	11,974 - 5/28/13	167,297 - 1994
Detroit	41,177 - 7/17/99	16,624 - 5/2/13	133,179 - 2022
Florida/Miami	43,666 - 4/3/06	11,238 - 6/5/95	148,162 - 1996
Kansas City	42,585 - 7/8/00	12,302 - 5/22/13	125,299 - 2022
Los Angeles (AL)	43,264 - 9/21/19	12,906 - 5/8/13	370,060 - 2018
Los Angeles (NL)	52,062 - 10/2/99	5,323 - 9/25/64	347,332 - 1965
Milwaukee	43,578 - 8/12/07	13,330 - 6/18/13	368,853 - 2004
Minnesota	43,769 - 6/22/06	13,500 - 9/3/13	117,297 - 2017
New York (AL)	43,409 - 6/14/08	23,145 - 4/2/14	139,485 - 2015
New York (NL)	44,540 - 4/26/80	1,638 - 9/8/62	256,403 - 1965
Oakland	43,171 - 8/27/18	14,094 - 8/25/14	365,458 - 2018
Philadelphia	52,071 - 8/7/98	2,231 - 9/21/63	228,899 - 1965
Pittsburgh	48,176 - 4/21/79	2,782 - 9/26/63	362,542 - 2004
St. Louis	52,493 - 9/12/98	2,551 - 4/23/63	331,409 - 2004
San Diego	43,591 - 8/12/06	3,044 - 9/7/74	226,301 - 1999
San Francisco	49,035 - 6/19/93	3,621 - 9/9/85	282,319 - 1989
Seattle	43,144 - 9/17/18	11,686 - 4/24/13	331,243 - 2018
Tampa Bay	43,409 - 6/20/18	12,722 - 7/1/13	118,953 - 2023
Texas	43,277 - 6/17/01	3,385 - 8/31/17 (game played at TB)	341,040 - 2018
Toronto	42,174 - 6/16/19	17,423 - 7/31/14	117,537 - 2017
Washington/Montreal	46,215 - 4/29/78	6,195 - 6/13/77	182,989 - 1999

ASTROS ATTENDANCE RECORDS ON THE ROAD

	Largest	Smallest	Largest Season
Arizona	44,076 - 9/6/98	12,660 - 4/13/22	251,765 - 1998
Atlanta	49,402 - 5/24/94	737 - 9/8/75	362,889 - 1992
Baltimore	45,944 - 5/11/14	16,401 - 5/27/15	123,817 - 2016
Boston	38,065 - 8/14/14	29,312 - 4/26/13	149,450 - 2014
Chicago (AL)	38,576 - 6/25/06	11,836 - 6/8/99	103,261 - 2007
Chicago (NL)	41,757 - 7/15/07	1,572 - 9/10/64	390,219 - 2004
Cincinnati	55,205 - 4/8/91	2,002 - 9/29/66	308,028 - 1977
Cleveland	43,222 - 6/26/98	10,821 - 7/7/15	129,391 - 1998
Colorado	60,864 - 6/12/93	7,120 - 4/21/21	303,666 - 1993
Detroit	40,315 - 5/15/13	10,871 - 6/9/98	147,071 - 2015
Florida/Miami	43,290 - 4/12/94	5,175 - 4/23/02	206,000 - 1993
Kansas City	38,880 - 6/25/16	12,776 - 6/5/22	108,966 - 2015
Los Angeles (AL)	44,723 - 4/07/22	11,122 - 4/6/21	373,549 - 2013
Los Angeles (NL)	55,992 - 5/9/06	8,928 - 8/27/68	467,781 - 1980
Milwaukee	44,613 - 6/1/08	3,913 - 5/22/00	371,008 - 2008
Minnesota	39,659 - 6/21/09	12,280 - 6/14/01	106,587 - 2009
New York (AL)	47,820 - 4/5/16	29,905 - 6/11/03	180,703 - 2022
New York (NL)	54,424 - 5/30/70	1,481 - 9/20/62	228,050 - 1986
Oakland	35,065 - 6/9/02	3,469 - 5/31/22	192,041 - 2015
Philadelphia	57,386 - 6/10/81	2,113 - 5/8/69	206,106 - 1977
Pittsburgh	54,399 - 4/4/00	1,951 - 9/29/67	294,475 - 2001
St. Louis	48,787 - 5/20/88	4,348 - 9/21/65	372,220 - 2009
San Diego	60,516 - 7/31/91	1,413 - 9/11/73	224,047 - 2000
San Francisco	55,370 - 4/7/98	1,016 - 9/10/75	314,094 - 1989
Seattle	45,290 - 7/22/22	8,959 - 4/18/21	312,344 - 2022
Tampa Bay	29,953 - 6/21/08	6,169 - 4/30/21	65,814 - 2018
Texas	49,603 - 6/9/01	16,469 - 4/26/22	360,406 - 2018
Toronto	47,505 - 8/13/16	13,123 - 4/8/14	171,162 - 2017
Washington/Montreal	51,539 - 4/13/93	5,035 - 5/8/73	169,354 - 1979

HOME SERIES ATTENDANCE RECORDS

Total One Series	172,835	July 28-31, 2005	New York Mets
One-Day Series	42,652	April 12, 1965	Philadelphia
One-Game Series	42,652	April 12, 1965	Philadelphia
Two-Day Series	106,279	September 28-29, 1999	Cincinnati
Two-Game Series	106,279	September 29-29, 1999	Cincinnati
Three-Day Series	157,017	September 11-13, 1998	St. Louis
Three-Game Series	157,017	September 11-13, 1998	St. Louis
Four-Day Series	172,835	July 28-31, 2005	New York Mets
Four-Game Series	172,835	July 28-31, 2005	New York Mets
Five-Game Series*	101,566	May 26-29, 1966	Pittsburgh

*Includes one DH

TOP 25 REGULAR SEASON HOME CROWDS

1.	54,037	Sept. 28, 1999	Cincinnati
2.	52,493	Sept. 12, 1998	St. Louis
3.	52,338	Sept. 13, 1998	St. Louis
4.	52,242	Sept. 29, 1999	Cincinnati
5.	52,199	Aug. 16, 1998	Chicago (NL)
6.	52,186	Sept. 11, 1998	St. Louis
7.	52,071	Aug. 7, 1998	Philadelphia
8.	52,062	Oct. 2, 1999	Los Angeles
9.	52,033	Oct. 3, 1999	Los Angeles
10.	52,010	Sept. 11, 1999	Chicago (NL)
11.	52,003	Aug. 15, 1998	Chicago (NL)
12.	51,950	Sept. 26, 1998	Chicago (NL)
13.	51,916	Sept. 27, 1998	Chicago (NL)
14.	51,877	Sept. 12, 1999	Chicago (NL)
15.	51,831	Sept. 25, 1998	Chicago (NL)
16.	51,668	April 6, 1999	Chicago (NL)
17.	51,526	May 16, 1998	Atlanta
18.	50,908	June 22, 1966	Los Angeles
19.	50,791	Oct. 1, 1999	Los Angeles
20.	50,299	July 18, 1999	Cleveland
21.	50,136	July 3, 1965	Los Angeles
22.	50,016	April 30, 1994	St. Louis
23.	49,674	July 20, 1996	Atlanta
24.	49,442	Sept. 5, 1965	Los Angeles
25.	49,035	June 19, 1993	San Francisco

TOP 10 POSTSEASON HOME CROWDS

1.	53,688	Oct. 3, 1997	Atlanta	Game 3 Division Series
2.	50,080	Sept. 29, 1998	San Diego	Game 1 Division Series
3.	48,625	Oct. 8, 1999	Atlanta	Game 3 Division Series
4.	48,553	Oct. 9, 1999	Atlanta	Game 4 Division Series
5.	45,718	Oct. 15, 1986	New York	Game 6 Championship Series
6.	45,550	Oct. 1, 1998	San Diego	Game 2 Division Series
7.	44,952	Oct. 11, 1980	Philadelphia	Game 4 Championship Series
8.	44,836	Oct. 6, 1981	Los Angeles	Game 1 Division Playoff
9.	44,802	Oct. 12, 1980	Philadelphia	Game 5 Championship Series
10.	44,443	Oct. 10, 1980	Philadelphia	Game 3 Championship Series

TOP 10 MINUTE MAID PARK CROWDS (REGULAR SEASON)

1.	43,836	April 5, 2010	San Francisco	Opening Day 2010
2.	43,827	April 6, 2009	Chicago (NL)	Opening Day 2009
3.	43,823	Sept. 30, 2007	Atlanta	Craig Biggio's final game
4.	43,803	April 2, 2007	Pittsburgh	Opening Day 2007
5.	43,769	June 22, 2006	Minnesota	Roger Clemens returns from retirement
6.	43,753	April 6, 2015	Cleveland	Opening Day 2015
6.	43,734	Oct. 4, 2001	San Francisco	Barry Bonds goes for home run record
8.	43,704	Sept. 24, 2006	St. Louis	final home game of '06; Astros make run at playoffs
9.	43,666	April 3, 2006	Florida	Opening Day 2006
10.	43,630	Oct. 3, 2001	San Francisco	Barry Bonds goes for home run record

TOP 10 MINUTE MAID PARK CROWDS (POSTSEASON)

1.	43,759	Oct. 8, 2005	Atlanta	NLDS Game 3
2.	43,547	Oct. 9, 2004	Atlanta	NLDS Game 3
3.	43,520	Oct. 6, 2018	Cleveland	ALDS Game 2
4.	43,514	Oct. 5, 2018	Cleveland	ALDS Game 1
5.	43,470	Oct. 17, 2005	St. Louis	NLCS Game 5
6.	43,413	Oct. 9, 2005	Atlanta	NLDS Game 4
7.	43,410	Oct. 2, 2017	Boston	ALDS Game 2
8.	43,384	Oct. 29, 2019	Nationals	World Series Game 6
9.	43,378	Oct. 5, 2019	Rays	ALDS Game 2
10.	43,360	Oct. 23, 2019	Rays	ALDS Game 1

HOUSTON OPENING DAY GAMES

TOTAL: 33-28

AT HOUSTON: 23-19

ROAD: 10-9

YEAR	SITE	SCORE	WIN	LOSS	ATTENDANCE
1962	Houston	Houston 11, Chicago 2	SHANTZ	Cardwell	25,323
1963	Houston	SF 9, Houston 2	Sanford	Farrell	19,591
1964	Cincinnati	Houston 6, Cincinnati 3	Johnson	Maloney	27,878
1965	Houston	Phil. 2, Houston 0	SHORT	Bruce	42,652
1966	Los Angeles	Los Angeles 3, Houston 2	OSTEEN	Roberts, R.	34,520
1967	Houston	Houston 6, Atlanta 1	CUELLAR	Kelley	26,001
1968	Houston	Houston 5, Pittsburgh 4	DIERKER	Pizarro	21,320
1969	San Diego	San Diego 2, Houston 1	SELMA	Wilson	23,370
1970	San Francisco	Houston 8, SF 5	Dierker	Perry	30,933
1971	Houston	Houston 5, Los Angeles 2	DIERKER	Singer	22,421
1972	Houston	SF 5, Houston 0	Marichal	Wilson	23,021
1973	Atlanta	Houston 2, Atlanta 1 (13)	Gladding	Upshaw	23,385
1974	San Francisco	SF 5, Houston 1	Bradley	Roberts, D.	17,527
1975	Houston	Houston 6, Atlanta 2	DIERKER	Niekro	14,959
1976	Cincinnati	Cincinnati 11, Houston 5	Nolan	Richard	52,949
1977	Houston	Houston 3, Atlanta 2 (11)	Forsch	Johnson	25,781
1978	Cincinnati	Cincinnati 11, Houston 9	Borbon	Richard	52,378
1979	Houston	Houston 2, Atlanta 1	Richard	Niekro, P.	29,658
1980	Houston	Houston 3, Los Angeles 2	Richard	Hooton	33,270
1981	Los Angeles	Los Angeles 2, Houston 0	VALENZUELA	Niekro	50,511
1982	Houston	St. Louis 14, Houston 3	Forsch	Ryan	33,521
1983	Houston	LA 16, Houston 7	Pena	LaCorte	27,343
1984	Houston	Montreal 4, Houston 2	Lean	Niekro	28,105
1985	Houston	Houston 2, Los Angeles 1	Ryan	Valenzuela	42,876
1986	Houston	SF 8, Houston 3	Krukow	Ryan	22,935
1987	Houston	Houston 4, Los Angeles 3	Scott	Hershiser	44,585
1988	Houston	Houston 6, San Diego 3	Scott	McCullers	39,906
1989	Houston	Houston 10, Atlanta 3	Scott	Smith, Z.	27,989
1990	Houston	Cincinnati 8, Houston 4 (11)	Myers	Kerfeld	38,324
1991	Cincinnati	Cincinnati 6, Houston 2	Browning	Scott	55,205
1992	Houston	Atlanta 2, Houston 0	GLAVINE	Harnisch	25,318
1993	Houston	Phil. 3, Houston 1	MULHOLLAND	Drabek	44,560
1994	Houston	Houston 6, Montreal 5 (12)	Edens	Shaw	43,438
1995	San Diego	Houston 10, SD 2	Drabek	Benes	38,124
1996	Houston	LA 4, Houston 3	Martinez, R.	Reynolds	34,375
1997	Houston	Houston 2, Atlanta 1	Reynolds	Smoltz	44,618
1998	Houston	SF 9, Houston 4 (13)	Johnstone	Nitkowski	43,776
1999	Houston	Houston 4, Chicago 2	Reynolds	Trachsel	51,668
2000	Pittsburgh	Houston 5, Pittsburgh 2	Reynolds	Schmidt	54,399
2001	Houston	Houston 11, Milwaukee 5	Elarton	Haynes	36,526
2002	Houston	Milwaukee 9, Houston 3	Sheets	Miller	42,262
2003	Houston	Houston 10, Colorado 4	Oswalt	Jennings	43,241
2004	Houston	San Francisco 5, Houston 4	Rodriguez	Dotel	43,351
2005	Houston	St. Louis 7, Houston 3	Carpenter	Oswalt	43,567
2006	Houston	Houston 1, Florida 0	Oswalt	Johnson	43,666
2007	Houston	Pittsburgh 4, Houston 2	Capps	Qualls	43,803
2008	San Diego	San Diego 4, Houston 0	Peavy	Oswalt	44,965
2009	Houston	Chicago 4, Houston 2	Zambrano	Oswalt	43,827
2010	Houston	San Francisco 5, Houston 2	Lincecum	Oswalt	43,836*
2011	Philadelphia	Philadelphia 5, Houston 4	Baez	Lyon	45,237
2012	Houston	Colorado 5, Houston 3	Guthrie	W. Rodriguez	43,464
2013	Houston	Houston 8, Texas 2	Norris	Harrison	41,307
2014	Houston	Houston 6, New York (AL) 2	Feldman	Sabathia	42,117
2015	Houston	Houston 2, Cleveland 0	Keuchel	Kluber	43,753
2016	New York (AL)	Houston 5, New York (AL) 2	Keuchel	Tanaka	47,820
2017	Houston	Houston 3, Seattle 0	Keuchel	Hernandez	41,678
2018	Texas	Houston 4, Texas 1	Verlander	Hamels	47,253
2019	Tampa Bay	Houston 5, Tampa Bay 1	Verlander	Snell	25,025
2020	Houston	Houston 8, Seattle 2	Verlander	Gonzales	0
2021	Oakland	Houston 8, Oakland 1	Greinke	Bassitt	10,436
2022	Los Angeles (AL)	Houston 3, Los Angeles (AL) 1	Valdez	Ohtani	44,723
2023	Chicago (AL)	Chicago (AL) 3, Houston 2	Pressly	Graveman	43,032

*set a new Minute Maid Park attendance record (regular or postseason)

HOUSTON OPENING DAY LINEUPS (1962-1989)

1962

Aspromonte	5
Spangler	8
Mejias	9
Larker	3
Pendleton	7
Smith	2
Amalfitano	4
Buddin	6
Shantz	1

1963

Fazio	4
Spangler	7
Runnels	3
Staub	9
Aspromonte	5
Goss	8
Campbell	2
Lillis	6
Farrell	1

1964

Kasko	6
Fox	4
Runnels	3
Bond	7
Staub	9
Wynn	8
Aspromonte	5
Bateman	2
Johnson	1

1965

Lillis	6
Morgan	4
Wynn	8
Bond	3
Aspromonte	5
Beauchamp	7
Gaines	9
Bateman	2
Bruce	1

1966

Maye	7
Jackson	6
Wynn	8
Nicholson	9
Morgan	4
Aspromonte	5
Harrison	3
Bateman	2
R. Roberts	1

1967

Jackson	6
Morgan	4
Pointer	7
Wynn	8
Aspromonte	5
Staub	9
Mathews	3
Bateman	2
Cuellar	1

1968

Davis	8
Morgan	4
King	2
Staub	3
Wynn	7
Miller	9
Aspromonte	5
Torres	6
Dierker	1

1969

Alou	9
Morgan	4
Miller	8
Rader	5
Bleflary	3
Watson	7
Menke	6
Edwards	2
Wilson	1

1970

Morgan	4
Pepitone	9
Wynn	8
Mayberry	3
Menke	6
Davis	7
Rader	5
Edwards	2
Dierker	1

1971

Cedeno	9
Morgan	4
Wynn	8
Watson	7
Menke	3
Rader	5
Edwards	2
Metzger	6
Dierker	1

1972

Metzger	6
Cedeno	8
Wynn	9
May	3
Watson	7
Rader	5
Helms	4
Edwards	2
Wilson	1

1973

Wynn	9
Helms	4
Cedeno	8
Watson	7
May	3
Rader	5
Edwards	2
Metzger	6
D. Roberts	1

1974

Gross	9
Metzger	6
Cedeno	8
Watson	7
M. May	2
L. May	3
Rader	5
Helms	4
D. Roberts	1

1975

Cabell	7
Andrews	4
Cedeno	8
M. May	2
Johnson	3
Cruz	9
Rader	5
Metzger	6
Dierker	1

1976

Howard	7
Cabell	5
Cedeno	8
Watson	3
Johnson	2
Gross	9
Milbourne	4
Metzger	6
Richard	1

1977

Gonzalez	4
Cabell	5
Cruz	9
Watson	3
Crawford	7
Ferguson	2
Gardner	8
Metzger	6
Richard	1

1978

Puhl	7
Cabell	5
Cedeno	8
Cruz	9
Watson	3
Ferguson	2
Howe	4
Metzger	6
Richard	1

1979

Puhl	9
Reynolds	6
Cedeno	8
Cruz	7
Cabell	5
Watson	3
Howe	4
Ashby	2
Richard	1

1980

Puhl	9
Reynolds	6
Cedeno	8
Morgan	4
Cruz	7
Cabell	5
Howe	3
Ashby	2
Richard	1

1981

Puhl	9
Reynolds	6
Cedeno	8
Cruz	7
Howe	5
Roberts	3
Thon	4
Pujols	2
Niekro	1

1982

Puhl	9
Scott	8
Garner	4
Cruz	7
Ashby	2
Knight	5
Howe	3
Reynolds	6
Ryan	1

1983

Moreno	8
Doran	4
Thon	6
Garner	5
Cruz	7
Knight	3
Puhl	9
Pujols	2
Niekro	1

1984

Doran	4
Puhl	9
Thon	6
Cruz	7
Mumphrey	8
Knight	3
Walling	5
Ashby	2
Niekro	1

1985

Thon	6
Cabell	3
Garner	5
Cruz	7
Mumphrey	8
Puhl	9
Ashby	2
Doran	4
Ryan	1

1986

Bullock	7
Doran	4
Walling	5
Davis	3
Bailey	2
Bass	9
Walker	8
Thon	6
Ryan	1

1987

Doran	4
Hatcher	8
Cruz	7
Davis	3
Bass	9
Ashby	2
Reynolds	6
Garner	5
Scott	1

1988

Young	8
Hatcher	7
Doran	4
Davis	3
Walling	5
Ashby	2
Puhl	9
Ramirez	6
Scott	1

1989

Young	8
Ramirez	6
Hatcher	7
Davis	3
Bass	9
Doran	4
Caminiti	5
Biggio	2
Scott	1

HOUSTON OPENING DAY LINEUPS (1990-2016)

1990

Young.....	8
Biggio.....	2
Doran.....	4
Davis.....	3
Wilson.....	9
Anthony.....	7
Caminiti.....	5
Ramirez.....	6
Scott.....	1

1991

Yelding.....	6
Finley.....	8
Biggio.....	2
Gonzalez.....	7
Caminiti.....	5
Bagwell.....	3
Rhodes.....	9
McLemore.....	4
Scott.....	1

1992

Biggio.....	4
Finley.....	8
Bagwell.....	3
Incaviglia.....	9
Caminiti.....	5
Gonzalez.....	7
Servais.....	2
Cedeno.....	6
Harnisch.....	1

1993

Biggio.....	4
Finley.....	8
Bagwell.....	3
Anthony.....	9
Caminiti.....	5
Gonzalez.....	7
Cedeno.....	6
Taubensee.....	2
Drabek.....	1

1994

Mouton.....	9
Finley.....	8
Biggio.....	4
Bagwell.....	3
Gonzalez.....	7
Caminiti.....	5
Servais.....	2
Cedeno.....	6
Harnisch.....	1

1995

Biggio.....	4
Gonzalez.....	7
Bagwell.....	3
Bell.....	8
Plantier.....	9
Magadan.....	5
Servais.....	2
Miller.....	6
Drabek.....	1

1996

Hunter.....	8
Biggio.....	4
Bagwell.....	3
Bell.....	9
May.....	7
Berry.....	5
Wilkins.....	2
Miller.....	6
Reynolds.....	1

1997

Biggio.....	4
Listach.....	6
Bagwell.....	3
Bell.....	8
Gonzalez.....	7
Berry.....	5
Abreu.....	9
Ausmus.....	2
Reynolds.....	1

1998

Biggio.....	4
Bell.....	9
Bagwell.....	3
Berry.....	5
Alou.....	7
Hidalgo.....	8
Gutierrez.....	6
Ausmus.....	2
Reynolds.....	1

1999

Biggio.....	4
Bell.....	9
Bagwell.....	3
Caminiti.....	5
Everett.....	8
Hidalgo.....	7
Eusebio.....	2
Gutierrez.....	6
Reynolds.....	1

2000

Biggio.....	4
Spiers.....	7
Bagwell.....	3
Caminiti.....	5
Alou.....	9
Hidalgo.....	8
Eusebio.....	2
Bogar.....	6
Reynolds.....	1

2001

Lugo.....	6
Biggio.....	4
Bagwell.....	3
Berkman.....	7
Hidalgo.....	8
Ward.....	9
Ausmus.....	2
Truby.....	5
Elarton.....	1

2002

Biggio.....	4
Zaun.....	2
Bagwell.....	3
Berkman.....	8
Hidalgo.....	9
Ward.....	7
Ensborg.....	5
Everett.....	6
Miller.....	1

2003

Biggio.....	8
Blum.....	5
Bagwell.....	3
Berkman.....	7
Kent.....	4
Hidalgo.....	9
Ausmus.....	2
Lugo.....	6
Oswalt.....	1

2004

Biggio.....	8
Everett.....	6
Bagwell.....	3
Kent.....	4
Hidalgo.....	9
Berkman.....	7
Ensborg.....	5
Ausmus.....	2
Oswalt.....	1

2005

Everett.....	6
Biggio.....	4
Bagwell.....	3
Ensborg.....	5
Scott.....	7
Lane.....	9
Ausmus.....	2
Taveras.....	8
Oswalt.....	1

2006

Biggio.....	4
Taveras.....	8
Berkman.....	3
Ensborg.....	5
Wilson.....	7
Lane.....	9
Ausmus.....	2
Everett.....	6
Oswalt.....	1

2007

Biggio.....	4
Everett.....	6
Berkman.....	3
Lee.....	7
Ensborg.....	5
Scott.....	9
Burke.....	8
Ausmus.....	2
Oswalt.....	1

2008

Bourn.....	8
Pence.....	9
Berkman.....	3
Lee.....	7
Tejada.....	6
Wigginton.....	5
Loretta.....	4
Ausmus.....	2
Oswalt.....	1

2009

Matsui.....	4
Rodriguez.....	2
Berkman.....	3
Lee.....	7
Tejada.....	6
Blum.....	5
Pence.....	9
Bourn.....	8
Oswalt.....	1

2010

Bourn.....	8
Matsui.....	4
Pence.....	9
Lee.....	7
Blum.....	5
Feliz.....	3
Towles.....	2
Manzella.....	6
Oswalt.....	1

2011

Bourn.....	8
Sanchez.....	6
Pence.....	9
Lee.....	7
Hall.....	4
Johnson.....	5
Wallace.....	3
Quintero.....	2
Myers.....	1

2012

Schafer.....	8
Altuve.....	4
Martinez.....	7
Lee.....	3
Bogusevic.....	9
Johnson.....	5
Castro.....	2
Gonzalez.....	6
Rodriguez.....	1

2013

Altuve.....	4
Wallace.....	3
Carter.....	7
Pena.....	DH
Maxwell.....	8
Castro.....	2
Dominguez.....	5
Barnes.....	9
Cedeno.....	6
Norris.....	1

2014

Fowler.....	8
Grossman.....	7
Altuve.....	4
Castro.....	2
Guzman.....	3
Carter.....	DH
Dominguez.....	5
Hoes.....	9
Villar.....	6
Feldman.....	1

2015

Altuve.....	4
Springer.....	9
Valbuena.....	5
Gattis.....	DH
Carter.....	3
Castro.....	2
Lowrie.....	6
Rasmus.....	7
Marisnick.....	8
Keuchel.....	1

2016

Altuve.....	4
Springer.....	9
Correa.....	6
Rasmus.....	7
Gomez.....	8
Valbuena.....	5
Tucker.....	DH
Gonzalez.....	3
Castro.....	2
Keuchel.....	1

HOUSTON OPENING DAY LINEUPS (2017-2023)

2017

Springer	8
Bregman	5
Altuve	4
Correa	6
Beltrán	DH
Reddick	9
Gurriel	3
McCann	2
Aoki	7
Keuchel	1

2021

Altuve	4
Brantley	7
Bregman	5
Tucker	9
Correa	6
Alvarez	DH
Gurriel	3
Straw	8
Maldonado	2
Greinke	1

2018

Springer	9
Bregman	5
Altuve	4
Correa	6
Gonzalez	3
Reddick	7
Gattis	DH
Marisnick	8
McCann	2
Verlander	1

2022

Altuve	4
Brantley	DH
Bregman	5
Alvarez	7
Gurriel	3
Tucker	9
Peña	6
McCormick	8
Maldonado	2
Valdez	1

2019

Springer	9
Altuve	4
Bregman	5
Brantley	7
Gurriel	3
White	DH
Chirinos	2
Diaz	6
Marisnick	8
Verlander	1

2023

Peña	6
Bregman	5
Alvarez	7
Abreu	3
Tucker	9
Diaz	DH
Meyers	8
Maldonado	2
Dubón	4
Valdez	1

2020

Springer	8
Altuve	4
Bregman	5
Brantley	7
Gurriel	3
Correa	6
Reddick	9
Diaz	DH
Maldonado	2
Verlander	1

OPENING DAY START LEADERS

POS	NAME	# of starts (last)	POS	NAME	# of starts (last)
C	Brad Ausmus	9 (2008)	LF	Jose Cruz	8 (1987)
1B	Jeff Bagwell	15 (2005)	CF	Cesar Cedeño	9 (1981)
2B	Craig Biggio	14 (2007)	RF	Terry Puhl	8 (1988)
3B	Ken Caminiti	8 (2000)	P	Roy Oswalt	8 (2010)
SS	Roger Metzger	8 (1978)	DH	Evan Gattis	2 (2018)

FRANCHISE SINGLE-SEASON LEADERS BY POSITION

Pos.	Player	HR	Year	Player	RBI	Year	Player	Avg.	Year
P	Dave Giusti	3	1967	Shane Reynolds	14	1999	Mike Hampton	.311	1999
C	Evan Gattis	19	2016	Mitch Meluskey	67	2000	Mitch Meluskey	.306	2000
1B	Jeff Bagwell	47	2000	Jeff Bagwell	133	1997	Jeff Bagwell	.368	1994
2B	Jose Altuve	31	2019,21	Jeff Kent	106	2004	Jose Altuve	.348	2017
SS	Carlos Correa	26	2021	Carlos Correa	93	2016	Carlos Correa	.318	2017
3B	Morgan Ensberg	36	2005	Morgan Ensberg	101	2005	Dave Magadan	.323	1995
LF	Moises Alou	37	1998	Moises Alou	121	1998	Lance Berkman	.324	2001
CF	Richard Hidalgo	37	2000	Richard Hidalgo	103	2000	Richard Hidalgo	.330	2000
RF	Kyle Tucker	29	2023	Derek Bell	111	1996	Derek Bell	.336	1995
DH	Chris Carter	34	2014	Evan Gattis	79	2015	Yordan Alvarez	.251	2021

SINGLE-SEASON GAMES PLAYED LEADERS, BY POSITION

CATCHER		1ST BASE		2ND BASE		3RD BASE		
1962	Smith	92	Larker	135	Amalfitano	110	Aspromonte	141
1963	Bateman	115	Staub	109	Fazio	84	Aspromonte	131
1964	Grote	98	Bond	76	Fox	115	Aspromonte	155
1965	Brand	102	Bond	74	Morgan	157	Aspromonte	147
1966	Bateman	121	Harrison	114	Morgan	117	Aspromonte	149
1967	Bateman	71	Mathews	79	Morgan	130	Aspromonte	133
1968	Bateman	108	Staub	147	Menke	120	Rader	86
1969	Edwards	151	Blefary	152	Morgan	132	Rader	154
1970	Edwards	139	Watson	83	Morgan	142	Rader	154
1971	Edwards	104	Menke	101	Morgan	157	Rader	135
1972	Edwards	105	May	146	Helms	139	Rader	152
1973	Jutze	86	May	144	Helms	145	Rader	152
1974	May	116	May	145	Helms	133	Rader	152
1975	May	103	Watson	118	Andrews	94	Rader	124
1976	Herrmann	79	Watson	155	Andrews	108	Cabell	143
1977	Ferguson	122	Watson	146	Howe	96	Cabell	144
1978	Pujols	55	Watson	128	Howe	107	Cabell	153
1979	Ashby	105	Cedeno	90	Landestoy	114	Cabell	132
1980	Ashby	114	Howe	76	Morgan	130	Cabell	149
1981	Ashby	81	Cedeno	46	Pittman	35	Howe	98
1982	Ashby	95	Knight	96	Garner	136	Howe	72
1983	Ashby	85	Knight	143	Doran	153	Garner	154
1984	Bailey	108	Cabell	112	Doran	139	Garner	82
1985	Bailey	110	Davis	89	Doran	147	Garner	123
1986	Ashby	102	Davis	156	Doran	144	Walling	102
1987	Ashby	110	Davis	151	Doran	162	Walling	79
1988	Trevino	74	Davis	151	Doran	130	Bell	65
1989	Biggio	125	Davis	156	Doran	138	Caminiti	160
1990	Biggio	113	Davis	91	Doran	99	Caminiti	149
1991	Biggio	139	Bagwell	155	Candaele	109	Caminiti	152
1992	Taubensee	103	Bagwell	159	Biggio	161	Caminiti	129
1993	Taubensee	90	Bagwell	141	Biggio	155	Caminiti	143
1994	Servais	78	Bagwell	109	Biggio	113	Caminiti	108
1995	Eusebio	103	Bagwell	114	Biggio	141	Magadan	100
1996	Wilkins	82	Bagwell	162	Biggio	162	Berry	110
1997	Ausmus	129	Bagwell	159	Biggio	160	Berry	85
1998	Ausmus	124	Bagwell	147	Biggio	159	Spiers	99
1999	Eusebio	99	Bagwell	161	Biggio	155	Caminiti	75
2000	Meluskey	103	Bagwell	158	Biggio	101	Truby	74
2001	Ausmus	127	Bagwell	160	Biggio	154	Castilla	121
2002	Ausmus	129	Bagwell	153	Biggio	142	Blum	104
2003	Ausmus	143	Bagwell	158	Kent	128	Ensberg	111
2004	Ausmus	128	Bagwell	152	Kent	139	Ensberg	118
2005	Ausmus	134	Berkman	96	Biggio	141	Ensberg	148
2006	Ausmus	138	Berkman	112	Biggio	129	Ensberg	117
2007	Ausmus	114	Berkman	126	Biggio	114	Ensberg	68
2008	Ausmus	77	Berkman	152	Matsui	94	Wigginton	82
2009	Rodriguez	90	Berkman	131	Matsui	130	Blum	102
2010	Quintero	87	Berkman	85	Keppinger	126	Johnson	90
2011	Quintero	77	Wallace	96	Altuve	55	Johnson	101
2012	Castro	79	Lee	65	Altuve	147	Johnson	88
2013	Castro	98	Carter/Wallace	61	Altuve	145	Dominguez	149
2014	Castro	114	Singleton	91	Altuve	156	Dominguez	153
2015	Castro	103	Carter	115	Altuve	153	Valbuena	99
2016	Castro	111	Gonzalez	92	Altuve	148	Valbuena	81
2017	McCann	95	Gurriel	131	Altuve	149	Bregman	132
2018	Stassi	82	Gurriel	109	Altuve	130	Bregman	136
2019	Chirinos	112	Gurriel	110	Altuve	121	Bregman	99
2020	Maldonado	47	Gurriel	55	Altuve	48	Bregman	42
2021	Maldonado	123	Gurriel	142	Altuve	144	Bregman	90
2022	Maldonado	113	Gurriel	142	Altuve	136	Bregman	154
2023	Maldonado	116	Abreu	134	Altuve	88	Bregman	160

SINGLE-SEASON GAMES PLAYED LEADERS, BY POSITION

SHORTSTOP			LEFT FIELD		CENTER FIELD		RIGHT FIELD	
1962	Lillis	98	Spangler	92	Warwick	117	Mejias	142
1963	Lillis	125	Spangler	87	Goss	123	Warwick	114
1964	Kasko	128	Spangler	106	White	57	Gaines	81
1965	Lillis	104	Maye	91	Wynn	155	Staub	110
1966	Jackson	150	Maye	97	Wynn	104	Staub	105
1967	Jackson	128	Davis	64	Wynn	157	Staub	144
1968	Torres	127	Wynn	59	Wynn	91	Miller	65
1969	Menke	131	Alou	65	Wynn	149	Miller	97
1970	Menke	133	Wynn	66	Wynn	87	Alou	89
1971	Metzger	148	Watson	87	Cedeno	124	Wynn	72
1972	Metzger	153	Watson	143	Cedeno	137	Wynn	136
1973	Metzger	149	Watson	142	Cedeno	136	Wynn	127
1974	Metzger	143	Watson	140	Cedeno	157	Gross	143
1975	Metzger	126	Gross	61	Cedeno	131	Cruz	68
1976	Metzger	150	Cruz	84	Cedeno	146	Gross	115
1977	Metzger	96	Puhl	50	Cedeno	137	Cruz	155
1978	Sexton	58	Walling	67	Puhl	106	Cruz	152
1979	Reynolds	143	Cruz	156	Puhl	110	Leonard	100
1980	Reynolds	135	Cruz	158	Cedeno	136	Puhl	107
1981	Reynolds	85	Cruz	105	Scott	55	Puhl	71
1982	Thon	119	Cruz	155	Scott	125	Puhl	123
1983	Thon	154	Cruz	160	Moreno	97	Puhl	118
1984	Reynolds	143	Cruz	160	Mumphrey	137	Puhl	123
1985	Reynolds	102	Cruz	136	Bass	105	Mumphrey	68
1986	Thon	104	Cruz	134	Hatcher	95	Bass	133
1987	Reynolds	128	Cruz	97	Hatcher	94	Bass	155
1988	Ramirez	154	Hatcher	124	Young	145	Bass	147
1989	Ramirez	149	Hatcher	96	Young	143	Puhl	66
1990	Ramirez	129	Stubbs	67	Yelding	83	Wilson	93
1991	Yelding	72	Gonzalez	133	Finley	124	Finley	72
1992	Cedeno	70	Gonzalez	111	Finley	160	Anthony	113
1993	Cedeno	149	Gonzalez	149	Finley	140	Anthony	121
1994	Cedeno	95	Gonzalez	111	Finley	92	Mouton	80
1995	Miller	89	Gonzalez	55	Hunter	74	Bell	82
1996	Miller	116	Mouton	79	Hunter	127	Bell	157
1997	Bogar	80	Gonzalez	146	Carr	59	Bell	89
1998	Gutierrez	141	Alou	152	Everett	121	Bell	154
1999	Bogar	90	Hidalgo	97	Everett	118	Bell	126
2000	Bogar	95	Alou	59	Hidalgo	126	Alou	64
2001	Lugo	133	Berkman	128	Hidalgo	128	Alou	130
2002	Lugo	84	Ward	122	Berkman	122	Hidalgo	110
2003	Everett	128	Berkman	153	Biggio	150	Hidalgo	137
2004	Everett	99	Biggio	83	Beltran	89	Berkman	90
2005	Everett	150	Burke	83	Taveras	148	Lane	137
2006	Everett	149	Wilson	94	Taveras	138	Lane	89
2007	Loretta	72	Lee	157	Pence	95	Scott	101
2008	Tejada	157	Lee	110	Bourn	130	Pence	159
2009	Tejada	158	Lee	154	Bourn	154	Pence	157
2010	Manzella	82	Lee	133	Bourn	138	Pence	156
2011	Barnes	122	Lee	80	Bourn	103	Pence	100
2012	Lowrie	93	J.D. Martinez	100	Schafer	87	Bogusevic	104
2013	Villar	58	J.D. Martinez	50	Barnes	116	Hoes	44
2014	Villar	82	Grossman	67	Fowler	111	Springer	71
2015	Correa	99	Tucker	79	Marisnick	99	Springer	93
2016	Correa	153	Rasmus	87	Gomez	78	Springer	147
2017	Correa	108	Aoki	56	Springer	84	Reddick	102
2018	Correa	109	Gonzalez	73	Marisnick	96	Reddick	111
2019	Correa	75	Brantley	120	Marisnick	109	Reddick	119
2020	Correa	57	Tucker	41	Springer	42	Reddick	50
2021	Correa	148	Brantley	84	Straw	96	Tucker	133
2022	Peña	134	McCormick	64	McCormick	60	Tucker	147
2023	Peña	150	Julks	69	Meyers	105	Tucker	153

ASTROS FRONT OFFICE
ASTROS COACHING STAFF
HOUSTON ASTROS
SCOUTING & PLAYER DEVELOPMENT
2023 SEASON IN REVIEW
2024 OPPONENTS
HISTORY & RECORDS
SPRING TRAINING
MEDIA INFORMATION
MINUTE MAID PARK

BASEBALL WRITERS ASSOCIATION OF AMERICA AWARDS

As voted by the Houston Chapter of BBWAA

ASTROS MOST VALUABLE PLAYER

1962.....	Bob Lillis
1963.....	Hal Woodeshick
1964.....	Bob Aspromonte
1965.....	Jimmy Wynn
1966.....	Rusty Staub
1967.....	Rusty Staub
1968.....	Denis Menke
1969.....	Larry Dierker
1970.....	Joe Morgan
1971.....	Don Wilson
1972.....	Cesar Cedeño
1973.....	Roger Metzger
1974.....	Greg Gross
1975.....	Bob Watson
1976.....	J.R. Richard
1977.....	Jose Cruz
1978.....	Enos Cabell
1979.....	Joe Niekro
1980.....	Jose Cruz
1981.....	Nolan Ryan
1982.....	Ray Knight
1983.....	Jose Cruz
1984.....	Jose Cruz
1985.....	Bill Doran
1986.....	Mike Scott
1987.....	Bill Doran
1988.....	Glenn Davis
1989.....	Mike Scott
1990.....	Danny Darwin
1991.....	Jeff Bagwell
1992.....	Doug Jones
1993.....	Jeff Bagwell
1994.....	Jeff Bagwell
1995.....	Craig Biggio
1996.....	Jeff Bagwell
1997.....	Craig Biggio
1998.....	Craig Biggio
1999.....	Jeff Bagwell
2000.....	Jeff Bagwell
2001.....	Lance Berkman
2002.....	Lance Berkman
2003.....	Richard Hidalgo
2004.....	Lance Berkman
2005.....	Morgan Ensberg
2006.....	Lance Berkman
2007.....	Carlos Lee
2008.....	Lance Berkman
2009.....	Michael Bourn
2010.....	Hunter Pence
2011.....	Hunter Pence
2012.....	Jose Altuve
2013.....	Jason Castro
2014.....	Jose Altuve
2015.....	Dallas Keuchel
2016.....	Jose Altuve
2017.....	Jose Altuve
2018.....	Alex Bregman
2019.....	Alex Bregman
2020.....	George Springer
2021.....	Carlos Correa
2022.....	Yordan Alvarez
2023.....	Kyle Tucker

ASTROS PITCHER OF THE YEAR

1997.....	Darryl Kile
1998.....	Shane Reynolds
1999.....	Mike Hampton
2000.....	Scott Elarton
2001.....	Wade Miller
2002.....	Roy Oswalt
2003.....	Billy Wagner
2004.....	Roger Clemens
2005.....	Andy Pettitte
2006.....	Roy Oswalt
2007.....	Roy Oswalt
2008.....	Jose Valverde
2009.....	Wandy Rodriguez
2010.....	Brett Myers
2011.....	Wandy Rodriguez
2012.....	Wilton Lopez
2013.....	Brett Oberholzer
2014.....	Dallas Keuchel
2015.....	Dallas Keuchel
2016.....	Chris Devenski
2017.....	Dallas Keuchel/Brad Peacock
2018.....	Justin Verlander
2019.....	Justin Verlander
2020.....	Framber Valdez
2021.....	Lance McCullers Jr.
2022.....	Justin Verlander
2023.....	Framber Valdez

ASTROS ROOKIE OF THE YEAR

1994.....	John Hudek
1995.....	Brian Hunter
1996.....	Billy Wagner
1997.....	Chris Holt
1998.....	Scott Elarton
1999.....	Daryle Ward
2000.....	Mitch Meluskey
2001.....	Roy Oswalt
2002.....	Ricky Stone
2003.....	Brad Lidge
2004.....	Chad Qualls
2005.....	Willy Taveras
2006.....	Luke Scott
2007.....	Hunter Pence
2008.....	Wesley Wright
2009.....	Jeff Fulchino
2010.....	Chris Johnson
2011.....	J.D. Martinez
2012.....	Lucas Harrell
2013.....	Jarred Cosart
2014.....	Collin McHugh
2015.....	Carlos Correa
2016.....	Chris Devenski
2017.....	Yuli Gurriel
2018.....	Max Stassi
2019.....	Yordan Alvarez
2020.....	Cristian Javier
2021.....	Luis Garcia
2022.....	Jeremy Peña
2023.....	Yainer Diaz

BASEBALL WRITERS ASSOCIATION OF AMERICA AWARDS

As voted by the Houston Chapter of BBWAA

DARRYL KILE GOOD GUY OF THE YEAR

Honoring an Astros player who exhibits "character and decency toward teammates, media and fans."

2002.....	Jeff Bagwell
2003.....	Roy Oswalt
2004.....	Morgan Ensberg
2005.....	Brad Lidge
2006.....	Lance Berkman
2007.....	Woody Williams
2008.....	Hunter Pence
2009.....	Brian Moehler
2010.....	Geoff Blum
2011.....	Jason Bourgeois
2012.....	Jason Castro
2013.....	Carlos Corporan
2014.....	Scott Feldman
2015.....	Hank Conger
2016.....	Collin McHugh
2017.....	Carlos Correa
2018.....	Charlie Morton
2019.....	Will Harris
2020.....	Brad Peacock
2021.....	Alex Bregman
2022.....	Martin Maldonado
2023.....	Jose Altuve

FRED HARTMAN AWARD

For Long and Meritorious Service

1985.....	Donald Davidson
1986.....	Fred Hartman
1987.....	Gene Elston
1988.....	Jim "Doc" Ewell
1989.....	Vivian Smith
1990.....	Allen Russell
1991.....	Clark Nealon
1992.....	Bob Green
1993.....	Tal Smith
1994.....	Billy Joe Bowman
1995.....	Larry Dierker
1996.....	Bob Watson
1997.....	Bill Virdon
1998.....	Dennis Liborio
1999.....	Mickey Herskowitz
2000.....	Milo Hamilton
2001.....	Wayne Graham
2002.....	Harry Shattuck
2003.....	Charlie Maiorana
2004.....	Gerry Hunsicker
2005.....	Gene Coleman
2006.....	Dan Cunningham
2007.....	Jackie Moore
2008.....	Neil Hohlfield
2009.....	Ivy McLemore
2010.....	Barry Waters
2011.....	Bill Brown
2012.....	Rene Cardenas
2013.....	Steve Perry
2014.....	Jamie Hildreth
2015.....	Nolan Ryan
2016.....	Mike Lutz
2017.....	Bob Watson
2018.....	Willie Berry
2019.....	Bob Ford
2020.....	Carl Schneider
2021.....	Mike Acosta
2022.....	Marian Harper
2023.....	Dusty Baker

ASTROS AWARD WINNERS

CY YOUNG

Mike Scott.....	1986
Roger Clemens.....	2004
Dallas Keuchel.....	2015
Justin Verlander.....	2019
Justin Verlander.....	2022

JACKIE ROBINSON ROOKIE OF THE YEAR

Jeff Bagwell.....	1991
Carlos Correa.....	2015
Yordan Alvarez.....	2019

BBWAA MANAGER OF THE YEAR

Hal Lanier.....	1986
Larry Dierker.....	1998

SPORTING NEWS MANAGER OF THE YEAR

Bill Virdon.....	1980
------------------	------

MOST VALUABLE PLAYER

Jeff Bagwell.....	1994
Jose Altuve.....	2017

SPORTING NEWS PLAYER OF THE YEAR

Jeff Bagwell.....	1994
Jose Altuve.....	2016
Jose Altuve.....	2017

SPORTING NEWS ROOKIE OF THE YEAR

Joe Morgan.....	1965
Tom Griffin (NL Rookie Pitcher of the Year).....	1969
Greg Gross.....	1973
Jeffrey Leonard.....	1979
Jeff Bagwell.....	1991
Al Osuna (NL Rookie Pitcher of the Year).....	1991
Roy Oswalt (NL Rookie Pitcher of the Year).....	2001
Willy Taveras.....	2005
Carlos Correa.....	2015
Yordan Alvarez.....	2019

LOUISVILLE SLUGGER SILVER SLUGGER (Est. 1980)

Dickie Thon.....	1983 (SS)
Jose Cruz.....	1983, 1984 (OF)
Glenn Davis.....	1986 (1B)
Craig Biggio.....	1989 (C), 1994, 1995, 1997, 1998 (2B)
Jeff Bagwell.....	1994, 1997, 1999 (1B)
Moises Alou.....	1998 (OF)
Mike Hampton.....	1999 (P)
Morgan Ensberg.....	2005 (3B)
Carlos Lee.....	2007 (LF)
Jose Altuve.....	2014, 2015, 2016, 2017, 2018, 2022 (2B)
George Springer.....	2017, 2019 (OF)
Alex Bregman.....	2019 (3B)
Zack Greinke.....	2019 (P)
Yordan Alvarez.....	2022 (DH)
Kyle Tucker.....	2023 (OF)

ASTROS AWARD WINNERS

RAWLINGS GOLD GLOVE WINNERS

1970	Doug Rader	third base
1971	Doug Rader	third base
1972	Doug Rader	third base
1972	Cesar Cedeno	outfield
1973	Doug Rader	third base
1973	Cesar Cedeno	outfield
1973	Roger Metzger	shortstop
1974	Doug Rader	third base
1974	Cesar Cedeno	outfield
1975	Cesar Cedeno	outfield
1976	Cesar Cedeno	outfield
1994	Jeff Bagwell	first base
1994	Craig Biggio	second base
1995	Craig Biggio	second base
1996	Craig Biggio	second base
1997	Craig Biggio	second base
2001	Brad Ausmus	catcher
2002	Brad Ausmus	catcher
2006	Brad Ausmus	catcher
2009	Michael Bourn	outfield
2010	Michael Bourn	outfield
2014	Dallas Keuchel	pitcher
2015	Jose Altuve	second base
2015	Dallas Keuchel	pitcher
2016	Dallas Keuchel	pitcher
2018	Dallas Keuchel	pitcher
2019	Zack Greinke	pitcher
2021	Carlos Correa	shortstop
2021	Yuli Gurriel	first base
2022	Kyle Tucker	right field
2022	Jeremy Peña	shortstop
2023	Mauricio Dubón	Utility

RAWLINGS PLATINUM GLOVE AWARD

Carlos Correa	2021
---------------	------

ROBERTO CLEMENTE AWARD

Craig Biggio	2007
--------------	------

HANK AARON AWARD

Jose Altuve	2017
-------------	------

LOU GEHRIG MEMORIAL AWARD

Jose Altuve	2016
-------------	------

PLAYERS OF THE MONTH

Bob Watson	May 1972
Cesar Cedeno	June 1972
Bob Watson	May 1975
Cesar Cedeno	Sept. 1977
Art Howe	May 1981
Jose Cruz	July 1984
Kevin Bass	June 1986
Jeff Bagwell	May 1993
Jeff Bagwell	June 1994
Jeff Bagwell	July 1994
Jeff Bagwell	May 1996
Richard Hidalgo	Sept. 2000
Jeff Bagwell	July 2001
Lance Berkman	May 2004
Lance Berkman	May 2008
Jose Altuve	June 2016
Carlos Correa	May 2017
Jose Altuve	July 2017
Alex Bregman	June 2018
Yuli Gurriel	July 2019
Alex Bregman	August 2019
Kyle Tucker	Sept./Oct 2021
Yordan Alvarez	June 2022
Alex Bregman	August 2022
Yordan Alvarez	September 2023

ROOKIES OF THE MONTH

Roy Oswalt	Aug. 2001
Kirk Saarloos	July 2002
Hunter Pence	May 2007
George Springer	May 2014
Collin McHugh	Sept. 2014
Carlos Correa	June 2015
Yuli Gurriel	July 2017
Yordan Alvarez	June 2019
Yordan Alvarez	July 2019
Yordan Alvarez	August 2019

PITCHERS OF THE MONTH

J.R. Richard	July 1978
Ken Forsch	April 1979
Joe Niekro	May 1979
Joaquin Andujar	June 1979
J.R. Richard	Sept. 1979
J.R. Richard	April 1980
Nolan Ryan	Aug. 1982
Nolan Ryan	May 1984
Mike Scott	June 1989
Danny Darwin^	July 1990
Darryl Kile^	June 1993
Doug Drabek	May 1994
Darryl Kile	July 1997
Randy Johnson	Aug. 1998
Randy Johnson	Sept. 1998
Wade Miller	April 2001
Roy Oswalt	Aug. 2002
Roger Clemens	April 2004
Andy Pettitte	July 2005
Andy Pettitte	Sept. 2005
Roy Oswalt	Sept. 2006
Wandy Rodriguez	July 2009
Dallas Keuchel	April 2015
Dallas Keuchel	May 2015
Scott Kazmir	July 2015
Dallas Keuchel	Aug. 2015
Dallas Keuchel	April 2017
Lance McCullers Jr.	May 2017
Justin Verlander	May 2018
Gerrit Cole	June 2019
Gerrit Cole	July 2019
Gerrit Cole	Sept. 2019

^ - shared award

ASTROS AWARD WINNERS

PLAYERS OF THE WEEK

Jimmy Wynn	April 9-15, 1973	Jason Castro	May 20-26, 2013
Bob Watson	April 30-May 6, 1973	Jason Castro	Aug. 19-25, 2013
Lee May	April 29-May 5, 1974	Dallas Keuchel	May 19-May 25, 2014
Don Wilson	July 1-7, 1974	Chris Carter	Aug. 11-Aug. 17, 2014
Dave Roberts	Aug. 19-25, 1974	Jose Altuve [^]	April 27-May 3, 2015
Cesar Cedeno	June 28-July 4, 1976	Dallas Keuchel	July 13-19, 2015
Bob Watson	July 26-Aug. 1, 1976	Mike Fiers	Aug. 17-23, 2015
Cesar Cedeno	Sept. 5-11, 1977	Tyler White	April 4-10, 2016
J.R. Richard	May 15-21, 1978	Jose Altuve [^]	April 11-17, 2016
Jose Cruz	Sept. 5-11, 1978	Colby Rasmus	April 18-24, 2016
Ken Forsch	April 2-8, 1979	Carlos Correa	June 20-26, 2016
Rafael Landestoy	Sept. 3-9, 1979	Carlos Correa	Aug. 8-14, 2016
Joe Sambito	Aug. 18-24, 1980	George Springer	May 29-June 4, 2017
Bob Knepper	April 20-26, 1981	Jose Altuve	July 3-9, 2017
Nolan Ryan	Sept. 21-27, 1981	Carlos Correa	Sept. 25-Oct. 1, 2017
Nolan Ryan	April 25-May 1, 1983	Justin Verlander	April 9-15, 2018
Nolan Ryan	May 21-27, 1984	Evan Gattis	June 11-17, 2018
Jose Cruz	June 25-July 1, 1984	Alex Bregman	June 25-July 1, 2018
Phil Garner	April 14-20, 1986	Justin Verlander	Sept. 10-16, 2018
Kevin Bass	June 23-29, 1986	Yuli Gurriel	Sept. 16-23, 2018
Mike Scott	Sept. 22-28, 1986	George Springer [^]	May 16-12, 2019
Jose Cruz	April 6-12, 1987	Yuli Gurriel	July 1-7, 2019
Mike Scott	June 15-21, 1987	Justin Verlander	Aug. 26-Sept. 1, 2019
Ken Caminiti	July 13-19, 1987	Gerrit Cole	Sept. 23-29, 2019
Bill Doran	Aug. 17-23, 1987	Alex Bregman	April 9, 2022
Billy Hatcher	May 16-22, 1988	Yordan Alvarez	June 4, 2022
Mike Scott	Aug. 8-14, 1988	Yordan Alvarez	Sept. 17, 2022
Bill Doran	May 15-21, 1989	Chas McCormick	July 14-16, 2023
Glenn Davis	July 10-16, 1989	Framber Valdez	July 31-Aug. 6, 2023
Craig Biggio	July 24-30, 1989	Jose Altuve	Aug. 7-13, 2023
Kevin Bass	Aug. 14-20, 1989	Jose Altuve	Sept. 4-10, 2023
Craig Biggio	April 9-15, 1990	Justin Verlander	Sept. 25-Oct. 1
Franklin Stubbs	Sept. 24-30, 1990		
Ken Caminiti	June 22-28, 1991		
Andujar Cedeno	Sept. 2-8, 1991		
Ken Caminiti	June 22-28, 1992		
Steve Finley	Sept. 28-Oct. 4, 1992		
Jeff Bagwell	May 17-23, 1993		
Darryl Kile	Sept. 6-12, 1993		
Jeff Bagwell	June 14-20, 1994		
Jeff Bagwell	June 21-27, 1994		
Jeff Bagwell	July 19-25, 1994		
Craig Biggio	May 15-21, 1995		
Derek Bell	June 26-July 2, 1995		
Doug Drabek	July 24-30, 1995		
Ken Caminiti	Sept. 12-18, 1995		
Jeff Bagwell	April 21-27, 1997		
Darryl Kile	July 14-20, 1997		
Derek Bell	Aug. 18-24, 1997		
Moises Alou	May 25-31, 1998		
Jose Lima	July 27-Aug. 2, 1998		
Carl Everett	May 10-16, 1999		
Scott Elarton	July 31-Aug. 6, 2000		
Jeff Bagwell	Aug. 7-13, 2000		
Richard Hidalgo [^]	Sept. 5-11, 2000		
Julio Lugo [^]	Sept. 5-11, 2000		
Lance Berkman	June 18-24, 2001		
Lance Berkman	April 29-May 5, 2002		
Morgan Ensberg	June 2-8, 2003		
Richard Hidalgo	April 5-11, 2004		
Roy Oswalt [^]	June 21-27, 2004		
Carlos Beltran	Aug. 23-29, 2004		
Morgan Ensberg	June 27-July 3, 2005		
Hunter Pence [^]	May 14-20, 2007		
Craig Biggio	June 25-July 1, 2007		
Lance Berkman	April 21-27, 2008		
Lance Berkman	May 5-11, 2008		
Carlos Lee	Aug. 4-10, 2008		
Ty Wigginton [^]	Aug. 11-17, 2008		
Roy Oswalt [^]	Sept. 1-7, 2008		
Miguel Tejada	May 18-24, 2009		
Hunter Pence	Aug. 30-Sept. 5, 2010		

[^] - shared award

HOUSTON ALL-STAR GAME SELECTIONS

PITCHERS

		IP	H	R	ER	BB	SO
1962	Turk Farrell (RHP) (28)	1.0	3	3	3	1	2
1963	Hal Woodeshick (LHP) (30)	2.0	1	0	0	1	3
1964	Turk Farrell (RHP) (30)	2.0	2	1	1	1	1
1965	Turk Farrell (RHP) (31)	1.0	0	0	0	1	0
1966	Claude Raymond (RHP) (29)		(Did not play)				
1967	Mike Cueller (LHP) (30)	2.0	1	0	0	0	2
1969	Larry Dierker (RHP) (22)	0.1	1	0	0	0	0
1971	Larry Dierker (RHP) (24)		(Did not play - injured)				
	Don Wilson (RHP) (26)	2.0	0	0	0	1	2
1976	Ken Forsch (RHP) (29)	1.0	0	0	0	0	1
1977	Joaquin Andujar (RHP) (24)		(Did not play - injured)				
1979	Joaquin Andujar (RHP) (26)	2.0	2	2	2	1	0
	Joe Niekro (RHP) (34)		(Did not play)				
	Joe Sambito (LHP) (27)	0.2	0	0	0	1	0
1980	J.R. Richard* (RHP) (30)	2.0	1	0	0	2	3
1981	Bob Knepper (LHP) (27)	2.0	1	0	0	2	3
	Nolan Ryan (RHP) (34)	1.0	0	0	0	0	1
1983	Bill Dawley (RHP) (25)	1.1	1	0	0	0	1
1985	Nolan Ryan (RHP) (38)	3.0	2	0	0	2	2
1986	Mike Scott (RHP) (31)	1.0	1	1	1	0	2
	Dave Smith (RHP) (31)		(Did not play)				
1987	Mike Scott* (RHP) (32)	2.0	1	0	0	0	1
1988	Bob Knepper (LHP) (34)	1.0	2	1	1	1	0
1989	Mike Scott (RHP) (34)		(Did not play - injured)				
1990	Dave Smith (RHP) (35)	0.2	1	0	0	2	1
1991	Pete Harnisch (RHP) (24)	1.0	2	0	0	0	1
1992	Doug Jones (RHP) (35)	1.0	4	3	3	0	2
1993	Darryl Kile (RHP) (24)		(Did not play - injured)				
1994	Doug Drabek (RHP) (31)	0.2	4	3	1	0	1
	John Hudek (RHP) (27)	0.2	1	2	2	1	1
1997	Darryl Kile (RHP) (28)		(Did not play)				
1999	Mike Hampton (LHP) (26)	0.2	0	0	0	0	0
	Jose Lima (RHP) (26)	1.0	1	0	0	0	0
	Billy Wagner (LHP) (27)	0.2	0	0	0	0	2
2000	Shane Reynolds (RHP) (32)		(Did not play)				
2001	Billy Wagner (LHP) (29)	0.1	0	0	0	0	0
2003	Billy Wagner (LHP) (31)	1.0	1	1	1	0	0
2004	Roger Clemens* (RHP) (41)	1.0	5	6	3	0	2
2005	Roy Oswalt (RHP) (27)	1.0	2	2	2	1	1
	Roger Clemens (RHP) (42)	1.0	0	0	0	0	0
	Brad Lidge (RHP) (28)	1.0	0	0	0	0	3
2006	Roy Oswalt (RHP) (28)	1.0	0	0	0	0	1
2007	Roy Oswalt (RHP) (29)		(Did not play)				
2015	Dallas Keuchel* (LHP) (27)	2.0	2	1	0	0	1
2016	Will Harris (RHP) (31)	0.1	0	0	0	0	1
2017	Dallas Keuchel (LHP) (29)		(Did not play)				
	Lance McCullers Jr. (RHP) (23)		(Did not play)				
	Chris Devenski (RHP) (26)	1.0	0	0	0	0	1
2018	Justin Verlander (RHP) (35)		(Did not play)				
	Gerrit Cole (RHP) (28)		(Did not play)				
	Charlie Morton (RHP) (34)	2.0	2	2	2	1	2
2019	Justin Verlander* (RHP) (36)	1.0	0	0	0	0	2
	Gerrit Cole (RHP) (29)		(Did not play)				
	Ryan Pressly (RHP) (30)		(Did not play)				
2021	Ryan Pressly RHP (32)		(Did not play)				
2022	Framber Valdez (LHP, 28)	1.0	0	0	0	0	0
	Justin Verlander (RHP, 39)		(Did not play)				
2023	Framber Valdez		(Did not play)				

*Starter

HOUSTON ALL-STAR GAME SELECTIONS

POSITION PLAYERS

		AB	R	H	RBI	PO	A	E	ASTROS FRONT OFFICE
1966	Joe Morgan* (2B) (22)			(Did not play - Injured)					
1967	Rusty Staub (23)	1	0	1	0	0	0	0	
	Jimmy Wynn (25)	1	0	1	0	0	0	0	
1968	Rusty Staub (24)	1	0	0	0	0	0	0	
1969	Denis Menke (28)	1	0	0	0	1	0	0	
1970	Denis Menke (29)	0	0	0	0	2	1	0	
	Joe Morgan (26)	2	1	1	0	0	0	0	
1972	Cesar Cedeno (21)	2	1	1	0	0	0	0	
	Lee May* (1B) (29)	4	0	1	1	13	2	0	
1973	Cesar Cedeno* (CF) (22)	3	0	1	1	3	0	0	
	Bob Watson (27)	0	0	0	0	0	0	0	
1974	Cesar Cedeno (23)	2	0	0	0	2	0	0	
1975	Bob Watson (29)	1	0	0	0	0	0	0	
1976	Cesar Cedeno (25)	2	1	1	2	1	0	0	
1978	Terry Puhl (21)			(Did not play)					
1979	Craig Reynolds (26)	2	0	0	0	0	1	0	
1980	Jose Cruz (32)			(Did not play)					
1982	Ray Knight (29)	3	0	0	0	1	4	0	
1983	Dickie Thon (25)	3	0	1	0	0	2	0	
1984	Jerry Mumphrey (31)	1	0	0	0	0	0	0	
1985	Jose Cruz (37)	1	0	0	0	0	0	0	
1986	Kevin Bass (27)	1	0	0	0	0	0	0	
	Glenn Davis (25)	1	0	0	0	0	0	0	
1989	Glenn Davis (28)	1	1	1	0	0	0	0	
1991	Craig Biggio (25)	1	0	0	0	2	0	1	
1992	Craig Biggio (26)	2	0	0	0	0	2	0	
1994	Jeff Bagwell (26)	4	1	2	0	3	2	0	
	Craig Biggio (28)	1	1	0	0	2	1	0	
	Ken Caminiti (31)	1	0	0	0	0	0	0	
1995	Craig Biggio* (2B) (29)	2	1	1	1	2	1	0	
1996	Craig Biggio* (2B) (30)	3	0	0	1	1	2	0	
	Jeff Bagwell (28)	2	0	0	0	5	0	0	
1997	Craig Biggio* (2B) (31)	3	0	0	0	0	4	0	
	Jeff Bagwell* (1B) (29)	3	0	0	0	8	1	0	
1998	Craig Biggio* (2B) (32)	3	0	0	0	0	1	0	
	Moises Alou (31)	3	1	1	0	0	0	0	
1999	Jeff Bagwell* (DH) (31)	3	0	1	0	0	0	0	
2001	Moises Alou (34)	1	0	0	0	0	0	0	
	Lance Berkman (25)	2	0	1	0	0	0	0	
2002	Lance Berkman (26)	3	0	1	2	w8	1	0	
2004	Lance Berkman* (CF) (28)	2	0	0	0	1	0	0	
	Jeff Kent* (2B) (36)	2	1	1	0	2	4	1	
	Carlos Beltran (27)	2	1	1	0	0	0	0	
2005	Morgan Ensberg (29)	2	0	0	0	1	0	0	
2006	Lance Berkman (30)	0	0	0	1	0	0	0	
2007	Carlos Lee (31)	1	0	0	0	0	0	0	
2008	Lance Berkman* (1B) (32)	2	0	0	1	5	0	0	
	Miguel Tejada (34)	3	1	2	0	2	2	0	
2009	Hunter Pence (26)			(Did not play)					
	Miguel Tejada (35)	2	0	0	0	1	4	0	
2010	Michael Bourn (27)	1	0	0	0	0	0	0	
2011	Hunter Pence (28)	2	1	1	0	0	1	0	
2012	Jose Altuve (22)	1	0	0	0	2	1	0	
2013	Jason Castro (26)			(Did not play)					
2014	Jose Altuve (24)	0	0	0	1	0	1	0	
2015	Jose Altuve* (2B) (25)	2	0	0	0	0	0	0	
2016	Jose Altuve* (2B) (26)	3	0	0	0	4	2	1	
2017	Jose Altuve* (2B) (27)	2	0	0	0	0	1	0	
	Carlos Correa* (SS) (22)	2	0	0	0	1	2	0	
	George Springer* (LF) (27)	3	0	0	0	0	0	0	
2018	Jose Altuve* (2B) (28)	3	0	1	0	0	1	0	
	Alex Bregman# (PH-3B) (24)	3	1	1	1	0	0	0	
	George Springer (CF) (28)	2	2	2	1	1	0	0	

HOUSTON ALL-STAR GAME SELECTIONS

POSITION PLAYERS (CONT.)

		AB	R	H	RBI	PO	A	E
2019	Michael Brantley* (LF) (32)	2	0	1	0	0	0	0
	Alex Bregman* (3B) (25)	2	1	1	0	0	1	0
	George Springer* (RF) (29)	2	1	1	0	0	0	0
2021	Jose Altuve			(Did not play)				
	Michael Brantley			(Did not play)				
	Carlos Correa			(Did not play)				
2022	Kyle Tucker (RF, 25)	2	0	0	0	0	0	0
	Jose Altuve (32)			(Did not play)				
	Yordan Alvarez (25)			(Did not play)				
2023	Kyle Tucker (RF)	1	0	0	0	2	0	0
	Yordan Alvarez			(Did not play)				

*Starter

#MVP

HOUSTON ASTROS ALL-TIME ROSTER

Includes all players who have participated in one or more official Major League games for the Houston franchise, 1962 through 2023. (American League as of 2013)

A (34)

Abad, Fernando (LHP) - 2010-12
 Abercrombie, Reggie (OF) - 2008
 Abreu, Bob (OF) - 1996-97
 Abreu, Bryan (RHP) - 2019-23
 Abreu, José (IF) - 2023
 Abreu, Juan (RHP) - 2011
 Adlesh, Dave (C) - 1963-68
 Afenir, Troy (C) - 1987
 Agee, Tommie (OF) - 1973
 Agosto, Juan (LHP) - 1987-90, 93
 Albers, Matt (RHP) - 2006-07, 14
 Alfaro, Jason (IF) - 2004
 Alou, Jesus (OF) - 1969-73, 78-79
 Alou, Moises (OF) - 1998-01
 Altuve, Jose (IF) - 2011-23
 Alvarez, Yordan (OF) - 2019-23
 Amalfitano, Joe (IF) - 1962
 Ambriz, Hector (RHP) - 2012-13
 Andersen, Larry (RHP) - 1986-90
 Anderson, John (RHP) - 1962
 Anderson, Josh (OF) - 2007
 Andrews, Rob (IF) - 1975-76
 Andujar, Joaquin (RHP) - 1976-81, 88
 Ankiel, Rick (OF) - 2013
 Anthony, Eric (OF) - 1989-93
 Aoki, Norichika (OF) - 2017
 Arias, Alberto (RHP) - 2008-09
 Arlich, Don (LHP) - 1965-66
 Armenteros, Rogelio (RHP) - 2019-20
 Ashby, Alan (C) - 1979-89
 Aspromonte, Bob (IF) - 1962-68
 Astacio, Ezequiel (RHP) - 2005-06
 Astacio, Pedro (RHP) - 2001
 Ausmus, Brad (C) - 1997-98, 01-08

B (95)

Backe, Brandon (RHP) - 2004-09
 Baez, Pedro (RHP) - 2021
 Bagwell, Jeff (IF) - 1991-05
 Bailey, Brandon (RHP) - 2020
 Bailey, Mark (C) - 1984-88
 Bako, Paul (C) - 1999-00
 Baldwin, Jeff (OF) - 1990
 Baldwin, Reggie (C) - 1978-79
 Bales, Lee (IF) - 1967
 Banks, Josh (RHP) - 2010
 Bannister, Alan (IF) - 1984
 Bannister, Floyd (LHP) - 1977-78
 Bannon, Rylan (IF) - 2023
 Barker, Glen (OF) - 1999-01
 Barlow, Mike (RHP) - 1976
 Barmes, Clint (IF) - 2011
 Barnes, Brandon (OF) - 2012-13
 Barrios, Manuel (RHP) - 1997
 Barzilla, Philip (LHP) - 2006
 Bass, Anthony (RHP) - 2014
 Bass, Kevin (OF) - 1982-89, 93-94
 Bateman, John (C) - 1963-68
 Batista, Raphael (IF) - 1973, 75
 Bazarzo, Yorman (RHP) - 2009
 Beauchamp, Jim (OF) - 1964-65, 70
 Bedard, Erik (LHP) - 2013
 Belinsky, Bo (LHP) - 1967
 Bell, Buddy (IF) - 1988
 Bell, Derek (OF) - 1995-99
 Bell, Eric (LHP) - 1993
 Beltrán, Carlos (OF) - 2004, 2017
 Bergman, Dave (IF/OF) - 1978-81
 Bergman, Sean (RHP) - 1998-99
 Berkman, Lance (OF) - 1999-10
 Berra, Dale (IF) - 1987
 Berry, Sean (IF) - 1996-98
 Biagini, Joe (RHP) - 2019-20
 Biancalana, Buddy (IF) - 1987
 Bielak, Brandon (RHP) - 2020-23
 Biggio, Craig (C/IF/OF) - 1988-07
 Billingham, Jack (RHP) - 1969-71
 Bixler, Brian (IF) - 2012
 Bjorkman, George (C) - 1983
 Blackley, Travis (LHP) - 2013

Blair, Willie (RHP) - 1992
 Blanco, Ronel (RHP) - 2022-23
 Bland, Nate (LHP) - 2003
 Blasingame, Wade (LHP) - 1967-72
 Bleafary, Curt (1B) - 1969
 Blum, Geoff (IF) - 2002-03, 08-10
 Bochy, Bruce (C) - 1978-80
 Boever, Joe (RHP) - 1992
 Bogar, Tim (IF) - 1997-00
 Bogusevic, Brian (OF) - 2010-12
 Bond, Walt (IF) - 1964-65
 Boone, Aaron (IF) - 2009
 Boone, Dan (RHP) - 1982
 Borbon, Pedro (LHP) - 2002
 Borders, Pat (C) - 1995
 Borkowski, Dave (RHP) - 2006-08
 Boswell, Ken (IF) - 1975-77
 Bottenfield, Kent (RHP) - 2001
 Bourgeois, Jason (OF) - 2010-11
 Bourn, Michael (OF) - 2008-11
 Bouton, Jim (RHP) - 1969-70
 Bowen, Ryan (RHP) - 1991-92
 Bradey, Don (RHP) - 1964
 Brand, Ron (C) - 1965-68
 Brandt, Jackie (OF) - 1967
 Brantley, Michael (OF) - 2019-22
 Bream, Sid (IF) - 1994
 Bregman, Alex (IF) - 2016-23
 Brocail, Doug (RHP) - 1995-96, 08-09
 Brown, Hal (RHP) - 1963-64
 Brown, Hunter (RHP) - 2022-23
 Brown, Ollie (OF) - 1974
 Browne, Byron (OF) - 1968
 Browne, Pidge (IF) - 1962
 Bruce, Bob (RHP) - 1962-66
 Brumley, Mike (IF) - 1993, 95
 Brunet, George (LHP) - 1962-63
 Bruntlett, Eric (IF) - 2003-07
 Bryant, Don (C) - 1969-70
 Buchanan, Jake (RHP) - 2014-15
 Buchholz, Taylor (RHP) - 2006
 Buck, Travis (OF) - 2012
 Buddin, Don (IF) - 1962
 Bullinger, Kirk (RHP) - 2003-04
 Bullock, Eric (OF) - 1985-86
 Burke, Chris (IF) - 2004-07
 Burns, Mike (RHP) - 2005
 Busby, Jim (OF) - 1962
 Busse, Ray (IF) - 1971, 73-74
 Buzhardt, John (RHP) - 1967-68
 Byrdak, Tim (LHP) - 2008-10

C (74)

Cabell, Enos (IF) - 1975-80, 84-85
 Cabrera, Jose (RHP) - 1997-00
 Cacek, Craig (IF) - 1977
 Calhoun, Jeff (LHP) - 1984-86
 Camacho, Ernie (RHP) - 1988
 Caminiti, Ken (IF) - 1987-94, 99-00
 Campbell, Dave (IF) - 1973-74
 Campbell, Jim (C) - 1962-63
 Cancel, Robinson (C) - 2011
 Candaale, Casey (IF) - 1988, 90-93
 Cangelosi, John (OF) - 1995-96
 Cannon, Joe (OF) - 1977-78
 Cano, Jose (RHP) - 1989
 Capel, Mike (RHP) - 1991
 Cappuzzello, George (LHP) - 1982
 Cardinal, Conrad (RHP) - 1963
 Carpenter, David (RHP) - 2011-12
 Carpin, Frank (LHP) - 1966
 Carr, Chuckie (OF) - 1997
 Carter, Chris (IF/OF) - 2013-15
 Cash, Kevin (C) - 2010
 Cassel, Jack (RHP) - 2008
 Castellanos, Humberto (RHP) - 2020
 Castilla, Vinny (3B) - 2001
 Castillo, Jose (INF) - 2008
 Castro, Jason (C) - 2010-16, 2021-22
 Cedeno, Andujar (IF) - 1990-94, 96
 Cedeno, Cesar (OF) - 1970-81
 Cedeno, Roger (OF) - 2000

Cedeno, Ronny (IF) - 2013
 Cedeno, Xavier (LHP) - 2011-13
 Centeno, Juan (C) - 2017
 Cerv, Bob (OF) - 1962
 Chacin, Gustavo (LHP) - 2010
 Chacon, Shawn (RHP) - 2008
 Chapman, Kevin (LHP) - 2013-16
 Chiles, Frank (C) - 2000
 Chavez, Raul (C) - 2000, 02-05
 Chen, Bruce (LHP) - 2003
 Childress, Rocky (RHP) - 1987-88
 Chiles, Rich (OF) - 1971-72, 76
 Chirinos, Robinson (C) - 2019
 Cicotte, Al (RHP) - 1962
 Cisneros, Jose (RHP) - 2013-14
 Clancy, Jim (RHP) - 1989-91
 Clark, Cody (C) - 2013
 Clark, Dave (OF) - 1998
 Clark, Terry (RHP) - 1990, 96
 Clemens, Paul (RHP) - 2013-14
 Clemens, Roger (RHP) - 2004-06
 Clippard, Tyler (RHP) - 2017
 Colbert, Nate (IF) - 1966, 68
 Cole, Gerrit (RHP) - 2018-2019
 Conger, Hank (C) - 2015
 Cook, Ron (LHP) - 1970-71
 Coombs, Danny (LHP) - 1963-69
 Cooper, Gary (IF) - 1991
 Cosart, Francisco (RHP) - 2012
 Corporan, Carlos (C) - 2011-14
 Correa, Carlos (IF) - 2015-21
 Corsi, Jim (RHP) - 1991
 Corsat, Jarred (RHP) - 2013-14
 Cosgrove, Mike (LHP) - 1972-76
 Coste, Chris (C) - 2009
 Crawford, Jim (LHP) - 1973, 75
 Crawford, Willie (OF) - 1977
 Cromer, Tripp (IF) - 2000, 03
 Crowe, Trevor (OF) - 2013
 Cruz, Jose (OF) - 1975-87
 Cruz Jr., Jose (OF) - 2008
 Cruz, Nelson (RHP) - 2001-02
 Cruz, Rhiner (RHP) - 2012-13
 Cuellar, Mike (LHP) - 1965-68
 Culver, George (RHP) - 1970-72

D (51)

Dahl, Jay (LHP) - 1963
 Daigle, Casey (RHP) - 2010
 Darwin, Danny (RHP) - 1986-90, 96
 Daugherty, Jack (IF) - 1993
 DaVanon, Jerry (IF) - 1975-76
 Davidson, Mark (OF) - 1989-91
 Davis, Brock (OF) - 1963-64, 66
 Davis, Glenn (IF) - 1984-90
 Davis, J.D. (IF) - 2017-18
 Davis, Ron (OF) - 1962, 66-68
 Davis, Tommy (OF) - 1969-70
 Dawley, Bill (RHP) - 1983-85
 Dawson, Ronnie (OF) - 2021
 De Goto, Alex (IF) - 2021
 de la Rosa, Jesus (OF) - 1975
 De Leon, Jorge (RHP) - 2013-14
 de los Santos, Ramon (LHP) - 1974
 Deduno, Samuel (RHP) - 2014-15
 Deetz, Dean (RHP) - 2018
 Del Rosario, Enderio (LHP) - 2010-12
 Deshaies, Jim (LHP) - 1985-91
 Devenski, Chris (RHP) - 2016-20
 Diaz, Aledmys (IF) - 2019-22
 Diaz, Alex (OF) - 1999
 Diaz, Dayan (RHP) - 2017
 Diaz, Yanier (C) - 2022-23
 Dickson, Jim (RHP) - 1963
 Dierker, Larry (RHP) - 1964-76
 DiLauro, Jack (LHP) - 1970
 DiPino, Frank (LHP) - 1982-86
 DiStefano, Benny (IF/OF) - 1992
 Dixon, Tom (RHP) - 1977-79
 Dominguez, Matt (IF) - 2012-14
 Donnels, Chris (IF) - 1993-95
 Doran, Bill (IF) - 1982-90

Dotel, Octavio (RHP) - 2000-04
 Dougherty, Jim (RHP) - 1995-96
 Downs, Darin (LHP) - 2014
 Downs, Matt (IF) - 2010-12
 Drabek, Doug (RHP) - 1993-96
 Drew, Cameron (OF) - 1988
 Driessen, Dan (IF) - 1986
 Driskill, Travis (RHP) - 2005, 07
 Drott, Dick (RHP) - 1962-63
 Drumright, Keith (IF) - 1978
 Duckworth, Brandon (RHP) - 2004-05
 Dubin, Shawn (RHP) - 2023
 Dubón, Mauricio (UT) - 2022-23
 Duffy, Matt (IF) - 2015-16
 Dukes, Tom (RHP) - 1967-68
 Durango, Luis (OF) - 2011

E (15)

Earley, Arnold (LHP) - 1967
 Easler, Mike (OF) - 1973-75
 Edens, Tom (RHP) - 1993-94
 Edwards, John (C) - 1969-74
 Eilers, Dave (RHP) - 1967
 Elarton, Scott (RHP) - 1998-01
 Elmore, Jake (IF) - 2013
 Emanuel, Kent (LHP) - 2021
 Ensberg, Morgan (IF) - 2020, 02-07
 Erstad, Darin (OF) - 2008-09
 Escalona, Sergio (LHP) - 2011
 Esposito, Brian (C) - 2010
 Eusebio, Tony (C) - 1991, 94-01
 Everett, Adam (IF) - 2001-07
 Everett, Carl (OF) - 1998-99

F (35)

Farnsworth, Kyle (RHP) - 2014
 Farrell, Dick (RHP) - 1962-67
 Fazio, Ernie (IF) - 1962-63
 Federowicz, Tim (C) - 2018
 Felder, Mike (OF) - 1994
 Feldman, Scott (RHP) - 2014-16
 Feliz, Michael (RHP) - 2015-17
 Feliz, Pedro (IF) - 2010
 Fenwick, Bob (IF) - 1972
 Ferguson, Joe (C) - 1977-78
 Fernandez, Jared (RHP) - 2003-04
 Fernandez, Sid (LHP) - 1997
 Fick, C.J. (RHP) - 2012
 Fields, Josh (RHP) - 2013-16
 Fiers, Mike (RHP) - 2015-17
 Figueroa, Nelson (RHP) - 2010-11
 Finley, Steve (OF) - 1991-94
 Fischlin, Mike (IF) - 1977-78, 80
 Fishel, John (OF) - 1988
 Fisher, Brian (RHP) - 1990
 Fisher, Derek (OF) - 2017-19
 Fister, Doug (RHP) - 2016
 Foltyniewicz, Mike (RHP) - 2014
 Forsch, Bob (RHP) - 1988-89
 Forsch, Ken (RHP) - 1970-80
 Fowler, Dexter (OF) - 2014
 Fox, Nellie (IF) - 1964-65
 France, J.P. (RHP) - 2023
 Francisco, Ben (OF) - 2012
 Franco, John (LHP) - 2005
 Franklin, Wayne (LHP) - 2000-01
 Freese, Gene (IF) - 1966
 Fulchino, Jeff (RHP) - 2009-11
 Fuller, Jim (OF) - 1977
 Funk, Tom (LHP) - 1986

G (69)

Gage, Matt (LHP) - 2023
 Gaines, Joe (OF) - 1964-66
 Gainey, Ty (OF) - 1985-87
 Galarraga, Armando (RHP) - 2012
 Gallagher, Bob (OF) - 1973-74
 Gallo, Mike (LHP) - 2003-06
 Garcia, Luis (RHP) - 2020-23
 Garcia, Kiko (IF) - 1981-82
 Garcia, Ramon (RHP) - 1997
 Garcia, Robel (IF) - 2021
 Garcia, Yimi (RHP) - 2021
 Gardner, Art (OF) - 1975, 77
 Gardner, Chris (RHP) - 1991
 Garner, Phil (IF) - 1981-87
 Garza Jr., Ralph (RHP) - 2021
 Gattis, Evan (OF) - 2015-18
 Geary, Geoff (RHP) - 2008-09
 Gedman, Rich (C) - 1990
 Geiger, Gary (OF) - 1969-70
 Gentile, Jim (IF) - 1965-66
 Gernert, Dick (IF) - 1962
 Geronimo, Cesar (OF) - 1969-71
 Gervacio, Sammy (RHP) - 2009-10
 Gibbon, Joe (LHP) - 1972
 Giles, Ken (RHP) - 2016-18
 Gilson, Hal (RHP) - 1968
 Gimenez, Hector (C) - 2006
 Ginter, Keith (IF) - 2000-02
 Gipson, Charles (OF) - 2005
 Giusti, Dave (RHP) - 1962, 64-68
 Gladding, Fred (RHP) - 1968-73
 Goff, Jerry (C) - 1995-96
 Golden, Jim (RHP) - 1962-63
 Gomez, Carlos (OF) - 2015-16
 Gonzalez, Edgar (RHP) - 2012-13
 Gonzalez, Julio (IF) - 1977-80
 Gonzalez, Luis (OF) - 1990-95, 97
 Gonzalez, Marwin (IF) - 2012-18, 21
 Gooden, Dwight (RHP) - 2000
 Goodman, Billy (IF) - 1962
 Goodrum, Niko (OF) - 2022
 Gordon, Tom (RHP) - 2002
 Goss, Howie (OF) - 1963
 Gotay, Julio (IF) - 1966-69
 Granger, Wayne (RHP) - 1975
 Grant, Mark (RHP) - 1993
 Graveman, Kendall (RHP) - 2021, 23
 Green, Jason (RHP) - 2000
 Greene, Tommy (RHP) - 1997
 Greene, Tyler (IF) - 2012
 Gregerson, Luke (RHP) - 2015-17
 Greif, Bill (RHP) - 1971
 Greinke, Zack (RHP) - 2019-21
 Griffin, Tom (RHP) - 1969-76
 Griffiths, Jeremy (RHP) - 2004
 Gross, Greg (OF/IF) - 1973-76, 89
 Gross, Kip (RHP) - 2000
 Grossman, Robbie (OF) - 2013-15
 Grote, Jerry (C) - 1963-64
 Grzanich, Mike (RHP) - 1998
 Guduan, Reymin (LHP) - 2017-19
 Guerrero, Juan (IF) - 1992
 Guinn, Skip (LHP) - 1969, 71
 Gullickson, Bill (RHP) - 1990
 Gurriel, Yuli (IF) - 2016-22
 Gustave, Jandel (RHP) - 2016-17
 Gutierrez, Juan (RHP) - 2007
 Gutierrez, Ricky (IF) - 1995-99
 Guzman, Jesus (IF/OF) - 2014

H (67)

Hajek, Dave (IF) - 1995-96
 Halama, John (LHP) - 1998
 Hall, Bill (IF) - 2011
 Hampton, Mike (LHP) - 1994-99, 09
 Happ, J.A. (LHP) - 2010-12
 Hardy, Carroll (OF) - 1963-64
 Hardy, Larry (RHP) - 1976
 Harnisch, Pete (RHP) - 1991-94
 Harrell, Lucas (RHP) - 2011-14
 Harris, Alonzo (OF) - 1967
 Harris, Buddy (RHP) - 1970-71
 Harris, Reggie (RHP) - 1998
 Harris, Will (RHP) - 2015-19
 Harrison, Chuck (IF) - 1965-67
 Hartgraves, Dean (LHP) - 1995-96
 Hartman, J.C. (IF) - 1962-63
 Hartman, Ryan (LHP) - 2021
 Harville, Chad (RHP) - 2004-05
 Hatcher, Billy (OF) - 1986-89
 Hawkins, LaTroy (RHP) - 2008-09
 Hayes, Charlie (IF) - 2001
 Heath, Bill (C) - 1966-67
 Heathcock, Jeff (RHP) - 1983, 85, 87-88
 Heep, Danny (OF) - 1979-82
 Heist, Al (OF) - 1962
 Helms, Tommy (IF) - 1972-75
 Henderson, Steve (OF) - 1988
 Henneman, Mike (RHP) - 1995
 Hennis, Randy (RHP) - 1990
 Henriquez, Oscar (RHP) - 1997
 Hensley, David (UT) - 2022-23
 Henry, Bill (LHP) - 1969
 Henry, Butch (LHP) - 1992
 Henry, Doug (RHP) - 1998-00
 Henry, Dwayne (RHP) - 1991
 Hernandez, Anderson (IF) - 2010
 Hernandez, Carlos (IF) - 1999
 Hernandez, Carlos (LHP) - 2001-02, 04
 Hernandez, Enrique (IF/OF) - 2014
 Hernandez, Manny (RHP) - 1986-87
 Hernandez, Roberto (RHP) - 2015
 Hernandez, Runelvys (RHP) - 2008
 Hernandez, Teoscar (OF) - 2016-17
 Hernandez, Xavier (RHP) - 1990-93, 96
 Herrera, Jose (OF/IF) - 1967-68
 Herrmann, Ed (C) - 1976-78
 Hertz, Steve (IF) - 1964
 Hiatt, Jack (C) - 1971-72
 Hidalgo, Richard (OF) - 1997-04
 Hirsh, Jason (RHP) - 2006
 Hoerner, Joe (LHP) - 1963-64
 Hoes, L.J. (OF) - 2013-15
 Hoffman, John (C) - 1964-65
 Holt, Chris (RHP) - 1996-00
 House, J.R. (C) - 2006, 08
 House, Pat (LHP) - 1967-68
 Householder, Paul (OF) - 1987
 Howard, Larry (C) - 1970-73
 Howard, Thomas (OF) - 1997
 Howard, Wilbur (OF) - 1974-78
 Howe, Art (IF) - 1976-82
 Howell, Jack (IF) - 1998-99
 Hoyt, James (RHP) - 2016-18
 Hudek, John (RHP) - 1994-97
 Huff, Aubrey (OF) - 2006
 Humber, Philip (RHP) - 2013
 Hunter, Brian (OF) - 1994-96, 02-03

I (4)

Incaviglia, Pete (OF) - 1992, 98
 Inglett, Joe (IF) - 2011
 Ivey, Tyler (RHP) - 2021
 Ivie, Mike (IF) - 1981-82

J (29)

Jackson, Chuck (IF) - 1987-88
 Jackson, Mike (RHP) - 2001
 Jackson, Sonny (IF) - 1963-67
 James, Chris (OF) - 1993
 James, Josh (RHP) - 2018-21
 Jankowski, Jordan (RHP) - 2017
 Javier, Cristian (RHP) - 2020-23
 Javier, Ignacio (OF) - 1976
 Javier, Stan (OF) - 1999
 Jennings, Jason (RHP) - 2007
 Jimerson, Charlton (OF) - 2005-06
 Johnson, Chris (IF) - 2009-12
 Johnson, Clifford (C/IF/OF) - 1972-77
 Johnson, Jerry (RHP) - 1974
 Johnson, Jonathan (RHP) - 2003
 Johnson, Ken (RHP) - 1962-65
 Johnson, Randy (LHP) - 1998
 Johnson, Russ (IF) - 1997-00
 Johnstone, John (RHP) - 1996
 Jones, Chris C. (OF) - 1992
 Jones, Chris D. (OF) - 1985
 Jones, Doug (RHP) - 1992-93
 Jones, Gordon (RHP) - 1964-65
 Jones, Jimmy (RHP) - 1991-92
 Jones, Taylor (IF) - 2020-22
 Jones, Todd (RHP) - 1993-96
 Juden, Jeff (RHP) - 1991, 93
 Julks, Corey (OF) - 2023
 Jutze, Skip (C) - 1973-76

K (24)

Kasko, Eddie (IF) - 1964-65
 Kata, Matt (IF) - 2009
 Kazmir, Scott (LHP) - 2015
 Kelleher, Mick (IF) - 1974
 Kemmerer, Russ (RHP) - 1962-63
 Kemp, Tony (OF) - 2016-19
 Kent, Jeff (IF) - 2003-04
 Keough, Matt (RHP) - 1986
 Keppinger, Jeff (IF) - 2009-11
 Kerfeld, Charlie (RHP) - 1985-87, 90
 Kessinger, Grae (SS) - 2023
 Keuchel, Dallas (LHP) - 2012-18
 Kile, Darryl (RHP) - 1991-97
 King, Hal (C) - 1967-68
 Knepper, Bob (LHP) - 1981-89

Knically, Alan (C/OF) - 1979-82
 Knight, Ray (IF) - 1982-84
 Knorr, Randy (C) - 1996-97, 99
 Knudson, Mark (RHP) - 1985-86
 Konieczny, Doug (RHP) - 1973-75, 77
 Kratz, Erik (C) - 2016
 Krauss, Marc (OF) - 2013-14
 Kroll, Gary (RHP) - 1966
 Kuhnel, Joel (RHP) - 2023

L (42)

LaCorte, Frank (RHP) - 1979-83
 LaCoss, Mike (RHP) - 1982-84
 Ladd, Peter (RHP) - 1979
 Laird, Brandon (IF) - 2012-13
 Lamabe, Jack (RHP) - 1965
 Lamb, Mike (IF) - 2004-07
 Lampard, Keith (IF) - 1969-70
 Landestoy, Rafael (IF) - 1978-81
 Landis, Jim (OF) - 1967
 Lane, Jason (OF) - 2002-07
 Larker, Norm (IF) - 1962
 Larsen, Don (RHP) - 1964-65
 Larson, Dan (RHP) - 1976-77
 Latman, Barry (RHP) - 1966-67
 LeBlanc, Wade (LHP) - 2013
 Lee, Carlos (OF) - 2007-12
 Lee, Don (RHP) - 1965-66
 Lee, Korey (C) - 2022
 Lemaster, Denny (LHP) - 1968-71
 Lemongello, Mark (RHP) - 1976-78
 Leonard, Jeff (OF) - 1978-81
 Lidge, Brad (RHP) - 2002-07
 Lillis, Bob (IF) - 1962-67
 Lima, Jose (RHP) - 1997-01
 Lindeman, Jim (IF) - 1993
 Lindstrom, Matt (RHP) - 2010
 Linebrink, Scott (RHP) - 2000-03
 Liriano, Francisco (LHP) - 2017
 Litch, Pat (IF) - 1997
 Lo, Chia-Jen (RHP) - 2013
 Lofton, Kenny (OF) - 1991
 Lombardozzi, Steve (IF) - 1989-90
 Lopes, Davey (IF/OF) - 1986-87
 Lopez, Aurelio (RHP) - 1986-87
 Lopez, Mendy (IF) - 2001
 Lopez, Wilton (RHP) - 2009-12
 Loretta, Mark (IF) - 2002, 07-08
 Loucks, Scott (OF) - 1980-83
 Lowrie, Jed (IF) - 2012, 2015
 Lugo, Julio (IF) - 2000-03
 Lyles, Jordan (RHP) - 2011-13
 Lyon, Brandon (RHP) - 2010-12

M (103)

MacKenzie, Ken (LHP) - 1965
 Madden, Mike (LHP) - 1983-86
 Maddux, Mike (RHP) - 2000
 Madris, Bligh (OF) - 2023
 Magadan, Dave (IF) - 1995
 Magnante, Mike (LHP) - 1997-98
 Mahoney, Jim (IF) - 1965
 Majewski, Gary (RHP) - 2010
 Maldonado, Martin (C) - 2018-23
 Mallicoate, Rob (LHP) - 1987, 91-92
 Mancini, Trey (UT) - 2022
 Mann, Jim (RHP) - 2001-02
 Mantilla, Felix (IF) - 1966
 Manwaring, Kirt (C) - 1996
 Manzella, Tommy (IF) - 2009-10
 Marisnick, Jake (OF) - 2014-19
 Marshall, Mike (RHP) - 1970
 Martes, Francis (RHP) - 2017
 Martin, Corbin (RHP) - 2019
 Martin, Tom (LHP) - 1997
 Martinez, David (RHP) - 2013-14
 Martinez, Fernando (OF) - 2012-13
 Martinez, J.D. (OF) - 2011-13
 Martinez, Marty (IF) - 1969-71
 Martinez, Pedro (LHP) - 1995
 Martinez, Seth (RHP) - 2021-23
 Mason, Roger (RHP) - 1989
 Mathews, Eddie (IF) - 1967
 Mathews, T.J. (RHP) - 2002
 Mathis, Ron (RHP) - 1985, 87
 Matijevic, J.J. (OF) - 2022
 Maton, Phil (RHP) - 2021-23
 Matranga, Dave (IF) - 2003

Matsui, Kazuo (IF) - 2008-10
 Maxwell, Justin (OF) - 2012-13
 May, Derrick (OF) - 1995-96
 May, Lee (IF) - 1972-74
 May, Milt (C) - 1974-75
 Mayberry, John (IF) - 1968-71
 Maybin, Cameron (OF) - 2017
 Maye, Lee (OF) - 1965-66
 Mayfield, Jack (IF) - 2019-20
 Maysonet, Edwin (IF) - 2008-09
 McCann, Brian (C) - 2017-18
 McCormick, Chas (OF) - 2020-23
 McCullers Jr., Lance (RHP) - 2015-22
 McCurry, Jeff (RHP) - 1999
 McEwing, Joe (IF) - 2006
 McFadden, Leon (IF) - 1968-70
 McGriff, Terry (C) - 1990
 McHugh, Collin (RHP) - 2014-19
 McKnight, Tony (RHP) - 2000-01
 McLaughlin, Mike "Bo" (RHP) - 1976-79
 McLemore, Mark (IF) - 1991
 McLemore, Mark (LHP) - 2007
 McMahon, Don (RHP) - 1962-63
 McMurtry, Craig (RHP) - 1995
 Meacham, Rusty (RHP) - 2000
 Meadows, Louie (OF) - 1986, 88-90
 Meads, Dave (LHP) - 1987-88
 Mejias, Roman (OF) - 1962
 Melancon, Mark (RHP) - 2010-11
 Meluskey, Mitch (C) - 1998-00, 03
 Mendoza, Mike (RHP) - 1979
 Menke, Denis (IF) - 1968-71, 74
 Merced, Orlando (OF) - 2001-03
 Metzger, Roger (IF) - 1971-78
 Meyer, Brian (RHP) - 1988-90
 Meyers, Jake (OF) - 2021-23
 Miceli, Dan (RHP) - 2003-04
 Micheals, Jason (OF) - 2009-11
 Mieske, Matt (OF) - 1999-00
 Milbourne, Larry (IF) - 1974-76
 Miles, Wade (RHP) - 2019
 Miller, Norm (OF) - 1965-73
 Miller, Orlando (IF) - 1994-96
 Miller, Trevor (LHP) - 1998-99, 06-07
 Miller, Wade (RHP) - 1999-04
 Minor, Blas (RHP) - 1997
 Mizerock, John (C) - 1983-86
 Mlicki, Dave (RHP) - 2001-02
 Moehler, Brian (RHP) - 2003, 07-10
 Moffitt, Randy (RHP) - 1982
 Montalvo, Rafael (RHP) - 1986
 Monteagudo, Aurelio (RHP) - 1966
 Montero, Rafael (RHP) - 2021-23
 Montgomery, Ray (OF) - 1996-98
 Moore, Scott (IF) - 2012
 Moran, Colin (IF) - 2016-17
 Moreno, Omar (OF) - 1983
 Morgan, Joe (IF) - 1963-71, 80
 Morman, Alvin (LHP) - 1996
 Morton, Charlie (RHP) - 2017-18
 Mota, Andy (IF) - 1991
 Mouton, James (OF) - 1994-97
 Mumphy, Jerry (OF) - 1983-85
 Munro, Pete (RHP) - 2002-04
 Munson, Eric (C) - 2006-07
 Murphy, Rob (LHP) - 1992
 Murrell, Ivan (OF) - 1963-64, 67-68
 Musgrove, Joe (RHP) - 2016-17
 Mushinski, Parker (LHP) - 2022-23
 Myers, Brett (RHP) - 2010-12

N (14)

Nagy, Mike (RHP) - 1974
 Navarro, Oswaldo (IF) - 2010
 Neris, Hector (RHP) - 2022-23
 Neshek, Pat (RHP) - 2015-16
 Nevlin, Phil (IF) - 1995
 Newhan, David (IF) - 2008
 Nichols, Carl (C) - 1989-91
 Nicholson, Dave (OF) - 1966
 Niekro, Joe (RHP) - 1975-85
 Niemann, Randy (LHP) - 1979-80
 Nieve, Fernando (RHP) - 2006-08
 Nitkowski, C.J. (LHP) - 1998
 Norris, Bud (RHP) - 2009-13
 Nottebart, Don (RHP) - 1963-65

O (15)

Oberholtzer, Brett (LHP) 2013-15
 Oberkell, Ken (IF) - 1990-91
 O'Bradovich, Jim (IF) - 1978
 Odorizzi, Jake (RHP) - 2021-22
 Oliver, Darren (LHP) - 2004
 Olson, Gregg (RHP) - 1996
 Ortiz, Javier (OF) - 1990-91
 Ortiz, Russ (RHP) - 2009
 Osinski, Dan (RHP) - 1970
 Osteen, Claude (LHP) - 1974
 Osuna, Al (LHP) - 1990-93
 Osuna, Roberto (RHP) - 2018-20
 Oswalt, Roy (RHP) - 2001-10
 Owens, Jim (RHP) - 1964-67
 Owens, Rudy (LHP) - 2014

P (48)

Paciorek, John (OF) - 1963
 Pagnozzi, Matt (C) - 2013
 Palmeiro, Orlando (OF) - 2004-07
 Pankovits, Jim (IF) - 1984-88
 Paredes, Enoli (RHP) - 2020-22
 Paredes, Jimmy (IF) - 2011-13
 Parker, Rick (OF) - 1993
 Paronto, Chad (RHP) - 2008-09
 Patton, Troy (LHP) - 2007
 Paulino, David (RHP) - 2016-17
 Paulino, Felipe (RHP) - 2007, 09-10
 Peacock, Brad (RHP) - 2013-20
 Pearce, Steve (OF) - 2012
 Pena, Bert (IF) - 1981, 83-87
 Pena, Carlos (IF) - 2013
 Peña, Jeremy (IF) - 2022-23
 Pena, Tony (C) - 1997
 Pence, Hunter (OF) - 2007-11
 Pendleton, Jim (IF) - 1962
 Penderlin, Lance (RHP) - 2011
 Pettit, Eugene (RHP) - 1976-78
 Peptonite, Joe (IF) - 1970
 Pérez, Cionel (LHP) - 2018-20
 Pérez, Jose (IF) - 2022
 Perez, Oliver (LHP) - 2015
 Perez, Tomas (IF) - 2008
 Perez, Yorkis (LHP) - 2000
 Petagine, Roberto (IF) - 1994
 Petit, Gregorio (IF) - 2014
 Pettitte, Andy (LHP) - 2004-06
 Phillips, J.R. (IF) - 1997-98
 Pichardo, Hipolito (RHP) - 2002
 Pittman, Joe (IF) - 1981-82
 Pizarro, Juan (LHP) - 1973
 Pladson, Gordon (RHP) - 1979-82
 Plantier, Phil (OF) - 1995
 Pointer, Aaron (OF) - 1963, 66-67
 Porter, Colin (OF) - 2003
 Portugal, Mark (RHP) - 1989-93
 Powell, Brian (RHP) - 2000-01
 Powell, Jay (RHP) - 1998-01
 Powell, Ross (LHP) - 1994-95
 Presley, Alex (OF) - 2014-15
 Pressly, Ryan (RHP) - 2018-23
 Pruitt, Austin (RHP) - 2020-21
 Puffer, Brandon (RHP) - 2002-03
 Puhl, Terry (OF) - 1977-90
 Pujols, Luis (C) - 1977-83

Q (2)

Qualls, Chad (RHP) - 2004-07, 14-15
 Quintero, Humberto (C) - 2005-11

R (50)

Rader, Doug (IF) - 1967-75
 Raley, Brooks (LHP) 2020-21
 Ramirez, Rafael (IF) - 1988-92
 Ramos, Ken (OF) - 1997
 Randolph, Stephen (LHP) - 2007
 Ranew, Merritt (C) - 1962
 Ransom, Cody (IF) - 2007
 Rasmus, Colby (OF) - 2015-16
 Ratliff, Gene (IF) - 1965
 Ray, Jim (RHP) - 1965-66, 68-73
 Ray, Larry (OF) - 1982
 Raymond, Claude (RHP) - 1964-67
 Reddick, Josh (OF) - 2017-20
 Redding, Tim (RHP) - 2001-04
 Reed, AJ (IF) - 2016-18

ASTROS
 FRONT OFFICE
 ASTROS
 COACHING STAFF
 HOUSTON
 ASTROS
 SCOUTING & PLAYER
 DEVELOPMENT
 2023 SEASON
 IN REVIEW
 2024
 OPPONENTS
 HISTORY &
 RECORDS
 SPRING
 TRAINING
 MEDIA
 INFORMATION
 MINUTE MAID
 PARK

Reed, Howie (RHP) - 1967
 Reuss, Jerry (LHP) - 1972-73
 Reynolds, Craig (IF) - 1979-89
 Reynolds, Ronn (C) - 1987
 Reynolds, Shane (RHP) - 1992-02
 Rhoden, Rick (RHP) - 1989
 Rhodes, Karl (OF) - 1990-93
 Riccelli, Frank (LHP) - 1978-79
 Richard, J.R. (RHP) - 1971-80
 Richardt, Mike (IF) - 1984
 Riles, Ernest (IF) - 1992
 Rivera, German (IF) - 1985
 Rivera, Luis (IF) - 1997
 Roberge, Bert (RHP) - 1979-80, 82
 Roberts, Dave A. (LHP) - 1972-75
 Roberts, Dave L. (OF/IF) - 1962, 64
 Roberts, Dave W. (IF/OF/C) - 1981
 Roberts, Leon (OF) - 1976-77
 Roberts, Robin (RHP) - 1965-66
 Robertson, Jeriome (LHP) - 2002-03
 Rodgers, Brady (RHP) - 2016
 Rodriguez, Aneurys (RHP) - 2011-12
 Rodriguez, Fernando (RHP) - 2011-12
 Rodriguez, Ivan (C) - 2009
 Rodriguez, Nivaldo (RHP) - 2020-21
 Rodriguez, Wendy (LHP) - 2005-12
 Rodriguez, Wilfredo (LHP) - 2001
 Rohde, Dave (IF) - 1990-91
 Rondon, Gilbert (RHP) - 1976
 Rondón, Héctor (RHP) - 2018-19
 Rosario, Rodrigo (RHP) - 2003
 Ross, Mark (RHP) - 1982, 84-85
 Ruhle, Vern (RHP) - 1978-84
 Rummels, Pete (IF) - 1963-64
 Ryan, Nolan (RHP) - 1980-88

S (83)

Saarloos, Kirk (RHP) - 2002-03
 Saccomanno, Mark (INF) - 2008
 Sadler, Billy (RHP) - 2009
 Salazar, César (C) - 2023
 Sambito, Joe (LHP) - 1976-82, 84
 Sampson, Chris (RHP) - 2006-10
 Sanabria, Carlos (RHP) - 2020
 Sanchez, Aaron (RHP) - 2019
 Sanchez, Angel (IF) - 2010-11
 Santana, Domingo (OF) - 2014-15
 Sarfate, Dennis (RHP) - 2007
 Scanlan, Bob (RHP) - 1998
 Schafer, Jordan (OF) - 2011-12
 Schatzeder, Dan (LHP) - 1989-90
 Scheid, Rich (LHP) - 1992
 Scherman, Fred (LHP) - 1974-75
 Schilling, Curt (RHP) - 1991
 Schlueter, Jay (OF) - 1991
 Schneider, Dan (LHP) - 1967, 69
 Schourek, Pete (LHP) - 1968
 Scott, Luke (OF) - 2005-07
 Scott, Mike (RHP) - 1983-91
 Scott, Tony (OF) - 1981-84
 Scrubb, Andre (RHP) - 2020-21
 Self, Todd (OF) - 2005
 Sembera, Carroll (RHP) - 1965-67
 Servais, Scott (C) - 1991-95, 01
 Sexton, Jimmy (IF) - 1978-79
 Shantz, Bobby (LHP) - 1962
 Shea, Steve (RHP) - 1968
 Sherry, Larry (RHP) - 1967
 Shipley, Craig (IF) - 1995
 Shuck, J.B. (OF) - 2011
 Siebert, Paul (LHP) - 1974-76
 Simms, Mike (OF/IF) - 1990-92, 94-96
 Simpson, Dick (OF) - 1968
 Sims, Greg (OF) - 1966
 Singleton, Jon (IF) - 2014-15, 23
 Sipp, Tony (LHP) - 2014-18
 Siri, Jose (OF) - 2021-22
 Slusarski, Joe (RHP) - 1999-01
 Smajstrla, Craig (IF) - 1988
 Small, Mark (RHP) - 1996
 Smith, Billy (RHP) - 1981
 Smith, Dave (RHP) - 1980-90
 Smith, Hal (C) - 1962-63
 Smith, Jason (IF) - 2009
 Smith, Joe (RHP) - 2018-19, 21
 Smith, Will (LHP) - 2022
 Sneed, Cy (RHP) - 2019-20
 Snyder, Chris (C) - 2012

Solano, Julio (RHP) - 1983-87
 Solomon, Peter (RHP) - 2021
 Sosa, Henry (RHP) - 2011
 Sosa, Jose (RHP) - 1975-76
 Sousa, Bennett (LHP) - 2023
 Spangler, Al (OF) - 1962-65
 Sperring, Rob (IF) - 1977
 Spiers, Bill (IF/OF) - 1996-01
 Spilman, Harry (IF) - 1981-85, 88-89
 Spinks, Scipio (RHP) - 1969-71
 Springer, George (OF) - 2014-19
 Springer, Russ (RHP) - 1997, 04-06
 Sprowl, Bobby (LHP) - 1979-81
 Stanek, Ryne (RHP) - 2021-23
 Stankiewicz, Andy (IF) - 1994-95
 Stanton, Mike (RHP) - 1975
 Stassi, Max (C) - 2013-19
 Staub, Rusty (OF) - 1963-68
 Stewart, Jimmy (IF) - 1972-73
 Stinson, Bob (C) - 1972
 Stone, Dean (LHP) - 1962
 Stone, Ricky (RHP) - 2001-04
 Storey, Mickey (RHP) - 2012
 Straily, Dan (RHP) - 2015
 Straw, Myles (OF) - 2018-21
 Strickland, Scott (RHP) - 2005
 Stubbs, Franklin (IF) - 1990
 Stubbs, Garrett (C) - 2019-21
 Sullivan, Cory (OF) - 2010
 Sutherland, Gary (IF) - 1972-73
 Sutton, Don (RHP) - 1981-82
 Swindell, Greg (LHP) - 1993-96

T (34)

Tabaka, Jeff (LHP) - 1995-96
 Taubensee, Eddie (C) - 1992-94
 Taussig, Don (OF) - 1962
 Taveras, Alex (IF) - 1976
 Taveras, Willy (OF) - 2004-06
 Taylor, Blake (LHP) - 2020-22
 Taylor, Ron (RHP) - 1965-66
 Tejada, Miguel (INF) - 2008-09
 Temple, Johnny (IF) - 1962-63
 Thatcher, Jon (LHP) - 2015
 Thomas, Derrel (IF) - 1971
 Thomas, Frank (OF) - 1965
 Thomas, Lee (OF) - 1968
 Thomas, Roy (RHP) - 1977
 Thompson, Milt (OF) - 1994-95
 Thompson, Ryan (OF) - 1999
 Thon, Dickie (IF) - 1981-87
 Thornton, Otis (C) - 1973
 Throop, George (RHP) - 1979
 Tiefenauer, Bob (RHP) - 1962
 Tolentino, Jose (IF) - 1991
 Tolliver, Ashur (LHP) - 2017
 Tolman, Tim (OF) - 1981-85
 Toro, Abraham (IF) - 2019-21
 Torres, Hector (IF) - 1968-70, 73
 Towles, J.R. (C) - 2007-11
 Tremie, Chris (C) - 2004
 Trevino, Alex (C) - 1988-90
 Triandos, Gus (C) - 1965
 Tropeano, Nick (RHP) - 2014
 Truby, Chris (IF) - 2000-01
 Tucker, Kyle (OF) - 2018-23
 Tucker, Preston (OF) - 2015-16
 Tucker, Scooter (C) - 1992-93, 95

U (4)

Umbricht, Jim (RHP) - 1962-63
 Upshaw, Cecil (RHP) - 1973
 Uribe, Jose (IF) - 1993
 Urquidy, Jose (RHP) - 2019-23

V (19)

Valbuena, Luis (IF) - 2015-16
 Valdes, Marc (RHP) - 2000
 Valdes, Raul (LHP) - 2014
 Valdespino, Sandy (OF) - 1969
 Valdez, Framer (LHP) - 2018-23
 Valdez, Jose (RHP) - 2011-12
 Valverde, Jose (RHP) - 2008-09
 Vaughan, Glenn (IF) - 1963
 Vázquez, Christian (C) - 2022
 Velasquez, Vince (RHP) - 2015
 Veras, Jose (RHP) - 2013-14

Veres, Dave (RHP) - 1994-95
 Verlander, Justin (RHP) - 2017-20, 2022-23
 Villar, Henry (RHP) - 2010
 Villar, Jonathan (IF) - 2013-15
 Villareal, Oscar (RHP) - 2008
 Villone, Ron (LHP) - 2001, 03
 Vizzino, Jose (IF) - 2001-05
 Von Hoff, Bruce (RHP) - 1965, 67

W (50)

Wagner, Billy (LHP) - 1995-03
 Walker, Tony (OF) - 1986
 Wall, Donne (RHP) - 1995-97
 Wallace, Brett (IF) - 2010-13
 Waller, Ty (OF) - 1987
 Walling, Denny (OF/IF) - 1977-88, 92
 Walton, Danny (IF) - 1968, 77
 Ward, Daryle (OF/IF) - 1998-02
 Warthen, Dan (LHP) - 1978
 Warwick, Carl (OF) - 1962-63
 Washington, Ron (IF) - 1989
 Watkins, Bob (RHP) - 1969
 Watson, Bob (IF/OF) - 1966-79
 Weathers, David (RHP) - 2004
 Weekly, Johnny (OF) - 1962-64
 Weiland, Kyle (RHP) - 2012
 Wesson, Barry (OF) - 2002
 Wheeler, Dan (RHP) - 2004-07
 White, Mike (OF) - 1963-65
 White, Rick (RHP) - 2003, 07
 White, Tyler (IF) - 2016-19
 Wiedenbauer, Tom (OF) - 1979
 Wiegman, Tom (C) - 1984
 Wigginton, Ty (IF) - 2007-08
 Wilkins, Dean (RHP) - 1991
 Wilkins, Rick (C) - 1995-96
 Williams, Brian (RHP) - 1991-94, 99
 Williams, George (IF) - 1962
 Williams, Jerome (RHP) - 2014
 Williams, Mike (RHP) - 2001
 Williams, Mitch (LHP) - 1994
 Williams, Rick (RHP) - 1978-79
 Williams, Walt (OF) - 1964
 Williams, Woody (RHP) - 2007
 Willis, Ron (RHP) - 1969
 Wilson, Don (RHP) - 1966-74
 Wilson, Gary (RHP) - 1979
 Wilson, Glenn (OF) - 1989-90
 Wilson, Jacob (IF) - 2021
 Wilson, Preston (OF) - 2006
 Wine, Robbie (C) - 1986-87
 Witt, George (RHP) - 1962
 Wojciechowski, Asher (RHP) - 2015
 Wolf, Randy (LHP) - 2008
 Womack, Dooley (RHP) - 1969
 Woodeshick, Hal (LHP) - 1962-65
 Woods, Gary (OF) - 1980-81
 Worth, Danny (IF) - 2016
 Wright, Wesley (LHP) - 2008-13
 Wynn, Jimmy (OF) - 1963-73

Y (6)

Yelding, Eric (IF) - 1989-92
 Yellen, Larry (RHP) - 1963-64
 York, Jim (RHP) - 1972-75
 Young, Anthony (RHP) - 1996
 Young, Gerald (OF) - 1987-92
 Yount, Larry (RHP) - 1971

Z (6)

Zachary, Chris (RHP) - 1963-67
 Zamora, Oscar (RHP) - 1978
 Zau, Gregg (C) - 2002-03
 Zeid, Josh (RHP) - 2013-14
 Zinter, Alan (IF) - 2002
 Zosky, Ed (IF) - 2000

HOUSTON ALL-TIME COACHES

Adair, Jimmy - 1962-65
 Albert, Jeff - 2018
 Alou, Jesus - 1979
 Arnsberg, Brad - 2010
 Ashby, Alan - 1997
 Bagwell, Jeff - 2010
 Bailey, Mark - 2002-09
 Baker, Dusty - 2002-23
 Barfield, Jesse - 1995
 Barnett, Mike - 2011-12
 Berra, Yogi - 1986-89
 Berry, Sean - 2006-10
 Bjornson, Craig - 2012, 14-17
 Bragan, Bobby - 1962
 Brocail, Doug - 2011-13
 Brock, Tarrick - 2014
 Busby, Jim - 1962-67
 Cintron, Alex - 2018-23
 Clines, Gene - 1988
 Clark, Dave - 2008-13
 Cluck, Bob - 1979, 90-93
 Collins, Michael - 2021-23
 Cooper, Cecil - 2005-07
 Cora, Alex - 2017
 Courtney, Clint - 1965
 Craig, Roger - 1974-75
 Cruz, Jose - 1997-09
 Cabbage, Mike - 1997-01

Dauer, Rich - 2015-17
 Deal, Cot - 1962-64, 83-85
 Dickenson, Ralph - 2014
 Engle, Dave - 1998
 Espada, Joe - 2018-23
 Everett, Adam - 2014
 Fox, Nellie - 1965-67
 Firova, Dan - 2021-23
 Gaetti, Gary - 2004-05
 Galante, Matt - 1985-96, 98-01
 Garner, Phil - 1989-91
 Gomez, Preston - 1973
 Hancken, Buddy - 1968-72
 Harris, Luman - 1962-64
 Hatton, Grady - 1973-74
 Heist, Al - 1966-67
 Henderson, Steve - 1994-96
 Hickey, Jim - 2004-05
 Hill, Marc - 1988
 Hillman, Trey - 2015-16
 Hinch, AJ - 2015-19
 Hines, Ben - 1994
 Hooton, Burt - 2000-04
 Hudgens, Dave - 2015-18
 Jaramillo, Rudy - 1990-93
 Jones, Deacon - 1976-82
 Jones, Gordon - 1966-67
 Kanzler, Jason - 2022-23

Kawamura, Tommy - 2023
 Kelly, Don - 2019
 Kittle, Hub - 1971-75
 Lamont, Gene - 2002-04
 Lawless, Tom - 2014
 Leppert, Don - 1980-85
 Lillis, Bob - 1973-82
 Linares, Julio - 1994-96
 Listach, Pat - 2014
 Lopez, Omar - 2020-23
 Mallee, Josh - 2019-23
 Mansolino, Doug - 2005-07
 Martinez, Dennis - 2013
 McCraw, Tom - 1997-00
 Meacham, Bobby - 2010-12
 Menke, Denis - 1983-88
 Miller, Josh - 2019-23
 Moore, Jackie - 2007-08
 Moss, Les - 1982-89
 McGaha, Mel - 1968-70
 Murphy, Bill - 2021-23
 Napoleon, Ed - 1989-90
 Ott, Ed - 1989-93
 Owens, Jim - 1967-72
 Parker, Salty - 1968-72
 Pacheco, Tony - 1976-82
 Pedrique, Al - 2009-11
 Perez, Eduardo - 2013

Pettini, Joe - 2012
 Pettis, Gary - 2015-23
 Pollet, Howie - 1965
 Porter, Bo - 2013-14
 Powell, Alonzo - 2016-17
 Quirk, Jamie - 2010-11
 Radison, Dan - 2012-13
 Robinson, Dewey - 2008-09
 Romero, Ed - 2008-09
 Ruhle, Vern - 1997-00
 Snitker, Troy - 2019-23
 Speier, Chris - 2020
 Spencer, Tom - 1992-93
 Spilman, Harry - 1999-04
 Stottlemire, Mel - 1994-95
 Strom, Brent - 1996, 2014-21
 Sweet, Rick - 1996
 Tamargo, John - 1999-04
 Tenace, Gene - 1986-87
 Trembley, Dave - 2013-14
 Van Burkleo, Ty - 2012
 Virdon, Bill - 1997
 Wallace, Dave - 2007
 Walker, Jerry - 1983-85
 White, Doug - 2018
 Williams, Jim - 1975
 Wright, Mel - 1976-82
 Zinter, Alan - 2015

HOUSTON ALL-TIME UNIFORM NUMBERS

0 Year Player
 14-15 Hoes, L.J.
 21 Emanuel, Kent

00 Year Player
 68 Mayberry, John

1 Year Player
 62-64 Craft, Harry (Manager)
 66-68, 74 Hatton, Grady (Mgr, Coach)
 81, 83-87 Pena, Bert
 88, 90-93 Candaele, Casey
 94-96 Linares, Julio (Coach)
 99 Diaz, Alez
 00-02 Ginter, Keith
 03 Porter, Colin
 03 Matranga, Dave
 04-06 Taveras, Willy
 08 Abercrombie, Reggie
 11-12 Schaffer, Jordan
 14 Lawless, Tom (Manager)
 15-21 Correa, Carlos

2 Year Player
 62-63 Adair, Jimmy (Coach)
 64-65 Fox, Nellie
 66-67 Fox, Nellie (Coach)
 68-72 Parker, Salty (Coach)
 74-75 Craig, Roger (Coach)
 76-82 Wright, Mel (Coach)
 83-85 Deal, Cot (Coach)
 87-92 Young, Gerald
 90 Gedman, Rich
 94-96 Collins, Terry (Manager)
 97 Rivera, Luis
 99 Diaz, Alex
 00 Ensberg, Morgan
 02-03 Zau, Gregg
 03 Meluskey, Mitch
 04-07 Burke, Chris
 08-09 Erstad, Darin
 10-11 Mills, Brad (Manager)
 13 Barnes, Brandon
 14-15 Villar, Jonathan
 16-23 Bregman, Alex

3 Year Player
 62 Bragan, Bobby (Coach)
 63-64 Runnels, Pete
 65 Adair, Jimmy (Coach)
 66 Jones, Gordon (Coach)
 67 Busby, Jim (Coach)

68-70 McGaha, Mel (Coach)
 71-75 Kittle, Hub (Coach)
 76-79 Pacheco, Tony (Coach)
 80-81 Leppert, Don (Coach)
 81-87 Garner, Phil
 87 Biancalana, Buddy
 88 Drew, Cameron
 89-91 Garner, Phil (Coach)
 93-95 Donnels, Chris
 95-96 Wilkins, Rick
 96 Manwaring, Kirt
 98-99 Everett, Carl
 01 Everett, Adam
 03 Cromer, Tripp
 04 Williams, Jimmy (Manager)
 05-07 Garner, Phil (Manager)
 08-10 Matsui, Kazuo
 11 Inglett, Joe
 11 Durango, Luis
 12 Francisco, Ben
 13 Perez, Eduardo (Coach)
 14 Petit, Gregorio
 15 Presley, Alex
 17 Aoki, Norichika
 17 Maybin, Cameron
 18-19 Tucker, Kyle
 20-21 Straw, Myles
 22-23 Peña, Jeremy

4 Year Player
 62-65 Busby, Jim (Player, Coach)
 63 Vaughan, Glenn
 65-66 Gentile, Jim
 67 Adlesh, Dave
 68-72 Hancken, Buddy (Coach)
 76-82 Jones, Deacon (Coach)
 83-86 Mizerock, John
 87 Berra, Dale
 88-89 Biggio, Craig
 89-90 Lombardozzi, Steve
 90-93 Rhodes, Karl
 93 Brumley, Mike
 94-95 Stankiewicz, Andy
 96 Hajek, Dave
 97 Pena, Tony
 97 Listach, Pat
 98 Meluskey, Mitch
 99 Hernandez, Carlos
 00-03 Lugo, Julio
 03-07 Bruntlett, Eric
 06 Wilson, Preston
 08 Moore, Jackie (Coach)
 09-11 Michaels, Jason

12 Lowrie, Jed
 13 Laird, Brandon
 14-19 Springer, George

5 Year Player
 62-64 Deal, Cot (Coach)
 65 Pollet, Howie (Coach)
 66 Busby, Jim (Coach)
 67 Jones, Gordon (Coach)
 67 King, Hal
 68-72 Owens, Jim (Coach)
 74-82, 83-85 Lillis, Bob (Coach, Mgr)
 88 Henderson, Steve
 89 Napoleon, Ed (Coach)
 91-05, 10 Bagwell, Jeff (Player, Coach)
 Retired in 2007 - Jeff Bagwell

6 Year Player
 62-63 Harris, Luman (Coach)
 63 Grote, Jerry
 65 Courtney, Clint (Coach)
 66 Heist, Al (Coach)
 68 Adlesh, Dave
 69-70 Bryant, Don
 72-77 Johnson, Cliff
 77 Cacek, Craig
 78-79 Baldwin, Reggie
 80-83 Pujols, Luis
 84-88 Bailey, Mark
 88 Spilman, Harry
 89 Gross, Greg
 90-91 Rohde, Dave
 92-94 Taubenase, Eddie
 95-97 Mouton, James
 99-00 Bako, Paul
 00-01 Truby, Chris
 03-09 Bailey, Mark (Coach)
 10-11 Quirk, Jamie (Coach)
 12 Buck, Travis
 13-14 Villar, Jonathan
 14 Hernandez, Enrique
 14-19 Marisnick, Jake
 21 McCormick, Chas
 21 De Gotti, Alex
 21-23 Meyers, Jake

7 Year Player
 62 Ranew, Merritt
 63-68 Bateman, John
 65 Triandos, Gus
 69-74 Edwards, Johnny
 76-82 Virdon, Bill (Manager)
 84 Bannister, Alan

ASTROS
FRONT OFFICE
ASTROS
COACHING STAFF
HOUSTON
ASTROS
SCOUTING & PLAYER
DEVELOPMENT
2023 SEASON
IN REVIEW
2024
OPPONENTS
HISTORY &
RECORDS
SPRING
TRAINING
MEDIA
INFORMATION
MINUTE MAID
PARK

86-87 Wine, Robbie
89-07 Biggio, Craig
Retired in 2008 - Craig Biggio

8	Year	Player
	62-63	Smith, Hal
	63-64	Grote, Jerry
	63-65	Adlesh, Dave
	66-67	Heath, Bill
	67	Brandt, Jackie
	68	King, Hal
	70	Watson, Bob
	71-72	Hiatt, Jack
	72-73	Sutherland, Gary
	73	Batista, Rafael
	74-75	May, Milt
	76-78	Herrmann, Ed
	78-79	Pujols, Luis
	80	Morgan, Joe
	81	Roberts, Dave
	82-83	Bass, Kevin
	85-89	Berra, Yogi (Coach)
	90	McGriff, Terry
	97	Ashby, Alan (Coach)
	98-01	Galante, Matt (Coach)
	03-04	Spillman, Harry (Coach)
	05-06	Gaetti, Gary (Coach)
	02	Zaun, Gregg
	02, 07-08	Loretta, Mark
	09	Boone, Aaron
	10-11	Keppinger, Jeff
	11	Shuck, J.B.
	13	Crowe, Trevor
	14	Presley, Alex
	15	Lowrie, Jed
	16	Moran, Colin
	16-23	Pettis, Gary (Coach)

9	Year	Player
	62-63	Campbell, Jim
	62-63	Smith, Hal
	64-65	Hoffman, John
	65-68	Brady, Alan
	70	Pepitone, Joe
	72	Stinson, Bob
	73-76	Jutze, Skip
	73	Thornnton, Otis
	74	Kelleher, Mick
	77	Johnson, Cliff
	77-80	Gonzalez, Julio
	81-82	Pittman, Joe
	85-86	Bullock, Eric
	87	Afenir, Troy
	88-90	Trevino, Alex
	90	McGriff, Terry
	91-95	Servais, Scott
	95-96	Goff, Jerry
	96-97	Knorr, Randy
	98-00	Johnson, Russ
	01	Cubbage, Mike (Coach)
	02	Pena, Tony (Coach)
	03	Porter, Colin
	05	Quintero, Humberto
	06	Huff, Aubrey
	07-11	Pence, Hunter
	19-20	Mayfield, Jack
	21	Garcia, Robel
	12-18,21	Gonzalez, Marwin
	22	Vázquez, Christian
	23	Julks, Corey

10	Year	Player
	62	Larker, Norm
	63-68	Staub, Rusty
	69-70	Davis, Tommy
	70-73	Howard, Larry
	73	Batista, Rafael
	74-76	Milbourne, Larry
	77-78, 80	Fischlin, Mike
	81-87	Thon, Dickie
	88	Clines, Gene (Coach)
	89	Spillman, Harry
	90-91	Oberkfell, Ken
	91	Eusebio, Tony
	92	Riles, Ernest
	93-94	Cedeno, Andujar
	95-99	Hampton, Mike
	00	Cromer, Tripp
	01-05	Vizcaino, Jose

06	Bruntlett, Eric
07	Ransom, Cody
08-09	Tejada, Miguel
10-12	Meacham, Bobby (Coach)
13	Elmore, Jake
14	Brock, Tarrik (Coach)
15-16	Pettis, Gary (Coach)
16-22	Gurriel, Yuli

11	Year	Player
	62	Amalfitano, Joey
	63	Fazio, Ernie
	64-65	Kasko, Eddie
	66	Gotay, Julio
	66	Freese, Gene
	67	Mathews, Eddie
	67	Watson, Bob
	68-71, 74	Menke, Denis
	72-73	Stewart, Jimmy
	75-76	Andrews, Rob
	77	Sperring, Rob
	79-82	Knically, Alan
	83-86	DiPino, Frank
	86-87	Lopes, Davey
	87-94, 99-00	Caminiti, Ken
	97-98, 01-08	Ausmus, Bob
	09	Hampton, Mike
	10-11	Bourgeois, Jason
	12	Domiguez, Matt
	13-14	Mallee, John (Coach)
	15-18	Gattis, Evan
	19-21	Stubbs, Garrett
	22	Goodrum, Niko

12	Year	Player
	62	Richards, Paul (GM)
	63	Morgan, Joe
	66	Colbert, Nate
	67	Bales, Lee
	67-75	Rader, Doug
	79-89	Reynolds, Craig
	90	Wilson, Glenn
	91-94	Brady, Alan
	95-99	Gutierrez, Ricky
	01-02	Spillman, Harry (Coach)
	03-04	Kent, Jeff
	08	Berry, Sean (Coach)
	09	Rodriguez, Ivan
	09-10	Manzella, Tommy
	11	Barnes, Clint
	12	Bixler, Brian
	13	Pena, Carlos
	14-19	Stassi, Max
	19	Maldonado, Martin
	20-23	Baker, Dusty (Manager)

13	Year	Player
	63-67	Farrell, Turk
	69	Blefar, Curt
	77-78	Ferguson, Joe
	78-80	Bochy, Bruce
	84	Wiegand, Tom
	87	Mathis, Ron
	88	Camacho, Ernie
	89-90	Wilson, Glenn
	90	Young, Gerald
	92	Riles, Ernie
	95-03	Wagner, Billy
	06-07	Munson, Eric
	08	Perez, Tomas
	08	Castillo, Jose
	10-11	Pedrique, Al (Coach)
	12	Pearce, Steve
	12	Laird, Brandon
	13	Cedeno, Ronny
	14-15	Santana, Domingo
	16-19	White, Tyler
	19-21	Toro, Abraham
	21	Wilson, Jacob
	22	Matijevic, J.J.

14	Year	Player
	62-68	Aspromonte, Bob
	69-71	Martinez, Marty
	72-78	Metzger, Roger
	79-89	Ashby, Alan
	92-93	Ott, Ed (Coach)
	95-99	Bell, Derek
	00	Cedeno, Roger

01	Hayes, Charlie
02-07	Ensberg, Morgan
08	Bourn, Michael
09-10	Berry, Sean (Coach)
11-13	Martinez, J.D.
14	Guzman, Jesus
15-19	Hinch, AJ (Manager)
22-23	Dubón, Mauricio

15	Year	Player
	62-67	Lillis, Bob
	68-70	Torres, Hector
	71	Metzger, Roger
	72-75	Roberts, Dave
	76	Taveras, Alex
	78	Drumright, Keith
	80-81	Woods, Gary
	81-82	Ivie, Mike
	83-88	Menke, Denis (Coach)
	87	Lopes, Davey
	89	Washington, Ron
	89-92	Yelding, Eric
	93-96	Drabek, Doug
	97-04	Hidalgo, Richard
	04	Beltran, Carlos
	05-09	Cooper, Cecil (Coach, Mgr)
	10, 12-16	Castro, Jason
	17	Beltran, Carlos
	18, 20-23	Maldonado, Martin

16	Year	Player
	62	Warwick, Carl
	63	Goodman, Billy
	63	Temple, Johnny
	63-65	White, Mike
	66-67	Jackson, Sonny
	71, 73-74	Busse, Ray
	75-76	DaVanon, Jerry
	77	Fuller, Jim
	78-81	Bergman, Dave
	81-85	Spillman, Harry
	88-92	Ramirez, Rafael
	93	James, Chris
	95	Shipley, Craig
	95-96	May, Derrick
	98	Hidalgo, Richard
	97-99	McCraw, Tom (Coach)
	00	Gooden, Dwight
	00	Valdes, Marc
	01-03	Merced, Orlando
	05-07	Lane, Jason
	08-09	Romero, Ed (Coach)
	10-12	Downs, Matt
	13-14	Porter, Bo (Manager)
	15	Conger, Hank
	16	Kemp, Tony
	17-18	McCann, Brian
	19-22	Diaz, Aledmys
	23	Kessinger, Grae

17	Year	Player
	62	Gernert, Dick
	62	Cerv, Bob
	62	Browne, Pidge
	63	Pointer, Aaron
	64	Hertz, Steve
	66-67	Harrison, Chuck
	68-69	Gotay, Julio
	71	Schlueter, Jay
	73	Sutherland, Gary
	73	Torres, Hector
	75-77	Boswell, Ken
	78-81	Landestoy, Rafael
	82	Moffitt, Randy
	84-89, 93-94	Bass, Kevin
	90-93	Cedeno, Andujar
	90	Baldwin, Jeff
	95	Borders, Pat
	95	Plantier, Phil
	96-98	Berry, Sean
	99	Knorr, Randy
	00-10	Berkman, Lance
	20	Collins, Michael (Coach)
	21-22	Odorizzi, Jake
	22-23	Hensley, David

18	Year	Player
	62	Buddin, Don
	62-63	Hartman, J.C.
	63	Wynn, Jimmy

65-71	Morgan, Joe
72	Fenwick, Bobby
74-75	Gomez, Preston (Mgr)
76-82	Howe, Art
84-85	Tolman, Tim
86-87	Tenace, Gene (Coach)
88	Fishel, John
89-92	Howe, Art (Manager)
94-95	Mouton, James
95	Magadan, Dave
95	Shipley, Craig
96	Sweet, Rick (Coach)
97	Viridon, Bill (Coach)
98, 00-01	Alou, Moises
09	Maysonet, Edwin
10	Sullivan, Cory
10	Hernandez, Anderson
12	Snyder, Chris
13	Lyles, Jordan
14	Krauss, Marc
15-16	Valbuena, Luis
17-19	Kemp, Tony
19	Sanchez, Aaron
20	Lopez, Omar (Coach)
21-22	Castro, Jason
23	Salazar, César

19	Year	Player
	62	Fazio, Ernie
	62	Williams, George
	63-65	Jackson, Sonny
	67	Rader, Doug
	67	Reed, Howie
	69-70	Geiger, Gary
	71	Thomas, Derrel
	72-75	Helms, Tommy
	78	Obradovich, Jim
	79	Wiedenbauer, Tom
	82-90	Doran, Bill
	91	Schilling, Curt
	92	Geuerrero, Juan
	93	Lindeman, Jim
	94-96	Hunter, Brian
	97	Johnson, Russ
	98-00	Henry, Doug
	00	Cedeno, Roger
	01	Castillo, Vinny
	04-07	Palmeiro, Orlando
	08	Saccomanno, Mark
	10-12	Bogusevic, Brian
	13-15	Grossman, Robbie
	16	Duffy, Matt
	16	Moran, Colin
	18	Federowicz, Tim
	19-23	Espada, Joe (Coach)

20	Year	Player
	62	Taussig, Don
	62-64	Warwick, Carl
	64	Hardy, Carroll
	64-65	Beauchamp, Jim
	65-66	Maye, Lee
	67	Landis, Jim
	67-68	Murrell, Ivan
	68-70	McFadden, Leon
	70-71	Geronimo, Cesar
	73-74	Campbell, Dave
	73	Agee, Tommie
	75	Rafael, Batista
	75	Rosa, de la Jesus
	76	Chiles, Rich
	77-78	Cannon, Joe
	79-80	Heep, Danny
	81-82	Sutton, Don
	83	Bjorkman, George
	84-88	Pankovits, Jim
	89-90	Schatzeder, Dan
	91	McLemore, Mark
	91	Tolentino, Jose
	92	Tucker, Eddie
	93-94	Bass, Kevin
	94-01	Eusebio, Tony
	02-04	Stone, Ricky
	07	Anderson, Josh
	08	Cassel, Jack
	09-13	Norris, Bud
	14	Listach, Pat (Coach)
	15-16	Tucker, Preston
	17	Clippard, Tyler

17	Moran, Colin	
18	Espada, Joe (Coach)	
19	Miley, Wade	
21-23	McCormick, Chas	
21	Year	Player
62-65	Spangler, Al	
65	Ray, Jim	
66	Nicholson, Dave	
67	Bales, Lee	
67-73	Miller, Norm	
73-76	Gross, Greg	
77	Crawford, Willie	
77-90	Puhl, Terry	
91-92	Anthony, Eric	
93-96	Swindell, Greg	
95	Nevin, Phil	
95	Hajek, Dave	
96	Montgomery, Ray	
97	Carr, Chuck	
98	Engle, Dave (Coach)	
99-00	Meluskey, Mitch	
01	Servais, Scott	
02-03	Hunter, Brian	
04-06	Pettitte, Andy	
07	White, Rick	
07-08	Wigginton, Ty	
09-11	Bourn, Michael	
12-13	Martinez, Fernando	
13	Humber, Philip	
14	Fowler, Dexter	
15	Singleton, Jon	
17-19	Fisher, Derek	
19-21	Greinke, Zack	
23	Diaz, Yainer	

22	Year	Player
	62, 66-68	Davis, Ron
	62	Heist, Al
	63	Paciorek, John
	64	Beauchamp, Jim
	64	Gaines, Joe
	65	Harrison, Chuck
	66	Sims, Greg
	68	Colbert, Nate
	68	Herrera, Jose
	69-73, 78-79	Alou, Jesus
	73-75	Easler, Mike
	76-77	Roberts, Leon
	80	Loucks, Scott
	81	Woods, Gary
	82-84	Knight, Ray
	85	Jones, Chris
	86-88	Lanier, Hal (Manager)
	89	Mason, Roger
	90-91	Davidson, Mark
	92-95	Simms, Mike
	93	Daugherty, Jack
	95	Magadan, Dave
	96	Young, Anthony
	96	Cedeno, Andujar
	97	Howard, Thomas
	98	Incaviglio, Pete
	99	Berkman, Lance
	00	Barker, Glen
	00	McCraw, Tom (Coach)
	01	Lopez, Mendy
	02-03	Williams, Jimmy (Manager)
	04-06	Clemens, Roger
	08	Cruz Jr., Jose
	08-09	Hawkins, LaTroy
	10	Lindstrom, Matt
	11	Hall, Bill
	11-14	Corporan, Carlos
	12	Maxwell, Justin
	15-16	Hillman, Trey (Coach)
	17-19	Reddick, Josh
	21-23	Lopez, Omar (Coach)

23	Year	Player
	62	Pendleton, Jim
	63-64	Murrell, Ivan
	64-65	Bond, Walt
	66-67	Wilson, Don
	67	Pointer, Aaron
	68-71	Lemaster, Denny
	72-74	May, Lee
	75-80, 84-85	Cabell, Enos
	81-82	Garcia, Kiko

85	Rivera, German
86	Drissen, Dan
87-88	Jackson, Chuck
89-90	Anthony, Eric
91	Mota, Andy
92-93	Jones, Doug
95-96	Simms, Mike
98	Grzanich, Mike
99-00	Mieske, Matt
00	Zosky, Eddie
01-02	Mlicki, Dave
03	Saarloos, Kirk
06	McEwing, Joe
07	Jennings, Jason
08	Maysonet, Edwin
09	Ortiz, Russ
09-12	Johnson, Chris
12	Greene, Tyler
13-15	Carter, Chris
16	Kratz, Erik
16-18	Reed, AJ
19-23	Brantley, Michael

24	Year	Player
	62	Roberts, Dave
	62	Taussig, Don
	62	Weekly, Johnny
	63	Adlesh, Dave
	64-73	Wynn, Jimmy
	74	de los Santos, Ramon
	74	Osteen, Claude
	75, 77	Gardner, Art
	78-79	Sexton, Jimmy
	81-82	Heep, Danny
	83	Moreno, Omar
	85-87	Gainey, Ty
	89-91	Ott, Ed (Coach)
	90	Davidson, Mark
	90	Stubbs, Franklin
	92	Jones, Chris
	93	Anthony, Eric
	94-96	Miller, Orlando
	97-00	Cubbage, Mike (Coach)
	01	Barker, Glen
	02-05	Lane, Jason
	<i>Retired in 2005 - Jimmy Wynn</i>	

25	Year	Player
	62	Mejias, Roman
	64	Murrell, Ivan
	65	Mahoney, Jim
	66	Mantilla, Felix
	67	Belinsky, Bo
	69-72	Walker, Harry (Manager)
	73-74	Gallagher, Bob
	75-87	Cruz, Jose
	88	Bell, Buddy
	92	Walling, Denny
	97-09	Cruz, Jose (Coach)
	<i>Retired in 1992 - Jose Cruz</i>	

26	Year	Player
62		Temple, Johnny
63		Hardy, Carroll
63-64		Weekly, Johnny
64		Roberts, Dave
65		Harris, Luman (Manager)
67		Buzhardt, John
68		Watson, Bob
68		Colbert, Nate
69-70		Lampard, Keith
73-74		Jutze, Skip
74-78		Howard, Wilbur
80-81		Pladson, Gordie
81-83		Locks, Scott
86, 88-90		Meadows, Louie
87		Householder, Paul
90-97		Gonzalez, Luis
04-07		Lamb, Mike
08-09		Brocail, Doug
10		Navarro, Oswaldo
10		Sullivan, Corey
11-13		Brocail, Doug (Coach)
15		Kazmir, Scott
16		Worth, Danny
17		Cora, Alex (Coach)
18-19		Straw, Myles
21-22		Siri, Jose
22		Mancini, Trev

27	Year	Madris, Bligh Player
62		Davis, Ron
62		Cerv, Bob
62		Browne, Pidge
63		Goss, Howie
64		Gaines, Joe
65		Ratliff, Gene
66-67		Adlesh, Dave
67		Zachary, Chris
68		Colbert, Nate
68-79		Watson, Bob
81		Smith, Billy
82-83		LaCorte, Frank
84-90		Davis, Glenn
91-94		Harnisch, Pete
95-96		Cangelosi, John
97-00		Bogar, Tim
01		Astacio, Pedro
04		Hernandez, Carlos
02-03, 08-10		Blum, Geoff
11-23		Altuve, Jose

28	Year	Player
64		Williams, Walt
65		Gaines, Joe
66-67		Pointer, Aaron
67		Gotay, Julio
68		Thomas, Lee
69		Valdespino, Sandy
70-81		Cedeno, Cesar
83-85		Mumphrey, Jerry
86-89		Hatcher, Billy
89-91		Nichols, Carl
91		Lofton, Kenny
92		Incaviglia, Pete
93		Uribe, Jose
94		Felder, Mike
94-95		Thompson, Milt
96-01		Spiers, Bill
02-07		Everett, Adam
09		Keppinger, Jeff
09		Kata, Matt
10-11		Figueroa, Nelson
12		Carpenter, David
12		Fick, C.J.
13		Ankiel, Rick
13-14		Hoes, L.J.
14		Singleton, Jon
15-16		Rasmus, Colby
17-18		Davis, J.D.
20-22		Jones, Taylor
23		Singleton, Jon

29	Year	Player
63-64		Jackson, Sonny
63-64, 66		Davis, Brock
67		Harris, Candy
67		Bales, Lee
71-72		Chiles, Rich
75		de la Rosa, Jesus
76		Javier, Al
77-88		Walling, Denny
88		Smajstrla, Craig
89		Washington, Ron
90-91		Ortiz, Javier
92-93		Osuna, Al
94		Petagine, Roberto
95		Barfield, Jesse (Coach)
96		Abreu, Bobby
97-98		Phillips, J.R.
97		Ramos, Ken
99-00		Barker, Glen
01-04		Dotel, Octavio
04		Alfaro, Jason
05-06		Mansolino, Doug (Coach)
07		Williams, Woody
08-09		Geary, Geoff
10-13		Wallace, Brett
14-18		Sipp, Tony
19		Martin, Corbin
19		Biagini, Joe
21-23		Collins Michael (Coach)

30	Year	Player
62-66		Bruce, Bob
67		Belinsky, Bo
68		Buzhardt, John
71		Blasingame, Wade

73, 75		Crawford, Jim
76-78		Pentz, Gene
79-81		Leonard, Jeffrey
81-84		Scott, Tony
84		Richardt, Mike
86		Walker, Tony
87		Reynolds, Ronn
87		Waller, Ty
90-91		Simms, Mike
92		Distefano, Benny
93		Parker, Rick
96		Hajek, Dave
96		Olson, Gregg
99-04		Tamargo, John (Coach)
05-07		Scott, Luke
08		Chacon, Shawn
10-12		Happ, J.A.
12		Galarraga, Armando
12-14		Dominguez, Matt
15-16		Gomez, Carlos
17		Centeno, Juan
18-19		Rondón, Héctor
20-23		Tucker, Kyle

31	Year	Player
62		Cicotte, Al
62-63		McMahon, Don
64-65		Larsen, Don
65		Lamabe, Jack
65		Thomas, Frank
66		Kroll, Gary
67		Farrell, Turk
67		Sherry, Larry
67		Von Hoff, Bruce
67-69		Coombs, Danny
70		DiLauro, Jack
71		Yount, Larry
74		Nagy, Mike
74		Brown, Ollie
74-76		Siebert, Paul
77		Walton, Danny
78		Warthen, Dan
79-82		LaCorte, Frank
82		Boone, Danny
83, 85, 87-88		Heathcock, Jeff
88-89		Forsch, Bob
90-93, 96		Hernandez, Xavier
94		Bream, Sid
95-96		Tabaka, Jeff
95		Tucker, Eddie
97		Springer, Russ
98-02		Ward, Daryle
03		Chen, Bruce
03		Villone, Ron
04		Duckworth, Brandon
05		Franco, John
05		Gipson, Charles
08		Newhan, David
09		Smith, Jason
09		Norris, Bud
09		Sadler, Billy
10		Arnsberg, Brad (Coach)
11-12		Barnett, Mike (Coach)
12-13		Gonzalez, Edgar
14-19		McHugh, Collin
20		Toro, Abraham
21		Dawson, Ronnie
21		Graveman, Kendall
22		Perez, Joe
23		Graveman, Kendall

32	Year	Player
62-63		Umbricht, Jim
		<i>Retired in 1964 - Jim Umbricht</i>

33	Year	Player
62-63		Brunet, George
62		Stone, Dean
64-67		Owens, Jim
68		Gilson, Hal
68		Buzhardt, John
69-71		Mayberry, John
77		Dixon, Tom
79		Wiedenbauer, Tom
79		Throop, George
80		Pladson, Gordie
83-91		Scott, Mike
		<i>Retired in 1992 - Mike Scott</i>

34	Year	Player
62, 64		Giusti, Dave
63		Cardinal, Conrad
63		Dickson, Jim
64-65		Jones, Gordon
65		MacKenzie, Ken
65-66		Miller, Norm
66		Monteagudo, Aurelio
67		Herrera, Jose
69		Geronimo, Cesar
73		Upshaw, Cecil
76-77		Larson, Dan
78		Williams, Rick
79		Pladson, Gordie
80-88		Ryan, Nolan
		<i>Retired in 1996 - Nolan Ryan</i>

35	Year	Player
62-63		Golden, Jim
64		Morgan, Joe
65		Ray, Jim
65-68		Cuellar, Mike
65		Harrison, Chuck
69, 71		Guinn, Skip
75		Granger, Wayne
76-84		Sambito, Joe
86-87		Lopez, Aurelio
88-90		Meyer, Brian
91		Capel, Mike
93		Daugherty, Jack
94-97		Hudek, John
98		Clark, Dave
99		Thompson, Ryan
01-02		Stone, Ricky
02		Pardo, Pedro
02		Bichard, Hipolito
03		Bland, Nate
04		Weathers, David
04-07		Wheeler, Dan
09-13		Clark, Dave (Coach)
14-16		Fields, Josh
16-17		Hernandez, Teoscar
17		Liriano, Francisco
17-23		Verlander, Justin

36	Year	Player
62-63		Drott, Dick
62		Johnson, Ken
62		Witt, George
64-67		Raymond, Claude
67		Eilers, Dave
68-72		Blasingame, Wade
75-85		Niekro, Joe
89		Rhoden, Rick
90		Gullickson, Bill
91		Wilkins, Dean
91		Cooper, Gary
93, 95		Tucker, Eddie
95		Brumley, Mike
96		Small, Mark
98-99		Howell, Jack
00-03		Linebrink, Scott
00		Maddux, Mike
04-06		Springer, Russ
07		Moehler, Brian
09		Kata, Matt
10		Cash, Kevin
10-11		Sanchez, Angel
14		Williams, Jerome
14		Everett, Adam (Coach)
15-19		Harris, Will
20		Speier, Chris (Coach)
21-23		Miller, Josh (Coach)

37	Year	Player
63-64		Yellen, Larry
64-67		Zachary, Chris
66		Monteagudo, Aurelio
67		Sherry, Larry
68		Browne, Byron
68		Simpson, Dick
69-71		Spinks, Scipio
69		Womack, Dooley
72-76		Cosgrove, Mike
72		Gibbon, Joe
77-79		Dixon, Tom
82		Ray, Larry
85-87, 90		Kerfeld, Charlie
91-92		Jones, Jimmy

93-02	Reynolds, Shane
04	Oliver, Darren
04	Backe, Brandon
05	Self, Todd
10-12	Lyon, Brandon
12	Cordero, Francisco
13	Martinez, Dennis (Coach)
06-07, 14	Albers, Matt
15-16	Nesek, Pat
18-23	Cintron, Alex (Coach)

38

Year	Player
63-64	Brown, Hal
65-66	Roberts, Robin
66	Ray, Jim
66	Watson, Bob
67	Von Hoff, Bruce
69-76	Griffin, Tom
77-78	Bannister, Floyd
79	Williams, Rick
81-84	Tolman, Tim
86-87	Hernandez, Manny
89-91	Clancy, Jim
92	Reynolds, Shane
94	Hampton, Mike
95	McMurtry, Craig
98-99	Bergman, Sean
99	Javier, Stan
00	Meacham, Rusty
01	Jackson, Mike
02-04	Lamont, Gene (Coach)
05-06	Astacio, Ezequiel
07	Driskill, Travis
08-10	Moehler, Brian
11	Arnsberg, Brad (Coach)
11-13	Paredes, Jimmy
14	Downs, Darin
15	Perez, Oliver
17	Diaz, Dayan
17	Moran, Colin
18-21	Smith, Joe
22	Lee, Korey
23	Bannon, Rylan

39

Year	Player
62	Anderson, John
62-63	Kemmerer, Russ
64-68	Giusti, Dave
70	Osinski, Dan
70-72	Culver, George
73	Pizarro, Juan
76	Barlow, Mike
76-79	McLaughlin, Bo
79	Ladd, Pete
81-89	Knepper, Bob
91	Gardner, Chris
94	Hines, Ben (Coach)
95	Henneman, Mike
96	Johnston, John
97-98	Montgomery, Ray
98-01	Powell, Jay
01	Villone, Ron
02	Mathews, T.J.
03	Moehler, Brian
06	Buchholz, Taylor
07	Mansolino, Doug (Coach)
08	Wolf, Randy
09	Fulchino, Jeff
09	Ortiz, Russ
10-12	Myers, Brett
12	Barnes, Brandon
13	Clark, Cody
14-15	Oberholtzer, Brett
16-18	Huddgens, Dave (Coach)
19-21	James, Josh

40

Year	Player
62-65	Johnson, Ken
65	Lee, Don
65-66	Taylor, Ron
67-74	Wilson, Don
Retired in 1975 - Don Wilson	

41

Year	Player
63	Coombs, Danny
65-67	Sembera, Carroll
69	Henry, Bill

69	Schneider, Dan
70-71	Cook, Ron
79-81	Sprowl, Bobby
79	Wilson, Gary
85-86	Knudson, Mark
88	Heathcock, Jeff
91	Corsi, Jim
92	Blair, Willie
92	Bowen, Ryan
95	Martinez, Pedro
95	Swindell, Greg
96	Tabaka, Jeff
96	Hernandez, Xavier
97	Martin, Tom
98	Schourek, Pete
00	Linebrink, Scott
00	Dotel, Octavio
01-02	Cruz, Nelson
03-04	Fernandez, Jared
03	Johnson, Jonathan
04-09	Backe, Brandon
09	Coste, Chris
10	Daigle, Casey
10	Esposito, Brian
11-12	Lyles, Jordan
13	Veras, Jose
13	Stassi, Max
14-19	Peacock, Brad
21	Murphy Bill (Coach)
22-23	Kanzler, Jason (Coach)

42

Year	Player
62	Shantz, Bobby
63	Dahl, Jay
64	Adair, Jimmy (Coach)
65	Von Hoff, Bruce
66	Carpin, Frank
67	Bales, Lee
67	House, Pat
68	Shea, Steve
69-71	Billingham, Jack
72-75	York, Jim
76	Hardy, Larry
77-78	Lemongello, Mark
79	Ladd, Pete
79-80, 82	Roberge, Bert
85	Mathis, Ron
86	Funk, Tom
88	Anderson, Larry
89	Davidson, Mark
91-93	Jaramillo, Rudy (Coach)
95	Martinez, Pedro
96	Strom, Brent (Coach)
97-01	Lima, Jose
Retired by MLB in 1997 - Jackie Robinson	

43

Year	Player
62	Farrell, Turk
63-65	Nottebart, Don
66	Lee, Don
67-68	House, Pat
69	Willis, Ron
70-80	Forsch, Ken
70	Osinski, Dan
82-85	Leppert, Don (Coach)
85-91	Deshailes, Jim
94-95	Veres, Dave
97	Minor, Blas
98	Scanlan, Bob
98	Henry, Doug
01	Williams, Mike
02	Mlicki, Dave
02	Zinter, Alan
04-05	Harville, Chad
05	Strickland, Scott
06-10	Sampson, Chris
11-12	Rodriguez, Fernando
13	Peacock, Brad
15-22	McCullers Jr., Lance

44

Year	Player
62	Tiefenauer, Bobby
63	Dickson, Jim
63	Zachary, Chris
64-68	Coombs, Danny
63-64	Hoerner, Joe
67-68	Dukes, Tom
67	Earley, Arnold
69	Bouton, Jim

70	Beauchamp, Jim
71	Greif, Bill
74-75	Scherman, Fred
75-76	Sosa, Jose
78	Zamora, Oscar
81-82	Pladson, Gordie
86-90, 96	Darwin, Danny
91, 93	Julen, Jeff
98	Harris, Reggie
99-00	Holt, Chris
01-10	Oswalt, Roy
12	Bjornson, Craig (Coach)
12-13	Maxwell, Justin
13	Pagnozzi, Matt
14	Valdes, Raul
14	Farnsworth, Kyle
14	Deduno, Sam
15-17	Gregerson, Luke
19-23	Alvarez, Yordan
Year	Player

45

62	Umbricht, Jim
64	Bradley, Don
66	Latman, Barry
67	Von Hoff, Bruce
68-73	Ray, Jim
74	Nagy, Mike
76	Rondon, Gil
77	Thomas, Roy
78-79	Riccelli, Frank
80-90	Smith, Dave
96-97, 99	Holt, Chris
00-01	Powell, Brian
01	Rodriguez, Wilfredo
02	Gordon, Tom
02	Wesson, Barry
03-06	Gallo, Mike
07-12	Lee, Carlos
12	Van Burklee, Ty (Coach)
13	Bedard, Erik
14	Bass, Anthony
15	Deduno, Sam
16-17	Feliz, Michael
18-19	Cole, Gerrit
21-23	Stanek, Ryne

46

Year	Player
62-65	Woodeshick, Hal
65	Taylor, Ron
65	Jones, Gordon
65-66	Arlich, Don
66	Gaines, Joe
67	Schneider, Dan
70-71	Harris, Buddy
73-77	Konieczny, Doug
78	Leonard, Jeffrey
79-80	Niemann, Randy
82-83	DiPino, Frank
83-85	Dawley, Bill
86	Keough, Matt
91-92	Bowen, Ryan
93-94	Edens, Tom
95-96	Brocail, Doug
98-99	Miller, Trevor
00	Perez, Yorkis
00, 02-05	Chavez, Raul
06-07	Quintero, Humberto
07-11	Towles, J.R.
12	Moore, Scott
13	LeBlanc, Wade
14-16	Feldman, Scott
17	Tolliver, Ashur
18	Liriano, Francisco
19-23	Snitker, Troy (Coach)

47

Year	Player
63-64	Yellen, Larry
67-68	Blasingame, Wade
69	Watkins, Bob
72-73	Reuss, Jerry
74	Johnson, Jerry
76-81, 88	Andujar, Joaquin
82, 84-85	Ross, Mark
86-90	Andersen, Larry
91	Henry, Dwayne
92	Murphy, Rob
93	Grant, Mark
98	Nitkowski, C.J.

ASTROS
FRONT OFFICEASTROS
COACHING STAFFHOUSTON
ASTROSSCOUTING & PLAYER
DEVELOPMENT2023 SEASON
IN REVIEW2024
OPPONENTSHISTORY &
RECORDSSPRING
TRAININGMEDIA
INFORMATIONMINUTE MAID
PARK

99	McCurry, Jeff
01	Bottenfield, Kent
04	Griffiths, Jeremy
06-07	Miller, Trevor
08-09	Valverde, Jose
10-11	Fulchino, Jeff
13	Trembley, Dave (Coach)
15	Straily, Dan
16-19	Devenski, Chris
21-23	Montero, Rafael

48	Year	Player
	63	Hoerner, Joe
	65	Lee, Don
	66-67	Larman, Barry
	67	Dukes, Tom
	68-73	Gladding, Fred
	75	Stanton, Mike
	78-84	Ruhle, Vern
	85-96	Galante, Matt (Coach)
	97-00	Ruhle, Vern (Coach)
	01-04	Hooton, Burt (Coach)
	05-06	Hickey, Jim (Coach)
	08-10	Byrdak, Tim
	12	Pettini, Joe (Coach)
	13-14	Cosart, Jarred
	14	Foltynewicz, Mike
	15-17	Dauer, Rich (Coach)
	19-20	Miller, Josh (Coach)
	21-22	Paredes, Enoli

49	Year	Player
	64-76	Dierker, Larry
	84-86	Calhoun, Jeff
	87-90, 93	Agosto, Juan
	92	Scheid, Rich
	95-96	Dougherty, Jim
	97-01	Dierker, Larry (Manager)
	<i>Retired in 2002 - Larry Dierker</i>	

50	Year	Player
	67	Sherry, Larry
	68	Walton, Danny
	68	House, Pat
	69	Willis, Ron
	71-80	Richard, J.R.
	87-88	Childress, Rocky
	92	Henry, Butch
	97	Fernandez, Sid
	98-01	Elarton, Scott
	02	Saarloos, Kirk
	03	White, Rick
	08	Hernandez, Runelvys
	08-09	Arias, Alberto
	12	Bjornson, Craig (Coach)
	13	Fields, Josh
	04-07, 14-15	Qualls, Chad
	16	Chapman, Kevin
	17-18	Morton, Charlie
	22-23	Neris, Hector

51	Year	Player
	68	Shea, Steve
	73	Pizarro, Juan
	76	Lemongello, Mark
	78	Zamora, Oscar
	79	Dixon, Tom
	82-84	LaCoss, Mike
	86	Montalvo, Rafael
	89-93	Portugal, Mark
	94	Felder, Mike
	96	Morman, Alvin
	97-00	Cabrera, Jose
	98	Johnson, Randy
	01-04	Redding, Tim
	05-12	Rodriguez, Wendy
	12-13	Radison, Dan (Coach)
	14	Dickenson, Ralph (Coach)
	15	Hudgens, Dave (Coach)
	16-18	Hoyt, James
	19	Perez, Cionel
	20-21	Pruitt, Austin
	22	Smith, Will

52	Year	Player
	65	Gentile, Jim
	71	Greif, Bill

76	Andujar, Joaquin
77	Gonzalez, Julio
82	Cappuzzello, George
83-87	Solano, Julio
89	Cano, Jose
90-92	Osuna, Al
92-93	Spencer, Tom (Coach)
94-95	Powell, Ross
96	Clark, Terry
97-98	Magnante, Mike
99-04	Miller, Wade
05-06	Jimerson, Charlton
07, 09-10	Paulino, Felipe
11	Escalona, Sergio
14-17	Bjornson, Craig (Coach)
20	Pérez, Cionel
21-22	Baez, Pedro
22-23	Abreu, Bryan

53	Year	Player
	70	Marshall, Mike
	76	Hardy, Larry
	77	Pujols, Luis
	83-86	Madden, Mike
	87-88	Meads, Dave
	90	Clark, Terry
	91-94, 99	Williams, Brian
	97	Abreu, Bobby
	00-01	Franklin, Wayne
	02-04	Munro, Peter
	05	Burns, Mike
	06	Hirsh, Jason
	08-13	Wright, Wesley
	09	Fulchino, Jeff
	14-15	Strom, Brent (Coach)
	16-18	Giles, Ken
	18	White, Doug (Coach)
	20-23	Javier, Cristian

54	Year	Player
	65	Miller, Norm
	68	Gilson, Hal
	79	Mendoza, Mike
	83-85	Walker, Jerry (Coach)
	88	Hill, Marc (Coach)
	90	Fisher, Brian
	90	Hennis, Randy
	91-92	Cluck, Bob (Coach)
	92	Boever, Joe
	93	Bell, Eric
	97	Greene, Tommy
	97	Henriquez, Oscar
	98	Halama, John
	00	Green, Jason
	02-07	Lidge, Brad
	08-09	Paronto, Chad
	10-11	Melancon, Mark
	13	Blackley, Travis
	13-14	Martinez, David
	15	Thatcher, Joe
	15-17	Fiers, Mike
	18	White, Doug (Coach)
	18-19	Osuna, Roberto
	21-23	Firova, Dan (Coach)

55	Year	Player
	83-89	Moss, Les (Coach)
	90	Fisher, Brian
	93	Cluck, Bob (Coach)
	94-96	Henderson, Steve (Coach)
	97	Barrios, Manuel
	01-02	Hernandez, Carlos
	07	Paulino, Felipe
	07-11	Quintero, Humberto
	12-13	Cruz, Rhiner
	14	Veras, Jose
	15	Zinter, Alan (Coach)
	16-17	Powell, Alonzo (Coach)
	18-23	Pressly, Ryan

56	Year	Player
	69-70	Bouton, Jim
	87, 91-92	Mallicoat, Rob
	95-97	Wall, Donne
	00	Gross, Kip
	00	Charles, Frank
	03	Fernandez, Jared
	03-04	Bullinger, Kirk
	05	Duckworth, Brandon

06	Barzilla, Phil
06	Gimenez, Hector
08	Villarreal, Oscar
10	Majewski, Gary
10	Villar, Henry
12	Weiland, Kyle
13-14	Clemens, Paul
15	Hernandez, Roberto
15	Thatcher, Joe
16-19	Strom, Brent (Coach)
22-23	Blanco, Ronel

57	Year	Player
	65	Hoffman, John
	91-97	Kile, Darryl

58	Year	Player
	69	Schneider, Dan
	95-96	Hartgraves, Dean
	99-01	Salsarski, Joe
	01-02	Mann, Jim
	03-04	Miceli, Dan
	05	Driskill, Travis
	06	Munson, Eric
	06-08	Borkowski, Dave
	09	Bazardo, Yorman
	10-12	Abad, Fernando
	11	Harrell, Lucas
	13	Murphy, Jeff (Coach)
	14-15	Buchanan, Jake
	16	Fister, Doug
	17	Martes, Francis
	20-21	Raley, Brooks
	22-23	Brown, Hunter

59	Year	Player
	93-96	Jones, Todd
	97	Garcia, Ramon
	00-01	McKnight, Tony
	02-03	Puffer, Brandon
	04	Tremie, Chris
	06, 08	House, J.R.
	07	Sarfate, Dennis
	09-12	Lopez, Wilton
	13	Humber, Philip
	13	Krauss, Marc
	15	Wojciechowski, Asher
	16-17	Musgrove, Joe
	18	Pérez, Cionel
	19-23	Valdez, Framber

60	Year	Player
	67	King, Hal
	75	Sosa, Jose
	00	Franklin, Wayne
	02-03	Robertson, Jeriome
	03	Rosario, Rodrigo
	08	Abercrombie, Reggie
	10	Banks, Josh
	11	Valdez, Jose
	11	Pendleton, Lance
	12-18	Keuchel, Dallas
	20	Paredes, Enoli
	23	Kuhnel, Joel

61	Year	Player
	13-14	Zeid, Josh
	16-17	Gustave, Jandel
	19-20	Armenteros, Rogelio
	21	Garza Jr, Ralph
	21-23	Martinez, Seth

62	Year	Player
	03	Robinson, Jeriome
	07	McLemore, Mark
	11-12	Rodriguez, Aneurys
	12-13	Ambriz, Hector
	16, 19	Rodgers, Brady
	20-22	Taylor, Blake
	23	Sousa, Bennett

63	Year	Player
	91	McLemore, Mark
	07	Randolph, Stephen
	09-10	Gervacio, Sammy
	11-13	Cedeno, Xavier
	13	Lo, Chia-Jen

14	Tropeano, Nick
15	Duffy, Matt
16-17	Paulino, David
18	James, Josh
20	Bailey, Brandon
21	Ivey, Tyler
22	Diaz, Yainer
64	Year Player
06, 08	Nieve, Fernando
11	Cancel, Robinson
11-14	Harrell, Lucas
17-19	Guduan, Reymín
20-23	Bielak, Brandon
65	Year Player
79	Williams, Rick
07	Patton, Troy
11	Sosa, Henry
12	Storey, Mickey
13	Oberholtzer, Brett
17	Jankowski, Jordan
18	Valdez, Framber
19-23	Urquidí, José
66	Year Player
01	Rodríguez, Wilfredo
10-11	Del Rosario, Eneño
13-15	Chapman, Kevin
19-22	Abreu, Bryan
23	Dubin, Shawn
67	Year Player
11	Carpenter, David
12	Valdez, José
13-14	De León, Jorge
15	Velasquez, Vince
18	Deetz, Dean
20	Sneed, Cy
22-23	Mushinski, Parker

68	Year Player
11	Abreu, Juan
13-14	Cisnero, José
15	Feliz, Michael
20-21	Rodríguez, Nivaldo
23	France, J.P.
69	Year Player
21	Hartman, Ryan
70	Year Player
20-21	Scrubbs, André
71	Year Player
07	Gutiérrez, Juan
21	Solomon, Peter
72	Year Player
20	Castellanos, Humberto
73	Year Player
10	Chacín, Gustavo
75	Year Player
08-09	Robinson, Dewey (Coach)
76	Year Player
09	Pedrique, Al (Coach)
77	Year Player
09	Rodríguez, Iván
10	Feliz, Pedro
20-23	García, Luis
79	Year Player
23	Abreu, José

84	Year Player
18-19	Collins, Michael (Coach)
85	Year Player
02-23	Bracamonte, Javier (Coach)
88	Year Player
21-23	Matón, Phil
91	Year Player
23	Gage, Matt
93	Year Player
21	García, Yimi
95	Year Player
22-23	Murphy, Bill
96	Year Player
15-17	Munoz, Carlos (Coach)
99	Year Player
94	Williams, Mitch
14	Owens, Rudy
23	Kawamura, Tommy (Coach)

HOUSTON'S LAST TRADE WITH...

ARIZONA:	RHP Zack Greinke for IF Seth Beer, RHP, J.B. Bukauskas, RHP Corbin Martin and IF Josh Rojas. on July 31, 2019
ATLANTA:	PTBNL or cash considerations for OF Preston Tucker on Dec. 20, 2017.
BALTIMORE:	SP Chayce McDermott for UT Trey Mancini as part of a three-team deal with Tampa Bay on Aug. 1, 2022
BOSTON:	OF Wilner Abreu and IF Enmanuel Valdez for C Christian Vázquez on Aug. 1, 2022.
CHICAGO (AL):	RHP Kendall Graveman for C Korey Lee on July 28, 2023.
CHICAGO (NL):	C Martin Maldonado for OF Tony Kemp on July 31, 2019
CINCINNATI:	RHP Joel Kuhn for cash considerations on June 17, 2023.
CLEVELAND:	RHP Phil Maton and C Yanier Diaz for OF Myles Straw on July 30, 2021
COLORADO:	OF Dexter Fowler and cash considerations for OF Brandon Barnes and RHP Jordan Lyles on Dec. 3, 2013.
DETROIT:	OF Bligh Madris for cash considerations on Jan. 3, 2023.
KANSAS CITY:	RHP Dylan Coleman for RHP Carlos Mateo on Dec. 6, 2023.
LOS ANGELES (AL):	IF/OF Trey Cabbage for RHP Carlos Espinosa on Jan. 31, 2024
LOS ANGELES (NL):	IF/OF Yordan Alvarez for RHP Josh Fields on Aug. 1, 2016.
MIAMI:	RHP Yimi Garcia for OF Bryan De La Cruz and RHP Austin Pruitt on July 28, 2021
MILWAUKEE:	Future considerations for C Tyler Heineman on March 26, 2017.
MINNESOTA:	RHP Ryan Pressly for OF Gilberto Celestino and RHP Jorge Alcala on July 27, 2018.
NEW YORK (AL):	C Brian McCann for RHP Albert Abreu and RHP Jorge Guzman on Nov. 17, 2016.
NEW YORK (NL):	RHP Justin Verlander for OF Drew Gilbert and OF Ryan Clifford on Aug. 1, 2023.
OAKLAND:	RHP Brandon Bailey for OF Ramon Laureano on Nov. 20, 2017.
PHILADELPHIA:	OF Logan Cerny for C Garrett Stubbs on Nov. 19, 2021
PITTSBURGH:	RHP Gerrit Cole for RHP Michael Feliz, OF Jason Martin, IF Colin Moran and RHP Joe Musgrove on Jan. 13, 2018.
SAN DIEGO:	C Erik Kratz for RHP Dan Straily on March 28, 2016.
SAN FRANCISCO:	C Michael Papierski for UT Mauricio Dubón on May 14, 2022.
SEATTLE:	RHP Kendall Graveman for RHP Joe Smith and IF Abraham Toro on June 27, 2021
ST. LOUIS:	IF Tyler Greene for cash considerations on Aug. 10, 2012.
TAMPA BAY:	OF Jose Siri for SP Jayden Murray as part of a three-team deal with Baltimore on Aug. 1, 2022
TEXAS:	RHP Akeem Bostick for C Carlos Corporan on Jan. 21, 2015.
TORONTO:	RHP Joe Biagini, RHP Aaron Sanchez and OF Cal Stevenson for OF Derek Fisher on July 31, 2019.
WASHINGTON:	C Danny Ardoon for IF Wade Robinson on March 26, 2007.

ASTROS MINUTE MAID PARK ALL-TIME LEADERS: BATTING

GAMES

837.....	Jose Altuve
779.....	Lance Berkman
590.....	Craig Biggio
501.....	Brad Ausmus
486.....	Alex Bregman

AT-BATS

3256.....	Jose Altuve
2698.....	Lance Berkman
2340.....	Craig Biggio
1731.....	Alex Bregman
1539.....	Carlos Lee

RUNS

526.....	Jose Altuve
498.....	Lance Berkman
413.....	Craig Biggio
341.....	Jeff Bagwell
298.....	Alex Bregman

HITS

990.....	Jose Altuve
822.....	Lance Berkman
666.....	Craig Biggio
474.....	Alex Bregman
465.....	Carlos Lee

DOUBLES

191.....	Jose Altuve
187.....	Lance Berkman
164.....	Craig Biggio
106.....	Alex Bregman
100.....	Yuli Gurriel

TRIPLES

21.....	Hunter Pence
20.....	Lance Berkman
15.....	Michael Bourn
13.....	Jose Altuve
13.....	Richard Hidalgo
12.....	Craig Biggio

HOME RUNS

151.....	Lance Berkman
108.....	Jose Altuve
108.....	Jeff Bagwell
79.....	Craig Biggio
79.....	George Springer

RBI

522.....	Lance Berkman
346.....	Jose Altuve
310.....	Jeff Bagwell
289.....	Carlos Lee
288.....	Alex Bregman

BATTING AVERAGE (min. 600 PA)

.322.....	Miguel Tejada
.305.....	Lance Berkman
.304.....	Jose Altuve
.303.....	Jeff Bagwell
.303.....	Michael Brantley
.303.....	Mike Lamb

STOLEN BASES

150.....	Jose Altuve
95.....	Michael Bourn
39.....	Craig Biggio
39.....	Lance Berkman
38.....	Kyle Tucker

WALKS

516.....	Lance Berkman
299.....	Jose Altuve
275.....	Alex Bregman
264.....	Jeff Bagwell
207.....	George Springer

STRIKEOUTS

518.....	Lance Berkman
470.....	Jose Altuve
398.....	George Springer
397.....	Craig Biggio
342.....	Jason Castro

TOTAL BASES

1531.....	Jose Altuve
1502.....	Lance Berkman
1091.....	Craig Biggio
878.....	Jeff Bagwell
826.....	Alex Bregman

SLUGGING PCT. (min. 600 PA)

.583.....	Jeff Bagwell
.574.....	Yordan Alvarez
.557.....	Lance Berkman
.524.....	Richard Hidalgo
.524.....	Morgan Ensberg

ON-BASE PCT. (min. 600 PA)

.419.....	Lance Berkman
.412.....	Jeff Bagwell
.391.....	Morgan Ensberg
.384.....	Yordan Alvarez
.378.....	Alex Bregman

MINUTE MAID PARK ALL-TIME LEADERS: OPPONENTS HITTING

GAMES

152 Albert Pujols

AT-BATS

585 Albert Pujols

RUNS

94 Albert Pujols

HITS

156 Albert Pujols

DOUBLES

24 Albert Pujols

TRIPLES

4 Elvis Andrus

HOME RUNS

33 Albert Pujols

RBI

77 Albert Pujols

BATTING AVERAGE (min. 120 PA)

.400 Joey Votto/Chipper Jones

OBP (min. 120 PA)

.472 Chipper Jones

SLG (min. 120 PA)

.736 Chipper Jones

STOLEN BASES

15 Jose Reyes

WALKS

64 Albert Pujols

STRIKEOUTS

86 Kole Calhoun

TOTAL BASES

283 Albert Pujols

ASTROS MINUTE MAID PARK ALL-TIME LEADERS: PITCHING

GAMES

202 Brad Lidge

200 Chad Qualls

163 Will Harris

160 Octavio Dotel

149 Roy Oswalt

STARTS

144 Roy Oswalt

112 Wandy Rodriguez

90 Dallas Keuchel

65 Lance McCullers Jr.

61 Bud Norris

WINS

77 Roy Oswalt

46 Wandy Rodriguez

40 Dallas Keuchel

33 Collin McHugh

30 Wade Miller

LOSSES

35 Wandy Rodriguez

34 Roy Oswalt

26 Dallas Keuchel

18 Bud Norris

17 Framer Valdez

SAVES

72 Brad Lidge

60 Billy Wagner

49 Ryan Pressly

41 Jose Valverde

29 Ken Giles

STRIKEOUTS

864 Roy Oswalt

585 Wandy Rodriguez

489 Dallas Keuchel

478 Justin Verlander

434 Lance McCullers Jr.

ERA (min. 200IP)

2.50 Justin Verlander

2.55 Roger Clemens

2.67 Lance McCullers Jr.

2.79 Gerrit Cole

2.87 Cristian Javier

COMPLETE GAMES

13 Roy Oswalt

6 Dallas Keuchel

2 Wade Miller

2 Andy Pettitte

2 Wandy Rodriguez

2 Framer Valdez

SHUTOUTS

6 Roy Oswalt

4 Dallas Keuchel

2 Wandy Rodriguez

2 Framer Valdez

LONGEST HOME RUNS AT MINUTE MAID PARK

PLAYER	PITCHER	DATE	DISTANCE	LOCATION
Randall Grichuk, TOR.....	Will Harris	6-25-18.....	471	Left Center
Nelson Cruz, SEA.....	Luke Gregerson	5-1-15.....	469	Left Center
Jake Marisnick, HOU.....	David Price, TB.....	6-18-17.....	469	Left Center
C.J. Cron, LAA.....	Collin McHugh.....	6-21-16.....	467	Left
Lance Berkman.....	Jeremi Gonzalez, TB.....	6-7-03.....	464	Right
Matt Stairs, PIT.....	Wade Miller.....	5-5-03.....	461	Center
Lance Berkman.....	Kyle Lohse, STL.....	6-8-08.....	460	Center
Barry Bonds, SF.....	Wade Miller.....	9-13-00.....	458	Center
Sammy Sosa, CHI (NL).....	Scott Elarton.....	8-21-00.....	457	Left
Andy Tracy, MON.....	Jose Lima.....	8-5-00.....	457	Center

LONGEST ASTROS HOME RUNS AT MINUTE MAID PARK

PLAYER	PITCHER	DATE	DISTANCE	LOCATION
1. Jake Marisnick.....	David Price, BOS.....	6-18-17.....	469.....	Left-Center
T2. Yordan Alvarez.....	Adrián Martínez, OAK.....	9-16-22.....	464.....	Center
T2. Lance Berkman.....	Jeremi Gonzalez, TB.....	6-7-03.....	464.....	Right
4. Lance Berkman.....	Kyle Lohse, STL.....	6-8-08.....	460.....	Center
T5. George Springer.....	Kyle Cody, TEX.....	9-15-20.....	455.....	Center
T5. George Springer.....	Danny Salazar, CLE.....	5-11-16.....	455.....	Left-Center
T7. George Springer.....	Wade Miley, SEA.....	7-4-16.....	454.....	Left-Center
T7. Yordan Alvarez.....	Lance Lynn, TEX.....	9-17-19.....	454.....	Right-Center
T9. Jason Castro.....	Jaime Garcia, CHC.....	8-16-16.....	453.....	Right
T9. Yordan Alvarez.....	Humberto Castellanos, ARI.....	9-18-21.....	453.....	Center
T9. Chris Carter.....	Miguel Gonzalez, BAL.....	6-3-15.....	453.....	Left-Center

SHORTEST HOME RUNS AT MINUTE MAID PARK

PLAYER	PITCHER	DATE	DISTANCE	LOCATION
1. Adam Everett.....	Brett Tomko, STL.....	5-22-03.....	321.....	Left
2. Jason Castro.....	Paul Blackburn, OAK.....	10-2-21.....	326.....	Left
3. Colby Rasmus.....	Sam Freeman, TEX.....	9-26-16.....	327.....	Right
4. George Springer.....	Emilio Pagán, SEA.....	9-17-17.....	328.....	Left
5. Ken Caminiti.....	Pat Hentgen, STL.....	4-23-00.....	329.....	Left
6. Jeff Kent.....	Aaron Harang, CIN.....	9-6-04.....	329.....	Left
7. Craig Biggio.....	Cory Lidle, PHI.....	7-25-05.....	329.....	Left
8. Jorge Cantu, FLA.....	Bud Norris.....	8-18-09.....	329.....	Left
9. Josh Reddick.....	Zack Godley, ARI.....	9-15-18.....	329.....	Right
10. Yordan Alvarez.....	Andrew Kittredg, TB.....	8-27/19.....	329.....	Left

MINUTE MAID PARK SINGLE-GAME RECORDS: TEAM

Category	Astros	Opponent
Most At-Bats.....	66, 8/15/06 vs. Chicago (NL).....	66, 8/15/06 by Chicago (NL)
Most Runs.....	21, 9/8/19 vs. Seattle.....	21, 9/10/19 by Oakland
Most Hits.....	22, 9/8/19 vs. Seattle.....	25 (3x), last, 8/24/23 by Boston
Most Doubles.....	11, 9/8/19 vs. Seattle.....	7 (6x), last, 4/2/23 by Chicago (AL)
Most Triples.....	3, 8/23/13 vs. Toronto.....	3 (2x), last, 4/2/13 by Texas
Most Home Runs.....	7, 9/9/19 vs. Oakland.....	6 (5x), 9/10/19 by Oakland
Most RBI.....	19, 9/8/19 vs. Seattle.....	21, 9/10/19 vs. Oakland
Most Walks.....	12, 5/11/16 vs. Cleveland.....	14, 7/11/21 vs. New York (AL)
Most Intentional Walks.....	4, 5/13/21 vs. TEX.....	3 (8x), last, 9/16/12 by Philadelphia
Most Strikeouts.....	19 (2x), last, 8/19/15 vs. Tampa Bay.....	24, 6/12/2019 vs. Milwaukee
Most Stolen Bases.....	6, (2x), last 8/5/13 vs. Boston.....	6, 9/18/04 by Milwaukee
Most Caught Stealing.....	3 (3x), last, 9/13/13 vs. Los Angeles (AL).....	2 (24x), last, 9/23/23 by Kansas City
Most Ground into DP.....	4 (10x), last, 10/5/22 vs. Philadelphia.....	6, 5/17/03 by Philadelphia

MINUTE MAID PARK: ROOF OPEN VS. CLOSED

Year	Roof Open	Roof Closed	Roof Closed and Open	Overall Home Record
2000.....	13-17.....	10-9.....	16-16.....	39-42
2001.....	10-17.....	13-8.....	21-12.....	44-37
2002.....	11-9.....	16-11.....	20-14.....	47-34
2003.....	11-10.....	22-10.....	15-13.....	48-33
2004.....	17-11.....	26-17.....	5-5.....	48-33
2005.....	15-11.....	36-17.....	2-0.....	53-28
2006.....	16-10.....	28-26.....	0-1.....	44-37
2007.....	5-8.....	37-31.....	0-0.....	42-39
2008.....	12-6.....	35-25.....	0-0.....	47-31
2009.....	6-9.....	38-28.....	0-0.....	44-37
2010.....	8-15.....	34-24.....	0-0.....	42-39
2011.....	6-10.....	25-40.....	0-0.....	31-50
2012.....	8-6.....	27-40.....	0-0.....	35-46
2013.....	3-11.....	21-46.....	0-0.....	24-57
2014.....	11-8.....	25-35.....	2-0.....	38-43
2015.....	9-3.....	44-22.....	0-3.....	53-28
2016.....	6-6.....	37-32.....	0-0.....	43-38
2017.....	8-6.....	39-25.....	0-0.....	47-31*
2018.....	5-6.....	41-29.....	0-0.....	46-35
2019.....	4-3.....	56-18.....	0-0.....	60-21
2020.....	0-0.....	20-8.....	0-0.....	20-8
2021.....	5-2.....	46-28.....	0-0.....	51-30
2022.....	0-1.....	55-25.....	0-0.....	55-26
2023.....	0-1.....	39-41.....	0-0.....	39-42

When the roof is OPEN the entire game, the Astros are:.....189-187(.502)

When the roof is CLOSED the entire game, the Astros are:.....770-595 (.564)

When the roof is closed and opens in the same game.....81-64 (.559)

Overall home record at Minute Maid Park.....1041-849 (.551)

*Only games played at MMP. Three home games in 2017 played at Tropicana Field (Hurricane Harvey)

MINUTE MAID PARK RECORDS (REGULAR SEASON ONLY)

Longest Games - Time

5:368/15/06 vs. Chicago (NL) (18 inn.)
5:189/18/13 vs. Cincinnati (13 inn.)
5:095/11/16 vs. Cleveland (16 inn.)
5:097/7/07 vs. New York (NL) (17 inn.)
5:085/29/21 vs. San Diego (12 inn.)
5:034/24/16 vs. Boston (12 inn.)
4:588/24/07 vs. Pittsburgh (15 inn.)
4:505/2/13 vs. Detroit (14 inn.)
4:497/7/19 vs. Los Angeles (AL) (10 inn.)
4:484/25/06 vs. Los Angeles (NL) (14 inn.)

Longest Nine-Inning Games - Time

4:196/28/21 vs. Baltimore
4:086/18/17 vs. Boston
4:075/9/13 vs. Los Angeles (AL)
4:078/8/21 vs. Minnesota
4:064/25/14 vs. Oakland
4:068/29/19 vs. Tampa Bay
4:049/22/18 vs. Los Angeles (AL)
4:004/14/21 vs. DET
3:588/9/13 vs. Texas
3:575/10/21 vs. LAA
3:567/23/12 vs. Cincinnati
3:548/6/13 vs. Boston
3:5410/3/01 vs. San Francisco

Shortest Games

1:506/12/05 vs. Toronto
1:546/8/03 vs. Tampa Bay
1:586/27/12 vs. San Diego
1:584/16/04 vs. Milwaukee
2:008/30/10 vs. St. Louis
2:064/23/10 vs. Pittsburgh
2:068/1/23 vs. Cleveland
2:069/13/03 vs. St. Louis
2:069/14/11 vs. Philadelphia
2:078/21/14 at New York (AL)
2:089/24/03 vs. San Francisco

Largest Crowds

44,2039/26/01 vs. St. Louis
43,8364/5/10 vs. San Francisco
43,8274/6/09 vs. Chicago (NL)
43,8239/30/07 vs. Atlanta
43,7696/22/06 vs. Minnesota
43,7534/6/15 vs. Cleveland
43,73410/4/01 vs. San Francisco
43,7049/24/06 vs. St. Louis
43,6664/3/06 vs. Florida
43,63010/3/01 vs. San Francisco

Smallest Crowds

11,6864/24/13 vs. Seattle
11,9745/28/13 vs. Colorado
12,3025/21/13 vs. Kansas City
12,3245/22/13 vs. Kansas City
12,5849/24/12 vs. St. Louis
12,7227/1/13 vs. Tampa Bay
12,7074/28/21 vs. Seattle
12,8358/30/12 vs. San Francisco
12,9065/8/13 vs. Los Angeles (AL)
12,9895/20/13 vs. Kansas City

Extra-Inning Games (11+ innings)

18 innings8/15/06 vs. Chicago (NL) (L, 6-8)
17 innings7/7/07 vs. New York (NL) (L, 3-5)
16 innings5/11/16 vs. Cleveland (W, 5-3)
15 innings8/5/14 at Philadelphia (L, 1-2)
8/24/07 vs. Pittsburgh (L, 3-8)
14 innings6/12/19 vs. Milwaukee (L, 3-6)
8/1/16 vs. Toronto (W, 2-1)
9/29/13 vs. New York (AL) (L, 1-5)
5/2/13 vs. Detroit (L, 3-7)
8/18/10 vs. New York (NL) (L, 2-3)
4/25/06 vs. Los Angeles (NL) (W, 4-3)
13 innings8/7/20 at Oakland (L, 2-3)
7/29/20 vs. Los Angeles (NL) (L, 2-4)
9/5/19 vs. Seattle (W, 11-9)
4/5/17 vs. Seattle (W, 5-3)
5/24/16 vs. Baltimore (W, 3-2)
8/19/15 vs. Tampa Bay (W, 3-2)
9/18/14 vs. Cleveland (L, 1-2)
9/18/13 vs. Cincinnati (L, 5-6)
9/24/11 vs. Colorado (L, 2-4)
6/11/09 vs. Chicago (NL) (W, 2-1)
7/13/07 vs. Philadelphia (W, 5-4)
9/2/05 vs. St. Louis (W, 6-5)
5/16/04 vs. New York (NL) (L, 2-3)
8/9/02 vs. Atlanta (L, 5-6)
12 innings5/29/21 vs. San Diego (L, 8-11)
6/23/18 vs. Kansas City (W, 4-3)
4/9/17 vs. Kansas City (W, 5-4)
4/24/16 vs. Boston (L, 5-7)
6/4/16 vs. Oakland (W, 6-5)
9/12/16 vs. Texas (L, 3-4)
9/3/13 vs. Minnesota (L, 6-9)
5/27/13 vs. Colorado (W, 3-2)
8/7/12 vs. Washington (L, 2-3)
5/9/12 vs. Miami (L, 3-5)
5/4/08 vs. Milwaukee (W, 8-6)
5/17/07 vs. San Francisco (L, 1-2)
4/10/06 vs. Washington (W, 5-4)
7/9/06 vs. St. Louis (L, 5-7)
4/22/04 vs. St. Louis (L, 1-2)
6/22/02 vs. Seattle (W, 3-2)
4/7/02 vs. St. Louis (W, 7-6)
4/4/01 vs. Milwaukee (W, 8-6)
11 innings4/3/23 vs. Detroit (L, 2-3)
8/22/21 vs. Seattle (L, 3-6)
8/6/21 vs. Minnesota (L, 4-5)
5/28/21 vs. San Diego (L, 3-10)
5/13/21 vs. TEX (W, 4-3)
6/7/19 vs. Baltimore (W, 4-3)
7/23/19 vs. Oakland (L, 3-4)
7/10/18 vs. Oakland (W, 6-5)
8/24/17 vs. Washington (L, 4-5)
6/1/16 vs. Arizona (W, 5-4)
6/17/16 vs. Cincinnati (L, 2-4)
6/18/16 vs. Cincinnati (W, 5-4)
8/7/16 vs. Texas (L, 3-5)
9/26/16 vs. Seattle (L, 3-4)
8/15/15 vs. Detroit (L, 2-4)
5/29/15 vs. Chicago (AL) (L, 3-6)
4/16/14 vs. Kansas City (L, 4-6)
6/27/14 vs. Detroit (W, 4-3)
5/2/14 vs. Seattle (W, 5-4)
7/4/13 vs. Tampa Bay (L, 5-7)
8/6/12 vs. Washington (L, 4-5)
8/21/11 vs. San Francisco (L, 4-6)
7/20/11 vs. Washington (W, 3-2)
7/17/11 vs. Pittsburgh (L, 5-7)
9/10/10 vs. Los Angeles (NL) (L, 2-4)
5/9/10 vs. San Diego (W, 4-3)
6/24/09 vs. Kansas City (L, 3-4)
6/2/09 vs. Colorado (W, 3-2)
8/10/07 vs. Milwaukee (L, 4-5)
9/11/07 vs. Chicago (NL) (W, 5-4)

ASTROS
FRONT OFFICEASTROS
COACHING STAFFHOUSTON
ASTROSSCOUTING & PLAYER
DEVELOPMENT2023 SEASON
IN REVIEW2024
OPPONENTSHISTORY &
RECORDSSPRING
TRAININGMEDIA
INFORMATIONMINUTE MAID
PARK

ASTROS FRANCHISE POSTSEASON GAME-BY-GAME

1980 NLCS (2-3)

Date	Gm	Opp.	W/L	Score	Astros POR	Opp. POR	Save	Atten.	Time	D/N
10/7	1	@PHI	L	1-3	FORSCH	Carlton	McGraw	65,277	2:35	N
10/8	2	@PHI	W	7-4 (10)	LaCorte	Reed	Andujar	65,476	3:34	N
10/10	3	PHI	W	1-0 (11)	Smith	McGraw	—	44,443	3:22	D
10/11	4	PHI	L	3-5 (10)	Sambito	Brusstar	McGraw	44,952	3:55	D
10/12	5	PHI	L	7-8 (10)	LaCorte	Ruthven	—	44,802	3:38	N

1981 NLDS (2-3)

Date	Gm	Opp.	W/L	Score	Astros POR	Opp. POR	Save	Atten.	Time	D/N
10/6	1	LA	W	3-1	RYAN	Stewart	—	44,836	2:22	N
10/7	2	LA	W (11)	1-0	Sambito	Stewart	—	42,398	3:39	D
10/9	3	@LA	L	1-6	Knepper	Hooton	—	46,820	2:35	D
10/10	4	@LA	L	1-2	RUHLE	VALENZUELA	—	55,983	2:00	N
10/11	5	@LA	L	0-4	Ryan	REUSS	—	55,979	2:52	D

1986 NLCS (2-4)

Date	Gm	Opp.	W/L	Score	Astros POR	Opp. POR	Save	Atten.	Time	D/N
10/8	1	NY	W	1-0	SCOTT	Gooden	—	44,131	2:56	N
10/9	2	NY	L	1-5	Ryan	Ojeda	—	44,391	2:40	N
10/11	3	@NY	L	5-6	Smith	Orosco	—	55,052	2:55	D
10/12	4	@NY	W	3-1	SCOTT	Fernandez	—	55,038	2:23	N
10/14	5	@NY	L	1-2 (12)	Kerfeld	Orosco	—	54,986	3:45	D
10/15	6	NY	L	6-7 (16)	Lopez	Orosco	—	45,718	4:42	D

1997 NLDS (0-3)

Date	Gm	Opp.	W/L	Score	Astros POR	Opp. POR	Save	Atten.	Time	D/N
9/30	1	@ATL	L	1-2	Kile	MADDUX	—	46,467	2:15	D
10/1	2	@ATL	L	3-13	Hampton	Glavine	—	49,200	3:06	D
10/3	3	ATL	L	1-4	Reynolds	SMOLTZ	—	53,688	2:36	D

1998 NLDS (1-3)

Date	Gm	Opp.	W/L	Score	Astros POR	Opp. POR	Save	Atten.	Time	D/N
9/29	1	SD	L	1-2	Johnson	Brown	Hoffman	50,080	2:38	D
10/1	2	SD	W	5-4	Wagner	Miceli	—	45,550	2:53	D
10/3	3	@SD	L	1-2	Elarton	Miceli	Hoffman	65,235	2:32	N
10/4	4	@SD	L	1-6	Johnson	Hitchcock	—	64,898	2:39	D

1999 NLDS (1-3)

Date	Gm	Opp.	W/L	Score	Astros POR	Opp. POR	Save	Atten.	Time	D/N
10/5	1	@ATL	W	6-1	Reynolds	Maddux	—	39,119	3:03	D
10/6	2	@ATL	L	1-5	Lima	MILLWOOD	—	41,913	2:13	D
10/8	3	ATL	L	3-5 (12)	Powell	Rocker	Millwood	48,625	4:19	D
10/9	4	ATL	L	5-7	Reynolds	Smoltz	Rocker	48,553	3:12	D

2001 NLDS (0-3)

Date	Gm	Opp.	W/L	Score	Astros POR	Opp. POR	Save	Atten.	Time	D/N
10/9	1	ATL	L	4-7	Jackson	Seanez	Smoltz	35,553	2:51	D
10/10	2	ATL	L	0-1	Mlicki	Glavine	Smoltz	35,704	2:41	D
10/12	3	@ATL	L	2-6	Reynolds	Burkett	—	39,923	2:33	D

2004 NLDS (3-2)

Date	Gm	Opp.	W/L	Score	Astros POR	Opp. POR	Save	Atten.	Time	D/N
10/6	1	@ATL	W	9-3	Clemens	Wright	—	41,464	3:08	N
10/7	2	@ATL	L	2-4 (11)	Miceli	Alfonseca	—	40,075	3:27	N
10/9	3	ATL	W	8-5	Backe	Byrd	Lidge	43,457	3:19	D
10/10	4	ATL	L	5-6	Smoltz	Springer	—	43,336	3:24	D
10/11	5	@ATL	W	12-3	Oswalt	Wright	—	54,068	3:12	N

ASTROS FRANCHISE POSTSEASON GAME-BY-GAME

2004 NLCS (3-4)

Date	Gm	Opp.	W/L	Score	Astros POR	Opp. POR	Save	Atten.	Time	D/N
10/13	1	@STL	L	7-10	Qualls	Williams	Isringhausen	52,323	3:15	N
10/14	2	@STL	L	4-6	Miceli	Tavarez	Isringhausen	52,347	3:02	N
10/16	3	STL	W	5-2	Clemens	Suppan	Lidge	42,896	2:57	D
10/17	4	STL	W	6-5	Wheeler	Tavarez	Lidge	42,760	3:01	D
10/18	5	STL	W	3-0	Lidge	Isringhausen	-	43,045	2:33	N
10/20	6	@STL	L	4-6 (12)	Miceli	Tavarez	-	52,144	3:54	N
10/21	7	@STL	L	2-5	Clemens	Suppan	Isringhausen	52,140	2:51	N

2005 NLDS (3-1)

Date	Gm	Opp.	W/L	Score	Astros POR	Opp. POR	Save	Atten.	Time	D/N
10/5	1	@ATL	W	10-5	Pettitte	Hudson	-	40,590	3:11	D
10/6	2	@ATL	L	1-7	Smoltz	Clemens	-	46,181	2:52	N
10/8	3	ATL	W	7-3	Oswalt	Sosa	-	43,759	2:50	N
10/9	4	ATL	W	7-6 (18)	Clemens	Devine	-	43,413	5:50	D

2005 NLCS (4-2)

Date	Gm	Opp.	W/L	Score	Astros POR	Opp. POR	Save	Atten.	Time	D/N
10/12	1	@STL	L	3-5	Pettitte	Carpenter	Isringhausen	52,332	2:29	N
10/13	2	@STL	W	4-1	Oswalt	Mulder	Lidge	52,358	3:03	N
10/15	3	STL	W	4-3	Clemens	Morris	Lidge	42,823	3:00	D
10/16	4	STL	W	2-1	Qualls	Marquis	Lidge	43,010	3:11	D
10/17	5	STL	L	4-5	Lidge	Isringhausen	-	43,470	3:19	N
10/19	6	@STL	W	5-1	Oswalt	Mulder	-	52,438	2:53	N

2005 WS (0-4)

Date	Gm	Opp.	W/L	Score	Astros POR	Opp. POR	Save	Atten.	Time	D/N
10/22	1	@CWS	L	3-5	Rodriguez	Contreras	Jenks	41,206	3:13	N
10/23	2	@CWS	L	6-7	Lidge	Cotts	-	41,432	3:11	N
10/25	3	CWS	L	5-7 (14)	Astacio	Marte	Buehrle	42,848	5:41	N
10/26	4	CWS	L	0-1	Lidge	Garcia	Jenks	42,936	3:20	N

2015 AL Wild Card Game (1-0)

Date	Gm	Opp.	W/L	Score	Astros POR	Opp. POR	Save	Atten.	Time	D/N
10/6	1	@NYY	W	3-0	Keuchel	Tanaka	Gregerson	50,113	3:04	N

2015 ALDS (2-3)

Date	Gm	Opp.	W/L	Score	Astros POR	Opp. POR	Save	Atten.	Time	D/N
10/8	1	@KC	W	5-2	McHugh	Ventura	Gregerson	40,146	3:14	N
10/9	2	@KC	L	4-5	Harris	Herrera	Davis	40,008	3:27	D
10/11	3	KC	W	4-2	Keuchel	Volquez	Gregerson	42,674	3:20	D
10/12	4	KC	L	6-9	Sipp	Madson	Davis	42,387	4:05	D
10/14	5	@KC	L	2-7	McHugh	Cueto	-	40,566	2:42	N

2017 ALDS (3-1)

Date	Gm	Opp.	W/L	Score	Astros POR	Opp. POR	Save	Atten.	Time	D/N
10/5	1	BOS	W	8-2	Verlander	Sale	-	43,102	3:26	D
10/6	2	BOS	W	8-2	Keuchel	Pomeranz	-	43,410	4:00	D
10/8	3	@BOS	L	3-10	Liriano	Kelly	-	38,010	3:38	D
10/9	4	@BOS	W	5-4	Verlander	Sale	Giles	37,305	4:07	D

2017 ALCS (4-3)

Date	Gm	Opp.	W/L	Score	Astros POR	Opp. POR	Save	Atten.	Time	D/N
10/13	1	NYN	W	2-1	Keuchel	Tanaka	Giles	43,116	3:20	N
10/14	2	NYN	W	2-1	VERLANDER	Chapman	-	43,193	3:00	D
10/16	3	@NYN	L	1-8	Morton	Sabathia	-	49,373	3:25	N
10/17	4	@NYN	L	4-6	Giles	Green	Chapman	48,804	3:37	N
10/18	5	@NYN	L	0-5	Keuchel	Tanaka	-	49,647	3:18	N
10/20	6	NYN	W	7-1	Verlander	Severino	-	43,179	3:23	N
10/21	7	NYN	W	4-0	Morton	Sabathia	McCullers	43,201	3:09	N

2017 WS (4-3)

Date	Gm	Opp.	W/L	Score	Astros POR	Opp. POR	Save	Atten.	Time	D/N
10/24	1	@LAD	L	1-3	Keuchel	Kershaw	Jansen	54,253	2:28	N
10/25	2	@LAD	W	7-6 (11)	Devenski	McCarthy	-	54,293	4:19	N
10/27	3	LAD	W	5-3	McCullers	Darvish	Peacock	43,282	3:46	N
10/28	4	LAD	L	2-6	Giles	Watson	-	43,322	3:06	N
10/29	5	LAD	W	13-12 (10)	Musgrove	Jansen	-	43,300	5:17	N
10/31	6	@LAD	L	1-3	Verlander	Watson	Jansen	54,128	3:22	N
11/1	7	@LAD	W	5-1	Morton	Darvish	-	54,124	3:37	N

ASTROS
FRONT OFFICEASTROS
COACHING STAFFHOUSTON
ASTROSSCOUTING & PLAYER
DEVELOPMENT2023 SEASON
IN REVIEW2024
OPPONENTSHISTORY &
RECORDSSPRING
TRAININGMEDIA
INFORMATIONMINUTE MAID
PARK

ASTROS FRANCHISE POSTSEASON GAME-BY-GAME

2018 ALDS (3-0)

Date	Gm	Opp.	W/L	Score	Astros POR	Opp. POR	Save	Atten.	Time	D/N
10/5	1	CLE	W	7-2	Verlander	Kluber	-	43,514	3:36	D
10/6	2	CLE	W	3-1	Cole	Carrasco	Osuna	43,520	3:12	D
10/8	3	@CLE	W	11-3	McHugh	Bauer	-	37,252	4:02	D

2018 ALCS (1-4)

Date	Gm	Opp.	W/L	Score	Astros POR	Opp. POR	Save	Atten.	Time	D/N
10/13	1	@BOS	W	7-2	Verlander	Kelly	-	38,007	4:03	N
10/14	2	@BOS	L	5-7	Cole	Barnes	-	37,960	3:45	N
10/16	3	BOS	L	2-8	Smith	Eovaldi	-	43,102	3:52	N
10/17	4	BOS	L	6-8	James	Kelly	Kimbrel	43,277	4:33	N
10/18	5	BOS	L	1-4	Verlander	Price	Kimbrel	43,210	3:32	N

2019 ALDS (3-2)

Date	Gm	Opp.	W/L	Score	Astros POR	Opp. POR	Save	Atten.	Time	D/N
10/4	1	TB	W	6-2	Verlander	Glasnow	-	43,360	3:24	D
10/5	2	TB	W	3-1	Cole	Snell	Harris	43,378	3:46	N
10/7	3	@TB	L	3-10	Greinke	Morton	-	32,251	3:37	D
10/8	4	@TB	L	1-4	Verlander	Yarbrough	Snell	32,178	3:49	N
10/10	5	TB	W	6-1	Cole	Glasnow	-	43,418	3:12	N

2019 ALCS (4-2)

Date	Gm	Opp.	W/L	Score	Astros POR	Opp. POR	Save	Atten.	Time	D/N
10/12	1	NY Yankees	L	0-7	Greinke	Tanaka	-	43,311	3:11	N
10/13	2	NY Yankees	W	3-2	James	Happ	-	43,359	4:49	N
10/15	3	@NY Yankees	W	4-1	Cole	Severino	Osuna	48,998	3:44	D
10/17	4	@NY Yankees	W	8-3	Pressly	Tanaka	-	49,067	4:19	N
10/18	5	@NY Yankees	L	1-4	Verlander	Paxton	Chapman	48,483	2:59	N
10/19	6	NY Yankees	W	6-4	Osuna	Chapman	-	43,357	4:09	N

2019 WS (3-4)

Date	Gm	Opp.	W/L	Score	Astros POR	Opp. POR	Save	Atten.	Time	D/N
10/22	1	WAS	L	4-5	Cole	Scherzer	Doolittle	43,339	3:43	N
10/23	2	WAS	L	3-12	Verlander	Strasburg	-	43,357	4:01	N
10/25	3	@WAS	W	4-1	James	Sanchez	Osuna	43,867	4:03	N
10/26	4	@WAS	W	8-1	Urquidy	Corbin	-	43,889	3:48	N
10/27	5	@WAS	W	7-1	Cole	Ross	-	43,910	3:19	N
10/29	6	WAS	L	2-7	Verlander	Strasburg	-	43,384	3:37	N
10/30	7	WAS	L	2-6	Corbin	Harris	-	43,326	3:42	N

2020 WC (2-0)

Date	Gm	Opp.	W/L	Score	Astros POR	Opp. POR	Save	Atten.	Time	D/N
9/29	1	MIN	W	4-1	Valdez	Romo	-	-	3:49	D
9/30	2	MIN	W	3-1	Javoe	Stashak	Pressly	-	3:32	D

2020 ALDS (3-1)

Date	Gm	Opp.	W/L	Score	Astros POR	Opp. POR	Save	Atten.	Time	D/N
10/5	1	OAK	W	10-5	Taylor	Wendelken	-	-	3:30	D
10/6	2	OAK	W	5-2	Valdez	Manaea	Pressly	-	2:54	D
10/7	3	OAK	L	7-9	Raley	Hendriks	-	-	3:36	D
10/8	4	OAK	W	11-6	Javier	Montas	-	-	3:43	D

2020 ALCS (3-4)

Date	Gm	Opp.	W/L	Score	Astros POR	Opp. POR	Save	Atten.	Time	D/N
10/11	1	TB	L	1-2	Valdez	Snell	Castillo	-	3:50	N
10/12	2	TB	L	2-4	McCullers Jr.	Morton	Anderson	-	3:01	D
10/13	3	TB	L	2-5	Urquidy	Yarbrough	Castillo	-	3:59	N
10/14	4	TB	W	4-3	Greinke	Glasnow	Pressly	-	3:08	N
10/15	5	TB	W	4-3	Pressly	Anderson	-	-	3:36	D
10/16	6	TB	W	7-4	Valdez	Snell	Pressly	-	4:01	N
10/17	7	TB	L	2-4	McCullers Jr.	Morton	Fairbanks (1)	-	-	N

2021 ALDS (3-1)

Date	Gm	Opp.	W/L	Score	Astros POR	Opp. POR	Save	Atten.	Time	D/N
10/7	1	CWS	W	6-1	McCullers Jr.	Lynn	-	40,497	3:34	D
10/8	2	CWS	W	9-4	Stanek	Bummer	-	41,315	3:52	D
10/10	3	@CWS	L	6-12	Y. Garcia	Kopec	-	40,288	4:27	N
10/12	4	@CWS	W	10-1	Y. Garcia	Rodon	-	40,170	4:32	D

ASTROS FRANCHISE POSTSEASON GAME-BY-GAME

2021 ALCS (4-2)

Date	Gm	Opp.	W/L	Score	Astros POR	Opp. POR	Save	Atten.	Time	D/N
10/15	1	BOS	W	5-4	Stanek	Robles	Pressly	40,534	4:07	N
10/16	2	BOS	L	5-9	L. Garcia	Eovaldi	-	41,476	4:08	D
10/18	3	@BOS	L	3-12	Urquidy	Rodriguez	-	37,603	3:16	N
10/19	4	@BOS	W	9-2	Graveman	Eovaldi	-	38,010	4:04	N
10/20	5	@BOS	W	9-1	Valdez	Sale	-	37,599	3:32	N
10/22	6	BOS	W	5-0	L. Garcia	Eovaldi	-	42,718	3:28	N

2021 WS (2-4)

Date	Gm	Opp.	W/L	Score	Astros POR	Opp. POR	Save	Atten.	Time	D/N
10/26	1	ATL	L	2-6	Valdez	Minter	-	42,825	4:06	N
10/27	2	ATL	W	7-2	Urquidy	Fried	-	42,833	3:11	N
10/29	3	@ATL	L	0-2	Garcia	Anderson	Smith	42,898	3:24	N
10/30	4	@ATL	L	2-3	Javier	Matzek	Smith	43,125	3:45	N
10/31	5	@ATL	W	9-5	Urquidy	Minter	-	43,122	4:00	N
11/2	6	ATL	L	0-7	Fried	Garcia	-	42,868	3:22	N

2022 ALDS (3-0)

Date	Gm	Opp.	W/L	Score	Astros POR	Opp. POR	Save	Atten.	Time	D/N
10/11	1	SEA	W	8-7	Montero	Ray	-	41,125	3:39	D
10/13	2	SEA	W	4-2	Neris	Castillo	Pressly	41,774	3:15	D
10/15	3	@SEA	W	1-0 (18)	Garcia	Murfee	-	47,690	6:22	D

2022 ALCS (4-0)

Date	Gm	Opp.	W/L	Score	Astros POR	Opp. POR	Save	Atten.	Time	D/N
10/19	1	NYY	W	4-2	Verlander	Schmidt	Pressly	41,487	3:21	N
10/20	2	NYY	W	3-2	Valdez	Severino	Pressly	41,700	3:16	N
10/22	3	@NYN	W	5-0	Javier	Cole	-	47,569	3:35	N
10/23	4	@NYN	W	6-5	Neris	Loaisiga	Pressly	46,545	3:37	N

2022 WS (4-2)

Date	Gm	Opp.	W/L	Score	Astros POR	Opp. POR	Save	Atten.	Time	D/N
10/28	1	PHI	L	5-6 (10)	Garcia	Dominguez	Robertson	42,903	4:34	N
10/29	2	PHI	W	5-2	Valdez	Wheeler	-	42,926	3:18	N
11/1	3	@PHI	L	0-7	McCullers Jr.	Suarez	-	45,712	3:08	N
11/2	4	@PHI	W	5-0	Javier	Nola	-	45,693	3:25	N
11/3	5	@PHI	W	3-2	Verlander	Syndergaard	Pressly	45,693	3:57	N
11/5	6	PHI	W	4-1	Valdez	Wheeler	Pressly	42,958	3:13	N

2023 ALDS (3-1)

Date	Gm	Opp.	W/L	Score	Astros POR	Opp. POR	Save	Atten.	Time	D/N
10/07	1	MIN	W	6-4	Verlander	Ober	Pressly	43,024	2:58	D
10/08	2	MIN	L	2-6	Valdez	López	-	43,017	3:09	D
10/10	3	@MIN	W	9-1	Javier	Gray	-	40,977	3:10	D
10/11	4	@MIN	W	3-2	Urquidy	Thielbar	Pressly	40,977	2:38	N

2023 ALCS (3-4)

Date	Gm	Opp.	W/L	Score	Astros POR	Opp. POR	Save	Atten.	Time	D/N
10/15	1	TEX	L	0-2	Verlander	Montgomery	Leclerc	42,872	2:49	N
10/16	2	TEX	L	4-5	Valdez	Eovaldi	Leclerc	42,879	3:01	D
10/18	3	@TEX	W	8-5	Javier	Scherzer	Pressly	42,368	3:05	N
10/19	4	@TEX	W	10-3	Stanek	Dunning	-	42,060	3:14	N
10/20	5	@TEX	W	5-4	Pressly	Leclerc	-	41,519	3:14	D
10/22	6	TEX	L	2-9	Valdez	Eovaldi	-	42,368	3:07	N
10/23	7	TEX	L	4-11	Javier	Montgomery	-	42,814	3:20	N

ASTROS
FRONT OFFICEASTROS
COACHING STAFFHOUSTON
ASTROSSCOUTING & PLAYER
DEVELOPMENT2023 SEASON
IN REVIEW2024
OPPONENTSHISTORY &
RECORDSSPRING
TRAININGMEDIA
INFORMATIONMINUTE MAID
PARK



The 1968 All-Star Game reflected overpowering pitching. The two leagues combined for only eight hits and just one run, marking the first 1-0 contest in the history of the Midsummer Classic. The lone run – by the National League – was scored in the 1st inning on a single, an error, a wild pitch, and a double play.

Playing for the injured Pete Rose, Willie Mays led off in the bottom of the 1st and singled to left field. In a failed pick-off at first, Luis Tiant's (CLE) throw went wild, advancing Mays to second. Curt Flood (STL) was then walked, and a fourth-ball wild pitch moved Mays to third. First baseman Willie McCovey (SF) grounded into a double play, but Mays took advantage to score the only run of the game.

With the victory, the NL stretched its winning streak to six. The six-man NL pitching staff held the AL to just three hits, as Tom Seaver (NYM) tossed five strikeouts late in the game and Juan Marichal pitched 2.0 perfect innings. Nine pitchers in the game did not allow a single walk.

The game was the first played indoors and on an artificial surface, as many players got their first look at the Astrodome.

NATIONAL LEAGUE 1, AMERICAN LEAGUE 0

American League	000	000	000	031
National League	100	000	00X	150

AL: Tiant, Odom (3), McLain (5), McDowell (7), Stottlemire (8), John (8).
 NL: DRYSDALE, Marichal (4), Carlton (6), Seaver (7), Reed (9), Koosman (9).
 HR: None. Attendance: 48,321
 MVP: Willie Mays (Giants) Time: 2:10

AMERICAN LEAGUE

Dick Williams, BOS..... Manager
 Cal Ermer, MIN..... Coach
 Mayo Smith, DET..... Coach

Baltimore (3) – Dave Johnson, 2B; John (Boog) Powell, 1B; *Brooks Robinson, 3B; **Boston (3)** – Ken Harrelson, OF; Jose Santiago, P; *Carl Yastrzemski, OF; (Santiago replaced by Garry Bell, P, Boston); **California (1)** – *Jim Fregosi, SS; **Chicago (2)** – Tommy John, P; Duane Josephson, C; **Cleveland (3)** – Joe Azzcue, C; Sam McDowell, P; Luis Tiant, P; **Detroit (4)** – *Bill Freehan, C; *Willie Horton, OF; Denny McLain, P; Don Wert, 3B; **Minnesota (3)** – *Rod Carew, 2B; *Harmon Killebrew, 1B; Tony Oliva, OF; **New York (2)** – Mickey Mantle, OF; Mel Stottlemire, P; **Oakland (3)** – Bert Campaneris, SS; Rick Monday, OF; John (Blue Moon) Odom, P; **Washington (1)** – *Frank Howard, OF.

NATIONAL LEAGUE

Red Schoendienst, STL..... Manager
 Dave Bristol, CIN..... Coach
 Herman Franks, SF..... Coach

Atlanta (1) – *Hank Aaron, OF; Felipe Alou, OF; Ron Reed, P; **Chicago (2)** – *Don Kessinger, SS; *Ron Santo, 3B; **Cincinnati (4)** – Johnny Bench, C; *Tommy Helms, 2B; Tony Perez, 3B; *Pete Rose, OF (Rose replaced by Billy Williams, OF, Chicago); **Houston (1)** – Rusty Staub, 1B; **Los Angeles (2)** – Don Drysdale, P; Tom Haller, C; **New York (3)** – *Jerry Grote, C; Jerry Koosman, P; Tom Seaver, P; **Philadelphia (1)** – Woodie Fryman, P; **Pittsburgh (2)** – Gene Alley, SS; Matty Alou, OF (Alley replaced by Leo Cardenas, SS, Cincinnati); **St. Louis (4)** – Steve Carlton P; *Curt Flood, OF; Bob Gibson, P; Julian Javier, 2B; **San Francisco (3)** – Juan Marichal, P; Willie Mays, OF; *Willie McCovey, 1B.

ASTROS IN THE GAME

	AB	R	H	RBI	PO	A	E
Rusty Staub, 1B	1	0	0	0	0	0	0

1968 ALL-STAR GAME

The 1968 All-Star Game in Houston was the first played indoors and on artificial turf.

ALL-STAR GAME #57 | ASTRODOME, HOUSTON | JULY 15, 1986



Los Angeles left-hander Fernando Valenzuela fanned five consecutive batters to tie Carl Hubbell's 52-year-old All-Star record, but the National League's pitching triumphs weren't enough as the American League recorded the 3-2 victory on two home runs.

The NL pitching staff sat down 12 total batters, but the AL's Roger Clemens (BOS) had a strong night of his own. He tossed 3.0 perfect innings which included just three balls and 21 strikes. The AL bats came through at the same time as second baseman Lou Whitaker (DET) followed a Dave Winfield (NYY) double with a two-run shot off Dwight Gooden (NYM) in the 2nd. In the 7th inning, Frank White (KC) came in to pinch-hit for Whitaker, knocking an 0-2 pitch from Mike Scott (HOU) over the left-center field wall to seal the AL's second All-Star win in the 1980s.

Valenzuela tied the 1934 record for consecutive strikeouts, setting down (in order): Don Mattingly, Cal Ripken, Jesse Barfield, Whitaker, and Ted Higuera.

AMERICAN LEAGUE 3, NATIONAL LEAGUE 2

American League	020	000	100	350
National League	000	000	020	251
AL:	CLEMENS, Higuera (4), Hough (7), Righetti (8), Aase (9).			
NL:	GOODEN, Valenzuela (4), Scott (7), Fernandez (8), Krukow (9).			
HR:	Whitaker, White		Attendance:	45,774
MVP:	Roger Clemens (Red Sox)		Time:	2:28

AMERICAN LEAGUE

Dick Howser, KC..... Manager
Pat Corrales, CLE..... Coach
John McNamara, BOS..... Coach

Baltimore (3) – Don Aase, P; Eddie Murray, 1B; *Cal Ripken, SS; **Boston (4)** – Wade Boggs, 3B; Roger Clemens, P; Rich Gedman, C; Jim Rice, OF; **California (2)** – *Wally Joyner, 1B; Mike Witt, P; **Chicago (1)** – Harold Baines, OF; **Cleveland (1)** – Ken Schrom, P; **Detroit (3)** – Willie Hernandez, P; *Lance Parrish, C; *Lou Whitaker, 2B; **Kansas City (2)** – *George Brett, 3B; Frank White, 2B; **Milwaukee (1)** – Teddy Higuera, P; **Minnesota (1)** – *Kirby Puckett, OF; **New York (4)** – *Rickey Henderson, OF; Don Mattingly, 1B; Dave Righetti, P; *Dave Winfield, OF; **Oakland (1)** – Jose Canseco, OF; **Seattle (1)** – Jim Presley, 3B; **Texas (1)** – Charlie Hough, P; **Toronto (3)** – Jesse Barfield, OF; Tony Fernandez, SS; Lloyd Moseby, OF.

NATIONAL LEAGUE

Whitey Herzog, STL..... Manager
Davey Johnson, NYM..... Coach
Tom Lasorda, LA..... Coach

Atlanta (1) – *Dale Murphy, OF; **Chicago (2)** – Jody Davis, C; *Ryne Sandberg, 2B; **Cincinnati (2)** – John Franco, P; Dave Parker, OF; **Houston (4)** – Kevin Bass, OF; Glenn Davis, 1B; Mike Scott, P; Dave Smith, P; **Los Angeles (2)** – Steve Sax, 1B; Fernando Valenzuela, P; **Montreal (3)** – Hubie Brooks, SS; Tim Lincecum, OF; Jeff Reardon, P; **New York (5)** – *Gary Carter, C; Sid Fernandez, P; Dwight Gooden, P; *Keith Hernandez, 1B; *Darryl Strawberry, OF; **Philadelphia (2)** – Shane Rawley, P; *Mike Schmidt, 3B; **Pittsburgh (2)** – Tony Pena, C; Rick Rhoden, P; **St. Louis (1)** – *Ozzie Smith, SS; **San Diego (1)** – *Tony Gwynn, OF; **San Francisco (3)** – Chris Brown, 3B; Chili Davis, OF; Mike Krukow, P.



The American League displayed its offensive prowess early, scoring six runs in the 1st inning en route to a 9-4 win over the National League in the third All-Star Game played in Houston and the first at Minute Maid Park.

Astros right-hander Roger Clemens, who also started the 1986 All-Star Game in Houston, allowed six runs and five hits in suffering the loss. Clemens allowed two 1st-inning homers, to Manny Ramirez (BOS) and Alfonso Soriano (TEX). Mark Mulder (OAK) pitched 2.0 innings and allowed one run to earn the win. Soriano was named the game's Most Valuable Player after finishing 2x3 with three RBI. Soriano was the first leading vote-getter to also earn MVP honors in the same season.

The National League cut the lead to 7-4 with a three-run 4th, including an RBI double by Edgar Renteria (STL) and a two-run double by Albert Pujols (STL). David Ortiz' (BOS) homer against Carl Pavano (FLA) in the 6th ended the game's scoring.

The AL pitching staff held the NL scoreless through the final 5.0 innings, thanks to scoreless efforts from Javier Vazquez (NYY), Ted Lilly (TOR), Joe Nathan (MIN), Tom Gordon (NYY), Francisco Rodriguez (ATL), and Mariano Rivera (NYY).

The American League won its seventh consecutive victory, not counting the 2002 tie at Miller Park in Milwaukee. The NL remained winless since 1996.

AMERICAN LEAGUE 9, NATIONAL LEAGUE 4

	1	2	3	4	5	6	7	8	9	R	H	E
American	6	0	0	1	0	2	0	0	0	9	14	0
National	1	0	0	3	0	0	0	0	0	4	9	1

E—Kent, DP—National 1, LOB—American 7, National 7. 2B—Suzuki, Renteria, Pujols 2. HR—Ramirez, Ortiz, Soriano. GDP—Sheffield. HBP—Rolen (by Mulder). Time—2:59. Attn.—41,886. U—Montague, plate; Hirschbeck, first; Eddings, second; Reynolds, third; Hudson, left field; Holbrook, right field.

AMERICAN LEAGUE

	AB	R	H	BI
Ichiro Suzuki, CF	4	1	1	0
Javier Vazquez, P	0	0	0	0
Ronnie Belliard, 2B	1	0	0	0
Ivan Rodriguez, C	4	1	2	1
Victor Martinez, C	1	0	0	0
Vladimir Guerrero, RF	4	1	1	0
Ted Lilly, P	0	0	0	0
Miguel Tejada, SS	1	0	0	0
Manny Ramirez, LF	2	1	1	2
David Ortiz, PH-1B	1	2	1	2
Alex Rodriguez, 3B	3	0	1	1
Hank Blalock, PH-3B	2	0	0	0
Jason Giambi, 1B	2	1	1	0
Carl Crawford, PH-LF	2	0	0	0
Hideki Matsui, PH-LF	1	0	0	0
Derek Jeter, SS	3	1	3	0
Matt Lawton, CF	2	0	1	0
Alfonso Soriano, 2B	3	1	2	3
Gary Sheffield, RF	1	0	0	0
Mark Mulder, P	1	0	0	0
Ken Harvey, PH	1	0	0	0
Esteban Loaiza, P	0	0	0	0
C.C. Sabathia, P	0	0	0	0
Michael Young, PH-SS	2	0	0	0
Joe Nathan, P	0	0	0	0
Tom Gordon, P	0	0	0	0
Francisco Rodriguez, P	0	0	0	0
Mariano Rivera, P	0	0	0	0
Totals	41	9	14	9

	IP	H	R	ER	BB	K
Mark Mulder (W 1-0)	2.0	2	1	1	0	1
Esteban Loaiza	1.0	1	0	0	1	0
C.C. Sabathia	1.0	4	3	3	0	0
Javier Vazquez	1.0	0	0	0	0	2
Ted Lilly	1.0	2	0	0	0	1
Joe Nathan	1.0	0	0	0	0	2
Tom Gordon	0.1	0	0	0	0	0
Francisco Rodriguez	0.2	0	0	0	0	0
Mariano Rivera	1.0	0	0	0	0	0

NATIONAL LEAGUE

	AB	R	H	BI
Edgar Renteria, SS	3	1	1	1
Jack Wilson, SS	2	0	0	0
Albert Pujols, 1B	3	1	2	2
Jim Thome, 1B	2	0	0	0
Barry Bonds, LF	2	0	0	0
Carl Pavano, P	0	0	0	0
Tom Glavine, P	0	0	0	0
Bobby Abreu, PH	1	0	0	0
Ben Sheets, P	0	0	0	0
Paul Lo Duca, C	0	0	0	0
Scott Rolen, 3B	1	0	1	0
Mike Lowell, PH-3B	2	0	0	0
Sammy Sosa, RF	2	0	1	1
Miguel Cabrera, RF	2	0	0	0
Mike Piazza, C	2	0	0	0
Johnny Estrada, C	2	0	0	0
Eric Gagne, P	0	0	0	0
Lance Berkman, CF	2	0	0	0
Moises Alou, LF	2	0	1	0
Jeff Kent, 2B	2	1	1	0
Mark Loretta, PH-2B	2	0	1	0
Roger Clemens, P	0	0	0	0
Dan Kolb, P	0	0	0	0
Barry Larkin, PH	1	0	0	0
Randy Johnson, P	0	0	0	0
Carlos Zambrano, P	0	0	0	0
Carlos Beltran, PH-CF	2	1	1	0
Todd Helton, PH	1	0	0	0
Totals	36	4	9	4

	IP	H	R	ER	BB	K
Roger Clemens (L 0-1)	1.0	5	6	3	0	2
Dan Kolb	1.0	1	0	0	0	0
Randy Johnson	1.0	3	0	0	0	1
Carlos Zambrano	1.0	1	1	1	1	1
Carl Pavano	2.0	3	2	2	0	1
Tom Glavine	1.0	1	0	0	0	0
Ben Sheets	1.0	0	0	0	0	1
Eric Gagne	1.0	0	0	0	1	2

ASTROS IN THE GAME

Players			AB	R	H	BI
Lance Berkman, CF*			2	0	0	0
Jeff Kent, 2B*			2	1	1	0
Carlos Beltran, PH-CF			2	1	1	0
Pitchers	IP	H	R	ER	BB	K
Roger Clemens (L 0-1)	1.0	5	6	3	0	2

2024 SEASON

SPRING TRAINING



HOUSTON★ASTROS

RELENTLESS

HOUSTON ASTROS SPRING TRAINING

THE BALLPARK OF THE PALM BEACHES

5444 HAVERHILL ROAD,
WEST PALM BEACH,
FLORIDA 33407

Telephone (area code 561):

Main 500-4487 (HITS)

Ticket Information 500-4487 x3

Tickets by Phone (877) 935-5668

PLAYING FIELD DISTANCES

Foul Lines LF-335 ft / RF-336 ft

Power Alleys LF-377 ft / RF-386 ft

Center Field 406 feet

Capacity 7,836



The Ballpark of the Palm Beaches enters its eighth season in 2023 as the Spring Training home of the Houston Astros and Washington Nationals.

The Ballpark of the Palm Beaches is conveniently located just off I-95 in the heart of West Palm Beach, Fla. The 7,800-seat facility features a fantastic wrap-around concourse, ample parking, inviting sight-lines and unique fan areas to enhance the Spring Training experience.

The Spring Training home of the Astros and Nationals was built on a 160-acre site, and features separate, modern training complexes that include several baseball diamonds, clubhouses, weight-training facilities and offices for front office personnel.

For more information, please visit BallparkPalmBeaches.com or follow along on Twitter at [@Ballpark_PB](https://twitter.com/Ballpark_PB).

THE BALLPARK OF THE PALM BEACHES COMPLEX AMENITIES

- 7,800+ seat main stadium with lighting fixtures provided by Musco Lighting
- Lawn Seating - blanket or towel (no chairs allowed)
- Suites with panoramic views of the stadium and practice fields, air conditioning, TVs, refrigerators, private suite level restrooms, superior hospitality service and customized catering options...sponsored suite: Engel Cooler Coolest Suite
- Party Decks located on the Suite Level...accommodates up to 80 people...features full-service bars, food and drink rail overlooking the field and ticket packages that include an All-You-Can-Eat experience...Third Base Party Deck accommodates up to 90 people...1st base Party Deck accommodates up to 70 people
- Left Field Bar (Craft Corner) that features a full view of the game action...full-service bar offers a variety of domestic, import and craft beers, mixed drinks, frozen drinks and wine.

- The Hilton Garden Inn Patio offers unique socially distanced seating options, available at picnic tables or within the 3rd base lawn area. Picnic tables are available seating four baseball fans each.
- 160 acres of multi-purpose fields
- 5, 120 yard x 80 yard multi-sports fields featuring Celebration Bermuda grass...can accommodate a variety of team sports including baseball, softball, football, lacrosse, rugby and more
- 13, professionally manicured baseball fields, with two half fields and two agility fields
- A 12-acre city park (Lincoln Park) located at SW corner of Haverhill Road entrance, open from sunrise to sunset...the park features a family playground, four lighted basketball courts, splash park and a 1.8-mile walking/jogging trail that follows the perimeter of the campus.

THE BALLPARK OF THE PALM BEACHES STAFF DIRECTORY

STADIUM OPERATIONS

Mike Sophia	General Manager
Chris Easom	Assistant General Manager
Mike McAdams	Director, Corporate Partnerships
Danielle Kenney	Director of Ticket Operations
Nathan Sterner	Facilities Manager
Alberto Cabrera	Facilities Maintenance Tech
Kyle Barnes	Operations Assistants
Bridget Mayza	Account Executive
Fayez AliAhmad	Account Executive

GROUNDS CREW/MAINTENANCE

Matt Eggerman	Director of Field Operations
Mallory Noble	Asst. Director of Field Operations
Brendan Seaver	Asst. Director of Field Operations
Alec Codman	Asst. Director of Field Operations
Steve Dunn	Stadium Mechanic
Jamie Carriker	Irrigation & Landscape Manager

ASTROS SPRING TRAINING YEAR-BY-YEAR

YEAR	RECORD	YEAR	RECORD	YEAR	RECORD	YEAR	RECORD
1962	17-11	1978	11-10	1994	13-18-1	2010	13-15-2
1963	16-11	1979	12-12	1995	23-14-5	2011	12-24
1964	13-12	1980	8-11	1996	10-17	2012	14-17-1
1965	15-9	1981	10-13	1997	16-13-1	2013	15-16-4
1966	14-14	1982	7-14	1998	17-10-2	2014	12-15
1967	15-14	1983	3-16	1999	14-15	2015	12-12-4
1968	13-14	1984	17-11	2000	19-12	2016	18-11-2
1969	14-13	1985	14-17	2001	15-13-3	2017	15-15-3
1970	16-12	1986	9-18-1	2002	19-9-1	2018	21-9-4
1971	14-13	1987	13-15	2003	16-12-1	2019	18-12-2
1972	10-9	1988	17-15-1	2004	14-14-1	2020	7-11-1
1973	11-14	1989	10-22	2005	13-14	2021	6-14-4
1974	14-10	1990	7-7	2006	10-21	2022	8-5-1
1975	14-15	1991	17-10	2007	18-11-1	2023	14-10-4
1976	7-8	1992	14-17	2008	12-17-1		
1977	12-12	1993	14-12-2	2009	12-20-4		

ASTROS 2023 SPRING TRAINING RESULTS

DATE	OPP	SITE	RESULT	HOU POR	OPP POR	SAVE	HOME ATT
Feb. 25	New York (NL)	W. Palm Beach	W, 4-2	Ruppenthal (1-0)	Muckenhirn (0-1)	Brown, T (1)	4,952
Feb. 26	Washington	W. Palm Beach	L, 2-3	Endersby (0-1)	Weems (1-0)	-	2,650
Feb. 27	Miami	W. Palm Beach	L, 3-4	Dubin (0-1)	Smeltzer (1-0)	Burgos (1)	2,497
Feb. 28	New York (NL)	Port St. Lucie	W, 8-4	Garcia, L (1-0)	Quintana (0-1)	-	4,605
March 1	Boston	W. Palm Beach	T, 4-4	-	-	-	3,820
March 2	St. Louis	Jupiter	W, 6-0	Valdez (1-0)	Wainwright (0-1)	-	5,033
March 3	Atlanta	W. Palm Beach	W, 11-8	Bielak (1-0)	Holmes (0-1)	Gage (1)	3,224
March 4	Boston	Fort Myers	T, 4-4	-	-	-	8,544
March 5	Washington	W. Palm Beach	W, 6-2	Garcia (2-0)	Corbin (0-2)	-	3,240
March 6	St. Louis	Jupiter	L, 1-7	Brown, H (0-1)	Flaherty, J (1-0)	-	5,108
March 7	New York (NL)	W. Palm Beach	T, 5-5	-	-	-	4,088
March 10	New York (NL)	Port St. Lucie	L, 2-7	Dubin (0-2)	Verlander (2-0)	-	5,394
March 11	St. Louis	W. Palm Beach	W, 3-2	Betances (1-0)	Naile (0-1)	-	4,211
March 12	Miami	Jupiter	W, 5-1	Brown, H (1-1)	Smeltzer (1-2)	-	3,666
March 13	Washington	W. Palm Beach	L, 6-7	Torres (0-1)	Kuhl, C (1-1)	-	2,733
March 14	St. Louis	W. Palm Beach	T, 3-3	-	-	-	4,006
March 14	Miami	Jupiter	L, 0-1	Paredes (0-1)	Barnes (1-0)	Hoeing (1)	2,406
March 15	Atlanta	North Port	W, 9-3	Garcia, B (1-0)	Strider (1-1)	-	5,951
March 16	St. Louis	Jupiter	W, 3-0	Blanco (1-0)	Flaherty (1-1)	Ruppenthal (1)	6,643
March 17	Washington	W. Palm Beach	L, 7-11	Conn (0-1)	Ferrer (1-0)	-	3,731
March 18	New York (NL)	W. Palm Beach	L, 0-2	Valdez (1-1)	Scherzer (1-1)	Hunter (1)	5,183
March 19	Miami	Jupiter	L, 4-5	Bielak, B (1-1)	Charle, C (1-0)	-	2,917
March 21	Miami	W. Palm Beach	W, 2-1	Blanco (2-0)	Luzardo (1-2)	Garcia, B (1)	2,551
March 22	New York (NL)	Port St. Lucie	W, 5-2	Abreu, B (1-0)	Senga, K (1-2)	-	6,538
March 23	Washington	W. Palm Beach	W, 5-4	Stanek (1-0)	Finnegan (0-1)	Betances (1)	2,864
March 24	Miami	Jupiter	L, 2-3	Buttrely (0-1)	Brazoban (1-0)	Maldonado (1)	3,073
March 25	Washington	W. Palm Beach	W, 6-1	Javier (1-0)	Corbin (1-3)	Bielak (1)	3,149
March 26	St. Louis	W. Palm Beach	W, 24-1	Urquidy (1-0)	Flaherty (1-2)	-	3,448

FINAL 2023 ASTROS SPRING TRAINING STATISTICS

NAME	BA	OBP	SLG	G	AB	R	H	TB	2B	3B	HR	RBI	BB	SO	SB	CS	SAC	SF	HBP
Abreu, J.	.292	.327	.583	17	48	6	14	28	8	0	2	11	2	9	0	0	0	1	1
Adolph, R.	.125	.176	.125	9	16	0	2	2	0	0	0	0	0	8	0	0	0	0	1
Altuve, J.	.143	.250	.143	5	14	3	2	2	0	0	0	1	2	6	0	0	0	0	0
Alvarez, Y.	.286	.286	.429	2	7	1	2	3	1	0	0	1	0	2	0	0	0	0	0
Bannon, R.	.225	.289	.350	18	40	2	9	14	2	0	1	4	4	18	2	0	0	1	0
Barber, C.	.250	.250	.500	2	4	1	1	2	1	0	0	0	0	0	0	0	0	0	0
Berryhill, L.	.000	.286	.000	4	5	1	0	0	0	0	0	0	2	2	0	0	0	0	0
Borden II, T.	.000	.000	.000	1	1	0	0	0	0	0	0	0	0	1	0	0	0	0	0
Bregman, A.	.279	.319	.372	15	43	4	12	16	4	0	0	2	3	4	0	0	0	1	0
Brewer, J.	.286	.500	.857	7	7	3	2	6	1	0	1	1	3	2	1	0	0	0	0
Cerny, L.	.286	.444	.286	4	7	1	2	2	0	0	0	1	2	3	1	0	0	0	0
Clifford, R.	.000	.000	.000	1	0	0	0	0	0	0	0	0	0	0	0	0	0	0	0
Cole, Z.	.000	.000	.000	2	4	0	0	0	0	0	0	0	0	2	0	0	0	0	0
Conn, D.	.000	.000	.000	7	0	0	0	0	0	0	0	0	0	0	0	0	0	0	0
Corona, K.	.313	.353	.313	9	16	2	5	5	0	0	0	0	1	7	1	0	0	0	0
Correa, J.	.182	.182	.273	7	11	0	2	3	1	0	0	2	0	1	0	0	0	0	0
Costes, M.	.364	.391	.364	10	22	3	8	8	0	0	0	2	1	1	2	1	0	0	0
Cruz, N.	.000	.000	.000	1	1	0	0	0	0	0	0	0	0	1	0	0	0	0	0
Daniels, Z.	.211	.250	.263	11	19	2	4	5	1	0	0	4	1	9	0	0	0	0	0
Dezenzo, Z.	.500	.500	.500	1	2	0	1	1	0	0	0	0	0	0	0	0	0	0	0
Diaz, Y.	.325	.317	.575	19	40	6	13	23	7	0	1	8	0	8	0	0	0	1	0
Dirden, J.	.324	.425	.618	19	34	9	11	21	4	0	2	4	5	13	1	0	0	0	1
Dubón, M.	.209	.306	.256	18	43	4	9	11	2	0	0	2	5	7	2	2	0	0	1
Encarnacion, Y.	.000	.000	.000	1	1	0	0	0	0	0	0	0	0	0	0	0	0	0	0
Endersby, J.	.000	.000	.000	3	0	0	0	0	0	0	0	0	0	0	0	0	0	0	0
Espinosa, R.	.000	.000	.000	1	0	0	0	0	0	0	0	0	0	0	0	0	0	0	0
Garcia, J.	.000	.500	.000	1	1	0	0	0	0	0	0	0	1	0	0	0	0	0	0
Gaston, S.	.000	.000	.000	1	1	0	0	0	0	0	0	0	0	1	0	0	0	0	0
Gomez, C.	.000	.000	.000	4	0	0	0	0	0	0	0	0	0	0	0	0	0	0	0
Gonzalez, C.	.100	.182	.100	5	10	0	1	1	0	0	0	0	1	5	0	0	0	0	0
Gonzalez, R.	.000	.500	.000	1	1	0	0	0	0	0	0	0	1	0	0	0	0	0	0
Gordon, C.	.000	.000	.000	1	0	0	0	0	0	0	0	0	0	0	0	0	0	0	0
Hamilton, Q.	.167	.167	.167	3	6	0	1	1	0	0	0	1	0	2	0	0	0	0	0
Hensley, D.	.205	.354	.359	19	39	5	8	14	0	0	2	5	9	16	2	0	0	0	0
Julks, C.	.275	.318	.550	18	40	6	11	22	3	1	2	12	3	8	1	0	0	1	0
Kessinger, G.	.250	.400	.600	13	20	4	5	12	1	0	2	3	5	4	0	0	0	0	0
Lee, K.	.258	.343	.484	16	31	9	8	15	1	0	2	6	2	7	2	0	0	0	2
León, P.	.000	.143	.000	5	6	0	0	0	0	0	0	0	1	4	0	0	0	0	0
Loftin, J.	.000	.500	.000	1	1	0	0	0	0	0	0	0	1	0	0	0	0	0	0
Lorenzo, D.	.400	.400	.600	2	5	1	2	3	1	0	0	1	0	1	0	0	0	0	0
Machado, D.	.267	.371	.400	17	30	6	8	12	2	1	0	4	5	4	0	0	0	0	0
Madris, B.	.273	.385	.333	17	33	6	9	11	2	0	0	2	5	12	0	0	0	0	1
Maldonado, M.	.067	.300	.067	8	15	0	1	1	0	0	0	3	5	7	0	0	0	0	0
Matijevic, J.	.243	.275	.351	19	37	3	9	13	1	0	1	7	2	13	0	0	0	1	0
McCormick, C.	.294	.467	.412	16	34	5	10	14	4	0	0	1	8	10	0	1	0	0	3
McKenna, A.	.250	.368	.375	9	16	3	4	6	0	1	0	1	3	2	0	1	0	0	0
Melton, J.	.429	.500	.857	4	7	3	3	6	0	0	1	3	1	3	0	0	0	0	0
Meyers, J.	.268	.318	.317	15	41	8	11	13	2	0	0	3	2	10	0	1	0	0	1
Molina, L.	.188	.188	.438	10	16	1	3	7	1	0	1	3	0	9	0	0	0	0	0
Nieves, H.	.000	.500	.000	1	1	0	0	0	0	0	0	0	1	1	0	0	0	0	0
Palma, M.	.000	.333	.000	1	1	1	0	0	0	0	0	1	1	1	0	0	0	1	0
Peña, J.	.324	.361	.706	11	34	9	11	24	2	1	3	9	2	7	1	0	0	0	0
Perez, J.	.000	.000	.000	10	17	0	0	0	0	0	0	0	0	7	0	0	0	0	0
Price, C.	.333	.667	.333	3	3	0	1	1	0	0	0	0	3	1	0	0	0	0	0
Sacco Jr., T.	.000	.000	.000	1	1	0	0	0	0	0	0	0	0	1	0	0	0	0	0
Salazar, C.	.286	.407	.571	13	21	2	6	12	3	0	1	7	3	1	0	0	0	1	2
Sandle, M.	.000	.000	.000	1	2	0	0	0	0	0	0	0	0	1	0	0	0	0	0
Schreiber, S.	.125	.125	.125	5	8	1	1	1	0	0	0	0	0	5	0	0	0	0	0
Stevens, C.	.500	.500	1.000	3	6	2	3	6	1	1	0	2	0	2	0	0	0	0	0
Stubbs, C.	.571	.588	.857	11	14	6	8	12	1	0	1	6	2	2	0	0	0	1	0
Tucker, K.	.421	.450	.474	6	19	2	8	9	1	0	0	3	1	2	1	0	0	0	0
Wagner, W.	.400	.471	.600	9	15	4	6	9	3	0	0	6	1	2	0	0	0	0	1
Whitaker, T.	.200	.250	.200	9	15	2	3	3	0	0	0	1	1	6	0	0	0	0	0
Whitcomb, S.	.208	.200	.250	13	24	3	5	6	1	0	0	2	0	10	2	0	0	1	0
	.256	.333	.404	28	956	140	245	386	62	5	23	135	101	271	19	6	0	10	14

FINAL 2023 ASTROS SPRING TRAINING STATISTICS

NAME	W	L	ERA	G	GS	SV	INN	H	R	ER	HR	HB	BB	SO	WP	BK	BA
Abreu, B	1	0	0.00	5	0	0	5.0	1	0	0	0	0	2	2	0	0	.063
Arrighetti, S	0	0	0.00	1	0	0	3.0	2	0	0	0	0	2	3	0	0	.250
Betances, J	1	0	6.23	6	0	1	4.1	5	3	3	0	0	3	6	0	1	.294
Bielak, B	1	1	4.80	5	2	1	15.0	10	9	8	2	1	7	9	0	0	.189
Blanco, R	2	0	0.64	6	2	0	14.0	9	1	1	1	0	3	17	0	0	.184
Brown, A	0	0	0.00	1	0	0	1.0	0	0	0	0	0	1	2	0	0	.000
Brown, H	1	1	5.00	4	4	0	9.0	5	6	5	1	1	5	10	0	0	.152
Brown, T	0	0	6.75	2	0	0	1.1	2	1	1	0	1	1	2	0	0	.333
Buttrey, T	0	1	5.00	9	0	0	9.0	11	5	5	0	0	8	7	2	1	.297
Chaidze, A	0	0	5.40	1	0	0	1.2	2	1	1	0	0	2	1	2	0	.286
Cobos, F	0	0	0.00	1	0	0	0.1	0	0	0	0	0	0	0	0	0	.000
Conine, B	0	0	0.00	1	0	0	1.0	0	0	0	0	0	0	1	0	0	.000
Conn, D	0	1	9.53	7	0	0	5.2	7	6	6	1	0	7	6	1	0	.292
Davis, A	0	0	1.93	9	0	0	9.1	6	5	2	0	2	6	8	2	0	.182
DeLabio, J	0	0	0.00	2	0	0	1.1	1	0	0	0	0	0	0	0	0	.200
Dubin, S	0	2	15.00	3	2	0	6.0	12	10	10	1	0	3	5	0	0	.429
Endersby, J	0	1	1.69	3	0	0	5.1	4	1	1	0	0	1	6	0	0	.200
Gage, M	0	0	1.50	5	0	1	6.0	4	1	1	1	0	1	6	0	0	.182
Garcia, B	1	0	1.46	5	1	1	12.1	7	2	2	0	2	5	8	3	1	.167
Garcia, L	2	0	4.66	3	3	0	9.2	12	5	5	1	0	2	7	0	0	.308
Garcia, R	0	0	0.00	1	0	0	1.0	0	0	0	0	0	0	2	0	0	.000
Gomez, C	0	0	2.08	4	0	0	4.1	2	1	1	0	0	0	5	0	0	.143
Gordon, C	0	0	9.00	1	0	0	1.0	2	1	1	0	1	0	1	0	0	.500
Hansen, A	0	0	4.76	3	0	0	5.2	6	3	3	1	0	4	5	1	0	.273
Javier, C	1	0	2.31	3	2	0	11.2	10	3	3	0	0	1	10	1	0	.238
Martinez, S	0	0	1.29	7	0	0	7.0	4	1	1	0	0	3	6	0	0	.167
Maton, P	0	0	0.00	6	0	0	5.0	3	0	0	0	1	0	7	0	0	.167
McDonald, C	0	0	0.00	1	0	0	0.2	1	0	0	0	0	0	2	0	0	.333
Melendez, J	0	0	0.00	2	0	0	3.0	0	0	0	0	0	2	3	0	0	.000
Montero, R	0	0	1.80	5	0	0	5.0	4	1	1	1	0	0	5	0	0	.200
Murray, J	0	0	0.00	3	1	0	8.0	2	0	0	0	0	2	5	0	0	.083
Neris, H	0	0	0.00	6	0	0	6.0	4	0	0	0	0	2	8	1	0	.182
Paredes, E	0	1	4.50	4	0	0	4.0	4	2	2	1	0	1	6	0	0	.267
Pressly, R	0	0	3.00	3	0	0	3.0	5	1	1	0	0	1	3	0	0	.385
Record, J	0	0	2.70	3	0	0	3.1	4	1	1	0	0	0	3	0	0	.308
Roberts, M	0	0	9.00	1	0	0	1.0	2	1	1	0	0	1	2	1	0	.400
Ruppenthal, M	1	0	0.00	6	0	1	5.2	5	0	0	0	0	0	5	0	1	.227
Sammons, B	0	0	0.00	2	0	0	1.1	1	0	0	0	0	0	1	0	0	.200
Solis, J	0	0	0.00	2	1	0	3.0	0	0	0	0	0	1	2	1	0	.000
Stanek, R	1	0	4.50	6	0	0	6.0	8	4	3	1	0	3	10	0	0	.308
Tamarez, M	0	0	16.20	2	0	0	1.2	3	3	3	0	0	4	3	0	0	.375
Taylor, B	0	0	0.00	2	0	0	2.0	0	0	0	0	0	0	0	0	0	.000
Torres, J	0	1	67.50	1	0	0	0.2	3	5	5	1	0	2	2	0	0	.600
Urquidy, J	1	0	4.50	3	3	0	8.0	12	5	4	1	1	1	7	0	0	.333
Valdez, F	1	1	2.33	5	5	0	19.1	19	5	5	1	2	4	16	1	1	.264
VanWey, L	0	0	0.00	1	0	0	0.1	0	0	0	0	0	2	0	0	0	.000
West, D	0	0	0.00	1	0	0	1.0	1	0	0	0	0	1	0	0	0	.333
Whitley, F	0	0	5.40	3	2	0	6.2	9	4	4	1	1	1	5	2	0	.310
	14	10	3.30	28	28	5	245.2	214	97	90	16	13	95	230	18	5	.233

ASTROS
FRONT OFFICEASTROS
COACHING STAFFHOUSTON
ASTROSSCOUTING & PLAYER
DEVELOPMENT2023 SEASON
IN REVIEW2024
OPPONENTSHISTORY &
RECORDSSPRING
TRAININGMEDIA
INFORMATIONMINUTE MAID
PARK

2024 SPRING TRAINING

FEBRUARY/MARCH

SUN	MON	TUE	WED	THU	FRI	SAT
18	19	20	21	22	23	24 6:05 
25  	26 1:05 	27 1:05 	28 1:10 	29 6:05 	1 1:05 	2 1:05 
3 1:10 	4	5 1:05 	6 1:05 	7 1:05 	8 1:05 	9 12:05 
10 1:05 	11 1:05 	12 1:10 	13 6:10 	14 6:05 	15 6:05 	16 6:05 
17 +10:05   1:05	18  	19 6:05 	20	21 1:05 	22 6:05 	23 1:10 
24 12:05 	25 * 7:10 	26 * 7:10 	27	28	29	30

*EXHIBITION GAME AT MINUTE MAID PARK
+PROSPECT GAME
SUBJECT TO CHANGE
ALL TIMES LOCAL

HOME

AWAY

ASTROS SPRING TRAINING PRE-GAME TIMING

FOR 1:05 P.M. ET STARTS - TIMES SUBJECT TO CHANGE

10:10 a.m. Astros BP
11:10 a.m. Visiting BP
12:25 p.m. Visiting infield
12:35 p.m. Grounds Crew

FOR 6:05 P.M. ET STARTS - TIMES SUBJECT TO CHANGE

3:10 p.m. Astros BP
4:10 p.m. Visiting BP
5:25 p.m. Visiting infield
5:35 p.m. Grounds Crew

NEWEST SPRING TRAINING FACILITIES IN FLORIDA

TEAM	SITE	FIRST YEAR	YEARS
Atlanta	North Port	2019	5
Houston/Washington	West Palm Beach	2017	7
Boston	Fort Myers	2012	12
Baltimore	Sarasota	2010	14
Tampa Bay	Port Charlotte	2009	15
Philadelphia	Clearwater	2004	20

SPRING TRAINING HOME ATTENDANCE SINCE 1985

YEAR	RECORD	ATTENDANCE	AVG	YEAR	RECORD	ATTENDANCE	AVG
1985	6-9	50,877	3,392	2005	6-7	58,581	4,506
1986	5-10	50,758	3,384	2006	6-9	62,134	4,142
1987	9-6	64,656	4,294	2007	7-7	58,565	4,183
1988	11-5	64,412	4,026	2008	7-8	61,027	4,068
1989	8-7	66,227	4,415	2009	10-6-3	65,804	3,463
1990	5-1	18,913	3,152	2010	10-4-1	59,784	3,986
1991	8-6	66,811	4,772	2011	5-12	65,367	3,845
1992	6-7	62,482	4,806	2012	8-6	56,379	4,027
1993	8-5	57,400	4,416	2013	9-5-2	53,603	3,574
1994	5-9-1	59,237	3,949	2014	4-8	44,715	3,726
1995	*10-6-1	23,971	1,410	2015	6-5-2	47,781	3,675
1996	6-6	41,368	3,449	2016	8-4	56,472	4,344
1997	8-5-1	45,596	3,257	2017*	4-9-2	55,081	3,672
1998	7-5-1	38,340	2,949	2018*	7-6-2	67,931	4,529
1999	4-9	46,007	3,539	2019*	9-5-2	58,583	3,661
2000	9-5	46,034	3,288	2020*	3-6-0	34,559	3,840
2001	4-7-2	34,992	2,692	2021*	4-6-0	18,199	1,517
2002	8-4-1	46,941	3,611	2022*	4-1-0	14,155	2,359
2003	7-5-1	53,851	4,142	2023*	8-3-3	51,481	3,677
2004	8-4	60,807	5,067	TOTALS	*268-238-25	1,989,881	3,747

* Reflects games in 1995 played by both minor league (9-2-1 record, 12,142 attendance) and Major League (1-4 record, 11,829 attendance) players.

* Indicates Ballpark of the Palm Beaches. Attendance figures from 1985-2016 are from Osceola County Stadium in Kissimmee, Fla.





**GET AUTHENTIC,
ON-FIELD GEAR FROM
THE OFFICIAL SOURCE.**



© 2024 MLB. Major League Baseball trademarks and copyrights are used with permission of Major League Baseball. Visit MLB.com. Any other marks used herein are trademarks of the respective owners.

2024 SEASON

MEDIA INFORMATION



HOUSTON★ASTROS

RELENTLESS

COMMUNICATIONS

Mailing Address: 1800 Congress St. • Houston, TX 77002

Physical Address: 501 Crawford St. • Houston, TX 77002

Astros Main: (713) 259-8000	Anita Sehgal Senior Vice President, Marketing and Communications
	Gene Dias Vice President, Communications
	Steve Grande Director, Communications
	Rachel Caton Manager, Business Communications
	Shaq Sullivan Senior Coordinator, Communications
	Ryan Posner Coordinator, Communications

MEDIA INFORMATION

CREDENTIALS

The Houston Astros utilize MLB's online credentialing system. All media credential requests and applications for coverage of the Houston Astros must go through MLB's online credentialing system at <http://credentials.mlb.com>. Additionally, all credentials – whether issued by Major League Baseball, the BBWAA, or the Astros – will bear photographs. Scout identification cards will also require photos.

- Houston Astros season credentials will be issued only to those legitimate news-gathering agencies that cover the Astros on a daily basis. Daily passes will be issued to approved media members who do not qualify for season credentials and who meet Major League Baseball's policies for media access. Requests for daily credentials must come directly from the affiliation editor, producer or director, via the online credential system **at least 24 hours** in advance of the game being requested. **CREDENTIALS MUST BE DISPLAYED IN A VISIBLE MANNER AT ALL TIMES.**
- ALL credential requests, whether season or daily, must go through MLB's online credential system. This will also be the process for Astros Spring Training, regular season, Wild Card and American League Division Series credential applications.
- Daily credentials will be available at Window 26, located next to the right field gate, four hours prior to first pitch.
- No spouses, guests or children of media members will be issued passes.
- Credentials are not transferable.
- Credentialed media are also prohibited from requesting autographs. Any violations will result in the immediate revocation of the credential.
- Credentials may be revoked at any time without cause.

SECURITY: To comply with security measures implemented by Major League Baseball and the Houston Astros, all media will be required to follow the following procedures upon entering Minute Maid Park and while covering the game.

When entering Minute Maid Park, please be prepared to:

- Enter the ballpark at the First Base Entrance, located in the Diamond Lot near the intersection of Preston and Hamilton Streets.
- Provide photo identification.
- Sign in at the media entrance.
- Allow bags to be searched upon entering the ballpark.

While covering the game, please be prepared to:

- Clearly display working credentials at all times.
- Allow bags and equipment cases to be randomly searched if requested by ballpark security officials.
- Observe credential regulations as set forth by Major League Baseball and the Houston Astros. Only those individuals with the proper credentials will be admitted in the clubhouses, on the field and in the press box.

MEDIA SERVICES

PARKING: Working media may park in the B and C lots at Minute Maid Park with a season credential, BBWAA credential or media identification badge. Entrances to these lots are located on St. Emanuel St., Preston St. and Texas Ave.

MAIN PRESS BOX: The press box and broadcast booths are located on the Club Level behind home plate and are accessible from the press box elevator and the elevator at the First Base Entrance (level C) prior to the opening of gates and after the game. The escalators on the main concourse are available at all times.

MEDIA DINING ROOM: Media dining is located in the press box on the Club Level just behind the broadcast booths. There is a monetary charge per meal. Media dining is open to accredited members of the media only. Spouses/children are not allowed in the media dining room. Cash and credit card accepted.

CLUBHOUSES: Both clubhouses are located on the Service Level and are accessible via the press box elevator. The Astros clubhouse is located on the first base side of the ballpark, while the visiting teams and umpires are on the third base side. Pre- and postgame access rules are determined by Major League Baseball. The Astros clubhouse opens approximately four hours before game time and closes once the team takes the field for batting practice. When the team does not hit outside or under unusual circumstances, the Astros will use their discretion on when to open and close the clubhouse. All times are approximate and subject to change.

General clubhouse rules include:

- Absolutely no autographs or gifts of any kind.
- No still photography in the clubhouse.
- When shooting video interviews, please make sure it is only of the player at his locker or in front of a wall while he is giving the interview. Players should be shot from the chest up.
- Do not sit in the player's chairs.
- No shooting B-roll inside the clubhouse.

FIELD: All media must leave the field 45 minutes prior to the first pitch. No person will be allowed on the field unless that individual



has credentials expressly specifying field privileges (i.e., club pass, photo pass).

PHOTOGRAPHERS/PHOTO WELLS: In-game access to photo wells is limited to still photographers and rightsholders broadcasting the game. There are four photo wells, located on either side of both the home and visiting dugouts. All photographers must remain in the photo wells while the game is in progress. Photographers are only permitted to change location between innings. No ball - in play or dead - should be handled by anyone other than a ballboy.

PHOTOGRAPHER WORK ROOM: A photographer work room is located on the Service Level behind home plate.

PRESS CONFERENCE ROOM: The press conference room is located on the Service Level across from the home clubhouse down the first-base side.

NOTES: Game notes, updated Major League statistics, lineup sheets and other pertinent media information will be available near the entrance of the press box on the Club Level two hours prior to first pitch. Box scores, play-by-play sheets and postgame notes will be available in the same area after each game.

MEDIA GUIDES: Media guides are available upon request in the press box from Astros Communications staff members and are available online at MLBPressbox.com.

WI-FI: Wireless Internet access is available in Minute Maid Park. Contact the Astros Communications department for details.

ASTROS ON THE WEB: The official website of the Houston Astros is Astros.com. The site is updated daily with news, statistics, game notes, feature stories and minor league information. The Major League Baseball website, MLB.com, can also be accessed via Astros.com. The Astros also offer a Spanish website, AstrosDeHouston.com. The site features daily news coverage of the team as well as feature stories from international sports writers.

MLB PRESSBOX: With approved registration, media members gain electronic access to numerous Major League Baseball resources by logging onto MLBPressbox.com (on the official MLB website). Some of the information on this site includes: public relations contacts; daily statistical updates; daily game notes; current and archived press releases; media guides; press kits; credential language and media regulations; and historical information about MLB and its entities. In addition, this site provides media the opportunity to download HD-quality video, hi-resolution logos and information on special events for all 30 clubs, as well as headshots of players, coaches, umpires and select executives. All media covering the Astros should register on the MLB Pressbox site to access these resources.

ASTROS ENGLISH RADIO AFFILIATES THROUGH THE YEARS

1962-83	KPRC 950 AM	1991-95	KPRC 950 AM	2013-present	KBME 790 AM
1984-85 ...	KENRIOZO and KRBEKA FM	1996-98	KILT 610 AM		
1986-90	KTRH 740 AM	1999-2012	KTRH 740 AM		

ON THE AIR

The Astros TV and Radio broadcasts cover Texas and the Gulf Coast region at home and on the road.

- KTRH 740 AM and KBME 790 AM serve as the flagship radio stations of the Astros 30-plus station English network, and broadcasts all Spring Training games and all regular season games.
- TUDN Radio 93.3 FM and 1010 AM serves as the Spanish flagship radio stations of the Astros.
- Space City Home Network provides exclusive television coverage of the Astros at home and on the road.

SOCIAL MEDIA

The Astros maintain an active presence on social media which will continue in 2024. The Astros engage, entertain and inform fans through several online platforms, including Twitter (@astros and @losastros), Instagram (@astros-baseball), Facebook (Facebook.com/Astros) and Astros.com. In 2024, fans will enjoy behind-the-scenes access to Astros players and coaches, community events, exclusive fan giveaways and increased fan engagement. We encourage open conversation with our fans and look forward to a social 202season!

ASTROS FRONT OFFICE
ASTROS COACHING STAFF
HOUSTON ASTROS
SCOUTING & PLAYER DEVELOPMENT
2024 SEASON IN REVIEW
2024 OPPONENTS
HISTORY & RECORDS
SPRING TRAINING
MEDIA INFORMATION
MINUTE MAID PARK



MAJOR LEAGUE BASEBALL DRESS GUIDELINES

Major League Baseball requests members of the media covering our games to dress in an appropriate and professional manner that reflects their respect for their colleagues, the teams and the players they are covering. Clubhouses, dugouts, press boxes, interview rooms and the playing field are working areas, and MLB expects members of the media to adhere to a business casual dress code. In that regard, media members are requested to adhere to following dress guidelines:

- Flip-flops are not permitted in clubhouses
- Jeans should be clean, neat and presentable (e.g., Ripped jeans should be avoided)
- T-shirts bearing offensive, disrespectful or inappropriate messages are not permitted
- Clothing bearing MLB club logos should not be worn in press areas
- Clothing should be appropriate for a business casual work environment. The following are some non-exclusive examples of apparel that should be avoided:
 - » Sheer or see-through clothing
 - » Excessively short skirts, dresses or shorts (e.g., Cut more than 3-4 inches above the knee)
 - » Tank tops, muscle shirts, one-shouldered or strapless shirts
 - » Clothing exposing bare midriffs or visible undergarments

We ask all members of the media to respect these guidelines. MLB will consider appropriate actions in those cases in which the guidelines are violated.

Major League Baseball Online Audio, Photography and Video Rules

The following are rules established by Major League Baseball regarding the usage of audio, photos and video online during the regular season by non-rightsholders.

- 1) Any media member credentialed to cover a Major League game must notify and receive permission from the host club or Major League Baseball that he/she intends to post audio or video content online.
- 2) The gathering of audio and video content in clubhouses pre-game and post-game is subject to the host club rules regarding electronic media access.
- 3) The manager's pre-game media availability may not be carried live and audio and video postings may be no longer than 120 seconds.
- 4) One-on-one interviews that are posted online with players, team personnel and baseball officials must be pre-arranged, can be posted for a maximum of 72 hours, must be no longer than 120 seconds long and cannot include any game highlights.
- 5) Any video captured within the ballpark, excluding press conferences, must be limited to 120 seconds and cannot be carried live.
- 6) No live or taped audio or video is permitted to be captured by any entities other than rightsholders from 45 minutes prior to game time until the game has concluded.
- 7) The post-game manager's press conference may be captured via video and audio and posted online but may not be carried live. This specific content may be archived for 72 hours.
- 8) Entities credentialed for photography may transmit on-line or display up to seven still pictures or photographs of any Game during its progress; provided, however, that under no circumstances may Bearer display any more than seven still pictures or photographs of any Game during its progress regardless of whether Bearer obtained such pictures or photographs at the Game.

ASTROS
FRONT OFFICE

ASTROS
COACHING STAFF

HOUSTON
ASTROS

SCOUTING & PLAYER
DEVELOPMENT

2023 SEASON
IN REVIEW

2024
OPPONENTS

HISTORY &
RECORDS

SPRING
TRAINING

MEDIA
INFORMATION

MINUTE MAID
PARK

THE ASTROS TELEVISION BROADCAST TEAM



TODD KALAS

TELEVISION PLAY-BY-PLAY BROADCASTER

- The 2023 season marks Todd Kalas' 32nd year as an MLB broadcaster and eighth as the Astros play-by-play voice on television. The Astros have advanced to the ALCS or further in each of Todd's first seven seasons with the club.
- Kalas has won four Lone Star Emmys in the last four seasons for his work on Astros telecasts.
- Todd is the son of Hall of Famer and former Astros broadcaster Harry Kalas.
- Prior to joining the Astros in 2017, Todd spent the previous 19 seasons (1998-2016) as part of the Tampa Bay Rays TV broadcast team. While his primary duties for the Rays were as pre- and postgame host and in-game reporter, Todd also handled play-by-play duties for hundreds of Rays games on both television and radio during his time there.
- Known for his distinctive voice and personality, Todd grew to be a popular figure with Rays fans as a result of his work on the broadcasts and was a three-time Suncoast Emmy award winner. Prior to joining the Rays, Todd worked with the New York Mets radio (1992-93) and Philadelphia Phillies television (1994-96) broadcast teams.
- A native Houstonian, Todd was born at St. Luke's Episcopal Hospital in Houston while his father, Harry, served as an Astros broadcaster from 1965-70. Harry would later call Phillies games from 1971-2009 en route to a Hall of Fame career. When the Phillies and Rays met in the 2008 World Series, Todd and his father called an inning together on radio during Game One of the Fall Classic.
- Todd graduated with a degree in broadcast journalism from Syracuse University, and began his baseball career with the Louisville Redbirds in 1991.
- In past years, Todd has called college football, basketball and baseball games and has been a studio host for NHL and NBA teams.
- Todd and his wife, Michele, reside in Houston.



GEOFF BLUM

TELEVISION COLOR BROADCASTER

- Geoff Blum returns for his 12th season with the Astros TV broadcast team in 2023, which will be his ninth as the everyday color analyst for Astros telecasts. Geoff, who retired after 14 Major League seasons as an infielder (1999-2012), made the transition from the playing field to the broadcast booth in 2013.
- Geoff has won three Lone Star Emmys for his work on Astros broadcasts.
- During his playing career, Geoff had two stints with the Astros, totaling five seasons in Houston (2002-03, 2008-10). Over the course of his tenure with the Astros, Geoff hit .259 with 228 RBI, 46 homers, 77 doubles and a .711 OPS.
- A switch-hitter, Geoff was known as one of the top pinch-hitters and utility players in baseball, appearing at all four infield positions in nine straight years (2000-08). He appeared in the postseason three times in his career (2005-06, 2011).
- Geoff was originally drafted by the Montreal Expos in the 1994 June Draft. Prior to his professional career, Geoff was a standout at the University of California, Berkeley. He also played a season in the Cape Cod League.
- Geoff and his wife, Kory, have four daughters: Mia Lea and triplets Ava, Audrey and Kayla.



JULIA MORALES

TELEVISION SIDELINE REPORTER

- Julia Morales returns for her 12th season as the Astros TV sideline reporter. As a reporter and anchor for Space City Home Network, Julia serves as the primary in-game reporter on Houston Astros telecasts. She has four Lone Star Emmys for her work covering the Astros.
- Before moving to Houston, Julia worked as a sports reporter for Time Warner Cable News, formerly YNN in Austin, covering a wide range of events, including the Super Bowl, NBA Finals, World Series, and the College Baseball WS.
- Prior to joining the Time Warner Cable sports crew, Julia was the weekend sports anchor/reporter for KYTX-TV in Tyler, TX. Julia began her television career at KTEN-TV in Denison, Texas.
- A native of Crandall, TX, Julia spent two years as a "World Famous Kilgore College Rangerette" before graduating from UT Austin, where she was a member of Texas Pom for the Longhorns' 2005 National Championship season.
- Julia and husband Matt had their first baby in 2020 with the birth of daughter Valerie Rose.
- Julia is extremely passionate about animals and serves on the Advisory Board for Houston Pets Alive!, a no-kill animal rescue.

THE ASTROS RADIO BROADCAST TEAM

**ROBERT FORD**

RADIO PLAY-BY-PLAY BROADCASTER

- Robert Ford was named to the Astros radio broadcast team to work alongside Steve Sparks as the play-by-play commentator on Feb. 13, 2013. He enters his 12th season as the radio voice of the Astros. In their 11 seasons, the duo of Robert and Steve have called eight postseasons, including seven ALCS and four World Series. The 103 postseason games that they have called in that span are the most in the Majors.
- During the 2022 offseason, Robert was named the 2022 Texas Sportscaster of the Year.
- Prior to joining the Astros, Robert had served as the radio pre- and postgame host for Kansas City Royals games on 610 AM KCSP, the Royals flagship station, since 2009.
- Robert has seven years of experience broadcasting minor league baseball, having called more than 800 games during stints with the Binghamton Mets, Kalamazoo Kings and Yakima Bears. In that span, Robert was twice named Frontier League Broadcaster of the Year (2003 and 2004). He also has extensive play-by-play experience in college basketball, including calling games for ESPN in recent years.
- Robert is a 2001 graduate of Syracuse University, where he earned a bachelor's degree in broadcast journalism.
- Robert has twice been a finalist for the Esurance MLB Award for "Best Call, TV/Radio," including in 2017 for his call of Alex Bregman's walk-off RBI single in Game 5 of the World Series.
- Robert lives in Houston and has a daughter, Elena.

**STEVE SPARKS**

RADIO BROADCASTER

- Steve Sparks was named to the Astros radio broadcast team to work alongside Robert Ford as the color commentator on Feb. 13, 2013. He enters his 12th season on the Astros radio broadcast.
- Since 2015, Steve and partner Robert have called seven ALCS' and four World Series. The 103 postseason games that they have called in that span are the most in the Majors.
- A knuckleballer in his playing days, Steve pitched in the Major Leagues in parts of nine seasons (1995-2004) for the Brewers, Angels, Tigers, A's and Diamondbacks. His best season was in 2001 while with Detroit when he went 14-9 in 35 appearances (33 starts) with a 3.65 ERA while leading the Majors in complete games with eight. He also tallied a career high in innings pitched (232.0) that season.
- Steve attended Sam Houston State University, where he helped lead the Bearkats to back-to-back Gulf Star Conference baseball titles and an NCAA Division II Regional playoff appearance in 1986 and again in the school's first year at the Division I level in 1987. On Nov. 3, 2017, Steve was inducted into the Sam Houston Letterman's Association Hall of Honor.

**MATT BOLTZ**

RADIO BROADCAST ENGINEER

- Matt Boltz enters his 10th season with the Houston Astros and his 24th overall in Major League Baseball.
- Matt is the Radio Broadcast Engineer & Producer for the Astros Radio Network. He generates, maintains and produces all live audio for the entire Spring Training, regular season & postseason schedule.
- In the 2020 pandemic season, Matt started an entertaining Astros podcast, that featured current and former players as guests, with Astros broadcasters serving as hosts.
- Matt also orchestrates all broadcast material, live commercial inventory, promotions and live interviews with the broadcasters, the front office, the radio flagship and the entire radio network.
- His offseason duties include editing and archiving all recorded sound, managing and servicing technical elements and assisting with network affiliate relations. Matt also engineers and produces Astroline, which has been on the air since 1988.
- Prior to joining the Astros, Matt served as the Radio Producer Engineer for the Chicago Cubs Radio Network from 2001-2014. During that time, he also engineered game broadcasts for WGN Chicago and Northwestern Wildcats basketball and football programs.
- Matt resides in Pearland, Texas, with his wife, Melissa, and their two children: Emma Lucille and Theodore Matthew.

ASTROS
FRONT OFFICEASTROS
COACHING STAFFHOUSTON
ASTROSSCOUTING & PLAYER
DEVELOPMENT2023 SEASON
IN REVIEW2024
OPPONENTSHISTORY &
RECORDSSPRING
TRAININGMEDIA
INFORMATIONMINUTE MAID
PARK



FRANCISCO ROMERO

SPANISH RADIO BROADCASTER

- Francisco Romero enters his 17th season of play-by-play on the Astros Spanish radio network and has called over 2,000 games in his career, including seven no-hitters and a perfect game.
- Francisco and partner Alex Treviño are one of the longest-tenured broadcast duos in the Majors. The two have been a team since 2008, and have called 103 postseason games since 2015, which is the most in baseball in that span.
- Prior to coming to Houston, he spent five seasons broadcasting Milwaukee Brewers games in Spanish on Telemundo Wisconsin. His MLB broadcasting experience also includes selected Minnesota Twins games over five seasons (2003-08).
- His Major League broadcast debut was for the Arizona Diamondbacks on Telemundo Arizona in 1999, and he spent two years on Diamondbacks broadcasts from 1999-2000.
- Other Major League broadcasting experience includes select games on Spanish Radio with the Cincinnati Reds in 2005. Francisco also spent four seasons as the play-by-play broadcaster and pre and postgame show producer on Spanish radio broadcasts for the Triple A Tucson Sidewinders of the Pacific Coast League.
- Additional sports broadcasting experience includes both football and basketball for the University of Arizona Spanish Radio Network (1999-2021), as well as three seasons on the Arizona Cardinals radio halftime report.
- Francisco and Alex also currently produce a series of webisodes for the Astros Spanish social media channels (Contacto con Los Astros).
- Francisco has been part of three Spanish broadcast effort debuts (Brewers, Reds and Royals) and is the only Spanish broadcaster to have broadcast games for six different MLB teams (D-backs, Brewers, Twins, Reds, Royals and Astros).
- In addition to broadcasting baseball games, Francisco was the English as a Second Language instructor for the Arizona Diamondbacks and the Chicago White Sox (extended Spring Training) players from 1998 - 2001.
- A graduate of the University of Arizona, Francisco spent 10 years as the sports anchor for the Telemundo affiliate in Tucson, Arizona, as well as one year as general assignment reporter.
- As a sports anchor/reporter for Telemundo, Francisco has covered some of the most important sports events in the world, such as: MLB World Series and All-Star Games, the Super Bowl, NBA Finals, Road to the World Cup, NCAA Basketball Tournaments, NCAA Softball Tournaments, NCAA Baseball Tournaments, NASCAR and Championship Boxing.
- In 2005, Francisco was inducted into his High School Media Hall of Fame, Pueblo High School in Tucson, Ariz. Francisco was also elected to the Pueblo High School Warrior Foundation Hall of Fame Class in 2017.
- He earned a 2004 Emmy Award from the Rocky Mountain Chapter in the sports reporting category; that same year he also earned the Communicators Award for sports reporting. In 2003, the Arizona Daily Star named him as one of the Top 100 Sports Figures of Southern Arizona.
- In 2014, the Association of Sports Broadcasters of Nicaragua invited Francisco to speak on MLB broadcasting.
- Francisco was ranked No. 3 in the Top 100 Sports Figures of Southern Arizona by the Arizona Daily Star, behind former Astros pitching coach Brent Strom and former Astros bullpen coach Craig Bjornson in 2017.
- Francisco resides in Houston, Texas with his wife Larissa, daughter Isabella and son Frankie.



ALEX TREVIÑO

SPANISH RADIO BROADCASTER

- Alex Treviño returns for his 29th season as color analyst on the Astros Spanish radio network. He and partner Francisco Romero have been a team since 2008, making them one of the longest-tenured teams in baseball. The two have called 103 postseason games since 2017, which is the most in the Majors in that span.
- Alex joined the Astros broadcast booth in 1996 and has called more than 3,000 Astros games, 13 postseason appearances and four World Series (2005, 2017, 2019, 2021 and 2022).
- Alex's 28 seasons in the broadcast booth are the most in franchise history by a Spanish broadcaster, besting Orlando Sanchez Diago's record of 21 years.
- A native of Monterrey, Mexico, Alex spent 13 seasons playing in the Majors, primarily as a catcher, including the 1988-90 seasons with the Astros. He also spent time with the Mets, Reds, Braves, Giants and Dodgers. While with the Mets in 1980, he threw out 44% (47 of 106) of attempted basestealers, which was tops in the NL. Later in his career, while with the Dodgers on June 13, 1986 vs. the Padres in San Diego, he was part of history when he and pitcher Fernando Valenzuela formed the first Mexican-born battery in Major League history.
- Alex' older brother, Bobby Treviño, played in the Major Leagues as an outfielder for the Angels.
- Alex hit a career-high .290 while serving as Houston's backup catcher in 1989 and hit .364 (32x88) in 25 starts.
- He played in 939 Major League games and had a .249 lifetime average.
- In September 2014, Alex was inducted into the Houston Baseball Media Wall of Honor for his significant and lasting contributions to the landscape of Houston baseball through his work in broadcasting.

ASTROS COMMUNICATIONS STAFF



STEVE GRANDE

DIRECTOR, COMMUNICATIONS

- Steve Grande (@AstrosGrande) is in his 17th season (2008-24) as a full-time member of the Houston Astros Communications staff, his second full season as Director of Communications.
- In addition to his day-to-day media relations and communications duties, Grande is responsible for coordinating front office, manager, coach, and player interview requests, producing the Astros media guide, overseeing the production of the department's baseball information, reviewing all season credential requests and is the media and scheduling coordinator for the Houston College Classic and the Houston Winter Invitational.
- Grande travels on the majority of the club's road trips and has traveled on select road trips in each of his 16 full-time seasons. He has worked 16 Spring Trainings, 19 playoff series (2023 ALDS and 2023 ALCS; 2022 ALDS, 2022 ALCS and 2022 WS; 2021 ALDS, 2021 ALCS, 2021 WS; 2020 NLDS; 2019 ALDS, 2019 ALCS, and 2019 WS; 2018 ALDS and 2018 ALCS; 2017 ALDS, 2017 ALCS and 2017 WS; 2015 ALDS; 2010 NLCS) and the 2015 AL Wild Card Game, as well as the 2017 and 2018 Major League Baseball All-Star Game. Additionally, he helped plan and coordinate the media aspects of MLB's 2012 and 2013 Urban Invitational in Houston.
- Prior to joining the Astros full-time in 2008, Grande split his 2007 season interning in the Media Relations departments for the then Florida Marlins and the Astros.
- Grande also has experience outside the sports industry while working at two different public relations entities, both based out of Austin, Texas. In 2006, Grande got his professional start as an intern with BookPros Publishing Company in their publicity department. He moved on to intern for the public relations agency GCI Read-Poland in their public affairs department before pursuing a career in sports.
- Grande received his bachelor's degree in public relations with a minor in business from Texas State University-San Marcos in May of 2006. A native Houstonian, Grande graduated from Klein Oak High School in Spring, TX. He resides in Tomball with his wife, Ginny, and their three sons.



RACHEL CATON

MANAGER, BUSINESS COMMUNICATIONS

- Rachel Caton enters her third full season as a member of the Houston Astros Communications staff after joining the team in July 2021.
- Caton is responsible for the organization's business PR and communications, as well as internal and external publications, including the monthly Game Day Magazine. She will also assist in day-to-day media relations and be the main contact for any community or special event.
- Prior to joining the Astros, Caton spent 12 seasons working in college athletics and came to the Astros after a year as the Director of Football Communications at Army West Point, where she handled the day-to-day football PR and social media for the Black Knights, along with overseeing the communications team covering 30 sports.
- Caton has a strong baseball background, spending nine seasons as a Division I baseball communications contact at Baylor University, Army West Point, Pepperdine University and the University of Southern California.
- Caton also assisted with football media relations at Baylor University as a secondary contact for two seasons and a tertiary contact at Boise State for one season.
- Caton's career started as a student-intern in the communications offices at the University of Washington and the University of Southern California. She was a two-season communications fellow for the Pac-12 Conference office and she also completed an internship with the Los Angeles Dodgers in community affairs, along with a high school internship for the single-A Rancho Cucamonga Quakes.
- Caton is a two-time graduate of the University of Southern California, with a bachelor's in communications, a minor in news, media and society and a master's in communication management.

ASTROS
FRONT OFFICEASTROS
COACHING STAFFHOUSTON
ASTROSSCOUTING & PLAYER
DEVELOPMENT2023 SEASON
IN REVIEW2024
OPPONENTSHISTORY &
RECORDSSPRING
TRAININGMEDIA
INFORMATIONMINUTE MAID
PARK

ASTROS COMMUNICATIONS STAFF



MESHACH SULLIVAN

SENIOR COORDINATOR, COMMUNICATIONS

- Meshach Sullivan is in his sixth season as a full-time member of the Houston Astros Communications staff.
- In addition to contributing to the day-to-day media relations responsibilities, Sullivan oversees media credentials, prepares the press box for every home game, writes content for the Astros media guide and contributes to the Astros Gameday Magazine.
- Sullivan first joined the Astros Communications department as a summer intern in 2018.
- Before joining the Astros organization full-time, Sullivan was a full-time High School Sports Reporter for The Beaumont Enterprise. Sullivan received his bachelor's degree in broadcast journalism from Texas Southern University in May of 2017.
- While at TSU, Sullivan was an intern at The Houston Forward Times and received a scholarship from the National Newspaper Publishers Association (Black Press of America). After graduating from TSU, Sullivan became a freelance sports reporter for the Houston Chronicle and The Galveston Daily News.
- A native of La Marque, Texas, Sullivan graduated from Dickinson High School in Dickinson, TX.



RYAN POSNER

COORDINATOR, COMMUNICATIONS

- Ryan Posner enters his second full season as a member of the Houston Astros Communications staff, joining full-time in March 2023.
- Posner spent the previous five baseball seasons as the media relations manager for the Sugar Land Space Cowboys and then-Sugar Land Skeeters. He handled all baseball, business and special-event communications for the franchise, which was a member of the independent Atlantic League of Professional Baseball prior to becoming the Triple A affiliate of the Houston Astros in 2021. He also assisted with Space Cowboys social media, predominantly in live-game coverage, and other various marketing initiatives.
- Posner graduated from San Diego State University with a bachelor's degree in journalism and a minor in marketing. While at San Diego State, he worked for the independent student-run newspaper, "The Daily Aztec," covering the men's basketball and baseball teams, and serving as the sports editor his senior year.
- Posner is a native of Poway, CA., and graduated from Mt. Carmel High School in San Diego, CA.

ASTROS ON-FIELD STAFF



Alex Herko
Director of
Content



Evan Triplett
Team
Photographer



Rankin White
Team
Photographer



Michael Eng
Content
Producer



Zach Woolley
Content
Producer



Jenloy Herrera
Spanish
Translator

2024 SEASON

MINUTE MAID PARK



HOUSTON★ASTROS.

RELENTLESS

The 2023 season marks the 24th year of baseball at Minute Maid Park. The venue has hosted numerous special events, including the 2004 All-Star Game and Home Run Derby, the World Series (2005, 2017, 2019), the 2014 Civil Rights Game, Super Bowl LI Opening Night, major concert events, weddings, graduations, galas, and COVID-19 vaccine drives.

The year 2000 saw something the grand old game of baseball had not experienced since 1964 — a Major League team in Houston playing on natural grass outdoors. While clear skies and real grass were welcome additions for fans, the Bayou City hardball-faithful also enjoyed another first, Minute Maid Park's 242 foot-tall retractable roof. More than 3 million fans embraced the new ballpark in its inaugural season. Since then, the club has welcomed more than 55 million visitors during the facility's 22-season tenure.

Minute Maid Park has become a welcome home for the Houston Astros and has ushered in a new era of Major League sports in the city. With the downtown ballpark, Houston continues to stand on the forefront of modern stadium construction that began with the club's previous home — the Astrodome. The park's retractable roof brought open-air baseball to Houston for the first time in 35 years, and the natural grass field and classic architecture provided the opportunity of capturing the same atmosphere from the great ballparks of baseball's golden age.

Approval of the ballpark, however, was not limited to the applause of the fans. Less than one calendar year after its opening, Minute Maid Park had already been recognized on local, state and national levels with several awards. The following are the first three major awards with which the new home of the Astros were honored:

- **Greater Houston Preservation Alliance, 2000 Good Brick Award.** The President's Award was presented to former owner Drayton McLane, the Astros and the Harris County-Houston Sports Authority for the renovation of the 1911 Union Station building. The Good Brick Awards are presented annually in recognition of leadership and excellence in historic preservation.
- **Most Outstanding Civil Engineering Project.** This honor came from the Texas Section of the American Society of Civil Engineers (ASCE), a professional organization that represents the vast majority of civil engineers.
- **National Honor Award for Engineering Excellence.** This national recognition for engineering excellence came from the American Consulting Engineers Council (ACEC). This honor stamped Minute Maid Park as one of the top 24 engineering projects among all buildings and civil works projects nationally.
- **National Center for Spectator Sports Safety and Security, 2023 Facility of Merit Award.** This award recognizes a sports facility that has demonstrated an innovative approach to enhancing safety and security beyond their normal operations, or addressed a significant safety/security concern. The award is selected by each respective sports league, association, or advisory committee, and presented at the annual National Sports Safety and Security Conference & Exhibition.

LOCATION: Minute Maid Park is located at 501 Crawford Street on the northeast end of downtown Houston. Situated near the George R. Brown Convention Center, Discovery Green and BBVA Compass Stadium, the ballpark is located one block west of U.S. 59 and is bound by Congress Avenue on the north, Texas Avenue on the south, Crawford Street on the west and Hamilton Street on the east.

HISTORY: The idea for a public-private financing drive for a downtown Houston ballpark was conceived in 1996. Fourteen leading Houston companies joined together to form the Houston Sports Facility Partnership. The Partnership agreed to provide a \$35 million interest-free loan with no repayment due until 10 years of ballpark operation had passed. With the Partnership's initial commitment, the Harris County-Houston Sports Authority had the support it needed to present a ballpark proposal to the public in November 1996. Voters approved the \$250 million project.



ALL-STAR GAME: In 2004, Minute Maid Park played host to the 75th Major League Baseball All-Star Game. More than 350,000 people participated in All-Star Week activities, which included the Futures Game, the Legends/Celebrity Softball Game, and the Home Run Derby - all of which took place at Minute Maid Park - in addition to the John Hancock All-Star Fan Fest. The week culminated with the All-Star Game and a 9-4 American League win over the National League squad. Four Astros played for the National League squad, including the NL starting pitcher Roger Clemens, Carlos Beltran, Jeff Kent and Lance Berkman.

FIRST GAMES: The Houston Astros and New York Yankees played an exhibition game on March 30, 2000, with Houston winning 6-5. The Astros hosted the Philadelphia Phillies in the first official regular-season game on April 7, 2000, with Philadelphia winning 4-1.

ARCHITECT: The Architect of Minute Maid Park was HOK Sports Facilities Group, along with Construction Manager Brown & Root Services, a business unit of Halliburton Company.

THE NAME: On June 5, 2002, the Houston Astros and The Minute Maid Company announced that they had expanded their relationship to create a long-term marketing and community partnership. The multi-year partnership agreement included naming rights for the downtown ballpark, rechristening the field "Minute Maid Park."

The partnership agreement also stipulated the pouring rights for products of The Coca-Cola Company, ongoing advertising and marketing programs, and a commitment by Minute Maid to support youth baseball programs in the Houston area.

The Minute Maid Company is an operating unit of The Coca-Cola Company and the flagship of its worldwide fruit beverage business. The Minute Maid Company has been headquartered in Houston since 1967.

Houston's downtown ballpark was originally named Enron Field on April 7, 1999, and was renamed Astros Field on Feb. 27, 2002, by an agreement between the Houston Astros and Enron Corporation.

SIZE: The building dimensions cover 28.97 acres of gross square footage, a total of 1,263,240 square feet. The height is 93 feet to the last seating tread, equivalent to a nine-story building.

TRAIN: A replica of a 19th century locomotive (circa 1860) and linked coal tender is a fan favorite. The train provides an architectural icon which combines sight, sound and motion for a dynamic entertainment and celebration feature. It also provides a link to the past for Houston and the Union Station site. The train was designed by Uni-Systems and built by SMI & Hydraulics, which also provided the transporters for the retractable roof. Weighing close to 50,000 pounds, the train runs some 800 feet along the low roof track on the west side of the ballpark.

INAUGURAL GAME



NEW YORK YANKEES
VS. HOUSTON ASTROS
MARCH 30, 2000

	000	005	000	R	H	E
New York						
Houston	002	000	04x	6	9	1

HR: New York - O'Neill, Ledee

HR: Houston - Ward
Clemens, Erdos (6) and GRIMSLEY (7)
Gooden, Cabrera (6), Perez (7),
J. POWELL (8), Wagner (9, 5)

Time: 2:50 **Attendance:** 40,624

LINEUPS

Yankees

Knoblauch, 2b
Jeter, ss
O'Neill, rf
Williams, cf
Martinez, 1b
Spencer, lf
Posada, c
Brosius, 3b
Clemens, p

Astros

Biggio, 2b
Cedeno, cf
Bagwell, 1b
Caminiti, 3b
Alou, rf
Hidalgo, lf
Meluskey, c
Bogar, ss
Gooden, p

REGULAR SEASON OPENER



PHILADELPHIA PHILLIES
VS. HOUSTON ASTROS
APRIL 7, 2000

	000	000	220	R	H	E
Philadelphia				4	6	0
Houston	000	000	100	1	5	0

HR: Philadelphia - Rolen, Gant

HR: Houston - Hidalgo
WOLF, Gomes (8, 5)
DOTEL, Henry (7), J. Powell (9)

Time: 2:43 **Attendance:** 41,583

LINEUPS

Phillies

Glanville, cf
Gant, lf
Abreu, rf
Rolen, 3b
Brogna, 1b
Lieberthal, c
Morandini, 2b
Arias, ss
Wolf, p

Astros

Biggio, 2b
Cedeno, cf
Bagwell, 1b
Caminiti, 3b
Alou, rf
Hidalgo, lf
Eusebio, c
Bogar, ss
Dotel, p

ASTROS
FRONT OFFICE
ASTROS
COACHING STAFF
HOUSTON
ASTROS
SCOUTING & PLAYER
DEVELOPMENT
2024
SEASON
IN REVIEW
2024
OPPONENTS
HISTORY &
RECORDS
SPRING
TRAINING
MEDIA
INFORMATION
MINUTE MAID
PARK

UNION STATION: According to HOK's design platform, the most literal tie between Houston's past and its new ballpark is a physical line to Union Station. On March 2, 1911, Houston's second downtown Union Station, rebuilt at a cost of \$500,000, opened its doors for the first time. In the 104 years since, it has served as an epicenter of the city's population growth, been a catalyst for commercial evolution, and become an identifying landmark within the downtown skyline.



Houston was once described as "Where 17 Railroads Meet the Sea." An article in a 1913 issue of "The Rotarian" called Houston the "City of First Consideration" and "The Largest Manufacturing City in the Southwest." Union Station was at the center of it all, the hub of a strong industrial municipality that specialized in oil, rice, sugar and lumber. The historic landmark has also served as a shelter for hurricane refugees and has been visited by Presidents of the United States.

Trains with names such as Acadian, Argonaut, Katy Flyer, California Special, Lone Star, Orleanean and Pioneer made hundreds of stops at Union Station during its active period (1911-1974). Other trains with monikers such as Sam Houston Zephyr, Southerner, Sunset Limited, Sunshine Special, Texas Chief, Texas Eagle, Texas Rocket and Valley Eagle routinely picked up passengers there as well.

The first-floor Great Hall still includes much of Union Station's original architectural work. It currently serves as a general reception area for guests, functions as an event space, and houses the Astros Team Store. Each Astros fan who enters Minute Maid Park through Union Station retraces the steps of passengers who boarded trains in another era.

Today, the conference rooms and event spaces occupying the second and third floor of the renovated Union Station at Minute Maid Park (open 365 days a year) are named after some of the trains listed above. They are honored as both a tribute to hardworking rail personnel and in remembrance of Union Station's historic importance.

The Houston Astros executive offices occupy the fourth and fifth floors of the building. The sixth floor houses the Roof Deck and Club House at Union Station, where groups of up to 100 people can watch Astros baseball with scenic views of downtown Houston as a backdrop.


Though it sat vacant for a quarter century from 1974-1999, the former transit hub has re-taken its rightful place on the Houston skyline, now serving as the gateway to Astros baseball and remaining an important landmark in downtown Houston.

MINUTE MAID PARK FIRSTS

First Game:	April 7, 2000 vs. Philadelphia Phillies
Attendance:	41,583
Astros Starting Lineup:	2B Craig Biggio, CF Roger Cedeno, 1B Jeff Bagwell, 3B Ken Caminiti, RF Moises Alou, LF Richard Hidalgo, C Tony Eusebio, SS Tim Lincecum, P Octavio Dotel
First Pitch:	Dotel (called strike)
First Game Time And Temperature:	7:08 p.m. CDT, 79 degrees
First Batter:	Phillies CF Doug Glanville
Winning Pitcher:	Phillies LHP Randy Wolf
Losing Pitcher:	Dotel
First Save:	Phillies RHP Wayne Gomes
First Hit:	Glanville singled to right to lead off the game
First Astros Hit:	Biggio singled to Center to lead off the bottom of the 1st
First Run:	Phillies 3B Scott Rolen homered to left field to lead off the 7th
First Astros Run:	Hidalgo homered to center field in the 7th
First Single:	Glanville in the 1st
First Double:	Phillies 1B Rico Brogna in the 7th
First Triple:	Astros SS Tim Lincecum in the 2nd on April 8 vs. Philadelphia
First Home Run:	Rolen in the 7th
First Grand Home Run:	Hidalgo in the 7th
First Grand Slam:	Astros 3B Ken Caminiti off Brewers LHP Scott Karl on May 9
First Inside-the-park Home Run:	SS Adam Everett on Aug. 6, 2003 off New York Mets LHP Pedro Feliciano
First RBI:	Rolen in the 7th inning
First Putout:	Eusebio on a strikeout of Phillies LF Ron Gant
First Error:	Phillies C Tom Prince in the 5th inning trying to catch Biggio stealing second on April 8
First Stolen Base:	Glanville stole second after his leadoff single
First Caught Stealing:	Phillies RF Bobby Abreu in the 4th inning (Eusebio To Bogar) on April 9
First Strikeout:	Gant swinging in the 1st inning
First Walk:	Bagwell in the 1st inning
First Day Game:	Saturday, April 8, 2000 At 2:05 p.m. vs. Philadelphia
First Cycle:	Diamondbacks LF Luis Gonzalez on July 5
First Astros Cycle:	Bagwell, July 18, 2001 vs. St. Louis
First No-Hitter:	Mike Fiers, Aug. 21, 2015 vs. LAD

PLAYING FIELD: Featuring Platinum TE Paspalum grass, the playing surface covers 2.5 acres. The drainage and irrigation systems include 6,682 linear feet of perforated pipe and 4,406 linear feet of PVC pipe, respectively. A total of 51 irrigation heads help make the job for Head Groundskeeper Izzy Hinojosa and his staff much easier.

All grassed areas of the playing field are also constructed to USGA golf green construction specifications, allowing for excellent drainage and a growing media which is ideal for maintaining high-performance turfgrass.



SOUNDS: More than 400 speaker cabinets are scattered throughout the seating areas and almost 1,000 are found along the concourses. The speakers are distributed throughout the ballpark to have cabinets as close to the fans as possible.

THE ROOF: Architects from the HOK Sports Facilities Group recommended early on that a retractable roof would be appropriate for the Texas climate. Since building the first retractable-roof ballpark – the Skydome in 1989 – designers have crafted several kinds of retractable roofs. Some, for instance, open only over a small central section. The roof at Minute Maid Park, however, retracts completely off the ballpark to reveal the largest open area of any retractable roofed baseball stadium in existence today. A total of 50,000 square feet of glass in the west wall of the retractable roof gives fans a view of the Houston skyline, even when the roof is in the closed position.

Uni-Systems provided the technical expertise to design the best roof structure for Minute Maid Park. Mechanized roof panels open and close in 14-20 minutes. The roof moves back and forth an estimated 160 times a year, a distance of 14.6 miles. To cover the ballpark, steel panels roll in sequence along tracks on the east and west sides of the stadium. When the roof is open, the southern and northern panels, each of which measures 537 by 120 feet and weighs 1,905 metric tons, rest at the north end below the large middle section with its dimension of 589 by 242 feet and a weight of 3,810 metric tons. Designers determined the roof's shape – lower side panels flanking the high center panel – by tracking a batted baseball's hyperbolic flight path. Forged steel wheels, 140 in total, measuring 35 inches in diameter transport the three roof panels.

CONCESSIONS: Prior to the 2014 season the Astros and their exclusive food and beverage partner, Aramark, unveiled a \$1.8 million renovation to Minute Maid Park's main concourse, featuring eight new food and beverage concepts. As part of the transformation to enhance the dining experience, the Astros and Aramark completely overhauled the look and feel of the stands by re-branding each concept with a new name and menu, adding more vibrant signage and lighting, and introducing contemporary color schemes and decor. With the 2014 extension of the Astros and Aramark partnership, future enhancements will continue to incorporate fan feedback and market research into the development and design of new menu concepts and dining options throughout Minute Maid Park. In addition, they will explore new and unique ways to showcase Houston's cuisine and culinary talent, such as local top chefs Jimmy Coatsworth and Scott Strickland who have partnered with Aramark to bring their signature menu items to Minute Maid Park.

TECHNOLOGY: Following the 2010 season, the Houston Astros installed two new, high-definition video boards and a large ribbon board at Minute Maid Park in time for the start of the 2011 Major League Baseball season. The new primary video board is located in right field and measures 54 feet high and 124 feet wide (approximately 6,695 square feet), making it the third-largest board of its kind in the Major Leagues when installed. The Astros previous video board that had been in the ballpark since its inception in 2000 was 26 feet high and 45 feet wide. Additionally, the Astros have the largest video board in the Major Leagues featuring 1080i display format. A smaller video board, measuring 24 feet high by 40 feet wide, was installed in left field, and a ribbon board, stretching from foul pole to foul pole and more than 1,000 feet long, was also added. A speed pitch board and an old-fashioned, manually-operated scoreboard keep fans on top of the action in the ballpark and in every other big league venue. When it opened in 2000, Minute Maid Park was the first major sports facility to feature a closed-captioning board for the hearing impaired. Prior to the 2023 season, the video boards and ribbon boards in the stadium were replaced with new 4K Samsung LED boards. Ross Video now powers the control room and integration allowing the Astros to provide fans with award-winning special video features and effects created by Astros Productions.

RENOVATIONS: Prior to the 2017 season, the Astros made major renovations to the center field area. The center field area is now home to new concessions including fan-favorites Shake Shack and Pluckers, the Lexus Club, retail and more. Following the 2019 season, the Houston Astros renovated the suite level and created the Michelob Ultra Bar. In addition, a new club, Gallagher Club, was added down the left field line to hold up to 120 people.

ASTROS
FRONT OFFICEASTROS
COACHING STAFFHOUSTON
ASTROSSCOUTING & PLAYER
DEVELOPMENT2023 SEASON
IN REVIEW2024
OPPONENTSHISTORY &
RECORDSSPRING
TRAININGMEDIA
INFORMATIONMINUTE MAID
PARK

MINUTE MAID PARK BY THE NUMBERS

PLAYING FIELD DISTANCES

Left Field Line:	315 ft, 19-ft wall
Left Field Power Alley:	366 ft, 25-ft wall
Left Center Field:	399 ft, 10-ft wall
Center Field:	409 ft, 10-ft wall
Right Field Power Alley:	370 ft, 10-ft wall
Right Field Line:	326 ft, 7-ft wall

BALLPARK TIMELINE

Sept. 1996	Design work begins
Oct. 11, 1996	Conceptual design unveiled
Oct. 30, 1997	Groundbreaking
Oct. 31, 1998	30 percent completed
May 1, 1999	60 percent completed
Jan. 2000	90 percent completed
Feb. 15, 2000	Playing field placed
March 30, 2000	First exhibition home game
	vs. the New York Yankees
April 7, 2000	First regular-season home game
	vs. the Philadelphia Phillies
Oct. 7, 2001	First playoff home game
	vs. the Atlanta Braves
Jan. 2, 2011	Finished installation of HD video board
April 2016	Finished center field renovation

MMP SEATING

Total Seating:	41,592
Diamond Club:	343
Inspire Club:	178
Gallagher Club:	116
Lexus Field Club:	100
Field Boxes:	9,531
Dugout:	6,297
Crawford Boxes:	640
Bullen Boxes:	2,334
Center Field:	407
Club Level:	4,739
Mezzanine:	1,489
Suite Level:	1,753
Terrace Deck:	3,097
View Deck:	7,885
Outfield Deck:	2,683
Disabled Seating (all levels):	741 spaces
Home Plate to First Row Spectator:	49 feet
1st/3rd Baseline to Nearest Spectator:	43 feet
1st/3rd Base to First Row Spectator:	57 feet
Right/Left Field seats to Foul Line:	five feet

MINUTE MAID PARK CONSTRUCTION FACTS

Cost:	\$248.1 million
Design Architect:	HOK Sports Facilities Group
Construction Manager:	Brown & Root Services

BUILDING DIMENSIONS

Gross Square Footage:	28.97 acres (1,263,240 sq. feet)
Footprint:	12.25 acres (533,937 sq. feet)
Site:	38.51 acres (1,677,600 sq. feet)
Height (fixed):	93 feet to the last seating tread, equivalent to a nine-story building

FIELD

Playing Surface:	Platinum TE Paspalum
Size:	2.5 acres
Infield Foundation:	6 inches of clay top-dressed with a thin layer of calcined (fired to 1600 degrees) clay.
Drainage Pipe:	6,682 linear feet of perforated pipe (1.25 miles)
Irrigation Pipe:	4,406 linear feet PVC pipe (.83 miles)
Irrigation Heads:	33 sprinkler heads

MATERIALS

Concrete:	86,350 cubic yards
Rebar:	74,004 tons
Structural Steel:	10,060 tons
Brick:	80,500 cubic yards
Glass:	174,600 cubic yards of glass
Doors:	1,415
Railings:	42,250 feet or eight miles

MOVING ROOF FACTS

Horizontal Dimensions:	
Panels 1 and 3:	120 feet by 537 feet (64,430 square feet)
Panel 2:	242 feet by 589 feet (142,641 square feet)
Total Moving Roof Area:	271,500 square feet
Glass Area at West End:	
Panels 1 and 3:	120 feet by 92 feet high (11,040 square feet)
Panel 2:	242 feet wide by 115 feet high (27,830 square feet)
Total Moving Glass Area:	49,910 sq. feet (1.15 acres)
Height above Short Center Field:	204 feet
Height above Street Level:	242 feet
Truss Depth at Mid-Span:	40 feet
Approximate Weight of Steel:	10,000,000 pounds
Approximate Time to Close/Open:	12-20 minutes

FROM THE OUTSIDE

Enclosed on-site parking:	96 spaces
Reserved on-site parking:	2,040 spaces
Off-site parking:	25,179 within a half mile of the ballpark with street parking excluded
Entry Points:	10
Ticket Windows:	38

CONCOURSES

Miles around Main Concourse:	1/3 of a mile; you would have to circle the concourse 79 times to equal the length of the Houston Marathon.
Main Concourse Width:	45 feet
Upper Concourse Width:	34 feet
Honda Club Concourse Width:	22 feet

PUBLIC RESTROOMS

Total Men's:	29
Total Women's:	30
Total Family:	12
Men's Fixtures:	285
Women's Fixtures:	298
Fixture Ratios:	1 for every 70 women, 1 for every 74 men (assuming 50% male and 50% female spectators, and not including the family toilets.)

HONDA CLUB LEVEL LOUNGES

East Lounge:	22,250 square feet
South Lounge:	24,500 square feet
Total:	46,750 square feet

CONCESSIONS

Concession Stands:	41
Concession Stands (w/built-in stands and bars):	47
Team Retail Stores:	8
Retail Points of Sale:	57
Points of Sale:	311

VERTICAL TRANSPORTATION

Passenger Elevators:	11
Escalators:	13
Public Stairways:	10
Pedestrian Ramps:	1

BEHIND THE SCENES

Press Area:	7,500 square feet
Astros Clubhouse:	2,975 square feet
Visitors Clubhouse:	2,109 square feet
Truck Docks:	8



BOB FORD

ASTROS PUBLIC ADDRESS ANNOUNCER

- The 2024 season marks Bob's 31st as the Astros Public Address Announcer.
- Bob first joined the Astros in 1994 and has been with the organization ever since, announcing the final six seasons in the Astrodome as well as the MLB All-Star Game in 2004, the Astros World Series runs in 2005, 2019 and 2021 and the Astros World Series Championships in 2022 and 2017.
- He began his career as a PA announcer at Galveston's Pony-Colt Stadium at the age of 13 where he played shortstop and first base two nights a week and served as PA the other three nights.
- Bob started in radio at the age of 15 at Galveston's KGBC and KILE stations. He spent more than 20 years on the radio in the Houston market on KXYZ, KAUM, KSRR 97 Rock, KLOL Rock 101 and KZFX Z107 where he worked with longtime Houston DJ Crash Collins on the "Bob & Crash" morning show.
- He also served as the backup PA announcer for the Dallas Cowboys at Texas Stadium, and was the image voice for the Cowboy's Silverstar Network.
- Bob currently owns and operates Bob Ford Productions, Inc. and has been doing voice-overs for radio and TV since 1986. He voiced award-winning projects for PBS, Showtime, Encore and Cartoon Network as well as TV and radio stations coast to coast.
- Bob was inducted into the Texas Radio Hall of Fame in 2021.
- The 2024 season also marks Bob's 11th as the PA Voice of TDECU Stadium for University of Houston football.
- Bob is also the PA announcer for the Houston Roughnecks of the XFL.
- Bob is married to the late Pamela Terry from Humble, Texas. He has three sons: Chris (32), Charlie (30) and Colton (28).
- He is a fifth-generation Galvestonian, and still lives on the island.

MLB GUIDELINES FOR THE MOVEMENT OF RETRACTABLE ROOFS

The decision as to whether a game begins with the roof open or closed rests solely with the home club.

If the game begins with the roof open: it shall be closed only in the event of impending rain or other adverse weather conditions. The decision to close the roof shall be made by the home club, after consultation with the Umpire Crew Chief.

The Umpire Crew Chief shall notify the visiting club, which may challenge the opening of the roof if it feels that a competitive imbalance will arise. In such an event, the Umpire Crew Chief shall make a final decision based on the merits of the challenge.

Once the roof is closed during a game, it shall not be re-opened.

If the game begins with the roof closed: it may be opened when, in the opinion of the home club, the climatic environment has reached a level where fan comfort and enjoyment will be best served by opening the roof to the natural atmospheric conditions. Notwithstanding the foregoing, the following guidelines should be applied to opening the roof during a game.

- The roof may only open once during a game.
- The Umpire Crew Chief will be notified at the commencement of the inning that the roof will be opened at the inning's conclusion.
- The Umpire Crew Chief shall notify the visiting club, which may challenge the opening of the roof if it feels that a competitive imbalance will arise. In such an event, the Umpire Crew Chief shall make a final decision based on the merits of the challenge.
- The opening of the roof shall only commence between innings.

Architect:	HOK Sports Facilities Group
Contractors:	Brown & Root Construction Barton Marlow Empire Construction
Interior Design:	JKL International
Roof transport system:	Uni-Systems
Structural Steel:	Hirschfeld Steel Company
Scoreboard/Video Board:	Daktronics
Electrical:	Fisk Electric Company
Concrete:	Hensel Phelps Construction
Grass:	Milberger Turf Sales
Exterior glass:	Standard Glass & Mirror
Union Station:	The Trevino Group
Mechanical:	Wav Engineering Company

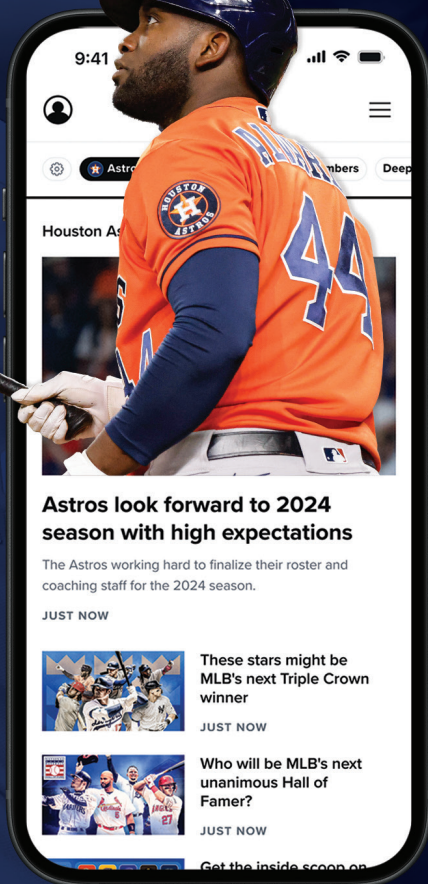
A VENUE FOR ANY EVENT



FIRST LEVEL

SECOND LEVEL

THIRD LEVEL



Official App of the **HOUSTON ASTROS**

Get access to everything Astros everywhere you go. MLB is the #1 app for live Astros baseball. Delivering live audio broadcasts with your favorite announcers, customizable favorite team features, breaking news, video highlights and much more.



**TRY IT
NO MATTER
HOW YOU SAY IT**



/ Ah-gwahs frehs-kahs /