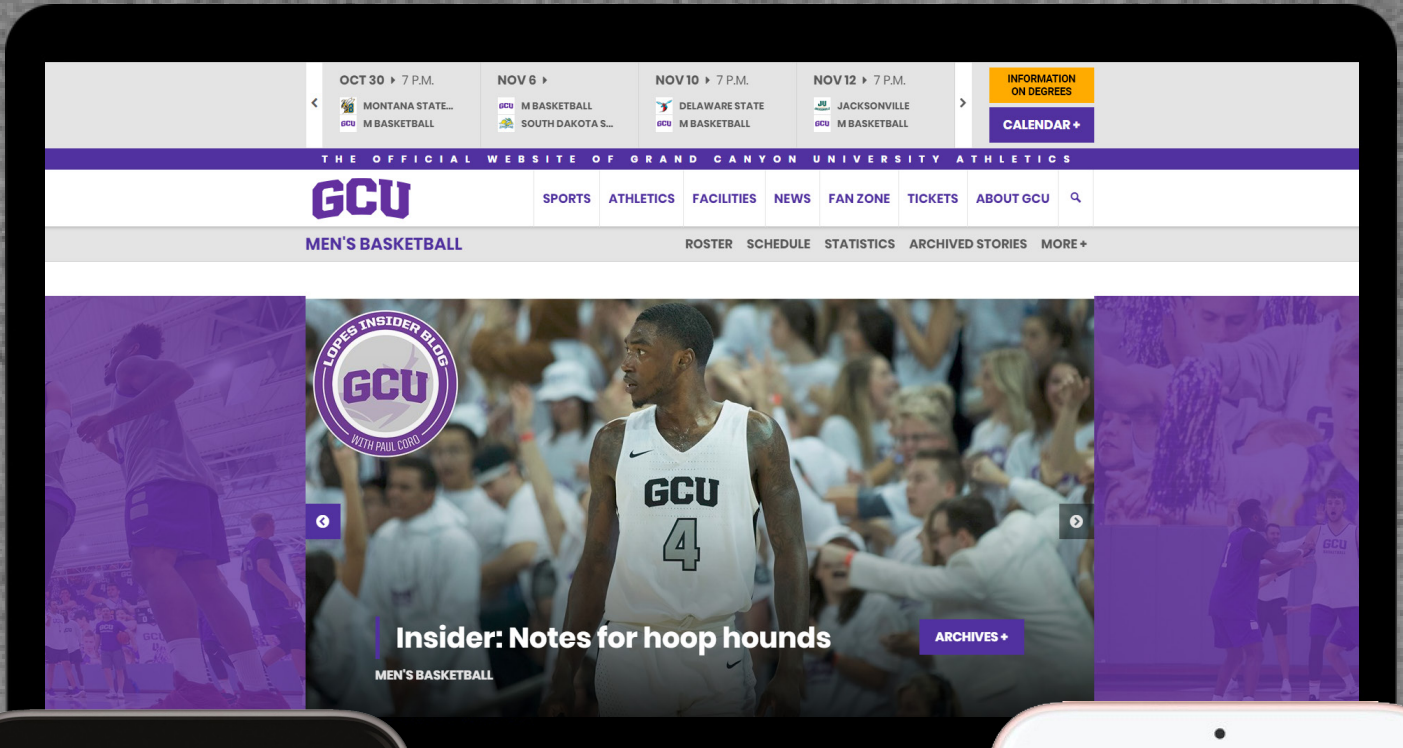




GCU

MEN'S BASKETBALL 2018-19 MEDIA GUIDE

GET SOCIAL.



GCULOPES.com

@GCU_MBB

TABLE OF CONTENTS

2018-19 OUTLOOK

Quick Facts	6
Opponent Capsules	8
Schedule	13
Season Preview	14

2017-18 IN REVIEW

Season Review	18
All-Conference Selections	19
Team Statistics	20
Game-by-Game	23
Leaders	27
Season Records	26
Game Capsules	28

MEET THE LOPES

Roster	38
Broadcast Roster	39
Coaching Staff	40
Player Bios	46

THIS IS GCU

GCU Arena	64
Practice Facility	66
Jerry Colangelo	68
Havocs	70
Nike Partnership	72
GCU 10 in 2 Initiative	74
About the University	76
Brand Standards	78

HISTORY & RECORDS

Year-by-Year	80
Record vs. Opponent	82
Individual Honors	85
All-Time Roster	86
Lopes in the Pros	88
Records	90

13

2018-19
SCHEDULE

28

2017-18 GAME
CAPSULES

38

2018-19
ROSTER

39

MEET THE
LOPES

66

BASKETBALL
FACILITIES

90

RECORD
BOOK



CREDITS

The 2018-19 Grand Canyon University Men's Basketball Media Guide was produced by the GCU Athletic Communications office with a special thanks to previous record keepers.

PHOTOGRAPHY CREDITS

David Kadlubowski, Slaven Gujic, Travis Neely, Michael Rincon, Darryl Webb



PHOENIX, ARIZONA



OUTLOOK

REVIEW

MEET THE LOPES

THIS IS GCU

HISTORY

3

MEDIA INFORMATION

TO THE MEDIA

The Grand Canyon Athletics Department is served by a communications office staff that works diligently to promote the individual and team accomplishments of student-athletes, coaches and staff. The office members handle all sport and department communications and media relations needs, and are happy to serve the working media in any way possible. Our staff will fulfill all reasonable requests.

Men's Basketball Contact:

Charles Hampton, charles.hampton@gcu.edu

Physical Address:

3300 West Camelback Road, Phoenix, AZ 85017

Arena Location:

33rd Ave. & Camelback Rd.

Parking:

Available in 33rd Ave. garage
Enter at Camelback Rd. and 33rd Ave., follow gate attendant instructions.

CREDENTIALS

All members of the office follow the guidelines set forth by the NCAA and the Western Athletic Conference (WAC) in governing the issuance of credentials. All credential requests should be submitted to the sport contacts.

INTERVIEW REQUESTS

When making interview requests through the communications office, please allow at least 24 hours notice. If the time requested with a student-athlete or coach is longer than normal (for interview, photography or videography purposes), more advance notice will help ensure that your request will be handled efficiently.

All interviews with student-athletes will take place at designated times around practice schedules, or during scheduled press conferences. Out-of-town media wishing to interview GCU student-athletes should also contact the communications office with their requests. Home and cell phone numbers for players will not be provided and players are instructed not to accept calls from media without prior notice from the communications office. Please do not contact a player or coach without scheduling the interview through the communications office.

E-MAIL

Releases, game notes and advisories are e-mailed to media that cover GCU on a regular basis. Media wishing to be added to the e-mail list for a particular sport should contact the communications representative responsible for that sport.

ONLINE

Updated bios, notes, rosters, schedules, statistics, quotes, etc., will be available throughout the season for every sport on GCU Lopes.com. Specific information not readily available on the website may be available through the communications office. Please contact the sport representative with your request.

INJURY INFORMATION

Grand Canyon University athletics will abide by HIPAA - a federal privacy act with regard to the release of injury information. GCU athletes will be required to sign a waiver before their injury information is released to the media. If the athlete chooses to withhold that information, GCU officials will be restricted to informing the media members of their playing status only.

HOME GAME MEDIA SERVICES

- Pregame notes packets
- Pregame starters and post-game statistics
- A running play-by-play
- Game programs (upon request)
- Statistical monitors are provided to TV and radio broadcasts based on availability. The media is encouraged to follow live statistics online through StatBroadcast (www.gcustats.com).





2018-19 LOOK

1

UNIVERSITY INFORMATION

School	Grand Canyon University
Location	Phoenix, Ariz.
Founded	1949
Enrollment	20,500
President	Brian Mueller
Vice President of Athletics	Mike Vaught
Faculty Representative	Claude Pensis
Affiliation	NCAA Division I
Nickname	Lopes
Mascot	Thunder
Colors	Purple, Black & White
Conference	Western Athletic Conference (WAC)
Athletics Website:	www.GCULopes.com
Official Athletics Twitter	@GCU_Lopes
GCU Men's Basketball Twitter / Instagram	@GCU_MBB

GRAND CANYON UNIVERSITY ARENA

Opened	Sept. 1, 2011
Capacity	7,000
Grand Canyon Record at GCU Arena	100-21 (.826)

COACHING STAFF

Head Coach	Dan Majerle (6th season)
Alama Mater	Central Michigan
Grand Canyon Record	103-58 (.640)
WAC Record	49-23 (.659)
Overall Record	103-58 (.640)
Assistant Coach	Louis Wilson (William Jewell)
Assistant Coach	Chris Crevelone (Adams State)
Assistant Coach	T.J. Benson (Weber State)
Director of Basketball Operations	Jesse Parker (Utah State)
Special Assistant to the Head Coach	Johnny Hill (UT Arlington)
Graduate Assistant	Dylan Hidalgo (Kansas Wesleyan)
Video Coordinator	Matt Lopez
Basketball Office Phone	602-639-6845

2017-18 IN REVIEW

Overall Record	22-12 (.647)
WAC Record	9-5 (.643)
WAC Finish	3rd place
Home	16-3 (.842)
Away	3-7 (.300)
Neutral	3-2 (.600)

PROGRAM HISTORY

First Year of Basketball at GCU	1949-50
All-Time Record	1,163-726 (.616)
All-Time Division I Record	103-58 (.640)
All-Time WAC Record	49-23 (.681)

2018-19 TEAM INFORMATION

2017-18 Letterwinners Returning/Lost	6/10
Starters Returning/Lost	2/3
Newcomers	10

RETURNING STARTERS (2)

Player	HT	WT	CL	POS	PPG	RPG	APG	BPG
Oscar Frayer	6-7	190	Jr.	F	9.6	5.2	1.2	0.7
Alessandro Lever	6-10	230	So.	C	12.2	4.4	1.2	0.4

STARTERS LOST (3)

Player	HT	WT	CL	POS	PPG	RPG	APG	BPG
Casey Benson	6-3	185	Gr.	G	9.7	4.2	4.5	0.1
Joshua Braun	6-4	220	R-Sr	G	11.4	3.8	1.4	0.5
Keonta Vernon	6-6	242	R-Sr	F	9.2	6.7	1.4	1.1

NEWCOMERS (10)

Player	HT	WT	CL	POS	Previous School
Isiah Brown	6-2	175	Jr.	G	Northwestern
Trey Drechsel	6-6	205	R-Sr.	G	Western Washington
Michael Finke	6-10	235	R-Sr.	F	Illinois
Tim Finke	6-6	195	Fr.	G	Champaign Central HS
Raef Gerdes	6-7	180	Fr	F	Summit Christian
Brent Hibbitts	6-8	210	Jr	F	Michigan
Caleb Holifield	6-6	180	Fr	G	The Walker School
Carlos Johnson	6-3	215	Jr.	G	Washington
J.J. Rhymes	6-4	205	Jr.	G	Hutchinson CC
Quinn Smith	6-2	205	Fr	G	Maranatha Christian HS

RETURNING STATS

Statistic	Returning	Total	Pct.
Points	1,233	2,512	49.1
Rebounds	625	1,310	47.7
Assists	206	540	38.1
Blocks	58	134	43.2
3PT Made	123	251	49.0
FT Made	258	551	46.8









GCU VS. OPPONENTS STATS

Statistic	GCU	OPPONENT
Points per game	73.9	65.1
Rebounds per game	38.5	36.4
Assists per game	15.9	9.6
Steals per game	6.2	6.0
Blocks per game	3.9	2.4
Turnovers per game	13.2	15.0
Three-pointers per game	7.4	4.7
Free throws per game	16.2	15.2
Field goal percentage	.429	.402
Three point percentage	.322	.278
Free throw percentage	.702	.706
















2018-19 OPPONENTS

CONFERENCE

	Opponent	2017-18 Record	All-Time Series	Last Year	Games at GCU	Games at Opp.
	California Baptist*	28-6	57-8	--	33-3	24-5
	Chicago State	3-29	8-2	2-0	4-1	4-1
	CSU Bakersfield	12-18	17-23	1-1	11-6	5-14
	Kansas City	10-22	10-3	2-0	6-1	3-2
	New Mexico State	28-6	2-10	0-3	2-3	0-6
	Seattle U	20-14	9-1	2-0	5-1	5-0
	Utah Valley	23-11	8-4	2-1	4-1	3-3
	UT Rio Grande Valley	15-18	8-2	1-1	5-0	3-2

* California Baptist played in Division II in 2017-18

NONCONFERENCE

	Opponent	Conference	2017-18 Record	All-Time Series	Last Met	Games at GCU	Games at Opp.
	Arkansas State	Sun Belt	11-21	--	--	--	--
	Boise State	Mountain West	23-9	0-1	Dec. 13, 2017	--	0-1
	Delaware State	MEAC	4-28	1-0	Dec. 15, 2015	1-0	--
	Jacksonville	Atlantic Sun	15-18	--	--	--	--
	Mississippi Valley State	SWAC	4-28	3-0	Dec. 18, 2017	3-0	--
	Nevada	Mountain West	29-8	--	--	--	--
	Northern Iowa	Missouri Valley	16-16	--	--	--	--
	San Diego	West Coast	20-14	11-10	Nov. 25, 2017	6-3	5-7
	South Dakota State	Summit	28-7	0-1	Nov. 28, 1997	0-1	--
	Texas	Big 12	19-15	--	--	--	--
	Seton Hall (Wooden Legacy)	Big East	22-12	--	--	--	--
	Hawai'i or Utah (Wooden Legacy)		--	--	--	--	--
	TBA (Wooden Legacy)		--	--	--	--	--

OVERALL TOTALS

330-300 (.524)

shading denotes location of 2018-19 game(s)

2017-18 NCAA TOURNAMENT RUNS

Nevada

First Round: Nevada 87, Texas 83 OT
Second Round: Nevada 75, Cincinnati 73
Sweet 16: Loyola Chicago 69, Nevada 68

New Mexico State

First Round: Clemson 79, New Mexico State 68

Seton Hall

First Round: Seton Hall 94, NC State 83
Second Round: Kansas 83, Seton Hall 79

South Dakota State

First Round: Ohio State 81, South Dakota State 3

Texas

First Round: Nevada 87, Texas 83 OT



UTAH VALLEY WOLVERINES

G14 Thursday, Jan. 3 at 6 p.m. MST | Phoenix, Ariz.

G29 Thursday, Mar. 7 at 7 p.m. MST | Orem, Utah

Location	Orem, Utah
2017-18 record (Conf.)	23-11 (10-4)
Postseason	College Basketball Invitational (1-1)
Head coach	Mark Pope (4th)
Record at school	52-46 (.530)
Career record	same
Home stadium (capacity)	UCCU Center (8,500)
GCU record in series	8-4
Home / away / neutral	4-1 / 3-3 / 1-0
Last matchup	3/9/18 in Las Vegas, Nev. (W 75-60)
Sports information contact	Jason Erickson
Email	jason.erickson@uvu.edu
Phone	(801) 863-5451
Twitter / Website	@UVUmbb / GoUVU.com



SEATTLE U RED HAWKS

G15 Saturday, Jan. 5 at 6 p.m. MST | Phoenix, Ariz.

G30 Saturday, Mar. 9 at 2 p.m. MST | Seattle, Wash.

Location	Seattle, Wash.
2017-18 record (Conf.)	20-14 (8-6)
Postseason	College Basketball Invitational (0-1)
Head coach	Jim Hayford (2nd)
Record at school	20-14 (.588)
Career record	380-189 (.667)
Home stadium (capacity)	Key Arena (17,495)
GCU record in series	10-1
Home / away / neutral	5-1 / 5-0 / --
Last matchup	2/22/18 in Phoenix, Ariz. (W 76-64)
Sports information contact	Sarah Finney
Email	finneysa@seattleu.edu
Phone	(206) 296-5915
Twitter / Website	@SeattleUmbb / GoSeattleU.com



NEW MEXICO STATE AGGIES

G16 Thursday, Jan. 10 at 7 p.m. MST | Las Cruces, N.M.

G23 Saturday, Feb. 9 at 7 p.m. MST | Phoenix, Ariz.

Location	Las Cruces, N.M.
2017-18 record (Conf.)	28-6 (12-2)
Postseason	NCAA Tournament (0-1)
Head coach	Chris Jans (2nd)
Record at school	28-6 (.824)
Career record	49-18 (.731)
Home stadium (capacity)	Pan American Center (12,482)
GCU record in series	2-10
Home / away / neutral	2-3 / 0-6 / 0-1
Last matchup	3/10/18 in Las Vegas, Nev. (L 72-58)
Sports information contact	John Vu
Email	jvu@nmsu.edu
Phone	(575) 646-4120
Twitter / Website	@NMStateBB / NMStateSports.com



UT RIO GRANDE VALLEY VAQUEROS

G17 Saturday, Jan. 12 at 6 p.m. MST | Edinburg, Texas

G22 Thursday, Feb. 7 at 7 p.m. MST | Phoenix, Ariz.

Location	Edinburg, Texas
2017-18 record (Conf.)	15-18 (6-8)
Postseason	College Basketball Invitational (0-1)
Head coach	Lew Hill (3rd)
Record at school	25-40 (.384)
Career record	same
Home stadium (capacity)	UTRGV Fieldhouse (2,500)
GCU record in series	8-2
Home / away / neutral	5-0 / 3-2 / --
Last matchup	2/8/18 in Edinburg, Texas (L 83-81)
Sports information contact	Jonah Goldberg
Email	jonah.goldberg@utrgv.edu
Phone	(956) 665-2240
Twitter / Website	@UTRGV_MBB / GoUTRGV.com



CHICAGO STATE COUGARS

G18 Thursday, Jan. 27 at 7 p.m. MST | Phoenix, Ariz.
G25 Saturday, Feb. 16 at 1 p.m. MST | Chicago, Ill.

Location	Chicago, Ill.
2017-18 record (Conf.)	3-28 (1-13)
Postseason	WAC Tournament (0-1)
Head coach	Lance Irvin (1st)
Record at school	--
Career record	same
Home stadium (capacity)	Jones Convocation Center (7,000)
GCU record in series	8-2
Home / away / neutral	4-1 / 4-1 / --
Last matchup	2/3/18 in Phoenix, Ariz. (W 89-55)
Sports information contact	Corey Miggins
Email	cmiggins@csu.edu
Phone	(773) 995-2217
Twitter / Website	@ChicagoStateMBB / GoCSUCougars.com



KANSAS CITY KANGAROOS

G19 Saturday, Jan. 29 at 7 p.m. MST | Phoenix, Ariz.
G24 Thursday, Feb. 14 at 5 p.m. MST | Kansas City, Mo.

Location	Kansas City, Mo.
2017-18 record (Conf.)	10-22 (5-9)
Postseason	WAC Tournament (0-1)
Head coach	Kareem Richardson (6th)
Record at school	64-97 (.397)
Career record	same
Home stadium (capacity)	Municipal Auditorium (9,700)
GCU record in series	10-3
Home / away / neutral	6-1 / 3-2 / 1-0
Last matchup	3/8/18 in Las Vegas, Nev. (W 77-74)
Sports information contact	TBA
Email	--
Phone	--
Twitter / Website	@UMKcmbb / UMKCKangaroos.com



CALIFORNIA BAPTIST LANCERS

G20 Saturday, Jan. 26 at 8 p.m. MST | Riverside, Calif.
G26 Thursday, Feb. 21 at 6 p.m. MST | Phoenix, Ariz.

Location	Riverside, Calif.
2017-18 record (Conf.)	28-6 (17-3)*
Postseason	NCAA DII Tournament (3-1)
Head coach	Rick Croy (6th)
Record at school	132-29 (.819)
Career record	262-64 (.803)
Home stadium (capacity)	CBU Events Center (5,050)
GCU record in series	57-8
Home / away / neutral	33-3 / 24-5 / --
Last matchup	1/26/13 in Phoenix, Ariz. (W 57-54)
Sports information contact	Sammi Wellman
Email	swellman@calbaptist.edu
Phone	(951) 343-4779
Twitter / Website	@CBUMBB / CBULancers.com



CSU BAKERSFIELD ROADRUNNERS

G21 Saturday, Feb. 2 at 8 p.m. MST | Bakersfield, Calif.
G28 Saturday, Mar. 2 at 7 p.m. MST | Phoenix, Ariz.

Location	Bakersfield, Calif.
2017-18 record (Conf.)	12-18 (5-9)
Postseason	WAC Tournament (0-1)
Head coach	Rod Barnes (8th)
Record at school	118-106 (.571)
Career record	303-293 (.508)
Home stadium (capacity)	Icardo Center (3,495)
GCU record in series	17-23
Home / away / neutral	11-6 / 5-14 / 1-3
Last matchup	3/3/18 in Phoenix, Ariz. (W 81-68)
Sports information contact	Isaac Comelli
Email	icomelli@csub.edu
Phone	(661) 654-6033
Twitter / Website	@CSUB_MBB / GoRunners.com



SOUTH DAKOTA STATE JACKRABBITS

SUMMIT LEAGUE

G1 Tuesday, Nov. 6 at 7 p.m. MST | Brookings, S.D.

Location	Brookings, S.D.
2017-18 record (Conf.)	28-7 (13-1)
Postseason	NCAA Tournament (0-1)
Head coach	T.J. Otzelberger (3rd)
Record at school	46-24 (.657)
Career record	same
Home stadium (capacity)	Frost Arena (6,500)
GCU record in series	0-1
Home / away / neutral	0-1 / -- / --
Last matchup	11/28/97 in Phoenix, Ariz. (L 66-56)
Sports information contact	Andrew Sogn
Email	andrew.sogn@sdstate.edu
Phone	(605) 688-4822
Twitter / Website	@GoJacksMBB / GoJacks.com



DELAWARE STATE HORNETS

MID-EASTERN

G2 Saturday, Nov. 10 at 7 p.m. MST | Phoenix, Ariz.

Location	Dover, Del.
2017-18 record (Conf.)	4-28 (2-14)
Postseason	--
Head coach	Eric Skeeters (1st)
Record at school	--
Career record	--
Home stadium (capacity)	Memorial Hall Gym (1,800)
GCU record in series	1-0
Home / away / neutral	1-0 / -- / --
Last matchup	12/15/15 in Phoenix, Ariz. (W 88-59)
Sports information contact	Derrick Slayton
Email	dslayton@desu.edu
Phone	(302) 857-6035
Twitter / Website	@DSUMBB / DSUHornets.com



JACKSONVILLE DOLPHINS

ATLANTIC SUN

G3 Monday, Nov. 12 at 7 p.m. MST | Phoenix, Ariz.

Location	Jacksonville, Fla.
2017-18 record (Conf.)	15-18 (8-6)
Postseason	ASUN Tournament (1-1)
Head coach	Tony Jasick (5th)
Record at school	58-72 (.446)
Career record	110-119 (.480)
Home stadium (capacity)	Swisher Gymnasium (1,360)
GCU record in series	0-0
Home / away / neutral	-- / -- / --
Last matchup	--
Sports information contact	Matt Moretti III
Email	mmorett@ju.edu
Phone	(904) 256-7351
Twitter / Website	@JacksonvilleMBB / JUDolphins.com



ARKANSAS STATE RED WOLVES

SUN BELT

G4 Friday, Nov. 16 at 7 p.m. MST | Phoenix, Ariz.

Location	Jonesboro, Ark.
2017-18 record (Conf.)	11-21 (6-12-0)
Postseason	Sun Belt Tournament (0-1)
Head coach	Mike Balado (2nd)
Record at school	11-21 (.344)
Career record	same
Home stadium (capacity)	First National Bank Arena (10,563)
GCU record in series	0-0
Home / away / neutral	-- / -- / --
Last matchup	--
Sports information contact	Mark Taylor
Email	martaylor@astate.edu
Phone	(870) 972-3547
Twitter / Website	@AStateMB / AStateRedWolves.com



SETON HALL PIRATES

BIG EAST

WOODEN LEGACY

G5 Thursday, Nov. 22 at 7 p.m. MST | Fullerton, Calif.

Location	South Orange, N.J.
2017-18 record (Conf.)	22-12 (10-8)
Postseason	NCAA Tournament (1-1)
Head coach	Kevin Willard (9th)
Record at school	150-114 (.568)
Career record	195-163 (.545)
Home stadium (capacity)	Prudential Center (10,481)
GCU record in series	0-0
Home / away / neutral	-- / -- / --
Last matchup	--
Sports information contact	Thomas Chen
Email	thomas.chen@shu.edu
Phone	(973) 761-9493
Twitter / Website	@SeatonHallIMBB / SHUPirates.com



BOISE STATE BRONCOS

MOUNTAIN WEST

G8 Saturday, Dec. 1 at 7 p.m. MST | Phoenix, Ariz.

Location	Boise, Idaho
2017-18 record (Conf.)	23-9 (13-5)
Postseason	NIT Tournament (0-1)
Head coach	Leon Rice (8th)
Record at school	165-96 (.632)
Career record	same
Home stadium (capacity)	Taco Bell Arena (12,380)
GCU record in series	0-1
Home / away / neutral	-- / 0-1 / --
Last matchup	12/13/2017 in Boise, Idaho (L 85-80 (20T))
Sports information contact	Peter Clark
Email	peterclark736@boisestate.edu
Phone	(208) 426-1106
Twitter / Website	@BroncoSportsMBB / BroncoSports.com



NEVADA WOLFPACK

MOUNTAIN WEST

G9 Sunday, Dec. 9 at 3:30 p.m. MST | Phoenix, Ariz.

Location	Reno, Nev.
2017-18 record (Conf.)	29-8 (15-3)
Postseason	NCAA Tournament (2-1)
Head coach	Eric Musselman (4th)
Record at school	81-29 (.736)
Career record	same
Home stadium (capacity)	Lawlor Events Center (11,536)
GCU record in series	--
Home / away / neutral	-- / -- / --
Last matchup	8/22/2017 in Reno, Nev. (Exhib.) (L 81-72)
Sports information contact	Jack Kuestermeyer
Email	jkuester@unr.edu
Phone	(775) 682-6984
Twitter / Website	@NevadaHoops / NevadaWolfpack.com



TEXAS LONGHORNS

BIG 12

G10 Saturday, Dec. 15 at 4 p.m. MST | Austin, Texas

Location	Austin, Texas
2017-18 record (Conf.)	19-15 (8-10)
Postseason	NCAA Tournament (0-1)
Head coach	Shaka Smart (4th)
Record at school	50-50 (.500)
Career record	194-91 (.681)
Home stadium (capacity)	Frank Erwin Center (16,540)
GCU record in series	0-0
Home / away / neutral	-- / -- / --
Last matchup	--
Sports information contact	Scott McConnell
Email	scott.mcconnell@athletics.utexas.edu
Phone	(512) 471-1345
Twitter / Website	@TexasMBB / TexasSports.com

OUTLOOK

| NONCONFERENCE OPPONENTS

OUTLOOK

REVIEW

MEET THE LOPES

THIS IS GCU

HISTORY

12



NORTHERN IOWA PANTHERS

MISSOURI VALLEY

G11 Wednesday, Dec. 19 at 6:30 p.m. MST | Cedar Falls, Iowa

Location	Cedar Falls, Iowa
2017-18 record (Conf.)	16-16 (7-11)
Postseason	MVC Tournament (1-1)
Head coach	Ben Jacobson (12th)
Record at school	234-134 (.636)
Career record	same
Home stadium (capacity)	McLeod Center (6,500)
GCU record in series	0-0
Home / away / neutral	-- / -- / --
Last matchup	--
Sports information contact	Jerek Wolcott
Email	jerek.wolcott@uni.edu
Phone	(319) 273-5456
Twitter / Website	@UNIimbb / UNIPanthers.com



MISSISSIPPI VALLEY STATE DELTA DEVILS

SOUTHWESTERN

G12 Saturday, Dec. 22 at 7 p.m. MST | Phoenix, Ariz.

Location	Itta Bena, Miss.
2017-18 record (Conf.)	4-28 (4-14)
Postseason	SWAC Tournament (0-1)
Head coach	Andre Payne (5th)
Record at school (years)	25-105 (.192)
Career record (years)	264-288 (.478)
Home stadium (capacity)	R.W. Harrison HPER Complex (5,000)
GCU record in series	3-0
Home / away / neutral	3-0 / -- / --
Last matchup	12/18/2017 in Phoenix, Ariz. (W 71-38)
Sports information contact	Alan Wiederhold-Sohn
Email	alan.sohn@mvsu.edu
Phone	(662) 254-3550
Twitter / Website	@MVSUDevilSports / MVSUSports.com



SAN DIEGO TOREROS

WEST COAST

G13 Saturday, Dec. 29 at 8 p.m. MST | San Diego, Calif.

Location	San Diego, Calif.
2017-18 record (Conf.)	20-14 (9-9)
Postseason	CIT Tournament (2-1)
Head coach	Sam Scholl (1st)
Record at school	2-2 (.500)^
Career record	same
Home stadium (capacity)	Jenny Craig Pavilion (5,100)
GCU record in series	11-10
Home / away / neutral	6-3 / 5-7 / --
Last matchup	11/25/2017 in Phoenix, Ariz. (L 72-62)
Sports information contact	Greg Marsh
Email	gmarsh@sandiego.edu
Phone	(619) 260-7930
Twitter / Website	@USDmbb / USDToreros.com



EASTERN NEW MEXICO GREYHOUNDS

LONE STAR - D-2

G27 Wednesday, Feb. 27 at 7 p.m. MST | Phoenix, Ariz.


Location	Portales, N.M.
2017-18 record (Conf.)	11-17 (6-12)
Postseason	Lone Star Tournament (0-1)
Head coach	Tres Segler (3rd)
Record at school	24-32 (.429)
Career record	same
Home stadium (capacity)	Greyhound Arena (4,800)
GCU record in series	25-12
Home / away / neutral	16-1 / 8-11 / 1-0
Last matchup	12/8/1990 in Portales, N.M. (W 60-59)
Sports information contact	Ryan Shumaker
Email	ryan.shumaker@enmu.edu
Phone	(575) 562-4309
Twitter / Website	@ENMUAthletics / GoEasternAthletics.com

[^]Sam Scholl acted as interim head coach in the final four games of 2017-18










| 2018-19 SCHEDULE

OCTOBER

	Tuesday 30	vs. MSU Billings (Exh.)	GCU Arena	Phoenix, Ariz.	7 p.m.	YurView Arizona / ESPN3
--	------------	-------------------------	-----------	----------------	--------	-------------------------








NOVEMBER

	Tuesday 06	at South Dakota State	Frost Arena	Brookings, S.D.	6 p.m.	
	Saturday 10	vs. Delaware State	GCU Arena	Phoenix, Ariz.	7 p.m.	
	Monday 12	vs. Jacksonville	GCU Arena	Phoenix, Ariz.	7 p.m.	YurView Arizona / ESPN3
	Friday 16	vs. Arkansas State	GCU Arena	Phoenix, Ariz.	7 p.m.	YurView Arizona / ESPN3
	Thursday 22	vs. Seton Hall**	Titan Gym	Fullerton, Calif.	7 p.m.	ESPN3
	Friday 23	vs. Hawai'i or Utah**	Titan Gym	Fullerton, Calif.	TBA	
	Sunday 25	vs. TBA**	Titan Gym	Fullerton, Calif.	TBA	

DECEMBER

	Saturday 01	vs. Boise State	GCU Arena	Phoenix, Ariz.	7 p.m.	YurView Arizona / ESPN3
	Sunday 09	vs. Nevada	Talking Stick Resort Arena	Phoenix, Ariz.	3:30 p.m.	ESPNU
	Saturday 15	at Texas	Frank C. Erwin, Jr. Center	Austin, Texas	4 p.m.	Longhorn Network
	Wednesday 19	at Northern Iowa	McLeod Center	Cedar Falls, Iowa	6:30 p.m.	
	Saturday 22	vs. Mississippi Valley State	GCU Arena	Phoenix, Ariz.	7 p.m.	YurView Arizona / ESPN3
	Saturday 29	at San Diego	Jenny Craig Arena	San Diego, Calif.	8 p.m.	

JANUARY

	Thursday 03	vs. Utah Valley*	GCU Arena	Phoenix, Ariz.	6 p.m.	YurView Arizona / ESPN3
	Saturday 05	vs. Seattle U*	GCU Arena	Phoenix, Ariz.	6 p.m.	YurView Arizona / ESPN3
	Thursday 10	at New Mexico State*	Pan American Center	Las Cruces, N.M.	7 p.m.	
	Saturday 12	at UT Rio Grande Valley*	UTRGV Fieldhouse	Edinburg, Texas	6 p.m.	
	Thursday 17	vs. Chicago State*	GCU Arena	Phoenix, Ariz.	7 p.m.	YurView Arizona / ESPN3
	Saturday 19	vs. Kansas City*	GCU Arena	Phoenix, Ariz.	7 p.m.	YurView Arizona / ESPN3
	Saturday 26	at California Baptist*	CBU Events Center	Riverside, Calif.	8 p.m.	

FEBRUARY

	Saturday 02	at CSU Bakersfield*	Icardo Center	Bakersfield, Calif.	8 p.m.	
	Thursday 07	vs. UT Rio Grande Valley*	GCU Arena	Phoenix, Ariz.	7 p.m.	YurView Arizona / ESPN3
	Saturday 09	vs. New Mexico State*	GCU Arena	Phoenix, Ariz.	7 p.m.	YurView Arizona / ESPN3
	Thursday 14	at Kansas City*	Municipal Auditorium	Kansas City, Mo.	5 p.m.	
	Saturday 16	at Chicago State*	Jones Convocation Center	Chicago, Ill.	1 p.m.	
	Thursday 21	vs. California Baptist*	GCU Arena	Phoenix, Ariz.	7 p.m.	YurView Arizona / ESPN3
	Wednesday 27	vs. Eastern New Mexico	GCU Arena	Phoenix, Ariz.	7 p.m.	YurView Arizona / ESPN3

MARCH

	Saturday 02	vs. CSU Bakersfield*	GCU Arena	Phoenix, Ariz.	7 p.m.	YurView Arizona / ESPN3
	Thursday 07	at Utah Valley*	UCCU Center	Orem, Utah	7 p.m.	
	Saturday 09	at Seattle U*	Redhawk Center	Seattle, Wash.	2 p.m.	
	14-16	WAC Tournament	Orleans Arena	Las Vegas, Nev.		

*denotes WAC game

**denotes Wooden Legacy Tournament game

All times listed in Arizona Time. (same as Pacific Daylight Time through Nov. 3; same as Mountain Standard Time beginning Nov. 4)

OUTLOOK

REVIEW

MEET THE LOPES

THIS IS GCU

HISTORY

OUTLOOK

| SEASON PREVIEW

OUTLOOK

REVIEW

MEET THE LOPES

THIS IS GCU

HISTORY

14

Grand Canyon took many steps forward to post the NCAA's most successful Division I transition period and a 22-win campaign in 2017-18 but the Lopes seek one more step this season.

GCU made a big goal to reach the NCAA tournament and assembled a big team to get there.

Coming off three consecutive seasons of at least 22 wins, the Lopes boast the WAC Preseason Player of the Year in sophomore power forward Alessandro Lever and another Preseason All-WAC First Team selection in junior swingman Oscar Frayer. They are two of the WAC's top 10 returning scorers but the Lopes' look is evolving too with Power Five transfers Michael Finke, a 6-foot-10 senior power forward from Illinois, and Carlos Johnson, a 6-foot-3 junior guard from Washington.

"We're loaded up front but it's going to be Alessandro and Michael," Majerle said. "Those are the two guys who need to play well for us. Alè and Michael are really talented and can be hard to guard."

Lever averaged a team-high 12.2 points as a freshman, when he earned a starting job eight games into the season and became GCU's go-to threat with an ability to post up or shoot from the perimeter. His 15.8 conference scoring average ranked third in the WAC.

Frayer is one of the conference's top two-way players, earning All-WAC Defensive Team honors as a sophomore last season while greatly improving his shooting to hit 36.6 percent of his 3-point attempts and average 9.6 points.



GCU's has had the past three WAC Preseason Player of the Year selections with sophomore Alessandro Lever earning the nod in 2018-19 after winning WAC Freshman of the Year in 2017-18.

The addition of Finke and Johnson can offer scoring support with Finke's inside-outside abilities and Johnson's aggression and creativity. Johnson, who played at Phoenix Shadow Mountain High School, has instant team chemistry with Frayer and sophomore Damari Milstead, his former club teammates. Johnson also teamed with junior college All-American transfer J.J. Rhymes for a state championship at Shadow Mountain.

"We're more talented," Majerle said. "We've got guys who are able to do certain things that we may not have been able to do the last few years – up and down."

Milstead inherits the point guard duties after moving into a rotation role during his freshman season and having a strong summer of continued improvement. While learning how to lead the Lopes offense, Milstead changed his shot mechanics and made 10 of 19 3-pointers while shooting a team-best 84.2 percent from the free throw line.

GCU added another point guard and more size in 6-foot-6 Trey Drechsel, a graduate transfer from Division II Western Washington. He averaged 14.9 points, 7.2 rebounds, 3.9 assists and 1.3 steals as a junior.

Beyond the size that Lever and Finke provide up front,

It's Year 2 of the Lopes being eligible for the WAC and NCAA Tournaments. GCU made the WAC Championship game in the first season of eligibility.





GCU also has more big men whose shooting can stretch the floor in 6-foot-10 sophomore Roberts Blumbergs and 6-foot-8 senior Matt Jackson. Blumbergs showed flashes of what made him one of GCU's most touted signees, like when he scored 25 points in 18 minutes against UT Rio Grande Valley. Jackson was a comeback success story, overcoming a series of surgeries and injuries to have a healthy season as a key reserve contributor.

Rhymes, who averaged 19.6 points at Hutchinson (Kan.) Community College last season, provides wing depth along with Finke's younger brother Tim, a four-star signee from Champaign, Ill. Finke is physically able to compete more than most freshman with a sturdy, 6-foot-6 frame and a strong work ethic like his brother.

Jackson and fellow Australian Gerard Martin provide the senior leadership needed with five newcomers potentially being major factors. Martin has been valuable in several regards for the past three seasons, bringing defense and energy as a starter or a reliable reserve.

The Lopes will need the depth of talent for their toughest nonconference schedule yet. GCU will face four 2018 NCAA tournament teams during nonconference play with games at South Dakota State (Nov. 6) and Texas (Dec. 15) and neutral-site games against Nevada (Dec. 9 at Talking Stick Resort Arena in Phoenix) and Seton Hall (Nov. 22 as GCU's first game in the Wooden Legacy tournament in Fullerton, Calif.).

"I think we've got a bunch of horses and dogs on this team. Nobody is going to be intimidated by going anywhere, that's for sure. We've got a lot of tough-minded kids who want to play the best competition."

BY PAUL CORO / GCUlopes.com Senior Writer










Dan Majerle returns for his sixth season at GCU.

WAC

2018-19 PRESEASON ALL-CONFERENCE

COACHES POLL

RANK	TEAM (FIRST PLACE VOTES)	POINTS
1	 New Mexico State (7)	63
2	GCU Grand Canyon (2)	58
3	 Seattle U	45
4	 Utah Valley	43
5	 CSU Bakersfield	35
6	 UT Rio Grande Valley	28
7	 UMKC Roos	24
8	CBU California Baptist	20
9	 Chicago State	8

PRESEASON ALL-WAC SELECTIONS

FIRST TEAM		SECOND TEAM	
POS	PLAYER	POS	PLAYER
F	Oscar Frayer, GCU	G	Xavier Bishop, UMKC
G	AJ Harris, NMSU	F	Eli Chuha, NMSU
F	Alessandro Lever, GCU	G	Damiyne Durham, CSUB
G	Matej Kavaz, SU	G	Jake Toolson, UVU
G	Conner Toolson, UVU	F	Terry Winn III, UTRGV

Preseason Player of the Year: Alessandro Lever, GCU

OUTLOOK

| SCHEDULE BREAKDOWN

OUTLOOK

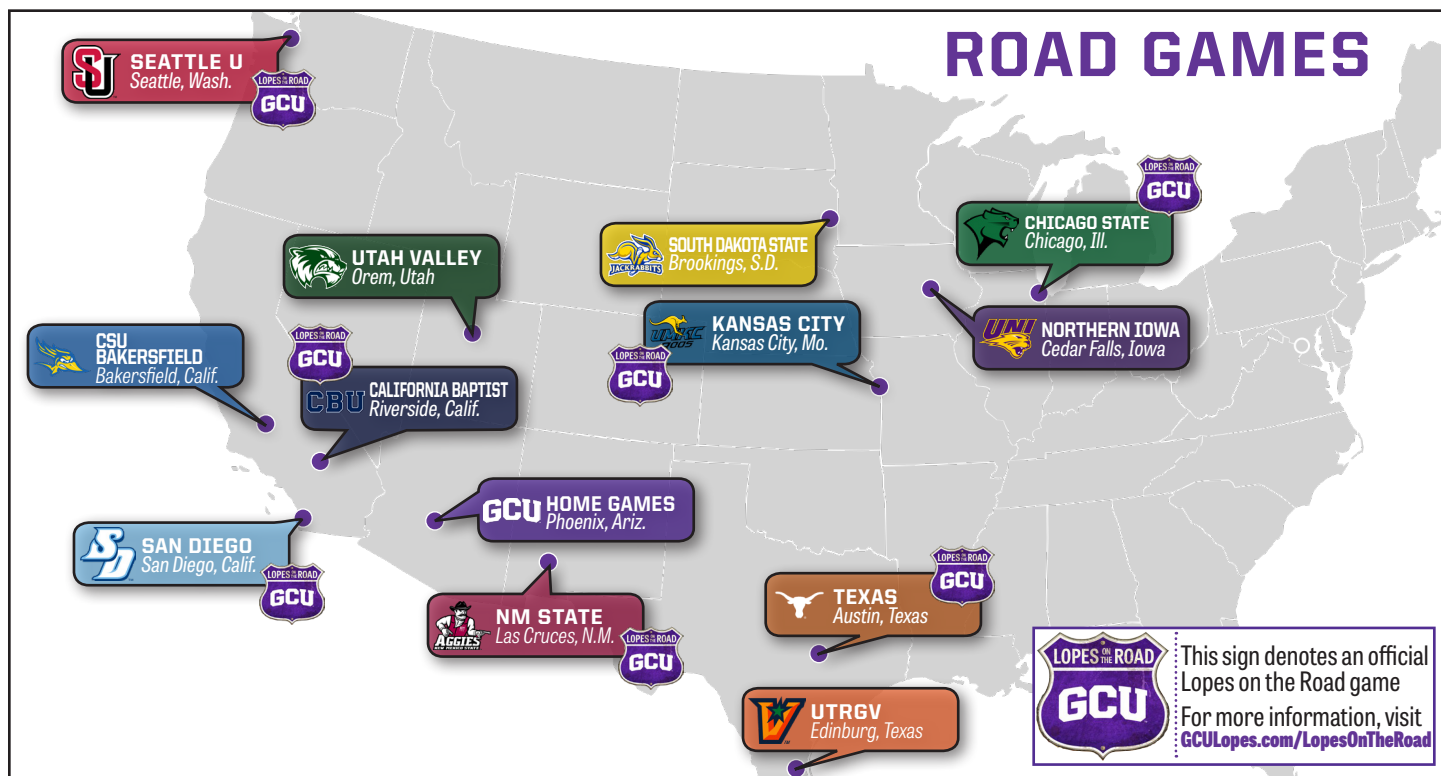
REVIEW

MEET THE LOPES

THIS IS GCU

HISTORY

16



BY THE NUMBERS

10,721 Approximate number of miles set to be traveled in regular season

7 Number of games vs. opponents in 2017-18 RPI Top-100

16 Number of conference games - most since 2013-14 in WAC (16)

6 Opponents that participated in NCAA Tournament in 2017-18*

4 Number of neutral games in the Wooden Legacy and Colangelo Classic

.520 2017-18 winning percentage of 2018-19 nonconference opponents

OVERALL

Total Games	31
Nonconference	14
Conference	16
Exhibition	1

BY LOCATION

Home	14
Away	12
Neutral	4

BY STATE

Arizona	15
California	6
Texas	2
Illinois	1
Iowa	1
Missouri	1
New Mexico	1
South Dakota	1
Utah	1
Washington	1

BY MONTH

November	7
December	6
January	7
February	7
March	3

BY DAY

Sunday	2
Monday	1
Tuesday	1
Wednesday	2
Thursday	8
Friday	2
Saturday	14

BY CONFERENCE

Western Athletic WAC	16
Mountain West MOUNTAIN WEST	2
Atlantic Sun ASUN	1
Big 12 BIG 12	1
Big East BIG EAST	1
MEAC MEAC	1
Missouri Valley MV	1
Summit SUMMIT	1
Sun Belt SUN BELT	1
SWAC SWAC	1
West Coast WEST COAST CONFERENCE	1

BY TIME OF DAY (local to site)

12:00 - 1:59	1
2:00-5:59	3
6:00 or later	24
TBA	2

* includes California Baptist (Division II)



2017-18 IN MEET THE 23





OSCAR FRAYER | FORWARD



DAMARI MILSTEAD | GUARD

BY PAUL CORO / GCULopes.com Senior Writer

Coming off a third consecutive season of at least 22 wins, GCU reached the Western Athletic Conference Basketball Tournament championship game in its first season of Division I postseason eligibility but now looks ahead to a team returning two decorated starters (WAC first-team selection and Freshman of the Year Alessandro Lever and WAC All-Defensive Team pick Oscar Frayer) and bringing in a four-star recruit (guard Tim Finke of Champaign, Ill.).

"I think it's in unbelievable shape," Majerle said of the program after guiding it for its first five Division I seasons. "Eighty-one wins in the first four years, which is a record (for Division I transition period). Twenty-two wins this year. We've got one of the best student fan bases in all of the country. We have a growing university. The sky's the limit for this team. We've got great young players coming back. So I think, I know, the program is in great shape and I'm lucky to be here."

The Lopes will lose three seniors starters from this year's 22-12 team, which was led by a defense that ranked first in the nation for opponent 3-point percentage (27.8) and 12th for opponent field goal percentage (40.2) among 351 Division I programs.

Frayer headed that effort, earning All-WAC Defensive Team honors for his effort in limiting opposing teams' top scorers regularly and leading the team in steals (1.2 per game). The 6-foot-7 small forward from Oakland, Calif., also averaged 9.6 points and 5.2 rebounds (second on the team) and greatly improved his shooting. Frayer made 36.6

percent of his 3-pointers after making 25.7 percent of 3s as a freshman. In the field, he went from 39.7 percent to 48.2 percent.

Lever was the season's revelation, causing the Lopes to change their offensive priority midseason after he worked his way into the starting lineup and shined with a post game and perimeter shooting touch. Lever, a 6-foot-10 center from Italy, finished as the team's leading scorer at 12.2 points per game and averaged 15.8 in WAC games.

"I recruit guys knowing that I expect a lot out of them," Majerle said. "And I ain't stopping and they know I'm not stopping. So I'm going to get guys like Alessandro and we're going to keep going on the backs of a guy like Keonta, who brought it every day in practice and never missed a day of practice. That's what we're going to do, and Alessandro is going to be front and center for the next three years."

Lever's touted classmate, freshman 6-10 power forward Roberts Blumbergs, also has a bright future ahead. He showed that in flashes in his first year after moving from Latvia, averaging 5.2 points in 13.2 minutes per game. He posted a 25-point game in 18 minutes against Texas-Rio Grande Valley.

Another freshman, point guard Damari Milstead, was thrust into a regular rotation role midway through the season and responded to average 5.3 points in 11.7 minutes per game over 12 conference appearances.

Next year's senior class will feature the Australian duo of forwards Gerard Martin and Matt Jackson. Martin played the third-most minutes among

players who will return and started 24 games two seasons ago. Jackson, a part-time starter in 2015-16, averaged 4.0 points and 2.9 rebounds in 13.7 minutes per game during WAC play after undergoing four hip surgeries and back surgery.

"They know what's expected out of them," Majerle said. "Keonta (Vernon) has done a great job with building the culture. Keonta is a big culture guy. Josh (Braun) is a big culture guy. They set the tone. And now it's up to Alessandro and the rest of guys to continue that. They know what's expected of them. We're expecting to win the WAC. We're expecting to win the (WAC) Tournament. We're expecting to go to the NCAAs. We expect to be a top-25 team."

Those returnees now have experienced the one-and-done atmosphere of a WAC tournament. The Lopes rallied to stay alive in the first round, played one of their best games in a semifinal and came within one win of going to the NCAA tournament.

Majerle embraces the lofty goals of WAC regular-season and tournament titles, NCAA tournament bids and eventual national top-25 status.

"They know what's expected of them and next year is going to be the same thing," Majerle said. "We're going to grind it out. We're going to work hard every day. We're going to get after it. I'm going to demand from him (Lever) every day. He's going to get better every day. We're going to continue to recruit. We're going to be a top-25 program, period."



| 2017-18 ALL-WAC

FIRST TEAM ALL-WAC WAC FRESHMAN OF YEAR



F
6-10
FR.

ALESSANDRO LEVER

SECOND TEAM ALL-WAC



G
6-3
R-SR.

JOSH BRAUN

ALL-WAC DEFENSIVE TEAM



F
6-7
SO.

OSCAR FRAYER



CONFERENCE STATISTICS

Alessandro Lever went from potential to potency last season, going from a reserve freshman who was adjusting to America in November to an All-Western Athletic Conference first-team selection and WAC Freshman of the Year in March.

Lever, the 6-foot-10 freshman center from Italy, offered a mix of post-ups and shooting touch that became Grand Canyon's offensive focal point for conference play. Lever averaged 15.8 points per WAC game, ranking third in the conference, and 5.4 rebounds, ranking eighth. He also shot 48.6 percent from the field, the WAC play's 10th-best clip.

Lever, also a WAC All-Newcomer Team selection, was not alone in postseason honors.



CONFERENCE STATISTICS

Josh Braun earned second team All-WAC honors, the third time he was named to the conference's postseason honors list. The senior finished second on the team in scoring in 2017-18 with 11.4 points per game on the way to finishing second in the GCU history books for career points. Braun set the GCU record for three pointers made in a career early in the season and finished with 253 after his time as a Lope.

In conference play, Braun finished third on the team in scoring with 10.3 points per game and knocked down 21 3-point shots, good for second-most on the squad. Braun finished his WAC regular-season career with 14 points and three 3-pointers.



CONFERENCE STATISTICS

Forward Oscar Frayer's work in covering the conference's top scorers on a weekly basis did not go unnoticed by the coaches in the conference. Frayer finished with 85 rebounds in WAC play, 18 steals and 10 blocks and was named to the All-WAC Defensive Team.

In the last 10 games of the regular season, opposing teams' leading scorers averaged 11.0 points on 34.0 percent shooting with Frayer handling most of the defense on them.

The sophomore also contributed on the offensive end with a .440 3pt field goal percentage in WAC-play, the fourth best percentage in the conference.

REVIEW

| 2017-18 TEAM STATISTICS

OUTLOOK

REVIEW

MEET THE LOPES

THIS IS GCU

HISTORY

RECORD:	OVERALL	HOME	AWAY	NEUTRAL
All Games	22-12	16-3	3-7	3-2
Conference	9-5	6-1	3-4	0-0
Non-conference	13-7	10-2	0-3	3-2

## Player	gp-gs	min	avg	Total		3-Point		F-Throw		Rebounds			avg	pf	dq	a	to	blk	stl	pts	avg
				fg-fga	fg%	3fg-fga	3fg%	ft-fga	ft%	off	def	tot									
25 Alessandro Lever	34-27	724	21.3	140-309	.453	26-81	.321	108-141	.766	42	107	149	4.4	90	3	40	59	14	12	414	12.2
02 Joshua Braun	34-34	999	29.4	118-317	.372	64-188	.340	89-120	.742	47	83	130	3.8	69	2	48	49	17	26	389	11.4
11 Casey Benson	34-34	994	29.2	97-258	.376	40-117	.342	96-126	.762	27	116	143	4.2	68	1	152	63	4	25	330	9.7
04 Oscar Frayer	33-28	873	26.5	121-251	.482	41-112	.366	35-64	.547	56	115	171	5.2	80	1	41	48	24	41	318	9.6
24 Keonta Vernon	34-34	781	23.0	125-242	.517	0-4	.000	62-111	.559	78	149	227	6.7	116	9	46	42	39	26	312	9.2
12 Roberts Blumbergs	33-7	437	13.2	56-152	.368	17-78	.218	41-55	.745	31	68	99	3.0	42	1	26	34	8	11	170	5.2
10 Damari Milstead	26-0	245	9.4	30-64	.469	10-19	.526	48-57	.842	3	16	19	0.7	21	0	28	28	2	11	118	4.5
00 Shaq Carr	18-2	286	15.9	27-53	.509	3-8	.375	22-24	.917	7	24	31	1.7	27	0	48	33	4	5	79	4.4
01 Fifi Aidoo	32-4	393	12.3	46-115	.400	18-65	.277	14-19	.737	16	23	39	1.2	41	0	33	22	7	15	124	3.9
42 Gerard Martin	34-0	569	16.7	40-99	.404	19-64	.297	12-27	.444	18	78	96	2.8	64	2	45	29	6	19	111	3.3
05 Matt Jackson	32-0	420	13.1	39-99	.394	10-37	.270	14-23	.609	23	68	91	2.8	41	0	29	25	4	14	102	3.2
15 Cheick Sy-Savane	6-0	14	2.3	3-9	.333	3-5	.600	0-0	.000	1	0	1	0.2	4	0	0	1	0	0	9	1.5
13 Ibrahima Sankare	9-0	34	3.8	4-8	.500	0-0	.000	5-7	.714	2	6	8	0.9	4	0	1	3	1	5	13	1.4
21 Kerwin Smith	15-0	66	4.4	8-13	.615	0-0	.000	3-7	.429	7	11	18	1.2	14	0	3	7	4	1	19	1.3
22 Nehemiah Allen	5-0	11	2.2	1-2	.500	0-1	.000	1-2	.500	0	0	0	0.0	3	0	0	0	0	0	3	0.6
03 Parker Dale	3-0	4	1.3	0-1	.000	0-0	.000	1-2	.500	1	0	1	0.3	1	0	0	1	0	0	1	0.3
TM TEAM										46	41	87		2			6				
Grand Canyon	34	6850		855-1992	.429	251-779	.322	551-785	.702	405	905	1310	38.5	687	18	540	450	134	211	2512	73.9
Opponents	34	6850		767-1906	.402	161-580	.278	518-734	.706	359	879	1238	36.4	747	17	328	511	81	203	2213	65.1

Team Statistics	GCU	OPP	Date	Opponent	Score	Att.
SCORING	2512	2213	11/10/17	FLORIDA A&M	W 67-51	7202
Points per game	73.9	65.1	11/13/17	ROBERT MORRIS	W 75-61	6833
Scoring margin	+8.8	-	11/18/17	LITTLE ROCK	W 76-51	7394
FIELD GOALS-ATT	855-1992	767-1906	11/20/17	NORFOLK STATE	W 85-60	6889
Field goal pct	.429	.402	11/25/17	UNIVERSITY OF SAN DIEGO	L 62-72	7397
3 POINT FG-ATT	251-779	161-580	12/02/17	UC RIVERSIDE	W 68-56	6844
3-point FG pct	.322	.278	12/05/17	vs Saint John's (NY)	L 60-68	8907
3-pt FG made per game	7.4	4.7	12/09/17	GRAMBLING STATE	W 87-53	6829
FREE THROW-ATT	551-785	518-734	12/11/17	NORTH CAROLINA CENTRAL UNIVERSITY	W 64-59	6276
Free throw pct	.702	.706	12/13/17	at Boise State	Lo2 80-85	4628
F-Throws made per game	16.2	15.2	12/18/17	MISSISSIPPI VALLEY STATE	W 71-38	6464
REBOUNDS	1310	1238	12/21/17	LONGWOOD	W 86-56	7006
Rebounds per game	38.5	36.4	12/23/17	at Louisville	L 56-74	16841
Rebounding margin	+2.1	-	12/27/17	vs Morgan State	W 100-74	1544
ASSISTS	540	328	12/30/17	at Illinois	L 58-62	13762
Assists per game	15.9	9.6	* 01/06/18	at Seattle University	W 73-57	2156
Turnovers	450	511	* 01/11/18	NEW MEXICO STATE	L 59-70	7521
Turnovers per game	13.2	15.0	* 01/13/18	UT RIO GRANDE VALLEY	W 84-71	7222
Turnover margin	+1.8	-	* 01/18/18	at Chicago State	W 86-58	463
Assist/turnover ratio	1.2	0.6	* 01/20/18	at UMKC	W 86-69	1440
STEALS	211	203	01/23/18	WILLIAM JESSUP	W 96-80	6952
Steals per game	6.2	6.0	* 01/27/18	at Utah Valley	L 56-68	4881
BLOCKS	134	81	* 02/01/18	UMKC	W 79-62	7005
Blocks per game	3.9	2.4	* 02/03/18	CHICAGO STATE	W 89-55	7244
Attendance	132495	74716	* 02/08/18	at UT Rio Grande Valley	L 81-83	1038
Home game-Avg/Game	19-6973	10-6120	* 02/10/18	at New Mexico State	L 70-74	12989
Neutral site-Avg/game		5-2703	* 02/17/18	at CSU Bakersfield	L 58-71	3002
			* 02/22/18	SEATTLE UNIVERSITY	W 76-64	6925
			* 02/24/18	UTAH VALLEY	W 60-59	7179
			* 03/03/18	CSU BAKERSFIELD	W 81-68	7372
			03/08/18	vs UMKC	W 77-74	
			03/09/18	vs Utah Valley	W 75-60	
			03/10/18	vs New Mexico State	L 58-72	3065
			03/14/18	MERCER	L 73-78	5941

* Conference game



| 2017-18 TEAM STATISTICS - CONFERENCE ONLY

OUTLOOK

REVIEW

MEET THE LOPES

THIS IS GCU

HISTORY

## Player	gp-gs	min	avg	Total		3-Point		F-Throw		Rebounds										pts	avg
				fg-fga	fg%	3fg-fga	3fg%	ft-fa	ft%	off	def	tot	avg	pf	dq	a	to	blk	stl		
25 Alessandro Lever	14-14	334	23.9	71-146	.486	14-42	.333	65-81	.802	23	52	75	5.4	41	1	22	27	7	5	221	15.8
04 Oscar Frayer	14-14	394	28.1	57-114	.500	22-50	.440	15-27	.556	28	57	85	6.1	35	0	15	21	10	18	151	10.8
02 Joshua Braun	14-14	412	29.4	40-112	.357	21-62	.339	43-54	.796	18	35	53	3.8	32	2	20	16	7	12	144	10.3
24 Keonta Vernon	14-14	312	22.3	49-115	.426	0-2	.000	24-47	.511	26	62	88	6.3	50	2	23	19	11	9	122	8.7
11 Casey Benson	14-14	400	28.6	33-88	.375	16-41	.390	39-50	.780	10	44	54	3.9	22	0	54	23	1	4	121	8.6
10 Damarí Milstead	12-0	140	11.7	17-37	.459	6-12	.500	24-28	.857	3	9	12	1.0	10	0	13	20	2	9	64	5.3
12 Roberts Blumbergs	14-0	149	10.6	23-57	.404	5-24	.208	15-23	.652	12	25	37	2.6	18	0	10	10	0	2	66	4.7
05 Matt Jackson	13-0	178	13.7	20-43	.465	2-11	.182	10-17	.588	10	28	38	2.9	22	0	15	9	2	5	52	4.0
00 Shaq Carr	4-0	71	17.8	4-9	.444	0-0	.000	6-7	.857	1	5	6	1.5	5	0	10	8	0	0	14	3.5
01 Fiifi Aidoo	14-0	145	10.4	16-44	.364	6-24	.250	2-3	.667	6	3	9	0.6	17	0	7	10	2	7	40	2.9
42 Gerard Martin	14-0	236	16.9	12-38	.316	4-24	.167	6-14	.429	7	38	45	3.2	27	1	20	8	2	5	34	2.4
13 Ibrahima Sankare	4-0	19	4.8	2-5	.400	0-0	.000	3-3	1.000	2	3	5	1.3	2	0	1	2	0	3	7	1.8
22 Nehemiah Allen	1-0	1	1.0	0-0	.000	0-0	.000	1-2	.500	0	0	0	0.0	1	0	0	0	0	0	1	1.0
03 Parker Dale	1-0	1	1.0	0-0	.000	0-0	.000	1-2	.500	1	0	1	1.0	1	0	0	0	0	0	1	1.0
15 Cheick Sy-Savane	2-0	3	1.5	0-3	.000	0-2	.000	0-0	.000	0	0	0	0.0	2	0	0	1	0	0	0	0.0
21 Kerwin Smith	3-0	5	1.7	0-0	.000	0-0	.000	0-0	.000	0	2	2	0.7	0	0	0	0	0	0	0	0.0
TM TEAM											14	18	32		2		3				
Grand Canyon	14	2800		344-811	.424	96-294	.327	254-358	.709	161	381	542	38.7	287	5	210	177	44	79	1038	74.1
Opponents	14	2800		319-790	.404	70-256	.273	221-307	.720	141	374	515	36.8	326	11	136	200	29	69	929	66.4

Team Statistics	GCU	OPP
SCORING	1038	929
Points per game	74.1	66.4
Scoring margin	+7.7	-
FIELD GOALS-ATT	344-811	319-790
Field goal pct	.424	.404
3 POINT FG-ATT	96-294	70-256
3-point FG pct	.327	.273
3-pt FG made per game	6.9	5.0
FREE THROW-ATT	254-358	221-307
Free throw pct	.709	.720
F-Throws made per game	18.1	15.8
REBOUNDS	542	515
Rebounds per game	38.7	36.8
Rebounding margin	+1.9	-
ASSISTS	210	136
Assists per game	15.0	9.7
TURNOVERS	177	200
Turnovers per game	12.6	14.3
Turnover margin	+1.6	-
Assist/turnover ratio	1.2	0.7
STEALS	79	69
Steals per game	5.6	4.9
BLOCKS	44	29
Blocks per game	3.1	2.1
Attendance	50468	25969
Home game-Avg/Game	7-7210	7-3710
Neutral site-Avg/game		0-0

Date	Opponent	Score	Att.
* 01/06/18	at Seattle University	w 73-57	2156
* 01/11/18	NEW MEXICO STATE	L 59-70	7521
* 01/13/18	UT RIO GRANDE VALLEY	w 84-71	7222
* 01/18/18	at Chicago State	w 86-58	463
* 01/20/18	at UMKC	w 86-69	1440
* 01/27/18	at Utah Valley	L 56-68	4881
* 02/01/18	UMKC	w 79-62	7005
* 02/03/18	CHICAGO STATE	w 89-55	7244
* 02/08/18	at UT Rio Grande Valley	L 81-83	1038
* 02/10/18	at New Mexico State	L 70-74	12989
* 02/17/18	at CSU Bakersfield	L 58-71	3002
* 02/22/18	SEATTLE UNIVERSITY	w 76-64	6925
* 02/24/18	UTAH VALLEY	w 60-59	7179
* 03/03/18	CSU BAKERSFIELD	w 81-68	7372

* Conference game

Score by periods	1st	2nd	Total
Grand Canyon	489	549	1038
Opponents	423	506	929

REVIEW

| 2017-18 GAME-BY-GAME

OUTLOOK

REVIEW

MEET THE LOPES

THIS IS GCU

HISTORY

Opponent	Date	Score		Total		3-Point		F-Throw		Rebounds				pf	a	to	blk	stl	pts	avg
				fg-fga	fg%	3fg-fga	3fg%	ft-fta	ft%	off	def	tot	avg							
FLORIDA A&M	11/10/17	67-51	W	26-59	.441	7-22	.318	8-16	.500	15	24	39	39.0	15	12	17	4	9	67	67.0
ROBERT MORRIS	11/13/17	75-61	W	21-43	.488	7-16	.438	26-36	.722	8	29	37	38.0	21	13	21	6	5	75	71.0
LITTLE ROCK	11/18/17	76-51	W	24-47	.511	8-20	.400	20-28	.714	6	33	39	38.3	24	20	18	8	7	76	72.7
NORFOLK STATE	11/20/17	85-60	W	27-55	.491	14-26	.538	17-23	.739	8	25	33	37.0	18	21	11	3	6	85	75.8
SAN DIEGO	11/25/17	62-72	L	21-57	.368	4-23	.174	16-24	.667	13	24	37	37.0	18	14	15	3	4	62	73.0
UC RIVERSIDE	12/02/17	68-56	W	24-69	.348	4-36	.111	16-23	.696	16	24	40	37.5	23	20	8	5	12	68	72.2
vs Saint John's (NY)	12/05/17	60-68	L	20-66	.303	8-32	.250	12-22	.545	18	28	46	38.7	22	9	21	2	11	60	70.4
GRAMBLING STATE	12/09/17	87-53	W	32-58	.552	11-27	.407	12-19	.632	10	23	33	38.0	19	23	12	3	9	87	72.5
NORTH CAROLINA CENTRAL	12/11/17	64-59	W	22-59	.373	7-26	.269	13-16	.813	13	20	33	37.4	16	16	6	1	2	64	71.6
at Boise State	12/13/17	80-85	Lo2	28-79	.354	9-32	.281	15-19	.789	14	32	46	38.3	29	16	14	3	6	80	72.4
MISSISSIPPI VALLEY STATE	12/18/17	71-38	W	22-54	.407	11-27	.407	16-24	.667	16	33	49	39.3	19	14	12	8	5	71	72.3
LONGWOOD	12/21/17	86-56	W	31-63	.492	13-34	.382	11-16	.688	16	26	42	39.5	16	22	11	7	8	86	73.4
at Louisville	12/23/17	56-74	L	22-55	.400	6-19	.316	6-12	.500	12	23	35	39.2	20	13	19	3	7	56	72.1
vs Morgan State	12/27/17	100-74	W	34-66	.515	13-29	.448	19-23	.826	12	33	45	39.6	28	24	15	6	5	100	74.1
at Illinois	12/30/17	58-62	L	23-64	.359	3-20	.150	9-14	.643	13	20	33	39.1	16	13	14	4	8	58	73.0
at SEATTLE U	01/06/18	73-57	W	24-54	.444	6-16	.375	19-26	.731	6	32	38	39.1	18	12	12	1	7	73	73.0
NEW MEXICO STATE	01/11/18	59-70	L	22-64	.344	5-24	.208	10-13	.769	7	18	25	38.2	17	13	7	4	8	59	72.2
UT RIO GRANDE VALLEY	01/13/18	84-71	W	25-55	.455	7-21	.333	27-34	.794	15	30	45	38.6	28	16	18	5	6	84	72.8
at Chicago State	01/18/18	86-58	W	33-64	.516	7-20	.350	13-20	.650	16	28	44	38.9	20	20	17	1	8	86	73.5
at UMKC	01/20/18	86-69	W	28-55	.509	6-18	.333	24-36	.667	17	30	47	39.3	17	15	17	2	5	86	74.2
WILLIAM JESSUP	01/23/18	96-80	W	34-52	.654	10-19	.526	18-26	.692	6	26	32	39.0	15	29	12	7	5	96	75.2
at Utah Valley	01/27/18	56-68	L	22-59	.373	4-15	.267	8-13	.615	18	26	44	39.2	25	16	16	2	2	56	74.3
UMKC	02/01/18	79-62	W	28-54	.519	6-18	.333	17-24	.708	13	32	45	39.4	15	16	14	8	4	79	74.5
CHICAGO STATE	02/03/18	89-55	W	30-67	.448	11-27	.407	18-27	.667	15	25	40	39.5	18	19	11	5	8	89	75.1
at UT Rio Grande Valley	02/08/18	81-83	L	22-61	.361	7-21	.333	30-37	.811	10	26	36	39.3	21	18	7	3	4	81	75.4
at New Mexico State	02/10/18	70-74	L	23-61	.377	9-26	.346	15-23	.652	9	28	37	39.2	26	14	13	3	5	70	75.2
at CSU Bakersfield	02/17/18	58-71	L	16-44	.364	5-22	.227	21-37	.568	6	24	30	38.9	23	8	13	1	6	58	74.5
SEATTLE UNIVERSITY	02/22/18	76-64	W	25-62	.403	7-22	.318	19-21	.905	12	29	41	39.0	19	15	12	3	4	76	74.6
UTAH VALLEY	02/24/18	60-59	W	22-59	.373	6-24	.250	10-16	.625	14	24	38	38.9	20	14	9	4	3	60	74.1
CSU BAKERSFIELD	03/03/18	81-68	W	24-52	.462	10-20	.500	23-31	.742	3	29	32	38.7	20	14	11	2	9	81	74.3
vs UMKC	03/08/18	77-74	W	24-60	.400	3-21	.143	26-35	.743	18	22	40	38.7	22	10	11	4	8	77	74.4
vs Utah Valley	03/09/18	75-60	W	25-58	.431	6-16	.375	19-26	.731	12	34	46	39.0	22	13	15	6	4	75	74.4
vs New Mexico State	03/10/18	58-72	L	23-56	.411	4-14	.286	8-10	.800	6	27	33	38.8	21	11	13	2	5	58	73.9
MERCER	03/14/18	73-78	L	28-61	.459	7-26	.269	10-15	.667	12	18	30	38.5	16	17	8	5	6	73	73.9
Grand Canyon		2512		855-1992	.429	251-779	.322	551-785	.702	405	905	1310	38.5	687	540	450	134	211	2512	73.9
Opponents		2213		767-1906	.402	161-580	.278	518-734	.706	359	879	1238	36.4	747	328	511	81	203	2213	65.1

Games played: 34
 Points per Game: 73.9
 FG Percent: 42.9
 3FG Percent: 32.2
 FT Percent: 70.2

Rebounds Per Game: 38.5
 Assists Per Game: 15.9
 Turnovers Per Game: 13.2
 Assist/Turnover Ratio: 1.2
 Steals Per Game: 6.2
 Blocks Per Game: 3.9



| 2017-18 Oponent Statistics - Game-by-Game

Opponent	Date	Score		Total		3-Point		F-Throw		Rebounds				pf	a	to	blk	stl	pts	avg
				fg-fga	fg%	3fg-fga	3fg%	ft-fa	ft%	off	def	tot	avg							
FLORIDA A&M	11/10/17	67-51	W	19-49	.388	4-13	.308	9-14	.643	8	24	32	32.0	19	8	22	5	8	51	51.0
ROBERT MORRIS	11/13/17	75-61	W	21-62	.339	4-20	.200	15-22	.682	16	23	39	35.5	29	9	19	3	13	61	56.0
LITTLE ROCK	11/18/17	76-51	W	15-55	.273	3-18	.167	18-26	.692	12	22	34	35.0	25	4	16	2	8	51	54.3
NORFOLK STATE	11/20/17	85-60	W	21-50	.420	4-12	.333	14-21	.667	6	24	30	33.8	19	14	17	2	3	60	55.8
SAN DIEGO	11/25/17	62-72	L	29-59	.492	5-17	.294	9-14	.643	10	26	36	34.2	23	14	12	5	6	72	59.0
UC RIVERSIDE	12/02/17	68-56	W	19-50	.380	4-11	.364	14-19	.737	10	35	45	36.0	23	12	24	1	2	56	58.5
vs Saint John's (NY)	12/05/17	60-68	L	21-53	.396	6-18	.333	20-27	.741	8	34	42	36.9	22	8	18	3	10	68	59.9
GRAMBLING STATE	12/09/17	87-53	W	19-53	.358	2-12	.167	13-19	.684	13	21	34	36.5	19	9	21	2	10	53	59.0
NORTH CAROLINA CENTRAL	12/11/17	64-59	W	22-46	.478	3-8	.375	12-16	.750	8	25	33	36.1	16	11	13	0	3	59	59.0
at Boise State	12/13/17	80-85	Lo2	28-59	.475	5-24	.208	24-37	.649	7	38	45	37.0	20	10	18	3	3	85	61.6
MISSISSIPPI VALLEY S	12/18/17	71-38	W	14-51	.275	2-4	.500	8-15	.533	9	21	30	36.4	23	4	14	4	5	38	59.5
LONGWOOD	12/21/17	86-56	W	21-50	.420	3-15	.200	11-18	.611	7	19	26	35.5	20	5	16	1	7	56	59.2
at Louisville	12/23/17	56-74	L	26-59	.441	4-19	.211	18-27	.667	15	26	41	35.9	15	14	12	6	10	74	60.3
vs Morgan State	12/27/17	100-74	W	21-70	.300	4-13	.308	28-36	.778	19	21	40	36.2	19	11	13	1	10	74	61.3
at Illinois	12/30/17	58-62	L	25-57	.439	5-19	.263	7-11	.636	15	29	44	36.7	18	9	20	4	6	62	61.3
at SEATTLE U	01/06/18	73-57	W	22-61	.361	5-20	.250	8-14	.571	13	31	44	37.2	25	6	16	1	2	57	61.1
NEW MEXICO STATE	01/11/18	59-70	L	26-56	.464	5-15	.333	13-19	.684	14	36	50	37.9	17	11	18	1	3	70	61.6
UT RIO GRANDE VALLE	01/13/18	84-71	W	19-57	.333	4-15	.267	29-36	.806	10	21	31	37.6	28	8	10	2	5	71	62.1
at Chicago State	01/18/18	86-58	W	19-55	.345	4-16	.250	16-21	.762	11	21	32	37.3	22	12	22	4	8	58	61.9
at UMKC	01/20/18	86-69	W	24-56	.429	7-24	.292	14-18	.778	5	17	22	36.5	29	6	14	0	5	69	62.3
WILLIAM JESSUP	01/23/18	96-80	W	30-67	.448	7-20	.350	13-14	.929	11	17	28	36.1	23	19	9	1	8	80	63.1
at Utah Valley	01/27/18	56-68	L	20-47	.426	6-11	.545	22-30	.733	6	22	28	35.7	16	14	7	3	7	68	63.3
UMKC	02/01/18	79-62	W	25-58	.431	6-23	.261	6-12	.500	6	18	24	35.2	24	8	11	2	6	62	63.3
CHICAGO STATE	02/03/18	89-55	W	17-49	.347	3-18	.167	18-21	.857	9	27	36	35.3	24	7	24	2	6	55	62.9
at UT Rio Grande Valley	02/08/18	81-83	L	28-61	.459	7-16	.438	20-29	.690	11	33	44	35.6	31	17	11	1	4	83	63.7
at New Mexico State	02/10/18	70-74	L	25-69	.362	2-13	.154	22-33	.667	22	35	57	36.4	20	4	13	1	5	74	64.1
at CSU Bakersfield	02/17/18	58-71	L	25-56	.446	3-20	.150	18-21	.857	9	33	42	36.6	28	15	12	2	6	71	64.4
SEATTLE UNIVERSITY	02/22/18	76-64	W	23-57	.404	9-28	.321	9-15	.600	10	26	36	36.6	22	11	16	2	6	64	64.4
UTAH VALLEY	02/24/18	60-59	W	23-50	.460	3-13	.231	10-17	.588	6	24	30	36.4	18	3	11	2	3	59	64.2
CSU BAKERSFIELD	03/03/18	81-68	W	23-58	.397	6-24	.250	16-21	.762	9	30	39	36.5	22	14	15	6	3	68	64.3
vs UMKC	03/08/18	77-74	W	24-54	.444	7-22	.318	19-25	.760	11	22	33	36.4	31	7	13	1	2	74	64.6
vs Utah Valley	03/09/18	75-60	W	22-62	.355	3-19	.158	13-24	.542	12	24	36	36.3	21	6	12	4	8	60	64.5
vs New Mexico State	03/10/18	58-72	L	23-55	.418	6-20	.300	20-27	.741	10	29	39	36.4	17	6	8	3	9	72	64.7
MERCER	03/14/18	73-78	L	28-55	.509	10-20	.500	12-15	.800	11	25	36	36.4	19	12	14	1	3	78	65.1
Opponents		2213		767-1906	.402	161-580	.278	518-734	.706	359	879	1238	36.4	747	328	511	81	203	2213	65.1
Grand Canyon		2512		855-1992	.429	251-779	.322	551-785	.702	405	905	1310	38.5	687	540	450	134	211	2512	73.9

Games played: 34
 Points per Game: 65.1
 FG Percent: 40.2
 3FG Percent: 27.8
 FT Percent: 70.6
 Rebounds Per Game: 36.4

Assists Per Game: 9.6
 Turnovers Per Game: 15.0
 Assist/Turnover Ratio: 1.2
 Steals Per Game: 6.0
 Blocks per Game: 2.4

OUTLOOK

REVIEW

MEET THE LOPES

THIS IS GCU

HISTORY

REVIEW

| 2017-18 GAME-BY-GAME HIGHS

Opponent	Date	Score	Points	Rebounds	Assists	Steals	Blocked Shots
FLORIDA A&M	11/10/17	67-51	(11)Fiifi Aidoo (11)Joshua Braun	(9)Keonta Vernon	(4)Joshua Braun (4)Casey Benson	(2)Keonta Vernon (2)Oscar Frayer (2)Roberts Blumbergs	(2)Keonta Vernon
ROBERT MORRIS	11/13/17	75-61	(20)Joshua Braun	(9)Oscar Frayer	(5)Casey Benson	(2)Oscar Frayer (2)Gerard Martin	(2)Joshua Braun (2)Oscar Frayer (2)Keonta Vernon
LITTLE ROCK	11/18/17	76-51	(29)Joshua Braun	(6)Oscar Frayer (6)Keonta Vernon	(3)Oscar Frayer (3)Keonta Vernon (3)Fiifi Aidoo (3)Shaq Carr (3)Joshua Braun	(2)Oscar Frayer (2)Matt Jackson	(2)Keonta Vernon (2)Gerard Martin
NORFOLK STATE	11/20/17	85-60	(19)Oscar Frayer	(8)Keonta Vernon (8)Roberts Blumbergs	(8)Casey Benson	(2)Casey Benson (2)Oscar Frayer	(1)Joshua Braun (1)Kerwin Smith (1)Keonta Vernon
SAN DIEGO	11/25/17	62-72	(20)Joshua Braun	(10)Casey Benson	(6)Casey Benson	(1)Keonta Vernon (1)Oscar Frayer (1)Kerwin Smith (1)Roberts Blumbergs	(1)Fiifi Aidoo (1)Alessandro Lever (1)Roberts Blumbergs
UC RIVERSIDE	12/02/17	68-56	(14)Roberts Blumbergs	(7)Keonta Vernon (7)Roberts Blumbergs (7)Joshua Braun	(7)Casey Benson	(4)Casey Benson	(4)Keonta Vernon
vs Saint John's (NY)	12/05/17	60-68	(18)Casey Benson	(15)Keonta Vernon	(3)Fiifi Aidoo	(3)Joshua Braun (3)Oscar Frayer	(1)Keonta Vernon (1)Casey Benson
GRAMBLING STATE	12/09/17	87-53	(19)Keonta Vernon	(6)Keonta Vernon (6)Gerard Martin	(8)Casey Benson	(3)Roberts Blumbergs	(1)Joshua Braun (1)Matt Jackson (1)Roberts Blumbergs
NORTH CAROLINA CENTRAL	12/11/17	64-59	(20)Joshua Braun	(7)Joshua Braun (7)Casey Benson	(7)Casey Benson	(1)Fiifi Aidoo (1)Shaq Carr	(1)Keonta Vernon
at Boise State	12/13/17	80-85	(16)Casey Benson	(12)Keonta Vernon	(5)Shaq Carr	(2)Gerard Martin (2)Joshua Braun	(2)Keonta Vernon
MISSISSIPPI VALLEY STATE	12/18/17	71-38	(16)Joshua Braun	(6)Joshua Braun (6)Alessandro Lever	(6)Casey Benson	(2)Keonta Vernon	(4)Keonta Vernon
LONGWOOD	12/21/17	86-56	(14)Fiifi Aidoo	(10)Alessandro Lever	(5)Shaq Carr (5)Casey Benson	(2)Casey Benson (2)Shaq Carr	(2)Alessandro Lever (2)Shaq Carr (2)Kerwin Smith (2)Keonta Vernon
at Louisville	12/23/17	56-74	(14)Oscar Frayer	(9)Keonta Vernon	(7)Casey Benson	(2)Joshua Braun (2)Casey Benson	(2)Keonta Vernon
vs Morgan State	12/27/17	100-74	(18)Joshua Braun	(9)Alessandro Lever	(6)Shaq Carr	(3)Joshua Braun	(2)Roberts Blumbergs (2)Shaq Carr
at Illinois	12/30/17	58-62	(14)Keonta Vernon	(5)Alessandro Lever (5)Joshua Braun (5)Keonta Vernon	(3)Shaq Carr (3)Joshua Braun	(2)Oscar Frayer (2)Gerard Martin	(2)Keonta Vernon
at Seattle University	01/06/18	73-57	(18)Oscar Frayer	(7)Oscar Frayer (7)Gerard Martin	(3)Shaq Carr (3)Keonta Vernon	(1)Oscar Frayer (1)Matt Jackson (1)Fiifi Aidoo (1)Joshua Braun (1)Keonta Vernon (1)Alessandro Lever (1)Roberts Blumbergs	(1)Keonta Vernon
NEW MEXICO STATE	01/11/18	59-70	(15)Joshua Braun	(12)Keonta Vernon	(2)Keonta Vernon (2)Matt Jackson (2)Joshua Braun (2)Oscar Frayer (2)Casey Benson	(3)Oscar Frayer	(2)Keonta Vernon
UT RIO GRANDE VALLEY	01/13/18	84-71	(25)Roberts Blumbergs	(15)Keonta Vernon	(3)Joshua Braun (3)Shaq Carr	(2)Joshua Braun	(2)Keonta Vernon
at Chicago State	01/18/18	86-58	(28)Alessandro Lever	(8)Alessandro Lever	(6)Casey Benson	(2)Fiifi Aidoo (2)Matt Jackson (2)Joshua Braun (2)Damari Milstead	(1)Keonta Vernon
at UMKC	01/20/18	86-69	(24)Alessandro Lever	(10)Alessandro Lever	(9)Casey Benson	(1)Keonta Vernon (1)Oscar Frayer (1)Joshua Braun	(1)Oscar Frayer (1)Keonta Vernon

OUTLOOK

REVIEW

MEET THE LOPES

THIS IS GCU

HISTORY



| GAME-BY-GAME HIGHS

Opponent	Date	Score	Points	Rebounds	Assists	Steals	Blocked Shots
WILLIAM JESSUP	01/23/18	96-80	(25)Alessandro Lever	(8)Keonta Vernon (8)Roberts Blumbergs	(10)Casey Benson	(1)Gerard Martin (1)Damari Milstead (1)Fiifi Aidoo (1)Matt Jackson (1)Joshua Braun (1)Oscar Frayer (1)Alessandro Lever	(4)Oscar Frayer
at Utah Valley	01/27/18	56-68	(22)Alessandro Lever	(9)Oscar Frayer	(5)Casey Benson	(1)Joshua Braun (1)Oscar Frayer	(1)Fiifi Aidoo (1)Alessandro Lever
UMKC	02/01/18	79-62	(18)Keonta Vernon	(13)Oscar Frayer	(4)Gerard Martin (4)Casey Benson	(2)Casey Benson	(3)Joshua Braun
CHICAGO STATE	02/03/18	89-55	(14)Joshua Braun	(8)Keonta Vernon	(6)Casey Benson	(2)Damari Milstead	(1)Keonta Vernon (1)Oscar Frayer (1)Joshua Braun (1)Gerard Martin (1)Alessandro Lever
at UT Rio Grande Valley	02/08/18	81-83	(22)Alessandro Lever	(10)Casey Benson	(6)Casey Benson	(4)Oscar Frayer	(1)Joshua Braun (1)Keonta Vernon (1)Casey Benson
at New Mexico State	02/10/18	70-74	(23)Oscar Frayer	(10)Oscar Frayer	(3)Keonta Vernon (3)Roberts Blumbergs (3)Casey Benson	(2)Joshua Braun	(1)Fiifi Aidoo (1)Oscar Frayer (1)Alessandro Lever
at CSU Bakersfield	02/17/18	58-71	(11)Oscar Frayer	(6)Alessandro Lever	(2)Damari Milstead (2)Alessandro Lever	(1)Keonta Vernon (1)Fiifi Aidoo (1)Oscar Frayer (1)Joshua Braun (1)Gerard Martin (1)Ibrahima Sankare	(1)Matt Jackson
SEATTLE U	02/22/18	76-64	(30)Alessandro Lever	(10)Alessandro Lever	(5)Casey Benson	(2)Oscar Frayer	(1)Oscar Frayer (1)Keonta Vernon (1)Alessandro Lever
UTAH VALLEY	02/24/18	60-59	(16)Alessandro Lever (16)Oscar Frayer	(8)Matt Jackson	(5)Matt Jackson	(1)Keonta Vernon (1)Casey Benson (1)Alessandro Lever	(1)Damari Milstead (1)Oscar Frayer (1)Matt Jackson (1)Alessandro Lever
CSU BAKERSFIELD	03/03/18	81-68	(23)Alessandro Lever	(9)Keonta Vernon	(5)Keonta Vernon	(3)Damari Milstead	(1)Joshua Braun (1)Oscar Frayer
vs UMKC	03/08/18	77-74	(29)Alessandro Lever	(15)Oscar Frayer	(3)Gerard Martin (3)Damari Milstead	(2)Gerard Martin (2)Casey Benson	(2)Oscar Frayer
vs Utah Valley	03/09/18	75-60	(15)Alessandro Lever (15)Joshua Braun	(8)Keonta Vernon (8)Matt Jackson	(5)Oscar Frayer	(2)Keonta Vernon (2)Alessandro Lever	(2)Alessandro Lever (2)Joshua Braun
vs New Mexico State	03/10/18	58-72	(20)Alessandro Lever	(8)Keonta Vernon	(4)Keonta Vernon	(2)Casey Benson	(1)Oscar Frayer (1)Gerard Martin
MERCER	03/14/18	73-78	(20)Keonta Vernon	(8)Casey Benson	(7)Casey Benson	(3)Oscar Frayer	(1)Oscar Frayer (1)Fiifi Aidoo (1)Matt Jackson (1)Keonta Vernon (1)Alessandro Lever

OUTLOOK

REVIEW

MEET THE LOPES

THIS IS GCU

HISTORY

Points	G	Pts	Pts/G
Alessandro Lever	34	414	12.2
Joshua Braun	34	389	11.4
Casey Benson	34	330	9.7
Oscar Frayer	33	318	9.6
Keonta Vernon	34	312	9.2
Roberts Blumbergs	33	170	5.2
Fiifi Aidoo	32	124	3.9

FG Percentage	FG	Att	Pct
Kerwin Smith	8	13	.615
Keonta Vernon	125	242	.517
Shaq Carr	27	53	.509
Nehemiah Allen	1	2	.500
Ibrahima Sankare	4	8	.500
Oscar Frayer	121	251	.482
Damari Milstead	30	64	.469

3-Point Percentage	3FG	Att	Pct
Cheick Sy-Savane	3	5	.600
Damari Milstead	10	19	.526
Shaq Carr	3	8	.375
Oscar Frayer	41	112	.366
Casey Benson	40	117	.342
Joshua Braun	64	188	.340
Alessandro Lever	26	81	.321

Free Throw Percentage	FG	Att	Pct
Shaq Carr	22	24	.917
Damari Milstead	48	57	.842
Alessandro Lever	108	141	.766
Casey Benson	96	126	.762
Roberts Blumbergs	41	55	.745
Joshua Braun	89	120	.742
Fiifi Aidoo	14	19	.737

Free Throw Attempts	G	Att	Att/G
Alessandro Lever	34	141	4.1
Casey Benson	34	126	3.7
Joshua Braun	34	120	3.5
Keonta Vernon	34	111	3.3
Oscar Frayer	33	64	1.9
Damari Milstead	26	57	2.2
Roberts Blumbergs	33	55	1.7

Rebounds Average	G	Reb	Avg/G
Keonta Vernon	34	227	6.7
Oscar Frayer	33	171	5.2
Alessandro Lever	34	149	4.4
Casey Benson	34	143	4.2
Joshua Braun	34	130	3.8
Roberts Blumbergs	33	99	3.0
Gerard Martin	34	96	2.8

Scoring Average	G	Pts	Avg/G
Alessandro Lever	34	414	12.2
Joshua Braun	34	389	11.4
Casey Benson	34	330	9.7
Oscar Frayer	33	318	9.6
Keonta Vernon	34	312	9.2
Roberts Blumbergs	33	170	5.2
Damari Milstead	26	118	4.5

Field Goal Attempts	G	Att	Att/G
Joshua Braun	34	317	9.3
Alessandro Lever	34	309	9.1
Casey Benson	34	258	7.6
Oscar Frayer	33	251	7.6
Keonta Vernon	34	242	7.1
Roberts Blumbergs	33	152	4.6
Fiifi Aidoo	32	115	3.6

Field Goals Made	G	Made	Made/G
Alessandro Lever	34	140	4.1
Keonta Vernon	34	125	3.7
Oscar Frayer	33	121	3.7
Joshua Braun	34	118	3.5
Casey Benson	34	97	2.9
Roberts Blumbergs	33	56	1.7
Fiifi Aidoo	32	46	1.4

3-Point FG Attempts	G	Att	Att/G
Joshua Braun	34	188	5.5
Casey Benson	34	117	3.4
Oscar Frayer	33	112	3.4
Alessandro Lever	34	81	2.4
Roberts Blumbergs	33	78	2.4
Fiifi Aidoo	32	65	2.0
Gerard Martin	34	64	1.9

3-Point FG Made	G	Made	Made/G
Joshua Braun	34	64	1.9
Oscar Frayer	33	41	1.2
Casey Benson	34	40	1.2
Alessandro Lever	34	26	0.8
Gerard Martin	34	19	0.6
Fiifi Aidoo	32	18	0.6
Roberts Blumbergs	33	17	0.5

Rebounds	G	Reb	Reb/G
Keonta Vernon	34	227	6.7
Oscar Frayer	33	171	5.2
Alessandro Lever	34	149	4.4
Casey Benson	34	143	4.2
Joshua Braun	34	130	3.8
Roberts Blumbergs	33	99	3.0
Gerard Martin	34	96	2.8



| CATEGORY LEADERS

Fouls	G	NO.	Per/G
Keonta Vernon	34	116	3.4
Alessandro Lever	34	90	2.6
Oscar Frayer	33	80	2.4
Joshua Braun	34	69	2.0
Casey Benson	34	68	2.0
Gerard Martin	34	64	1.9

Foulsouts	G	NO.
Keonta Vernon	34	8
Alessandro Lever	34	3
Gerard Martin	34	2
Joshua Braun	34	2
Casey Benson	34	1
Oscar Frayer	33	1
Roberts Blumbergs	33	1

Blocked Shots	G	NO.	Blk/G
Keonta Vernon	34	39	1.1
Oscar Frayer	33	24	0.7
Joshua Braun	34	17	0.5
Alessandro Lever	34	14	0.4
Roberts Blumbergs	33	8	0.2
Fiifi Aidoo	32	7	0.2
Gerard Martin	34	6	0.2

Minutes	G	NO.	Min/G
Joshua Braun	34	999	29.4
Casey Benson	34	994	29.2
Oscar Frayer	33	873	26.5
Keonta Vernon	34	781	23.0
Alessandro Lever	34	724	21.3
Gerard Martin	34	569	16.7
Roberts Blumbergs	33	437	13.2

Offensive Rebounds	G	NO.	Avg/G
Keonta Vernon	34	78	2.3
Oscar Frayer	33	56	1.7
Joshua Braun	34	47	1.4
Alessandro Lever	34	42	1.2
Roberts Blumbergs	33	31	0.9
Casey Benson	34	27	0.8
Matt Jackson	32	23	0.7

Defensive Rebounds	G	NO.	Avg/G
Keonta Vernon	34	149	4.4
Casey Benson	34	116	3.4
Oscar Frayer	33	115	3.5
Alessandro Lever	34	107	3.1
Joshua Braun	34	83	2.4
Gerard Martin	34	78	2.3
Matt Jackson	32	68	2.1

Assists	G	NO.	Ast/G
Casey Benson	34	152	4.5
Joshua Braun	34	48	1.4
Shaq Carr	18	48	2.7
Keonta Vernon	34	46	1.4
Gerard Martin	34	45	1.3
Oscar Frayer	33	41	1.2
Alessandro Lever	34	40	1.2

Steals	G	NO.	Stl/G
Oscar Frayer	33	41	1.2
Joshua Braun	34	26	0.8
Keonta Vernon	34	26	0.8
Casey Benson	34	25	0.7
Gerard Martin	34	19	0.6
Fiifi Aidoo	32	15	0.5
Matt Jackson	32	14	0.4

Turnovers	G	NO.	To/G
Casey Benson	34	63	1.9
Alessandro Lever	34	59	1.7
Joshua Braun	34	49	1.4
Oscar Frayer	33	48	1.5
Keonta Vernon	34	42	1.2
Roberts Blumbergs	33	34	1.0
Shaq Carr	18	33	1.8

OUTLOOK

REVIEW

MEET THE LOPES

THIS IS GCU

HISTORY

REVIEW

| GAME CAPSULES

GAME 1: GCU 67, FLORIDA A&M 51

Official Box Score -- Game Totals -- Final Statistics
Florida A&M vs. Grand Canyon
11/10/2017 7:00 p.m. at Phoenix, Ariz.

#	Player	Total			3-Ptr			Rebounds			PF	TP	A	TO	Blk	Stl	Min																	
		FG-FGA	FG-FGA	FT-FTA	Off	Def	Tot	Off	Def	Tot																								
00	Desmond Williams	6-16	0-1	3-4	1	7	8	1	15	1	2	1	2	1	2	37																		
04	Elijah Mayes	1-4	0-0	0-0	0	0	0	2	2	1	1	0	1	1	17																			
20	Brendon Myles	1-2	0-0	0-1	0	2	2	2	2	0	3	0	1	1	13																			
22	Marcus Barham	4-10	2-5	0-0	1	3	4	1	10	1	7	0	2	3	31																			
34	Isiah Martin	2-5	0-0	0-0	1	6	7	3	4	0	0	4	0	0	32																			
01	Nick Severado	0-0	0-0	3-4	0	0	0	1	3	0	0	0	0	0	6																			
02	Kamron Reaves	3-4	1-2	0-0	1	2	3	4	7	4	7	0	0	0	23																			
03	Craig Bowman	1-2	0-1	0-1	1	0	1	0	2	1	0	0	0	0	7																			
05	Nasir Core	0-2	0-1	0-0	0	0	0	3	0	0	2	0	1	1	10																			
11	Javonni Harrell	0-0	0-0	2-2	0	1	1	1	2	0	0	0	1	4	4																			
21	Justin Ravenel	1-4	1-3	1-2	0	2	2	1	4	0	0	0	0	0	20																			
23	Bryce Moragne	0-0	0-0	0-0	0	0	0	0	0	0	0	0	0	0	0+																			
TEAM					3			24			32			19			51			8			22			5			8			200		

Totals		19-49			4-13			9-14			8			24			32			19			51			8			22			5			8			200		
FG % 1st Half: 6-22		27.3%			2nd Half: 13-27		48.1%			Game: 19-49			38.8%			Deadball			Rebounds			3			3			3			3			3						
3FG % 1st Half: 2-6		33.3%			2nd Half: 2-7		28.6%			Game: 4-13			30.8%			Rebounds			3			3			3			3			3			3						
FT % 1st Half: 3-5		60.0%			2nd Half: 6-9		66.7%			Game: 9-14			64.3%			Rebounds			3			3			3			3			3			3						

#	Player	Total			3-Ptr			Rebounds			PF	TP	A	TO	Blk	Stl	Min		
		FG-FGA	FG-FGA	FT-FTA	Off	Def	Tot	Off	Def	Tot									
04	Oscar Frayer	4-7	0-2	0-0	1	3	4	2	8	0	1	0	2	2	21				
12	Roberts Blumbergs	1-4	0-1	0-0	1	1	2	3	2	1	6	1	0	2	16				
24	Keonta Vernon	3-6	0-0	2-3	3	6	9	1	8	0	2	2	2	27					
02	Joshua Braun	4-11	2-5	1-1	2	1	3	1	11	4	3	1	0	28					
11	Casey Benson	1-6	0-3	2-4	0	3	3	1	4	4	2	0	1	29					
01	Fiifi Aidoo	4-9	3-6	0-0	2	2	4	0	11	0	2	0	1	11					
05	Matt Jackson	1-3	1-3	0-0	2	2	4	1	3	0	2	0	0	16					
10	Damari Miltstead	1-2	0-0	3-6	0	0	0	1	5	2	1	0	0	11					
21	Kerwin Smith	2-3	0-0	0-0	2	2	4	1	4	0	0	0	0	12					
25	Alessandro Lever	3-5	0-1	0-2	0	2	2	3	6	0	0	0	0	10					
42	Gerard Martin	2-3	1-1	0-0	0	1	1	1	5	1	0	0	1	19					
TEAM					2			1			3			19			200		

Totals		26-59			7-22			8-16			15			24			39			15			67			12			17			4			9			200		
FG % 1st Half: 13-26		50.0%			2nd Half: 13-33		39.4%			Game: 26-59			44.1%			Deadball			Rebounds			2			2			2			2			2						
3FG % 1st Half: 4-9		44.4%			2nd Half: 3-13		23.1%			Game: 7-22			31.8%			Rebounds			2			2			2			2			2			2						
FT % 1st Half: 5-8		62.5%			2nd Half: 3-8		37.5%			Game: 8-16			50.0%			Rebounds			2			2			2			2			2			2						

Officials: Dennis Plannery, Toby Doodlette, James Ford
Technical Fouls: Florida A&M-None, Grand Canyon-None.
GCU Arena, Phoenix, Ariz. Attendance: 7202

Score by Period	1st	2nd	Total	Points	In	Off	2nd	Fast	Bench
Florida A&M	17	34	51	FAM	24	11	8	6	18
Grand Canyon	35	32	67	GCU	36	19	14	4	34

Last FG - FAM 2nd-00:20, GCU 2nd-03:30
Largest lead - FAM None, GCU by 25 2nd-11:38
FAM led for 00:00, GCU led for 39:51. Game was tied for 00:09.
Score Tied - 0 times
Lead Changed - 0 times

GAME 2: GCU 75, ROBERT MORRIS 61

Official Box Score -- Game Totals -- Final Statistics
Robert Morris vs. Grand Canyon
11/13/2017 7:00 p.m. at Phoenix, AZ

#	Player	Total			3-Ptr			Rebounds			PF	TP	A	TO	Blk	Stl	Min														
		FG-FGA	FG-FGA	FT-FTA	Off	Def	Tot	Off	Def	Tot																					
01	Jon Williams	1-6	1-4	0-1	0	2	2	1	3	5	2	0	1	31																	
02	David Cole	1-1	0-0	2-2	1	1	2	5	4	0	2	0	1	23																	
10	Koby Thomas	5-11	0-3	3-4	2	2	4	4	13	0	1	0	1	16																	
11	Dachon Burke	4-12	1-1	6-7	2	4	6	4	15	1	5	0	6	31																	
23	Matty McConnell	0-6	0-4	2-4	1	1	2	3	4	2	2	1	0	22																	
03	Leonore Washington	0-8	0-4	0-0	0	0	0	0	4	0	1	2	0	22																	
04	Taevon Ashmeade	0-0	0-0	0-0	0	0	0	0	0	0	0	0	0	2																	
05	Malik Petteaway	4-8	0-0	2-4	4	7	11	3	10	0	2	1	3	20																	
20	Charles Bain	3-6	1-3	0-0	3	2	5	0	7	0	1	0	1	17																	
22	Ronnie Gombie	1-1	0-0	0-0	0	2	2	3	2	0	0	1	0	4																	
24	Chris Coalmon	1-3	1-1	0-0	1	0	1	2	3	0	2	0	0	12																	
TEAM					2			4			29			61			9			19			3			13			200		

Totals		21-62			4-20			15-22			16			23			39			29			61			9			19			3			13			200		
FG % 1st Half: 9-25		36.0%			2nd Half: 12-37		32.4%			Game: 21-62			33.9%			Deadball			Rebounds			3			3			3			3			3						
3FG % 1st Half: 3-10		30.0%			2nd Half: 1-10		10.0%			Game: 4-20			20.0%			Rebounds			3			3			3			3			3			3						
FT % 1st Half: 7-9		77.8%			2nd Half: 8-13		61.5%			Game: 15-22			68.2%			Rebounds			3			3			3			3			3			3						

#	Player	Total			3-Ptr			Rebounds			PF	TP	A	TO	Blk	Stl	Min														
		FG-FGA	FG-FGA	FT-FTA	Off	Def	Tot	Off	Def	Tot																					
04	Oscar Frayer	4-5	2-2	3-4	2	7	9	1	13	3	2	2	2	33																	
12	Roberts Blumbergs	0-2	0-2	2-2	0	2	2	2	2	1	1	0	0	19																	
24	Keonta Vernon	1-4	0-0	5-8	0	4	4	5	7	0	0	2	1	13																	
02	Joshua Braun	7-13	4-7	2-4	3	1	4	2	20	0	6	2	0	37																	
11	Casey Benson	4-10	1-2	8-10	1	5	6	2	17	5	4	0	0	34																	
00	Shaq Carr	0-0	0-0	2-2	0	0	0	2	2	1	1	0	0	11																	
01	Fiifi Aidoo	2-2	0-0	0-0	0	0	0	0	4	0	0	0	0	6																	
05	Matt Jackson	0-0	0-0	0-0	0	0	0	0	2	0	1	0	0	4																	
21	Kerwin Smith	0-0	0-0	0-0	0	0	0	0	1	0	0	1	0	2																	
25	Alessandro Lever	1-4	0-2	4-4	0	2	2	1	6	1	3	0	0	17																	
42	Gerard Martin	2-3	0-1	0-0	1	6	7	3	4	2	1	0	2	24																	
TEAM					1			2			29			75			13			21			6			5			200		

Totals		21-43			7-16			26-36			8			29			37			21			75			13			21			6			5			200		
FG % 1st Half: 14-25		56.0%			2nd Half: 7-18		38.9%			Game: 21-43			48.8%			Deadball			Rebounds			1			1			1			1			1						
3FG % 1st Half: 4-10		40.0%			2nd Half: 3-6		50.0%			Game: 7-16			43.8%			Rebounds			1			1			1			1			1			1						
FT % 1st Half: 16-19		84.2%			2nd Half: 10-17		58.8%			Game: 26-36			72.2%			Rebounds			1			1			1			1			1			1						

Officials: Ronnie Hernandez, Ruben Ramos, Marc A. Beasley
Technical Fouls: Robert Morris-None, Grand Canyon-Keonta Vernon.
GCU Arena, Phoenix, AZ Attendance: 6833

Score by Period	1st	2nd	Total	Points	In	Off	2nd	Fast	Bench
Robert Morris	28	33	61	RMU	28	15	13	4	22
Grand Canyon	48	27	75	GCU	26	19	10	15	16

Last FG - RMU 2nd-00:39, GCU 2nd-01:24
Largest lead - RMU by 31 1st-14:39, GCU by 25 2nd-14:08
RMU led for 03:13, GCU led for 33:42. Game was tied for 02:51.
Score Tied - 6 times
Lead Changed - 7 times

GAME 3: GCU 76, LITTLE ROCK 51

Official Box Score -- Game Totals -- Final Statistics
Little Rock vs. Grand Canyon
11/18/2017 7:09 p.m. at Phoenix, AZ

#	Player	Total			3-Ptr			Rebounds			PF	TP	A	TO	Blk	Stl	Min		
		FG-FGA	FG-FGA	FT-FTA	Off	Def	Tot	Off	Def	Tot									
05	Oliver Black	0-3	0-0	5-6	1	4	5	4	5	1	1	0	0	28					
10	Jaizec Lottie	2-8	0-2	0-1	0	2	2	2	4	0	3	0	0	27					
11	Cameron Reedus	3-8	1-3	1-2	1	1	2	1	8	1	2	0	2	21					
20	K.J. Gilmore	0-3	0-1	0-0	0	0	0	1	0	1	2	1	1	14					
24	Ben Marcus	3-4	0-0	2-4	2	3	5	3	8	0	1	0	1	19					
01	Andre Jones	4-15	1-4	2-2	2	0	2	3	11	0	2	0	1	29					
03	Cameron Corcoran	1-1	1-1	4-4	0	0	0	1	7	1	0	0	0	8					
13	Cezanne Carson	0-1	0-1	0-0	0	0	0	0	0	0	0	0	0	7					
14	Damir Hadzic	0-1	0-1	0-0	0	1	1	1	0	0	0	0	0	3					
15	Khari Harley	0-2	0-1	2-2	1	1	2	4	2	0	1	0	0	4					
23	Wady Mompremier	0-1	0-1	0-0	0	2	2	0	0	2	0	2	0	10					
30	Anthony Black	1-6	0-3	0-0	1	2	3	1	2	0	2	0	1	16					
32	Kris Bankston	1-2	0-0	2-5	2	2	4	2	4	0	0	1	0	14					
TEAM					2			4			6			16			200		

Totals		15-55			3-18			18-26			12			22			34			25			51			4			16			2			8			200		
FG % 1st Half: 8-31		25.8%			2nd Half: 7-24		29.2%																																	



GAME 5: SAN DIEGO 72, GCU 62

Official Box Score -- Game Totals -- Final Statistics
University of San Diego vs. Grand Canyon
11/25/2017 7:09 p.m. at Phoenix, AZ

Box score for Game 5: San Diego 72, GCU 62. Includes player stats for San Diego and Grand Canyon, and team totals.

Box score for Game 5: San Diego 72, GCU 62. Includes player stats for San Diego and Grand Canyon, and team totals.

Officials: Tom Nally, Rob Rorker, Brad Gaston
Technical Fouls: University of San Diego-Isaiah Pinediro TEAM, Grand Canyon-None.
GCU Arena, Phoenix, AZ Attendance: 7397

Score by Period table for Game 5.

Last FG - USD 2nd-00:10, GCU 2nd-00:58
Largest lead - USD by 12 2nd-00:10, GCU by 7 2nd-12:28
USD led for 2:40. GCU led for 11:23. Game was tied for 06:57.

GAME 6: GCU 68, UC RIVERSIDE 56

Official Box Score -- Game Totals -- Final Statistics
UC Riverside vs. Grand Canyon
12/2/2017 7:09 p.m. at Phoenix, AZ

Box score for Game 6: GCU 68, UC Riverside 56. Includes player stats for UC Riverside and Grand Canyon, and team totals.

Box score for Game 6: GCU 68, UC Riverside 56. Includes player stats for UC Riverside and Grand Canyon, and team totals.

Officials: Jimmy Casas, Mark Cook, Jeff Wooten
Technical Fouls: UC Riverside-Chance Murray, Grand Canyon-None.
GCU Arena, Phoenix, AZ Attendance: 6844

Score by Period table for Game 6.

Last FG - UCR 2nd-00:55, GCU 2nd-00:37
Largest lead - UCR by 1 1st-14:37, GCU by 16 2nd-07:54
UCR led for 01:13. GCU led for 38:10. Game was tied for 00:37.

GAME 7: ST. JOHN'S 68, GCU 60

Official Box Score -- Game Totals -- Final Statistics
Saint John's (NY) vs. Grand Canyon
12/5/2017 9:35 p.m. at Phoenix, AZ

Box score for Game 7: St. John's 68, GCU 60. Includes player stats for Saint John's and Grand Canyon, and team totals.

Box score for Game 7: St. John's 68, GCU 60. Includes player stats for Saint John's and Grand Canyon, and team totals.

Officials: Paul Janssen, Brooks Wells, Chance Moore
Technical Fouls: Saint John's (NY)-None, Grand Canyon-None.
Phoenix, AZ Attendance: 8907

Score by Period table for Game 7.

Last FG - SJU 2nd-01:24, GCU 2nd-01:53
Largest lead - SJU by 16 2nd-06:57, GCU by 3 1st-17:50
SJU led for 36:29. GCU led for 02:40. Game was tied for 00:51.

GAME 8: GCU 87, GRAMBLING STATE 53

Official Box Score -- Game Totals -- Final Statistics
Grambling State vs. Grand Canyon
12/9/2017 7:09 p.m. at Phoenix, AZ

Box score for Game 8: GCU 87, Grambling State 53. Includes player stats for Grambling State and Grand Canyon, and team totals.

Box score for Game 8: GCU 87, Grambling State 53. Includes player stats for Grambling State and Grand Canyon, and team totals.

Officials: Ronnie Hernandez, Matthew Rukasin, Ryan McDaniel
Technical Fouls: Grambling State-None, Grand Canyon-Casey Benson.
GCU Arena, Phoenix, AZ Attendance: 6829

Score by Period table for Game 8.

Last FG - GRAM 2nd-00:43, GCU 2nd-00:21
Largest lead - GRAM by 2 1st-18:53, GCU by 38 2nd-06:44
GRAM led for 00:15. GCU led for 38:38. Game was tied for 01:07.

OUTLOOK

REVIEW

MEET THE LOPES

THIS IS GCU

HISTORY

REVIEW

| GAME CAPSULES

GAME 9: GCU 64, NC CENTRAL 59

Official Box Score - Game Totals - Final Statistics
North Carolina Central University vs. Grand Canyon
12/11/2017 7:09 p.m. at Phoenix, AZ

#	Player	Total			3-Ptr			Rebounds			PF	TP	A	TO	Blk	Stl	Min
		FG-FGA	FG-FGA	FT-FTA	Off	Def	Tot	Off	Def	Tot							
02	Zacary Douglas	0-1	0-0	0-0	0	1	1	0	0	0	0	0	0	0	0	6	
03	Brandon Goldsmith	2-6	0-1	2-3	0	5	5	2	6	0	0	0	1	3	4	34	
04	Jordan Perkins	0-4	0-0	0-0	0	3	3	4	0	6	5	0	0	0	0	26	
05	Reggie Gardner Jr	3-8	2-4	3-3	0	2	2	0	11	1	1	0	0	0	0	34	
32	Raasean Davis	6-7	0-0	4-6	5	4	9	2	16	2	3	0	0	0	29		
11	Alston Jones	4-8	0-0	2-2	0	0	0	4	10	2	2	0	0	0	26		
13	Pablo Rivas	6-9	1-3	0-0	1	7	8	3	13	0	0	0	1	3	32		
22	Dominique Reid	1-3	0-0	1-2	1	1	2	1	3	0	2	0	0	0	13		
TEAM					1	2	3										
Totals		22-46	3-8	12-16	8	25	33	16	59	11	13	0	3		200		
FG % 1st Half: 11-23		47.8%	2nd Half: 11-23	47.8%	Game: 22-46		47.8%	Deadball									
3FG % 1st Half: 2-5		40.0%	2nd Half: 1-3	33.3%	Game: 3-8		37.5%	Rebounds									
FT % 1st Half: 6-7		85.7%	2nd Half: 6-9	66.7%	Game: 12-16		75.0%										

#	Player	Total			3-Ptr			Rebounds			PF	TP	A	TO	Blk	Stl	Min
		FG-FGA	FG-FGA	FT-FTA	Off	Def	Tot	Off	Def	Tot							
24	Keonta Vernon	F	3-7	0-0	3-6	3	2	5	5	9	0	1	1	0	0	25	
25	Alessandro Lever	F	0-2	0-0	0-0	0	1	1	0	0	1	2	0	0	0	16	
01	Filii Aidoo	G	2-4	2-4	0-0	1	1	2	2	6	2	2	0	1	20		
02	Joshua Braun	G	7-15	3-8	3-3	4	3	7	1	20	1	0	0	0	33		
11	Casey Benson	G	1-8	0-2	4-4	0	7	7	0	6	7	0	0	0	28		
00	Shaq Carr		2-5	0-2	1-1	1	0	1	3	5	4	0	0	1	21		
04	Oscar Frayer		2-4	0-1	0-0	1	0	1	3	4	0	1	0	0	10		
05	Matt Jackson		1-3	0-1	0-0	1	3	4	1	2	0	0	0	0	13		
12	Roberts Blumbergs		3-7	1-4	2-2	2	2	4	0	9	0	0	0	0	15		
42	Gerard Martin		1-4	1-4	0-0	0	1	1	1	3	1	0	0	0	19		
TEAM																	
Totals		22-59	7-26	13-16	13	20	33	16	64	16	6	1	2		200		
FG % 1st Half: 16-32		50.0%	2nd Half: 6-27	22.2%	Game: 22-59		37.3%	Deadball									
3FG % 1st Half: 5-13		38.5%	2nd Half: 2-13	15.4%	Game: 7-26		26.9%	Rebounds									
FT % 1st Half: 1-1		100.0%	2nd Half: 12-15	80.0%	Game: 13-16		81.3%										

Officials: Mike Reed, Steve Olson, David Hall
Technical Fouls: North Carolina Central University-None, Grand Canyon-None.
GCU Arena, Phoenix, AZ Attendance: 6276

Score by Period	1st	2nd	Total
North Carolina Central	30	29	59
Grand Canyon	38	26	64

Last FG - NCCU 2nd-00:44, GCU 2nd-03:29.
Largest lead - NCCU by 4 1st-16:47, GCU by 11 1st-00:55
NCCU led for 03:14, GCU led for 35:16. Game was tied for 01:30.

GAME 10: BOISE STATE 85, GCU 80 (2OT)

Official Box Score - Game Totals - Final Statistics
Grand Canyon vs. Boise State
12/13/2017 7:05 p.m. at Boise, Idaho - Taco Bell Arena
Grand Canyon 80 (7-3)

#	Player	Total			3-Ptr			Rebounds			PF	TP	A	TO	Blk	Stl	Min
		FG-FGA	FG-FGA	FT-FTA	Off	Def	Tot	Off	Def	Tot							
24	Keonta Vernon	F	6-10	0-1	3-3	5	7	12	3	15	2	1	2	0	0	39	
25	Alessandro Lever	F	3-10	1-3	3-4	1	1	2	1	10	1	3	0	0	0	20	
01	Filii Aidoo	G	1-1	1-1	0-0	0	1	1	3	3	1	0	0	0	12		
02	Joshua Braun	G	3-15	2-8	2-4	1	4	5	4	10	3	1	0	2	43		
11	Casey Benson	G	4-16	3-9	5-6	0	7	7	5	16	3	2	0	1	38		
00	Shaq Carr		5-11	1-3	0-0	0	3	3	2	11	5	3	0	0	29		
04	Oscar Frayer		2-5	0-2	2-2	4	5	9	2	6	0	1	1	0	25		
05	Matt Jackson		1-2	0-1	0-0	0	2	2	0	2	1	0	0	0	14		
12	Roberts Blumbergs		2-7	0-2	0-0	1	0	1	5	4	0	3	0	0	10		
21	Kevin Smith		0-0	0-0	0-0	1	0	1	0	0	0	0	0	0	0		
42	Gerard Martin		1-2	1-2	0-0	0	1	1	4	3	0	0	0	0	20		
TEAM					1	2	3										
Totals		28-79	9-32	15-19	14	32	46	29	80	16	14	3	6		250		
FG % 1st Half: 14-33		42.4%	2nd Half: 10-28	35.7%	Game: 28-79		35.4%	Deadball									
3FG % 1st Half: 4-11		36.4%	2nd Half: 3-11	27.3%	Game: 9-32		28.1%	Rebounds									
FT % 1st Half: 4-5		80.0%	2nd Half: 4-5	80.0%	Game: 15-19		78.9%										

#	Player	Total			3-Ptr			Rebounds			PF	TP	A	TO	Blk	Stl	Min
		FG-FGA	FG-FGA	FT-FTA	Off	Def	Tot	Off	Def	Tot							
11	Zach HANEY	F	1-1	0-0	1-2	2	2	4	3	3	0	0	0	0	0	19	
43	Chris SENGELDER	F	4-11	0-6	4-6	2	6	8	2	12	1	3	1	1	45		
02	Lexus WILLIAMS	G	4-4	2-2	2-3	2	4	6	4	12	2	2	0	1	38		
03	Justinian JESSUP	G	5-10	2-6	6-7	0	8	8	2	18	4	2	2	0	47		
15	Chandler HUTCHISON	G	10-23	1-6	6-12	0	11	11	3	27	3	7	0	0	44		
00	Marcus DICKINSON		1-5	0-4	3-5	0	3	3	4	5	0	1	0	1	24		
10	Robin JORCH		1-1	0-0	0-0	0	1	1	0	2	0	0	0	0	6		
33	David WACKER		0-0	0-0	0-0	0	1	1	1	0	0	1	0	0	3		
34	Alex HOBBS		2-4	0-0	2-2	0	2	2	1	6	0	2	0	0	24		
TEAM					1	0	1										
Totals		28-59	5-24	24-37	7	38	45	20	85	10	18	3	3		250		
FG % 1st Half: 10-24		41.7%	2nd Half: 12-25	48.0%	Game: 28-59		47.5%	Deadball									
3FG % 1st Half: 1-10		10.0%	2nd Half: 3-10	30.0%	Game: 5-24		20.8%	Rebounds									
FT % 1st Half: 9-12		75.0%	2nd Half: 6-12	50.0%	Game: 24-37		64.9%										

Officials: Michael Irving, Rick Randall and Dan Nowakowski
Technical Fouls: Grand Canyon-None, Boise State-None.
Boise, Idaho - Taco Bell Arena Attendance: 4629

Score by Period	1st	2nd	OT	OT2	Total
Grand Canyon	36	27	6	11	80
Boise State	30	33	6	16	85

Last FG - GCU OT2-00:48, BSU OT2-00:58.
Largest lead - GCU by 10 1st-09:09, BSU by 7 OT2-02:16
GCU led for 36:09, BSU led for 09:11. Game was tied for 04:40.

GAME 11: GCU 71, MISSISSIPPI VALLEY STATE 38

Official Box Score - Game Totals - Final Statistics
Mississippi Valley State vs. Grand Canyon
12/18/2017 7:00 p.m. at Phoenix, AZ

#	Player	Total			3-Ptr			Rebounds			PF	TP	A	TO	Blk	Stl	Min
		FG-FGA	FG-FGA	FT-FTA	Off	Def	Tot	Off	Def	Tot							
01	Dante Scott	*	5-13	1-1	2-2	3	2	5	0	13	0	2	2	0	33		
03	Jordan Evans	*	3-8	1-1	0-0	0	4	4	4	7	1	4	0	0	25		
10	Emmanuel Ejeh	*	0-4	0-0	0-0	1	2	3	2	0	1	2	0	0	22		
15	Gemaal Davis	*	1-6	0-0	2-2	0	1	1	2	4	0	0	0	2	23		
23	Lacurtis Allen	*	0-0	0-0	1-2	0	0	0	1	1	0	1	0	0	6		
00	Jeffery Eves		0-1	0-1	0-0	0	0	0	1	0	0	0	0	0	6		
05	Tereke Eckwood		1-8	0-0	2-2	0	4	4	2	4	0	1	0	0	21		
11	Kylan Phillips		0-1	0-0	0-0	0	1	1	2	0	0	0	0	1	6		
12	Lorenzo Hunt		0-1	0-0	0-0	0	0	0	1	0	0	0	0	0	9		
20	Davere Creighton		0-0	0-0	1-2	0	1	1	0	1	0	1	0	0	7		
21	Ariaz Anakwenze		3-4	0-1	0-2	2	2	4	4	6	1	2	1	21			
22	Nate Nahimi		0-2	0-0	0-1	0	0	0	3	0	1	0	0	13			
24	Henry Taylor		1-2	0-0	0-2	0	0	0	0	2	0	0	0	1	3		
32	Kaleb Allison		0-1	0-0	0-0	0	0	0	1	0	0	0	0	0	5		
TEAM					3	4	7										
Totals		14-51	2-4	8-15	9	21	30	23	38	4	14	4	5		200		
FG % 1st Half: 8-29		27.6%	2nd Half: 6-22	27.3%	Game: 14-51		27.5%	Deadball									
3FG % 1st Half: 1-1		100.0%	2nd Half: 1-3	33.3%	Game: 2-4		50.0%	Rebounds									
FT % 1st Half: 2-2		100.0%	2nd Half: 6-13	46.2%	Game: 8-15		53.0%										

#

REVIEW

| GAME CAPSULES

GAME 17: NEW MEXICO STATE 70, GCU 59

Official Box Score -- Game Totals -- Final Statistics
New Mexico State vs. Grand Canyon
1/11/2018 7:09 p.m. at Phoenix, Ariz.
New Mexico State 70 (14-3, 2-0)

#	Player	Total			3-Ptr			Rebounds			PF	TP	A	TO	Blk	Stl	Min
		FG-FGA	FG-FGA	FT-FTA	FG-FGA	FG-FGA	FT-FTA	Off	Def	Tot							
10	Jemerrio Jones	3-9	0-2	0-0	4	11	15	0	6	3	1	0	0	0	0	23	
11	Johnathon Wilkins	2-4	1-3	1-2	2	1	3	1	6	1	1	0	0	0	15		
12	Aj Harris	5-11	1-2	0-0	0	6	6	3	11	2	0	0	0	0	29		
13	Sidy Ndri	1-4	0-1	1-2	1	2	3	3	3	0	1	0	0	0	19		
23	Zach Lofton	8-15	3-6	10-10	2	3	5	2	29	2	7	0	0	0	37		
00	Keyon Jones	1-1	0-0	0-0	0	1	1	3	2	0	2	0	1	1	13		
01	Shunn Buchanan	0-1	0-0	0-0	0	1	1	3	0	1	2	0	1	1	14		
03	Gabe Hadley	0-0	0-0	0-0	0	1	1	0	0	0	0	0	0	0	6		
22	Eli Chuha	4-5	0-1	1-3	0	4	4	2	9	1	3	0	0	0	24		
35	Johnny McCants	2-6	0-0	0-2	4	5	9	0	4	1	0	1	1	2	20		
TEAM					1	1	2			1							
Totals		26-56	5-15	13-19	14	36	50	17	70	11	18	1	3		200		
FG % 1st Half: 16-28		57.1%	2nd Half: 10-28	35.7%	Game: 26-56		46.4%	Deadball Rebounds									
3FG % 1st Half: 3-7		42.9%	2nd Half: 2-8	25.0%	Game: 5-15		33.3%	Rebounds									
FT % 1st Half: 2-3		66.7%	2nd Half: 11-16	68.8%	Game: 13-19		68.4%	Totals									

#	Player	Total			3-Ptr			Rebounds			PF	TP	A	TO	Blk	Stl	Min
		FG-FGA	FG-FGA	FT-FTA	FG-FGA	FG-FGA	FT-FTA	Off	Def	Tot							
04	Oscar Frayer	2-8	1-4	0-0	1	3	4	2	5	2	2	1	3	3	33		
24	Keonta Vernon	6-15	0-0	0-0	6	6	12	2	12	2	0	2	0	24			
25	Alessandro Lever	4-9	0-2	1-1	0	1	1	4	9	1	1	1	1	19			
02	Joshua Braun	4-9	2-5	5-8	0	2	2	15	2	2	0	0	0	34			
11	Casey Benson	2-7	1-4	4-4	0	1	1	2	9	2	0	0	0	32			
00	Shaq Carr	0-1	0-0	0-0	0	0	0	1	0	0	2	0	0	11			
01	Fifi Aidoo	1-5	1-4	0-0	0	0	0	1	3	1	0	0	1	9			
05	Matt Jackson	1-4	0-2	0-0	0	1	1	0	2	2	0	0	1	9			
12	Roberts Blumbergs	1-1	0-0	0-0	0	0	0	0	2	0	0	0	0	4			
42	Gerard Martin	1-5	0-3	0-0	0	2	2	3	2	1	0	0	2	25			
TEAM					0	2	2			1							
Totals		22-64	5-24	10-13	7	18	25	17	59	13	7	4	8		200		
FG % 1st Half: 13-29		44.8%	2nd Half: 9-35	25.7%	Game: 22-64		34.4%	Deadball Rebounds									
3FG % 1st Half: 4-10		40.0%	2nd Half: 1-14	7.1%	Game: 5-24		20.8%	Rebounds									
FT % 1st Half: 7-9		77.8%	2nd Half: 3-4	75.0%	Game: 10-13		76.9%	Totals									

Officials: David Hall, Michael Irving, Eric Anderson
Technical Fouls: New Mexico State-None, Grand Canyon-None.
GCU Arena, Phoenix, Ariz. Attendance: 7521

Score by Period	1st	2nd	Total
New Mexico State	37	33	70
Grand Canyon	37	22	59

Last FG - NMSU 2nd-00:33.GCU 2nd-00:09.
Largest lead - NMSU by 13 1st-08:36. GCU by 4 2nd-15:34
Score Tied - 3 times
Lead Changed - 1 times

GAME 18: GCU 84, UT RIO GRANDE VALLEY 71

Official Box Score -- Game Totals -- Final Statistics
UT Rio Grande Valley vs. Grand Canyon
1/13/2018 7:09 p.m. at Phoenix, Ariz.
UT Rio Grande Valley 71 (10-9, 2-1)

#	Player	Total			3-Ptr			Rebounds			PF	TP	A	TO	Blk	Stl	Min
		FG-FGA	FG-FGA	FT-FTA	FG-FGA	FG-FGA	FT-FTA	Off	Def	Tot							
03	Terry Winn	3-7	0-0	2-4	3	6	9	4	8	1	2	0	1	1	19		
04	Nick Dixon	5-12	0-3	18-21	2	3	5	1	28	0	0	1	1	31			
13	Law Stallworth	1-5	0-2	3-3	1	2	3	4	5	3	0	0	0	19			
23	Dan Kimasa	1-3	0-0	0-0	0	0	0	0	2	2	0	0	0	14			
25	Xavier McDaniel Jr.	2-7	0-1	2-3	0	1	1	3	6	0	1	0	1	22			
00	Greg Bowie	3-7	2-3	0-0	1	1	2	2	8	0	0	0	0	12			
10	Moe McDonald	1-4	0-2	0-0	1	1	2	5	2	0	1	0	0	16			
11	Lesley Varner Jr.	1-3	1-3	1-1	0	0	0	1	4	0	0	1	0	11			
14	Javon Lev	0-3	0-0	1-2	0	2	2	2	1	4	3	0	2	23			
20	Johny Cmgorac	1-2	0-0	0-0	0	2	2	1	2	0	0	0	0	12			
21	Mike Hoffman	1-4	1-1	2-2	0	0	0	3	5	0	1	0	0	12			
32	Adonis Rwabigwi	0-0	0-0	0-0	1	1	2	0	0	0	2	0	0	9			
TEAM					1	2	3										
Totals		19-57	4-15	29-36	10	21	31	28	71	8	10	2	5		200		
FG % 1st Half: 9-29		31.0%	2nd Half: 10-28	35.7%	Game: 19-57		33.3%	Deadball Rebounds									
3FG % 1st Half: 2-9		22.2%	2nd Half: 2-6	33.3%	Game: 4-15		26.7%	Rebounds									
FT % 1st Half: 9-11		81.8%	2nd Half: 20-25	80.0%	Game: 29-36		80.6%	Totals									

#	Player	Total			3-Ptr			Rebounds			PF	TP	A	TO	Blk	Stl	Min
		FG-FGA	FG-FGA	FT-FTA	FG-FGA	FG-FGA	FT-FTA	Off	Def	Tot							
04	Oscar Frayer	2-5	0-2	0-0	1	5	6	1	4	0	2	1	1	20			
24	Keonta Vernon	5-11	0-0	0-0	3	4	11	15	4	13	1	2	2	32			
25	Alessandro Lever	2-6	0-2	2-2	0	2	2	3	6	2	2	1	1	21			
02	Joshua Braun	5-9	3-5	7-8	3	1	4	1	20	3	2	1	2	29			
11	Casey Benson	2-5	2-3	4-6	0	0	0	4	10	2	3	0	0	27			
00	Shaq Carr	1-1	0-0	0-0	1	0	1	3	2	3	2	0	0	17			
01	Fifi Aidoo	2-3	0-1	0-1	0	0	0	2	4	1	1	0	1	14			
10	Darnari Milstead	0-2	0-1	0-0	1	0	1	1	0	1	2	0	1	11			
12	Roberts Blumbergs	6-11	2-6	11-13	3	5	8	4	25	2	2	0	0	18			
21	Kevin Smith	0-0	0-0	0-0	0	0	0	0	0	0	0	0	0	0			
42	Gerard Martin	0-2	0-1	0-0	0	3	3	5	0	1	0	0	0	11			
TEAM					2	3	5										
Totals		25-55	7-21	27-34	15	30	45	28	84	16	18	5	6		200		
FG % 1st Half: 14-33		42.4%	2nd Half: 11-22	50.0%	Game: 25-55		45.5%	Deadball Rebounds									
3FG % 1st Half: 3-13		23.1%	2nd Half: 4-8	50.0%	Game: 7-21		33.3%	Rebounds									
FT % 1st Half: 8-12		66.7%	2nd Half: 19-22	86.4%	Game: 27-34		79.4%	Totals									

Officials: Brad Fowler, Dan Dorian, James Ford
Technical Fouls: UT Rio Grande Valley-None, Grand Canyon-Keonta Vernon.
GCU Arena, Phoenix, Ariz. Attendance: 7222

Score by Period	1st	2nd	Total
UT Rio Grande Valley	29	42	71
Grand Canyon	39	45	84

Last FG - UTRGV 2nd-00:50.GCU 2nd-02:43.
Largest lead - UTRGV None. GCU by 23 2nd-10:44
Score Tied - 1 times
Lead Changed - 1 times

GAME 19: GCU 86, CHICAGO STATE 58

Official Box Score -- Game Totals -- Final Statistics
Grand Canyon vs. Chicago State
1/18/2018 6:05 p.m. at Jones Convocation Center - Chicago, IL
Grand Canyon 86 (13-6, 3-1 WAC)

#	Player	Total			3-Ptr			Rebounds			PF	TP	A	TO	Blk	Stl	Min
		FG-FGA	FG-FGA	FT-FTA	FG-FGA	FG-FGA	FT-FTA	Off	Def	Tot							
02	Joshua Braun	9-14	3-5	2-2	3	3	6	5	23	1	2	0	2	23			
04	Oscar Frayer	0-3	0-2	0-2	3	3	6	2	0	1	2	0	0	25			
11	Casey Benson	1-6	0-2	0-0	1	2	3	0	2	6	0	0	0	27			
24	Keonta Vernon	4-8	0-0	1-2	1	6	7	4	9	4	3	1	0	31			
25	Alessandro Lever	11-14	2-3	4-6	2	6	8	4	28	2	2	0	0	24			
00	Shaq Carr	1-1	0-0	0-0	0	2	2	1	2	4	2	0	0	20			
01	Fifi Aidoo	2-7	1-4	0-0	1	0	1	1	5	1	1	0	2	13			
05	Matt Jackson	1-3	0-0	0-0	0	1	1	1	2	0	0	0	2	7			
10	Darnari Milstead	1-2	0-0	4-4	1	1	2	1	6	1	2	0	2	11			
12	Roberts Blumbergs	2-2	1-1	1-2	2	2	4	1	6	0	1	0	0	11			
13	Ibrahim Sankare	0-0	0-0	0-0	0	0	0	0	0	0	1	0	0	1			
21	Kevin Smith	0-0	0-0	0-0	0	1	1	0	0	0	0	0	0	1			
42	Gerard Martin	1-4	0-3	1-2	2	0	0	3	0	1	0	0	0	6			
TEAM					2	1	3										
Totals		33-64	7-20	13-20	16	28	44	20	86	20	17	1	8		200		
FG % 1st Half: 17-37		45.9%	2nd Half: 16-27	59.3%	Game: 33-64		51.6%	Deadball Rebounds									
3FG % 1st Half: 1-10		10.0%	2nd Half: 6-10	60.0%	Game: 7-20		35.0%	Rebounds									
FT % 1st Half: 5-8		62.5%	2nd Half: 8-12	66.7%	Game: 13-20		65.0%	Totals									



GAME 21: GCU 96, WILLIAM JESSUP 80

Official Box Score -- Game Totals -- Final Statistics
William Jessup vs. Grand Canyon
12/23/2018 7:09 p.m. at Phoenix, AZ

William Jessup 80 (15-6) Total FG-FGA 3-Ptr FG-FGA FT-FTA Rebounds Off Def Tot PF TP A TO Blk Stl Min

Grand Canyon 96 (15-6) Total FG-FGA 3-Ptr FG-FGA FT-FTA Rebounds Off Def Tot PF TP A TO Blk Stl Min

Score by Period 1st 2nd Total William Jessup 43 37 80 Grand Canyon 46 50 96

Points WJU 32 GCU 34 In Paint 13 14 Off T/O 10 14 2nd Chance 10 6 Fast Break 12 7 Bench 9 25

GAME 22: UTAH VALLEY 68, GCU 56

Official Box Score -- Game Totals -- Final Statistics
Grand Canyon vs. Utah Valley
12/23/2018 3:00 p.m. at Orem, Utah (UCCU Center)

Grand Canyon 56 (15-7, 4-2) Total FG-FGA 3-Ptr FG-FGA FT-FTA Rebounds Off Def Tot PF TP A TO Blk Stl Min

Utah Valley 68 (16-6, 5-1) Total FG-FGA 3-Ptr FG-FGA FT-FTA Rebounds Off Def Tot PF TP A TO Blk Stl Min

Score by Period 1st 2nd Total Grand Canyon 24 32 56 Utah Valley 30 38 68

Points GCU 34 UVU 30 In Paint 28 21 Off T/O 11 11 2nd Chance 7 4 Fast Break 9 21 Bench 9 21

GAME 23: GCU 79, KANSAS CITY 62

Official Box Score -- Game Totals -- Final Statistics
UMKC vs. Grand Canyon
2/1/2018 7:09 p.m. at Phoenix, AZ

UMKC 62 (6-18, 1-6) Total FG-FGA 3-Ptr FG-FGA FT-FTA Rebounds Off Def Tot PF TP A TO Blk Stl Min

Grand Canyon 79 (16-7, 5-2) Total FG-FGA 3-Ptr FG-FGA FT-FTA Rebounds Off Def Tot PF TP A TO Blk Stl Min

Score by Period 1st 2nd Total UMKC 28 34 62 Grand Canyon 39 40 79

Points UMKC 30 GCU 40 In Paint 16 14 Off T/O 18 13 2nd Chance 4 6 Fast Break 9 25

GAME 24: GCU 89, CHICAGO STATE 55

Official Box Score -- Game Totals -- Final Statistics
Chicago State vs. Grand Canyon
2/3/2018 7:09 p.m. at Phoenix, AZ

Chicago State 55 (2-23, 0-8) Total FG-FGA 3-Ptr FG-FGA FT-FTA Rebounds Off Def Tot PF TP A TO Blk Stl Min

Grand Canyon 89 (17-7, 6-2) Total FG-FGA 3-Ptr FG-FGA FT-FTA Rebounds Off Def Tot PF TP A TO Blk Stl Min

Score by Period 1st 2nd Total Chicago State 24 4 28 Grand Canyon 36 53 89

Points CHS 24 GCU 36 In Paint 4 31 Off T/O 4 10 2nd Chance 8 2 Fast Break 2 39

OUTLOOK

REVIEW

MEET THE LOPES

THIS IS GCU

HISTORY



OUTLOOK

REVIEW

MEET THE LOPES

THIS IS GCU

HISTORY

GAME 29: GCU 60, UTAH VALLEY 59

Official Box Score -- Game Totals -- Final Statistics
Utah Valley vs. Grand Canyon
2/24/2018 7:00 p.m. at Phoenix, AZ
Utah Valley 59 (20-9, 9-4)

Box score table for Game 29 showing player stats for Utah Valley and Grand Canyon, including FG, FT, Rebounds, and PF.

FG % 1st Half: 11.25 44.0% 2nd Half: 12.25 48.0%
3FG % 1st Half: 2-8 25.0% 2nd Half: 1-5 20.0%
FT % 1st Half: 4-6 66.7% 2nd Half: 6-11 54.5%

Box score table for Game 29 showing player stats for Grand Canyon, including FG, FT, Rebounds, and PF.

FG % 1st Half: 11-33 33.3% 2nd Half: 11-26 42.3%
3FG % 1st Half: 3-14 21.4% 2nd Half: 3-10 30.0%
FT % 1st Half: 4-8 50.0% 2nd Half: 6-8 75.0%

Officials: Dan Nowakowski, Martin Chichoki, Toby Doolittle
Technical Fouls: Utah Valley-TEAM, Grand Canyon-Keonta Vernon TEAM.
GCU Arena, Phoenix, AZ Attendance: 7179

Score by Period table for Game 29 showing 1st, 2nd, and Total scores for both teams.

Last FG - UVU 2nd-00:41, GCU 2nd-02:16.
Largest lead - UVU by 5 1st:07:15, GCU by 10 2nd:09:52
UVU led for 10:04, GCU led for 25:14, Game was tied for 04:42.

GAME 31: GCU 77, KANSAS CITY 74

Official Box Score -- Game Totals -- Final Statistics
UMKC vs. Grand Canyon
3/8/2018 12:00 p.m. at Las Vegas, Nev. (Orleans Arena)
UMKC 74 (11-22, 5-9 WAC)

Box score table for Game 31 showing player stats for UMKC and Grand Canyon, including FG, FT, Rebounds, and PF.

FG % 1st Half: 13-29 44.8% 2nd Half: 11-25 44.0%
3FG % 1st Half: 5-13 38.5% 2nd Half: 2-9 22.2%
FT % 1st Half: 11-13 84.6% 2nd Half: 8-12 66.7%

Box score table for Game 31 showing player stats for UMKC, including FG, FT, Rebounds, and PF.

FG % 1st Half: 13-36 36.1% 2nd Half: 11-24 45.8%
3FG % 1st Half: 5-14 35.7% 2nd Half: 0-7 0.0%
FT % 1st Half: 11-15 73.3% 2nd Half: 15-20 75.0%

Officials: Ronnie Hernandez, D.G. Nelson, Rick Batsell
Technical Fouls: UMKC-None, Grand Canyon-Keonta Vernon.
Las Vegas, Nev. (Orleans Arena) Attendance: 0
2017-2018 WAC Quarterfinal #1

Score by Period table for Game 31 showing 1st, 2nd, and Total scores for both teams.

Last FG - UMKC 2nd-00:29, GCU 2nd-01:05.
Largest lead - UMKC by 16 1st:13:32, GCU by 5 2nd:10:08
UMKC led for 28:24, GCU led for 06:01, Game was tied for 05:35.

GAME 30: GCU 81, CSU BAKERSFIELD 68

Official Box Score -- Game Totals -- Final Statistics
CSU Bakersfield vs. Grand Canyon
3/3/2018 7:17 p.m. at Phoenix, AZ
CSU Bakersfield 68 (12-17, 5-9)

Box score table for Game 30 showing player stats for CSU Bakersfield and Grand Canyon, including FG, FT, Rebounds, and PF.

FG % 1st Half: 10-30 33.3% 2nd Half: 13-28 46.4%
3FG % 1st Half: 2-12 16.7% 2nd Half: 4-12 33.3%
FT % 1st Half: 6-9 66.7% 2nd Half: 10-12 83.3%

Box score table for Game 30 showing player stats for Grand Canyon, including FG, FT, Rebounds, and PF.

FG % 1st Half: 10-25 40.0% 2nd Half: 14-27 51.9%
3FG % 1st Half: 4-11 36.4% 2nd Half: 6-9 66.7%
FT % 1st Half: 11-14 78.6% 2nd Half: 12-17 70.6%

Officials: Jeff Wooten, Wilson Holland, Brent Meaux
Technical Fouls: CSU Bakersfield-None, Grand Canyon-TEAM.
GCU Arena, Phoenix, AZ Attendance: 7372

Score by Period table for Game 30 showing 1st, 2nd, and Total scores for both teams.

Last FG - CSUB 2nd-00:09, GCU 2nd-02:34.
Largest lead - CSUB by 3 1st:19:46, GCU by 19 2nd-01:41
CSUB led for 00:33, GCU led for 37:59, Game was tied for 01:28.

GAME 32: GCU 75, UTAH VALLEY 60

Official Box Score -- Game Totals -- Final Statistics
Grand Canyon vs. Utah Valley
3/9/2018 6:00 p.m. at Las Vegas, Nev. (Orleans Arena)
Grand Canyon 75 (22-10, 9-5 WAC)

Box score table for Game 32 showing player stats for Grand Canyon and Utah Valley, including FG, FT, Rebounds, and PF.

FG % 1st Half: 17-31 54.8% 2nd Half: 8-27 29.6%
3FG % 1st Half: 5-8 62.5% 2nd Half: 1-8 12.5%
FT % 1st Half: 2-4 50.0% 2nd Half: 17-22 77.3%

Box score table for Game 32 showing player stats for Grand Canyon, including FG, FT, Rebounds, and PF.

FG % 1st Half: 11-31 35.5% 2nd Half: 11-31 35.5%
3FG % 1st Half: 1-9 11.1% 2nd Half: 2-10 20.0%
FT % 1st Half: 4-6 66.7% 2nd Half: 9-18 50.0%

Officials: Chris Rastatter, Bob Staffen, Shawn Lehig
Technical Fouls: Grand Canyon-None, Utah Valley-Ben Nakwaasah Brandon Randolph.
Las Vegas, Nev. (Orleans Arena) Attendance: 0
2018 WAC Semifinal

Score by Period table for Game 32 showing 1st, 2nd, and Total scores for both teams.

Last FG - GCU 2nd-02:15, UVU 2nd-00:34.
Largest lead - GCU by 18 1st:10:52, UVU None
GCU led for 39:18, UVU led for 00:00, Game was tied for 00:42.

VCU

VCU

VCU



MEET THE 3 LEOPARDS

THE LOPES | ROSTER



2018 NUMERICAL ROSTER

NO.	NAME	POS.	HT.	WT.	YR.	HOMETOWN	HIGH SCHOOL	PREV. SCHOOL	PRONUNCIATION
0	J.J. Rhymes	G	6-4	205	Jr.	Phoenix, Ariz.	Shadow Mountain	Hutchinson CC	
1	Isiah Brown	G	6-2	175	Jr.	Lynnwood, Wash.	Lakeside	Northwestern	
2	Trey Drechsel	G	6-6	205	R-Sr.	Woodinville, Wash.	Cedar Park Christian	Western Washington	DREX-ul
3	Brent Hibbits	F	6-8	210	Jr.	Hudsonville, Mich.	Hudsonville	Michigan	HIB-its
4	Oscar Frayer	F	6-7	190	Jr.	Oakland, Calif.	Moreau Catholic		FRAY-er
5	Matt Jackson	F	6-8	230	R-Sr.	Melbourne, Australia	Diamond Valley		
11	Damari Milstead	G	6-2	160	So.	Hayward, Calif.	Moreau Catholic		MILL-sted
12	Roberts Blumbergs	F	6-10	220	So.	Ventspils, Latvia	GBA (Prague)		BLUM-bergs
15	Raef Gerdes	F	6-7	185	Fr.	Lee's Summit, Mo.	Summit Christian		RAYF GERD-es
22	Caleb Holifield	G	6-2	185	Fr.	Duluth, Ga.	The Walker School		HOLY-field
23	Carlos Johnson	G	6-3	215	Jr.	Centralia, Ill.	Findlay Prep	Washington	
24	Tim Finke	G	6-6	195	Fr.	Champaign, Ill.	Champaign Central		FEENK-ee
25	Alessandro Lever	F	6-10	230	So.	Bolzano, Italy	Grissin Bon Reggio Emilia		LAY-ver
35	Quinn Smith	G	6-6	205	Fr.	Brooklyn Park, Minn.	Maranatha Christian		
42	Gerard Martin	G	6-7	225	R-Sr.	Manly, Australia	Australian Institute of Sport		jared
43	Michael Finke	F	6-10	235	R-Sr.	Champaign, Ill.	Centennial	Illinois	FEENK-ee

Head Coach Dan Majerle | *Central Michigan (1988), 6th Season*

MAR-lee

Associate Head Coach Louis Wilson

Assistant Coach Cris Crevelone | **Assistant Coach** T.J. Benson | **Grad Assistant** Dylan Hidalgo

Special Assistant to the Head Coach Johnny Hill | **Director of Operations** Jesse Parker | **Video Coordinator** Matt Lopez

HOME STATE

Illinois	3
Washington	2
California	2
Arizona	1
Georgia	1
Michigan	1
Minnesota	1
Missouri	1

CLASS BREAKDOWN

Freshmen	4
Sophomores	3
Juniors	5
Seniors	4

HOME COUNTRY

United States	12
Australia	2
Italy	1
Latvia	1



| BROADCAST ROSTER

OUTLOOK

REVIEW

MEET THE LOPES

THIS IS GCU

HISTORY



0

J.J. RHYMES

G • 6-4 • 205 • Jr.
Phoenix, Ariz.



1

TSTIAH BROWN

G • 6-2 • 175 • Jr.
Lynnwood, Wash.



2

TREY DRECHSEL

G • 6-6 • 205 • R-Sr.
Woodinville, Wash.



3

BRENT HIBBITTS

F • 6-8 • 210 • Jr.
Hudsonville, Mich.



4

OSCAR FRAYER

F • 6-6 • 190 • Jr.
Oakland, Calif.



5

MATT JACKSON

F • 6-8 • 230 • R-Sr.
Melbourne, Australia



11

DAMARI MILSTEAD

G • 6-2 • 160 • So.
Hayward, Calif.



12

ROBERTS BLUMBERGS

F • 6-10 • 220 • So.
Ventspils, Latvia



15

RAEF GERDES

F • 6-7 • 180 • Fr.
Lee's Summit, Mo.



22

CALEB HOLIFIELD

G • 6-2 • 180 • Fr.
Duluth, Ga.



23

CARLOS JOHNSON


G • 6-3 • 215 • Jr.
Centralia, Ill.



24

TIM FINKE

F • 6-6 • 195 • Fr.
Champaign, Ill.



25

ALESSANDRO LEVER

F • 6-10 • 230 • So.
Bolzano, Italy



35

QUINN SMITH

G • 6-6 • 205 • Fr.
Brooklyn Park, Minn.



42

GERARD MARTIN

G • 6-7 • 225 • R-Sr.
Manly, Australia



43

MICHAEL FINKE

F • 6-10 • 230 • R-Sr.
Champaign, Ill.



DAN MAJERLE

Head Coach
6th Season



LOUIS WILSON

Associate Head Coach
1st Season



CHRIS CREVELONE

Assistant Coach
6th Season



T.J. BENSON

Assistant Coach
5th Season



JOHNNY HILL

Special Assistant
2nd Season



DYLAN HIDALGO

Graduate Assistant
1st Season

THE LOPES

| HEAD COACH DAN MAJERLE

OUTLOOK

REVIEW

MEET THE LOPES

THIS IS GCU

HISTORY

40



THE MAJERLE FILE

COLLEGE COACHING RECORD

Year	Team / School	Record
2013-14	Grand Canyon	15-15
2014-15	Grand Canyon	17-15
2015-16	Grand Canyon	27-7
2016-17	Grand Canyon	22-9
2017-18	Grand Canyon	22-12

Record at GCU: 103-58 (.640)
Overall Record: 103-58 (.640)

BY THE NUMBERS

18 ALL-CONFERENCE SELECTIONS

103 VICTORIES AT GCU

.640 WIN PERCENTAGE

70 WINS AT GCU ARENA

14 NBA SEASONS

11.4 POINTS PER GAME (NBA) - 955 GAMES

Dan Majerle, a former NBA All-Star and Olympian, enters his sixth season at the helm of GCU men's basketball in 2018-19 after taking over the program on March 18, 2013, as the 13th head coach in Lopes history.

It has been quite an impressive run in the Valley for the former Phoenix Suns star, broadcaster and assistant coach. In five years at GCU, Majerle has amassed 103 wins and four postseason berths on the sideline. His teams have posted the 22nd-best winning percentage (.717) in Division I over the past three seasons. In 2017-18, the Lopes came within one win of a NCAA tournament berth in their first season of full Division I postseason eligibility.

Majerle has made his mark with teams that have won at least 22 games in each of the past three seasons and five top-three finishes in the WAC. Majerle also has attracted many high-profile opponents during his tenure, including Kentucky, Duke, Arizona, Nevada and a home-and-home series with Louisville.

Behind Majerle's presence and a rising team, GCU Arena has been among the fullest venues in college basketball in recent years. In 2017-18, GCU ranked 14th in Division I for attendance capacity percentage (99.6) and led the WAC with 6.973 fans per game. The average attendance has increased every season as a Division I program, including a spike of 3,343 fans for Majerle's first season -- a 325 percent bump from the previous season. In 2016-17, GCU ranked in the top 10 for attendance among schools with less than a 10,000-seat capacity.

Majerle completed his first year at GCU in 2013-14 by being named a finalist for the Joe B. Hall Award, which is given to the most outstanding first-year Division I head coach. He had guided the team to a 15-15 record in its first year of reclassification to Division I. The Lopes, tabbed to finish eighth in the WAC, used a 10-6 conference mark to claim third place. GCU also received a bid to its first Division I postseason tourney, the CollegeInsider.com Postseason Tournament.

Before starting his tenure at GCU, Majerle spent five seasons (2008-13) as an assistant coach and four years as a broadcast analyst (2002-06) with the NBA's Phoenix Suns. "Thunder Dan" is one of the most popular figures in Suns history, having been inducted into the Suns Ring of Honor in 2003 for his eight playing seasons (1988-95, 2001-02) with Phoenix.

Majerle played 14 seasons in the NBA and averaged 11.4 points over 955 career games. He made three All-Star appearances and was named to the 1990-91 and 1992-93 All-Defensive second team. He led the league in 3-pointers made (192) in 1993-94.

Majerle, the 14th overall selection in the 1988 NBA Draft by the Suns, was runner-up by one vote to the Indiana Pacers' Detlef Schrempf for the NBA Sixth Man Award in 1990-91, when he averaged 13.6 points and 5.4 rebounds. He averaged a career-best 17.3



points during the 1991-92 season, his first All-Star season.


Majerle made his second consecutive trip to the All-Star Game in 1992-93, also a NBA Finals season for Phoenix, and finished tied for the league lead in 3-pointers with 167. He set a Suns record with eight 3-pointers made on Jan. 30, 1993, and did it again in Game 5 of the Western Conference Finals against Seattle.

Following the 1993-94 season, Majerle was named to Dream Team II, the U.S. squad that won gold at the 1994 World Championship in Ontario, Canada. This was Majerle's second time representing his country. Before his NBA rookie season, he was part of the U.S. team that won the bronze medal at the 1988 Olympics in Seoul, South Korea, where he played for coaching great John Thompson. That same year, he was named the Olympic Athlete of the Year.

He was chosen as a starter for his third All-Star Game in 1994-95 after averaging 17.4 points in the first half of the season, becoming the first reserve to be voted as an All-Star starter since fan balloting began in 1975.

Majerle, originally from Traverse City, Mich., played collegiately at Central Michigan, where he averaged more than 20 points in three of his four seasons and was an All-Mid-American Conference selection each year. During his senior season, he averaged 23.7 points and 10.8 rebounds while hitting 52.2 percent from the field. He completed his career at CMU ranked second for career points, steals and field goal percentage.

Since 2003, the Suns have handed out the Dan Majerle Hustle Award to the player who most personifies the hustle and determination displayed by Majerle in his playing career.



"When you think of Dan Majerle, you think of a guy who gave maximum effort in every game, every practice, in everything he did."

Jerry Colangelo

"Dan's professionalism, his toughness, his ability to elevate his game at crucial times and make so many clutch shots was amazing."

Danny Ainge

"He was always about 'let's just go out and win.' He welcomed me with open arms and that made it cool to play in Phoenix."

Charles Barkley

"He was always on my side with advice, talking to me every day and just being him... He's a guy anybody would want on their team."

Stephon Marbury

"Dan does a great job building this program."

Mike Kryzyzewski

CAREER HIGHLIGHTS

- 1992 NBA ALL-STAR
- 1993 NBA ALL-STAR
- 1995 NBA ALL-STAR
- 1990-91 ALL-DEFENSIVE TEAM
- 1992-93 ALL-DEFENSIVE TEAM
- LED NBA IN 3-POINT MAKES IN BACK-TO-BACK SEASONS (1992-93, 1993-94)

MAJERLE NBA CAREER

1988-1995 PHOENIX SUNS

1995-1996 CLEVELAND CAVALIERS

1996-2002 MIAMI HEAT

2002 PHOENIX SUNS

MAJERLE'S NBA CAREER STATS

Year	Team	G	GS	MP	FG%	3P	3PA	3P%	FT%	ORB	DRB	REB	AST	STL	BLK	TOV	PF	PTS
1988-89	Phoenix Suns	54	5	25.1	0.419	0.5	1.5	0.329	0.614	1.1	2.7	3.9	2.4	1.2	0.3	0.9	2.6	8.6
1989-90	Phoenix Suns	73	23	30.7	0.424	0.3	1.1	0.238	0.762	2	3.9	5.9	2.6	1.4	0.4	1.1	2.4	11.1
1990-91	Phoenix Suns	77	7	29.6	0.484	0.4	1.1	0.349	0.762	2.2	3.2	5.4	2.8	1.4	0.5	1.5	2.1	13.6
1991-92	Phoenix Suns	82	15	34.8	0.478	1.1	2.8	0.382	0.756	1.8	4.1	5.9	3.3	1.6	0.5	1.2	1.9	17.3
1992-93	Phoenix Suns	82	82	39.0	0.464	2.0	5.3	0.381	0.778	1.5	3.2	4.7	3.8	1.7	0.4	1.6	2.2	16.9
1993-94	Phoenix Suns	80	76	40.1	0.418	2.4	6.3	0.382	0.739	1.5	2.9	4.4	3.4	1.6	0.5	1.7	1.9	16.5
1994-95	Phoenix Suns	82	46	37.7	0.425	2.4	6.7	0.363	0.730	1.3	3.3	4.6	4.1	1.2	0.5	1.3	1.9	15.6
1995-96	Cleveland Cavaliers	82	15	28.9	0.405	1.8	5.0	0.353	0.710	0.9	2.9	3.7	2.6	1	0.4	1.1	1.6	10.6
1996-97	Miami Heat	36	26	35.1	0.406	1.9	5.6	0.338	0.678	1.3	3.3	4.5	3.2	1.5	0.4	1.4	2.1	10.8
1997-98	Miami Heat	72	22	26.8	0.419	1.5	4.1	0.376	0.784	0.7	3.1	3.7	2.2	0.9	0.2	0.9	1.9	7.2
1998-99	Miami Heat	48	48	33.8	0.396	1.4	4.2	0.335	0.717	0.4	3.9	4.3	3.1	0.8	0.1	1.1	2.1	7.0
1999-00	Miami Heat	69	69	33.4	0.403	1.6	4.4	0.362	0.812	0.4	4.4	4.8	3	1.3	0.2	0.9	2.3	7.3
2000-01	Miami Heat	53	19	24.6	0.336	1.1	3.4	0.315	0.818	0.4	2.8	3.1	1.7	1	0.3	0.7	1.8	5.0
2001-02	Phoenix Suns	65	1	18.2	0.343	1.2	3.6	0.336	0.590	0.4	2.3	2.7	1.4	0.7	0.2	0.5	1.6	4.6
Career		955	454	31.6	0.431	1.4	4	0.358	0.741	1.2	3.3	4.5	2.9	1.3	0.4	1.2	2	11.4
8 seasons	Phoenix Suns	595	255	32.6	0.443	1.3	3.7	0.364	0.741	1.5	3.2	4.7	3.1	1.4	0.4	1.3	2.1	13.5
5 seasons	Miami Heat	278	184	30.3	0.397	1.5	4.3	0.350	0.762	0.6	3.5	4.1	2.6	1.1	0.2	1.0	2.0	7.3
1 season	Cleveland Cavaliers	82	15	28.9	0.405	1.8	5.0	0.353	0.71	0.9	2.9	3.7	2.6	1.0	0.4	1.1	1.6	10.6



LOUIS WILSON
ASSOCIATE HEAD COACH

Louis Wilson enters his first season as the Grand Canyon associate head coach, bringing 26 years of collegiate coaching experience that includes time as a head coach.

Wilson excels in a wide range of coaching areas to serve as the lead assistant of Dan Majerle's staff and coordinate the GCU defense. He also will be responsible for scheduling, player development, opponent scouting, game-day preparation and bench coaching.

"My greatest strength as a coach is that I'm a relationship guy in the fullest sense," Wilson said. "Everything about my life and my story is about the relationships I've been able to build and the way I've been able to reach people to coach them. I think I can help in an immeasurable way that and build a relationship to help Coach Majerle relate to them, understand what guys are going through, to get guys to do what they want them to do and to tell them the tough things because you know them and care about them."

Wilson previously served as an assistant coach for Utah State, where his work included working with guards who flourished. Guards Koby McEwen, the 2017 Mountain West Conference Freshman of the Year, and Sam Merrill accounted for 31.9 points per game last season. Previously, guards Chris Smith

and Darius Perkins finished with two of the top 10 career 3-point percentages in Aggie history.

Wilson won a higher percentage of games, 67.4 (95-46), than any previous head coach at Adams State, where he took three teams to the NCAA Division II Championship tournament during his five-year tenure (2010-15) in Alamosa, Colo. His teams were a two-way threat in Division II, ranking among the top 20 teams in scoring annually and finishing as the national leader in steals and opponent turnovers in 2011-12.

Wilson also has served as an assistant coach at California State Northridge (2006-10), where he finished as the associate head coach after the Matadors reached the 2009 NCAA Tournament. He began his coaching career assisting at Southern Utah (1992-98) before moving to an assistant coaching position for Idaho State (1998-2006).

Wilson grew up as the ninth of 10 children in The Bronx of New York City before moving to Alaska at age 10. There, his curiosity for kids gathered for a basketball camp at Anchorage East High School led to a bond with legendary prep coach Chuck White, who became a father figure to him and his assistant coach at Adams State.

Wilson was an all-state guard and two-time state champion at East High School before playing for Trenton (Mo.) Junior College and William Jewell College in Liberty, Mo. His 1997-98 NAIA quarterfinals team was inducted into the William Jewell Hall of Fame.

Wilson and his wife, Andrea, have four children: Jacques Wilson, Kaden Wampler, Keawe Wilson and Kalea Wilson.

COLLEGE COACHING RECORD

HC unless noted

Year	Team / School	Record
1992-93	Southern Utah (asst.)	14-13
1993-94	Southern Utah (asst.)	16-11
1994-95	Southern Utah (asst.)	17-11
1995-96	Southern Utah (asst.)	15-13
1996-97	Southern Utah (asst.)	9-17
1997-98	Southern Utah (asst.)	7-20
Southern Utah (6 years)		78-85
1998-99	Idaho State (asst.)	6-20
1999-00	Idaho State (asst.)	8-19
2000-01	Idaho State (asst.)	14-14
2001-02	Idaho State (asst.)	10-17
2002-03	Idaho State (asst.)	15-14
2003-04	Idaho State (asst.)	13-18
2004-05	Idaho State (asst.)	9-18
2005-06	Idaho State (asst.)	13-14
Idaho State (8 years)		88-134
2006-07	Cal State Northridge (asst.)	14-17
2007-08	Cal State Northridge (asst.)	20-10
2008-09	Cal State Northridge (Assoc. HC)	17-14
2009-10	Cal State Northridge (Assoc. HC)	11-21
Cal State Northridge (4 years)		62-62
2010-11	Adams State	20-9
2011-12	Adams State	19-9
2012-13	Adams State	20-9
2013-14	Adams State	17-10
2014-15	Adams State	19-9
Adams State (5 years)		95-46
2015-16	Utah State (asst.)	17-16
2016-17	Utah State (asst.)	16-17
2017-18	Utah State (asst.)	18-17
Utah State (3 years)		51-50
2018-19	Grand Canyon	--
Grand Canyon (1 year)		--
Head Coaching record		95-46 (.673)
Asst. Coaching record		279-331 (.457)





CHRIS CREVELONE
ASSISTANT COACH

Chris Crevelone joined the GCU coaching staff in 2013 during the Lopes' first Division I season.

In his first four seasons with GCU, Crevelone played an integral part of the program's recruiting efforts. Additionally, he assisted a staff that led the Antelopes in their first four seasons moving from Division II to Division I. That influx of talent helped GCU finish 8-6 in the Western Athletic Conference (WAC) in 2014-15, good for a second-place tie as it led the league in scoring average (68.7 ppg) and assist/turnover ratio (+1.1). A year earlier, the Lopes went 10-6 in WAC play to finish third in the league in their first season transitioning to Division I. GCU now has now finished top three in the WAC every season since joining Division I.

Crevelone has been active on the recruiting trail, helping ink two big forwards from Europe in 2017-18 WAC freshman of the Year, Alessandro Lever and Roberts Blumbergs. Crevelone has also helped pull in key transfers such as Isiah Brown from Northwester, Carlos Johnson from Washington and JJ Rhymes from Hutchinson Community College.

Prior to GCU, Crevelone served four seasons on the men's basketball staff at Texas. In his final two seasons, he oversaw all video operations for the men's basketball program. Crevelone also served as a graduate assistant and assistant video coordinator

during his first two years with the Longhorns, where he also organized operations for the Texas basketball summer camp program for three years.

During his four years on the staff in Austin, the Longhorns advanced to three NCAA tournaments and posted an 88-50 (.638) overall record. The Horns registered a 28-8 record and advanced to the NCAA Round of 32 in 2010-11. UT climbed to the top of both major national polls (Associated Press, ESPN/USA Today Coaches) on Jan. 11, 2010, marking the first time in program history that the Longhorns had been the top-ranked team in the nation in either major poll. Texas held the top spot in both polls for a two-week stretch.

Crevelone worked with six NBA Draft picks during his four seasons, including Tristan Thompson a No. 4 pick by the Cleveland Cavaliers.

Before joining the Texas coaching staff, Crevelone served as an assistant coach at St. Edward's University in Austin for one year (2008-09). In that role, he served as the team's academic coordinator, handled opponent scouting, was involved in recruiting and assisted in player development.


Crevelone also served one-year stints on high school coaching staffs at Ironwood Ridge High School, Alamosa High School in Alamosa, Colo. (2006-07) and Sangre de Cristo High School in Mosca, Colo. (2005-06).

He served as a camp director or coach at the Lute Olson Basketball Camps in Tucson (2002-07) and as a camp coach at the Sean Miller Basketball Camps (2009). Crevelone also helped at the Luke Walton and Richard Jefferson NBA Basketball Camps in San Diego (2004-09).

Crevelone and associate head coach Louis Wilson almost crossed paths while Crevelone was in college at Adams State. A two-year letterwinner in basketball and golf at Green Mountain College in Poultney, Vt. (2002-04), Crevelone went on to complete his bachelor's degree in English/Communications in December 2007 from Adams State. He earned one letter in basketball at Adams State in the 2004-05 season. Crevelone earned his master's in physical education from Texas.

Crevelone is a native of Tucson, Ariz. and attended Canyon del Oro High School, the same school that first-year graduate assistant, Dylan Hidalgo attended and starred at.

COLLEGE COACHING RECORD		
Year	Team / School	Record
2008-09	St. Edwards (asst.)	17-11
St. Edwards (1 year)		17-11
2009-10	Texas (grad. asst.)	24-10
2010-11	Texas (grad. asst.)	28-8
2011-12	Texas (video coord.)	20-14
2012-13	Texas (video coord.)	16-18
Texas (4 years)		88-50
2013-14	Grand Canyon (asst.)	15-15
2014-15	Grand Canyon (asst.)	17-15
2015-16	Grand Canyon (asst.)	27-7
2016-17	Grand Canyon (asst.)	22-9
2017-18	Grand Canyon (asst.)	22-12
2018-19	Grand Canyon (asst.)	--
Grand Canyon (6 years)		103-58
Asst. Coaching record		208-119 (.636)



THE LOPES

| COACHING STAFF

OUTLOOK

REVIEW

MEET THE LOPES

THIS IS GCU

HISTORY



T.J. BENSON
ASSISTANT COACH

T.J. Benson joined the GCU staff in 2012 as an assistant coach before a brief stint as the Director of Operations. Benson has coached with two different head coaches at GCU.

Prior to joining the GCU staff, Benson served as the assistant director of basketball operations at Boise State in 2011-12, where he was involved in the day-to-day program operations.

In 2017-18, Benson reconnected with his younger brother, Casey, who helped the Lopes to a WAC Championship game berth in the team's first WAC Tournament appearance. T.J. said that his relationship with his brother helped the Lopes land the guard from the University of Oregon, who was drawing attention from other schools after Casey graduated in three years and had the ability to transfer without having to sit a year out.

In 2014 when Majerle promoted Benson to assistant coach, Majerle said, "He has a tremendous work ethic and is very well connected here in Phoenix and in Southern California. We expect him to be a strong asset in recruiting for us." Benson has been an asset on the recruiting trails. Helping ink 4-star recruit and 2018-19 freshman Tim Finke, along with his brother, former guard Casey Benson. On top of those two recruits, Benson has helped guide Tim

Finke's older brother, an Illinois transfer, Michael Finke to the Lopes roster as well as helping bring Northwestern and Washington guards Isiah Brown and Carlos Johnson to Phoenix.

He also served as an Amateur Athletic Union (AAU) coach for the U-16 Arizona Cagers in 2006 and the U-17 Arizona Magic Passion4Ball in 2011.

Benson began his collegiate career at Mesa Community College where he averaged 12.0 points, six assists and two steals game while shooting 45 percent from the 3-point line. He then transferred to Weber State University in Ogden, Utah from 2007-09 appearing in 31 games for the Wildcats, while having the opportunity to participate in the NCAA Tournament in 2007 and the NIT in 2009. Benson also had the chance to play with 3x All-Star and 2012-13 NBA Rookie of the Year, Damian Lillard of the Portland Trail Blazers, at Weber State.

After receiving his Bachelor of Science in Business Administration from Weber State in 2009, Benson returned home to Arizona for his final year of eligibility, joining GCU for the 2009-10 season. During his lone season with the Lopes, Benson earned a Second Team All-Pacific West Conference honor. Benson then finished his MBA in Marketing at GCU.

He spent one season playing with the Tijuca Tennis Clube in Rio de Janeiro, Brazil in 2010-11, helping his squad become the Brazil Super Cup champion.

T.J. and Casey are two of three Benson children to end their collegiate careers in a GCU uniform. Their sister, Holly Benson was a member of the GCU women's soccer team in 2011 after coming from Oregon State University, Paradise Valley Community College and Arizona State University.

COLLEGE COACHING RECORD

HC unless noted

Year	Team / School	Record
2012-13	Grand Canyon (asst.)	23-8
2013-14	Grand Canyon (dir. of ops.)	15-15
2014-15	Grand Canyon (asst.)	17-15
2015-16	Grand Canyon (asst.)	27-7
2016-17	Grand Canyon (asst.)	22-9
2017-18	Grand Canyon (asst.)	22-12
2018-19	Grand Canyon (asst.)	--
Grand Canyon (7 years)		111-51

Asst. Coaching record 111-51 (.685)





JESSE PARKER
DIRECTOR OF OPERATIONS

Jesse Parker joins the staff in 2018-19 for his first season with the Lopes as the Director of Basketball Operations after serving for five seasons in the same role at Utah State.

In this role, Parker works with the day-to-day operations of the GCU program including travel and scouting.

Parker earned his bachelor's degree in physical education teaching from Utah State in 2012 and earned his master's degree in education from Utah State in 2014. As a manager, he helped in the day-to-day operations of the program, setup and breakdown of practice and games, equipment and uniforms and aided the coaching staff in game day responsibilities and other various tasks.

Parker started his career in collegiate basketball at Utah State as a volunteer student manager before moving into a

scholarship manager position. After graduating from Utah State in 2012, Parker became the Director of Operations under head coach Steve Morrill. Parker and Associate Head Coach Louis Wilson worked together for three of Parker's five seasons with the Aggies.

"Jesse was a significant part of that because he makes the trains run on time," Wilson said. "He makes coaching easy for the people who are actually on the floor. You never have to worry about the things that are operationally important."

Originally from Kamas, Utah he attended Summit High School and played basketball where his father was the head coach.



JOHNNY HILL
SPECIAL ASSISTANT

Johnny Hill enters his first season as a Special Assistant to the Head Coach and his second overall season under head coach Dan Majerle in 2018-19. In this role, Hill will work closely with head coach Dan Majerle and assist him with anything he may need, as well as helping mentor and coach the players on the team with his plethora of knowledge after his career in college basketball.

Prior to arriving at GCU, Hill spent one season as an assistant coach at the University of Northwestern Ohio in Lima, Ohio. While there, Hill helped the team improve its win total from 12 wins in the previous season to 18.

Hill also played a pivotal role in helping three guards including Lawrence Jackson, Sadeeq Bello, and Nate Bradley achieve postseason individual accolades.

Hill played for three schools in five collegiate seasons including

Purdue (2015-16), Texas-Arlington (2013-2015), and Illinois State (2011-2013).

While at Purdue, Hill appeared in all 35 games with 11 starts, averaging 5.1 points, 2.6 rebounds and 2.3 assists per game, shooting 53.7 percent from the field and a team-best 83.1 percent from the free throw line. Hill also led the team in steals with 35.

During his sophomore campaign at Illinois State, Hill was named to the Missouri Valley Conference's Most Improved Team. Hill, starting in 26 of 33 games, averaged 7.7 points, 3.9 rebounds and 3.1 assists per game shooting 49.4 percent from the field, 77.6 percent from the free throw line and had a 101:63 (1.60) assist-to-turnover ratio.



DYLAN HIDALGO
GRADUATE ASSISTANT

Dylan Hidalgo enters his first season with the GCU coaching staff in 2018-19 after being the assistant coach at Pima Community College.


In his two seasons with the Aztecs, Hidalgo helped guide the Aztecs to a runner-up finish at the NJCAA Division II National Tournament along with two straight NJCAA Region I, Division II titles.

The Aztecs won 22 games in his first season as an assistant and won 31 games in his final year in 2017-18. In the 2017-18 season, the Aztecs averaged 102.4 points per game as a team and dished out 23.9 assists per game, while allowing just 74.4 points per game.

Before coaching at Pima CC, Hidalgo played four seasons for NAIA Kansas Wesleyan and is a graduate of Rincon/

University High School in Tucson, Ariz. Hidalgo averaged 8.5 points per game, 2.2 rebounds per game and 0.98 assists per game in his four seasons with the Coyotes.

Hidalgo is a native of Tucson, Ariz. where he attended Cayon del Oro High School, the same prep program that assistant coach Chris Crevellone attended and starred at.



J.J. RHYMES

#0

GUARD • JUNIOR • 6'4" • 205 • PHOENIX, ARIZ.

HUTCHINSON CC - HUTCHINSON, KAN.

2017-18 | Sophomore

- Finished as the storied Hutchinson program's No. 7 all-time scorer with 1,295 points over two seasons.
- Earned first-team NJCAA and NABC All-America honors, along with being named the Jayhawk Conference and Region 6 Player of the Year.
- Was the Blue Dragons' leading scorer at 19.6 points per game. Played 36 games, including 35 starts while averaging 34.0 minutes. Shot 46.9 percent from the field.
- Scored a career-high 41 points, half of the team's points, in an 82-81 win over Butler on Dec. 6, 2017. Had 32 second-half points, including a game-winning 3-pointer at the buzzer.
- Scored 30 or more points on six occasions.

2016-17 | Freshman

- Helped the 35-2 Blue Dragons to an NJCAA Division I national championship.
- Started all 26 games and averaged 15.7 points on 47.3 percent shooting.
- Was the team's third-leading scorer.

HIGH SCHOOL

Shadow Mountain High School - Phoenix, Ariz.

- Helped state championship teams as a sophomore in 2014 and senior in 2016, the latter under head coach Mike Bibby. Played alongside Bibby's son, Michael.
- Matadors posted a 103-22 record (.824) during his four-year varsity career.
- Averaged 17.0 points for his career with a 21.2 average as a junior in 2014-15.
- Was a two-year Shadow Mountain teammate of fellow Lopes player Carlos Johnson. The two also teamed for five seasons of club basketball.
- Also played football for the Matadors.

PERSONAL

- Parents are Jeffrey Rhymes and Lakisha Thomas.
- Favorite NBA team is the Houston Rockets.

17-18 SEASON HIGHS

Points	41, at Butler CC, 12/6/17
Minutes	43, at Cloud County CC, 11/15/17
Rebounds	9, at Dodge City CC, 2/26/18
Assists	9, vs Seward County CC, 1/17/18
Blocks	2, at Seward County CC, 11/11/17
Steals	4, at Cloud County CC, 11/15/17
FG Made	15, at Butler CC, 12/6/17
3PT Made	3, at Tabor College JV, 11/7/17
FT Made	12, (2x) last vs Cloud County CC, 3/1/18

MISCELLANEOUS

	2017-18	CAREER
Points 10+	33	63
Rebounds 10+	--	--
Assists 5+	8	8
Double-double	--	2
Led Hutchinson in		
Points	--	--
Rebounds	--	--
Assists	--	--
Steals	--	--
Blocks	--	--

CAREER HIGHS

Points	41, at Butler CC, 12/6/17
Minutes	43, at Cloud County CC, 11/15/17
Rebounds	12, at Butler County CC, 2/11/17
Assists	9, vs Seward County CC, 1/17/18
Blocks	2, (2x) last at Seward County CC, 11/11/17
Steals	4, at Cloud County CC, 11/15/17
FG Made	15, at Butler CC, 12/6/17
3PT Made	5, at Barton CC, 12/10/16
FT Made	12, (2x) last vs Cloud County CC, 3/1/18

CAREER STATS (HUTCHINSON CC)

Year	GP	GS	MIN	MPG	FGM	FGA	FG%	3PM	3PA	3P%	FTM	FTA	FT%	PTS	PPG	O-REB	D-REB	T-REB	RPG	PF	AST	APG	TO	STL	BLK
2017-18 So.	36	35	1225	34.0	245	522	46.9	19	64	29.7	197	271	72.7	706	19.6	55	85	140	3.9	63	108	3.0	94	36	11
2016-17 Fr.	37	37	1121	30.3	199	417	47.7	20	75	26.7	173	248	69.8	591	16.0	70	100	170	2.1	70	98	0.8	71	22	9
Career Totals	73	72	2346	32.1	444	939	47.3	39	139	28.1	370	519	71.3	1297	17.8	125	185	310	4.2	133	206	2.8	165	58	20



ISIAH BROWN

#1

GUARD • JUNIOR • 6'2" • 175 • LYNNWOOD, WASH.

NORTHWESTERN - EVANSTON, ILL.

2017-18 | Sophomore

- Saw action in 25 games off the bench. Averaged 10.8 minutes and 3.9 points.
- Hit a go-ahead basket with 1:30 left in overtime and sealed the win with a pair of free throws over Michael Finke's Illinois team on Dec. 1, 2017.
- Got a first-hand look at WAC member Chicago State on Dec. 11, 2017, posting seven points and three assists in a win.

2016-17 | Freshman

- Was the Wildcats' fifth-leading scorer and top freshman scorer at 6.9 points per game. Appeared in 35 of the team's 36 games and averaged 14.8 minutes.
- Part of a squad that led Northwestern to its first NCAA Tournament appearance in the program's 112-year history.
- Scored in double figures in three of his first four collegiate games (11 in season opener vs. Mississippi Valley State, 11 in win vs. Eastern Washington, 10 points in win vs. No. 22 Texas).
- Tallied a season-high 19 points off the bench against No. 23 Maryland on Feb. 15, 2017.

HIGH SCHOOL

Lakeside High School- Lynnwood, Wash.

- Was named Gatorade Player of the Year as a senior in 2015-16 as the top boys basketball player in the state of Washington. Led the state with 33.8 points per game to go along with 6.0 rebounds while shooting 44.7 percent.
- Earned numerous accolades as a senior, including the News Tribune state Player of the Year, Associated Press Class 3A Player of the Year and Washington Interscholastic Basketball Coaches Association Class 3A Player of the Year.
- All-time leading scoring in Metro League history, posting 2,372 points.
- As a junior in 2014-15, was a Class 3A Associated Press first-team all-state selection. Averaged 28.3 points, setting the school single-season scoring record with 867 points. Scored at least 30 points in 13 games.
- Had an impressive postseason run as a junior, when he helped lead the Lions to a 3A fourth-place state finish. Set 3A tournament record with 27 field goals and tied another with 78 points over a three-day span, earning all-tournament honors.
- Scored 53 points in a game as a sophomore and 50 as a senior.
- Helped Lakeside to a state runner-up finish as a freshman, when he was named Metro League Freshman of the Year and Seattle Times all-freshman team pick.
- Attended same high school at Microsoft co-founders Bill Gates and Paul Allen.

PERSONAL

- Parents are Gerald and Yolanda Brown.
- Born in Anchorage, Alaska. Family moved to Seattle after his seventh-grade year to help him pursue basketball.
- Father, Gerald, played college basketball at Alaska-Anchorage 1978-85 and played professionally in Germany.
- Father, Gerald, coached Trajan Langdon and Mario Chalmers in Alaska. Isiah calls them "like family" and says he "grew up idolizing them."

CAREER STATS (NORTHWESTERN)

Year	GP	GS	MIN	MPG	FGM	FGA	FG%	3PM	3PA	3P%	FTM	FTA	FT%	PTS	PPG	O-REB	D-REB	T-REB	RPG	PF	AST	APG	TO	STL	BLK
2017-18 Fr.	25	0	270	10.8	32	81	.395	7	26	.269	27	31	.871	98	3.9	5	17	22	0.9	38	30	1.2	25	9	0
2016-17 So.	35	2	519	14.8	70	211	.332	19	67	.284	63	82	.768	222	6.3	10	32	42	1.2	58	41	1.2	39	19	7
Career Totals	60	2	789	13.2	102	292	.349	26	93	.280	90	113	.796	320	5.3	15	49	64	1.1	96	71	1.2	64	28	7

17-18 SEASON HIGHS


Points	11, vs Maryland, 2/19/18
Minutes	33, at Iowa, 2/25/18
Rebounds	4, (2x) last vs Brown, 12/30/17
Assists	6, vs Lewis, 12/19/17
Blocks	--
Steals	2, vs Sacred Heart, 11/24/17
FG Made	4, at Purdue, 12/3/17
3PT Made	2, at Indiana, 1/14/18
FT Made	5, vs Chicago State, 12/11/17

MISCELLANEOUS

	2017-18	CAREER
Points 10+	2	18
Rebounds 10+	--	--
Assists 5+	1	1
Double-double	--	--
Led Northwestern in		
Points	--	1
Rebounds	--	--
Assists	--	--
Steals	--	2
Blocks	--	--

CAREER HIGHS

Points	19, vs Maryland, 2/15/17
Minutes	34, at Purdue, 2/1/17
Rebounds	4, (4x) last vs Brown, 12/30/17
Assists	6, vs Lewis, 12/19/17
Blocks	2, vs Dayton, 12/17/16
Steals	2, (5x) last vs Sacred Heart, 11/24/17
FG Made	6, Maryland, 2/15/17
3PT Made	3, vs IUPUI, 12/20/16
FT Made	5, (4x) last vs Chicago State, 12/11/17



TREY DRECHSEL

#2

GUARD • RS-SENIOR • 6'6" • 205 • WOODINVILLE, WASH.

WESTERN WASHINGTON - BELLINGHAM, WASH.

2017-18 | RS-Junior

- Started all 29 games and averaged 14.9 points, 7.2 rebounds and 3.9 assists.
- Earned first team All-Great Northwest Athletic Conference honors.
- All-conference academic selection for the second consecutive season and earned CoSIDA District 8 All-Academic honors.
- Ranked in the conference's top 10 in points per game (10th), rebounds per game (sixth), assists per game (fifth), minutes per game (33.6, fourth) and free-throw percentage (85.1 percent, sixth).
- Two-time GNAC Player of the Week and United States Basketball Writers Association National Player of the Week.
- Recorded a career-high 32 points in a Nov. 30 win over Concordia and had another 30-point game against Tampa on Dec. 17, 2017.

2016-17 | RS-Sophomore

- Started first 16 games before being sidelined for the year by injury.
- Averaged 9.9 points, 5.1 rebounds and 3.7 assists.
- Earned GNAC All-Academic honors and was an NABC Honors Court selection.

2015-16 | RS-Freshman

- After a late start due to injury, appeared in 19 games with 16 starts.
- Averaged 28.6 minutes and scored 11.9 points per game to go along with 6.4 rebounds and 2.4 assists.
- Earned a spot in the Western Washington record books with 27 points against Concordia on Jan. 4, 2016. It was the fourth-most points in a game for a freshman in Vikings history.

2014-15 | Freshman

- Redshirted season

HIGH SCHOOL

Cedar Park Christian School - Bothell, Wash

- Was named Washington's 1A State Player of the Year as a senior in 2013-14. Also earned honorable mention all-state and Nisqually League Player of the Year.
- Logged a triple-double of 24 points, 11 rebounds and 10 assists in Washington's All-State game.
- Earned first-team AP All-State honors and was the league's Player of the Year as a junior in 2012-13.

PERSONAL

- Parents are Thomas and Marni Drechsel
- Mother, Marni, played volleyball at Pacific Lutheran from 1992-94
- Sister, Samantha, is a sophomore volleyball player at Washington

CAREER STATS (WESTERN WASHINGTON)

Year	GP	GS	MIN	MPG	FGM	FGA	FG%	3PM	3PA	3P%	FTM	FTA	FT%	PTS	PPG	O-REB	D-REB	T-REB	RPG	PF	AST	APG	TO	STL	BLK
2017-18 RS-Jr.	29	29	973	33.6	147	320	.459	36	112	.321	103	121	.851	433	14.9	35	173	208	7.2	69	112	3.9	86	37	8
2016-17 RS-So.	16	16	469	29.3	59	147	.401	11	43	.256	30	40	.750	159	9.9	17	64	81	5.1	37	59	3.7	35	19	1
2015-16 RS-Fr.	19	16	543	28.6	77	194	.397	29	80	.363	44	57	.772	227	11.9	41	81	122	6.4	54	46	2.4	30	21	5
Career Totals	64	61	1985	31.0	283	661	.428	76	235	.323	177	218	.812	819	12.8	93	318	411	6.4	160	217	3.4	151	77	14

17-18 SEASON HIGHS

Points	32, vs Concordia, 11/30/17
Minutes	40, (4x) last vs St. Martin's, 3/2/18
Rebounds	17, vs Concordia, 11/30/17
Assists	10, vs Douglas, 11/15/17
Blocks	1, (8x) last vs St. Martin's, 3/2/18
Steals	5, at MSU-Billings, 1/13/18
FG Made	12, vs Concordia, 11/30/17
3PT Made	5, at Alaska-Fairbanks, 1/18/18
FT Made	10, vs Tampa, 12/17/17

MISCELLANEOUS

	2017-18	CAREER
Points 10+	20	42
Rebounds 10+	6	9
Assists 5+	9	17
Double-double	5	7
Led Western Washington in		
Points	8	10
Rebounds	9	22
Assists	19	31
Steals	11	23
Blocks	2	4

CAREER HIGHS

Points	32, vs Concordia, 11/30/17
Minutes	40, (4x) last vs St. Martin's, 3/2/18
Rebounds	17, vs Concordia, 11/30/17
Assists	10, vs Douglas, 11/15/17
Blocks	2, (2x) last vs Alaska-Anchorage, 2/4/16
Steals	5, at MSU-Billings, 1/13/18
FG Made	12, vs Concordia, 11/30/17
3PT Made	5, at Alaska-Fairbanks, 1/18/18
FT Made	10, vs Tampa, 12/17/17



BRENT HIBBITTS

#3

FORWARD • RS-JUNIOR • 6'8" • 220 • HUDSONVILLE, MICH.

MICHIGAN - ANN ARBOR, MICH.

2017-18 | RS-Sophomore

- Appeared in five games and scored nine points. Made his only 3-point attempt.
- Scored five points in four minutes in the Wolverines' win over California-Riverside on Nov. 26, 2017. Added two rebounds and a block.
- Earned Academic All-Big Ten honors and a Michigan Academic Achievement Award.

2016-17 | RS-Freshman

- Played in 10 games and scored three points.

2015-16 | Freshman

- Redshirted season

HIGH SCHOOL

Hudsonville High School - Hudsonville, Mich.

- Was a four-year varsity member who helped the Eagles compile a 70-31 record with three Ottawa-Kent Red League titles, four District 5 titles and three consecutive Regional 2 championship appearances.
- Hudsonville's all-time leading scorer with 1,047 career points.
- Averaged a double-double as a senior in 2014-15 (17.5 points, 11.3 rebounds). Nearly averaged a double-double as a junior (16.8 points and 9.3 rebounds).
- Earned AP Class A All-State honorable mention honors as a junior and a senior.
- Other accolades: Detroit News Class A All-State first team (2014-15), Detroit Free Press Class A All-State first team (2014-15) and third team (2013-14), Grand Rapids Press Class A Dream Team (2013-14, 2014-15), Advance All-Area West first team (2013-14, 2014-15), Basketball Coaches Association of Michigan Class A All-State team (2013-14), Ottawa-Kent Red Conference first team (2012-13, 2013-14, 2014-15).
- Also played football.
- As a sophomore, had a game-winning play make SportsCenter's Top 10 plays.
- Played against Rockford High School teams coached by Steve Majerle, brother of GCU head coach Dan Majerle.

PERSONAL

- Parents are Greg and Candi Hibbitts.
- Father, Greg, played basketball at Ferris State from 1988 to 1992. He ranks in the program's top 10 for career blocks with 72.
- Older brother, Blake, played basketball and baseball at Central Michigan from 2012 to 2017. He had eight points in 22 minutes against GCU on Nov. 29, 2014.
- Chose GCU because, "From the coaches and players to the fans and student section, everybody is passionate."

17-18 SEASON HIGHS

Points	5, vs UC Riverside, 11/26/17
Minutes	4, vs Detroit Mercy, 12/16/17
Rebounds	2, vs UC Riverside, 11/26/17
Assists	1, vs Alabama A&M, 12/21/17
Blocks	1, vs UC Riverside, 11/26/17
Steals	--
FG Made	2, vs UC Riverside, 11/26/17
3PT Made	1, vs Chaminade, 11/21/17
FT Made	2, vs Chaminade, 11/21/17

MISCELLANEOUS


	2017-18	CAREER
Points 10+	--	--
Rebounds 5+	--	--
Assists 5+	--	--
Double-double	--	--
Led Michigan in		
Points	--	--
Rebounds	--	--
Assists	--	--
Steals	--	--
Blocks	--	--

CAREER HIGHS

Points	5, vs UC Riverside, 11/26/17
Minutes	6, vs Central Arkansas, 12/13/16
Rebounds	3, vs Maryland East Shore, 12/17/16
Assists	1, vs Alabama A&M, 12/21/17
Blocks	1, vs UC Riverside, 11/26/17
Steals	--
FG Made	2, vs UC Riverside, 11/26/17
3PT Made	1, vs Chaminade, 11/21/17
FT Made	2, vs Chaminade, 11/21/17

CAREER STATS (MICHIGAN)

Year	GP	GS	MIN	MPG	FGM	FGA	FG%	3PM	3PA	3P%	FTM	FTA	FT%	PTS	PPG	O-REB	D-REB	T-REB	RPG	FLS	AST	APG	TO	STL	BLK
2017-18 RS-So	5	0	15	3.0	3	5	.600	1	1	1.000	2	2	1.000	9	1.8	2	1	3	0.6	2	1	0.2	1	0	1
2016-17 RS-Fr.	10	0	22	2.2	1	2	0.500	1	2	0.500	0	0	.000	3	0.3	2	2	4	0.4	2	2	0.2	2	0	0
Career Totals	15	0	37	2.5	4	7	.571	2	3	.667	2	2	1.000	12	0.8	4	3	7	0.5	4	3	0.2	3	0	1



OSCAR FRAYER

#4

GUARD/FORWARD • JUNIOR • 6'7" • 190 • OAKLAND, CALIF.

GRAND CANYON

2017-18 | Sophomore

- Was the Lopes' fifth-leading scorer at 9.6 points per game. Appeared in 33 games, including 28 starts.
- Became known as GCU's human highlight reel, earning WAC Top Play honors on seven occasions.
- Had a putback dunk at Illinois go viral, being featured on Bleacher Report and SportsCenter.
- Carved out role as GCU's best perimeter defender and was often assigned to the opponent's top scorer. Named to All-WAC Defensive Team.
- Knocked down a career-high four 3-pointers as a part of a 19-point performance against Norfolk State on Nov. 20, 2017.
- Set a new career high with 23 points in a narrow loss at New Mexico State on Feb. 10, 2018.

2016-17 | Freshman

Appeared in 31 games, including 25 starts. Logged 24.6 minutes per game and averaged 7.9 points and 4.5 rebounds. Tallied eight points, five rebounds and two blocks in his GCU debut at Duke on Nov. 12, 2016. Scored in double figures for the first time in his second career game with 13 points and seven rebounds against Penn State on Nov. 15, 2016. Logged his first career double-double with 12 points and 12 rebounds against Chicago State on Jan. 28, 2017. Was the team's second-leading scorer with a season-high 19 points in GCU's home win over San Diego State on Dec. 7, 2016. Connected on two 3-pointers in the final four minutes to give the Lopes a late lead.

HIGH SCHOOL

Moreau Catholic High School - Hayward, Calif.

- Averaged 15.0 points, 9.7 rebounds, 2.5 assists and 1.6 blocks for the 25-5 Mariners as a senior in 2015-16.
- Named to the Contra Costa Times All-East Bay Team, San Francisco Chronicle All-Metro Team and Prep2Prep All-North Coast Section Team as a senior.
- High school teammate of GCU teammate Damari Milstead.

PERSONAL

- Parents are Oscar Frayer and Bionca Sparrow
- Also considered Oregon State, Nevada and Saint Mary's

17-18 SEASON HIGHS

Points	23, at New Mexico St, 2/10/18
Minutes	34, (2x) last at New Mexico St, 2/10/18
Rebounds	15, vs UMKC, 3/8/18
Assists	3, vs Arkansas-Little Rock, 11/18/17
Blocks	4, vs William Jessup, 1/23/18
Steals	4, at UTRGV, 2/8/18
FG Made	8, at Seattle, 1/6/18
3PT Made	4, (2x) last vs New Mexico St., 2/10/18
FT Made	5, vs New Mexico State, 2/10/18

MISCELLANEOUS

	2017-18	CAREER
Points 10+	17	28
Rebounds 10+	2	4
Assists 5+	--	--
Double-double	1	2
Led Grand Canyon in		
Points	6	7
Rebounds	6	10
Assists	2	2
Steals	15	23
Blocks	8	21

CAREER HIGHS

Points	23, at New Mexico State, 2/10/18
Minutes	42, at Chicago State, 1/28/17
Rebounds	15, vs. UMKC, 3/8/18
Assists	3, (5x) last vs. Little Rock, 11/18/17
Blocks	4, (2x) last vs. William Jessup, 1/23/18
Steals	4, (3x) last at UTRGV, 2/8/18
FG Made	8, at Seattle, 1/6/18
3PT Made	5, vs San Diego State, 12/7/16
FT Made	6, vs Bethesda, 1/31/17

CAREER STATS

Year	GP	GS	MIN	MPG	FGM	FGA	FG%	3PM	3PA	3P%	FTM	FTA	FT%	PTS	PPG	O-REB	D-REB	T-REB	RPG	PF	AST	APG	TO	STL	BLK
2017-18 So.	29	24	744	25.7	108	221	.488	36	96	.375	32	59	.542	284	9.8	48	98	146	5.0	73	33	1.1	41	37	20
2016-17 Fr.	31	25	763	24.6	92	232	.397	28	109	.257	34	50	.680	246	7.9	42	97	139	4.5	75	24	0.8	42	33	24
Career Totals	60	49	1507	25.1	200	453	.441	64	205	.312	66	109	.605	530	8.8	90	195	285	4.8	148	57	1.0	83	70	44



MATT JACKSON

#5

FORWARD • RS-SENIOR • 6'8" • 230 • MELBOURNE, AUSTRALIA

GRAND CANYON

2017-18 | RS-Junior

- Was a key reserve for the Lopes, seeing action in 32 games.
- Returned to the floor after going 597 days without playing in a college game. Overcame five surgeries for hip and back issues.
- Scored in double figures four times throughout the season, including a season-high 12 points against Grambling State on Dec. 9, 2017.

2016-17 | Junior

- Redshirted the season due to injury

2015-16 | Sophomore

- Posted 6.2 points and 3.5 rebounds per game in 19.4 minutes per game.
- Scored a career-best 13 points after draining three 3-pointers in a win against Utah Valley on Jan. 16, 2016.
- Grabbed a season-best seven rebounds twice in a five-day span in November.
- Started 10 games consecutively at the start of conference play.

2014-15 | Freshman

- Appeared in 22 games and started six.
- Averaged 2.6 points, including a season-high eight points against Texas-Arlington on Nov. 20, 2014.

HIGH SCHOOL

Diamond Valley High School - Melbourne, Aus.

- Averaged 15.9 points and 8.1 rebounds per game as a junior.
- Shot 52.5 percent from the floor and scored 20 or more points in six contests.
- Dropped a season-high 28 points on 11-for-20 shooting against the Geelong Supercats while also grabbing 12 rebounds and having five assists.
- Averaged 4.9 points in eight games for Australia's 2012 U17 World Championships team.
- Scored nine points in games against France and Argentina.

PERSONAL

- Parents are Geoff and Kathy Jackson.
- Also played Australian Rules Football in Australia.
- Favorite athletes are Tracy McGrady, Kobe Bryant and LeBron James.

CAREER STATS

Year	GP	GS	MIN	MPG	FGM	FGA	FG%	3PM	3PA	3P%	FTM	FTA	FT%	PTS	PPG	O-REB	D-REB	T-REB	RPG	PF	AST	APG	TO	STL	BLK
2017-18 Sr.	28	0	348	12.4	36	87	.414	10	36	.278	11	19	.579	93	3.3	18	56	74	2.6	37	24	0.9	24	13	3
2015-16 So.	33	10	638	19.3	74	175	.423	27	80	.338	20	33	.606	195	5.9	25	91	116	3.5	63	34	1.0	26	10	14
2014-15 Fr.	22	6	284	12.9	16	50	.320	6	16	.375	20	27	.741	58	2.6	7	35	42	1.9	26	12	0.5	12	3	2
Career Totals	83	16	1270	15.3	126	312	.404	43	132	.326	51	79	.646	346	4.2	50	182	232	2.8	126	70	0.8	62	26	19

17-18 SEASON HIGHS

Points	12, vs Grambling State, 12/9/17
Minutes	28, vs Utah Valley, 2/24/18
Rebounds	8, vs Utah Valley, 2/24/18
Assists	5, vs Utah Valley, 2/24/18
Blocks	1, (3x) last vs Utah Valley, 2/24/18
Steals	2, (3x) last at Chicago State, 1/18/18
FG Made	5, vs Grambling State, 12/9/17
3PT Made	3, vs Mississippi Valley St., 12/18/17
FT Made	3, at Chicago State, 1/18/18

MISCELLANEOUS

	2017-18	CAREER
Points 10+	4	9
Rebounds 10+	--	--
Assists 5+	1	1
Double-double	--	--
Led Grand Canyon in		
Points	--	--
Rebounds	1	1
Assists	2	2
Steals	4	7
Blocks	3	11

CAREER HIGHS

Points	13, vs. Utah Valley, 1/16/16
Minutes	30, vs. Great Falls, 12/6/14
Rebounds	8, vs. Utah Valley, 2/24/18
Assists	5, (2x) last vs. Utah Valley, 2/24/18
Blocks	2, vs. South Carolina State, 3/14/16
Steals	2, (5x) last at Chicago State, 1/18/18
FG Made	5, (2x) last vs Grambling St., 12/9/17
3PT Made	3, (2x) last vs Miss. Valley St., 12/18/17
FT Made	7, vs Seattle U, 3/7/15



DAMARI MILSTEAD

#11

GUARD • SOPHOMORE • 6'2" • 190 • HAYWARD, CALIF.

GRAND CANYON

2017-18 | Freshman

- Saw action in 26 games, averaging 9.4 minutes and 4.5 points as a reserve.
- Led team with 52.6 percent 3-point shooting (minimum 10 attempts), going 10 for 19 on the season.
- Also led team in free throw percentage (minimum 25 attempts), going 48 for 57 (84.2 percent) on the season.
- Connected on the first four 3-pointers of his career over four games.
- Had a streak of 22 consecutive free throw makes, spanning from Dec. 9 to Feb. 1.
- Recorded first career double-figure scoring game with 11 points vs. Kansas City on Feb. 1, 2018.

HIGH SCHOOL

Moreau Catholic High School - Hayward, Calif.

- A four-year starter who led the Mariners to a 100-29 mark in his career to be the winningest player in school history.
- Named The San Francisco Chronicle's 2016-17 Boys Metro Player of the Year, one of many awards that led to his head coach calling him "one of the most decorated high school players ever (in California)."
- Accumulated 2,353 points with a career average of 19.4.
- Helped lead team to three North Coast Section titles in his four years.
- Mariners started 4-9 during his senior campaign in 2016-17 but, after shifting the offense to revolve more around Milstead, the team won 21 consecutive games and reached the state title game.
- Hit the 40-point mark three times during his senior season, including a career-best 44 points on Dec. 2, 2016. Scored 30 or more points in 11 games.
- Led the team in points per game as a senior (25.8) and junior (19.1).
- Shot 40 percent from 3-point range (37 of 92) as a junior in 2015-16.
- High school teammate of Oscar Frayer.

PERSONAL

- Parents are Jules Milstead and Jarecka Holmes.
- Father, Jules, played at Fremont-Oakland in the 1990s and later coached with AAU's Oakland Soldiers.
- Had 10 college offers but final decision was between Saint Mary's and GCU.
- Favorite athletes are Kobe Bryant, Tom Brady and Russell Westbrook.

17-18 SEASON HIGHS

Points	11, vs. UMKC, 2/1/18
Minutes	18, vs. UMKC, 2/1/18
Rebounds	4, vs Chicago State, 2/3/18
Assists	3, (2x) last vs Chicago State, 2/3/18
Blocks	1, (6x) last at NMSU, 2/10/2018
Steals	1, (2x) last vs. Utah Valley, 2/24/18
FG Made	4, vs UMKC, 2/1/18
3PT Made	2, vs Utah Valley, 2/24/18
FT Made	7, vs CSU Bakersfield, 3/3/18

MISCELLANEOUS

	2017-18	CAREER
Points 10+	1	1
Rebounds 10+	--	--
Assists 5+	--	--
Double-double	--	--
Led Grand Canyon in		
Points	--	--
Rebounds	--	--
Assists	4	4
Steals	1	1
Blocks	1	1

CAREER HIGHS

Points	11, vs. UMKC, 2/1/18
Minutes	18, vs. UMKC, 2/1/18
Rebounds	4, vs Chicago State, 2/3/18
Assists	3, (2x) last vs Chicago State, 2/3/18
Blocks	1, (6x) last at NMSU, 2/10/2018
Steals	1, (2x) last vs. Utah Valley, 2/24/18
FG Made	4, vs UMKC, 2/1/18
3PT Made	2, vs Utah Valley, 2/24/18
FT Made	7, vs CSU Bakersfield, 3/3/18

CAREER STATS

Year	GP	GS	MIN	MPG	FGM	FGA	FG%	3PM	3PA	3P%	FTM	FTA	FT%	PTS	PPG	O-REB	D-REB	T-REB	RPG	FLS	AST	APG	TO	STL	BLK
2017-18 Fr.	22	0	209	9.5	28	53	.528	10	16	.625	41	49	.836	107	4.9	3	15	18	0.8	16	21	1.2	27	10	2
Career Totals	22	0	209	9.5	28	53	.528	10	16	.625	41	49	.836	107	4.9	3	15	18	0.8	16	21	1.0	27	10	2



ROBERTS BLUMBERGS

#12

FORWARD • SOPHOMORE • 6'10" • 220 • VENTSPILS, LATVIA

GRAND CANYON

2017-18 | Freshman

- Appeared in 33 games and averaged 5.2 points and 3.0 rebounds.
- Started his first seven GCU games.
- Had first double-digit scoring game with 14 points against Norfolk State on Nov. 20, 2017.
- Scored a season-high 25 points in 18 minutes against UT Rio Grande Valley on Jan. 13, 2018. Connected on 11 of 13 free throws alongside 6-for-11 shooting from the field. Set GCU's D-1 mark for points in a game by a true freshman but it was broken by Alessandro Lever.

HIGH SCHOOL

GBA - Prague, Czech Republic

- Moved from small hometown of Ventspils, Latvia, to join German basketball club Artland Dragons at age 16.
- With his days devoted to basketball, finished his education at a Latvian online school.
- Learned about U.S. culture after living with an American family whose father, Flo Hartenstein, played basketball at Oregon.
- Played on the Latvian National Team.
- Moved to the Czech Republic to join the Get Better Academy in Prague.

PERSONAL

- Parents are Andis and Sarma Blumbergs
- Also considered Creighton, Seton Hall, Georgia Tech and Xavier

17-18 SEASON HIGHS

Points	25, vs. UTRGV, 1/13/18
Minutes	31, vs. Norfolk State, 11/20/17
Rebounds	8, (3x) last vs. William Jessup, 1/23/18
Assists	6, vs. Norfolk State, 11/20/17
Blocks	2, vs. Morgan State, 12/27/17
Steals	3, vs. Grambling State, 12/9/17
FG Made	6, vs UTRGV, 1/13/18
3PT Made	2, (5x) last vs UTRGV, 1/13/18
FT Made	6, vs Norfolk State, 11/20/17

MISCELLANEOUS


	2017-18	CAREER
Points 10+	4	4
Rebounds 10+	--	--
Assists 5+	1	1
Double-double	--	--
Led Grand Canyon in		
Points	2	2
Rebounds	3	3
Assists	1	1
Steals	4	4
Blocks	3	3

CAREER HIGHS

Points	25, vs. UTRGV, 1/13/18
Minutes	31, vs. Norfolk State, 11/20/17
Rebounds	8, (3x) last vs. William Jessup, 1/23/18
Assists	6, vs. Norfolk State, 11/20/17
Blocks	2, vs. Morgan State, 12/27/17
Steals	3, vs. Grambling State, 12/9/17
FG Made	6, vs UTRGV, 1/13/18
3PT Made	2, (5x) last vs UTRGV, 1/13/18
FT Made	6, vs Norfolk State, 11/20/17

CAREER STATS

Year	GP	GS	MIN	MPG	FGM	FGA	FG%	3PM	3PA	3P%	FTM	FTA	FT%	PTS	PPG	O-REB	D-REB	T-REB	RPG	PF	AST	APG	TO	STL	BLK
2017-18 Fr.	30	7	418	13.9	52	144	.361	16	74	21.62	40	53	.755	160	5.3	28	64	92	3.1	41	25	0.8	32	11	7
Career Totals	30	7	418	13.9	52	144	.361	16	74	21.62	40	53	.755	160	5.3	28	64	92	3.1	41	25	0.8	32	11	7



RAEF GERDES

#15

FORWARD • FRESHMAN • 6'7" • 180 • LEE'S SUMMIT, MO.

HIGH SCHOOL

Summit Christian Academy - Lee's Summit, Mo.

- Helped the Eagles to a 67-33 mark during his four-year career.
- Averaged 15.0 points as a senior for the team's second-highest scoring average. Shot 38.6 percent from 3-point range.
- Earned first team All-District and second team All-Conference honors.
- Cites his top high school memory as winning three consecutive games to claim the Eagle Invitational championship as a senior.
- High school teammate, Preston Kliewer, plays basketball at MidAmerica Nazarene.
- Shared the court as a senior with younger brother Jared, a freshman. The brothers represented the Eagles' top two rebounders in 2017-18.

PERSONAL

- Parents are Daniel and Karen Gerdes.
- Father, Daniel, played basketball at Wartburg College from 1983 to 1987. Ranks in the program's top 10 for career blocks (65).
- Career goals include becoming a filmmaker for a sports team or company.

17-18 SEASON HIGHS

Points	--
Minutes	--
Rebounds	--
Assists	--
Blocks	--
Steals	--
FG Made	--
3PT Made	--
FT Made	--

MISCELLANEOUS

	2017-18	CAREER
Points 10+	--	--
Rebounds 5+	--	--
Assists 5+	--	--
Double-double	--	--
Led Grand Canyon in		
Points	--	--
Rebounds	--	--
Assists	--	--
Steals	--	--
Blocks	--	--

CAREER HIGHS

Points	--
Minutes	--
Rebounds	--
Assists	--
Blocks	--
Steals	--
FG Made	--
3PT Made	--
FT Made	--

CAREER STATS

Year	GP	GS	MIN	MPG	FGM	FGA	FG%	3PM	3PA	3P%	FTM	FTA	FT%	PTS	PPG	O-REB	D-REB	T-REB	RPG	FLS	AST	APG	TO	STL	BLK
2018-19 / Fr.	--	--	--	--	--	--	--	--	--	--	--	--	--	--	--	--	--	--	--	--	--	--	--	--	--
Career Totals	--	--	--	--	--	--	--	--	--	--	--	--	--	--	--	--	--	--	--	--	--	--	--	--	--



CARLOS JOHNSON

#23

GUARD • JUNIOR • 6'3" • 215 • CENTRALIA, ILL.

WASHINGTON - SEATTLE, WASH.

2017-18 | Sophomore

- Appeared in 17 games and averaged 8.5 minutes off the bench for the Huskies.
- Opened season with 10 points on 3-of-3 shooting from the field and a 4-for-4 mark from the free throw line against Belmont on Nov. 10, 2017.
- Again tallied 10 points at rival Washington State with 4-of-6 shooting on Jan. 6, 2018.
- Played 16 total minutes in the final 18 games of the season under first-year head coach Mike Hopkins.

2016-17 | Freshman

- Saw action in all 31 games and averaged 5.9 points and 3.0 rebounds.
- Was Washington's fifth-leading scorer and second among freshmen behind 2017 NBA Draft No. 1 pick Markelle Fultz.
- Scored in double figures on six occasions, including a career-high 19 points against Arizona State on Feb. 16, 2017. Shot 7 for 11 from the field and collected a team-leading 12 rebounds for first career double-double.
- Originally committed to UNLV before coaching change.

HIGH SCHOOL

Findlay Prep - Henderson, Nev.

- Transferred to powerhouse Findlay Prep for his senior season.
- Averaged 14.5 points in 20.5 minutes over 29 games.
- Scored a career-high 43 points on Feb. 29, 2016.

El Cerrito High School - El Cerrito, Calif.

- Played his junior season with the Gauchos.
- Saw action in 29 games and averaged 15.9 points and 8.3 rebounds.

Shadow Mountai High School - Phoenix, Ariz.

- Played his first two years of high school for the Matadors, helping the team to a state championship as a sophomore in 2014.
- Teammates with fellow Lopes player J.J. Rhymes.
- Averaged 11.9 points and 6.3 rebounds in 30 games as a freshman in 2012-13.

PERSONAL

- Parents are Carlos Johnson and Constance Leake.
- GCU was his first college scholarship offer in high school.
- Was club basketball teammates of Damari Milstead and Oscar Frayer on the Oakland Soldiers.

17-18 SEASON HIGHS

Points	10, (2x) last at Washington St., 1/6/18
Minutes	20, vs Eastern Washington, 11/12/17
Rebounds	5, (2x) last vs Virginia Tech, 11/17/17
Assists	1, (3x) last vs Bethune Cookman, 2/19/17
Blocks	1, vs Eastern Washington, 11/12/17
Steals	1, (3x) last at Washington St., 1/6/18
FG Made	4, at WSU, 1/6/18
3PT Made	1, (2x) last vs Washington St., 1/28/18
FT Made	4, vs Belmont, 11/10/17

MISCELLANEOUS


	2017-18	CAREER
Points 10+	2	8
Rebounds 10+	--	1
Assists 5+	--	--
Double-double	--	1
Led Washington in		
Points	--	1
Rebounds	--	1
Assists	--	--
Steals	--	--
Blocks	--	--

CAREER HIGHS

Points	19, vs Arizona State, 2/16/17
Minutes	35, vs Arizona State, 2/16/17
Rebounds	12, vs Arizona State, 2/16/17
Assists	3, at UCLA, 3/1/17
Blocks	1, (8x) last vs Arizona, 2/18/17
Steals	2, at Arizona State, 1/25/16
FG Made	7, (2x) last at Washington St., 2/26/17
3PT Made	3, vs Oregon State, 1/7/17
FT Made	4, (2x) last vs Belmont, 11/10/17

CAREER STATS (WASHINGTON)

Year	GP	GS	MIN	MPG	FGM	FGA	FG%	3PM	3PA	3P%	FTM	FTA	FT%	PTS	PPG	O-REB	D-REB	T-REB	RPG	PF	AST	APG	TO	STL	BLK
2017-18 So.	17	0	144	8.5	25	44	.568	2	6	.333	13	22	.591	182	5.9	6	18	24	1.4	21	3	0.2	12	3	1
2016-17 Fr.	31	4	555	17.9	71	175	.406	7	32	.219	33	54	.611	45	47	45	47	92	3.0	72	21	0.7	38	9	7
Career Totals	48	4	699	14.6	96	219	.438	9	38	.237	46	76	.605	247	5.1	51	65	116	2.4	93	24	0.5	50	12	8



TIM FINKE

#24

GUARD • FRESHMAN • 6'6" • 195 • CHAMPAIGN, ILL.

OUTLOOK

REVIEW

MEET THE LOPES

THIS IS GCU

HISTORY

HIGH SCHOOL

Champaign Central High School - Champaign, Ill.

- Regarded as Illinois' No. 2 recruit by ESPN.com as high school player and No. 27 shooting guard in the nation.
- Was named The News-Gazette's All-Area Player of the Year in 2017-18.
- Tallied 2,015 career points to become Champaign-Urbana's all-time leading scorer.
- Helped lead the Maroons to a 3A regional title in all three seasons with them.
- Earned All-Area first team honors in all four years of high school.
- Averaged 21.0 points, 9.2 rebounds and 3.2 assists as a senior in 2017-18.
- Averaged 19.5 points, 7.8 rebounds and 3.8 assists as a junior in 2016-17.
- Father, Jeff, was his head coach.

Centennial High School- Champaign, Ill.

- Played freshman season, 2014-15, at Centennial with older brother, Nick.

PERSONAL

- Parents are Jeff and Laura Finke.
- Father, Jeff, played basketball (one season) and football (three seasons) at Illinois from 1986 to 1991.
- Older brother Michael played three seasons at Illinois and joins Tim at GCU as a graduate transfer in 2018-19.
- Older brother Nick plays basketball at Army, where he is a sophomore in 2018-19.
- Off the court, enjoys the outdoors, including fishing, as well as playing guitar.
- If he wasn't playing basketball, he would be playing baseball.

17-18 SEASON HIGHS

Points	--
Minutes	--
Rebounds	--
Assists	--
Blocks	--
Steals	--
FG Made	--
3PT Made	--
FT Made	--

MISCELLANEOUS

	2017-18	CAREER
Points 10+	--	--
Rebounds 5+	--	--
Assists 5+	--	--
Double-double	--	--
Led Grand Canyon in		
Points	--	--
Rebounds	--	--
Assists	--	--
Steals	--	--
Blocks	--	--

CAREER HIGHS

Points	--
Minutes	--
Rebounds	--
Assists	--
Blocks	--
Steals	--
FG Made	--
3PT Made	--
FT Made	--

CAREER STATS

Year	GP	GS	MIN	MPG	FGM	FGA	FG%	3PM	3PA	3P%	FTM	FTA	FT%	PTS	PPG	O-REB	D-REB	T-REB	RPG	PF	AST	APG	TO	STL	BLK
2018-19 Fr.	--	--	--	--	--	--	--	--	--	--	--	--	--	--	--	--	--	--	--	--	--	--	--	--	--
Career Totals	--	--	--	--	--	--	--	--	--	--	--	--	--	--	--	--	--	--	--	--	--	--	--	--	--



ALESSANDRO LEVER

#25

FORWARD • SOPHOMORE • 6'10" • 230 • BOLZANO, ITALY

GRAND CANYON

2017-18 | Freshman

- Was picked as WAC Freshman of the Year and named first team All-WAC honors.
- Led GCU with 12.2 points per game with an uptick to 15.8 during conference play.
- During WAC play, ranked third in the conference in scoring and ninth in rebounds per game (5.4).
- After coming off the bench in the Lopes' first seven games, entered the starting lineup on Dec. 9 and started the final 27 games of the season.
- Set the GCU Division I scoring record for a true freshman with 28 points at Chicago State on Jan. 18, 2018, just one game after teammate Roberts Blumbergs established a new mark.
- Scored 20 or more points in nine games, including four consecutively from Jan. 18 through Jan. 27 in 2018.
- Missed the first nine 3-point attempts of his career, but shot 36.1 percent from distance after Dec. 12, 2018.
- Helped GCU stave off an upset in its first-ever Division I conference tournament game, scoring 29 points to beat Kansas City on March 8, 2018.
- Earned All-Tournament team honors at the WAC Tournament.

INTERNATIONAL

Italian National Team

- Played on the Italian 18U and 20U National teams.
- Led Italy in scoring at the U20 European Championships in 2018 with 13.9 points per game. One of only two players in the 16-team Division A to average more than 13 points in fewer than 23 minutes.
- Led team to an eighth-place finish by finishing in the tournament's top 15 for points per game (12th, 13.9), free throw percentage (fifth, 81.0), field goal percentage (13th, 48.0) and 3-point percentage (14th, 44.4). He also averaged 5.1 rebounds per game and posted a 27-point game against Sweden during the tournament in Chemnitz, Germany.

PERSONAL

- Parents are Franco Lever and Annalisa Piccoli.
- His father coached his school basketball teams. His mother was a pro basketball player in Italy.
- Favorite player growing up was Kobe Bryant.

17-18 SEASON HIGHS

Points	30, vs. Seattle U, 2/22/18
Minutes	37, vs. Seattle U, 2/22/18
Rebounds	10, (3x) last vs. Seattle U, 2/22/18
Assists	4, at Louisville, 12/23/17
Blocks	2, vs. Longwood, 12/21/17
Steals	1, (4x) last vs. UTRGV, 1/13/18
FG Made	11, at Chicago State, 1/18/18
3PT Made	3, (3x) last vs New Mexico St, 3/10/18
FT Made	8, vs CSU Bakersfield, 3/3/18

MISCELLANEOUS

	2017-18	CAREER
Points 10+	13	13
Rebounds 10+	3	3
Assists 5+	--	--
Double-double	2	2
Led Grand Canyon in		
Points	8	8
Rebounds	8	8
Assists	1	1
Steals	3	3
Blocks	7	7

CAREER HIGHS

Points	30, vs. Seattle U, 2/22/18
Minutes	37, vs. Seattle U, 2/22/18
Rebounds	10, (3x) last vs. Seattle U, 2/22/18
Assists	4, at Louisville, 12/23/17
Blocks	2, vs. Longwood, 12/21/17
Steals	1, (4x) last vs. UTRGV, 1/13/18
FG Made	11, at Chicago State, 1/18/18
3PT Made	3, (3x) last vs New Mexico St, 3/10/18
FT Made	8, vs CSU Bakersfield, 3/3/18

CAREER STATS

Year	GP	GS	MIN	MPG	FGM	FGA	FG%	3PM	3PA	3P%	FTM	FTA	FT%	PTS	PPG	O-REB	D-REB	T-REB	RPG	PF	AST	APG	TO	STL	BLK
2017-18 Fr.	30	23	600	20.0	115	249	.462	20	68	.294	90	117	.769	340	11.3	38	95	133	4.4	77	40	1.3	78	8	11
Career Totals	30	23	600	20.0	115	249	.462	20	68	.294	90	117	.769	340	11.3	38	95	133	4.4	77	40	1.3	78	8	11



QUINN SMITH

#35

GUARD • FRESHMAN • 6'6" • 205 • BROOKLYN PARK, MINN.

HIGH SCHOOL

Maranatha Christian School - Brooklyn Park, Minn.

- Played his senior season with the Mustangs.
- Won team's Gym Rat Award.

Robbinsdale Armstrong High School- Plymouth, Minn.

- Played his junior season with the Falcons.

PERSONAL

- Parents are Joseph Smith Jr. and Luann Cheney-Smith.
- Favorite team is the Phoenix Suns and favorite athletes to watch include Devin Booker, Kevin Durant and Kobe Bryant.

17-18 SEASON HIGHS

Points	--
Minutes	--
Rebounds	--
Assists	--
Blocks	--
Steals	--
FG Made	--
3PT Made	--
FT Made	--

MISCELLANEOUS

	2017-18	CAREER
Points 10+	--	--
Rebounds 5+	--	--
Assists 5+	--	--
Double-double	--	--
Led Grand Canyon in		
Points	--	--
Rebounds	--	--
Assists	--	--
Steals	--	--
Blocks	--	--

CAREER HIGHS

Points	--
Minutes	--
Rebounds	--
Assists	--
Blocks	--
Steals	--
FG Made	--
3PT Made	--
FT Made	--

CAREER STATS

Year	GP	GS	MIN	MPG	FGM	FGA	FG%	3PM	3PA	3P%	FTM	FTA	FT%	PTS	PPG	O-REB	D-REB	T-REB	RPG	FLS	AST	APG	TO	STL	BLK
2018-19 Fr.	--	--	--	--	--	--	--	--	--	--	--	--	--	--	--	--	--	--	--	--	--	--	--	--	--
Career Totals	--	--	--	--	--	--	--	--	--	--	--	--	--	--	--	--	--	--	--	--	--	--	--	--	--



GERARD MARTIN

#42

GUARD/FORWARD • RS-SENIOR • 6'6" • 225 • MANLY, AUSTRALIA

OUTLOOK

REVIEW

MEET THE LOPES

THIS IS GCU

HISTORY

GRAND CANYON

2017-18 | RS-Junior

- Came off the bench and saw action in all 34 games.
- Scored season-high 10 points in Las Vegas against Morgan State on Dec. 27 on 4-of-5 shooting.

2016-17 | RS- Sophomore

- Earned WAC All-Defensive Team honors.
- Appeared in all 31 games during the season, starting 24 of them.
- Averaged 5.1 points.
- Led the team with 42 steals and added 78 assists
- Scored a season-high 14 points against UT Rio Grande Valley on Jan. 14.

2015-16 | RS-Freshman

- Averaged 4.3 points, 2.5 rebounds, 2.5 assists and 23.0 minutes per game.
- Started 33 to help GCU to a 27-7 record and a second-place finish in the WAC.
- Scored a career-best 17 points after hitting five 3-pointers in a win over Central Michigan on Dec. 3.
- Grabbed a season-best seven rebounds against Delaware State on Dec. 15.

2014-15 | Freshman

- Redshirted season due to injury

HIGH SCHOOL

Australia Insitute of Sport - Bruce, Australia

- A two-time conference champion representing Scots College in Sydney with a 20.0 scoring average.
- A member of gold medal-winning sides for the U16 and U18 state team, as well as a silver medalist for the U17 squad.
- Averaged 4.8 points and 3.2 rebounds in the FIBA U19 Championships.

PERSONAL

- Parents are Geoff and Paula Martin.
- Mother, Paula, played collegiate basketball.
- If he wasn't playing basketball, he would be playing Australian Rules Football.
- Favorite professional sports team is the Essendon Bombers of the AFL.

17-18 SEASON HIGHS

Points	10, vs Morgan State, 12/27/17
Minutes	25, (2x) last vs Seattle, 2/22/18
Rebounds	7, (3x) last vs Seattle, 2/22/18
Assists	4, (2x) last at UTRGV, 2/8/18
Blocks	2, vs Arkansas-Little Rock, 11/18/17
Steals	2, (5x) last at Illinois, 12/30/17
FG Made	4, vs Morgan State, 12/27/18
3PT Made	2, (4x) last vs William Jessup, 1/23/18
FT Made	4, vs CSU Bakersfield, 2/17/18

MISCELLANEOUS

	2017-18	CAREER
Points 10+	1	9
Rebounds 10+	--	1
Assists 5+	--	--
Double-double	--	--
Led Grand Canyon in		
Points	--	1
Rebounds	2	7
Assists	1	8
Steals	5	18
Blocks	2	16

CAREER HIGHS

Points	17, vs. Central Michigan, 12/03/15
Minutes	40, (3x) last at Chicago State, 1/28/17
Rebounds	10, vs. Seattle U, 1/21/17
Assists	7, (3x) last vs. Seattle U, 1/21/17
Blocks	2, (3x) last vs. Little Rock, 11/18/17
Steals	7, vs. SIUE, 11/28/16
FG Made	6, vs Central Michigan, 12/2/15
3PT Made	5, vs Central Michigan, 12/2/15
FT Made	6, vs Alcorn State, 11/19/15

CAREER STATS

Year	GP	GS	MIN	MPG	FGM	FGA	FG%	3PM	3PA	3P%	FTM	FTA	FT%	PTS	PPG	O-REB	D-REB	T-REB	RPG	PF	AST	APG	TO	STL	BLK
2017-18 RS-Jr.	30	0	503	16.8	35	88	.397	18	59	.305	11	25	.440	99	3.3	17	69	86	2.9	54	37	1.2	18	16	4
2016-17 RS-So.	31	24	906	29.2	51	154	.331	31	116	.267	24	41	.585	157	5.1	22	105	127	4.1	71	78	2.5	47	42	10
2014-15 RS-Fr.	34	33	786	23.1	50	127	.394	33	82	.402	20	25	.800	153	4.5	11	73	84	2.5	76	86	2.5	38	34	14
Career Totals	95	57	2195	23.1	136	369	.368	82	257	.319	55	91	.604	409	4.3	50	247	297	3.1	201	103	2.1	103	92	28



MICHAEL FINKE #43

FORWARD • RS-SENIOR • 6'10" • 235 • CHAMPAIGN, ILL.

ILLINOIS - CHAMPAIGN, ILL.

2017-18 | RS-Junior

- Played in 28 of 32 games, starting the first 25.
- Fourth on Illini in scoring at 9.8 points per game.
- Scored in double figures in 13 games with two 20-point performances.
- Second on team in rebounding at 4.6 per game and led Illini with an average of 1.9 offensive rebounds

2016-17 | RS-Sophomore

- Played in 32 games, starting the first eight and missing the last three games during the NIT with a foot injury.
- Led Illini and ranked 14th in the Big Ten in 3-point shooting at 41.1 percent (37 for 90). Shot 44.9 percent (22 of 49) behind the arc during conference play to rank eighth.
- Scored in double figures 11 times, including five of the first six games.

2015-16 | RS-Freshman

- Played in 33 of 34 games, starting 16 times.
- Fifth on team in scoring, averaging 7.5 points. Averaged 3.7 rebounds and led Illini with 45 offensive boards.
- Scored 17 points in a game against WAC foe Chicago State on Nov. 23, 2015.
- Tallied a career-high 16 rebounds – the most by an Illini player since 2011
- Had 17 points with career-best five 3-pointers in Big Ten Tournament win over Minnesota on March 9, 2016.

2014-15 | Freshman

- Redshirted season

HIGH SCHOOL

Centennial High School - Champaign, Ill.

- Scored a career-high 42 points in a win over Kankakee on Feb. 25, 2014.
- Class 3A first-team All-State by the Associated Press and Chicago Sun-Times.
- Class 3A/4A first-team All-State by the Illinois Basketball Coaches Association.
- Two-time News-Gazette All-Area Player of the Year and first-team All-State by AP and News-Gazette.
- Finished prep career ranked fourth all-time at Centennial in scoring with 1,425 points and second in rebounding with 711 boards.

PERSONAL

- Parents are Jeff and Laura Finke
- Father, Jeff, played football and basketball at Illinois from 1986-91
- Brother, Nick, plays basketball for Army West Point, starting in 2017
- Brother, Tim, is a freshman on the roster

CAREER STATS (ILLINOIS)

Year	GP	GS	MIN	MPG	FGM	FGA	FG%	3PM	3PA	3P%	FTM	FTA	FT%	PTS	PPG	O-REB	D-REB	T-REB	RPG	PF	AST	APG	TO	STL	BLK
2017-18 R-Jr.	28	25	699	25.0	107	218	.491	29	94	.309	30	49	.612	273	9.8	52	78	130	4.6	56	30	1.1	22	9	8
2016-17 R-So.	32	8	635	19.8	83	172	.483	37	90	.411	17	31	.548	220	6.9	49	86	135	4.2	44	21	0.7	30	10	5
2015-16 R-Fr.	33	16	670	20.3	90	207	.435	40	109	.367	28	43	.651	248	7.5	45	76	121	3.7	61	32	0.9	31	4	5
Career Totals	93	49	2004	21.5	280	597	.469	106	293	.362	75	123	.610	736	7.9	146	240	386	4.1	161	83	0.9	83	23	18

17-18 SEASON HIGHS

Points	22, vs NC Central, 11/24/17
Minutes	34, at Missouri, 12/23/17
Rebounds	10, (2x) last at Nebraska, 1/15/18
Assists	3, vs Rutgers, 1/30/18
Blocks	3, vs DePaul, 11/17/17
Steals	2, at Minnesota, 1/3/18
FG Made	8, vs Longwood, 12/13/17
3PT Made	5, vs NC Central, 11/24/17
FT Made	5, at Rutgers, 2/25/18

MISCELLANEOUS

	2017-18	CAREER
Points 10+	13	34
Rebounds 10+	2	4
Assists 5+	--	--
Double-double	2	3
Led Illinois in		
Points	4	9
Rebounds	5	11
Assists	--	1
Steals	--	--
Blocks	2	3

CAREER HIGHS

Points	24, vs Western Carolina, 1/28/17
Minutes	36, at Minnesota, 1/23/16
Rebounds	16, at Minnesota, 1/23/16
Assists	5, at Iowa, 2/18/17
Blocks	3, vs DePaul, 11/17/17
Steals	3, at Northwestern, 2/7/17
FG Made	8, vs Longwood, 12/13/17
3PT Made	5, vs NC Central, 11/24/17
FT Made	8, vs Chicago State, 11/23/15

Willis Towers Watson



30 FOULS 0

12:06

0 60





THIS IS GCU

7

THIS IS GCU | GCU ARENA

OUTLOOK

REVIEW

MEET THE LOPES

THIS IS GCU

HISTORY

ARENA INFORMATION

Broke ground	June 25, 2010
Opened	September 1, 2011
Capacity	7,000
GCU Record at GCU Arena	100-21 (.826)
Location	South campus, along Camelback Rd.

HISTORY

First game	Nov. 5, 2011 vs. Arizona State
Result	L 69-89
Largest crowd	7,521 - Jan. 11, 2018, vs NM State
Result	W 70-59

DID YOU KNOW?

GCU RANKED 14TH IN PERCENT OF VENUE FILLED FOR 2017-18 (99.62%)

#LOPESUP

Grand Canyon University Arena has provided the Lopes a definitive home-court advantage since opening its doors before the 2011-12 basketball season. With a seating capacity of 7,000 and a prime location on campus, the venue is regularly packed to the rafters with students and fans, providing an electric atmosphere ripe for success.

During the past four years, the GCU men's team has been dominant in the arena, posting an overall record of 84-18, including a pair of 15-1 seasons before starting the transition to Division I. The Lopes' record playing a regular complement of Division I guests has been impressive as well, as GCU owns a 66-31 mark since 2013-14. The success on the court helped GCU to a pair of postseason tournament appearances in its first two years transitioning to the NCAA's highest level.

An intimidating factor for opponents, the large Havocs student section has proven to be one of the best in the WAC. The Havocs create an imposing backdrop for visiting teams as they fill the bleachers with energy and enthusiasm.

With a push from the Havocs, a packed house is a regular occurrence and has led to an incredible rise

in attendance for the men's team in the first four years since the GCU Arena opened. Home attendance has more than doubled since the arrival of the arena, with an average per game of nearly 6,973 fans coming through the doors last year. Among that mark were 10 contests with raucous crowds of more than 7,000 fans with an arena record 7,521 fans showing up for the game against WAC foe New Mexico State on January 11, 2018.

GCU Arena has been nationally recognized and garnered national media attention over the past few seasons for the game day atmosphere and for the student section, the Havocs. During the offseason before the 2018-19 season, GCU Arena was ranked the 21st best college basketball atmosphere in the country. In April of 2017, USA Today wrote a story saying that GCU's student section was the best in the country.





OUTLOOK

REVIEW

MEET THE LOPES

TOP 10 CROWDS

7,521 Jan. 11, 2018 vs. New Mexico State

7,502 Feb. 25, 2017 vs. Kansas City

7,493 Dec. 3, 2016 vs. Louisville

7,479 Feb. 11, 2017 vs. New Mexico State

7,413 Jan. 9, 2016 vs. New Mexico State

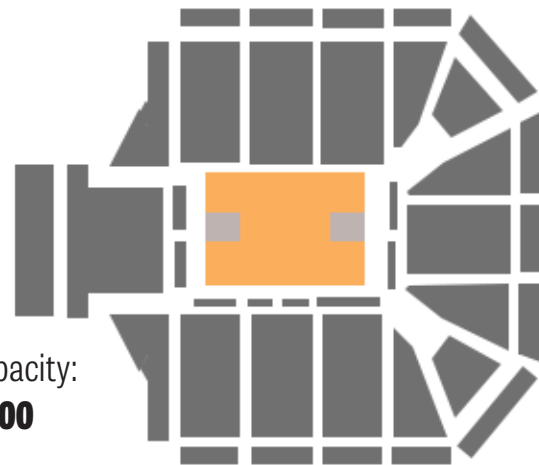
7,412 Dec. 30, 2014 vs. Harvard

7,397 Nov. 25, 2017 vs. San Diego

7,394 Nov. 18, 2017 vs. Little Rock

7,376 Feb. 24, 2017 vs. Chicago State

7,320 Jan. 21, 2017 vs. Seattle U



THIS IS GCU



HISTORY

THIS IS GCU

| PRACTICE FACILITY

OUTLOOK

Adjacent to Grand Canyon University Arena, the GCU Basketball Practice Facility offers GCU men's and women's basketball programs a state-of-the-art, conveniently-located home.

The main floor of the GCU Basketball Practice Facility has one main regulation-sized court with two side practice courts.

The entrance of the facility is home to the Colangelo museum which is full of artifacts from Phoenix sports icon Jerry Colangelo. Colangelo has strong ties to GCU and has the College of Business named after himself as well.

On the second level, the facility houses over 10 individual offices for both men's and women's basketball coaching and support staffs. The offices of both head coaches overlook the practice facility with sliding glass doors leading to a balcony that overlooks the court below. All offices in the facility have windows that overlook either the practice floor or the main lobby.

Back on the main floor, both programs have a team room and player's lounge right off the practice facility court.

Capping off the new facility, the complex features team meeting space and a film room, also right off of the practice facility court.

The facility opened for both programs at the conclusion of the 2016-17 basketball season.

REVIEW

MEET THE LOPES

THIS IS GCU

HISTORY





OUTLOOK

REVIEW

MEET THE LOPES

THIS IS GCU

HISTORY





Born in 1939, Jerry Colangelo began his career in sports in the state of Illinois. He played college basketball for the Illinois Fighting Illini from 1960-1962 where he earned All-Big Ten honors twice (1961, 1962) and captained the team as a senior. Colangelo graduated in 1962 with a degree in physical education.

Colangelo began his professional career in sports at the age of 26 when he began working for the newly formed Chicago Bulls in 1966. He worked as a marketing director, head scout for the team, along with an assistant to the president of the Bulls. Colangelo made sports history in 1966 when he helped organize the first shoe deal in professional sports between Converse and the Bulls.

In 1968 Colangelo continued making history by becoming the youngest general manager in professional sports, at age 28, when he made the move to Arizona and help found the Phoenix Suns. Bringing professional basketball to the Valley of the Sun was the beginning of what would be 50 years of sports history made by Colangelo in Arizona.

In only the second season as a franchise, Colangelo stepped into the head coaching role for the Suns partway through the 1969-1970 season. In the final 44 games of the season the team finished about .500 and reached the playoffs. Colangelo coached against Lakers, and future hall of famers, Wilt Chamberlain, Elgin Baylor, and Jerry West in the first round. Colangelo and the Suns pushed it to game seven but the Lakers pulled out the win. Colangelo again would assume coaching duties in 1972-73 when he coached 75 games for the Suns going 35-40 in those games.

The Suns were competitive during the 1970's reaching the NBA Finals in 1976. The Suns would lose in the Finals to the Boston Celtics in six games. Colangelo earned his first of four NBA Executive of the Year Awards in 1977. Starting in 1978 the Suns would make the playoffs eight straight seasons, with Colangelo earning his second Executive of the Year Award in 1982. In 1987 Colangelo bought the Suns for a record \$44 million, and became owner of the team.

In Colangelo's second year as owner, the Suns made one of the biggest turnarounds in NBA history, nearly doubling their win total (28 to 55) and making the first of 13 consecutive playoff appearances. Colangelo was an essential part of the group that helped build American West Arena (now Talking Stick Resort Arena), bringing the Suns to downtown Phoenix. During those years of success Colangelo engineered trades for future Hall of Famer Charles Barkely, and dynamic point guard Kevin Johnson. The Suns reached their second NBA Finals in 1993 losing to Michael Jordan's Bulls in six games. Colangelo earned his final two Executive of the Year Awards in 1990 and '94.

While attending a Chicago Cubs game during the NBA season, Colangelo made the decision to bring professional baseball to Phoenix. In 1995 the MLB awarded an expansion team to Arizona and three years later the Arizona Diamondbacks began play in Bank One Ballpark in 1998 (now named Chase Field), with Colangelo serving as owner and CEO of the team. Three short years later in 2001, the Diamondbacks made history becoming the youngest MLB franchise to win a World Series. Colangelo celebrated with the team hoisting the Commissioner's Trophy celebrating the first world championship for the state of Arizona.

In the 1990's, Colangelo brought many other professional sports franchises to Phoenix. In 1992 Colangelo founded the Arizona Rattlers from the Arena Football League. The Phoenix Coyotes (now the Arizona Coyotes) were founded in 1996 and began play in Phoenix before moving to Glendale. Colangelo founded the Phoenix Mercury as the WNBA was brought to Phoenix in 1997.

Colangelo also turned around the USA Basketball Team, taking over in 2005. The team hadn't won a major international competition since 2000, so Colangelo rebuilt the program from the ground up. With help from legendary coach Mike Krzyzewski, the men's national team won three consecutive gold medals in the 2008, '12, and '16 Olympics. In total the men's national team amassed an 88-1 record and seven total medals in the 11 years Colangelo served as Managing Director.

For his lifelong dedication to the sport of basketball, Colangelo was inducted into the Naismith Memorial Basketball Hall of Fame in 2004.

In 2011, Colangelo turned his attention to Grand Canyon University. With his partnership with President Brian Mueller, the Colangelo College of Business was founded. The Colangelo College of Business "challenges and inspires students to be servant leaders with the business skills and values necessary to drive organizational success and positively impact society." With Colangelo's help GCU now offers one of the most comprehensive sports management, golf management, and business schools in the country.

Colangelo's influence has led to partnerships with the Oakland Athletics and Milwaukee Brewers spring training facilities along with numerous guest speakers and events on campus focused on sports. Colangelo regularly speaks to classes on campus, striving to make an impact on future leaders in the sports world.

A regular attendee at GCU basketball games, Colangelo and former Suns player and now GCU head coach, Dan Majerle look to continually improve the program into a Top-25 competitor with regular appearances in the NCAA Tournament. Majerle, Colangelo, and GCU basketball have garnered national attention for their successful four-year transition period and awe inspiring home court atmosphere lead by the Havocs.

Colangelo has left an impact on hundreds of people that he has met over his life. He has a message for them, one that still holds true to this day. During his acceptance speech into the Naismith Memorial Basketball Hall of Fame, he said, "At the core of my beliefs is a conviction that every person, in service to their faith, values, and dreams must seize whatever chances arise, to make the most of his or her life."



PHOENIX SPORTS IMPACT

IN THEIR WORDS



FOUNDED 1968



ARIZONA
RATTLERS

FOUNDED 1992



FOUNDED 1996



FOUNDED 1997



FOUNDED 1998

“

Mr. Colangelo not only delivers, he over-delivers on everything he does. When you do that for 50 years with integrity and honesty, you see the incredible impact it has had on this community.

GCU President Brian Mueller

“

There is not a better boss in the world. He motivates people, he inspires people, he does things the right way. He's a guy that you want to do your best for to please him. He was a consummate motivator, and you wanted to do everything you could for him because he provided everything that you needed to be successful.

Phoenix Suns Legend Tom Chambers

“

Jerry treats people with respect, and he's an optimistic guy who believes that you can get people to work together and accomplish great things. He cares about doing things for the right reasons, and he's pragmatic about it – you have to be.

Former Phoenix Suns Coach Paul Westphal

“

I have learned the importance of relationships the importance of relationships as well as keeping your priorities: faith, family, friends and community.

CCOB Dean Dr. Randy Gibb

“

GCU is on the rise, Dan Majerle has done a great job, and everything Jerry Colangelo touches turns to gold.

NBA Hall of Famer Chris Mullin



OUTLOOK

REVIEW

MEET THE LOPES

THIS IS GCU

HISTORY

THIS IS GCU

| GCU HAVOCS

OUTLOOK

REVIEW

MEET THE LOPES

THIS IS GCU

HISTORY

70



The Havocs are some of the most dedicated and rowdy fans in all of collegiate sports. Over 3,000 students strong, they turn GCU athletic venues into some of the rowdiest and hostile environments in all of college sports. They use their unified group to help the community and volunteer with various non-profits and charitable organizations. Havocs strive to create a spirited community and sense of camaraderie for all students.

Known for their constant energy, support and pride, the Havocs support and encourage all GCU athletic teams, promote school spirit and build Lope pride and tradition – while upholding the four pillars and values of GCU. With positive sportsmanship and respect in mind, Havocs create an energetic environment for our fans and an intimidating atmosphere for opponents.

Tabbed as the “Biggest Party in College Basketball,” the Havocs bring the noise and excitement every game with different cheers, choreographed dances, chants that are utilized to give every team a competitive advantage when playing at home at GCU. In August 2018, GCU Arena was ranked 22nd in the country for best college basketball atmospheres, and was quoted as “easily one of the rowdiest fanbases in the entire country” by Lukas Harkins of Bustingbrackets.com.

The Havocs mission is to be the most spirited, energetic and disruptive student section in the country. Their vision, to bring constant energy, support and pride for GCU athletics. Havocs strive to create the most unique game day experience in college basketball and a sense of camaraderie for all students.

The Havocs cheer at more than just home events, sending droves of students to rival New Mexico State, in Las Cruces, New Mexico, and to the WAC Tournament in Las Vegas. The support has garnered national attention over the past five years including being featured on ESPN's Scott Van Pelt's SportsCenter show.

The Havocs are more than just a student section, too. The Havocs serve the community through their Havocs with Heart outreach. Havocs with Heart is a program committed to making a difference in the community and connecting

members with various non-profit organizations in Phoenix. They believe they can use GCU sporting events and their wide member base to shed light on local charities and lend a helping hand.

This season, the Havocs selected four charities that serve a wide range of needs, from homelessness to life threatening illnesses. Havocs members use the same energy they have at games to help others who are in need. The Havocs believe it's their responsibility to not only cheer for our athletics and connect with students on campus, but use their position within Grand Canyon University to help support the surrounding community.





HAVOCS

- Jake Bradshaw** President
- Shelby Langston** President
- Tannor Bach** Vice President
- Tanner Snyder** Marketing Producer
- Apryl Thimsen** Marketing Producer
- Titus Converse** Activities Coordinator
- Antonio Borjas** Rookie Leader
- Claire Belmear** Rookie Leader
- Alexa Kowalksi** Rookie Leader
- Andre Fitz** Rookie Leader

WHAT THEY'RE SAYING

In college basketball, in my 40-plus years, this was the toughest crowd I've ever faced. Awesome... you've got something special here. Really special.

Rick Pitino

GCU Arena has become one of college basketball's rowdiest environments.

New York Times

The Havocs are the biggest party in college basketball.

SB Nation

Thunder Dan has that place rocking.

Jeff Goodman, ESPN.com

The best basketball environment in the valley is GCU.

Cameron Cox, KPNX-TV

I can't remember a more electric pregame atmosphere.

Vince Marotta, AZ Sports 98.7 FM



Grand Canyon University's rise in NCAA Division I athletics was further entrenched in May 2015 with the University signing a five-year deal with apparel and footwear giant Nike.

"We want to be a top-25 program in everything we do, and these contracts are an example of that," said Mike Vaught, vice president of athletics at GCU. "Nike is the gold standard when it comes to apparel and footwear. We are partnering with a brand that has worldwide appeal and credibility."

The five-year deal with Nike covers apparel and footwear for coaches and student athletes of all sports at the University.

Eric Lautenbach, senior director of college basketball sports marketing for Nike, said his relationships with Majerle and Colangelo helped open the door for the deal with GCU.

"GCU has a longtime Nike athlete, and now coach, in Dan Majerle. And Jerry and I, on the heels of a 10-year relationship in the NBA and USA Basketball, have had numerous conversations

about the growth of GCU," Lautenbach said. "I see the vision that this school has.

"Before Gonzaga was Gonzaga, Nike had a deal with them. Before Butler was Butler, Nike had a deal with them. Before VCU and Wichita State and George Mason were tournament teams, they were with Nike. One day I could be referencing Grand Canyon when I talk about our relationships with schools that set no limits on the championships they pursue."

Phoenix sports icon, Jerry Colangelo, made the announcement in a press conference on the GCU campus. Colangelo serves as a special consultant to the university's athletic department and is the namesake of the school's business college.

"I think it's huge because when you talk about world brands, they don't get much bigger than Nike," said Colangelo, who helped make the deal possible by leveraging his relationships with the company from his time in the NBA and USA Basketball.

The five-year deal with Nike (running through the 2019-2020 year) covers apparel and footwear for coaches and student-athletes of all 21 sports.

The Nike deal adds a globally recognized "swoosh" to GCU's purple-clad teams. The contract was characterized as similar financially to deals the company has made with more established D-I schools in the former Big East Conference.

"Anything Jerry Colangelo has suggested to me has netted out to be a great idea," Lautenbach said, noting their relationship is among the most cherished things he's developed in his career at Nike.

"The recipe has been developed for great success, certainly with Mike Vaught's leadership and the coaches they have," Lautenbach said. "Our track record is we're going to work with great partners and to be a great partner for them."

"Sure, there's competition in the apparel business and the shoe business," Colangelo said. "But by far the big guy in that whole space is Nike."




Phoenix sports icon Jerry Colangelo announces the university's five-year partnership with Nike in a press conference on May 27, 2015.



OUTLOOK

REVIEW

MEET THE LOPES



THIS IS GCU

HISTORY

THIS IS GCU

| 10-IN-2 INITIATIVE


OUTLOOK

REVIEW

MEET THE LOPES

THIS IS GCU

HISTORY



..... GCU BALLPARK

Wrap-around chairback seating, upgraded concourse and concession space, roomy press box, wireless internet, large dugouts, and more
Phase I completed February 2018; on-field seats coming January 2019



..... SOFTBALL STADIUM

The two-phase project features covered chairback seating for 1,500 fans, a new press box and concourse, and a new artificial turf surface
Completed February 2018



..... EQUIPMENT ROOM

Construction of this 2,500-square-foot facility began in 2016 and includes Spacesaver units, inventory systems and laundry facilities
Completed December 2016



As part of its \$1 billion campus expansion, Grand Canyon University announced on Aug. 16, 2016 that it will construct 10 new athletic facilities within the next two years as it continues its transition to NCAA Division I athletics.

The unprecedented "GCU 10 in 2" initiative began on Aug. 26 with the opening of GCU Stadium and included nine more on-campus athletic facilities that would be completed by August 2018.

"This is a historic time for our athletic program as we enter the final year of our four-year transition period to Division I athletics," said Mike Vaught, Vice



..... BASKETBALL PRACTICE

The new facility features a full-size main court with two side practice courts as well as coaches offices and a Jerry Colangelo museum
Completed February 2017



..... LOPES PERFORMANCE CENTER

The pre-existing facility was expanded to include more areas for sports medicine like hydrotherapy, plunge pools, exam rooms and more
Completed August 2017



TEN CHAMPIONSHIP FACILITIES CONSTRUCTED IN TWO YEARS

President of Athletics. "We want to be Top 25 in everything that we do, and these incredible facilities will help us continue to compete at the highest level and strive for excellence both academically and athletically.

"I can't think of another university in the country that has embarked on such an ambitious construction project in such a short time frame, but that's how we do things at GCU. Things move pretty fast."

GCU is in the midst of a 10-year, \$1 billion investment in technologies and infrastructure that has coincided with an enrollment boom on ground campus.



COMPLETE

GCU STADIUM

With two seasons in the books, GCU Stadium is one of the best on-campus soccer facilities in the country, opening to a crowd of 6,402

Completed August 2016

OUTLOOK

REVIEW



COMPLETE



BEACH VOLLEYBALL

New facility features seven competition courts with grandstand and berm seating for 1,500 fans

Completed February 2017



COMPLETE



TENNIS FACILITY

The new six-court tennis facility brings GCU Tennis competitions and practices back to campus after previously being located off campus

Completed August 2016

MEET THE LOPES

THIS IS GCU

GCU

STUDENT-ATHLETE DEVELOPMENT

COMPLETE



STUDENT-ATHLETE DEVELOPMENT

The facility houses a staff willing to help student-athletes with their academic needs, as well as study rooms, computers and tutors

Completed October 2016



COMPLETE



GOLF PRACTICE

Additions to the GCU Golf Course include team practice areas featuring a private driving range, two private bunkers and chipping areas

Completed December 2016

HISTORY

THIS IS GCU

| THE UNIVERSITY


OVERVIEW

Grand Canyon University is growing rapidly with plans for continued expansion. Since 2009, GCU has invested \$1 billion into the university to improve the quality of academic offerings and student experiences. This infrastructure includes new classrooms, laboratories, libraries, student support centers, residence halls and recreational facilities. In fall 2018, Grand Canyon University once again welcomed a record number of students to its Phoenix campus, planning to expand the student population and campus facilities going forward.

The university also continues to accommodate a growing online and evening student community. GCU has tens of thousands of online students attending class from across the globe. In turn, the university is constantly refining its digital platforms to deliver GCU's outstanding campus experience to virtual settings. GCU is also building additional campus locations to help full-time and evening students attend class closer to home.

"New" is infused throughout GCU's growing campus. In fall 2016, the university finished construction on a 173,447-square-foot, state-of-the-art engineering building, designed to accommodate a growing number of students studying in STEM majors. GCU also opened three new on-campus apartment buildings for upperclassmen. As part of an initiative to add 10 new sports facilities to campus in the next two years, GCU unveiled the brand new, 6,000-seat GCU Stadium in fall 2016, home to both NCAA Division I soccer teams.

GCU has also expanded outside of campus to include new properties. The GCU Hotel is located close to campus and offers affordable room rates and renovated accommodations - the perfect place for families to stay when visiting their student. Canyon 49 Grill, located in the hotel, offers the perfect local hangout, with delicious food, family-friendly atmosphere and plenty of Lope spirit and hospitality. The Grand Canyon Beverage Company, also located in the hotel and on campus, offers gourmet beverages, including coffee, tea and specialty drinks.



225

DEGREE PROGRAMS OFFERED

3.5

INCOMING STUDENT GPA

OUTLOOK

REVIEW

MEET THE LOPE

THIS IS GCU

HISTORY



STUDENT EXPERIENCE

At GCU, you'll find everything you need to enjoy a full college experience, from NCAA Division I athletics to suite-style residence halls, popular dining options, fun events and clubs and organizations. Traditional, online and evening students are equally valued members of our community and receive full access to GCU's campus resources and events. Explore the campus by taking a free tour or signing up for Discover GCU.

NONPROFIT TRANSITION

In 2018, GCU transitioned back to a non-profit institution, which provided faculty and students with equitable opportunities to: participate in academic and co-curricular opportunities with peer institutions, operate a philanthropic foundation, provide grant writing and research opportunities for faculty and students, invest in educational infrastructure, allow the university to continue offering tuition at levels that make private higher education affordable to all Americans despite socio-economic class, provide employment and career growth opportunities for faculty and staff, continue to invest in the communities where the university serves, and permit student athletes to participate in governance opportunities afforded by the NCAA.

GCU'S ATHLETICS

GCU is home to 21 NCAA Division I athletics teams, including basketball, soccer, baseball, softball, track and field, golf, volleyball and more. The university's mission is to develop good Christian role models who embody the highest standards of excellence in all aspects of their lives, from the classroom to the court. In addition to GCU's Division I teams, the school offers other athletics programs, including club and intramural sports as well as dance and cheer. Follow the teams and learn more about GCU's athletics programs by visiting GCU Lopes.com.

20.5k

ON-CAMPUS STUDENTS

\$1B

CAMPUS EXPANSION (2008-18)

OUTLOOK

REVIEW

MEET THE LOPES

THIS IS GCU

HISTORY

THIS IS GCU

| BRAND STANDARDS

LOGOS



Primary Logo - Arched GCU



Secondary Logo - Running Lope



Logotype - Stacked

REFERRING TO GRAND CANYON UNIVERSITY

ACCEPTABLE

Grand Canyon University
Grand Canyon
GCU
Lopes

NOT ACCEPTABLE

Canyon
'Lopes
GC

FIRST REFERENCE ONLY

Antelopes

OUT-OF-DATE LOGOS - NEVER ACCEPTABLE



COLOR PALETTE



Purple

PMS 267
CMYK 76/96/0/0
HEX #522398



Black

Panatone Black C
CMYK 0/0/0/100
HEX #000000



White

--
CMYK 0/0/0/0
HEX #FFFFFF



Gray

PMS1010c
CMYK 0/0/0/20
HEX #D4D5D4

FOR MORE INFORMATION

Visit the Grand Canyon University Brand Standards guide online at gcu.edu/brandstandards



HISTORY & RECORDS

5

HISTORY

| YEAR-BY-YEAR

OUTLOOK

REVIEW

MEET THE LOPE

THIS IS GCU

HISTORY

Year	Affiliation	Overall		Conference		Coach	League Finish	Postseason
		W-L	Pct.	W-L	Pct.			
1949-50	NAIA	0-8	.000	--	--	Howard Mansfield (1)		--
1950-51	NAIA	2-11	.154	--	--	Howard Mansfield (2)		--
1951-52	NAIA	5-15	.250	--	--	Dave Brazell (1)		--
1952-53	NAIA	8-13	.440	--	--	Dave Brazell (2)		--
1953-54	NAIA	9-14	.391	--	--	Dave Brazell (3)		--
1954-55	NAIA	11-11	.500	--	--	Dave Brazell (4)		--
1955-56	NAIA	14-9	.609	--	--	Dave Brazell (5)		--
1956-57	NAIA	15-9	.258	--	--	Dave Brazell (6)		--
1957-58	NAIA	15-5	.750	--	--	Dave Brazell (7)		--
1958-59	NAIA	20-0	1.000	--	--	Dave Brazell (8)		--
1959-60	NAIA	15-9	.625	--	--	Dave Brazell (9)		--
1960-61	NAIA	12-10	.636	--	--	Ben Lindsey (1)		--
1961-62	NAIA	14-8	.368	--	--	Ben Lindsey (2)		--
1962-63	NAIA	9-13	.409	--	--	Ben Lindsey (3)		--
1963-64	NAIA	9-12	.429	--	--	Ben Lindsey (4)		--
1964-65	NAIA	7-16	.304	--	--	Ben Lindsey (5)		--
1965-66	NAIA	11-13	.458	--	--	Ben Lindsey (6)		--
1966-67	NAIA	14-12	.538	--	--	Ben Lindsey (7)		--
1967-68	NAIA	11-13	.458	--	--	Ben Lindsey (8)		--
1968-69	NAIA	14-11	.560	--	--	Ben Lindsey (9)		--
1969-70	NAIA	21-5	.808	--	--	Ben Lindsey (10)		--
1970-71	NAIA	10-17	.370	--	--	Ben Lindsey (11)		--
1971-72	NAIA	15-12	.556	--	--	Ben Lindsey (12)		--
1972-73	NAIA	19-10	.655	--	--	Ben Lindsey (13)		(0-1) NAIA First Round
1973-74	NAIA	28-2	.933	--	--	Ben Lindsey (14)		(1-1) NAIA Second Round
1974-75	NAIA	28-3	.903	--	--	Ben Lindsey (15)		(5-0) NAIA National Champions
1975-76	NAIA	26-4	.867	--	--	Ben Lindsey (16)		(1-1) NAIA Second Round
1976-77	NAIA	20-9	.690	--	--	Ben Lindsey (17)		--
1977-78	NAIA	29-3	.906	--	--	Ben Lindsey (18)		(5-0) NAIA National Champions
1978-79	NAIA	24-4	.857	--	--	Ben Lindsey (19)		(0-1) NAIA First Round
1979-80	NAIA	25-5	.833	--	--	Ben Lindsey (20)		(0-1) NAIA First Round
1980-81	NAIA	16-13	.552	--	--	Ben Lindsey (21)		--
1981-82	NAIA	17-11	.607	--	--	Jay Arnote (1)		--
1982-83	NAIA	23-8	.742	--	--	Jay Arnote (2)		--
1983-84	NAIA	21-9	.700	--	--	John Shurmate (1)		--
1984-85	NAIA	18-16	.529	--	--	John Shurmate (2)		--
1985-86	NAIA	19-8	.667	--	--	John Shurmate (3)		--
1986-87	NAIA	26-12	.684	--	--	Paul Westphal (1)		--
1987-88	NAIA	37-6	.860	--	--	Paul Westphal (2)		(5-0) NAIA National Champions
1988-89	NAIA	26-5	.839	--	--	Bill Westphal (1)		(0-1) NAIA First Round



Year	Affiliation	Overall		Conference		Coach	Regular Season League Finish	Postseason
		W-L	Pct.	W-L	Pct.			
1989-90	NAIA	25-10	.694	--	--	Bill Westphal (2)		(1-1) NAIA Second Round
1990-91	NAIA	19-11	.633	--	--	Leighton McCrary (1)	T-1st	--
1991-92	NCAA Div. II - Pacific West	21-7	.786	--	--	Leighton McCrary (2)	1st	--
1992-93	NCAA Div. II - Pacific West	20-11	.645	7-5	.583	Leighton McCrary (3)		--
1993-94	NCAA Div. II - Pacific West	14-15	.483	6-6	.462	Leighton McCrary (4)		--
1994-95	NCAA Div. II - Calif. Collegiate	17-11	.607	8-4	.667	Leighton McCrary (5)		--
1995-96	NCAA Div. II - Calif. Collegiate	23-6	.793	8-4	.667	Leighton McCrary (6)		(1-1) NCAA Second Round
1996-97	NCAA Div. II - Calif. Collegiate	23-6	.793	9-3	.750	Leighton McCrary (7)		(1-1) NCAA Second Round
1997-98	NCAA Div. II - Calif. Collegiate	17-10	.630	6-6	.500	Leighton McCrary (8)		(0-1) NCAA First Round
1998-99	NCAA Div. II - Calif. Collegiate	16-10	.593	12-10	.545	Leighton McCrary (9)	3rd (6)	--
1999-00	NCAA Div. II - Calif. Collegiate	15-14	.517	11-11	.500	Leighton McCrary (10)	2nd (6)	--
2000-01	NCAA Div. II - Calif. Collegiate	9-17	.346	9-13	.409	Leighton McCrary (11)	1st (6)	--
2001-02	NCAA Div. II - Calif. Collegiate	10-17	.370	8-14	.364	Leighton McCrary (12)	5th (6)	--
2002-03	NCAA Div. II - Calif. Collegiate	9-18	.333	7-15	.318	Leighton McCrary (13)	2nd (D-6)	--
2003-04	NCAA Div. II - Calif. Collegiate	3-24	.111	2-20	.091	Leighton McCrary (14)	1st (D-6)	--
2004-05	NCAA Div. II - Independent	13-16	.611	--	--	Scott Mossman (1)	2nd (D-4)	--
2005-06	NCAA Div. II - Independent	19-8	.704	--	--	Scott Mossman (2)	--	--
2006-07	NCAA Div. II - Pacific West	21-8	.724	13-2	.867	Scott Mossman (3)	1st	--
2007-08	NCAA Div. II - Pacific West	12-15	.444	6-12	.333	Scott Mossman (4)	5th	--
2008-09	NCAA Div. II - Pacific West	13-14	.481	5-7	.417	Dan Nichols (1)	5th	--
2009-10	NCAA Div. II - Pacific West	16-16	.500	10-6	.625	Russ Pennell (1)	4th	--
2010-11	NCAA Div. II - Pacific West	14-14	.538	9-7	.562	Russ Pennell (2)	4th	--
2011-12	NCAA Div. II - Pacific West	19-8	.704	13-5	.722	Russ Pennell (3)	3rd	--
2012-13	NCAA Div. II - Pacific West	23-8	.742	14-4	.778	Russ Pennell (4)	T-2nd	--
2013-14	NCAA Div. I - Western Athletic	15-15	.500	10-6	.625	Dan Majerle (1)	3rd	(0-1) CIT First Round
2014-15	NCAA Div. I - Western Athletic	17-15	.531	8-6	.571	Dan Majerle (2)	T-2nd	(0-1) CIT First Round
2015-16	NCAA Div. I - Western Athletic	27-7	.794	11-3	.786	Dan Majerle (3)	T-2nd	(2-1) CIT Quarterfinals
2016-17	NCAA Div. I - Western Athletic	22-9	.710	11-3	.786	Dan Majerle (4)	3rd	--
2017-18	NCAA Div. I - Western Athletic	22-12	.647	9-5	.643	Dan Majerle (5)	3rd	(0-1) CBI Tournament

shading denotes Division I seasons
GCU was ineligible for postseason play from 2013-17 due to NCAA transition rules

OUTLOOK

REVIEW

MEET THE LOPES

THIS IS GCU

HISTORY

HISTORY

| RECORD VS. OPPONENT ARCHIVES

OUTLOOK

REVIEW

MEET THE LOPES

THIS IS GCU

HISTORY

OPPONENT	OVERALL	HOME	AWAY	NEUTRAL
Abilene Christian	2-0	1-0	0-0	1-0
Academy of Art	7-1	4-0	3-1	0-0
Adams State	11-10	6-3	4-7	1-0
Alaska-Anchorage	8-8	5-0	2-6	1-2
Alaska-Fairbanks	8-2	5-0	2-2	1-0
Albany	1-0	0-0	0-0	1-0
Albuquerque	2-1	1-0	1-0	0-1
Alcorn State	3-0	2-0	0-0	1-0
Ambassador College	3-0	1-0	2-0	0-0
Anderson (Ind.)	1-0	1-0	0-0	0-0
Arizona	0-5	0-0	0-5	0-0
Arizona Christian	11-0	9-0	2-0	0-0
Arizona State	0-1	0-0	0-1	0-0
Arkansas-Pine Bluff	1-0	1-0	0-0	0-0
Arkansas State	--	--	--	--
Assumption College	1-0	1-0	0-0	0-0
Auburn-Montgomery	1-0	0-0	0-0	1-0
Augustana (S.D.)	0-1	0-1	0-0	0-0
Azusa Pacific	6-10	6-2	0-6	0-2
Benedictine (Mesa)	1-0	1-0	0-0	0-0
Bethany College (Kan.)	1-0	0-0	0-0	1-0
Bethesda College	1-0	1-0	0-0	0-0
Bethune-Cookman	2-0	2-0	0-0	0-0
Biola	10-8	6-1	4-6	0-1
Black Hills State	2-0	2-0	0-0	0-0
Boise State	0-1	0-0	0-1	0-0
Briar Cliff Univ. (Iowa)	2-0	1-0	0-0	1-0
Bridgeport (Conn.)	1-0	1-0	0-0	0-0
Buffalo	0-1	0-1	0-0	0-0
BYU-Hawaii	8-12	7-3	1-9	0-0
California Baptist	57-8	33-3	24-5	0-0
Cal Baptist - Covina	10-1	6-0	4-1	0-0
Cal Lutheran	13-6	9-1	3-5	1-0
Cal Poly	1-0	1-0	0-0	0-0
Cal Poly Pomona	15-18	8-8	7-9	0-1
Caldwell	2-0	1-0	0-0	1-0
CSU Bakersfield	17-22	11-6	5-13	1-3
CSU Chico	10-7	4-3	3-4	3-0
CSU Dominguez Hills	29-23	19-7	9-15	1-1
CSU East Bay	1-0	1-0	0-0	0-0
CSU Los Angeles	14-17	9-7	5-8	0-2
CSU Monterey Bay	1-1	1-1	0-0	0-0
CSU Northridge	3-3	0-0	3-2	0-1
CSU San Bernardino	8-20	4-10	3-10	1-0
Cameron	0-2	0-1	0-1	0-0
Catawba	1-0	0-0	0-0	1-0
Central Arkansas	2-0	2-0	0-0	0-0
Central Oklahoma	2-1	1-0	0-0	1-1
Central Methodist (Mo.)	1-0	1-0	0-0	0-0
Central Michigan	1-1	1-0	0-1	0-0
Central State	2-0	0-0	0-0	2-0
Central Washington	2-2	1-1	1-0	0-1
Chaminade	12-16	7-7	4-8	1-1
Chapman	5-4	4-0	1-3	0-1
Chicago State	8-2	4-1	4-1	0-0
Christian Brothers	0-1	0-1	0-0	0-0
Claremont McKenna	5-1	2-0	2-0	1-1
Clarion (Pa.)	0-1	0-0	0-0	0-1
Clarke (Iowa)	1-0	1-0	0-0	0-0
Coastal Carolina	0-1	0-0	0-1	0-0
College of Artesia	3-1	2-0	0-1	1-0
College of Idaho	4-0	3-0	0-0	1-0
College of Santa Fe	27-9	16-2	10-7	1-0
Colorado Christian	3-1	3-0	0-0	0-1
Colorado-Colorado Springs	2-0	1-0	1-0	0-0
Colorado Mesa	14-4	5-1	4-3	5-0
Colorado-Mines	8-0	3-0	0-0	5-0
Colorado State-Pueblo	8-5	4-0	2-2	2-3
Concordia (Calif.)	2-1	1-1	0-0	1-0

OPPONENT	OVERALL	HOME	AWAY	NEUTRAL
Concordia (Neb.)	2-0	2-0	0-0	0-0
Concordia (Tex.)	1-0	1-0	0-0	0-0
Coppin State	1-0	1-0	0-0	0-0
Cumberlands	1-0	0-0	0-0	1-0
Dallas	1-0	0-0	0-0	1-0
Dallas Baptist	2-0	1-0	1-0	0-0
Delaware State	1-0	1-0	0-0	0-0
Denver	1-0	0-0	0-0	1-0
Dixie State	4-12	3-5	1-7	0-0
Doane College	1-0	1-0	0-0	0-0
Dominican (Calif.)	5-2	3-0	2-2	0-0
Drury	3-2	2-0	0-0	0-0
Duke	0-1	0-0	0-1	0-0
East Central	1-0	0-0	0-0	1-0
East Stroudsburg	1-0	0-0	0-0	1-0
East Texas Baptist	1-0	0-0	0-0	1-0
Eastern Arizona	5-23	4-10	1-13	0-0
Eastern Michigan	0-1	0-1	0-0	0-0
Eastern New Mexico	25-12	16-1	8-11	1-0
Emporia State	2-2	2-1	0-0	0-1
Ferris State	0-1	0-1	0-0	0-0
Findlay	0-1	0-1	0-0	0-0
Florida A&M	2-0	2-0	0-0	0-0
Florida International	1-0	1-0	0-0	0-0
Fort Hays State	3-1	2-0	0-1	1-0
Fort Lewis	26-15	14-7	9-7	3-1
Fresno Pacific	4-2	3-1	0-1	1-0
Fresno State	0-1	0-0	0-1	0-0
Grambling State	1-0	1-0	0-0	0-0
Greenville	2-0	2-0	0-0	0-0
Hampton	1-0	1-0	0-0	0-0
Harvard	0-1	0-1	0-0	0-0
Hawai'i-Hilo	16-6	8-3	7-3	1-0
Hawai'i Pacific	14-5	9-0	5-5	0-0
Holy Names	1-0	0-0	1-0	0-0
Hope International	7-0	4-0	3-0	0-0
Houston	1-0	0-0	0-0	1-0
Humboldt State	1-1	1-0	0-0	0-1
Husson	1-0	1-0	0-0	0-0
Idaho	1-1	1-0	0-1	0-0
Idaho State	0-1	0-1	0-0	0-0
Illinois	0-1	0-0	0-1	0-0
Illinois-Chicago	2-0	1-0	1-0	0-0
Illinois Wesleyan	1-0	0-0	0-0	1-0
Imperial Valley College	4-0	2-0	2-0	0-0
Incarnate Word	0-1	0-1	0-0	0-0
Indiana	0-1	0-0	0-1	0-0
Indiana University of Penn.	0-1	0-0	0-0	0-1
IUPUI	2-0	2-0	0-0	0-0
Jackson State	1-0	1-0	0-0	0-0
Jacksonville	--	--	--	--
Jacksonville State	0-2	0-1	0-0	0-1
Kansas City	10-3	6-1	3-2	1-0
Kansas State	0-1	0-0	0-1	0-0
Kentucky	0-1	0-0	0-1	0-0
Kentucky Wesleyan	0-1	0-0	0-0	0-1
La Verne	24-6	15-2	9-4	0-0
Lamar	1-0	0-0	0-0	1-0
Langston	2-1	2-0	0-0	0-1
Lewis & Clark	1-0	0-0	0-0	1-0
Little Rock	1-0	1-0	0-0	0-0
Longwood	1-0	1-0	0-0	0-0
Louisville	0-3	0-1	0-2	0-0
Loyola Marymount	0-1	0-0	0-0	0-1
Lubbock Christian	4-1	2-0	2-1	0-0
Marist	1-0	1-0	0-0	0-0
Marshall	1-0	0-0	0-0	1-0
Marymount	0-1	0-0	0-0	0-1
Metro State	2-1	1-0	1-1	0-0



OPPONENT	OVERALL	HOME	AWAY	NEUTRAL
Montana-Western	2-1	2-0	0-0	0-1
MidAmerica Nazarene	1-0	1-0	0-0	0-0
Middle Tennessee	0-1	0-0	0-0	0-1
Midwestern State	1-0	0-0	0-0	1-0
Millikin	1-0	1-0	0-0	0-0
Minnesota-Duluth	2-0	2-0	0-0	0-0
Minnesota State Moorhead	1-0	0-0	0-0	1-0
Minot State	1-0	0-0	0-0	1-0
Mississippi Valley State	3-0	3-0	0-0	0-0
Missouri-St. Louis	2-0	2-0	0-0	0-0
Missouri S&T	1-0	1-0	0-0	0-0
Missouri State	0-2	0-0	0-0	0-2
Missouri Western State	0-2	0-0	0-0	0-2
Montana State	1-0	1-0	0-0	0-0
Montana State Billings	9-3	7-0	2-2	0-1
Montana State - Northern	2-0	1-0	1-0	0-0
Morgan State	1-0	0-0	0-0	1-0
Nebraska-Kearney	3-0	1-0	1-0	1-0
Nebraska Wesleyan	1-0	1-0	0-0	0-0
Nevada	--	--	0-1*	--
New Hampshire	0-1	0-1	0-0	0-0
New Mexico	1-3	1-0	0-3	0-0
New Mexico Highlands	25-11	13-1	9-10	3-0
New Mexico Military Inst.	1-1	0-0	1-1	0-0
New Mexico State	2-10	2-3	0-6	0-1
Newberry	0-1	0-0	0-0	0-1
Norfolk State	1-0	1-0	0-0	0-0
North Carolina Central	1-0	1-0	0-0	0-0
North Central	1-0	0-0	0-0	1-0
North Dakota	2-1	1-0	0-0	1-1
North Park	1-0	1-0	0-0	0-0
Northern Arizona	14-33	11-9	3-24	0-0
Northern Iowa	--	--	--	--
Northwest Nazarene	2-2	1-1	0-0	1-1
Northwestern (Iowa)	1-0	0-0	0-0	1-0
Northwestern Okla. St.	0-1	0-0	0-0	0-1
Notre Dame de Namur	16-4	9-1	7-3	0-0
Notre Dame of Maryland	1-0	0-0	0-0	1-0
Occidental	13-0	8-0	4-0	1-0
Oklahoma City	2-0	0-0	0-0	2-0
Oklahoma Panhandle St.	2-1	1-1	0-0	1-0
Olivet Nazarene (Ill.)	1-0	1-0	0-0	0-0
Omaha	1-1	1-1	0-0	0-0
Oral Roberts	0-1	0-1	0-1	0-0
Ottawa (Kan.)	1-0	0-0	1-0	0-0
Pacific	0-1	0-1	0-0	0-0
Pacific Lutheran	1-0	0-0	0-0	1-0
Palo Verde	10-2	5-1	5-1	0-0
Penn State	0-1	0-0	0-1	0-0
Phoenix Coll.	4-7	2-4	2-3	0-0
Point Loma	25-14	11-4	13-10	1-0
Pomona-Pitzer	4-1	1-0	1-1	2-0
Portland Bible Coll.	1-0	1-0	0-0	0-0
Portland State	1-0	1-0	0-0	0-0
Providence (Mont.)	1-0	1-0	0-0	0-0
Puget Sound	1-1	1-0	0-1	0-0
Regis	1-0	0-0	0-0	1-0
Regis University	2-1	1-0	0-0	1-1
Rider	1-0	1-0	0-0	0-0
Robert Morris	1-0	1-0	0-0	0-0
Rockhurst	1-0	1-0	0-0	0-0
Sacramento State	1-1	1-0	0-1	0-0
Saint Ambrose (Iowa)	1-0	1-0	0-0	0-0
Saint Anselm	0-1	0-1	0-0	0-0
Saint Joseph's	4-9	3-4	1-5	0-0
Saint Martin's	3-2	2-1	0-0	1-1
Saint Mary's	0-1	0-0	0-1	0-0
Saint Michael's	4-11	4-3	0-8	0-0
Saint Xavier (Ill.)	1-3	1-3	0-0	0-0

OPPONENT	OVERALL	HOME	AWAY	NEUTRAL
San Diego	11-10	6-3	5-7	0-0
San Diego Christian	10-2	7-1	3-1	0-0
San Diego State	3-0	1-0	2-0	0-0
San Francisco	0-1	0-0	0-1	0-0
San Francisco State	13-6	7-1	6-3	0-2
Savannah State	1-0	0-0	0-0	1-0
Seattle Pacific	12-7	7-1	1-5	4-1
Seattle U	10-1	5-1	5-0	0-0
Simon Fraser (B.C.)	1-0	1-0	0-0	0-0
Simpson	1-0	0-0	1-0	0-0
Sonoma State	7-7	3-4	3-3	1-0
South Carolina State	1-0	1-0	0-0	0-0
South Dakota	1-0	1-0	0-0	0-0
South Dakota State	0-1	0-1	0-0	0-0
South Florida	0-1	0-0	0-0	0-1
Southern Illinois-Edwardsville	2-1	1-1	1-0	0-0
Southern Indiana	0-1	0-0	0-1	0-0
Southern Nazarene	3-0	1-0	1-0	1-0
Southern New Hampshire	0-1	0-1	0-0	0-0
Southern	1-0	1-0	0-0	0-0
Southern Utah	36-16	21-2	9-12	6-2
SW Minnesota State	0-1	0-0	0-0	0-1
Southwestern Coll. (Kan.)	1-0	1-0	0-0	0-0
St. Cloud State	1-0	1-0	0-0	0-0
St. Edward's	1-0	1-0	0-0	0-0
St. John's	0-1	0-0	0-0	0-1
St. Mary's (Texas)	1-0	0-0	0-0	1-0
St. Thomas	13-3	13-3	0-0	0-0
Stanislaus State	11-8	9-2	2-6	0-0
Sul Ross State	2-0	0-0	1-0	1-0
Tabor Coll. (Kan.)	1-0	0-0	0-0	1-0
Tarleton State	2-0	1-0	0-0	1-0
Tennessee-Chattanooga	0-1	0-0	0-1	0-0
Texas	--	--	--	--
Texas College	1-0	0-0	0-0	1-0
Texas Lutheran	1-0	0-0	0-0	1-0
Texas Wesleyan	1-1	1-0	0-1	0-0
Tulsa	0-1	0-0	0-1	0-0
The Master's College	21-0	14-0	6-0	1-0
UT Rio Grande Valley	8-2	5-0	3-2	0-0
Transylvania	0-1	0-1	0-0	0-0
UC Davis	4-12	2-5	1-5	1-2
UC Irvine	2-0	1-0	1-0	0-0
UC Riverside	22-13	13-2	8-9	1-2
UC San Diego	10-7	5-2	5-4	0-1
UC Santa Cruz	1-0	0-0	0-0	1-0
US International	4-0	2-0	2-0	0-0
Utah	0-2	0-0	0-2	0-0
Utah Valley	8-4	4-1	3-3	1-0
UNLV	3-3	3-0	0-3	0-0
UT Arlington	0-1	0-1	0-0	0-0
Vanguard	17-2	8-1	4-1	5-0
Virginia State	1-0	0-0	0-0	1-0
West Georgia	1-0	0-0	0-0	1-0
Wisconsin-Oshkosh	1-0	1-0	0-0	0-0
Wisconsin-Parkside	1-0	0-0	0-0	1-0
Wisconsin-Stevens Point	1-0	1-0	0-0	0-0
Walsh (Ohio)	0-1	0-1	0-0	0-0
Washburn	0-2	0-1	0-0	0-1
Wayland Baptist (TX)	2-4	2-0	0-4	0-0
Wayne State	0-1	0-1	0-0	0-0
Waynesburg	1-0	0-0	0-0	1-0
Weber State	0-1	0-0	0-1	0-0
West Coast Baptist	1-0	0-0	1-0	0-0
West Texas A&M	1-2	1-0	0-2	0-0
Western New Mexico	41-37	28-11	11-22	2-4
Western Oregon	1-1	1-0	0-0	0-1
Western State Colorado	13-5	9-1	3-4	1-0
Western Washington	0-6	0-1	0-4	0-1



HISTORY

| RECORD VS. OPPONENT ARCHIVES

OUTLOOK

REVIEW

MEET THE LOPES

THIS IS GCU

HISTORY

OPPONENT	OVERALL	HOME	AWAY	NEUTRAL
Westminster College (Utah)	3-0	1-0	0-0	2-0
Westmont	8-8	3-5	4-3	1-0
Wheaton Academy	1-0	1-0	0-0	0-0
Whittier	1-0	1-0	0-0	0-0
William Jessup	1-0	1-0	0-0	0-0
William Jewell (Mo.)	1-1	1-1	0-0	0-0
Winona State	1-2	1-0	0-0	0-2

BOLD denotes opponents for 2018-19 season
 * denotes exhibition game played in 2017-18



BAYARD FOREST / 1973-76 FIRST TEAM ALL-AMERICAN



ALESSANDRO LEVER / 2017-18 WAC FRESHMAN OF THE YEAR



INDIVIDUAL HONORS

1970-71 Joe Burnside – NAIA All-District VII	1992-93 Chad Briscoe – NCAA DII Bulletin Second Team All-American Chad Briscoe – NCAA DII NBCA Third Team All-American Chad Briscoe – NCAA DII Times Third Team All-American Chad Briscoe – West Region First Team Chad Briscoe – Pacific West Conference POY Chad Briscoe – All-Pac West Conference Darrell Peoples – All-Pac West Conference Todd Holthaus – GTE Academic All-American Second Team Todd Holthaus – Academic All-Pac West Conference	2007-08 Rudy Bogan – All-PacWest First Team
1971-72 Jim Irvine – NAIA All-District VII	1994-95 Eric Langford – CCAA Player of the Year Horacio Llamas – CCAA All-Tournament MVP	2008-09 Engen Nurumbi – All-PacWest First Team Engen Nurumbi – PacWest Newcomer of the Year Dave Cuen – All-PacWest Second Team
1972-73 Bayard Forest – NAIA All-District VII	1995-96 Horacio Llamas – NCAA DII Player of the Year Horacio Llamas – NCAA DII All-American First Team Eric Langford – NCAA DII All-American Honorable Mention Eric Langford – All-CCAA First Team Horacio Llamas – All-CCAA First Team Kenny Archbold – All-CCAA Second Team	2009-10 TJ Benson – All-PacWest Second Team Brad Carroll – All-PacWest Second Team
1973-74 Bayard Forest – NAIA All-American First Team Bayard Forest – NAIA All-District VII	1996-97 Kenny Archbold – All-CCAA First Team Tony Gillette – All-CCAA Second Team Larry Reed – All-CCAA Honorable Mention	2010-11 Kyle Speed – All-PacWest Second Team Gaby Ngoundjo – All-PacWest Honorable Mention Nick Witherill – All-PacWest Honorable Mention
1974-75 NAIA National Champions Bayard Forest – NAIA All-American First Team Bayard Forest – NAIA Tournament MVP Bayard Forest – NAIA All-District VII	1997-98 Jerry Allen – All-CCAA First Team Prince Edmonds – All-CCAA Honorable Mention Enrique Zuinga – All-CCAA Honorable Mention	2011-12 Jerome Garrison – PacWest Co-Freshman of the Year Kyle Speed – All-PacWest First Team Braylon Pickrel – All-PacWest Second Team Nick Witherill – All-PacWest Honorable Mention
1975-76 Bayard Forest – NAIA All-American First Team David Everett – NAIA All-American First Team Ben Lindsay – NAIA Coach of the Year Bayard Forest – NAIA All-District VII David Everett – NAIA All-District VII	1998-99 Prince Edmonds – All-CCAA Second Team Enrique Zuinga – All-CCAA Honorable Mention	2012-13 Josh Lowery – All-PacWest First Team Killian Larson – All-PacWest Second Team Braylon Pickrel – All-PacWest Honorable Mention
1976-77 George Hall – NAIA All-District VII	1999-00 Toure Knighton – All-CCAA Second Team	2013-14 Killian Larson – All-WAC First Team Jerome Garrison – All-WAC Second Team Jerome Garrison – All-WAC Defensive Team Daniel Alexander – All-WAC Newcomer Team
1977-78 NAIA National Champions Nate Stokes – NAIA All-American Third Team	2000-01 Toure Knighton – All-CCAA Honorable Mention Eddit Turner – All-CCAA Honorable Mention	2014-15 Josh Braun – All-WAC Newcomer Team DeWayne Russell – All-WAC Second Team DeWayne Russell – All-WAC Newcomer Team Jerome Garrison – All-WAC Defensive Team
1984-85 Kevin Warren – NAIA All-District VII Kevin Warren – NAIA Academic All-American	2001-02 Del Somers – All-CCAA First Team	2015-16 Josh Braun – First Team All-WAC Josh Braun – CoSida First Team Academic All-American Josh Braun – NABC All-Region VI Second Team Grandy Glaze – All-WAC Second Team Grandy Glaze – All-WAC Newcomer Team Grandy Glaze – NABC All-Region VI Second Team
1985-86 Kevin Warren – NAIA All-District VII Kevin Warren – NAIA Academic All-American Kevin Warren – CoSIDA All-American Second Team	2002-03 Del Somers – All-CCAA First Team John Janssen – All-CCAA Second Team	2016-17 DeWayne Russell – All-WAC First Team DeWayne Russell – Joe Kearney Award Winner Josh Braun – WAC Preseason Player of the Year Josh Braun – All-WAC First Team Josh Braun – CoSida First Team Academic All-American Gerard Martin – All-WAC Defensive Team
1987-88 NAIA National Champions Rodney Johns – NAIA All-American Third Team Rodney Johns – NAIA Tournament MVP Rodney Johns – NAIA All-Tournament Team	2004-05 Noe Alonzo – NCAA DII Independant Player of the Year Prileu Davis – NCAA DII Independant Defensive Player of the Year Noe Alonzo – NCAA DII Independant All-American	2017-18 Alessandro Lever – WAC Freshman of the Year Alessandro Lever – All-WAC First Team Alessandro Lever – All-WAC Newcomer Team Josh Braun – WAC Preseason Player of the Year Josh Braun – All-WAC Second Team Oscar Frayer – All-WAC Defensive Team
1988-89 Craig Johnson – NAIA All-District VII Mike Ledbetter – NAIA All-District VII Honorable Mention Dani Williams – NAIA All-District VII Honorable Mention	2005-06 Noe Alonzo – NCAA DII Independant Player of the Year Noe Alonzo – NCAA DII Independant All-American Rich Davis – NCAA DII Independant All-American Ryan Nelson – NCAA DII Independant All-American Bryan Lee – NCAA DII Independant All-American Third Team Scott Mossman – NCAA DII Independant Coach of the Year	2017-18 Alessandro Lever – WAC Freshman of the Year Alessandro Lever – All-WAC First Team Alessandro Lever – All-WAC Newcomer Team Josh Braun – WAC Preseason Player of the Year Josh Braun – All-WAC Second Team Oscar Frayer – All-WAC Defensive Team
1989-90 David McDaniel – NAIA All-District VII	2006-07 Rich Davis – All-PacWest First Team Bryan Lee – All-PacWest First Team Rudy Bogan – All-PacWest Second Team Scott Mossman – PacWest Coach of the Year	2017-18 Alessandro Lever – WAC Preseason Player of the Year
1990-91 Maurice Carter – NAIA All-District VII Maurice Carter – All-Great Northwest Conference Second Team Joey Allison – NAIA All-District VII Honorable Mention		
1991-92 Chad Briscoe – NCAA DII All-American Honorable Mention Chad Briscoe – NCAA West Region All-Tournament Team Chad Briscoe – All-Great Northwest Conference Darrell Peoples – All-GNC Second Team Leighton McCrary – GNC Coach of the Year		

OUTLOOK

REVIEW

MEET THE LOPES

THIS IS GCU

HISTORY

HISTORY

| LOPES IN THE PROS

OUTLOOK

REVIEW

MEET THE LOPES

THIS IS GCU

HISTORY

88

BAYARD FORREST (1972-76)



It is only fitting that Bayard Forrest be the first individual student-athlete inducted into the GCU Athletic Hall of Fame. During his four year tenure with the Lopes, Grand Canyon won their first NAIA National Championship in 1975. During his four seasons on the basketball team, Grand Canyon had a record of 104-18 and he was selected NAIA First Team All-American three times. In his final two seasons, Forrest and the Lopes went undefeated at home and began what would be a 61-game home winning streak that didn't end until 1978.

Forrest's stats in his four years as a Lope were impressive, averaging a double-double for his entire career, 17.9 points per game and 12.6 rebounds per game. He also led the team in field goal percentage and assists in three of his four seasons. During his sophomore and junior seasons, Forrest led the team in points, rebounds, and assists per game.

He owns a 53 percent field goal percentage and had a career

free-throw percentage of 70.0. Forrest is still the GCU all-time leader in points (2,195) and rebounds (1,544).

Forrest also owns three of the five highest individual rebounding seasons. His freshman season ranks as the highest individual rebounding season in GCU history with 420. As a junior, he grabbed 415, and in his sophomore season he grabbed 385 rebounds good for second and fourth all-time.

Forrest was the first NBA player to come out of Grand Canyon, playing in front of the home crowd in Phoenix after being selected No. 19 in the second round of the 1976 draft.

In two seasons with the Suns, Forrest appeared in 139 games and had a career average of 4.1 points per game. He also made appearances in 15 playoff games over the two seasons, scoring 22 points and grabbing 22 rebounds.

HORACIO LLAMAS (1994-96)



Horacio Llamas joined Grand Canyon after attending Pima Community College in Tucson, Arizona for two years where he earned Arizona Community College All-Conference honors his freshman and sophomore seasons.

Llamas played in a Lopes uniform from 1994-96 while GCU was still Division II. During his time in Phoenix, Llamas, the 6-foot-11 center from El Rosario, Mexico averaged 16.3 points on 54.3 percent shooting, and averaged 28.8 minutes per game. Llamas added 9.4 rebounds a game while shooting 71.1 percent from the free throw line. He finished with 931 points in just two seasons with Grand Canyon.

After going undrafted in 1996, he participated in the NBA Summer League with the Detroit Pistons and Los Angeles Lakers. On March 2, 1997, the final day of his 10-day contract with the Phoenix Suns, Llamas made his NBA debut, also becoming the first Mexican national to play in an NBA game.

Llamas played in 20 games during his first NBA season,

scoring 34 points with 18 rebounds and 4 assists. Llamas had a career-high 24 minutes with 6 points, 4 rebounds, one assist and one steal in a 109-96 home win over the Houston Rockets.

In his final NBA season from 1997-98, he played in eight games, scoring 24 points, with 18 rebounds and one assist.

After being released by the Suns following the 97-98 season, Llamas continued to play basketball, playing in various international leagues as well as in the Mexican Liga Nacional de Baloncesto Profesional. Llamas attempted to make an NBA comeback with the Washington Wizards in 2002, playing sixteen games along side 39-year-old Michael Jordan.

Llamas ended his career with the Pioneros de Quintana Roo in the Mexican Basketball League. He currently resides in Mexico City, where he is a director with Garzas de Plata, a professional team based in the state.

DANIEL ALEXANDER (2013-15)



A transfer from Texas A&M, Alexander appeared in 51 games for the Lopes, and started 28 in two seasons.

In 2013-14 Alexander averaged 33 minutes a game despite missing over half the season due to transfer rules. He led the team with 58 made three-pointers in route to being named to the All-WAC Newcomer Team. He averaged 12.7 points and 5.6 rebounds his sophomore season.

In 2014-15, Alexander played in 29 games and started in seven, but still averaged 23.9 minutes per game while averaging 9 points and 4.9 rebounds. Alexander also had five consecutive games scoring 15 or more points and had three double-doubles. He started his final two games in his GCU career, which included a 11 point, 13 rebound

double-double against Northern Arizona on senior night.

Alexander lead the Lopes in free-throw percentage during his time at GCU, shooting 89% both seasons. He averaged 10.6 points, and 5.2 rebounds per game as a Lope, and showed the ability to stretch the floor, shooting 36% from three-point range.

Professionally, Alexander has played two seasons in the NBA G-League. His first season with the Northern Arizona Suns, he averaged 12.9 minutes per game and average 3.7 points and 3.7 rebounds per game. Currently with the Austin Spurs, Alexander has appeared in 23 games and averages 8.9 minutes, 2.8 points, and 1.6 rebounds per game.



DeWAYNE RUSSELL (2014-17)



After playing his first season at Northern Arizona University, the Peoria, Arizona native transferred to GCU and was named to second team All-WAC and a part of the All-Newcomer squad in his first season. Russell scored 326 points and led the team in scoring at 14.2 points per game. He was sixth in the WAC in steals and led the Lopes to a second place finish in the conference in their second year as a Division I school.

In his junior year he led the WAC in assists and averaged 9.7 points per game. Russell also led the conference in assists with 182 and started 33 of 34 games leading the Lopes to a second place finish in the WAC for the second straight year.

Russell shined as a senior, earning All-WAC First Team honors after averaging 21.2 points per game. He led the WAC in assists per game (6.5) and minutes per game (39.1), while also ranking in the top 10 in the

conference in steals, free-throw percentage, three-point percentage, and assist-to-turnover ratio.

Russell set a GCU Division I single-season scoring record in 2016-17 with 593 points and scored in double figures in every game. Against nationally-ranked Louisville, Russell scored a career-high 42 points, shooting 14 for 27 from the floor and 11 out of 16 at the free-throw line. Russell's 42 points are the most by a GCU player in the Division I era.

Russell played for SLUC in France and has started in all 19 games this season averaging 14.9 points and 6.5 assists per game. He has scored double digits in 11 straight games, and currently leads the team in points (284) and assists (123).

Currently, Russell plays for HAKRO Merlins in Crailsheim, Germany in the ProA League.

GRANDY GLAZE (2015-16)



Grandy Glaze joined Grand Canyon as a graduate transfer for the 2015-16 season from Saint Louis University.

During his three seasons on the court with Saint Louis, Glaze averaged 3.3 points on 48.5 percent shooting and posted 11.3 minutes per game. He added 26 assists, 28 steals and 13 blocked shots.

Under head coach Dan Majerle, Glaze started in 29 of his 33 games for GCU, averaging 14.0 points on 59.6 percent shooting, while averaging 8.8 rebounds per game. Glaze was named the 2016 Riley Wallace award winner, given to the top transfer in Division I college basketball. Additionally, Glaze picked up several other awards in his only season at GCU. He was named All-WAC Second-Team, All-WAC Newcomer team, John McLendon Classic MVP and National Association of Basketball Coaches (NABC) All-Region VI Second-Team.

After earning his master's degree in leadership at Grand Canyon, Glaze had began his professional career, as he was selected with the seventh pick in the third round by the Delaware 87ers in the 2016 NBA D-League Players Draft. Glaze was the first player from GCU to be selected in the NBA D-League Draft, and the first player for Dan Majerle to play professionally. He was also just one of four players from the WAC taken in the draft.

Glaze currently plays for the St. John's Edge in the National Basketball League of Canada. In his 25 games with the Edge, Glaze is averaging 10.0 points shooting 59.4 percent from the field. He is averaging 7.9 rebounds per game and 1.2 assists per game. He previously played for Correcaminos out of Ciudad Victoria, Mexico in the Mexican LNBP and for the Caballeros de Culiacan in the Mexican CIBACOPA. Glaze also appeared in three games for Team Canada in the 2017 FIBA AmeriCup.

KEONTA VERNON (2016-18)



Keonta Vernon joined Grand Canyon as a transfer from College of Southern Idaho in 2016.

In his final season with GCU, Vernon led the team in rebounding (227) and blocks (39) in the 34 games he played and started. Vernon went on to average 9.2 points and 6.7 rebounds per game as a senior. The forward posted three double-doubles as a senior and scored in double figures 13 times. Vernon set his career-high for points scored with 20 against Mercer in the final game of his career against Mercer in the College Basketball Invitational. Vernon set a season-high 15 rebounds against UTRGV on January 13. Vernon ranked fourth in the Western Athletic Conference in rebounds per game and fifth for field goal percentage (51.7).

As a junior, Vernon started 25 games, and appeared in 31 averaging 9.3 points and 7.0 rebounds per game. Vernon led the team in rebounds (217), finished second on the team in blocks (15) and second in field goals made (119).

In Vernon's first year with the Lopes, the forward finished second on the team in rebounding (187) while averaging 7.0 points and 5.5 rebounds per game.

Over his three seasons in Phoenix, Vernon averaged 6.4 rebounds per game in 99 appearances with 73 starts.

At College of Southern Idaho, he averaged 8.3 points and 6.3 rebounds per game in his freshman season, leading the team to a 31-3 record. Originally a native from Tulare, Calif., Vernon guided Tulare Union High School to a 99-20 record in four years on the varsity squad while also setting the school's all-time scoring record with more than 1,800 career points.

Vernon signed a professional basketball contract with Toulouse Basket Club in August 2018. Toulouse plays in French basketball Federation's Nationale Masculine 2 league and joins former-GCU point guard DeWayne Russell to play professional basketball in France.

HISTORY

| INDIVIDUAL SINGLE-GAME HIGHS

ALL-TIME

POINTS

1.	46	Ron Singleton	Western New Mexico	2/3/87
----	----	---------------	--------------------	--------

FIELD GOALS MADE

1.	18	Ben Lindsey	LaVerne	2/17/62
2.	14	DeWayne Russell	Louisville	12/3/16

FIELD GOAL PERCENTAGE (min. 7 FGA)

1.	Craig Johnson (10-for-10)	Drury	2/18/89
2.	George Hall (9-for-9)	Northern Arizona	1/17/78
3.	Horacio Llamas (9-for-9)	Colorado Christian	11/20/95
4.	John Janssen (7-for-7)	CSU Dominguez Hills	1/19/01
5.	Joshua Braun (7-for-7)	Black Hills State	11/17/15

3PT MADE

1.	9	Ron Singleton	Western New Mexico	2/3/87
	9	Chad Briscoe	Chapman	12/30/92
	9	Josh Braun	Chicago St.	2/23/17

3PT FG PERCENTAGE (min. 5 3PT att.)

1.	Craig Johnson (6-for-6)	Drury	2/18/89
	Nick Witherill (6-for-6)	at CSU Dominguez Hills	11/17/09
3.	Richard Davis (5-for-5)	San Francisco St.	2/20/06
	Mike Ledbetter (5-for-5)	Southern Nazarene	1/19/88
	Tyrome Finney (5-for-5)	UC-Riverside	1/28/95
	Joshua Braun (5-for-5)	Black Hills State	11/17/15

FREE THROWS MADE

1.	20	Doug Baker	St. Joseph's	1/26/57
----	----	------------	--------------	---------

FREE THROW PERCENTAGE (min. 7 FTA)

1.	14-for-14	Mike Haddow	Missouri-Kansas City	12/19/74
----	-----------	-------------	----------------------	----------

REBOUNDS

1.	26	T.C. Dean	Phoenix College	1/14/58
----	----	-----------	-----------------	---------

BLOCKS

1.	10	Horacio Llamas	Clarke	12/16/95
----	----	----------------	--------	----------

ASSISTS

1.	20	Ryan Nelson	Notre Dame de Namur	2/25/06
----	----	-------------	---------------------	---------

STEALS

1.	10	Jeff Fudge	The Master's College	11/16/85
----	----	------------	----------------------	----------

DIVISION I ERA (2013-PRES)

POINTS

1.	42	DeWayne Russell	Louisville	12/3/2016
2.	34	Josh Braun	Utah Valley	1/16/2016
3.	31	Josh Braun	at UMKC	1/23/2016
	31	DeWayne Russell	New Mexico State	2/11/2017
	31	Josh Braun	UMKC	1/23/2016
	31	Josh Braun	Utah Valley	1/7/2017

FIELD GOALS MADE

1.	14	DeWayne Russell	Louisville	12/3/2016
2.	12	Grandy Glaze	Omaha	12/13/2016
	12	Killian Larson	Chicago State	3/1/2014
4.	11	Alessandro Lever	at Chicago State	1/18/2018
	11	DeWayne Russell	Albany	11/19/2016
	11	Killian Larson	at Chicago State	1/30/2014

FIELD GOAL PERCENTAGE

1.1.000 (8FG)	Keonta Vernon	Grambling State	12/9/2017	
1.000 (7FG)	Josh Braun	Black Hills State	11/17/15	
3.	.900	Grandy Glaze	Southern	12/8/2015
	.900	Grandy Glaze	Mississippi Valley State	11/23/2015
5.	.857	Grandy Glaze	Omaha	12/13/2015

3PT MADE

1.	9	Josh Braun	Chicago State	2/23/2017
2.	7	Jerome Garrison	Kansas City	2/27/2014
	7	Josh Braun	Utah Valley	1/7/2017
4.	6	seven tied at six 3pt fg made		

3PT FG PERCENTAGE

1.1.000 (5FT)	Josh Braun	Black Hills State	11/17/15	
2.	.750	DeWayne Russell	Arkansas-Pine Bluff	12/22/2016
3.	.700	Jerome Garrison	UMKC	2/27/2014
4.	.667	Josh Braun	at UMKC	1/23/2016
5.	.600	Daniel Alexander	Pacific	3/19/2014

FREE THROWS MADE

1.	17	Josh Braun	Utah Valley	1/16/2016
2.	16	Jerome Garrison	Idaho	1/23/2014
3.	15	Jerome Garrison	CSU Bakersfield	2/8/2014
4.	14	three tied at 14 free throws made		

FREE THROWS ATTEMPTED

1.	20	Jerome Garrison	Idaho	1/23/2014
2.	19	Josh Braun	Utah Valley	1/16/2016
3.	17	DeWayne Russell	Cal Poly	12/28/2016
	17	Alessandro Lever	UMKC	3/8/2018
	17	Josh Braun	New Mexico State	1/9/2016

REBOUNDS

1.	20	Killian Larson	at Chicago State	1/30/2014
	20	Killian Larson	at Idaho	2/22/2014
3.	17	Demetrius Walker	Vanguard	12/3/2013
	17	Killian Larson	Savannah State	11/22/2013
	17	Killian Larson	at New Mexico State	3/6/2014

BLOCKS

1.	5	Daniel Alexander	SeattleU	1/25/2014
	5	Daniel Alexander	CSU Bakersfield	2/8/2014
3.	4	five tied at four blocks		

ASSISTS

1.	12	DeWayne Russell	Omaha	12/13/2015
	12	DeWayne Russell	Mississippi Valley State	11/23/2015
3.	11	DeWayne Russell	Utah Valley	1/7/2017
	11	DeWayne Russell	UTRGV	1/7/2016
	10	three tied at 10 assists		

STEALS

1.	7	Gerard Martin	SIUE	11/28/2016
2.	5	Gerard Martin	at UC Riverside	12/31/2016
3.	4	12 tied at four assists		



| TEAM SINGLE-GAME HIGHS

ALL-TIME

POINTS

1. 144 Arizona College of the Bible 11/19/96

FIELD GOALS MADE

1. 61 West Coast Christian 1/14/89

FIELD GOALS ATTEMPTED

1. 116 St. Michael's 2/12/66

FIELD GOAL PERCENTAGE

1. .714 (40-56) LaVerne 12/10/94

3PT MADE

1. 15 Southern Colorado 11/27/93
15 CSU San Bernardino 12/29/05
15 Haskell College 12/15/07

3PT FG PERCENTAGE

1. .833 (5-6) Biola 12/29/90

FREE THROWS MADE

1. 44 Texas College 11/18/85

FREE THROWS ATTEMPTED

1. 54 Master's College 1/28/89

FREE THROW PERCENTAGE (min. 15 FTA)

1. .24-for-24 Biola 2/12/77

REBOUNDS

1. 78 California Baptist 12/17/65

ASSISTS

1. 40 West Coast Christian 1/14/89

STEALS

1. 34 Arizona College of the Bible 11/19/97

DIVISION I ERA (2013-PRES)

POINTS

1. 104 Omaha 12/13/2015
2. 100 Morgan State 12/27/2017
3. 99 Utah Valley 1/16/2016
4. 95 two games with 95 points

FIELD GOALS MADE

1. 38 Miss. Valley State 11/23/2015
2. 37 Omaha 12/13/2015
3. 35 San Diego Christian 1/17/2017
35 Bethesda 1/31/2017

FIELD GOALS ATTEMPTED

1. 79 Boise State 12/13/2017
2. 77 Omaha 12/13/2015
77 Chicago State 1/28/2017
4. 73 UTRGV 1/7/2016
73 Bethesda 1/31/2017

FIELD GOAL PERCENTAGE

1. .646 Black Hills State 11/17/2015
2. .625 San Diego Christian 1/17/2017
3. .618 Utah Valley 2/14/2015
4. .617 Abilene Christian 12/28/2014

3PT MADE

1. 14 Texas-Pan American 1/2/2014
14 Norfolk State 11/20/2017
3. 13 four tied with 13 3PT FGM

3PT FG PERCENTAGE

1. .667 Tulsa 12/18/2013
2. .619 Arkansas-Pine Bluff 12/22/2016
3. .588 at UMKC 1/23/2016
4. .538 Norfolk State 11/20/2017

FREE THROWS MADE

1. 35 Idaho 1/23/2014
2. 33 Seattle U 3/7/2015
33 Portland State 11/13/2015
4. 31 three games with 31 FTM

FREE THROWS ATTEMPTED

1. 43 Utah Valley 3/5/2016
2. 41 UTRGV 1/14/2017
41 Idaho 1/23/2014
4. 40 five games of 40 FT att.

FREE THROW PERCENTAGE (min. 15 FT att.)

1. .905 Jackson State 3/17/2016
.905 SeattleU 2/22/2018
3. .895 at Utah Valley 1/15/2015
4. .871 Texas-Pan American 1/2/2014
5. .867 at Chicago State 2/26/2015

REBOUNDS

1. 54 Western New Mexico 11/16/2013
2. 53 at Utah Valley 3/5/2016
3. 50 two games with 50 rebounds

BLOCKS

1. 10 SeattleU 1/25/2014
2. 8 four games with 8 blocks

ASSISTS

1. 28 Miss. Valley State 11/23/2015
2. 24 Morgan State 12/27/2017
3. 23 Grambling State 12/9/2017

STEALS

1. 14 at UIC 12/10/2016
2. 12 four games with 12 steals

OUTLOOK

REVIEW

MEET THE LOPES

THIS IS GCU

HISTORY

HISTORY

| INDIVIDUAL SINGLE-SEASON HIGHS

OUTLOOK

REVIEW

MEET THE LOPES

THIS IS GCU

HISTORY



ALL-TIME

POINTS

1.	747	Chad Briscoe	1992-93
2.	726	Ron Singleton	1986-87
3.	654	Wayne Bateman	1966-67
4.	642	Dana Pope	1993-94
5.	640	Rodney Johns	1987-88

SCORING AVERAGE

1.	24.7	Dana Pope	1993-94
2.	24.2	Wayne Bateman	1966-67
3.	24.1	Chad Briscoe	1992-93
4.	23.3	Kevin Warren	1985-86
5.	23.2	Ben Lindsey	1961-62

FIELD GOALS MADE

1.	290	Wayne Bateman	1966-67
----	-----	---------------	---------

FIELD GOAL PERCENTAGE

1.	.694	Bryan Lee	2005-06
----	------	-----------	---------

3PT MADE

1.	107	Richard Davis	2005-06
----	-----	---------------	---------

3PT FG PERCENTAGE

1.	.536	Rudy Bogan	2007-08
----	------	------------	---------

FREE THROWS MADE

1.	203	Josh Braun	2015-16
----	-----	------------	---------

FREE THROW PERCENTAGE

1.	.903	Chad Briscoe	1992-93
----	------	--------------	---------

REBOUNDS

1.	420	Bayard Forrest	1972-73
2.	415	Bayard Forrest	1974-75
3.	402	T.C. Dean	1957-58
4.	385	Bayard Forrest	1973-74
5.	358	Killian Larson	2012-13

BLOCKS

1.	106	Hoarcio Llamas	1995-96
----	-----	----------------	---------

DIVISION I ERA

POINTS

1.	593	DeWayne Russell	2016-17
2.	562	Josh Braun	2015-16
3.	516	Killian Larson	2013-14
4.	495	Jerome Garrison	2013-14
5.	461	Grandy Glaze	2015-16

SCORING AVERAGE

1.	21.2	DeWayne Russell	2016-17
2.	17.5	Josh Braun	2016-17
3.	17.2	Killian Larson	2013-14
4.	16.5	Josh Braun	2015-16
5.	16.5	Jerome Garrison	2013-14

FIELD GOALS MADE

1.	198	Grandy Glaze	2015-16
2.	197	DeWayne Russell	2016-17
3.	180	Killian Larson	2013-14
4.	143	Josh Braun	2015-16
5.	140	Alessandro Lever	2017-18

FIELD GOAL PERCENTAGE (min. 100 FG att.)

1.	.671	Kerwin Smith	2016-17
2.	.596	Grandy Glaze	2015-16
3.	.564	Keonta Vernon	2016-17
4.	.541	Killian Larson	2013-14
5.	.520	Darion Clark	2016-17

3PT MADE

1.	73	Josh Braun	2015-16
2.	64	Josh Braun	2016-17
	64	Josh Braun	2017-18
4.	56	Josh Braun	2014-15
5.	52	Jerome Garrison	2013-14
	52	DeWayne Russell	2016-17

3PT FG PERCENTAGE (min. 30 3pt att.)

1.	.417	DeWayne Russell	2015-16
2.	.416	Josh Braun	2016-17
3.	.402	Gerard Martin	2015-16
4.	.400	Jerome Garrison	2013-14
	.400	Ryan Majerle	2015-16

FREE THROWS MADE

1.	203	Josh Braun	2015-16
2.	187	Jerome Garrison	2013-14
3.	155	Killian Larson	2013-14
4.	147	DeWayne Russell	2016-17
5.	108	Alessandro Lever	2017-18

FREE THROW PERCENTAGE (min. 50 FT att.)

1.	.868	Josh Braun	2015-16
2.	.842	Damari Milstead	2017-18
3.	.817	Demetrius Walker	2013-14
4.	.803	Josh Braun	2016-17
5.	.792	Jerome Garrison	2013-14

REBOUNDS

1.	348	Killian Larson	2013-14
2.	290	Grandy Glaze	2015-16
3.	227	Keonta Vernon	2017-18
4.	217	Keonta Vernon	2016-17
5.	186	Keonta Vernon	2015-16

BLOCKS

1.	39	Keonta Vernon	2017-18
2.	26	Josh Braun	2014-15
3.	24	Oscar Frayer	2017-18
	24	Daniel Alexander	2014-15
	24	Oscar Frayer	2016-17

ALL-TIME

ASSISTS

1.	263	Ryan Nelson	2006-07
----	-----	-------------	---------

STEALS

1.	97	Rodney Johns	1987-88
----	----	--------------	---------

DIVISION I ERA

ASSISTS

1.	182	DeWayne Russell	2015-16
2.	152	Casey Benson	2017-18
3.	151	DeWayne Russell	2016-17
4.	90	DeWayne Russell	2014-15
5.	86	Gerard Martin	2015-16

STEALS

1.	47	DeWayne Russell	2015-16
2.	42	Gerard Martin	2016-17
3.	41	DeWayne Russell	2016-17
	41	Oscar Frayer	2017-18
5.	35	Keonta Vernon	2016-17



| TEAM SINGLE-SEASON HIGHS

ALL-TIME

POINTS
1. 1,4,093 1987-88

FIELD GOALS MADE
1. 1,532 1987-88

FIELD GOALS ATTEMPTED
1. 2,934 1987-88

FIELD GOAL PERCENTAGE
1. .774 (499-645) 2005-06

3PT MADE
1. 286 2005-06

3PT FG PERCENTAGE
1. .447 (286-640) 2005-06

FREE THROWS MADE
1. 774 1987-88

FREE THROWS ATTEMPTED
1. 1,115 1987-88

FREE THROW PERCENTAGE
1. .774 (499-645) 2005-06

REBOUNDS
1. 1,873 1987-88

DIVISION I ERA

POINTS
1. 2581 2015-16
2. 2512 2017-18
3. 2282 2016-17
4. 2198 2014-15
5. 2163 2013-14

FIELD GOALS MADE
1. 896 2015-16
2. 855 2017-18
3. 790 2016-17
4. 759 2014-15
5. 671 2013-14

FIELD GOALS ATTEMPTED
1. 1,922 2017-18
2. 1,978 2015-16
3. 1,812 2016-17
4. 1,683 2014-15
5. 1,549 2013-14

FIELD GOAL PERCENTAGE
1. .453 2015-16
2. .451 2014-15
3. .436 2016-17
4. .433 2013-14
5. .429 2017-18

3PT MADE
1. 251 2017-18
2. 210 2015-16
3. 206 2013-14
4. 205 2016-17
5. 198 2014-15

3PT FG PERCENTAGE
1. .360 2015-16
2. .350 2013-14
3. .333 2014-15
4. .331 2016-17
5. .322 2017-18

FREE THROWS MADE
1. 615 2013-14
2. 579 2015-16
3. 551 2017-18
4. 497 2016-17
5. 482 2014-15

FREE THROWS ATTEMPTED
1. 835 2015-16
2. 831 2013-14
3. 785 2017-18
4. 747 2016-17
5. 674 2015-16

FREE THROW PERCENTAGE
1. .740 2013-14
2. .715 2014-15
3. .702 2017-18
4. .693 2015-16
5. .665 2016-17

REBOUNDS
1. 1,310 2017-18
2. 1,201 2015-16
3. 1,166 2016-17
4. 1,057 2013-14
5. 1,016 2014-15

ALL-TIME

ASSISTS
1. 801 1987-88

STEALS
1. 368 1987-88

POINTS PER GAME
1. 96.8 1988-89

DIVISION I ERA

BLOCKS
1. 134 2017-18
2. 99 2014-15
3. 90 2015-16
4. 81 2013-14
5. 79 2016-17

ASSISTS
1. 540 2017-18
2. 504 2015-16
3. 423 2016-17
4. 388 2014-15
5. 386 2013-14

STEALS
1. 233 2016-17
2. 211 2017-18
3. 210 2015-16
4. 171 2014-15
5. 121 2013-14

POINTS PER GAME
1. 75.9 2015-16
2. 73.9 2017-18
3. 73.6 2016-17
4. 72.1 2013-14
5. 68.7 2014-15

OUTLOOK

REVIEW

MEET THE LOPES

THIS IS GCU

HISTORY

HISTORY

| INDIVIDUAL CAREER HIGHS

ALL-TIME

POINTS

1. 2,195	Bayard Forrest	1972-76
2. 1,490	Duane Gagnon	1965-69
3. 1,420	Jim Irvine	1970-74
4. 1,373	Doug Baker	1955-59
5. 1,313	Chad Briscoe	1991-93

SCORING AVERAGE

1. 22.6	Chad Briscoe	1991-93
2. 22.6	Dana Pope	1992-94
3. 21.1	Wayne Bateman	1965-67
4. 20.0	Kevin Warren	1984-86
5. 19.5	Gerry Brewer	1962-64

DIVISION I ERA

POINTS

1. 1694	Joshua Braun	2014-18
2. 1249	DeWayne Russell	2014-17
3. 834	Keonta Vernon	2015-18
4. 745	Jerome Garrison	2013-15
5. 554	Oscar Frayer	2016-18

SCORING AVERAGE (MIN. 1 GAMES)

1. 17.2	Killian Larson (30gms)	2013-14
2. 16.9	Demetrius Walker (9gms)	2013-14
3. 14.7	DeWayne Russell (85gms)	2014-17
4. 14.0	Joshua Braun (121gms)	2014-18
5. 14.0	Grandy Glaze (33gms)	2015-16

FIELD GOALS ATTEMPTED

1. 1171	Joshua Braun	2014-18
2. 1023	DeWayne Russell	2014-17
3. 653	Keonta Vernon	2015-18
4. 488	Jerome Garrison	2013-15
5. 477	Oscar Frayer	2016-18

3-POINT FIELD GOALS MADE

1. 253	Joshua Braun	2014-18
2. 89	Daniel Alexander	2013-15
3. 88	Ryan Majerle	2014-16
4. 81	DeWayne Russell	2014-17
81	Gerard Martin	2015-18

FIELD GOALS MADE

1. 498	Joshua Braun	2014-18
2. 416	DeWayne Russell	2014-17
3. 338	Keonta Vernon	2015-18
4. 215	Jerome Garrison	2013-15
5. 209	Oscar Frayer	2016-18

FIELD GOALS PERCENTAGE (MIN. 1 MADE)

1. 1.000	Juwan Washington (1-1)	2016-17
2. .667	Nehemiah Allen (2-3)	2016-18
.667	Adrian Carrion (2-3)	2014-17
4. .596	Grandy Glaze (198-332)	2015-16
5. .582	Kerwin Smith (99-170)	2014-18

3-POINT FIELD GOALS ATTEMPTED

1. 667	Joshua Braun	2014-18
2. 260	Gerard Martin	2015-18
3. 251	Daniel Alexander	2013-15
4. 226	Ryan Majerle	2014-16
5. 218	Oscar Frayer	2016-18

FREE THROWS MADE

1. 445	Joshua Braun	2014-18
2. 336	DeWayne Russell	2014-17
3. 244	Jerome Garrison	2013-15
4. 157	Keonta Vernon	2015-18
5. 155	Killian Larson	2013-14

FREE THROWS ATTEMPTED

1. 546	Joshua Braun	2014-18
2. 455	DeWayne Russell	2014-17
3. 326	Jerome Garrison	2013-15
4. 290	Keonta Vernon	2015-18
5. 210	Killian Larson	2013-14

ALL-TIME



REBOUNDS

1. 1,544	Bayard Forrest	1972-76
2. 1,063	T.C. Dean	1956-59
3. 891	Jim Rice	1967-71
4. 862	Bill Price	1976-80
5. 827	Ben Lindsey	1959-62

DIVISION I ERA

ASSISTS

1. 423	DeWayne Russell	2014-17
2. 207	Gerard Martin	2015-18
3. 142	Casey Benson	2017-18
4. 137	Joshua Braun	2014-18
5. 121	Shaq Carr	2016-18

BLOCKS

1. 74	Joshua Braun	2014-18
2. 69	Keonta Vernon	2015-18
3. 58	Daniel Alexander	2013-15
4. 44	Oscar Frayer	2016-18
5. 30	Gerard Martin	2015-18

STEALS

1. 119	DeWayne Russell	2014-17
2. 95	Gerard Martin	2015-18
3. 90	Joshua Braun	2014-18
4. 80	Keonta Vernon	2015-18
5. 73	Oscar Frayer	2016-18

REBOUNDS

1. 623	Keonta Vernon	2015-18
2. 565	Joshua Braun	2014-18
3. 348	Killian Larson	2013-14
4. 307	Oscar Frayer	2016-18
5. 305	Gerard Martin	2015-18

GAMES PLAYED

1. 121	Joshua Braun	2014-18
2. 98	Keonta Vernon	2015-18
98	Gerard Martin	2015-18
4. 86	Matt Jackson	2014-18
5. 85	DeWayne Russell	2014-17

GAMES STARTED

1. 114	Joshua Braun	2014-18
2. 84	DeWayne Russell	2014-17
3. 72	Keonta Vernon	2015-18
4. 62	Jerome Garrison	2013-15
5. 57	Gerard Martin	2015-18

MINUTES

1. 3611	Joshua Braun	2014-18
2. 2895	DeWayne Russell	2014-17
3. 2247	Gerard Martin	2015-18
4. 2148	Keonta Vernon	2015-18
5. 1982	Jerome Garrison	2013-15

MINUTES AVERAGE

1. 34.1	DeWayne Russell	2014-17
2. 32.7	Killian Larson	2013-14
3. 32.0	Jerome Garrison	2013-15
4. 30.9	Demetrius Walker	2013-14
5. 29.8	Joshua Braun	2014-18



| COACHING CAREER HIGHS

ALL-TIME - SINGLE SEASON

WINS

Coach	Wins	GMs	Season
1. Paul Westphal	37	43	1987-88
2. Ben Lindsey	29	32	1977-78
3. Ben Lindsey	28	30	1973-74
Ben Lindsey	28	31	1974-75
5. Dan Majerle	27	34	2015-16

WIN PERCENTAGE

Coach	PCT	GMs	Season
1. Dave Brazell	1.000	20	1958-59
2. Ben Lindsey	.933	30	1973-74
3. Ben Lindsey	.906	32	1977-78
4. Ben Lindsey	.903	31	1974-75
5. Ben Lindsey	.867	30	1975-75

ALL-TIME - CAREER

WINS

Coach	Wins	Seasons	Years
1. Ben Lindsey	362	21	1960-81
2. Leighton McCrary	216	14	1990-04
3. Dave Brazell	112	9	1951-60
4. Dan Majerle	103	5	2013-pres
5. Russ Pennell	72	4	2009-13

WIN PERCENTAGE

Coach	PCT	Wins	Years
1. Paul Westphal	.777	63	1986-88
2. Bill Westphal	.772	51	1988-90
3. Jay Arnote	.677	40	1981-83
4. Ben Lindsey	.649	362	1960-81
5. Dan Majerle	.639	103	2013-pres

OUTLOOK


REVIEW

MEET THE LOPES

THIS IS GCU

HISTORY

BEN LINDSEY | HEAD COACH 1960-81



DAN MAJERLE | HEAD COACH 2013-pres









WAC
WESTERN ATHLETIC CONFERENCE™

NCAA®