



GCU

2019-20 MEDIA GUIDE

GET SOCIAL.

OCT 30 > 7 P.M. NOV 5 > 7 P.M. NOV 8 > 7 P.M. NOV 13 >

CSU SAN BERNAR... M BASKETBALL DAVENPORT M BASKETBALL ILLINOIS M BASKETBALL GCU M BASKETBALL SAN DIEGO STATE

PURCHASE SEASON TICKETS CALENDAR +

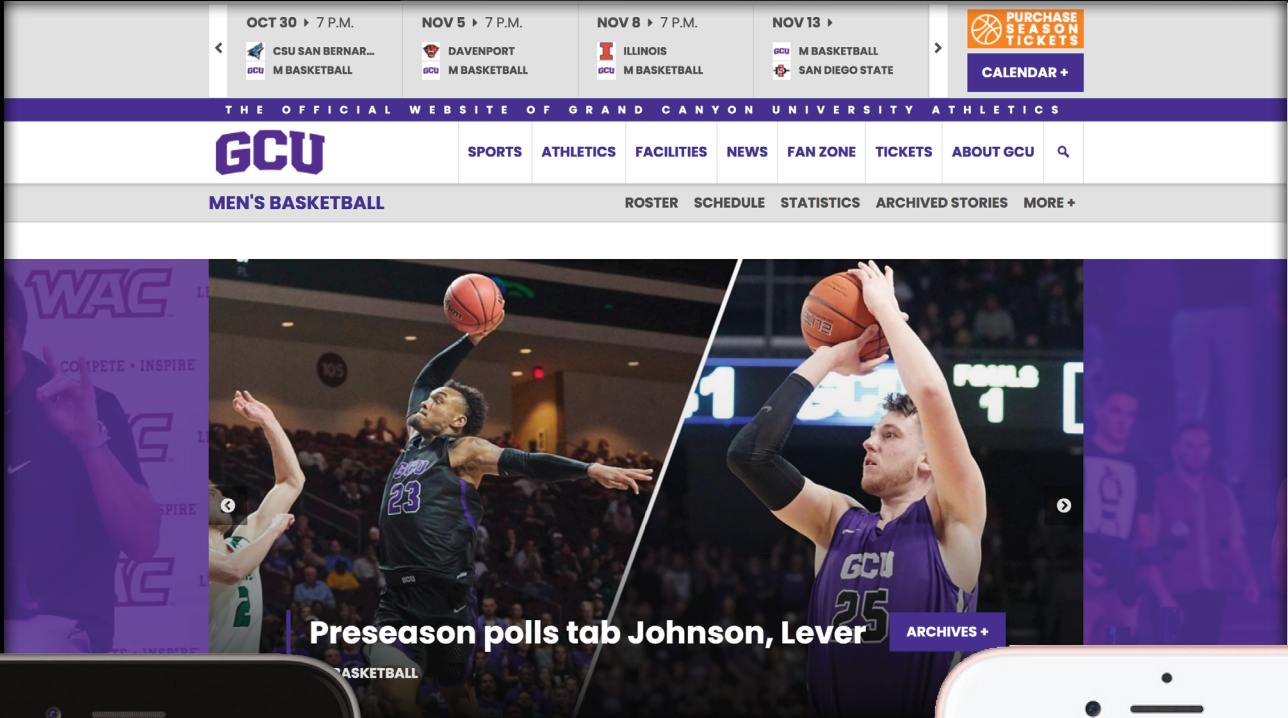
THE OFFICIAL WEBSITE OF GRAND CANYON UNIVERSITY ATHLETICS

GCU SPORTS ATHLETICS FACILITIES NEWS FAN ZONE TICKETS ABOUT GCU

MEN'S BASKETBALL ROSTER SCHEDULE STATISTICS ARCHIVED STORIES MORE +

WAC COMPETE • INSPIRE

Preseason polls tab Johnson, Lever ARCHIVES +



GCU MEN'S BASKETBALL

GCU Men's Basketball @GCU_MBB

The official account of @GCU_Lopes Men's Basketball, home to the biggest party in college basketball. #LopesUp

Phoenix, AZ GCU Lopes.com Joined April 2014

253 Following 14.7K Followers

Tweets Tweets & replies Media Likes

Pinned Tweet
GCU Men's Basketball @GC... · 8/14/19
Mark your calendars. The 2019-20 Lopes schedule is here. #GCUheartofPHX #LopesUp

Read > bit.ly/2Tti6vN



GCULOPES.COM

@GCU_MBB



gcu_mbb

447 Posts 7,230 Followers 123 Following

GCU Men's Basketball
The official account of Grand Canyon Men's Basketball, home to the biggest party in college basketball. #LopesUp GCU Lopes.com

Following Message

MM 2019 Media Day... The Proces...

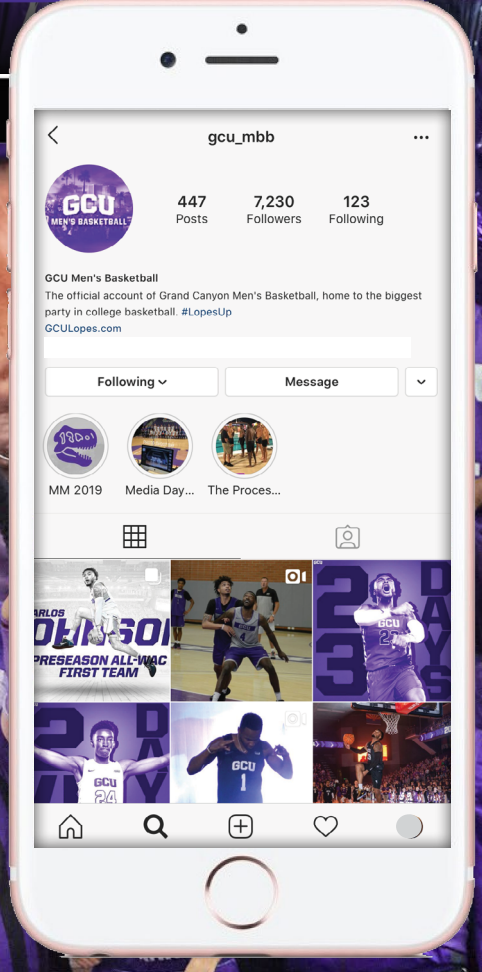


TABLE OF CONTENTS

OUTLOOK

Quick facts	6
Opponent capsules	8
Schedule	13
Season preview	14

REVIEW

Season review	18
All-conference selections	19
Individual statistics	20
Game-by-game	21
Team statistics	22
Points/rebounds/assists	24
Leaders	25
Game capsules	28

MEET THE LOPES

Roster	36
Broadcast roster	37
Coaching staff	38
Player bios	45

THIS IS GCU

GCU Arena	60
Jerry Colangelo	62
Havocs	64
Nike partnership	66
Practice facility	67
Broadcasting	68
Facilities	70
About the University	72
Brand standards	74

HISTORY & RECORDS

Year-by-year	76
Game-by-game	78
Individual honors	87
Record vs. opponent	88
All-time roster	90
Postseason history	93
Lopes in the pros	94
Records	96

59

13

2019-20 SCHEDULE

28

2018-19 RECAPS

38

LOPES ROSTER

40

COACHING STAFF

47

PLAYER BIOS

98

PROGRAM RECORDS



CREDITS

The 2019-20 Grand Canyon University Men's Basketball Media Guide was produced by the GCU Athletic Communications office with a special thanks to previous record keepers.

PHOTOGRAPHY

David Kadlubowski

COVER DESIGN

GCE Marketing



PHOENIX, ARIZONA



OUTLOOK

REVIEW

MEET THE LOPES

THIS IS GCU

HISTORY

3

TO THE MEDIA

The Grand Canyon Athletics Department is served by a communications office staff that works diligently to promote the individual and team accomplishments of student-athletes, coaches and staff. The office members handle all sport and department communications and media relations needs, and are happy to serve the working media in any way possible. Our staff will fulfill all reasonable requests.

Men's basketball contact:

Josh Hauser, josh.hauser@gcu.edu

Physical address:

3300 West Camelback Road, Phoenix, AZ 85017

Arena location:

33rd Avenue & Camelback Road

Parking:

Available in 33rd Ave. garage
Enter at Camelback Road & 33rd Avenue, follow gate attendant instructions.

CREDENTIALS

All members of the office follow the guidelines set forth by the NCAA and the Western Athletic Conference (WAC) in governing the issuance of credentials. All credential requests should be submitted to the sport contacts.

INTERVIEW REQUESTS

When making interview requests through the communications office, please allow at least 24 hours notice. If the time requested with a student-athlete or coach is longer than normal (for interview, photography or videography purposes), more advance notice will help ensure that your request will be handled efficiently.

All interviews with student-athletes will take place at designated times around practice schedules or during scheduled press conferences. Out-of-town media wishing to interview GCU student-athletes should also contact the communications office with their requests. Home and cell phone numbers for players will not be provided and players are instructed not to accept calls from media without prior notice from the communications office. Please do not contact a player or coach without scheduling the interview through the communications office.

E-MAIL

Releases, game notes and advisories are e-mailed to media that cover GCU on a regular basis. Media wishing to be added to the e-mail list for a particular sport should contact the communications representative responsible for that sport.

ONLINE

Updated bios, notes, rosters, schedules, statistics, quotes, etc., will be available throughout the season for every sport on GCU Lopes.com. Specific information not readily available on the website may be available through the communications office. Please contact the sport representative with your request.

INJURY INFORMATION

Grand Canyon University athletics will abide by HIPAA - a federal privacy act with regard to the release of injury information. GCU student-athletes will be required to sign a waiver before their injury information is released to the media. If the athlete chooses to withhold that information, GCU officials will be restricted to informing the media members of playing status only.

HOME GAME MEDIA SERVICES

- Pregame notes packets
- Pregame starters and post-game statistics
- A running play-by-play
- Game programs (upon request)
- Statistical monitors are provided to TV and radio broadcasts based on availability. The media is encouraged to follow live statistics online through StatBroadcast (GCUstats.com).



OUTLOOK

GCU





UNIVERSITY INFORMATION

School	Grand Canyon University
Location	Phoenix, Ariz.
Founded	1949
Enrollment	22,000
President	Brian Mueller
Vice President of Athletics	Jamie Boggs (interim)
Faculty representative	Claude Pensis
Affiliation	NCAA Division I
Nickname	Lopes
Mascot	Thunder
Colors	Purple, black & white
Conference	Western Athletic Conference (WAC)
Athletics website	www.GCULopes.com
GCU Men's Basketball Twitter / Instagram	@GCU_MBB

GRAND CANYON UNIVERSITY ARENA

Opened	Sept. 1, 2011
Capacity	7,000
Grand Canyon record at GCU Arena	112-24 (.830)

COACHING STAFF

Head Coach	Dan Majerle (7th season)
Alma mater	Central Michigan
Grand Canyon record	123-72 (.631)
WAC record	59-29 (.670)
Overall record	123-72 (.631)
Associate Head Coach	Marvin Menzies (UCLA)
Assistant Coach	Chris Crevelone (Adams State)
Assistant Coach	Isaac Chew (Avila)
Director of Basketball Operations	Dylan Hidalgo (Kansas Wesleyan)
Special Assistant to the Head Coach	Johnny Hill (UT Arlington)
Video Coordinator	Matt Lopez
Basketball office phone	602-639-6845

2018-19 IN REVIEW

Overall record	20-14 (.588)
WAC record	10-6 (.625)
WAC finish	3rd
Home	12-2 (.857)
Away	5-8 (.385)
Neutral	3-4 (.429)

PROGRAM HISTORY

First year	1949-50
All-Time record	1,183-740 (.615)
All-Time Division I record	123-72 (.631)
All-Time WAC record	59-29 (.670)

2019-20 TEAM INFORMATION

2018-19 letterwinners returning/lost	4/8
Starters returning/lost	2/3
Newcomers	8

RETURNING STARTERS (2)

PLAYER	HT	WT	CL	POS	PPG	RPG	APG	BPG
Oscar Frayer	6-7	190	Sr.	F	7.5	4.4	1.1	0.8
Alessandro Lever	6-10	230	Jr.	C	12.5	4.3	1.4	0.1

STARTERS LOST (3)

PLAYER	HT	WT	CL	POS	PPG	RPG	APG	BPG
Michael Finke	6-10	235	R-Sr.	F	12.1	5.1	1.4	0.1
Damari Milstead	6-2	190	So.	G	10.3	2.6	3.6	0.1
Trey Drechsel	6-6	205	R-Sr.	G	8.1	5.8	2.4	0.2

NEWCOMERS (8)

PLAYER	HT	WT	CL	POS	PREVIOUS SCHOOL
Louis Bangai	6-10	230	R-Fr.	C	UNLV
Jovan Blacksher	5-10	165	Fr.	G	Shadow Mountain HS
Mikey Dixon	6-2	170	R-Jr.	G	St. John's
Jaylen Fisher	6-2	200	Sr.	G	TCU
Lorenzo Jenkins	6-7	210	Sr.	G/F	Colorado State
Gabe McGlothan	6-7	225	So.	F	Southeast Missouri St.
Bryce Okpoh	6-7	190	Fr.	F	The Colony HS
Ethan Spry	6-8	215	Fr.	F	Scottsdale Christian Academy

RETURNING STATS

Statistic	Returning	Total	Pct.
Points	1,236	2,560	48.3
Rebounds	471	1,238	38.0
Assists	142	478	29.7
Blocks	44	75	58.7
3PT Made	125	257	48.6
FT Made	237	487	48.7









GCU VS. OPPONENTS STATS

Statistic	GCU	Opponent
Points per game	75.3	69.2
Rebounds per game	36.4	33.9
Assists per game	14.1	10.8
Steals per game	6.1	5.4
Blocks per game	2.2	3.0
Turnovers per game	12.1	13.7
Three-pointers per game	7.6	7.1
Free throws per game	14.3	12.3
Field goal percentage	.452	.436
Three point percentage	.331	.348
Free throw percentage	.731	.714

















2019-20 OPPONENTS

CONFERENCE

	Opponent	2018-19 Record	All-Time Series	Last Year	Games at GCU	Games at Opp.
	California Baptist	16-15	59-8	2-0	34-3	25-5
	Chicago State	3-29	10-2	2-0	5-1	5-1
	CSU Bakersfield	18-16	19-23	2-0	12-6	6-14
	Kansas City	11-21	11-4	1-1	7-1	3-3
	New Mexico State	30-5	2-13	0-3	2-4	0-7
	Seattle U	18-15	12-2	2-1	6-1	5-1
	Utah Valley	25-10	10-5	2-1	5-1	3-4
	UT Rio Grande Valley	20-17	9-3	1-1	5-1	4-2

NONCONFERENCE

	Opponent	Conference	2018-19 Record	All-Time Series	Last Met	Games at GCU	Games at Opp.
	Arkansas-Pine Bluff	SWAC	13-19	--	--	--	--
	Davenport	GLIAC	27-4	--	--	--	--
	Eastern Illinois	Ohio Valley	14-18	--	--	--	--
	Illinois	Big Ten	12-21	0-1	Dec. 30, 2017	--	0-1
	Liberty	ASUN	29-7	--	--	--	--
	Montana State	Big Sky	15-17	1-0	Nov. 17, 2014	1-0	--
	Mount Saint Mary's	NEC	9-22	--	--	--	--
	New Mexico	Mountain West	14-18	1-3	Dec. 23, 2014	1-0	0-3
	Northern Iowa	Missouri Valley	16-18	1-0	Dec. 19, 2018	--	1-0
	Purdue Fort Wayne	Summit	18-15	--	--	--	--
	San Diego State	Mountain West	21-13	3-0	Dec. 7, 2016	1-0	2-0
	Valparaiso (Paradise Jam)	Missouri Valley	15-18	--	--	--	--
	Fordham or Nevada (Paradise Jam)		--	--	--	--	--
	TBA (Paradise Jam)		--	--	--	--	--

OVERALL TOTALS

344-318 (.520)

shading denotes location of 2019-20 game(s)

2019 NCAA TOURNAMENT RESULTS

Liberty

First Round: Liberty 80, Mississippi State 76

Second Round: Virginia Tech 67, Liberty 58

New Mexico State

First Round: Auburn 78, New Mexico State 77



CSU BAKERSFIELD ROADRUNNERS

G15 Saturday, Jan. 4 at 8 p.m. MST | Bakersfield, Calif.

G30 Saturday, March 7 at 6 p.m. | Phoenix, Ariz.

Location	Bakersfield, Calif.
2018-19 record (conf.)	18-16 (7-9)
Postseason	CollegeInsider.com Tournament (2-1)
Head coach	Rod Barnes (9th)
Record at school	136-122 (.527)
Career record	322-311 (.509)
Home venue (capacity)	Icardo Center (3,495)
GCU record in series	19-23
Home / away / neutral	12-6 / 6-14 / 1-3
Last matchup	3/2/19 in Phoenix, Ariz. (W 73-69)
Sports information contact	Isaac Comelli
Email	icomelli@csub.edu
Phone	(661) 654-6033
Twitter / Website	@CSUB_MBB / GoRunners.com



CALIFORNIA BAPTIST LANCERS

G16 Saturday, Jan. 11 at 6 p.m. | Phoenix, Ariz.

G23 Saturday, Feb. 8 at 8 p.m. MST | Riverside, Calif.

Location	Riverside, Calif.
2018-19 record (conf.)	16-15 (7-9)
Postseason	College Basketball Invitational (0-1)
Head coach	Rick Croy (7th)
Record at school	148-44 (.771)
Career record	278-79 (.779)
Home venue (capacity)	CBU Events Center (5,050)
GCU record in series	59-8
Home / away / neutral	34-3 / 25-5 / --
Last matchup	2/21/19 in Phoenix, Ariz. (W 91-58)
Sports information contact	Danny Cross
Email	dcross@calbaptist.edu
Phone	(951) 343-4297
Twitter / Website	@CBUmbb / CBULancers.com



CHICAGO STATE COUGARS

G17 Thursday, Jan. 16 at 6 p.m. MST | Chicago, Ill.

G25 Saturday, Feb. 15 at 6 p.m. | Phoenix, Ariz.

Location	Chicago, Ill.
2018-19 record (conf.)	3-29 (0-16)
Postseason	WAC Tournament (0-1)
Head coach	Lance Irvin (2nd)
Record at school	3-29 (.094)
Career record	same
Home venue (capacity)	Jones Convocation Center (7,000)
GCU record in series	10-2
Home / away / neutral	5-1 / 5-1 / --
Last matchup	2/16/19 in Chicago, Ill. (W 90-59)
Sports information contact	Brandon Morgan
Email	bmorga22@csu.edu
Phone	(773) 995-3659
Twitter / Website	@ChicagoStateMBB / GoCSUCougars.com



KANSAS CITY ROOS

G18 Saturday, Jan. 18 at 6 p.m. MST | Kansas City, Mo.

G24 Thursday, Feb. 13 at 7 p.m. | Phoenix, Ariz.

Location	Kansas City, Mo.
2018-19 record (conf.)	11-21 (6-10)
Postseason	WAC Tournament (0-1)
Head coach	Billy Donlon (1st)
Record at school	--
Career record	109-94 (.537)
Home venue (capacity)	Swinney Recreation Center (1,600)
GCU record in series	11-4
Home / away / neutral	7-1 / 3-3 / 1-0
Last matchup	2/14/19 in Kansas City, Mo. (L 87-75 OT)
Sports information contact	Chad Waller
Email	wallercd@umkc.edu
Phone	(816) 235-1053
Twitter / Website	@KCRoosMBB / KCRoos.com



SEATTLE U REDHAWKS

- G19** Thursday, Jan. 23 at 7 p.m. | Phoenix, Ariz.
- G26** Thursday, Feb. 20 at 8 p.m. MST | Seattle, Wash.

Location	Seattle, Wash.
2018-19 record (conf.)	18-15 (6-10)
Postseason	CollegeInsider.com Tournament (0-1)
Head coach	Jim Hayford (3rd)
Record at school	38-29 (.567)
Career record	398-204 (.670)
Home venue (capacity)	Redhawk Center (999)
GCU record in series	12-2
Home / away / neutral	6-1 / 5-1 / 1-0
Last matchup	3/14/19 in Las Vegas, Nev. (W 84-75)
Sports information contact	Sarah Finney
Email	finneysa@seattleu.edu
Phone	(206) 296-5915
Twitter / Website	@seattleumbb / GoSeattleU.com



UTAH VALLEY WOLVERINES

- G20** Saturday, Jan. 25 at 6 p.m. | Phoenix, Ariz.
- G27** Saturday, Feb. 22 at 2 p.m. MST | Orem, Utah

Location	Orem, Utah
2018-19 record (conf.)	25-10 (12-4)
Postseason	College Basketball Invitational (1-1)
Head coach	Mark Madsen (1st)
Record at school	--
Career record	--
Home venue (capacity)	UCCU Center (8,500)
GCU record in series	10-5
Home / away / neutral	5-1 / 3-4 / 2-0
Last matchup	3/15/19 in Las Vegas, Nev. (W 78-74)
Sports information contact	Jason Erickson
Email	jason.erickson@uvu.edu
Phone	(801) 863-5451
Twitter / Website	@UVUmbb / GoUVU.com



UT RIO GRANDE VALLEY VAQUEROS

- G21** Thursday, Jan. 30 at 6 p.m. MST | Edinburg, Texas
- G29** Saturday, Feb. 29 at 6 p.m. | Phoenix, Ariz.

Location	Edinburg, Texas
2018-19 record (conf.)	20-17 (9-7)
Postseason	CollegeInsider.com Tournament (1-1)
Head coach	Lew Hill (4th)
Record at school	45-57 (.411)
Career record	same
Home venue (capacity)	UTRGV Fieldhouse (2,500)
GCU record in series	9-3
Home / away / neutral	5-1 / 4-2 / --
Last matchup	2/7/19 in Phoenix, Ariz. (L 72-69)
Sports information contact	Jonah Goldberg
Email	jonah.goldberg@utrgv.edu
Phone	(956) 665-2240
Twitter / Website	@UTRGV_MBB / GoUTRGV.com



NEW MEXICO STATE AGGIES

- G22** Saturday, Feb. 1 at 7 p.m. MST | Las Cruces, N.M.
- G28** Thursday, Feb. 27 at 7 p.m. | Phoenix, Ariz.

Location	Las Cruces, N.M.
2018-19 record (conf.)	30-5 (15-1)
Postseason	NCAA Tournament (0-1)
Head coach	Chris Jans (3rd)
Record at school	58-11 (.841)
Career record	79-23 (.775)
Home venue (capacity)	Pan American Center (12,482)
GCU record in series	2-13
Home / away / neutral	2-4 / 0-7 / 0-2
Last matchup	3/16/19 in Las Vegas, Nev. (L 89-57)
Sports information contact	TBA
Email	--
Phone	(575) 646-4120
Twitter / Website	@NMStateBB / NMStateSports.com



DAVENPORT PANTHERS
GREAT LAKES INTERCOLLEGIATE - DII

G1 Tuesday, Nov. 5 at 7 p.m. | Phoenix, Ariz.

Location	Grand Rapids, Mich.
2018-19 record (conf.)	27-4 (17-3)
Postseason	Great Lakes Tournament (2-1)
Head coach	Burt Paddock (12th)
Record at school	286-86 (.770)
Career record	same
Home venue (capacity)	DU Student Center (1,500)
GCU record in series	--
Home / away / neutral	-- / -- / --
Last matchup	--
Sports information contact	Cooper Weidenthaler
Email	cweidenthaler@davenport.edu
Phone	(616) 554-5133
Twitter / Website	@DUMensBBALL / DUPanthers.com



ILLINOIS FIGHTING ILLINI
BIG TEN

G2 Friday, Nov. 8 at 7 p.m. | Phoenix, Ariz.

Location	Champaign, Ill.
2018-19 record (conf.)	12-21 (7-13)
Postseason	Big Ten Tournament (1-1)
Head coach	Brad Underwood (3rd)
Record at school	26-39 (.400)
Career record	135-66 (.672)
Home venue (capacity)	State Farm Center (15,500)
GCU record in series	0-1
Home / away / neutral	-- / 0-1 / --
Last matchup	12/30/17 in Champaign, Ill. (L 62-58)
Sports information contact	Derrick Burson
Email	burson@illinois.edu
Phone	(217) 333-0933
Twitter / Website	@IlliniMBB / FightingIllini.com



SAN DIEGO STATE AZTECS
MOUNTAIN WEST

G3 Wednesday, Nov. 13 at 8 p.m. MST | San Diego, Calif.

Location	San Diego, Calif.
2018-19 record (conf.)	21-13 (11-7)
Postseason	Mountain West Tournament (2-1)
Head coach	Brian Dutcher (3rd)
Record at school	43-24 (.642)
Career record	same
Home venue (capacity)	Viejas Arena (12,414)
GCU record in series	3-0
Home / away / neutral	1-0 / 2-0 / --
Last matchup	12/7/16 in Phoenix, Ariz. (W 76-72)
Sports information contact	Richard Stern
Email	rstern@sdsu.edu
Phone	(619) 594-5548
Twitter / Website	@Aztec_MBB / GoAztecs.com



ARKANSAS-PINE BLUFF GOLDEN LIONS
SOUTHWESTERN ATHLETIC

G4 Saturday, Nov. 16 at 6 p.m. | Phoenix, Ariz.

Location	Pine Bluff, Ark.
2018-19 record (conf.)	13-19 (10-8)
Postseason	Southwestern Athletic Tournament (0-1)
Head coach	George Ivory (12th)
Record at school	132-222 (.373)
Career record	same
Home venue (capacity)	H.O. Clemmons Arena (4,500)
GCU record in series	1-0
Home / away / neutral	1-0 / -- / --
Last matchup	12/22/16 in Phoenix, Ariz. (W 89-49)
Sports information contact	Duane Lewis
Email	lewisd@uapb.edu
Phone	(870) 575-7949
Twitter / Website	@UAPB_MBB / UAPBLionsRoar.com



MONTANA STATE BOBCATS

BIG SKY

G5 Tuesday, Nov. 19 at 7 p.m. | Phoenix, Ariz.

Location	Bozeman, Mont.
2018-19 record (conf.)	15-17 (11-9)
Postseason	Big Sky Tournament (1-1)
Head coach	Danny Sprinkle (1st)
Record at school	--
Career record	--
Home venue (capacity)	Brick Breeden Fieldhouse (8,455)
GCU record in series	1-0
Home / away / neutral	1-0 / -- / --
Last matchup	11/17/14 in Phoenix, Ariz. (W 61-45)
Sports information contact	Andrew Pedersen
Email	apedersen@msubobcats.com
Phone	(406) 994-5349
Twitter / Website	@MSUBobcatsMBB / MSUBobcats.com



VALPARAISO CRUSADERS

MISSOURI VALLEY PARADISE JAM

G6 Friday Nov. 22 at 12 p.m. MST | St. Thomas, US. Virgin Islands

Location	Valparaiso, Ind.
2018-19 record (conf.)	15-18 (7-11)
Postseason	Missouri Valley Tournament (1-1)
Head coach	Matt Lottich (4th)
Record at school	54-44 (.551)
Career record	same
Home venue (capacity)	Athletics-Recreation Center (5,000)
GCU record in series	--
Home / away / neutral	-- / -- / --
Last matchup	--
Sports information contact	Brandon Vickrey
Email	brandon.vickrey@valpo.edu
Phone	(219) 464-5396
Twitter / Website	@ValpoBasketball / ValpoAthletics.com



PURDUE FORT WAYNE MASTODONS

SUMMIT

G9 Saturday, Nov. 30 at 6 p.m. | Phoenix, Ariz.

Location	Fort Wayne, Ind.
2018-19 record (conf.)	18-15 (9-7)
Postseason	Summit League Tournament (1-1)
Head coach	Jon Coffman (9th)
Record at school	96-68 (.585)
Career record	same
Home venue (capacity)	Memorial Coliseum & Gates Sports Center
GCU record in series	--
Home / away / neutral	-- / -- / --
Last matchup	--
Sports information contact	Derrick Sloboda
Email	derrick.sloboda@pfw.edu
Phone	(260) 481-0729
Twitter / Website	@MastodonMBB / GoMastodons.com




MOUNT ST. MARY'S MOUNTAINEERS

NORTHEAST

G10 Tuesday, Dec. 3 at 7 p.m. | Phoenix, Ariz.

Location	Emmitsburg, Md.
2018-19 record (conf.)	9-22 (6-12)
Postseason	--
Head coach	Dan Engelstad (2nd)
Record at school	9-22 (6-12)
Career record	113-56 (.669)
Home venue (capacity)	Knott Arena (3,121)
GCU record in series	--
Home / away / neutral	-- / -- / --
Last matchup	--
Sports information contact	Mark Vandergrift
Email	vandergrift@msmary.edu
Phone	(301) 447-5384
Twitter / Website	@MountHoops / MountAthletics.com



LIBERTY FLAMES

ATLANTIC SUN

G11 Sunday, Dec. 8 at 4:30 p.m. MST | Phoenix, Ariz.

Location	Lynchburg, Va.
2018-19 record (conf.)	29-7 (14-2)
Postseason	NCAA Tournament (1-1)
Head coach	Ritchie McKay (4th/6th)*
Record at school	124-83 (.599)
Career record	289-240 (.546)
Home venue (capacity)	Vines Center (9,547)
GCU record in series	--
Home / away / neutral	-- / -- / --
Last matchup	--
Sports information contact	Steven Gonzalez
Email	srgonzalez@liberty.edu
Phone	(435) 582-2292
Twitter / Website	@LibertyMBB / Liberty.edu/Flames

* 4th season in current stint, 6th overall as Liberty head coach




NORTHERN IOWA PANTHERS

MISSOURI VALLEY

G12 Thursday, Dec. 12 at 7 p.m. | Phoenix, Ariz.

Location	Cedar Falls, Iowa
2018-19 record (conf.)	16-18 (9-9)
Postseason	Missouri Valley Tournament (2-1)
Head coach	Ben Jacobson (14th)
Record at school	266-168 (.613)
Career record	same
Home venue (capacity)	McLeod Center (6,500)
GCU record in series	1-0
Home / away / neutral	-- / 1-0 / --
Last matchup	12/19/18 in Cedar Falls, Iowa (W 73-62)
Sports information contact	Nick Harvey
Email	nick.harvey@uni.edu
Phone	(319) 273-3642
Twitter / Website	@UNImbb / UNIPanthers.com



NEW MEXICO LOBOS

MOUNTAIN WEST

G13 Tuesday, Dec. 17 at 7 p.m. MST | Albuquerque, N.M.

Location	Albuquerque, N.M.
2018-19 record (conf.)	14-18 (7-11)
Postseason	Mountain West Tournament (1-1)
Head coach	Paul Weir
Record at school (years)	33-33 (.500)
Career record (years)	61-39 (.610)
Home venue (capacity)	Dreamstyle Arena (18,018)
GCU record in series	1-3
Home / away / neutral	1-0 / 0-3 / --
Last matchup	12/23/14 in Phoenix, Ariz. (W 68-65)
Sports information contact	Chelsea Pitvorec
Email	cpitvorec@unm.edu
Phone	(352) 422-2875
Twitter / Website	@UNMLoboMBB / GoLobos.com



EASTERN ILLINOIS PANTHERS

OHIO VALLEY

G14 Saturday, Dec. 21 at 6 p.m. | Phoenix, Ariz.

Location	Charleston, Ill.
2018-19 record (conf.)	14-18 (7-11)
Postseason	Ohio Valley Tournament (0-1)
Head coach	Jay Spoonhour (8th)
Record at school	93-124 (.429)
Career record	199-156 (.561)
Home venue (capacity)	Lantz Arena (5,300)
GCU record in series	--
Home / away / neutral	-- / -- / --
Last matchup	--
Sports information contact	Rich Moser
Email	rlmoser@eiu.edu
Phone	(217) 581-7480
Twitter / Website	@e iubasketball / EIUPanthers.com



OCTOBER

 **Wed 30 vs. CSU San Bernardino (Ex.)** PHOENIX, ARIZ. | GCU ARENA **7 p.m.** FOX 10 Xtra / ESPN3

NOVEMBER


 **Tue 05 vs. Davenport** PHOENIX, ARIZ. | GCU ARENA **7 p.m.** FOX 10 Xtra / ESPN3


 **Fri 08 vs. Illinois** PHOENIX, ARIZ. | GCU ARENA **7 p.m.** FOX 10 Xtra / ESPN3


 **Wed 13 at San Diego State** SAN DIEGO, CALIF. | VIEJAS ARENA **8 p.m.** Stadium

 **Sat 16 vs. Arkansas-Pine Bluff** PHOENIX, ARIZ. | GCU ARENA **6 p.m.** FOX 10 Xtra / ESPN3

 **Tue 19 vs. Montana State** PHOENIX, ARIZ. | GCU ARENA **7 p.m.** FOX 10 Xtra / ESPN3

 **Fri 22 vs. Valparaiso[^]** ST. THOMAS, U.S. VIRGIN ISLANDS | UVI SPORTS & FITNESS CENTER **12 p.m.** FloHoops


 **23/24 vs. Fordham or Nevada[^]** ST. THOMAS, U.S. VIRGIN ISLANDS | UVI SPORTS & FITNESS CENTER **TBA** FloHoops

 **Mon 25 vs. TBA[^]** ST. THOMAS, U.S. VIRGIN ISLANDS | UVI SPORTS & FITNESS CENTER **TBA** FloHoops

 **Sat 30 vs. Purdue Fort Wayne** PHOENIX, ARIZ. | GCU ARENA **6 p.m.** FOX 10 Xtra / ESPN3

DECEMBER

 **Tue 03 vs. Mount St. Mary's** PHOENIX, ARIZ. | GCU ARENA **7 p.m.** FOX 10 Xtra / ESPN3

 **Sun 08 vs. Liberty** PHOENIX, ARIZ. | TALKING STICK RESORT ARENA **4:30 p.m.** ESPNU

 **Thu 12 vs. Northern Iowa** PHOENIX, ARIZ. | GCU ARENA **7 p.m.** FOX 10 Xtra / ESPN3

 **Tue 17 at New Mexico** ALBUQUERQUE, N.M. | DREAMSTYLE ARENA "THE PIT" **7 p.m.**

 **Sat 21 vs. Eastern Illinois** PHOENIX, ARIZ. | GCU ARENA **6 p.m.** Fox 10 Xtra / ESPN3

JANUARY

 **Sat 04 at CSU Bakersfield*** BAKERSFIELD, CALIF. | ICARDO CENTER **8 p.m.** ESPN3

 **Sat 11 vs. California Baptist*** PHOENIX, ARIZ. | GCU ARENA **6 p.m.** FOX 10 Xtra / ESPN3

 **Thu 16 at Chicago State*** CHICAGO, ILL. | JONES CONVOCATION CENTER **6 p.m.** WAC Digital Network

 **Sat 18 at Kansas City*** KANSAS CITY, MO. | SWINNEY RECREATION CENTER **6 p.m.** WAC Digital Network

 **Thu 23 vs. Seattle U*** PHOENIX, ARIZ. | GCU ARENA **7 p.m.** FOX 10 Xtra / ESPN3

 **Sat 25 vs. Utah Valley*** PHOENIX, ARIZ. | GCU ARENA **6 p.m.** FOX 10 Xtra / ESPN3

 **Thu 30 at UT Rio Grande Valley*** EDINBURG, TEXAS | UTRGV FIELDHOUSE **6 p.m.** ESPN+


FEBRUARY

 **Sat 01 at New Mexico State*** LAS CRUCES, N.M. | PAN AMERICAN CENTER **7 p.m.**

 **Sat 08 at California Baptist*** RIVERSIDE, CALIF. | CBU EVENTS CENTER **8 p.m.** WAC Digital Network

 **Thu 13 vs. Kansas City*** PHOENIX, ARIZ. | GCU ARENA **7 p.m.** FOX 10 Xtra / ESPN3

 **Sat 15 vs. Chicago State*** PHOENIX, ARIZ. | GCU ARENA **6 p.m.** FOX 10 Xtra / ESPN3

 **Thu 20 at Seattle U*** SEATTLE, WASH. | REDHAWK CENTER **8 p.m.** ESPN+


 **Sat 22 at Utah Valley*** OREM, UTAH | UCCU CENTER **2 p.m.** WAC Digital Network

 **Thu 27 vs. New Mexico State*** PHOENIX, ARIZ. | GCU ARENA **7 p.m.** FOX 10 Xtra / ESPN3

 **Sat 29 vs UT Rio Grande Valley*** PHOENIX, ARIZ. | GCU ARENA **6 p.m.** FOX 10 Xtra / ESPN3

MARCH

 **Sat 07 vs. CSU Bakersfield*** PHOENIX, ARIZ. | GCU ARENA **6 p.m.** FOX 10 Xtra / ESPN3

 **12-14 WAC Tournament** LAS VEGAS, NEV. | ORLEANS ARENA **ESPN+ / ESPNU**

*denotes WAC game ^ denotes U.S. Virgin Islands Paradise Jam game

All times listed in Phoenix Time. (same as Pacific Daylight Time through Nov. 2, 2019 and beginning March 8, 2020; same as Mountain Standard Time beginning Nov. 3, 2019)

Entering the 2019-20 season with four straight 20-win seasons, Grand Canyon looks to take the next step as a program by qualifying for the NCAA tournament in its third season of Division I postseason eligibility after transitioning from D-II. The Lopes have advanced to the WAC Tournament championship in each of their two seasons as full D-I members.

GCU returns its leading scorers in senior guard **Carlos Johnson** (14.3 ppg) and junior center **Alessandro Lever** (12.5 ppg). Johnson was named to the All-WAC second team last season, which included his 31- and 35-point performances in the WAC Tournament. Lever was honored on the All-WAC first team as a freshman and increased his scoring as a sophomore.

"Alessandro, we've already talked about the way he's worked and lost weight (more than 20 pounds)," Majerle said at WAC Basketball Preview Day on Oct. 9. "He came into last year as (WAC) Preseason Player of the Year. In his estimation, and I think everybody's estimation, he had a down year. He took that to heart. He's really battled back this summer and lost the weight and really worked on his game. I expect him to have a monster year this year."

Both Johnson and Lever have the attention of the conference's head coaches, being named to the first team in Preseason All-WAC balloting.

"Carlos really came on at the end," Majerle noted. "This is his senior year. He's going to be a guy that we have to go to and look to score for us and be a leader. I think he's excited for the year."

Senior forward **Oscar Frayer**, who has 83 career starts for GCU, and sophomore forward **Raef Gerdes**



Carlos Johnson carried GCU for the stretch run of 2018-19 including 66 points through the first two games of the WAC Tournament.

PHOTO BY DAVID KADLUBOWSKI

round out the Lopes' four returning letterwinners. The returners will be surrounded by a largely new cast of characters, including seven newcomers and three Lopes coming off redshirt seasons.

"I expect a lot out of them," Majerle said. "Those are three guys who have been tournament-tested. Oscar has been there since the beginning. He started as a freshman. This is his last year so he's got a lot to prove."

With the departure of six players at 6 feet 6 or taller, the Lopes will make a distinct shift from the WAC's tallest team in 2018-19 to a quicker, guard-heavy roster in 2019-20.

Guards **Isiah Brown**, via Northwestern, and **J.J. Rhymes**, via Hutchinson (Kan.) Community College, will make their Lopes debuts at the outset of the

season after redshirting 2018-19 while fellow guard **Mikey Dixon**, who transferred from St. John's in January, is set to be eligible at the end of the first semester.

Four transfers and three freshmen comprise GCU's newcomers. Point guard **Jaylen Fisher** (TCU), power forward **Gabe McGlothan** (Southeast Missouri State), forward **Lorenzo Jenkins** (Colorado State) and center **Louis Bangai** (UNLV) transferred to GCU while local four-star recruit **Jovan Blacksher Jr.** highlights a freshman class that also includes **Bryce Okpoh** and **Ethan Spry**.

Fisher, who was a second-team Preseason All-WAC pick of the conference's media, is awaiting news on his eligibility, which hinges on a pending NCAA waiver.

GCU is set to enjoy another year in front of the GCU Arena crowd, which was the fullest venue in D-I basketball in 2018-19.

PHOTO BY DAVID KADLUBOWSKI





"It's yet to be seen," Majerle said of Fisher's potential impact. "Jaylen is an ultra-competitor. We're excited to have him. He's a great kid. When he's on the floor, he changes the whole game with his attitude, how hard he plays, his love of basketball. He wants to stay in the gym so hopefully we'll get him on the floor. When he's on the floor, he's going to be a game-changer."

Majerle, in his seventh season at the helm of the program, has a new-look coaching staff with former UNLV and New Mexico State head coach Marvin Menzies taking over as associate head coach and D-I coaching veteran Isaac Chew joining as an assistant coach. Chris Crevelone enters his seventh season paired with Majerle.

"I think our program is right where it needs to be," Majerle said. "It continues to get better. Our recruiting continues to pick up. We continue to add better players. It's a process. We have to have patience but we're right on track to where we want to go.

"It really helps that we were able to get to the (WAC Tournament) finals two years in a row. Our guys understand how that feels and they know they're going against, not only New Mexico State, but the whole league that has gotten better."

Backed by a raucous, nationally recognized student section dubbed the Havocs, GCU Arena was the fullest venue in the nation last season with 102.4% capacity for the 7,000-seat facility. With a 61-10 record at GCU Arena over the previous four seasons, the Lopes are tied for the ninth-most home wins in the nation since 2015-16. That has helped GCU finish in the top three of the WAC regular-season standings in each of its six D-I seasons by going 59-29 (.670) in conference play.

The Lopes look to ride their elite home atmosphere and fan support to a WAC Tournament championship and first trip to the dance at the D-I level.












Dan Majerle returns for his seventh season.











WAC

2019-20 PRESEASON VOTING

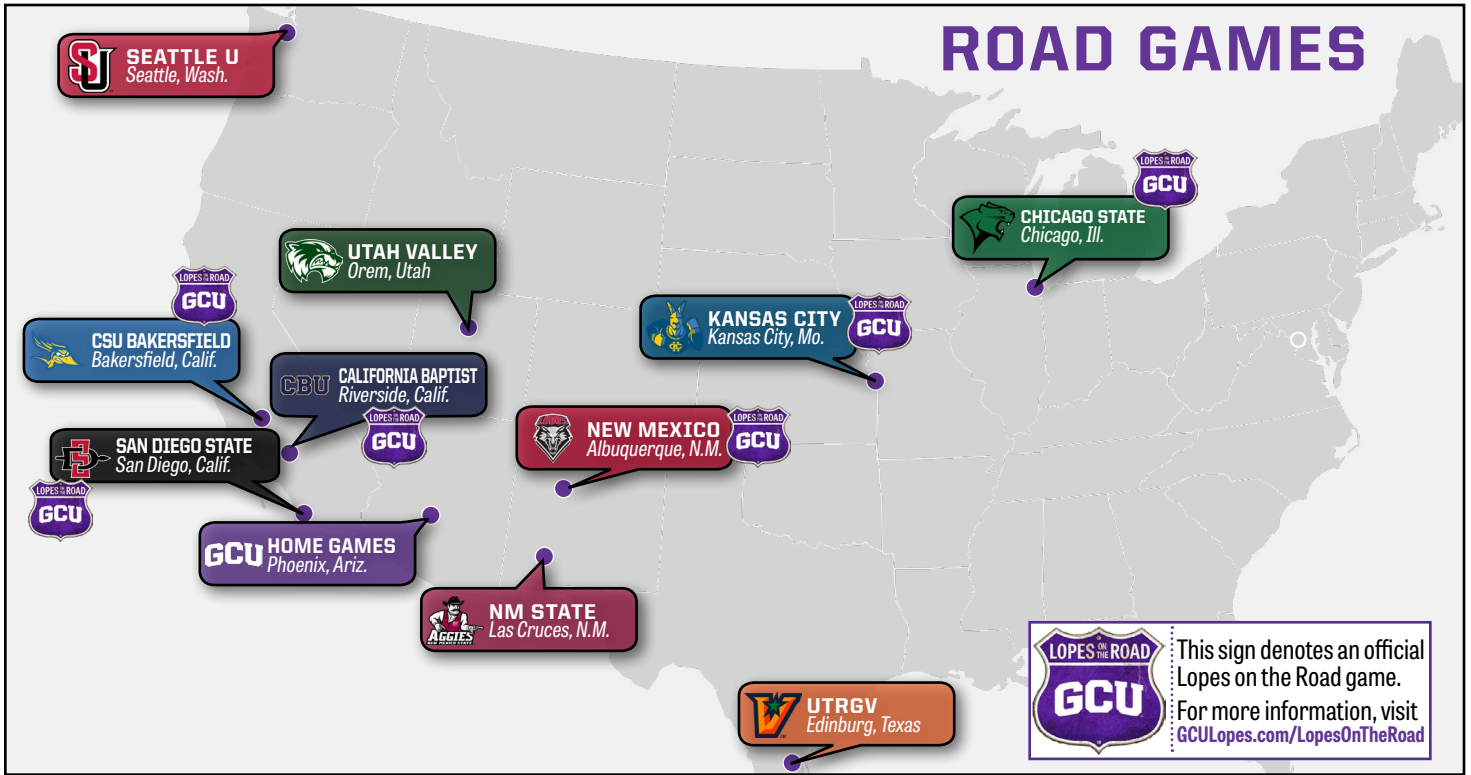
COACHES POLL

RANK	TEAM (FIRST PLACE VOTES)	POINTS
1	 New Mexico State (8)	64
2	 Grand Canyon (1)	57
3	 Seattle U	43
4	 UT Rio Grande Valley	39
5	 California Baptist	34
t-6	 CSU Bakersfield	30
	 Utah Valley	30
8	 Kansas City	16
9	 Chicago State	11

COACHES PRESEASON ALL-WAC SELECTIONS

FIRST TEAM		SECOND TEAM	
PLAYER		PLAYER	
Milan Acquah		Ivan Aurrecochea	
Terrell Brown		Myles Carter	
Terrell Brown		A.J. Harris	
Carlos Johnson		Javon Levi	
Alessandro Lever		Trevelin Queen	

Preseason Player of the Year: Milan Acquah, CBU



BY THE NUMBERS

16,468 Approximate number of miles set to be traveled in regular season

5 Games vs. NET top 100

10 Division I conferences faced (TBA in Paradise Jam)

7 First-time matchups

4 Number of neutral-site games in U.S. Virgin Islands Paradise Jam and Colangelo Classic

.520 2018-19 winning percentage of 2019-20 nonconference opponents

OVERALL

Total Games	30
Nonconference	14
Conference	16
** Exhibition	1

BY LOCATION

Home	17*
Away	10
Neutral	4

BY STATE

Arizona	18*
California	3
New Mexico	2
Illinois	1
Missouri	1
Texas	1
Utah	1
Washington	1
U.S. Virgin Islands	3

BY MONTH

October	1*
November	9
December	5
January	7
February	8
March	1

BY DAY

Sunday	2
Monday	1
Tuesday	4
Wednesday	2
Thursday	7
Friday	2
Saturday	13

BY CONFERENCE

Western Athletic WAC	16
Mountain West MW	2
Missouri Valley MV	2
Atlantic Sun ASUN	1
Big Sky BSKY	1
Big Ten BIG	1
Northeast NEC	1
Ohio Valley OVC	1
Summit SUMMIT	1
SWAC SWAC	1
(D2) GLIAC GLIAC	1
TBA	2

BY TIME OF DAY (local to site)

11:00 - 1:59	1
2:00-5:59	2
6:00 or later	26
TBA	2



REVIEW

GCU



CARLOS JOHNSON | GUARD



ALESSANDRO LEVER | CENTER

BY PAUL CORO / April 8, 2019

The NCAA tournament ended Monday night. Grand Canyon's quest to get there ended three weeks earlier with profound disappointment and renewed resolve to get there.

But it was only a temporary conclusion.

GCU has made an astounding introduction to Division I basketball, becoming one of 29 teams to win at least 20 games in each of the past four seasons and reaching the WAC Tournament championship game in each of its first two years of postseason eligibility. The work to take the program to the conference championship and NCAA tournament levels only continues.

"I'm proud of everybody – our student body, our fan support, our campus, my players, everybody," Lopes head coach Dan Majerle said amid the woe of coming within one win of a NCAA bid for a second consecutive year. "I can't tell enough about the atmosphere. I'm lucky to be involved in such a great university."

As the program turns the page to 2019-20, here is one last look at the highlights of 2018-19:

» GCU is one of 36 DI programs to win 91 or more games over the past four seasons, putting the Lopes in the top 10.2 percent of all DI programs for victories.

» The Lopes ranked first in the nation for attendance by percentage of arena capacity this season. GCU averaged 102.4 percent capacity for home games with an average attendance of 7,170 in a 7,000-seat arena. Nebraska and VCU also exceeded 100 percent while Duke, Gonzaga and Michigan State were at 100 percent.

» GCU has finished in the top three of the WAC regular-season standings each season since joining

the conference in 2013. Only New Mexico State also has done that.

» The Lopes recorded their highest scoring average (75.3 points per game) since 2015-16 and recorded their fifth consecutive season of holding opponents to fewer than 70 points per game. Among 353 programs, they ranked 65th in the nation for average scoring margin (plus-6.0 points per game).

» GCU will return its top two scorers (junior guard Carlos Johnson and sophomore center Alessandro Lever) and four of its top six scorers.

» Johnson posted seven 20-point games after not having any in his two previous seasons at Washington and improved his free throw shooting from 59.2 to 78.1 at GCU. He shot better on the road (51.6% overall, 36.7% on 3-pointers) this season than he did at home (47.4, 20.5).

» Lever's sophomore statistics were largely in line with his All-WAC freshman season. This season, he averaged 12.5 points, 4.3 rebounds, 1.4 assists, 1.7 turnovers and 0.4 steals with 44.7 percent shooting from the field. Last season, he averaged 12.2 points, 4.4 rebounds, 1.2 assists, 1.7 turnovers and 0.4 steals with 45.3 percent shooting from the field.

» Senior power forward Michael Finke is the only DI player of the past two seasons to record two games of at least 36 points on 70 percent shooting. He did it in a two-week span this season. Finke concluded his collegiate career by averaging career highs in points per game (12.1), rebounds per game (5.1), assists per game (1.4), field goal percentage (53.9) and free throw percentage (81.0 after being at 61.0 for his three seasons at Illinois).

» Sophomore point guard Damari Milstead went from averaging 4.5 points and 1.1 assists in 9.4 minutes per game as a freshman to 10.3 points and 3.6 assists in 28.2 minutes per game as a

sophomore. This season, he went from 65 assists and 45 turnovers in the first 20 games to 57 assists and 20 turnovers in the last 15 games.

» Senior guard Trey Drechsel tied for 29th in the nation for defensive rebounds by a guard. He averaged nearly as many minutes as a reserve (24.8 in the last nine games) as he did as a starter (26.2 in the first 25 games).

» Junior small forward Oscar Frayer, now with 83 career starts, ranked third in the WAC for defensive box plus/minus, a stat that estimates defense vs. an average player. He also had his lowest turnover average (1.0 per game) and percentage (12.7 percent of possessions).

» Senior power forward Matt Jackson shot a career-high 45.6 percent from the field and played 116 career games despite five hip and back surgeries.

» Senior small forward Gerard Martin shot career-best percentages from the field (49.1), 3-point line (40.0) and free throw line (83.3) and had his best steal rate (2.8 per 100 possessions).

GCU was 7-1 in the WAC before Martin's season-ending knee injury and went 3-5 during the conference's second half without him. An ankle injury also sidelined him for the final minutes of the Lopes' only loss in the first half of WAC play.

"It was a blow to our team because he's such a positive force to us and he was playing the best he's ever played for us this year," Majerle said. "He was shooting the ball well. He made All-Defensive Team playing half a year. That just tells you how much the coaches of the WAC respect him as a player so I was happy for him. Of course, we missed him and it took us a while to bounce back, but I am proud of our guys for finding the resolve to come back and turn it the right way."



ALL-WAC FIRST TEAM

ALL-WAC SECOND TEAM

ALL-WAC DEFENSIVE TEAM



F
6-10
R-SR.

G
6-3
JR.

F
6-7
R-SR.

**MICHAEL
FINKE**

**CARLOS
JOHNSON**

**GERARD
MARTIN**

CONFERENCE STATISTICS

CONFERENCE STATISTICS

CONFERENCE STATISTICS

12.4
PPG

54.8
FG%

5.3
RPG

15.4
PPG

52.6
FG%

38.9
3PT%

7
GAMES

8
STL

2.9
RPG

Finke posted the highest single-game point total by a WAC player in 2018-19 when he scored 38 points against Eastern New Mexico, and he matched the highest-scoring game in conference play (36 vs. Kansas City, tying California Baptist guard Milan Acquaaah's 36 vs. New Mexico State).

The 6-foot-10 power forward averaged 12.4 points and 5.3 rebounds in WAC play while shooting 54.8 percent from the field (No. 3 in WAC) and 85.7 percent from the free throw line (No. 6 in WAC).

Finke was one of only five full-time starters in Division I to shoot at least 54 percent from the field and 83 percent from the free throw line.

Johnson also was a newcomer to GCU but played more minutes in 2018-19 than he did in the previous two years at Washington combined.

He was the only player among the 10 All-WAC honorees to mostly come off the bench this season. Johnson started 12 of 30 games but still scored 408 points. Only two D-I players (Buffalo's Nick Perkins and Eastern Kentucky's Jomaru Brown) scored more points this season with 12 starts or fewer.

Johnson went from averaging 3.8 points last season to a team-leading 13.6 this season by shooting 49.1 percent from the field and 77.7 percent from the free throw line.

Martin earned All-Defensive Team honors for the second time in his career following his 2017 distinction with another despite suffering a season-ending knee injury with eight WAC games remaining. Martin fittingly ended his GCU career with a five-steal performance in a win at CSU Bakersfield. Majerle called the Australian the best defensive player in the WAC for the past three years.



Summary

Player	Overall Statistics										Conference Statistics									
	GP-GS	MIN/G	FG%	3FG%	FT%	R/G	A/G	STL	BLK	PTS/G	GP-GS	MIN/G	FG%	3FG%	FT%	R/G	A/G	STL	BLK	PTS/G
JOHNSON, Carlos	34-16	24.5	.490	.327	.781	4.1	1.6	32	5	14.3	16-6	25.7	.526	.389	.767	3.7	1.5	20	1	15.4
LEVER, Alessandro	34-33	25.7	.447	.354	.748	4.3	1.4	14	2	12.5	16-15	26.1	.420	.379	.676	4.1	1.8	11	0	10.8
FINKE, Michael	31-29	26.3	.539	.318	.810	5.1	1.4	9	2	12.1	16-14	25.9	.548	.278	.857	5.3	1.7	7	1	12.4
MILSTEAD, Damari	34-26	28.0	.403	.337	.752	2.6	3.6	47	4	10.3	16-16	30.8	.434	.340	.708	2.8	4.4	23	4	11.8
DRECHSEL, Trey	34-25	25.7	.430	.292	.686	5.8	2.4	30	7	8.1	16-12	27.1	.400	.212	.775	7.5	2.6	15	3	7.6
FRAYER, Oscar	33-30	25.6	.425	.339	.535	4.4	1.1	30	25	7.5	15-12	24.3	.416	.327	.563	4.1	0.9	11	10	6.7
JACKSON, Matt	29-6	17.3	.456	.314	.677	2.8	1.0	7	8	4.3	12-3	18.3	.385	.250	.818	3.1	0.9	2	3	4.4
MARTIN, Gerard	20-2	18.2	.491	.400	.833	2.4	1.4	18	6	3.8	7-2	18.3	.600	.615	.667	2.9	0.9	8	1	4.9
FINKE, Tim	34-3	15.9	.375	.367	.564	2.9	0.9	12	4	3.5	16-0	15.3	.386	.435	.579	2.4	0.4	3	3	3.4
BLUMBERGS, Roberts	21-0	10.8	.429	.233	.846	2.1	0.3	8	12	3.1	10-0	10.8	.500	.333	.833	1.9	0.3	6	5	3.2
GERDES, Raef	7-0	3.1	.375	.429	.500	0.0	0.3	0	0	1.6	5-0	3.2	.429	.500	.500	0.0	0.2	0	0	2.0
SMITH, Quinn	2-0	1.5	.000	.000	.000	0.0	0.0	0	0	0.0	0-0	0.0	.000	.000	.000	0.0	0.0	0	0	0.0
Totals	34		.452	.331	.731	36.4	14.1	207	75	75.2	16		.458	.343	.737	37.4	14.5	106	31	75.9
Opponent	34		.436	.348	.714	33.9	10.9	185	101	69.2	16		.422	.325	.705	33.2	10.4	83	43	66.5

Scoring

Player	Overall Statistics								Conference Statistics							
	FG-FGA	FG%	3FG-3FGA	3FG%	FT-FTA	FT%	PTS	PTS/G	FG-FGA	FG%	3FG-3FGA	3FG%	FT-FTA	FT%	PTS	PTS/G
JOHNSON, Carlos	166-339	.490	32-98	.327	121-155	.781	485	14.3	82-156	.526	14-36	.389	69-90	.767	247	15.4
LEVER, Alessandro	153-342	.447	40-113	.354	80-107	.748	426	12.5	63-150	.420	22-58	.379	25-37	.676	173	10.8
FINKE, Michael	138-256	.539	35-110	.318	64-79	.810	375	12.1	74-135	.548	15-54	.278	36-42	.857	199	12.4
MILSTEAD, Damari	118-293	.403	30-89	.337	85-113	.752	351	10.3	63-145	.434	16-47	.340	46-65	.708	188	11.8
DRECHSEL, Trey	101-235	.430	26-89	.292	48-70	.686	276	8.1	42-105	.400	7-33	.212	31-40	.775	122	7.6
FRAYER, Oscar	91-214	.425	43-127	.339	23-43	.535	248	7.5	37-89	.416	18-55	.327	9-16	.563	101	6.7
JACKSON, Matt	47-103	.456	11-35	.314	21-31	.677	126	4.3	20-52	.385	4-16	.250	9-11	.818	53	4.4
MARTIN, Gerard	27-55	.491	12-30	.400	10-12	.833	76	3.8	12-20	.600	8-13	.615	2-3	.667	34	4.9
FINKE, Tim	39-104	.375	18-49	.367	22-39	.564	118	3.5	17-44	.386	10-23	.435	11-19	.579	55	3.4
BLUMBERGS, Roberts	24-56	.429	7-30	.233	11-13	.846	66	3.1	12-24	.500	3-9	.333	5-6	.833	32	3.2
GERDES, Raef	3-8	.375	3-7	.429	2-4	.500	11	1.6	3-7	.429	3-6	.500	1-2	.500	10	2.0
SMITH, Quinn	0-1	.000	0-0	.000	0-0	.000	0	0.0	0-0	.000	0-0	.000	0-0	.000	0	0.0
Totals	907-2006	.452	257-777	.331	487-666	.731	2558	75.2	425-927	.458	120-350	.343	244-331	.737	1214	75.9
Opponent	848-1945	.436	240-690	.348	417-584	.714	2353	69.2	393-932	.422	99-305	.325	179-254	.705	1064	66.5

Totals

Player	Overall Statistics										Conference Statistics									
	O-REB	D-REB	TOTAL	PF	FO	A	TO	A/TO	HI	PTS	O-REB	D-REB	TOTAL	PF	FO	A	TO	A/TO	HI	PTS
JOHNSON, Carlos	47	91	138	89	3	53	92	0.6	35		16	43	59	43	1	24	51	0.5	26	
LEVER, Alessandro	42	103	145	110	4	47	57	0.8	27		20	45	65	58	1	28	30	0.9	20	
FINKE, Michael	59	98	157	54	0	43	29	1.5	38		32	52	84	32	0	27	11	2.5	36	
MILSTEAD, Damari	18	70	88	51	0	122	65	1.9	25		6	38	44	25	0	70	33	2.1	25	
DRECHSEL, Trey	27	170	197	79	1	82	57	1.4	17		20	100	120	40	1	42	25	1.7	15	
FRAYER, Oscar	40	104	144	68	1	36	34	1.1	18		19	43	62	26	0	13	16	0.8	18	
JACKSON, Matt	20	60	80	43	0	30	17	1.8	19		6	31	37	17	0	11	6	1.8	19	
MARTIN, Gerard	9	39	48	42	0	27	18	1.5	13		3	17	20	15	0	6	7	0.9	13	
FINKE, Tim	27	70	97	37	1	30	21	1.4	14		12	27	39	15	0	7	13	0.5	10	
BLUMBERGS, Roberts	10	34	44	23	0	6	12	0.5	10		6	13	19	13	0	3	8	0.4	10	
GERDES, Raef	0	0	0	0	0	2	0	2.0	6		0	0	0	0	0	1	0	1.0	6	
SMITH, Quinn	0	0	0	2	0	0	0	0.0	0		0	0	0	0	0	0	0	0.0	0	
Totals	351	887	1238	598	10	478	411	1.2	96		165	433	598	284	3	232	205	1.1	91	
Opponent	305	847	1152	658	-	369	465	0.8	98		144	387	531	314	-	166	218	0.8	87	



Opponent	Date	Score	L	Total		3-Pointers		Free throws		Rebounds				PF	A	T/O	BLK	STL	PTS	AVG
				FG-FGA	PCT	3FG-FGA	PCT	FT-FTA	PCT	OFF	DEF	TOT	AVG							
at South Dakota St.	11/06/18	74-79	L	24-70	.343	9-34	.265	17-20	.850	13	22	35	35.0	21	8	6	4	9	74	74.0
Delaware St.	11/10/18	89-47	W	36-69	.522	6-24	.250	11-21	.524	14	37	51	43.0	16	17	13	6	11	89	81.5
Jacksonville	11/12/18	76-59	W	27-65	.415	5-20	.250	17-23	.739	21	31	52	46.0	20	14	15	1	4	76	79.7
Arkansas St.	11/16/18	96-72	W	32-65	.492	5-19	.263	27-33	.818	16	25	41	44.8	19	18	13	2	8	96	83.8
vs Seton Hall	11/22/18	75-82	L	25-56	.446	11-30	.367	12-16	.750	5	20	25	40.8	22	18	11	3	2	73	81.6
vs Utah	11/23/18	66-75	L	19-44	.432	9-24	.375	19-26	.731	7	17	24	38.0	21	12	14	1	2	66	79.0
vs La Salle	11/25/18	82-70	W	26-48	.542	4-12	.333	26-37	.703	5	35	40	38.3	26	14	18	4	3	82	79.4
Boise St.	12/01/18	69-67	W	26-54	.481	7-23	.304	10-18	.556	9	20	29	37.1	17	10	12	3	5	69	78.1
vs Nevada	12/09/18	66-74	L	25-61	.410	10-21	.476	6-8	.750	9	24	33	36.7	21	15	14	1	5	66	76.8
at Texas	12/15/18	60-98	L	22-61	.361	8-27	.296	8-11	.727	7	18	25	35.5	11	12	11	3	2	60	75.1
at UNI	12/19/18	73-62	W	26-58	.448	6-25	.240	15-21	.714	15	26	41	36.0	14	14	10	3	7	73	74.9
Mississippi Val.	12/22/18	85-64	W	30-58	.517	7-23	.304	18-24	.750	11	26	37	36.1	13	21	9	2	9	85	75.8
at San Diego	12/29/18	58-61	L	21-54	.389	6-17	.353	10-13	.769	5	23	28	35.5	18	10	7	2	7	58	74.4
Utah Valley	01/03/19	71-60	W	24-64	.375	4-24	.167	19-24	.792	14	26	40	35.8	17	17	9	3	9	71	74.1
Seattle U	01/05/19	71-57	W	28-60	.467	7-18	.389	8-10	.800	10	32	42	36.2	20	18	14	1	4	71	73.9
at New Mexico St.	01/10/19	75-77	L	28-59	.475	8-25	.320	11-15	.733	10	27	37	36.3	24	8	13	3	6	75	74.0
at UTRGV	01/12/19	69-65	W	23-56	.411	12-25	.480	11-18	.611	13	27	40	36.5	19	12	19	1	4	69	73.7
Chicago St.	01/17/19	80-46	W	29-56	.518	7-22	.318	15-25	.600	7	29	36	36.4	13	20	16	1	10	80	74.1
UMKC	01/19/19	78-50	W	24-48	.500	7-16	.438	23-27	.852	13	25	38	36.5	12	13	20	1	11	78	74.3
at California Baptist	01/26/19	90-73	W	34-66	.515	7-23	.304	15-22	.682	14	20	34	36.4	21	12	6	1	10	90	75.1
at CSU Bakersfield	02/02/19	72-59	W	19-45	.422	7-16	.438	27-31	.871	3	30	33	36.2	13	11	12	3	6	72	74.9
UTRGV	02/07/19	69-72	L	24-53	.453	3-16	.188	18-26	.692	13	24	37	36.3	19	13	15	5	4	69	74.6
New Mexico St.	02/09/19	64-67	L	22-49	.449	8-23	.348	12-16	.750	7	21	28	35.9	16	13	11	1	6	64	74.2
at UMKC	02/14/19	75-87	Lot	31-70	.443	6-26	.231	7-11	.636	18	28	46	36.3	25	15	12	2	2	75	74.2
at Chicago St.	02/16/19	90-59	W	35-64	.547	13-26	.500	7-14	.500	12	29	41	36.5	16	19	11	1	9	90	74.8
California Baptist	02/21/19	91-58	W	30-59	.508	13-29	.448	18-20	.900	7	30	37	36.5	15	21	10	5	8	91	75.5
Eastern N.M.	02/27/19	95-64	W	38-69	.551	7-21	.333	12-15	.800	11	32	43	36.8	17	31	12	1	8	95	76.2
CSU Bakersfield	03/02/19	73-69	W	21-49	.429	6-20	.300	25-34	.735	6	27	33	36.6	16	13	11	1	4	73	76.1
at Utah Valley	03/07/19	70-82	L	26-61	.426	6-19	.316	12-15	.800	7	23	30	36.4	17	12	15	1	10	70	75.9
at Seattle U	03/09/19	76-83	Lot	27-68	.397	6-22	.273	16-23	.696	11	35	46	36.7	21	15	11	1	3	76	75.9
vs Seattle U	03/14/19	84-75	W	28-59	.475	11-24	.458	17-19	.895	12	25	37	36.7	10	3	8	0	4	84	76.1
vs Utah Valley	03/15/19	78-74	W	29-66	.439	10-23	.435	10-14	.714	14	21	35	36.7	14	10	11	1	4	78	76.2
vs New Mexico St.	03/16/19	57-89	L	23-60	.383	7-31	.226	4-9	.444	5	23	28	36.4	13	7	8	3	6	57	75.6
at West Virginia	03/20/19	63-77	L	25-62	.403	9-29	.310	4-7	.571	7	29	36	36.4	21	12	14	4	5	63	75.2
Total		2558		907-2006	.452	257-777	.331	487-666	.731	351	887	1238	36.4	598	478	411	75	207	2558	75.2
Opponents		2353		848-1945	.436	240-690	.348	417-584	.714	305	847	1152	33.9	658	369	465	101	185	2353	69.2

Team Averages

Games Played	Points/game	FG Pct	3FG Pct	FT Pct	Rebounds/game	Assists/game	Turnovers/game	Assist/Turnover ratio	Steals/game	Blocks/game
34	75.2	45.2	33.1	73.1	36.4	14.1	12.1	1.2	6.1	2.2



REVIEW | TEAM STATS

OUTLOOK

REVIEW

MEET THE LOPES

THIS IS GCU

HISTORY

	GCU	OPP
Scoring	2558	2353
Points per game	75.2	69.2
Scoring margin	+6.0	-
Field goals-att	907-2006	848-1945
Field goal pct	.452	.436
3 point fg-att	257-777	240-690
3-point FG pct	.331	.348
3-pt FG made per game	7.6	7.1
Free throws-att	487-666	417-584
Free throw pct	.731	.714
F-Throws made per game	14.3	12.3
Rebounds	1238	1152
Rebounds per game	36.4	33.9
Rebounding margin	+2.5	-
Assists	478	369
Assists per game	14.1	10.9
Turnovers	411	465
Turnovers per game	12.1	13.7
Turnover margin	+1.6	-
Assist/turnover ratio	1.2	0.8
Steals	207	185
Steals per game	6.1	5.4
Blocks	75	101
Blocks per game	2.2	3.0
Winning streak	0	-
Home win streak	3	-
Attendance	100375	43022
Home games-Avg/Game	14-7170	13-3309
Neutral site-Avg/Game	-	7-3136

Score by Periods

Team	1st	2nd	OT	TOT
Grand Canyon	1211	1338	9	2558
Opponents	1117	1208	28	2353



POINTS	96	Arkansas St. (11/16/18)
	95	Eastern N.M. (02/27/19)
	91	California Baptist (02/21/19)
	90	at Chicago St. (02/16/19)
	90	at California Baptist (01/26/19)
FIELD GOALS MADE	38	Eastern N.M. (02/27/19)
	36	Delaware St. (11/10/18)
FIELD GOAL ATTEMPTS	70	at UMKC (02/14/19)
	70	at South Dakota St. (11/06/18)
FIELD GOAL PERCENTAGE	.551 (38-69)	Eastern N.M. (02/27/19)
	.547 (35-64)	at Chicago St. (02/16/19)
3 PT FIELD GOALS MADE	13	California Baptist (02/21/19)
	13	at Chicago St. (02/16/19)
3 PT FG ATTEMPTS	34	at South Dakota St. (11/06/18)
	31	vs New Mexico St. (03/16/19)
3 PT FG PERCENTAGE	.500 (13-26)	at Chicago St. (02/16/19)
	.480 (12-25)	at UTRGV (01/12/19)
FREE THROWS MADE	27	at CSU Bakersfield (02/02/19)
	27	Arkansas St. (11/16/18)
FREE THROW ATTEMPTS	37	vs La Salle (11/25/18)
	34	CSU Bakersfield (03/02/19)
FREE THROW PERCENTAGE	.900 (18-20)	California Baptist (02/21/19)
	.895 (17-19)	vs Seattle U (03/14/19)
REBOUNDS	52	Jacksonville (11/12/18)
	51	Delaware St. (11/10/18)
ASSISTS	31	Eastern N.M. (02/27/19)
	21	California Baptist (02/21/19)
	21	Mississippi Val. (12/22/18)
STEALS	11	UMKC (01/19/19)
	11	Delaware St. (11/10/18)
BLOCKED SHOTS	6	Delaware St. (11/10/18)
	5	California Baptist (02/21/19)
	5	UTRGV (02/07/19)
TURNOVERS	20	UMKC (01/19/19)
	19	at UTRGV (01/12/19)
FOULS	26	vs La Salle (11/25/18)
	25	at UMKC (02/14/19)



REVIEW | POINTS/REBOUNDS/ASSISTS

OUTLOOK

REVIEW

MEET THE LOPES

THIS IS GCU

HISTORY

Opponent	Date	Score		2 DRECHSEL	4 FRAYER	05 JACKSON	11 MILSTEAD	12 BLUMBERGS	15 GERDES
at South Dakota St.	11/06/18	74-79	L	17-3-4	9-8-0	0-2-0	5-1-0	0-4-1	DNP
Delaware St.	11/10/18	89-47	W	15-8-6	15-5-3	4-3-0	0-2-5	2-4-0	1-0-0
Jacksonville	11/12/18	76-59	W	6-5-2	8-7-2	7-8-0	9-3-3	8-3-0	DNP
Arkansas St.	11/16/18	96-72	W	12-6-4	13-3-2	6-2-3	14-4-4	4-1-0	DNP
vs Seton Hall	11/22/18	75-82	L	3-2-1	4-3-4	7-0-0	21-0-4	0-0-1	DNP
vs Utah	11/23/18	66-75	L	10-3-3	5-4-2	2-2-0	6-2-4	DNP	DNP
vs La Salle	11/25/18	82-70	W	10-2-2	2-2-0	5-1-2	17-3-2	DNP	DNP
Boise St.	12/01/18	69-67	W	10-3-3	11-5-0	10-6-0	13-1-3	DNP	DNP
vs Nevada	12/09/18	66-74	L	16-3-1	9-9-2	6-4-3	11-1-4	0-1-0	DNP
at Texas	12/15/18	60-98	L	4-2-1	2-0-0	2-2-1	7-1-5	3-0-0	DNP
at UNI	12/19/18	73-62	W	9-3-3	10-7-0	0-2-2	11-7-2	2-1-0	DNP
Mississippi Val.	12/22/18	85-64	W	2-0-3	16-5-2	8-4-3	6-2-3	6-4-0	DNP
at San Diego	12/29/18	58-61	L	10-6-3	6-3-0	4-1-2	5-1-1	DNP	DNP
Utah Valley	01/03/19	71-60	W	6-4-2	8-4-1	19-8-1	8-2-8	DNP	DNP
Seattle U	01/05/19	71-57	W	15-14-2	3-2-0	4-4-2	13-4-7	DNP	0-0-0
at New Mexico St.	01/10/19	75-77	L	4-8-3	15-3-1	DNP	13-5-0	0-0-0	DNP
at UTRGV	01/12/19	69-65	W	0-5-2	11-5-2	DNP	25-7-5	0-3-0	DNP
Chicago St.	01/17/19	80-46	W	11-6-4	8-1-2	DNP	11-3-2	10-4-2	0-0-0
UMKC	01/19/19	78-50	W	13-11-3	0-0-0	DNP	7-3-3	8-3-0	1-0-0
at California Baptist	01/26/19	90-73	W	10-8-4	DNP	4-3-0	11-1-5	5-2-1	DNP
at CSU Bakersfield	02/02/19	72-59	W	4-8-2	2-2-1	9-4-2	18-1-2	DNP	DNP
UTRGV	02/07/19	69-72	L	8-5-2	9-5-0	0-3-1	14-0-2	4-3-0	DNP
New Mexico St.	02/09/19	64-67	L	4-6-1	9-1-1	0-1-1	12-4-4	0-0-0	DNP
at UMKC	02/14/19	75-87	Lot	0-5-1	7-10-1	2-0-0	2-2-3	0-2-0	DNP
at Chicago St.	02/16/19	90-59	W	8-6-3	5-4-2	2-3-1	5-4-6	5-2-0	3-0-1
California Baptist	02/21/19	91-58	W	9-7-5	18-7-1	2-4-2	18-2-7	0-0-0	6-0-0
Eastern N.M.	02/27/19	95-64	W	4-8-3	8-5-3	DNP	0-2-8	7-4-0	0-0-1
CSU Bakersfield	03/02/19	73-69	W	12-6-2	0-4-1	5-2-0	7-1-7	DNP	DNP
at Utah Valley	03/07/19	70-82	L	11-9-3	4-7-0	0-2-1	15-2-4	DNP	DNP
at Seattle U	03/09/19	76-83	Lot	7-12-3	2-7-0	6-3-0	9-3-5	DNP	DNP
vs Seattle U	03/14/19	84-75	W	2-7-0	9-5-1	0-2-0	9-3-1	DNP	DNP
vs Utah Valley	03/15/19	78-74	W	8-3-0	4-5-2	4-0-1	6-5-0	DNP	DNP
vs New Mexico St.	03/16/19	57-89	L	9-7-0	3-2-0	0-2-0	11-4-0	DNP	DNP
at West Virginia	03/20/19	63-77	L	7-6-1	13-4-0	8-2-2	12-2-3	2-3-1	DNP



Opponent	Date	Score		23 JOHNSON	24 FINKE, T	25 LEVER	35 SMITH	42 MARTIN	43 FINKE, M
at South Dakota St.	11/06/18	74-79	L	17-5-0	0-2-3	9-3-0	DNP	7-2-0	10-4-0
Delaware St.	11/10/18	89-47	W	13-6-1	9-7-1	14-5-0	0-0-0	9-2-1	7-8-0
Jacksonville	11/12/18	76-59	W	3-3-2	7-8-3	15-3-1	DNP	6-2-0	7-6-1
Arkansas St.	11/16/18	96-72	W	10-6-0	7-2-0	10-6-2	DNP	5-1-2	15-7-1
vs Seton Hall	11/22/18	75-82	L	4-0-2	3-6-1	20-6-2	DNP	0-3-0	11-5-3
vs Utah	11/23/18	66-75	L	8-2-0	14-2-0	16-3-0	DNP	0-1-2	5-3-1
vs La Salle	11/25/18	82-70	W	16-7-2	2-4-2	17-10-0	DNP	5-1-2	8-6-2
Boise St.	12/01/18	69-67	W	14-3-1	0-0-0	3-2-2	DNP	2-3-1	6-1-0
vs Nevada	12/09/18	66-74	L	7-3-0	0-0-1	13-3-2	DNP	0-4-1	4-5-1
at Texas	12/15/18	60-98	L	13-7-1	3-2-3	7-1-1	0-0-0	2-1-0	17-3-0
at UNI	12/19/18	73-62	W	9-3-0	9-8-3	17-5-2	DNP	6-2-2	DNP
Mississippi Val.	12/22/18	85-64	W	16-3-2	5-6-2	26-5-0	DNP	0-2-6	DNP
at San Diego	12/29/18	58-61	L	6-5-0	0-2-0	27-6-0	DNP	0-4-4	DNP
Utah Valley	01/03/19	71-60	W	10-5-1	2-1-0	14-5-4	DNP	0-4-0	4-3-0
Seattle U	01/05/19	71-57	W	12-5-0	0-1-0	15-2-3	DNP	3-2-1	6-4-3
at New Mexico St.	01/10/19	75-77	L	16-5-0	3-2-1	8-7-2	DNP	13-5-1	3-2-0
at UTRGV	01/12/19	69-65	W	11-6-0	5-1-0	4-3-1	DNP	DNP	13-5-2
Chicago St.	01/17/19	80-46	W	12-6-4	10-3-2	7-1-1	DNP	7-3-1	4-7-2
UMKC	01/19/19	78-50	W	21-2-2	5-9-0	9-4-1	DNP	0-1-3	14-5-1
at California Baptist	01/26/19	90-73	W	26-3-1	7-3-0	13-2-1	DNP	6-1-0	8-5-0
at CSU Bakersfield	02/02/19	72-59	W	20-4-2	0-1-0	6-1-1	DNP	5-4-0	8-3-1
UTRGV	02/07/19	69-72	L	13-2-1	2-1-1	9-5-5	DNP	DNP	10-6-1
New Mexico St.	02/09/19	64-67	L	7-2-0	5-1-0	11-4-1	DNP	DNP	16-4-5
at UMKC	02/14/19	75-87	Lot	8-8-3	0-0-0	20-6-2	DNP	DNP	36-9-5
at Chicago St.	02/16/19	90-59	W	19-1-1	3-8-2	16-7-3	DNP	DNP	24-6-0
California Baptist	02/21/19	91-58	W	16-3-2	5-5-0	9-5-0	DNP	DNP	8-4-4
Eastern N.M.	02/27/19	95-64	W	25-4-5	0-5-2	13-6-3	DNP	DNP	38-8-6
CSU Bakersfield	03/02/19	73-69	W	19-3-2	2-0-0	2-3-0	DNP	DNP	26-10-1
at Utah Valley	03/07/19	70-82	L	15-1-2	0-1-1	15-3-0	DNP	DNP	10-5-1
at Seattle U	03/09/19	76-83	Lot	22-3-3	6-2-0	15-7-3	DNP	DNP	9-6-1
vs Seattle U	03/14/19	84-75	W	31-7-1	0-1-0	12-2-0	DNP	DNP	21-6-0
vs Utah Valley	03/15/19	78-74	W	35-9-4	2-0-1	9-3-1	DNP	DNP	10-4-1
vs New Mexico St.	03/16/19	57-89	L	9-4-5	0-0-0	17-3-2	DNP	DNP	8-3-0
at West Virginia	03/20/19	63-77	L	2-2-3	2-3-1	8-8-1	DNP	DNP	9-4-0

OUTLOOK

REVIEW

MEET THE LOPES

THIS IS GCU

HISTORY



Points

Player	G	Pts	Pts/G
JOHNSON, Carlos	34	485	14.3
LEVER, Alessandro	34	426	12.5
FINKE, Michael	31	375	12.1
MILSTEAD, Damari	34	351	10.3
DRECHSEL, Trey	34	276	8.1
FRAYER, Oscar	33	248	7.5
JACKSON, Matt	29	126	4.3
FINKE, Tim	34	118	3.5
MARTIN, Gerard	20	76	3.8
BLUMBERGS, Roberts	21	66	3.1
GERDES, Raef	7	11	1.6

FG Percentage

Player	FG	Att	Pct
FINKE, Michael	138	256	.539
MARTIN, Gerard	27	55	.491
JOHNSON, Carlos	166	339	.490
JACKSON, Matt	47	103	.456
LEVER, Alessandro	153	342	.447
DRECHSEL, Trey	101	235	.430
BLUMBERGS, Roberts	24	56	.429
FRAYER, Oscar	91	214	.425
MILSTEAD, Damari	118	293	.403
FINKE, Tim	39	104	.375
GERDES, Raef	3	8	.375

3-Point Percentage

Player	3FG	Att	Pct
GERDES, Raef	3	7	.429
MARTIN, Gerard	12	30	.400
FINKE, Tim	18	49	.367
LEVER, Alessandro	40	113	.354
FRAYER, Oscar	43	127	.339
MILSTEAD, Damari	30	89	.337
JOHNSON, Carlos	32	98	.327
FINKE, Michael	35	110	.318
JACKSON, Matt	11	35	.314
DRECHSEL, Trey	26	89	.292
BLUMBERGS, Roberts	7	30	.233

Scoring Average

Player	G	Pts	Pts/G
JOHNSON, Carlos	34	485	14.3
LEVER, Alessandro	34	426	12.5
FINKE, Michael	31	375	12.1
MILSTEAD, Damari	34	351	10.3
DRECHSEL, Trey	34	276	8.1
FRAYER, Oscar	33	248	7.5
JACKSON, Matt	29	126	4.3
MARTIN, Gerard	20	76	3.8
FINKE, Tim	34	118	3.5
BLUMBERGS, Roberts	21	66	3.1
GERDES, Raef	7	11	1.6

Field Goals Attempts

Player	G	Att	Att/G
LEVER, Alessandro	34	342	10.1
JOHNSON, Carlos	34	339	10.0
MILSTEAD, Damari	34	293	8.6
FINKE, Michael	31	256	8.3
DRECHSEL, Trey	34	235	6.9

Field Goals Made

Player	G	Made	Made/G
JOHNSON, Carlos	34	166	4.9
LEVER, Alessandro	34	153	4.5
FINKE, Michael	31	138	4.5
MILSTEAD, Damari	34	118	3.5
DRECHSEL, Trey	34	101	3.0

3-Point FG Attempts

Player	G	Att	Att/G
FRAYER, Oscar	33	127	3.8
LEVER, Alessandro	34	113	3.3
FINKE, Michael	31	110	3.5
JOHNSON, Carlos	34	98	2.9
MILSTEAD, Damari	34	89	2.6

3-Point FG Made

Player	G	Made	Made/G
FRAYER, Oscar	33	43	1.3
LEVER, Alessandro	34	40	1.2
FINKE, Michael	31	35	1.1
JOHNSON, Carlos	34	32	0.9
MILSTEAD, Damari	34	30	0.9

**Free Throw Percentage**

Player	Made	Att	Pct
BLUMBERGS, Roberts	11	13	.846
MARTIN, Gerard	10	12	.833
FINKE, Michael	64	79	.810
JOHNSON, Carlos	121	155	.781
MILSTEAD, Damari	85	113	.752
LEVER, Alessandro	80	107	.748
DRECHSEL, Trey	48	70	.686
JACKSON, Matt	21	31	.677
FINKE, Tim	22	39	.564
FRAYER, Oscar	23	43	.535
GERDES, Raef	2	4	.500

Rebounds

Player	G	Reb	Reb/G
DRECHSEL, Trey	34	197	5.8
FINKE, Michael	31	157	5.1
LEVER, Alessandro	34	145	4.3
FRAYER, Oscar	33	144	4.4
JOHNSON, Carlos	34	138	4.1

Rebounds Average

Player	G	Reb	Reb/G
DRECHSEL, Trey	34	197	5.8
FINKE, Michael	31	157	5.1
FRAYER, Oscar	33	144	4.4
LEVER, Alessandro	34	145	4.3
JOHNSON, Carlos	34	138	4.1

Offensive Rebounds

Player	G	OReb	OReb/G
FINKE, Michael	31	59	1.9
JOHNSON, Carlos	34	47	1.4
LEVER, Alessandro	34	42	1.2
FRAYER, Oscar	33	40	1.2
DRECHSEL, Trey	34	27	0.8

Defensive Rebounds

Player	G	DReb	DReb/G
DRECHSEL, Trey	34	170	5.0
FRAYER, Oscar	33	104	3.2
LEVER, Alessandro	34	103	3.0
FINKE, Michael	31	98	3.2
JOHNSON, Carlos	34	91	2.7

Free Throw Attempts

Player	G	Att	Att/G
JOHNSON, Carlos	34	155	4.6
MILSTEAD, Damari	34	113	3.3
LEVER, Alessandro	34	107	3.1
FINKE, Michael	31	79	2.5
DRECHSEL, Trey	34	70	2.1

Free Throws Made

Player	G	Made	Made/G
JOHNSON, Carlos	34	121	3.6
MILSTEAD, Damari	34	85	2.5
LEVER, Alessandro	34	80	2.4
FINKE, Michael	31	64	2.1
DRECHSEL, Trey	34	48	1.4

Assists

Player	G	Ast	Ast/G
MILSTEAD, Damari	34	122	3.6
DRECHSEL, Trey	34	82	2.4
JOHNSON, Carlos	34	53	1.6
LEVER, Alessandro	34	47	1.4
FINKE, Michael	31	43	1.4

Steals

Player	G	Stl	Stl/G
MILSTEAD, Damari	34	47	1.4
JOHNSON, Carlos	34	32	0.9
DRECHSEL, Trey	34	30	0.9
FRAYER, Oscar	33	30	0.9
MARTIN, Gerard	20	18	0.9

Blocked Shots

Player	G	Blk	Blk/G
FRAYER, Oscar	33	25	0.8
BLUMBERGS, Roberts	21	12	0.6
JACKSON, Matt	29	8	0.3
DRECHSEL, Trey	34	7	0.2
MARTIN, Gerard	20	6	0.3

Minutes

Player	G	Min	Min/G
MILSTEAD, Damari	34	953	28.0
DRECHSEL, Trey	34	874	25.7
LEVER, Alessandro	34	873	25.7
FRAYER, Oscar	33	845	25.6
JOHNSON, Carlos	34	833	24.5

TUESDAY, OCT. 30 | HOME (EXHIB.)



MONTANA STATE
BILLINGS

60

GRAND
CANYON

97



PTS		REB	
12	Z. Rollins	5	M. Newbern
12	B. Howard	5	Z. Richmond
10	M. Newbern	4	B. Howard
AST		STL	
6	T. Green	1	2 tied

PTS		REB	
16	A. Lever	7	T. Drechsel
16	M. Finke	6	A. Lever
15	C. Johnson	5	2 tied
AST		STL	
4	T. Drechsel	3	D. Milstead

14-35 40.0%	FG	17-30 56.7%
4-14 28.6%	3P%	5-12 41.7%
31 (20/11)	REB (D/O)	36 (27/9)
19	TO	8

"Our first five ... our first seven ... 11 can all go. We see it every day at practice. Everybody's bringing it and working hard." - OSCAR FRAYER

SATURDAY, NOV. 10 | HOME



DELAWARE
STATE

47

GRAND
CANYON

89



PTS		REB	
16	P. Wiley	7	A. Bennett
11	S. Edwards	3	P. Wiley
8	A. Bennett	3	J. Mitchell
AST		STL	
2	M. Horsey	2	2 tied

PTS		REB	
16	A. Lever	7	T. Drechsel
16	M. Finke	6	A. Lever
15	C. Johnson	5	2 tied
AST		STL	
4	T. Drechsel	3	D. Milstead

15-54 27.8%	FG	36-69 52.2%
8-22 36.4%	3P%	6-24 25.0%
31 (23/8)	REB (D/O)	51 (37/14)
20	TO	13

"My emotions are different with the home crowd. There is just something about feeling like 7,000 people are riding with you." - TREY DRECHSEL

FRIDAY, NOV. 16 | HOME



ARKANSAS
STATE

72

GRAND
CANYON

96



PTS		REB	
24	T. Cockfield	7	G. Gillard
16	G. Gillard	4	T. Cockfield
11	T. Walley	4	M. Brevard
AST		STL	
3	3 tied	2	2 tied

PTS		REB	
15	M. Finke	7	M. Finke
14	D. Milstead	6	T. Drechsel
13	O. Frayer	6	A. Lever
AST		STL	
4	2 tied	5	D. Milstead

27-56 48.2%	FG	32-65 49.2%
5-15 33.3%	3P%	5-19 26.3%
28 (21/7)	REB (D/O)	41 (25/16)
15	TO	13

"We've got a pretty easy job - play defense and bring energy. Coach Majerle doesn't expect us to do more than that." - GERARD MARTIN

TUESDAY, NOV. 6 | AWAY



GRAND
CANYON

74

SOUTH DAKOTA
STATE

79



PTS		REB	
17	T. Drechsel	8	O. Frayer
17	C. Johnson	5	C. Johnson
10	M. Finke	4	2 tied
AST		STL	
4	T. Drechsel	2	T. Drechsel

PTS		REB	
31	D. Jenkins	13	M. Daum
20	M. Daum	12	T. King
11	M. Dentlinger	7	M. Dentlinger
AST		STL	
4	M. Daum	1	3 tied

24-70 34.3%	FG	28-58 48.3%
9-34 26.5%	3P%	7-17 41.2%
35 (22/13)	REB (D/O)	48 (34/14)
6	TO	16

"We relied on the 3 a little bit too much but we are a good shooting team. We just have to have a good mixture of taking the ball to the basket." - DAN MAJERLE

MONDAY, NOV. 12 | HOME



JACKSONVILLE

59

GRAND
CANYON

76



PTS		REB	
13	J. Note	6	T. Davis
12	T. Davis	6	J. Hinton
11	2 tied	4	J. Hogan
AST		STL	
4	A. Santos	3	T. Davis

PTS		REB	
15	A. Lever	8	T. Finke
9	D. Milstead	8	M. Jackson
8	2 tied	7	O. Frayer
AST		STL	
3	2 tied	1	4 tied

21-54 38.9%	FG	27-65 41.5%
5-22 22.7%	3P%	5-20 25.0%
25 (19/6)	REB (D/O)	52 (31/21)
13	TO	15

"I wanted to bring a spark. I knew we were struggling a little bit. They were getting into us. I just wanted to get to the basket and make plays." - DAMARI MILSTEAD

THURSDAY, NOV. 22 | WOODEN LEGACY



SETON HALL

82

GRAND
CANYON

75



PTS		REB	
40	M. Powell	8	S. Mamukelashvili
12	T. Thompson	7	M. Powell
11	Q. McKnight	5	Q. McKnight
AST		STL	
5	C. Myles	2	3 tied

PTS		REB	
21	D. Milstead	6	A. Lever
20	A. Lever	6	T. Finke
11	M. Finke	5	M. Finke
AST		STL	
4	2 tied	1	2 tied

28-45 62.2%	FG	25-56 44.6%
6-12 50.0%	3P%	11-30 36.7%
30 (27/3)	REB (D/O)	25 (20/5)
12	TO	11

"That was the old Alé from last year. He had a lot of confidence. He made some outside jumpers." - DAN MAJERLE



FRIDAY, NOV. 23 | WOODEN LEGACY

UTAH
75

GRAND CANYON
66

PTS		REB		PTS		REB	
26	S. Barefield	6	N. Topalovic	16	A. Lever	4	O. Frayer
14	D. Tillman	5	D. Tillman	14	T. Finke	3	T. Drechsel
10	2 tied	4	R. Battin	10	T. Drechsel	3	M. Finke
AST		STL		AST		STL	
4	P. Van Dyke	1	3 tied	4	D. Milstead	1	2 tied
24-48 50.0%		FG		19-44 43.2%			
8-20 40.0%		3P%		9-24 37.5%			
31 (22/9)		REB (D/O)		24 (17/7)			
13		TO		14			

"We keep letting teams get comfortable and then we're chasing them the rest of the game. We need to set the tone early." - **GERARD MARTIN**

SUNDAY, NOV. 25 | WOODEN LEGACY

LA SALLE
70

GRAND CANYON
82

PTS		REB		PTS		REB	
22	I. Deas	10	M. Brookins	17	A. Lever	10	A. Lever
15	P. Powell	4	J. Kimbrough	17	D. Milstead	7	C. Johnson
10	M. Brookins	4	T. Carter	16	C. Johnson	6	M. Finke
AST		STL		AST		STL	
5	T. Carter	2	J. Kimbrough	2	7 tied	1	3 tied
21-69 30.4%		FG		26-48 54.2%			
5-25 20.0%		3P%		4-12 33.3%			
38 (22/16)		REB (D/O)		50 (35/5)			
11		TO		18			

"This is a good start. We've got a really hard stretch. We've just got to stay together and try to win some games." - **DAN MAJERLE**

SATURDAY, DEC. 1 | HOME

BOISE STATE
67

GRAND CANYON
69

PTS		REB		PTS		REB	
23	R. Williams	7	R. Williams	14	C. Johnson	6	M. Jackson
11	M. Dickinson	5	Z. Haney	13	D. Milstead	5	O. Frayer
11	P. Dembley	3	2 tied	10	2 tied	3	3 tied
AST		STL		AST		STL	
2	R. Williams	5	R. Williams	3	2 tied	2	2 tied
27-50 54.0%		FG		26-54 48.1%			
6-15 40.0%		3P%		7-23 30.4%			
28 (21/7)		REB (D/O)		29 (20/9)			
17		TO		12			

"We're fighters, so we're going to keep fighting regardless of how the game is going ... no matter how we get the W, that's all that matters." - **CARLOS JOHNSON**

SUNDAY, DEC. 9 | COLANGELO CLASSIC

NEVADA
74

GRAND CANYON
66

PTS		REB		PTS		REB	
22	J. Caroline	14	J. Caroline	16	T. Drechsel	9	O. Frayer
19	J. Johnson	12	C. Martin	13	A. Lever	5	M. Finke
13	C. Martin	4	T. Thurman	11	O. Frayer	4	2 tied
AST		STL		AST		STL	
4	C. Martin	4	T. Thurman	4	D. Milstead	1	5 tied
22-51 43.1%		FG		25-61 41.0%			
6-22 27.3%		3P%		10-21 47.6%			
36 (28/8)		REB (D/O)		33 (24/9)			
14		TO		14			

"We know today that we wanted to send a message from the start and I thought we did that. Our defense was really good." - **MICHAEL FINKE**

SATURDAY, DEC. 15 | AWAY

GRAND CANYON
60

TEXAS
98

PTS		REB		PTS		REB	
17	M. Finke	7	C. Johnson	16	E. Mitrou-Long	7	D. Osetkowski
13	C. Johnson	3	M. Finke	16	J. Febres	6	J. Hayes
7	2 tied	2	3 tied	15	K. Roach II	5	3 tied
AST		STL		AST		STL	
5	D. Milstead	1	2 tied	8	C. Ramey	2	2 tied
22-61 36.1%		FG		37-63 58.7%			
8-27 29.6%		3P%		16-30 53.3%			
25 (18/7)		REB (D/O)		42 (33/9)			
11		TO		11			

"When a team punches you, you've got to respond better. You have to come out ready to play. It's a new experience for a lot of us." - **TREY DRECHSEL**

WEDNESDAY, DEC. 19 | AWAY

GRAND CANYON
73

NORTHERN IOWA
62

PTS		REB		PTS		REB	
17	A. Lever	8	T. Finke	27	A. Green	7	T. Pickford
11	D. Milstead	7	D. Milstead	15	W. Lohaus	5	T. Berhow
10	O. Frayer	7	O. Frayer	5	M. Wentzien	3	4 tied
AST		STL		AST		STL	
3	2 tied	3	D. Milstead	2	3 tied	1	2 tied
26-58 44.8%		FG		21-53 39.6%			
6-25 24.0%		3P%		11-21 52.4%			
41 (26/15)		REB (D/O)		30 (20/10)			
10		TO		14			

"The best thing about it is I thought they played more disciplined. When you do that and play hard, good things happen." - **DAN MAJERLE**

OUTLOOK

REVIEW

MEET THE LOPES

THIS IS GCU

HISTORY

SATURDAY, DEC. 22 | HOME

MISSISSIPPI VALLEY STATE
64

GRAND CANYON
85

PTS		REB		PTS		REB	
12	D. Scott	5	J. Evans	26	A. Lever	6	T. Finke
11	G. Holloway	4	D. Scott	16	O. Frayer	5	O. Frayer
10	2 tied	3	A. Koracin	8	M. Jackson	5	A. Lever
AST		STL		AST		STL	
3	D. Scott	2	D. Scott	6	G. Martin	3	C. Johnson
25-56 44.6%		FG		30-58 51.7%		FG	
6-13 46.2%		3P%		7-23 30.4%		3P%	
28 (22/6)		REB (D/O)		37 (26/11)		REB (D/O)	
15		TO		9		TO	

"In the second half, I played better in the post. I sealed better. All game, they tried to get me the ball and for all the big men in the post." - **ALESSANDRO LEVER**

SATURDAY, DEC. 29 | AWAY

GRAND CANYON
58

SAN DIEGO
61

PTS		REB		PTS		REB	
27	A. Lever	6	T. Drechsel	19	O. Carter III	12	I. Pineiro
10	T. Drechsel	6	A. Lever	17	I. Pineiro	8	T. Williams
6	2 tied	5	C. Johnson	10	A. Floresca	7	O. Carter III
AST		STL		AST		STL	
4	G. Martin	2	3 tied	4	T. Williams	1	3 tied
21-54 38.9%		FG		20-48 41.7%		FG	
6-17 35.3%		3P%		6-16 37.5%		3P%	
28 (23/5)		REB (D/O)		36 (30/6)		REB (D/O)	
7		TO		12		TO	

"I think it's always good when you play good teams ... If you hold San Diego to 61 points, you think you have a pretty good chance to win." - **DAN MAJERLE**

THURSDAY, JAN. 3 | HOME

UTAH VALLEY
60

GRAND CANYON
71

PTS		REB		PTS		REB	
15	B. Nakwaasah	8	J. Toolson	19	M. Jackson	8	M. Jackson
12	B. Steele	8	I. White	14	A. Lever	5	A. Lever
8	J. Toolson	7	B. Steele	10	C. Johnson	5	C. Johnson
AST		STL		AST		STL	
2	T. Washington	1	3 tied	8	D. Milstead	3	D. Milstead
21-56 37.5%		FG		24-64 37.5%		FG	
3-15 20.0%		3P%		4-24 16.7%		3P%	
31 (20/11)		REB (D/O)		36 (27/9)		REB (D/O)	
19		TO		9		TO	

"I just give credit to my teammates. They were giving me the ball in good spots and I was able to finish plays." - **MATT JACKSON**

SATURDAY, JAN. 5 | HOME

SEATTLE U
57

GRAND CANYON
71

PTS		REB		PTS		REB	
16	M. Kavas	7	M. Kavas	15	T. Drechsel	14	T. Drechsel
15	D. Jones	6	T. Brown	15	A. Lever	5	C. Johnson
12	T. Brown	5	M. Means	13	D. Milstead	4	4 tied
AST		STL		AST		STL	
3	2 tied	2	M. Means	7	D. Milstead	1	4 tied
19-56 33.9%		FG		28-60 46.7%		FG	
5-10 50.0%		3P%		7-18 38.9%		3P%	
31 (24/7)		REB (D/O)		42 (32/10)		REB (D/O)	
11		TO		14		TO	

"We really gutted out the last two. Coach Majerle has really been harping on playing hard and playing defense first." - **GERARD MARTIN**

THURSDAY, JAN. 10 | AWAY

GRAND CANYON
75

NEW MEXICO STATE
77

PTS		REB		PTS		REB	
16	C. Johnson	8	T. Drechsel	20	I. Aurrecochea	11	I. Aurrecochea
15	O. Frayer	7	A. Lever	17	J. McCants	5	K. Jones
13	2 tied	5	3 tied	15	T. Brown	5	J. McCants
AST		STL		AST		STL	
3	T. Drechsel	2	D. Milstead	7	A. Harris	2	I. Aurrecochea
28-59 47.5%		FG		30-60 50.0%		FG	
8-25 32.0%		3P%		9-21 42.9%		3P%	
37 (27/10)		REB (D/O)		32 (23/9)		REB (D/O)	
13		TO		13		TO	

"I'm proud of the way our guys played. We played hard. They're heartbroken right now. That's just a hard way to lose, man." - **DAN MAJERLE**

SATURDAY, JAN. 12 | AWAY

GRAND CANYON
69

UT RIO GRANDE VALLEY
65

PTS		REB		PTS		REB	
25	D. Milstead	7	D. Milstead	23	T. Winn III	6	J. Levi
13	M. Finke	6	C. Johnson	11	J. Jackson	5	N. Gueye
11	2 tied	5	4 tied	8	J. Levi	4	T. Winn III
AST		STL		AST		STL	
5	D. Milstead	1	4 tied	8	J. Levi	3	2 tied
23-56 41.1%		FG		21-52 40.4%		FG	
12-25 48.0%		3P%		3-7 42.9%		3P%	
40 (27/13)		REB (D/O)		30 (24/6)		REB (D/O)	
19		TO		12		TO	

"I love the big moment. Since I was younger, I feel like when the ball is in my hands at the end, then we're in good position." - **DAMARI MILSTEAD**

OUTLOOK

REVIEW

MEET THE LOPES

THIS IS GCU

HISTORY



THURSDAY, JAN. 17 | HOME



CHICAGO STATE
46

GRAND CANYON
80




PTS		REB	
12	R. Shaw	5	A. Harris
9	A. Harris	5	C. Jacob
8	C. Jacob	4	3 tied
AST		STL	
3	A. Harris	2	2 tied

PTS		REB	
12	C. Johnson	7	M. Finke
11	D. Milstead	6	C. Johnson
11	T. Drechsel	6	T. Drechsel
AST		STL	
4	2 tied	3	R. Blumbergs

20-51	39.2%	FG	29-56	51.8%
0-10	0.0%	3P%	7-22	31.8%
32 (27/5)		REB (D/O)	36 (29/7)	
23		TO	16	

"It was great. I think I will build on it, having a game like this, and move forward and going up, not looking back." - **ROBERTS BLUMBERGS**

SATURDAY, JAN. 19 | HOME



KANSAS CITY
50

GRAND CANYON
78




PTS		REB	
11	X. Bishop	8	M. Nesbitt Jr.
8	B. McKissic	4	A. Leek
7	2 tied	3	J. Giles
AST		STL	
3	M. Nesbitt Jr.	3	B. McKissic

PTS		REB	
21	C. Johnson	11	T. Drechsel
14	M. Finke	9	T. Finke
13	T. Drechsel	5	M. Finke
AST		STL	
3	3 tied	3	2 tied

20-58	34.8%	FG	24-48	50.0%
4-19	21.1%	3P%	7-16	43.8%
29 (15/14)		REB (D/O)	38 (25/13)	
20		TO	20	

"I'm trying to stay confident and aggressive ... I only have a few of these games left. So when the shot's there, I'm going to take it." - **MICHAEL FINKE**

SATURDAY, JAN. 26 | AWAY



GRAND CANYON
90

CALIFORNIA BAPTIST
73




PTS		REB	
26	C. Johnson	8	T. Drechsel
13	A. Lever	5	M. Finke
11	D. Milstead	3	3 tied
AST		STL	
5	D. Milstead	3	2 tied

PTS		REB	
15	M. Henn	10	D. Davis
15	D. Davis	7	M. Henn
13	T. Rowell	3	J. Heading
AST		STL	
4	M. Acquah	1	M. Acquah

34-66	51.5%	FG	25-49	51.0%
7-23	30.4%	3P%	11-20	55.0%
34 (20/14)		REB (D/O)	27 (21/6)	
6		TO	16	

"We saw that they were switching off, putting a big on me, so I was just going to stare the big in the eye and make him guard me." - **CARLOS JOHNSON**

SATURDAY, FEB. 2 | AWAY



GRAND CANYON
72

CSU BAKERSFIELD
59



PTS		REB	
20	C. Johnson	8	T. Drechsel
18	D. Milstead	4	C. Johnson
9	M. Jackson	4	M. Jackson
AST		STL	
2	4 tied	5	G. Martin

PTS		REB	
16	A. Lever	7	T. Drechsel
16	M. Finke	6	A. Lever
15	C. Johnson	5	2 tied
AST		STL	
4	T. Drechsel	3	D. Milstead

19-45	42.2%	FG	24-64	37.5%
7-16	43.8%	3P%	6-24	25.0%
33 (30/3)		REB (D/O)	37 (25/12)	
12		TO	9	

"I think it's Coach getting everybody to buy in and know their roles ... We're taking it one game at a time to make that happen." - **CARLOS JOHNSON**

THURSDAY, FEB. 7 | HOME



UT RIO GRANDE VALLEY
69

GRAND CANYON
72



PTS		REB	
21	T. Smith	10	L. Varner II
15	T. Winn III	5	J. Levi
12	J. Levi	5	J. Jackson
AST		STL	
3	J. Levi	4	J. Levi

PTS		REB	
14	D. Milstead	7	M. Finke
13	C. Johnson	6	O. Frayer
10	M. Finke	5	3 tied
AST		STL	
5	A. Lever	2	R. Blumbergs

28-62	45.2%	FG	24-53	45.3%
4-15	26.7%	3P%	3-16	18.8%
35 (22/13)		REB (D/O)	37 (24/13)	
11		TO	15	

"We just didn't play the kind of defense that we've played for the last five, six games and gave them life ... They deserve a lot of credit." - **DAN MAJERLE**

SATURDAY, FEB. 9 | HOME



NEW MEXICO STATE
67

GRAND CANYON
64



PTS		REB	
15	E. Chuha	7	E. Chuha
12	T. Brown	7	T. Queen
11	A. Harris	7	J. McCants
AST		STL	
3	3 tied	2	T. Queen

PTS		REB	
16	A. Lever	7	T. Drechsel
16	M. Finke	6	A. Lever
15	C. Johnson	5	2 tied
AST		STL	
4	T. Drechsel	3	D. Milstead

26-58	44.8%	FG	22-49	44.9%
9-26	34.6%	3P%	8-23	34.7%
36 (22/14)		REB (D/O)	28 (21/7)	
12		TO	11	

"We played well enough to win. They played good. We played good. It came down to rebounding." - **DAN MAJERLE**

OUTLOOK


REVIEW

MEET THE LOPES

THIS IS GCU


HISTORY

THURSDAY, FEB. 14 | AWAY

GCU		GRAND CANYON		75		KANSAS CITY		87					
PTS		REB		PTS		REB		PTS		REB			
36	M. Finke	10	O. Frayer	19	R. Whitfield	5	B. Suggs	24	M. Finke	8	T. Finke		
20	A. Lever	9	M. Finke	16	B. McKissic	4	B. McKissic	19	C. Johnson	7	A. Lever		
8	C. Johnson	8	C. Johnson	15	X. Bishop	4	R. Whitfield	16	A. Lever	6	2 tied		
AST		STL		AST		STL		AST		STL			
5	M. Finke	1	2 tied	5	B. McKissic	1	3 tied	6	D. Milstead	4	D. Milstead	5	2 tied
31-70 44.3%		FG		26-61 42.6%		FG		35-64 54.7%		FG			
6-26 23.1%		3P%		12-31 38.7%		3P%		13-26 50.0%		3P%			
46 (28/18)		REB (D/O)		30 (23/7)		REB (D/O)		41 (29/12)		REB (D/O)			
12		TO		4		TO		11		TO			

"Every one of them is the nicest kid in the world. They work hard in practice. I can't tell you why they didn't show up here." - **DAN MAJERLE**

SATURDAY, FEB. 16 | AWAY

GCU		GRAND CANYON		90		CHICAGO STATE		59			
PTS		REB		PTS		REB		PTS		REB	
24	M. Finke	8	T. Finke	16	R. Shaw	5	A. Harris	14	A. Harris	4	R. Shaw
19	C. Johnson	7	A. Lever	14	A. Harris	4	R. Shaw	8	2 tied	4	K. Odiase
16	A. Lever	6	2 tied	8	2 tied	4	K. Odiase	5	2 tied	2	2 tied
AST		STL		AST		STL		AST		STL	
6	D. Milstead	4	D. Milstead	5	2 tied	2	2 tied	5	2 tied	2	2 tied
35-64 54.7%		FG		24-56 42.9%		FG		35-64 54.7%		FG	
13-26 50.0%		3P%		5-17 29.4%		3P%		13-26 50.0%		3P%	
41 (29/12)		REB (D/O)		28 (22/6)		REB (D/O)		41 (29/12)		REB (D/O)	
11		TO		14		TO		11		TO	

"That's all I've been wanting for three years, just to be in front of my family and let them see I can play. It's surreal." - **CARLOS JOHNSON**

THURSDAY, FEB. 21 | HOME

CBU		CALIFORNIA BAPTIST		58		GRAND CANYON		91		GCU	
PTS		REB		PTS		REB		PTS		REB	
15	J. Heading	12	D. Davis	18	O. Frayer	7	T. Drechsel	13	Z. Parker	6	I. Murphy
14	D. Davis	5	M. Acquah	18	D. Milstead	7	O. Frayer	11	D. Pullum	4	Z. Parker
8	Z. Pirog	4	2 tied	16	C. Johnson	5	2 tied	9	I. Murphy	4	N. Brown
AST		STL		AST		STL		AST		STL	
3	M. Acquah	1	3 tied	7	D. Milstead	3	T. Drechsel	3	M. Coleman	2	N. Brown
23-62 37.1%		FG		30-59 50.8%		FG		22-55 40.0%		FG	
5-26 19.2%		3P%		13-29 44.8%		3P%		6-24 25.0%		3P%	
34 (24/10)		REB (D/O)		37 (30/7)		REB (D/O)		29 (23/6)		REB (D/O)	
17		TO		10		TO		19		TO	


"It was time to lock in and time to focus up and get back to our principles and why we play for GCU." - **OSCAR FRAYER**

WEDNESDAY, FEB. 27 | HOME

E		EASTERN NEW MEXICO		64		GRAND CANYON		95		GCU	
PTS		REB		PTS		REB		PTS		REB	
38	M. Finke	8	M. Finke	18	O. Frayer	7	T. Drechsel	38	M. Finke	8	M. Finke
25	C. Johnson	8	T. Drechsel	18	D. Milstead	7	O. Frayer	25	C. Johnson	8	T. Drechsel
13	A. Lever	6	A. Lever	16	C. Johnson	5	2 tied	13	A. Lever	6	A. Lever
AST		STL		AST		STL		AST		STL	
8	D. Milstead	2	3 tied	7	D. Milstead	3	T. Drechsel	8	D. Milstead	2	3 tied
38-69 55.1%		FG		30-59 50.8%		FG		22-55 40.0%		FG	
7-21 33.3%		3P%		13-29 44.8%		3P%		6-24 25.0%		3P%	
36 (27/9)		REB (D/O)		37 (30/7)		REB (D/O)		29 (23/6)		REB (D/O)	
12		TO		10		TO		19		TO	


"The past few games, God has really put it on my heart that this is it. Go out here and do everything you can. Leave it all out there." - **MICHAEL FINKE**

SATURDAY, MARCH 2 | HOME

		CSU BAKERSFIELD		69		GRAND CANYON		73		GCU	
PTS		REB		PTS		REB		PTS		REB	
29	J. Joiner	10	J. Suber	26	M. Finke	10	M. Finke	15	D. Milstead	9	T. Drechsel
12	D. Durham	7	G. Lee	19	C. Johnson	6	T. Drechsel	15	C. Johnson	7	O. Frayer
11	J. Elder-Davis	5	J. Elder-Davis	12	T. Drechsel	4	2 tied	15	A. Lever	5	M. Finke
AST		STL		AST		STL		AST		STL	
3	J. Elder-Davis	4	4 tied	7	D. Milstead	2	D. Milstead	4	D. Milstead	4	C. Johnson
28-63 44.4%		FG		21-49 42.9%		FG		26-61 42.6%		FG	
7-21 33.3%		3P%		6-20 30.0%		3P%		6-19 31.6%		3P%	
37 (26/11)		REB (D/O)		33 (27/6)		REB (D/O)		30 (23/7)		REB (D/O)	
11		TO		11		TO		15		TO	

"I thought our seniors were unbelievable ... They deserved that win. They played hard and they played well." - **DAN MAJERLE**

THURSDAY, MARCH 7 | AWAY

GCU		GRAND CANYON		70		UTAH VALLEY		82			
PTS		REB		PTS		REB		PTS		REB	
15	D. Milstead	9	T. Drechsel	26	M. Finke	10	M. Finke	19	J. Toolson	8	J. Toolson
15	C. Johnson	7	O. Frayer	19	C. Johnson	6	T. Drechsel	18	C. Toolson	8	R. Harward
15	A. Lever	5	M. Finke	12	T. Drechsel	4	2 tied	14	R. Harward	7	B. Steele
AST		STL		AST		STL		AST		STL	
4	D. Milstead	4	C. Johnson	7	D. Milstead	2	D. Milstead	7	J. Toolson	3	B. Nakwaasah
26-61 42.6%		FG		21-49 42.9%		FG		26-61 42.6%		FG	
6-19 31.6%		3P%		6-20 30.0%		3P%		6-19 31.6%		3P%	
30 (23/7)		REB (D/O)		33 (27/6)		REB (D/O)		30 (23/7)		REB (D/O)	
15		TO		11		TO		15		TO	

"I'm just disappointed. Hopefully this is a wakeup call. Utah Valley played really well." - **DAN MAJERLE**

OUTLOOK

REVIEW

MEET THE LOPES

THIS IS GCU

HISTORY



SATURDAY, MARCH 9 | AWAY

	GRAND CANYON	76		SEATTLE U	83
--	---------------------	-----------	--	------------------	-----------

PTS		REB		PTS		REB	
22	C. Johnson	12	T. Drechsel	21	M. Means	8	M. Da Campo
15	A. Lever	7	A. Lever	21	T. Brown	7	M. Carter
9	2 tied	7	O. Frayer	13	M. Carter	6	M. Means
AST		STL		AST		STL	
5	D. Milstead	2	C. Johnson	4	T. Brown	3	M. Means
27-68 39.7%		FG		30-70 42.9%			
6-22 27.3%		3P%		4-19 21.1%			
46 (35/11)		REB (D/O)		40 (32/8)			
11		TO		8			

"We worked so hard to claw back ... We've got to be more mentally tough, though. Good teams win close games. That's the biggest thing." - **TREY DRECHSEL**

THURSDAY, MARCH 14 | WAC TOURNAMENT

	SEATTLE U	75		GRAND CANYON	84
--	------------------	-----------	--	---------------------	-----------

PTS		REB		PTS		REB	
23	T. Brown	7	T. Brown	31	C. Johnson	7	C. Johnson
22	M. Means	7	M. Carter	21	M. Finke	7	T. Drechsel
13	D. Jones	7	M. Da Campo	12	A. Lever	6	M. Finke
AST		STL		AST		STL	
2	T. Brown	2	2 tied	1	3 tied	2	D. Milstead
27-62 43.5%		FG		28-59 47.5%			
8-23 34.8%		3P%		11-24 45.8%			
32 (21/11)		REB (D/O)		36 (27/9)			
8		TO		8			

"We've just got to trust in what Coach Majerle is preaching to us ... Play together, play for each other. If we take care of that, we'll be fine." - **MICHAEL FINKE**

FRIDAY, MARCH 15 | WAC TOURNAMENT

	GRAND CANYON	78		UTAH VALLEY	74
--	---------------------	-----------	--	--------------------	-----------

PTS		REB		PTS		REB	
35	C. Johnson	9	C. Johnson	16	C. Toolson	9	R. Harward
10	M. Finke	5	D. Milstead	12	B. Steele	7	C. Toolson
9	A. Lever	5	O. Frayer	12	R. Harward	4	I. White
AST		STL		AST		STL	
4	C. Johnson	2	2 tied	4	2 tied	2	I. White
29-66 43.9%		FG		28-55 50.9%			
10-23 43.5%		3P%		9-27 33.3%			
35 (21/14)		REB (D/O)		33 (26/7)			
11		TO		16			

"I had some great looks. They put me in a position to execute ... Once you're feeling it, the rim just gets bigger." - **CARLOS JOHNSON**

SATURDAY, MARCH 16 | WAC TOURNAMENT

	GRAND CANYON	57		NEW MEXICO STATE	89
--	---------------------	-----------	--	-------------------------	-----------

PTS		REB		PTS		REB	
17	A. Lever	7	T. Drechsel	27	T. Queen	7	I. Aurrecochea
11	D. Milstead	4	D. Milstead	16	I. Aurrecochea	7	J. McCants
9	2 tied	4	C. Johnson	14	C. Henry	6	A. Harris
AST		STL		AST		STL	
5	C. Johnson	3	O. Frayer	9	A. Harris	2	A. Harris
23-60 38.3%		FG		33-65 50.8%			
7-31 22.6%		3P%		17-39 43.6%			
28 (23/5)		REB (D/O)		47 (36/11)			
8		TO		10			

"We had a pretty good start, but we couldn't keep with the rhythm ... We played hard, but we didn't have it today." - **ALESSANDRO LEVER**

WEDNESDAY, MARCH 20 | CBI INVITATIONAL

	GRAND CANYON	63		WEST VIRGINIA	77
--	---------------------	-----------	--	----------------------	-----------

PTS		REB		PTS		REB	
13	O. Frayer	8	A. Lever	24	J. Haley	10	D. Culver
12	D. Milstead	6	T. Drechsel	11	E. Matthews Jr.	6	3 tied
9	M. Finke	4	2 tied	11	L. West	5	3 tied
AST		STL		AST		STL	
3	2 tied	2	O. Frayer	4	2 tied	2	3 tied
25-62 40.3%		FG		29-71 40.8%			
9-29 31.0%		3P%		6-22 27.3%			
36 (29/7)		REB (D/O)		49 (32/17)			
14		TO		11			

"It was a great opportunity for our guys to play in an atmosphere like this. I was happy for them, I just wish they would've played a little better." - **DAN MAJERLE**

OUTLOOK

REVIEW

MEET THE LOPES

THIS IS GCU

HISTORY



	WAC Games						All Games						
	W	L	Pct.	Hm	Rd	Stk	W	L	Pct.	Hm	Rd	Neu	Stk
NM State	15	1	.938	8-0	7-1	W15	30	5	.857	16-1	10-2	4-2	L1
Utah Valley	12	4	.750	7-1	5-3	W7	25	10	.714	14-1	8-8	3-1	L1
Grand Canyon	10	6	.625	6-2	4-5	L2	20	14	.588	12-2	5-8	3-4	L2
UT Rio Grande Valley	9	7	.562	3-5	6-2	L1	20	17	.541	11-9	8-7	1-1	L1
CSU Bakersfield	7	9	.438	4-4	3-5	L5	18	16	.529	9-4	7-10	2-2	L1
California Baptist	7	9	.438	3-5	4-4	L1	16	15	.516	8-7	8-6	0-2	L2
Seattle U	6	10	.375	4-4	2-6	W3	18	15	.545	14-6	4-8	0-1	L2
Kansas City	6	10	.375	5-3	1-7	W1	11	21	.344	8-5	3-14	0-2	L1
Chicago State	0	16	.000	0-8	0-8	L16	3	29	.094	3-8	0-19	0-2	L21

Postseason Tournament Results

Friday, March 29

@at Green Bay 80, CSU Bakersfield 65

Monday, March 25

!at South Florida 66, Utah Valley 57

@Texas Southern 94, at UT Rio Grande Valley 85

@CSU Bakersfield 70, at Southern Utah 67

Tuesday, March 19

!at Utah Valley 92, CSUN 84

Wednesday, March 20

!at West Virginia 77, Grand Canyon 63

@at UT Rio Grande Valley 74, Grambling State 73

@Presbyterian 73, at Seattle U 68

!Loyola Marymount 56, at California Baptist 55

Thursday, March 21

#No. 5 Auburn 78, No. 12 NM State 77

@CSU Bakersfield 66, at Cal State Fullerton 58

Schedule Key

! – College Basketball Invitational

@ – CollegeInsider.com Tournament

– NCAA Tournament First Round, Salt Lake City

WAC Tournament Results

Thursday, March 14

Game 1: No. 1 NM State 86, No. 8 Chicago State 49

Game 2: No. 4 UT Rio Grande Valley 85, No. 5 CSU Bakersfield 70

Game 3: No. 2 Utah Valley 71, No. 7 Kansas City 64

Game 4: No. 3 Grand Canyon 84, No. 6 Seattle U 75

Friday, March 15

Game 5: No. 1 NM State 79, No. 4 UT Rio Grande Valley 72

Game 6: No. 3 Grand Canyon 78, No. 2 Utah Valley 74

Saturday, March 16

Game 7: No. 1 NM State 89, No. 3 Grand Canyon 57



MEET

THE

LOPES

GCU



NUMERICAL ROSTER

NO.	NAME	POS	HT	WT	YR	HOMETOWN	HIGH SCHOOL / PREV.
0	J.J. Rhymes	G	6-4	200	R-Jr.	Phoenix, Ariz.	Shadow Mountain / Hutchinson CC
1	Isiah Brown	G	6-2	180	R-Jr.	Seattle, Wash.	Lakeside / Northwestern
3	Mikey Dixon	G	6-2	165	R-Jr.	New Castle, Del.	Sanford / St. John's
4	Oscar Frayer	F	6-7	195	Sr.	Oakland, Calif.	Moreau Catholic FRAY-er
5	Louis Bangai	C	6-10	230	R-Jr.	Yaounde, Cameroon	Scotland Perf. Inst. / UNLV LOU-ee BUN-guy
10	Jovan Blacksher Jr.	G	5-11	155	Fr.	Oakland, Calif.	Shadow Mountain BLACK-sheer
11	Jaylen Fisher	G	6-2	195	Jr.	Memphis, Tenn.	Bolton / TCU
13	Lorenzo Jenkins	F	6-7	215	Sr.	Naples, Fla.	First Baptist Acad. / Colorado State
15	Raef Gerdes	F	6-7	180	So.	Lee's Summit, Mo.	Summit Christian GERR-diss
23	Carlos Johnson	G	6-4	220	Sr.	Centralia, Ill.	Findlay Prep / Washington
24	Bryce Okpoh	F	6-7	190	Fr.	The Colony, Texas	The Colony OAK-poh
25	Alessandro Lever	C	6-10	225	Jr.	Bolzano, Italy	Grissin Bon Reggio LAY-ver
30	Gabe McGlothlan	F	6-8	220	So.	Gilbert, Ariz.	Basha mc-GLAW-thin
31	Ethan Spry	F	6-6	200	Fr.	Scottsdale, Ariz.	Scottsdale Christian Academy SPRY

Head Coach Dan Majerle | *Central Michigan (1988) | 123-72 | 7th season*
Associate Head Coach Marvin Menzies | *UCLA (1987) | 1st season*
Assistant Coach Isaac Chew | *Avila (1999) | 1st season*
Assistant Coach Chris Crevelone | *Adams State (2007) | 7th season*

Director of Operations Dylan Hidalgo | *Kansas Wesleyan (2016) | 2nd season*
Special Assistant to the Head Coach Johnny Hill | *UT Arlington (2015) | 3rd season*
Video Coordinator Matt Lopez | *Grand Canyon (2018) | 2nd season*
Graduate Assistant Carlon Brown | *Colorado (2012) | 1st season*
Graduate Assistant Matt Nash | *Arizona (2014) | 1st season*
Athletic Trainer Geordie Hackett
Strength & Conditioning Coach Gabe Bourland



J.J. RHYMES

G • 6-4 • 205 • R-Jr.
Phoenix, Ariz.



ISIAH BROWN

G • 6-2 • 175 • R-Jr.
Seattle, Wash.



MIKEY DIXON

G • 6-2 • 170 • R-Jr.
New Castle, Del.



OSCAR FRAYER

F • 6-7 • 190 • Sr.
Oakland, Calif.



LOUIS BANGAI

C • 6-10 • 230 • Jr.
Yaonde, Cameroon



JOVAN BLACKSHER JR.

G • 5-10 • 165 • Fr.
Oakland, Calif.




JAYLEN FISHER

G • 6-2 • 200 • Jr.
Memphis, Tenn.



LORENZO JENKINS

G/F • 6-7 • 210 • Sr.
Naples, Fla.



RAEF GERDES

F • 6-7 • 185 • So.
Lee's Summit, Mo.



CARLOS JOHNSON

G • 6-3 • 215 • Sr.
Centralia, Ill.




BRYCE OKPOH

F • 6-7 • 190 • Fr.
The Colony, Texas



ALESSANDRO LEVER

C • 6-10 • 230 • Jr.
Bolzano, Italy



GABE MCGLOTHLAN

F • 6-7 • 225 • So.
Gilbert, Ariz.



ETHAN SPRY

F • 6-8 • 215 • Fr.
Scottsdale, Ariz.



DAN MAJERLE

Head Coach
7th season



MARVIN MENZIES

Associate Head Coach
1st season



ISAAC CHEW

Assistant Coach
1st season



CHRIS CREVELONE

Assistant Coach
7th season



DYLAN HIDALGO

Director of Operations
2nd season



JOHNNY HILL

Special Assistant to the HC
3rd season



MATT LOPEZ

Video Coordinator
2nd season



CARLTON BROWN

Graduate Assistant
1st season



GEORDIE HACKETT

Athletic Trainer
Director of Sports Medicine



GABE BOURLAND

Strength Coach
Director of Sports Performance

OUTLOOK

REVIEW

MEET THE LOPES

THIS IS GCU

HISTORY



OUTLOOK

REVIEW

MEET THE LOPES

THIS IS GCU

HISTORY



THE MAJERLE FILE

COLLEGE COACHING RECORD

Year	Team / School	Record
2013-14	Grand Canyon	15-15
2014-15	Grand Canyon	17-15
2015-16	Grand Canyon	27-7
2016-17	Grand Canyon	22-9
2017-18	Grand Canyon	22-12
2018-19	Grand Canyon	20-14
2019-20	Grand Canyon	--
		123-72 (.631)

BY THE NUMBERS

21 ALL-CONFERENCE SELECTIONS

123 VICTORIES AT GCU

.631 WIN PERCENTAGE

82 WINS AT GCU ARENA

14 NBA SEASONS

11.4 POINTS PER GAME 955 NBA GAMES

Dan Majerle, a former NBA All-Star and Olympian, is in his seventh year at the helm of GCU men's basketball after taking over the program on March 18, 2013, as the 13th head coach in Lopes history.

It has been quite an impressive run in the Valley for the former Phoenix Suns star, broadcaster and assistant coach. In six years at GCU, Majerle has amassed 123 wins and five postseason berths on the sideline. His teams have posted the 31st-best winning percentage (.684) in Division I over the past four seasons and is one of 29 programs to win 20 or more games in each of those seasons. In each of the past two seasons, the Lopes came within one win of a NCAA tournament berth in their first two years of full Division I postseason eligibility.

Majerle has made his mark with teams that have finished in the top three of the WAC in each of his six seasons. Majerle also has attracted many high-profile opponents during his tenure, including Kentucky, Duke, Arizona, Nevada, Texas, West Virginia and a home-and-home series with Louisville.

Behind Majerle's presence and a rising team, GCU Arena has been among the fullest venues in college basketball in recent years. In 2018-19, GCU led all Division I programs for attendance capacity percentage (102.4) and topped the WAC with 7,170 fans per game. The average attendance has increased every season as a D-I program, including a spike of 3,343 fans for Majerle's first season -- a 325 percent bump from the previous season.

Majerle completed his first year at GCU in 2013-14 by being named a finalist for the Joe B. Hall Award, which is given to the most outstanding first-year Division I head coach. He had guided the team to a 15-15 record in its first year of reclassification to Division I. The Lopes, tabbed to finish eighth in the WAC, used a 10-6 conference mark to claim third place. GCU also received a bid to its first Division I postseason tourney, the CollegeInsider.com Postseason Tournament.

Before starting his tenure at GCU, Majerle spent five seasons (2008-13) as an assistant coach and four years as a broadcast analyst (2002-06) with the Phoenix Suns. "Thunder Dan" is one of the most popular figures in Suns history, having been inducted into the Suns Ring of Honor in 2003 for his eight playing seasons (1988-95, 2001-02) with Phoenix.

Majerle played 14 seasons in the NBA and averaged 11.4 points over 955 career games. He made three All-Star appearances and was named to the 1990-91 and 1992-93 All-Defensive second team. He led the league in 3-pointers made (192) in 1993-94.

Majerle, the 14th selection in the 1988 NBA Draft by the Suns, was runner-up by one vote to the Indiana Pacers' Detlef Schrempf for the NBA Sixth Man Award in 1990-91, when he averaged 13.6 points and 5.4 rebounds. He averaged a career-best 17.3 points during the 1991-92 season, his first All-Star season.

Majerle made his second consecutive trip to the All-Star Game in 1992-93, also a NBA Finals season for Phoenix, and finished tied for the league lead in 3-pointers with 167. He set a Suns record with eight 3-pointers made on Jan. 30, 1993, and did it again in Game 5 of the Western Conference Finals against Seattle.


Following the 1993-94 season, Majerle was named to Dream Team II, the U.S. squad that won gold at the 1994 World Championship in Ontario, Canada. This was Majerle's second time representing his country. Before his NBA rookie season, he was part of the U.S. team that won the bronze medal at the 1988 Olympics in Seoul, South Korea, where he played for coaching great John Thompson. That same year, he was named the Olympic Athlete of the Year.

He was chosen as a starter for his third All-Star Game in 1994-95 after averaging 17.4 points in the first half of the season, becoming the first reserve to be voted as an All-Star starter since fan balloting began in 1975.

Majerle, originally from Traverse City, Mich., played collegiately at Central Michigan, where he averaged more than 20 points in three of his four seasons and was an All-Mid-American Conference selection each year. During his senior season, he averaged 23.7 points and 10.8 rebounds while hitting 52.2 percent from the field. He completed his career at CMU ranked second for career points, steals and field goal percentage.

Since 2003, the Suns have handed out the Dan Majerle Hustle Award to the player who most personifies the hustle and determination displayed by Majerle in his playing career.





“When you think of Dan Majerle, you think of a guy who gave maximum effort in every game, every practice, in everything he did.”

Jerry Colangelo

“Dan’s professionalism, his toughness, his ability to elevate his game at crucial times and make so many clutch shots was amazing.”

Danny Ainge

“He was always about ‘Let’s just go out and win.’ He welcomed me with open arms and that made it cool to play in Phoenix.”

Charles Barkley

“He was always on my side with advice, talking to me every day and just being him... He’s a guy anybody would want on their team.”

Stephon Marbury

“Dan does a great job building this program.”

Mike Kryzyszewski

- ### CAREER HIGHLIGHTS
- 1992 NBA ALL-STAR
 - 1993 NBA ALL-STAR
 - 1995 NBA ALL-STAR
 - 1990-91 ALL-DEFENSIVE TEAM
 - 1992-93 ALL-DEFENSIVE TEAM
 - LED NBA IN 3-POINT MAKES IN BACK-TO-BACK SEASONS (1992-93, 1993-94)

MAJERLE NBA CAREER

1988 1995		PHOENIX SUNS
1995 1996		CLEVELAND CAVALIERS
1996 2001		MIAMI HEAT
2001 2002		PHOENIX SUNS

MAJERLE'S NBA CAREER STATS

Year	Team	G	GS	MP	FG%	3P	3PA	3P%	FT%	ORB	DRB	REB	AST	STL	BLK	TOV	PF	PTS
1988-89	Phoenix Suns	54	5	25.1	0.419	0.5	1.5	0.329	0.614	1.1	2.7	3.9	2.4	1.2	0.3	0.9	2.6	8.6
1989-90	Phoenix Suns	73	23	30.7	0.424	0.3	1.1	0.238	0.762	2	3.9	5.9	2.6	1.4	0.4	1.1	2.4	11.1
1990-91	Phoenix Suns	77	7	29.6	0.484	0.4	1.1	0.349	0.762	2.2	3.2	5.4	2.8	1.4	0.5	1.5	2.1	13.6
1991-92	Phoenix Suns	82	15	34.8	0.478	1.1	2.8	0.382	0.756	1.8	4.1	5.9	3.3	1.6	0.5	1.2	1.9	17.3
1992-93	Phoenix Suns	82	82	39.0	0.464	2.0	5.3	0.381	0.778	1.5	3.2	4.7	3.8	1.7	0.4	1.6	2.2	16.9
1993-94	Phoenix Suns	80	76	40.1	0.418	2.4	6.3	0.382	0.739	1.5	2.9	4.4	3.4	1.6	0.5	1.7	1.9	16.5
1994-95	Phoenix Suns	82	46	37.7	0.425	2.4	6.7	0.363	0.730	1.3	3.3	4.6	4.1	1.2	0.5	1.3	1.9	15.6
1995-96	Cleveland Cavaliers	82	15	28.9	0.405	1.8	5.0	0.353	0.710	0.9	2.9	3.7	2.6	1	0.4	1.1	1.6	10.6
1996-97	Miami Heat	36	26	35.1	0.406	1.9	5.6	0.338	0.678	1.3	3.3	4.5	3.2	1.5	0.4	1.4	2.1	10.8
1997-98	Miami Heat	72	22	26.8	0.419	1.5	4.1	0.376	0.784	0.7	3.1	3.7	2.2	0.9	0.2	0.9	1.9	7.2
1998-99	Miami Heat	48	48	33.8	0.396	1.4	4.2	0.335	0.717	0.4	3.9	4.3	3.1	0.8	0.1	1.1	2.1	7.0
1999-00	Miami Heat	69	69	33.4	0.403	1.6	4.4	0.362	0.812	0.4	4.4	4.8	3	1.3	0.2	0.9	2.3	7.3
2000-01	Miami Heat	53	19	24.6	0.336	1.1	3.4	0.315	0.818	0.4	2.8	3.1	1.7	1	0.3	0.7	1.8	5.0
2001-02	Phoenix Suns	65	1	18.2	0.343	1.2	3.6	0.336	0.590	0.4	2.3	2.7	1.4	0.7	0.2	0.5	1.6	4.6
Career		955	454	31.6	0.431	1.4	4	0.358	0.741	1.2	3.3	4.5	2.9	1.3	0.4	1.2	2	11.4
8 seasons	Phoenix Suns	595	255	32.6	0.443	1.3	3.7	0.364	0.741	1.5	3.2	4.7	3.1	1.4	0.4	1.3	2.1	13.5
5 seasons	Miami Heat	278	184	30.3	0.397	1.5	4.3	0.350	0.762	0.6	3.5	4.1	2.6	1.1	0.2	1.0	2.0	7.3
1 season	Cleveland Cavaliers	82	15	28.9	0.405	1.8	5.0	0.353	0.71	0.9	2.9	3.7	2.6	1.0	0.4	1.1	1.6	10.6



MARVIN MENZIES

ASSOCIATE HEAD COACH

1ST SEASON

UCLA (1987)



OUTLOOK

REVIEW

MEET THE LOPES

THIS IS GCU

HISTORY

Marvin Menzies is in his first season as associate head coach for the 2019-20 season.

A renowned recruiter and keen talent evaluator, Menzies was announced as the program's associate head coach on April 18, 2019. He chose to make Grand Canyon home for his 30th college coaching season and beyond.

Prior to coming to GCU, Menzies won 61 percent of his games over the past 12 seasons as a head coach, leading New Mexico State to four consecutive NCAA tournament bids from 2012 to 2015 and improving UNLV from an 11-win team in 2016-17 to a 20-win team in 2017-18, the Runnin' Rebels' first 20-win season in four years.

Menzies can only help build upon what Majerle has established at GCU, which has won at least 20 games for four consecutive seasons and reached the past two WAC Tournament championship games.

The Los Angeles native is known as a dynamic worldwide recruiter whose teams thrived on both

sides. His 2015-16 New Mexico State team ranked 10th in the nation for scoring defense and his 2017-18 UNLV team ranked 13th in the nation for scoring offense. That Aggies defense kept opponents to 39.2 percent shooting, the lowest clip at NMSU since 1960-61. He also had a top-10 rebounding team nationally in 2017-18 at UNLV.

Menzies led NMSU to a cumulative record of 198-111 (.641) during his 2007-16 tenure, which included five NCAA tournament visits and producing the program's first NBA first-round selection since 1970 in Pascal Siakam.

At UNLV, Menzies took over the job when outsiders described the program being at its low point. His teams went 48-48 over his three seasons, using a top-15 recruiting class in 2017 to raise the Runnin' Rebels' Mountain West Conference finishes from 11th to seventh to fourth. The fourth-place finish in 2018-19 landed four places above preseason predictions, was UNLV's best in eight years and came despite an injury to an all-conference player.

In 2017-18, UNLV earned a Team Academic Excellence Award for the first time in the National Association of Basketball Coaches award's six-year history.

Menzies earned his reputation as a relentless recruiter while assisting big-name head coaches for major programs - two years with Rick Pitino at Louisville, one year with Lon Kruger at UNLV, one year with Henry Bibby at USC to produce a third-ranked recruiting class and four years with Steve Fisher

COLLEGE HEAD COACHING RECORD

Year	Team / School	Record
94-95	Santa Monica (HC)	
07-08	New Mexico State (HC)	21-14
08-09	New Mexico State (HC)	17-15
09-10	New Mexico State (HC)	22-12
10-11	New Mexico State (HC)	16-17
11-12	New Mexico State (HC)	26-10
12-13	New Mexico State (HC)	24-11
13-14	New Mexico State (HC)	26-10
14-15	New Mexico State (HC)	23-11
15-16	New Mexico State (HC)	23-11
16-17	UNLV (HC)	11-21
17-18	UNLV (HC)	20-13
18-19	UNLV (HC)	17-14

246-159 (.607)

at San Diego State. His recruiting helped revive the Aztecs' program for its first NCAA tournament visit in 17 years.


In college circles, Menzies is renowned by being able to recognize and attract talent. He is widely liked in the profession for his outgoing personality and respected for his work ethic.

His collegiate coaching career started at Santa Monica (Calif.) College during the 1990s after he graduated from UCLA in economics with intentions of a career in banking or politics. Menzies was a three-sport athlete, not including basketball, at Hamilton High School, where he began his coaching career as an assistant for eight years.

ROAD TO GCU

1991 1996		SANTA MONICA Assistant Coach / Head Coach
1996 1997		SACRAMENTO STATE Assistant Coach
1997 1999		SANTA MONICA Assistant Coach
1999 2003		SAN DIEGO STATE Assistant Coach
2003 2004		USC Assistant Coach
2004 2005		UNLV Assistant Coach
2005 2007		LOUISVILLE Assistant Coach
2007 2016		NEW MEXICO STATE Head Coach
2016 2019		UNLV Head Coach





ISAAC CHEW

ASSISTANT COACH
1ST SEASON
AVILA (1999)



Isaac Chew is in his first season as an assistant coach on the Grand Canyon men's basketball staff for 2019-20.

With the addition of Chew in April 2019, head coach Dan Majerle added extensive Division I coaching experience with multiple nationally-ranked recruiting classes to his staff.

Chew will be in his 13th year on a Division I bench in 2019-20, starting with Murray State (2007-11) before he moved on to Missouri (2011-12), Marquette (2012-14), Virginia Tech (2014-16) and Texas A&M (2016-19).

Chew has been identified as an elite coach nationally, being invited to exclusive events including Nike Villa 7, Next Chair and TopConnect.

Chew was on the staff of four consecutive conference championship teams from 2010 to 2013. Murray State won back-to-back Ohio Valley Conference championships, Missouri won a Big 12 Tournament championship, and Marquette won a Big East Conference title.

Beginning his D-I career at Murray State, Chew and company won a pair of league titles highlighted by a 31-win team in 2009-10. Overall, the Racers posted a 91-39 record and 57-17 conference record in his four seasons with the program. Murray State guard Isaiah Canaan developed into a 2013 NBA Draft pick, and, through the 2018-19 NBA season, is now a veteran of six NBA seasons.

Chew coached the 2011-12 season at Missouri and helped lead the Tigers to a 30-5 record, a Big 12

Tournament title and a trip to the NCAA tournament. He was on a staff that helped develop Phil Pressey (three NBA seasons), Marcus Denmon (2012 NBA Draft pick) and Kim English (2012 NBA Draft).

Spending two seasons at Marquette, Chew was on a staff that helped lead the Golden Eagles to a 2012-13 Big East Regular Season Co-Championship and a trip to the Elite Eight. As a No. 3 seed, Marquette defeated 14-seed Davidson, 6-seed Butler, and 2-seed Miami. He was part of assembling a top-15 recruiting class nationally in 2013.

He joined the Virginia Tech staff for two seasons beginning in 2014-15. Chew was a part of a turnaround of the Hokies program from back-to-back two-win seasons in ACC play to a 10-8 conference mark and an NIT bid in 2015-16. Chew recruited and signed Justin Robinson who went on to have a successful collegiate career before signing a multi-year contract with the Washington Wizards following the 2019 NBA Draft.

Chew spent three years on the Texas A&M coaching staff. While in College Station, he helped develop Robert Williams into a first-round pick of the Boston Celtics in the 2018 NBA Draft. The Aggies advanced to the Sweet 16 in 2016 after wins over Green Bay and Northern Iowa.

The Chicago native played basketball at Iowa Lakes Community College in 1994-95 and 1995-96 before finishing his collegiate playing career at Avila University in Kansas City in 1998-99. He went on to earn a graduate degree in business administration from Baker University.



OUTLOOK

REVIEW

MEET THE LOPES

THIS IS GCU

HISTORY

ROAD TO GCU

2007 2011		MURRAY STATE Assistant Coach
2011 2012		MISSOURI Assistant Coach
2012 2014		MARQUETTE Assistant Coach
2014 2016		VIRGINIA TECH Assistant Coach
2016 2019		TEXAS A&M Assistant Coach



CHRIS CREVELONE

ASSISTANT COACH

7TH SEASON

ADAMS STATE (2007)



OUTLOOK

REVIEW

MEET THE LOPES

THIS IS GCU

HISTORY

Chris Crevelone enters his seventh season as an assistant coach with the Grand Canyon men's basketball program in 2019-20.

In his first five seasons with GCU, Crevelone played an integral part of the program's recruiting efforts. He was the only American collegiate coach to visit Italy to recruit Alessandro Lever, who became WAC Freshman of the Year and was named to the All-WAC first team for the Lopes in 2017-18.

Additionally, Crevelone assisted a staff that led the Lopes to a 103-58 record through their first five seasons in Division I. GCU has finished in the top three of the WAC for every Division I season, including a second-place finish and run to the WAC Tournament championship game in 2018.

Prior to GCU, Crevelone served four seasons on the men's basketball staff at Texas. In his final two seasons, he oversaw all video operations for the men's basketball program. Crevelone also served as a graduate assistant and assistant video coordinator during his first two years with Texas, where he also organized operations for the Longhorns' basketball summer camp program for three years.

In his role as video coordinator, Crevelone assisted head coach Rick Barnes with opponent scouting reports and video edits and was responsible for team video self-analysis and breakdown. Crevelone also oversaw the film exchange process and assisted in underclassmen recruiting and on-campus recruiting visits. He played a vital role in organizing the Texas Basketball Coaches Clinic in both 2010 and 2011, where guest speakers included Kevin McHale, Kelvin Sampson, Jeff Van Gundy and John Lucas II.

During his four years in Austin, the Longhorns advanced to three NCAA tournaments and posted an 88-50 (.638) overall record. Texas registered a 28-8 record and advanced to the NCAA third round

in 2010-11. The Longhorns climbed to the top of each national poll (Associated Press and ESPN/USA Today Coaches) on Jan. 11, 2010, marking the first time in program history that the Longhorns had been the top-ranked team in the nation in either poll. Texas held the top spot in both polls for a two-week stretch.

Crevelone worked with six NBA Draft picks during his four Longhorns seasons, including five first-round selections and one lottery pick. Three Longhorns heard their names called in the first round of the 2011 NBA Draft for the first time in school history. Tristan Thompson was selected with the No. 4 pick by the Cleveland Cavaliers. Jordan Hamilton was taken with the No. 26 pick by the Dallas Mavericks, and his rights were later traded to the Denver Nuggets. Cory Joseph was taken with the No. 29 pick by the San Antonio Spurs.

The 2011 Draft marked the second straight year and third time in school history that the Horns had three players selected in the same draft. Texas also had three players selected during the 2010 NBA Draft. Avery Bradley was selected with the No. 19 pick by the Boston Celtics. Damion James was taken with the No. 24 pick by the Atlanta Hawks, and his rights were later traded to the New Jersey Nets. Dexter Pittman was chosen with the No. 32 pick by the Miami Heat.

Before joining Texas, Crevelone served as assistant coach at St. Edward's University in Austin for 2008-09. In that role, he served as the team's academic coordinator, handled opponent scouting, was involved in recruiting and assisted in all phases of player development.

Crevelone also served one-year stints as the head freshman/assistant varsity basketball coach at Ironwood Ridge High School in Tucson, Ariz. (2007-08), the head freshman/assistant varsity basketball coach at Alamosa (Colo.) High School (2006-07) and the head junior varsity/assistant varsity basketball coach at Sangre de Cristo High School in Mosca, Colo. (2005-06). The varsity team at Ironwood Ridge captured the 2008 5A Division II state championship.

He served as a camp director or coach at the Lute Olson Basketball Camps in Tucson (2002-07) and as a camp coach at the Sean Miller Basketball Camps in Tucson (2009) and Luke Walton and Richard Jefferson NBA Basketball Camps in San Diego (2004-09).

Crevelone, a Tucson native, played basketball and golf at Green Mountain College in Poultney, Vermont, for two seasons before playing basketball for Adams State. He finished his English/Communications degree at Adams State in 2007. Crevelone earned his master's in physical education from Texas.



ROAD TO GCU

2008
2009



ST. EDWARD'S
Assistant Coach

2009
2011



TEXAS
Graduate Assistant

2011
2013



TEXAS
Video Coordinator



DYLAN HIDALGO

DIRECTOR OF BASKETBALL OPERATIONS

2ND SEASON

KANSAS WESLEYAN (2016)

Dylan Hidalgo is in his first season as the Director of Basketball Operations for 2019-20 and his second season on the staff after one year as a graduate assistant.

In his role, Hidalgo oversees the day-to-day operations of the men's basketball program including scheduling, travel, budgeting and camps.

Hidalgo spent the 2018-19 season as a graduate assistant coach, aiding the coaching staff in player development and game and practice preparation.

He is pursuing his Masters of Science in Leadership through the Colangelo College of Business.

Prior to arriving at GCU, Hidalgo spent two seasons as the assistant coach at Pima Community College in Tucson, Ariz. While there, he compiled a 53-18 record, won two Arizona Community College Athletic Conference Tournament championships and appeared in back-to-back NJCAA Division II National Tournaments including a national championship

runner-up finish in the 2018-19 season. Hidalgo also played a pivotal role in developing nine all-conference players, two All-Americans and one National Player of the Year.

Hidalgo played his collegiate career at the NAIA level. As a three-year starting point guard for Kansas Wesleyan University, he earned the Kansas Collegiate Athletic Conference Champions of Character Student-Athlete of the Year award in 2014. Hidalgo completed his Bachelors of Arts degree in Exercise Science (emphasis in Personal Training) and a minor in Coaching at Kansas Wesleyan in the spring of 2016.

Hidalgo, a native of Tucson, Ariz., graduated from Rincon High School in 2012.



JOHNNY HILL

SPECIAL ASSISTANT TO THE HEAD COACH

3RD SEASON

UT ARLINGTON (2015)

Johnny Hill is in his second year at GCU as special assistant to the head coach after serving as a graduate assistant during the Lopes' 2017-18 season.

Hill reports directly to GCU head coach Dan Majerle and aids the coaching staff in game and practice preparation, along with the formulation of game plans and scouting reports. He is also responsible for preparing student-athletes for personal, academic and athletic success.

Prior to arriving at GCU, Hill spent one season as an assistant coach at Northwestern Ohio in Lima, Ohio. While there, he helped the team improve from 12 wins in the prior season to 18 in 2016-17. Hill also played a pivotal role in developing guards Lawrence Jackson, Sadeeq Bello, and Nate Bradley toward postseason individual accolades.

Although Hill is new to the coaching ranks, he is no stranger to the game of basketball. In his collegiate career, Hill played and learned from a multitude of coaches while playing at Purdue, Texas-Arlington and Illinois State.

At Purdue in 2015-16, Hill appeared in all 35 games with 11 starts, averaging 5.1 points, 2.6 rebounds and 2.3 assists per game. He shot 53.7 percent from the field and a team-best 83.1 percent from the free throw line, while also leading the Boilermakers in steals with 35.

In 2014-15 at Texas-Arlington, Hill appeared in 21 games with 15 starts as a junior, averaging 10.1 points, 4.3 rebounds and 3.6 assists for the Mavericks. While at Illinois State in his sophomore campaign, Hill was named to the Missouri Valley

Conference's Most Improved Team after averaging 7.7 points, 3.9 rebounds and 3.1 assists.

Hill, a native of Chicago, earned a master's degree from Purdue in Leadership and Technology Innovation in 15 months and his bachelor's degree from Texas-Arlington in Interdisciplinary Studies with an emphasis in Communications.





MATT LOPEZ

VIDEO COORDINATOR

2ND SEASON

GRAND CANYON (2018)

Matt Lopez enters his second year with the Grand Canyon men's basketball program full time as the video coordinator. He served additionally in the 2017-18 season while an undergraduate student as a video coordinator.

Lopez, a Phoenix-area native, joined the Lopes staff after spending two years as a student manager for GCU men's basketball.

Lopez's responsibilities include film exchange, breaking down game and practice film and creating player development edits and highlight packages for players and recruits. In addition, Lopez assists the Lopes coaching staff with summer basketball camps, while also aiding coaches with game and practice preparation and the formulation of game plans and scouting reports.

Prior to GCU, Lopez was the video coordinator at Glendale Community College under head coach Damin Lopez, a former Pepperdine assistant coach. While Lopez served on the GCC staff, the Gauchos made the NJCAA Region I Division II playoffs and defeated the 2015-16 Division I national champions, Salt Lake Community College, at the Native American Classic.

Lopez earned a bachelor's degree in Marketing with a minor in Sports Management from GCU in the spring of 2018 and is pursuing a master's degree in Business Administration. He is a 2013 graduate of Youngker High School in Buckeye, Arizona, where he was a varsity letterman in basketball.



CARLON BROWN

GRADUATE ASSISTANT

1ST SEASON

COLORADO (2012)

Carlton Brown enters his first season on the Grand Canyon men's basketball staff as a graduate assistant in 2019-20.

Brown brings with him an extensive high-level basketball career, spanning college stops at Utah and Colorado and professional stints in the D-League, Israel and Germany as well as a one-month stretch in training camp with the Golden State Warriors.

The Riverside, California, native officially retired from playing on Feb. 14, 2019.

Starting his collegiate career in Salt Lake City with the Utes, Brown was a two-time All-Mountain West Conference honorable mention selection. He started 63 of the 67 games during his freshman and sophomore seasons with scoring averages increasing from 4.4 to 9.3 to 12.6 points. He racked up a career-best 31 points as a junior at Wyoming on Jan. 27, 2010.

Brown transferred to Colorado, where he played his final season after a redshirt year. Putting together the best season of his career, Brown helped lead the Buffaloes during their first year of membership in the Pac-12 and the program's first NCAA Tournament appearance in nine years. He racked up some major awards; including All-Pac-12 second team, Pac-12 Tournament Most Outstanding Player and Pac-12 All-Tournament team. He again averaged 12.6 points to lead the team on 44.7% shooting. Brown had a windmill dunk in the Pac-12 Tournament rank as No. 4 on SportsCenter. He replicated the notoriety with a breakaway tomahawk dunk in an NCAA Tournament win over UNLV that appeared in the tournament's "One Shining Moment" montage.

Following the conclusion of his college career, Brown signed with the Golden State Warriors and spent one month in the team's training camp. He spent the 2012-13 season with the NBA D-League's Santa Cruz Warriors and Idaho Stampede, compiling a season

that earned him third-team D-League rookie honors.

Brown spent the 2013-14 season playing abroad with Israeli team Hapoel Tel Aviv, where he led the league in scoring with 19.6 points per game.

He moved to Germany for the 2014-15 and 2015-16 seasons. The first year, he played four games for Brose Baskets before his season was cut short due to injury. In the following year, he signed with ratiopharm Ulm and averaged 6.5 points in eight games.

Brown graduated from Colorado with a sociology degree in 2012.





#0 J.J. RHYMES

GUARD R-JR. 6-4 205 PHOENIX, ARIZ. HUTCHINSON CC

GRAND CANYON

2019-20 | Redshirt junior

- Set to make GCU debut.

2018-19 | Redshirt

- Redshirted season.

HUTCHINSON CC *Hutchinson, Kan.*

2017-18 | Sophomore

- Finished as the storied Hutchinson program's No. 7 all-time scorer with 1,295 points over two seasons.
- Earned first-team NJCAA and NABC All-America honors, along with being named the Jayhawk Conference and Region 6 Player of the Year.
- Was the Blue Dragons' leading scorer at 19.6 points per game. Played 36 games, including 35 starts while averaging 34.0 minutes. Shot 46.9 percent from the field.
- Scored a career-high 41 points, half of the team's points, in an 82-81 win over Butler on Dec. 6, 2017. Had 32 second-half points, including a game-winning 3-pointer at the buzzer.
- Scored 30 or more points on six occasions.

2016-17 | Freshman

- Helped the 35-2 Blue Dragons to an NJCAA Division I national championship.
- Started all 26 games and averaged 15.7 points on 47.3 percent shooting.
- Was the team's third-leading scorer.

HIGH SCHOOL

Shadow Mountain High School | Phoenix, Ariz.

- Helped state championship teams as a sophomore in 2014 and senior in 2016, the latter under head coach Mike Bibby. Played alongside Bibby's son, Michael.
- Matadors posted a 103-22 record (.824) during his four-year varsity career.
- Averaged 17.0 points for his career with a 21.2 average as a junior in 2014-15.
- Was a two-year Shadow Mountain teammate of fellow Lopes player Carlos Johnson. The two also teamed for five seasons of club basketball.
- Also played football for the Matadors.

PERSONAL

- Parents are Jeffrey Rhymes and Lakisha Thomas.
- Favorite NBA team is the Houston Rockets.



@EZjay11



@__ezjay

CAREER HIGHS PREVIOUS SCHOOL

POINTS	REB.	ASSISTS	3-PT M
41	12	9	5
at Butler Dec. 6, 2017	at Butler Feb. 11, 2017	vs. Seward County Jan. 17, 2018	at Barton Dec. 10, 2016
FT M	STEALS	BLOCKS	MINUTES
12	4	2	43
2 times, last: vs. Cloud County March 1, 2018	at Cloud County Nov. 15, 2017	2 times, last: at Seward County Nov. 11, 2017	at Cloud County Nov. 15, 2017

HOMETOWN



- The fifth-largest city in the United States with a 2017 estimated population of 1,626,078 people.
- GCU is the only Division I school in the city. Arizona State is also in the Phoenix metro area (Tempe).
- The average high temperature during the five months of the college basketball season is 71.3 degrees.

HIGH SCHOOL

Shadow Mountain Matadors

- Dominant boys basketball program has claimed seven state titles including five of the last six.
- Alumni include Mike Bibby (NBA), Curt Schilling (MLB), and Misty Hyman (gold medalist Olympic swimmer).

(SHADING DENOTES PREVIOUS SCHOOL)

CAREER STATS

Year	GP	GS	MIN	MPG	TOTALS			3-POINT			FREE THROWS			REBOUNDING				PF	AST	APG	TO	BLK	STL	PTS	PPG
					FG	FGA	PCT	FG	FGA	PCT	FT	FTA	PCT	OFF	DEF	TOT	AVG								
2016-17 (Fr.)	37	37	1,121	30.3	199	417	47.7	20	75	26.7	173	248	69.8	70	100	170	4.6	70	98	2.6	71	9	22	591	16.0
2017-18 (So.)	36	35	1,225	34.0	245	522	46.9	19	64	29.7	197	271	72.7	55	85	140	3.9	63	108	3.0	94	11	36	706	19.6
Total	73	72	2,346	32.1	444	939	47.3	39	139	28.1	370	519	71.3	125	185	310	4.2	133	206	2.8	165	20	58	1,297	17.8



#1

ISIAH BROWN

GUARD

R-JR.

6-2

180

SEATTLE, WASH.

NORTHWESTERN

GRAND CANYON

2019-20 | Redshirt junior

- Set to make GCU debut.

2018-19 | Redshirt

- Redshirted season after transferring from Northwestern.

NORTHWESTERN

Evanston, Ill.

2017-18 | Sophomore

- Saw action in 25 games off the bench. Averaged 10.8 minutes and 3.9 points.
- Hit a go-ahead basket with 1:30 left in overtime and sealed the win with a pair of free throws over Michael Finke's Illinois team on Dec. 1, 2017.
- Got a first-hand look at WAC member Chicago State on Dec. 11, 2017, posting seven points and three assists in a win.

2016-17 | Freshman

- Was the Wildcats' fifth-leading scorer and top freshman scorer at 6.9 points per game. Appeared in 35 of the team's 36 games and averaged 14.8 minutes.
- Part of a squad that led Northwestern to its first NCAA Tournament appearance in the program's 112-year history.
- Scored in double figures in three of his first four collegiate games (11 in season opener vs. Mississippi Valley State, 11 in win vs. Eastern Washington, 10 points in win vs. No. 22 Texas).
- Tallied a season-high 19 points off the bench against No. 23 Maryland on Feb. 15, 2017.

HIGH SCHOOL

Lakeside School | Seattle, Wash.

- Was named Gatorade Player of the Year as a senior in 2015-16 as the top boys basketball player in Washington. Led the state with 33.8 points per game to go along with 6.0 rebounds while shooting 44.7 percent.
- Earned numerous accolades as a senior, including the News Tribune state Player of the Year, Associated Press Class 3A Player of the Year and Washington Interscholastic Basketball Coaches Association Class 3A Player of the Year.
- All-time leading scorer in Metro League history, posting 2,372 points.
- As a junior in 2014-15, was a Class 3A Associated Press first-team all-state selection. Averaged 28.3 points, setting the school single-season scoring record with 867 points. Scored at least 30 points in 13 games.
- Had an impressive postseason run as a junior, when he helped lead the Lions to a 3A fourth-place state finish. Set 3A tournament record with 27 field goals and tied another with 78 points over a three-day span, earning all-tournament honors.
- Scored 53 points in a game as a sophomore and 50 as a senior.
- Helped Lakeside to a state runner-up finish as a freshman, when he was named Metro League Freshman of the Year and Seattle Times all-freshman team pick.
- Attended same high school at Microsoft co-founders Bill Gates and Paul Allen.

PERSONAL

- Parents are Gerald and Yolanda Brown.
- Born in Anchorage, Alaska. Family moved to Seattle after his seventh-grade year to help him pursue basketball.
- Father, Gerald, played college basketball at Alaska-Anchorage 1978-85 and played professionally in Germany.
- Father, Gerald, coached Trajan Langdon and Mario Chalmers in Alaska. Isiah calls them "like family" and says he "grew up idolizing them."
- Major is Arts and Digital Film.



@oJigHeem

@topboyzay

CAREER HIGHS PREVIOUS SCHOOL

POINTS	REB.	ASSISTS	3-PT M
19	4	6	3
vs. Maryland Feb. 15, 2017	4 times, last: vs. Brown Dec. 30, 2017	vs. Lewis Dec. 19, 2017	vs. IUPUI Dec. 20, 2016
FT M	STEALS	BLOCKS	MINUTES
7	2	2	34
vs. IUPUI Dec. 20, 2016	5 times, last: vs. Sacred Heart Nov. 24, 2017	vs. Dayton Dec. 17, 2016	at Purdue Feb. 1, 2017

HOMETOWN



- Largest city in the state of Washington.
- Population of 744,955.
- Home of the Seattle Seahawks, Seattle Mariners, Seattle Storm, Seattle Sounders and an unnamed NHL team.
- Ranked as one of the nation's fastest-growing cities.
- Starbucks was founded in Seattle in 1971.

HIGH SCHOOL


Lakeside Lions

- Notable alumni include Bill Gates and Paul Allen.
- The boys basketball program has two runner-up finishes in the state championships.
- Two miles from Lake Washington and Puget Sound.

CAREER STATS

(SHADING DENOTES PREVIOUS SCHOOL)

Year	GP	GS	MIN	MPG	TOTALS			3-POINT			FREE THROWS			REBOUNDING				PF	AST	APG	TO	BLK	STL	PTS	PPG
					FG	FGA	PCT	FG	FGA	PCT	FT	FTA	PCT	OFF	DEF	TOT	AVG								
2016-17 (Fr.)	35	2	519	14.8	70	211	.332	19	67	.284	63	82	.768	10	32	42	1.2	58	41	1.2	39	7	19	222	6.3
2017-18 (So.)	25	0	270	10.8	32	81	.395	7	26	.269	27	31	.871	5	17	22	0.9	38	30	1.2	25	0	9	98	3.9
Total	60	2	789	13.2	102	292	.349	26	93	.280	90	113	.796	15	49	64	1.1	96	71	1.2	64	7	28	320	5.3



#3 MIKEY DIXON

GUARD R-JR. 6-2 165 NEW CASTLE, DEL. ST. JOHN'S

GRAND CANYON

2019-20 | Redshirt junior

- Set to make GCU debut in December.

ST. JOHN'S

Queens, N.Y.

2018-19 | Redshirt sophomore

- Averaged 5.9 points, 1.3 rebounds, 1.1 assists and only 0.7 turnovers while shooting 46.3 percent from the field and 43.3 percent from 3-point range.
- Scored 13 points against St. Francis on Dec. 19.
- Had an eight-point, four-assist, four-rebound game against Sacred Heart on Dec. 22.
- Saw action in 14 games, including one start for the Red Storm.

2017-18 | Sophomore

- Sat out the season due to NCAA transfer regulations.

QUINNIPIAC

Hamden, Conn.

2016-17 | Freshman

- Metro Atlantic Athletic Conference Rookie of the Year and six-time MAAC Rookie of the Week.
- Played in all 31 games, including 20 starts.
- 12th-highest scoring freshman in Division I, averaging 16.5 points per game, while also recording 3.7 rebounds and 2.3 assists per game.
- Ranked 15th in the MAAC with 60 3-pointers.
- Scored double-figures 26 times, including 10 20-point performances.
- Averaged 18.1 points in conference play, which was the fourth-highest average in the MAAC.
- Scored 13 or more points in 24 of last 26 games and recorded two double-doubles against Fairfield (Feb. 17) and Manhattan (Feb. 19).
- Set Quinnipiac Division I freshman single-game scoring record with 29 points versus Canisius (Jan. 20).
- Had a streak of 34 straight made foul shots, a Quinnipiac Division I record.

HIGH SCHOOL

Sanford School | New Castle, Del.

- Named the 2016 Delaware State Player of the Year as a senior after helping Sanford to a state championship by averaging 27.1 points per game in 2015-16.
- Helped Sanford to a 20-5 record and a No. 1 ranking in the state of Delaware as a junior, while averaging 22 points per game.
- First-team All-Delaware selection.
- Scored 39 points in the 2014-15 regular-season finale against Delcastle.
- Helped the Warriors reach the semifinals of the state tournament by scoring 22 points in a quarterfinal win.

PERSONAL

- Parents are Lawrence and Michelle Dixon.
- Has a brother, Quincy.



@__pointgod3 @__pointgod3

CAREER HIGHS PREVIOUS SCHOOL

POINTS	REB.	ASSISTS	3-PT M
29	12	7	5
vs. Canisius Jan. 20, 2017	at Manhattan Feb. 19, 2017	2 times, last: vs. Manhattan Jan. 7, 2017	2 times, last: at Rider Feb. 11, 2017
FT M	STEALS	BLOCKS	MINUTES
12	3	1	39
vs. Canisius Jan. 20, 2017	vs. Wagner Dec. 16, 2018	3 times, last: vs. UMES Nov. 27, 2018	2 times, last: vs. Fairfield Feb. 17, 2017

HOMETOWN



New Castle, Del.

- A northern Delaware town of 5,529 people.
- The city was founded in 1640.
- Less than one hour south of Philadelphia.
- New Castle sits on the shore of the Delaware River.
- Delaware is the second-smallest state in the U.S. behind Rhode Island.

HIGH SCHOOL

Sanford Warriors

- School was opened in 1930.
- Alumni include six-time NBA All-Star Walter Davis, who played for the Phoenix Suns from 1977-1988.

CAREER STATS

(SHADING DENOTES PREVIOUS SCHOOL)

Year	GP	GS	MIN	MPG	TOTALS			3-POINT			FREE THROWS			REBOUNDING				PF	AST	APG	TO	BLK	STL	PTS	PPG
					FG	FGA	PCT	FG	FGA	PCT	FT	FTA	PCT	OFF	DEF	TOT	AVG								
2016-17 (Fr.)	31	20	924	29.8	171	377	.454	60	162	.370	110	128	.859	35	81	116	3.7	59	72	2.3	68	2	23	512	16.5
2018-19 (R-So.)	14	1	243	17.4	31	67	.463	13	30	.433	7	16	.438	4	14	18	1.3	16	15	1.1	10	1	9	82	5.9
Total	45	21	1,167	25.9	202	444	.455	73	192	.380	117	144	.813	39	95	134	3.0	75	87	1.9	78	3	32	594	13.2



#4 OSCAR FRAYER

FORWARD SR. 6-7 195 OAKLAND, CALIF.

GRAND CANYON

2019-20 | Senior

- Begins the season ranked in the GCU Division I career top five for games (fifth, 97), minutes (fourth, 2,487), points (fifth, 812), rebounds (third, 454), blocked shots (second, 73) and steals (third, 104).
- Needs 26 games to pass Joshua Braun as the GCU career leader in Division I appearances.
- Needs two blocks to pass Keonta Vernon as the GCU D-I career leader.
- Needs 16 steals to pass DeWayne Russell as the GCU D-I career leader.

2018-19 | Junior

- Logged career-high 30 starts.
- Averaged 7.5 points, 4.4 rebounds, 0.9 steals and 0.8 blocks in 25.7 minutes per game with 34 percent 3-point shooting.
- Set career highs for points (18 vs. California Baptist on Feb. 21), rebounds (10 at Kansas City on Feb. 14), steals (three vs. New Mexico State on March 16) and blocks (three at West Virginia on March 20).

2017-18 | Sophomore

- Was the Lopes' fifth-leading scorer at 9.6 points per game. Appeared in 33 games, including 28 starts.
- Became known as GCU's human highlight reel, earning WAC Top Play honors on seven occasions.
- Had a putback dunk at Illinois go viral, being featured on Bleacher Report and SportsCenter.
- Carved out role as GCU's best perimeter defender and was often assigned to the opponent's top scorer. Named to All-WAC Defensive Team.
- Knocked down a career-high four 3-pointers as a part of a 19-point performance against Norfolk State on Nov. 20, 2017.
- Set a new career high with 23 points in a narrow loss at New Mexico State on Feb. 10, 2018.

2016-17 | Freshman

- Appeared in 31 games, including 25 starts. Logged 24.6 minutes per game and averaged 7.9 points and 4.5 rebounds.
- Tallied eight points, five rebounds and two blocks in his GCU debut at Duke on Nov. 12, 2016.
- Scored in double figures for the first time in his second career game with 13 points and seven rebounds against Penn State on Nov. 15, 2016.
- Logged his first career double-double with 12 points and 12 rebounds against Chicago State on Jan. 28, 2017.
- Was the team's second-leading scorer with a season-high 19 points in GCU's home win over San Diego State on Dec. 7, 2016. Connected on two 3-pointers in the final four minutes to give the Lopes a late lead.

HIGH SCHOOL

Moreau Catholic High School | Hayward, Calif.

- Averaged 15.0 points, 9.7 rebounds, 2.5 assists and 1.6 blocks for the 25-5 Mariners as a senior in 2015-16.
- Named to the Contra Costa Times All-East Bay Team, San Francisco Chronicle All-Metro Team and Prep-2Prep All-North Coast Section Team as a senior.

PERSONAL

- Parents are Oscar Frayer and Bionca Sparrow.
- Also considered Oregon State, Nevada and Saint Mary's.

CAREER STATS

Year	GP	GS	MIN	MPG	TOTALS			3-POINT			FREE THROWS			REBOUNDING				PF	AST	APG	TO	BLK	STL	PTS	PPG
					FG	FGA	PCT	FG	FGA	PCT	FT	FTA	PCT	OFF	DEF	TOT	AVG								
2016-17 (Fr.)	31	25	763	24.6	92	232	.397	28	109	.257	34	50	.680	42	97	139	4.5	75	24	0.8	42	24	33	246	7.9
2017-18 (So.)	33	28	873	26.5	121	251	.482	41	112	.366	35	64	.547	56	115	171	5.2	80	41	1.2	48	24	41	318	9.6
2018-19 (Jr.)	33	30	851	25.8	91	214	.425	43	127	.339	23	43	.535	40	104	144	4.4	68	36	1.1	34	25	30	248	7.5
Total	97	83	2,487	25.6	304	697	.436	112	348	.322	92	157	.586	138	316	454	4.7	223	101	1.0	124	73	104	812	8.4



@Oscar_Frayer @oscarfrayer

CAREER HIGHS

POINTS	REB.	ASSISTS	3-PT M
23	15	5	5
at New Mexico St. Feb. 10, 2018	vs. Kansas City March 8, 2018	vs. Utah Valley March 9, 2018	2 times, last: vs. Miss. Valley St. Dec. 23, 2018
FT M	STEALS	BLOCKS	MINUTES
6	4	4	42
vs. Bethesda Jan. 31, 2017	3 times, last: at UTRGV Feb. 8, 2018	2 times, last: vs. William Jessup Jan. 23, 2018	at Chicago St. Jan. 28, 2017

HOMETOWN



- Home to 432,897 people, Oakland is the eighth-largest city in California and No. 45 in the U.S.
- Has a long history of elite basketball talent, including Paul Pierce, Damian Lillard and Gary Payton.
- Known as one of America's most diverse cities, Oakland features 50 distinct neighborhoods.

HIGH SCHOOL

Moreau Catholic Mariners

- Program has two runner-up finishes in the California State Basketball Championships.
- Alumni list includes Darren Lewis, a veteran of 13 MLB seasons.



#5 LOUIS BANGAI

CENTER

R-JR.

6-10

230

YAOUNDE, CAMEROON

UNLV

GRAND CANYON

2019-20 | Redshirt junior

- Set to make his NCAA playing debut with GCU.

UNLV

Las Vegas, Nev.

2018-19 | Junior

- Redshirted the season.

HIGH SCHOOL

Scotland Performance Institute | Scotland, Penn.

- Played for nationally ranked prep program coached by Chris Chaney.

St. Paul High School | Santa Fe Springs, Calif.

- Averaged 26 points, 15 rebounds and 5 blocked shots per game as a junior.
- Averaged 25 points during state playoffs.
- Won conference Player of the Year for the conference champion.
- Rated as a three-star recruit by ESPN.

PERSONAL

- Born in Maroua, Cameroon, to parents Halima and Bangai.
- Has two younger siblings, Florence and Fidele.

**@louis_b_baller**

CAREER HIGHS PREVIOUS SCHOOL

POINTS	REB.	ASSISTS	3-PT M
--	--	--	--
--	--	--	--
FT M	STEALS	BLOCKS	MINUTES
--	--	--	--
--	--	--	--

HOMETOWN



- Yaounde is the capital of Cameroon and, with a population of more than 2.8 million, is the country's second-largest city.
- English and French are official languages.
- NBA players Joel Embiid and Luc Mbah a Moute are both from Yaounde.

CAREER STATS

(SHADING DENOTES PREVIOUS SCHOOL)

Year	GP	GS	MIN	MPG	TOTALS			3-POINT			FREE THROWS			REBOUNDING				PF	AST	APG	TO	BLK	STL	PTS	PPG
					FG	FGA	PCT	FG	FGA	PCT	FT	FTA	PCT	OFF	DEF	TOT	AVG								
2019-20 (R-Jr.)																									
Total																									



#10 JOVAN BLACKSHER JR.

GUARD FR. 5-11 155 OAKLAND, CALIF.

GRAND CANYON

2019-20 | Freshman

- Set for first season with the GCU program.

HIGH SCHOOL

Shadow Mountain High School | Phoenix, Ariz.

- Helped lead the Matadors to a state title in all four years of high school under the guidance of former NBA star Mike Bibby.
- Averaged at least 15 points and four assists in each of his final three seasons. Finished his four-year career averaging 4.1 steals.
- Improved 3-point shooting each season to peak at 43 percent (44 for 103) as a senior.
- Heralded nationally for his floor intelligence and elite defense.
- Joins teammates J.J. Rhymes and Carlos Johnson as former Shadow Mountain players and shared the court with Rhymes as a freshman.
- A four-star recruit, matching the top-rated recruit in program history.

PERSONAL

- Parents are Jovan Blacksher Sr. and Lashaun James.
- Longtime teammate of Jaelen House, son of Eddie House and an Arizona State signee.
- Local talent who stayed in tune with GCU program, attending four of the five Midnight Madness events prior to his college career.

CAREER STATS

Year	GP	GS	MIN	MPG	TOTALS			3-POINT			FREE THROWS			REBOUNDING				PF	AST	APG	TO	BLK	STL	PTS	PPG
					FG	FGA	PCT	FG	FGA	PCT	FT	FTA	PCT	OFF	DEF	TOT	AVG								
2019-20 (Fr.)																									
Total																									



@ytnunahead @nuna_head

CAREER HIGHS

POINTS	REB.	ASSISTS	3-PT M
--	--	--	--
--	--	--	--
FT M	STEALS	BLOCKS	MINUTES
--	--	--	--
--	--	--	--

HOMETOWN



- Home to 432,897 people, Oakland is the eighth-largest city in California and No. 45 in the U.S.
- Has a long history of elite basketball talent, including Paul Pierce, Damian Lillard and Gary Payton.
- Known as one of America's most diverse cities, Oakland features 50 distinct neighborhoods.

HIGH SCHOOL

- **Shadow Mountain Matadors**
- Dominant boys basketball program has claimed seven state titles including five of the last six.
- Alumni include Mike Bibby (NBA), Curt Schilling (MLB), and Misty Hyman (gold medalist Olympic swimmer).



#11 JAYLEN FISHER

GUARD R-JR. 6-2 195 MEMPHIS, TENN. TCU

GRAND CANYON

2019-20 | Redshirt junior

- Joins the GCU program for the 2019-20 season after entering and withdrawing his name from the 2019 NBA Draft.

TCU Fort Worth, Texas

2018-19 | Junior

- Following an injury that sidelined him after nine games played, made decision to transfer. Averaged 12.1 points and 2.7 assists.

2017-18 | Sophomore

- Played in 17 of 33 games after suffering knee injury.
- Averaged 12.3 points and 5.4 assists.
- Scored career-best 22 points on 9-of-17 shooting and 4-of-9 from 3-point range at Oklahoma on Jan. 13.
- Was named TCU's MVP of the Basketball Hall of Fame Classic after scoring 20 points and dishing out six assists against Nevada on Dec. 8.
- Led the Horned Frogs from the free throw line with an 84.2% clip.

2016-17 | Freshman

- Earned All-Big 12 honorable mention.
- Started in 34 of 35 games, averaging 9.9 points and 4.0 assists.
- Led all Big-12 freshmen in assists and 3-pointers made.
- Made at least one 3-pointer in 18 consecutive games.
- Scored season highs of 18 against Baylor (Feb. 11) and West Virginia (Feb. 25).

HIGH SCHOOL

Bolton High School | Arlington, Tenn.

- Earned a No. 34 overall ranking and No. 8 mark at point guard to be the highest-ranked player to ever sign with TCU.

PERSONAL

- Parents are Donald Fisher and Marchell Mosby.
- Favorite pro team is the Golden State Warriors.
- Captivated national audience for his story of living with albinism.
- Top three athletes to watch include Michael Jordan, Stephen Curry and Kobe Bryant.



@areal_hooper @areal_hooper

CAREER HIGHS PREVIOUS SCHOOL

POINTS	REB.	ASSISTS	3-PT M
22	6	11	5
at Oklahoma Jan. 13, 2018	vs. Cent. Michigan Dec. 30, 2018	vs. Iowa State Jan. 14, 2017	2 times, last: at USC Dec. 7, 2018
FT M	STEALS	BLOCKS	MINUTES
8	4	1	38
vs. St. Bonaventure Nov. 25, 2017	vs. St. Thomas Nov. 11, 2016	8 times, last: at SMU Dec. 5, 2018	3 times, last: vs. SMU Dec. 5, 2017

HOMETOWN



- At 652,236 people, Memphis is the largest city located along the Mississippi River and 26th largest in U.S.
- Hometown of many current and former NBA players, including Penny Hardaway and Lou Williams.
- Known as the birthplace of blues and rock 'n roll.
- Home to the Memphis Grizzlies since 2001.

HIGH SCHOOL

Bolton Wildcats

- Has a strong boys basketball tradition with six state championships, most recently in 1989.

(SHADING DENOTES PREVIOUS SCHOOL)

CAREER STATS

Year	GP	GS	MIN	MPG	TOTALS			3-POINT			FREE THROWS			REBOUNDING				PF	AST	APG	TO	BLK	STL	PTS	PPG
					FG	FGA	PCT	FG	FGA	PCT	FT	FTA	PCT	OFF	DEF	TOT	AVG								
2016-17 (Fr.)	35	34	1,032	29.5	117	300	.390	54	142	.380	58	77	.753	13	55	68	1.9	72	140	4.0	95	5	36	346	9.9
2017-18 (So.)	17	14	465	27.4	74	147	.503	29	66	.439	32	38	.842	6	20	26	1.5	36	91	5.4	34	1	19	209	12.3
2018-19 (Jr.)	9	8	217	24.1	35	85	.412	30	68	.441	9	10	.900	4	18	22	2.4	23	24	2.7	6	2	9	109	12.1
Total	61	56	1714	28.1	226	532	.425	113	276	.409	99	125	.792	23	93	116	1.9	131	255	4.2	135	8	64	664	10.9



#13 LORENZO JENKINS

FORWARD R-SR. 6-7 215 NAPLES, FLA. COLORADO STATE

GRAND CANYON

2019-20 | Redshirt senior

- Set to make GCU debut as a graduate transfer

COLORADO STATE *Fort Collins, Colo.*

2018-19 | Redshirt junior

- Started the first eight games of the season before opting to leave the team in January and pursue a graduate transfer.
- Averaged 7.1 points and 2.5 rebounds in 11 games of action, including a 17-point/10-rebound double-double against Louisiana on Nov. 19.

2017-18 | Redshirt sophomore

- Played in 31 games with one start, averaging 3.6 points, 2.1 rebounds and 14.0 minutes.
- Shot 40.7% from 3-point range, connecting on 22 of his 54 attempts.

2016-17 | Redshirt

- Redshirted season due to NCAA transfer rules.

ARKANSAS

Fayetteville, Ark.

2015-16 | Freshman

- Saw action in one game for seven minutes, knocking down his lone 3-point attempt and grabbing two rebounds.

HIGH SCHOOL

First Baptist Academy | Naples, Fla.

- Helped lead team to three straight district championships.
- Was named the Florida 3A District 18 Player of the Year as a senior in 2014-15, helping advance the team to the regional final by scoring 23 points in a double overtime game.
- As a senior, averaged 14.3 points and 6.6 rebounds.
- Ended prep career with 1,720 points and 612 rebounds.

PERSONAL

- Parents are Lorenzo and Barbara Jenkins.
- Goes by childhood nickname "Doob."
- Father, Lorenzo, played basketball at Eastern New Mexico.
- Chose GCU for the "great environment, great coaches and people."
- If he wasn't playing basketball, it'd be football.
- Favorite players to watch growing up included Scottie Pippen, Carmelo Anthony and Klay Thompson.



@kingdoob13

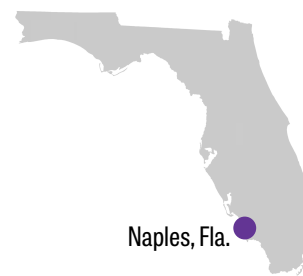


@iidoob

CAREER HIGHS PREVIOUS SCHOOL

POINTS	REB.	ASSISTS	3-PT M
17	10	3	4
vs. Louisiana Nov. 19, 2018	vs. Louisiana Nov. 19, 2018	vs. Louisiana Nov. 19, 2018	2 times, last: vs. Montana St. Nov. 14, 2018
FT M	STEALS	BLOCKS	MINUTES
3	2	1	32
2 times, last: at Utah State Jan. 10, 2018	vs. Montana St. Nov. 14, 2018	7 times, last: vs. Sam Houston St. Dec. 8, 2018	vs. Louisiana Nov. 19, 2018

HOMETOWN



- A city of 22,039 people that lies on Florida's Gulf of Mexico coastline, three hours south of Tampa Bay and two hours east of Miami.
- Naples' pristine, white-sanded beaches have been voted as the best in the U.S. by *Travel Channel*.
- Popular among tourists for proximity to Everglades.

CAREER STATS

(SHADING DENOTES PREVIOUS SCHOOL)

Year	GP	GS	MIN	MPG	TOTALS			3-POINT			FREE THROWS			REBOUNDING				PF	AST	APG	TO	BLK	STL	PTS	PPG
					FG	FGA	PCT	FG	FGA	PCT	FT	FTA	PCT	OFF	DEF	TOT	AVG								
2015-16 (Fr.)	1	0	7	7.0	1	4	.250	1	1	1.000	0	0	.000	0	2	2	2.0	0	1	1.0	0	0	0	3	3.0
2017-18 (R-So.)	31	1	423	13.6	39	97	.402	22	54	.407	11	20	.550	15	49	64	2.1	35	5	0.2	20	3	3	111	3.6
2018-19 (R-Jr.)	11	8	207	18.8	27	70	.386	17	42	.405	7	8	.875	8	20	28	2.5	12	7	0.6	8	4	7	78	7.1
Total	43	9	637	14.8	67	171	.391	40	97	.412	18	28	.643	23	71	94	2.2	47	13	0.3	28	7	10	192	4.5



#15 RAEF GERDES

FORWARD SO. 6-7 180 LEE'S SUMMIT, MO.

GRAND CANYON

2019-20 | Sophomore

- Set for second season as a walk-on with the GCU program.

2018-19 | Freshman

- Became a favorite of the Havocs student section with his late-game entries.
- Scored first career points with a 3-pointer at Chicago State on Feb. 16.
- Made two 3-pointers against California Baptist on Feb. 21.

HIGH SCHOOL

Summit Christian Academy | Lee's Summit, Mo.

- Helped the Eagles to a 67-33 mark during his four-year career.
- Averaged 15.0 points as a senior for the team's second-highest scoring average. Shot 39 percent from 3-point range.
- Earned honors on all-district first team and all-conference second team.
- Cites his top high school memory as winning three consecutive games to claim the Eagle Invitational championship as a senior.
- High school teammate Preston Kliewer plays basketball at MidAmerica Nazarene.
- Shared the court as a senior with his younger brother, Jared. The brothers represented the Eagles' top two rebounders in 2017-18.

PERSONAL

- Parents are Daniel and Karen Gerdes.
- Father, Daniel, played basketball at Wartburg College from 1983 to 1987. Ranks in the program's top 10 for career blocks (65).
- Career goals include becoming a filmmaker for a sports team or company.

CAREER STATS

Year	GP	GS	MIN	MPG	TOTALS			3-POINT			FREE THROWS			REBOUNDING				PF	AST	APG	TO	BLK	STL	PTS	PPG
					FG	FGA	PCT	FG	FGA	PCT	FT	FTA	PCT	OFF	DEF	TOT	AVG								
2018-19 (Fr.)	7	0	19	2.7	3	8	.375	3	7	.429	2	4	.500	0	0	0	0.0	0	2	0.3	0	0	0	11	1.6
Total	7	0	19	2.7	3	8	.375	3	7	.429	2	4	.500	0	0	0	0.0	0	2	0.3	0	0	0	11	1.6



@rglfive



@raefgerdes

CAREER HIGHS

POINTS	REB.	ASSISTS	3-PT M
6	--	1	2
vs. Cal Baptist Feb. 21, 2019	--	2 times, last: vs. Eastern N.M. Feb. 28, 2019	vs. Cal Baptist Feb. 21, 2019
FT M	STEALS	BLOCKS	MINUTES
1	--	--	5
2 times, last: vs. Kansas City Jan. 19, 2019	--	--	vs. Chicago St. Jan. 17, 2019

HOMETOWN



- Lee's Summit sits on the southeast edge of the Kansas City metro area and is home to 98,461 people.
- Sixth-largest city in Missouri.
- Hometown of MLB pitcher Trevor Rosenthal.
- Makes frequent appearances in the top half of the list of "100 Best Cities to Live in the United States."



#23 CARLOS JOHNSON
GUARD SR. 6-4 220 CENTRALIA, ILL. WASHINGTON

GRAND CANYON

2019-20 | Senior

• Ranks as the second-highest returning scorer in the WAC to California Baptist's Milan Acquah.

2018-19 | Junior

- Selected to the National Association of Basketball Coaches All-District 6, All-WAC second team and All-WAC Tournament teams.
- Averaged a team-high 14.3 points in 24.3 minutes per game.
- Posted 31- and 35-point games in the first two WAC Tournament games, becoming one of six Division I players to have 30-point games on successive nights in 2018-19.
- His 35-point game against Utah Valley was the highest WAC Tournament scoring total since Keith Van Horn scored 37 in 1997.
- Started final 11 games.
- Scored at least 20 points in three successive games as a sixth man, becoming one of six players to do it by February last season.
- Improved 3-point shooting from 16 percent (6 for 36) in the first 16 games to 42 percent (26 for 62) in the last 18 games.

WASHINGTON *Seattle, Wash.*

2017-18 | Sophomore

- Appeared in 17 games and averaged 8.5 minutes off the bench for the Huskies.
- Opened season with 10 points on 3-of-3 shooting from the field and a 4-for-4 mark from the free throw line against Belmont on Nov. 10, 2017.
- Again tallied 10 points at rival Washington State with 4-of-6 shooting on Jan. 6, 2018.
- Played 16 total minutes in the final 18 games of the season under first-year head coach Mike Hopkins.

2016-17 | Freshman

- Saw action in all 31 games and averaged 5.9 points and 3.0 rebounds.
- Was Washington's fifth-leading scorer and second among freshmen behind 2017 NBA Draft No. 1 pick Markelle Fultz.
- Scored in double figures on six occasions, including a career-high 19 points against Arizona State on Feb. 16, 2017. Shot 7 for 11 from the field and collected a team-leading 12 rebounds for first career double-double.

HIGH SCHOOL

Findlay Prep | Henderson, Nev.

- Transferred to powerhouse Findlay Prep for his senior season.
- Averaged 14.5 points in 20.5 minutes over 29 games.
- Scored a career-high 43 points on Feb. 29, 2016.

El Cerrito High School | El Cerrito, Calif.

- Played his junior season with the Gauchos.
- Saw action in 29 games and averaged 15.9 points and 8.3 rebounds.

Shadow Mountain High School | Phoenix, Ariz.

- Played his first two years of high school for the Matadors, helping the team to a state championship as a sophomore in 2014.
- Teammates with fellow Lopes player J.J. Rhymes.
- Averaged 11.9 points and 6.3 rebounds in 30 games as a freshman in 2012-13.

PERSONAL

- Parents are Carlos Johnson and Constance Leake.
- GCU was his first college scholarship offer in high school.
- Was club basketball teammates of Oscar Frayer on the Oakland Soldiers.



@Witness_this23

@nogoodloso

CAREER HIGHS

POINTS	REB.	ASSISTS	3-PT M
35	12	5	6
vs. Utah Valley March 15, 2019	vs. Arizona St. Feb. 16, 2017	2 times, last: vs. New Mexico St. March 16, 2019	vs. Utah Valley March 15, 2019
FT M	STEALS	BLOCKS	MINUTES
10	4	2	37
at CSU Bakersfield Feb. 2, 2019	at Utah Valley March 7, 2019	13 times, last: vs. New Mexico St. March 16, 2019	2 times, last: at Seattle U March 9, 2019

HOMETOWN



- A city of 12,368 people, Centralia lies one hour east of St. Louis, Mo.
- Named after the Illinois Central Railroad built in 1853.
- Home to 1970s NBA player Dick Garrett and 1960s Harlem Globetrotters member Bobby Joe Mason.
- Centralia is in four Illinois counties.

HIGH SCHOOL

Findlay Prep Pilots

- Alumni include 17 NBA players such as Avery Bradley, Tristan Thompson, Kelly Oubre Jr., Allonzo Trier, Dillon Brooks and Bol Bol.

(SHADING DENOTES PREVIOUS SCHOOL)

CAREER STATS

Year	GP	GS	MIN	MPG	TOTALS			3-POINT			FREE THROWS			REBOUNDING				PF	AST	APG	TO	BLK	STL	PTS	PPG
					FG	FGA	PCT	FG	FGA	PCT	FT	FTA	PCT	OFF	DEF	TOT	AVG								
2016-17 (Fr.)	31	4	555	17.9	71	175	.406	7	32	.219	33	54	.611	45	47	92	3.0	72	21	0.7	38	7	9	182	5.9
2017-18 (So.)	17	0	144	8.5	25	44	.568	2	6	.333	13	22	.591	6	18	24	1.4	21	3	0.2	12	1	3	65	3.8
2018-19 (Jr.)	34	16	786	23.1	166	339	.490	32	98	.327	121	155	.781	47	91	138	4.1	89	53	1.6	92	5	32	485	14.3
Total	82	20	1,485	18.1	262	558	.470	41	136	.301	167	231	.723	98	156	254	3.1	182	77	0.9	142	13	44	732	8.9



#24 BRYCE OKPOH

FORWARD FR. 6-7 190 THE COLONY, TEXAS

GRAND CANYON

2019-20 | Freshman

- Set for first season with the GCU program.

HIGH SCHOOL

The Colony High School | The Colony, Texas

- Averaged 14.0 points and 7.6 rebounds during his 36-game senior season in 2018-19, leading to his third selection to the all-district first team.
- Was a four-year varsity starter and accumulated 93 victories over his career.
- Scored 1,496 points to rank second in school history.
- Set to attend prep school out of high school before committing to GCU.
- Made immediate impact for school's varsity squad, earning district all-defensive team and newcomer of the year honors as a freshman.

PERSONAL

- Parents are Anthony Okpoh and Esther Jowi-Okpoh.
- Brother, Brent, played basketball at Collin College (Plano, Texas) in 2012-13.
- Chose GCU for "great vibes on campus and the basketball program is an up-and-coming program."
- If he wasn't playing basketball, it'd be football.
- Cites favorite athletes to watch growing up as LeBron James, Kobe Bryant and Deron Williams.

CAREER STATS

Year	GP	GS	MIN	MPG	TOTALS			3-POINT			FREE THROWS			REBOUNDING				PF	AST	APG	TO	BLK	STL	PTS	PPG	
					FG	FGA	PCT	FG	FGA	PCT	FT	FTA	PCT	OFF	DEF	TOT	AVG									
2019-20 (Fr.)																										
Total																										



@BryceOkpoh24



@bzoe24

CAREER HIGHS

POINTS	REB.	ASSISTS	3-PT M
--	--	--	--
--	--	--	--
FT M	STEALS	BLOCKS	MINUTES
--	--	--	--
--	--	--	--

HOMETOWN



- A prominent suburb of Dallas home to 43,402 people.
- In 2003, named *Sports Illustrated* 50th Anniversary 'Sports Town of The United States' for its "involvement in facilitating and enhancing quality sports."
- Has 23 miles of shoreline on a lake, making it a hotbed for recreation and watersports.

HIGH SCHOOL

The Colony Cougars

- School was opened in 1986.
- Notable alumni include former NBA All-Star Deron Williams and former NFL offensive tackle Mike Williams.



#25 ALESSANDRO LEVER

CENTER JR. 6-10 225 BOLZANO, ITALY

GRAND CANYON

2019-20 | Junior

- Ranks sixth among returning scorers in the WAC.

2018-19 | Sophomore

- Improved scoring average from 12.2 as freshman to 12.5 as sophomore.
- Made 35 percent of his 3-point attempts, a 3 percent increase from his freshman season despite attempting 42 more.
- Started second on the team and 13th in the WAC for scoring at 12.5 points per game.
- Recorded successive season highs for points with 26 against Mississippi Valley State on Dec. 22 and 27 against San Diego on Dec. 29.
- Posted a double-double against LaSalle with 17 points and a career-high tying 10 rebounds on Dec. 29.

2017-18 | Freshman

- Was picked as WAC Freshman of the Year and named to the All-WAC first team.
- Led GCU with 12.2 points per game with an uptick to 15.8 during conference play.
- During WAC play, ranked third in the conference in scoring and ninth in rebounds per game (5.4).
- After coming off the bench in the Lopes' first seven games, entered the starting lineup on Dec. 9 and started the final 27 games of the season.
- Set the GCU Division I scoring record for a true freshman with 28 points at Chicago State on Jan. 18, 2018, just one game after Roberts Blumbergs established a new mark.
- Scored 20 or more points in nine games, including four consecutively from Jan. 18 through Jan. 27 in 2018.
- Missed the first nine 3-point attempts of his career, but shot 36.1 percent from distance after Dec. 12, 2018.
- Helped GCU stave off an upset in its first-ever Division I conference tournament game, scoring 29 points to beat Kansas City on March 8, 2018.
- Earned all-tournament team honors at the WAC Tournament.

INTERNATIONAL

- Played on the Italian 18U and 20U National teams.
- Led Italy in scoring at the U20 European Championships in 2018 with 13.9 points per game. One of only two players in the 16-team Division A to average more than 13 points in fewer than 23 minutes.
- Led team to an eighth-place finish by finishing in the tournament's top 15 for points per game (12th, 13.9), free throw percentage (fifth, 81.0), field goal percentage (13th, 48.0) and 3-point percentage (14th, 44.4). He also averaged 5.1 rebounds per game and posted a 27-point game against Sweden during the tournament in Chemnitz, Germany.

PERSONAL

- Parents are Franco Lever and Annalisa Piccoli.
- His father coached his school basketball teams. His mother was a pro basketball player in Italy.
- Favorite player growing up was Kobe Bryant.



@LeverAlessandro

@alessandro_lever

CAREER HIGHS

POINTS	REB.	ASSISTS	3-PT M
30	10	5	4
vs. Seattle U Feb. 22, 2018	4 times, last: vs. La Salle Nov. 25, 2018	vs. UTRGV Feb. 7, 2019	at Chicago St. Feb. 16, 2019
FT M	STEALS	BLOCKS	MINUTES
14	2	2	38
2 times, last: vs. Seattle U Feb. 22, 2018	at Chicago St. Feb. 16, 2019	2 times, last: vs. Utah Valley March 9, 2018	at San Diego Dec. 29, 2018

HOMETOWN



- Bolzano lies in a valley just south of the main Alps surrounded by mountains on three sides.
- 75% of Bolzano's population of 107,436 speaks Italian while the remaining quarter speaks German.
- Rated as the city with the top quality of life in Italy.
- Cultivated with vineyards, fruits and vegetables.

CAREER STATS

Year	GP	GS	MIN	MPG	TOTALS			3-POINT			FREE THROWS			REBOUNDING				PF	AST	APG	TO	BLK	STL	PTS	PPG
					FG	FGA	PCT	FG	FGA	PCT	FT	FTA	PCT	OFF	DEF	TOT	AVG								
2017-18 (Fr.)	34	27	724	21.3	140	309	.453	26	81	.321	108	141	.766	42	107	149	4.4	90	40	1.2	59	14	12	414	12.2
2018-19 (So.)	34	33	846	24.9	153	342	.447	40	113	.354	80	107	.748	42	103	145	4.3	110	47	1.4	57	2	14	426	12.5
Total	68	60	1,570	23.1	293	651	.450	66	194	.340	188	248	.758	84	210	294	4.3	200	87	1.3	116	16	26	840	12.4



#30 GABE MCGLOTHAN

FORWARD **RS** 6-8 220 GILBERT, ARIZ. SE MO. STATE

GRAND CANYON

2019-20 | Redshirt

- Set to redshirt season with Lopes.

SE MISSOURI ST. *Cape Girardeau, Mo.*

2018-19 | Freshman

- Made a late-season surge when he started 11 of the final 12 games. Ended season shooting 55.1 percent (43 for 78) from the field in final nine games.
- Finished 10th in rebounding (7.1 per game) during conference play in the Ohio Valley Conference.
- Had four double-doubles on the season, all coming in the final two months of the season.
- Scored 18 points and pulled down 16 rebounds in first start against SIU Edwardsville on Jan. 24.
- Scored career-high 27 points on an efficient 10-for-14 shooting clip against Tennessee Tech on Feb. 7.

HIGH SCHOOL

Putnam Science Academy | Putnam, Conn.

- Played 42 games for the national prep champion.

Basha High School | Chandler, Ariz.

- Named the Premier Region Player of the Year and an all-state honoree for a Class 6A state championship team that went 30-1 in 2016-17.
- Averaged 14.2 points and 9.4 rebounds in 2016-17 and 11.1 points and 8.2 rebounds in 2015-16.

PERSONAL

- Brother, Aidan, played soccer at GCU from 2014 to 2017.
- Mother, Janelle Danley, works at GCU as an admissions manager.

CAREER STATS

Year	GP	GS	MIN	MPG	TOTALS			3-POINT			FREE THROWS			REBOUNDING				PF	AST	APG	TO	BLK	STL	PTS	PPG
					FG	FGA	PCT	FG	FGA	PCT	FT	FTA	PCT	OFF	DEF	TOT	AVG								
2018-19 (Fr.)	30	10	643	21.4	91	197	.462	20	57	.351	22	37	.595	55	128	183	6.1	96	26	0.9	37	20	20	224	7.5
Total	30	10	643	21.4	91	197	.462	20	57	.351	22	37	.595	55	128	183	6.1	96	26	0.9	37	20	20	224	7.5

(SHADING DENOTES PREVIOUS SCHOOL)



@GabeMcGlothan5



@gabemcglothan5

CAREER HIGHS PREVIOUS SCHOOL

POINTS	REB.	ASSISTS	3-PT M
27	16	3	2
vs. Tennessee Tech Feb. 7, 2019	2 times, last: vs. Tennessee Tech Feb. 7, 2019	2 times, last: vs. Belmont March 2, 2019	4 times, last: vs. Tennessee St. Feb. 28, 2019
FT M	STEALS	BLOCKS	MINUTES
5	3	4	40
vs. Tennessee Tech Feb. 7, 2019	at Belmont Jan. 31, 2019	at Miss. Valley St. Dec. 4, 2018	vs. SIUE Jan. 24, 2019

HOMETOWN



- A Phoenix metro area city southeast of Phoenix.
- Held the distinction of fastest-growing U.S. city for 13 years, growing from 5,717 people in 1980 to an estimated 242,354 in 2017.
- Consistently ranked among the “best” and “safest” cities to live in the United States.

HIGH SCHOOL

Basha Bears

- School opened in 2002.
- Won one state title in boys basketball with McGlothan in 2016-17.



#31 ETHAN SPRY

FORWARD | **FR.** | **6-6** | **200** | **SCOTTSDALE, ARIZ.**

GRAND CANYON

2019-20 | Freshman

- Joins the GCU roster as a preferred walk-on.

HIGH SCHOOL

Scottsdale Christian Academy | Phoenix, Ariz.

- Averaged 17.6 points and 10.4 rebounds with 45 percent 3-point shooting for the Class 2A state championship team.
- Also started for a state championship team as a freshman during a prep career with 1,529 points and 746 rebounds.
- Recorded 22 points, 15 rebounds and six assists with 9-of-14 shooting in the 2A championship game.
- Named 2019 2A Metro Region Player of the Year

PERSONAL

- Played on the Alvin Gentry Elite club, sponsored by the New Orleans Pelicans head coach.
- Considered offers from Army and Dallas Baptist, among others.
- Carried a weighted grade point average of more than 4.0 at Scottsdale Christian.

CAREER STATS

Year	GP	GS	MIN	MPG	TOTALS			3-POINT			FREE THROWS			REBOUNDING				PF	AST	APG	TO	BLK	STL	PTS	PPG
					FG	FGA	PCT	FG	FGA	PCT	FT	FTA	PCT	OFF	DEF	TOT	AVG								
2019-20 (Fr.)																									
Total																									



@espry_31



@espry31

CAREER HIGHS

POINTS	REB.	ASSISTS	3-PT M
--	--	--	--
FT M	STEALS	BLOCKS	MINUTES
--	--	--	--

HOMETOWN



- A prominent suburb northeast of Phoenix with a population of 255,310.
- Known for a bustling tourism industry, Scottsdale has over 70 resorts/hotels and more destination spas per capita than any other U.S. city.
- Home of the Waste Management Phoenix Open.

HIGH SCHOOL

- Scottsdale Christian Eagles**
- School was opened in 1968.
- Has won seven Arizona state championships in boys basketball, including two during Spry's career.



THIS

IS

GCU

GRAND CANYON UNIVERSITY ARE

ARENA INFORMATION

Broke ground	June 25, 2010
Opened	September 1, 2011
Capacity	7,000
Location	On campus

HISTORY

First game	Nov. 5, 2011 vs. Arizona State (exhib.)
Result	L, 69-89
Largest crowd	7,521 - Jan. 11, 2018, vs NM State
Result	W, 70-59
GCU record	112-24 (.830)
Division I	82-22 (.788)
Most wins	18 wins, 2015-16

MISCELLANEOUS

Construction time	15 months
Square feet	135,000
Basketball court type	Portable
Number of pieces	125
Piece dimensions	4' x 8', 125 lbs.
Previous usage	2014 NBA All-Star Weekend
Concession stands	5
Largest video display size	15' x 35'

Grand Canyon University Arena has provided the Lopes a definitive home-court advantage since opening its doors before the 2011-12 basketball season. With a seating capacity of 7,000 and a prime location on campus, the venue is regularly packed to the rafters with students and fans, providing an electric atmosphere ripe for success. Since its opening, the GCU men's team has been dominant in the arena, posting an overall record of 112-24 (.830), including five seasons of at least 15 wins.

GCU Arena hit new levels in 2018-19. With an average crowd of 7,170 fans in the 7,000-seat arena, GCU Arena was the fullest venue in college basketball with a percent capacity of 102.42%.

The Lopes' record playing a regular complement of Division I guests has been impressive as well, as GCU owns a 82-22 mark since 2013-14. The success on the court helped GCU to three postseason tournament appearances in its first three years transitioning to the NCAA's highest level.

An intimidating factor for opponents, the large Havocs student section has proven to be the best in the WAC. The Havocs create an imposing backdrop for visiting teams as they fill the bleachers with energy and enthusiasm. With a push from the Havocs, a packed house is becoming a regular occurrence and has led to an incredible rise in attendance for the men's team in the first eight years since GCU Arena opened.

Home attendance has tripled since the arrival of the arena, with a per-game average of over 7,100 fans coming through the doors in 2018-19. While crowds of over 7,000 used to represent milestones, it has become a common occurrence at GCU Arena as the Lopes rise to Division I prominence. All but two nonconference games were filled above the arena's 7,000-seat capacity in the 2018-19 season.

Student-athletes love the atmosphere while also enjoying first-class amenities. The facilities on the GCU campus are the best in the conference and feature everything student-athletes need to be successful right at their fingertips. The university's GCU 10 in 2 initiative has only cemented its facilities as some of the top mid-major facilities in the country. From an on-site medical facility to the strength and conditioning area and locker room with a players' lounge and study area, the Lopes have all the comforts of home just a short walk from student housing.

The facility originally broke ground in the summer of 2010 and was completed before the start of the 2011-12 basketball season. It is owned and operated by the university.

GCU Arena is the permanent home of the Lopes' men's and women's basketball teams as well as men's and women's volleyball matches.





OUTLOOK

REVIEW

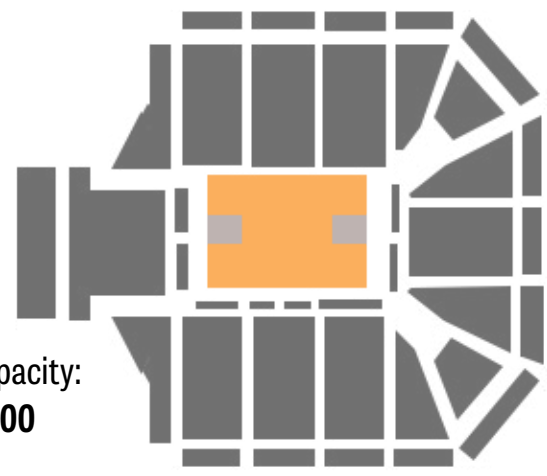
MEET THE LOPES

THIS IS GCU

HISTORY

TOP 10 CROWDS

7,521	Jan. 11, 2018	vs. New Mexico State
7,502	Feb. 25, 2017	vs. Kansas City
7,497	March 3, 2019	vs. CSU Bakersfield
7,495	Feb. 9, 2019	vs. New Mexico State
7,493	Dec. 3, 2016	vs. Louisville
7,479	Feb. 11, 2017	vs. New Mexico State
7,413	Jan. 9, 2016	vs. New Mexico State
7,412	Dec. 30, 2014	vs. Harvard
7,397	Nov. 25, 2017	vs. San Diego
7,394	Nov. 18, 2017	vs. Little Rock



Capacity:
7,000

Phoenix sports icon Jerry Colangelo lends his years of experience and knowledge to Grand Canyon University as an adviser and his name to the university's Colangelo College of Business.

Born in 1939, Jerry Colangelo began his career in sports in the state of Illinois. He played college basketball for the Illinois Fighting Illini from 1960-1962 where he earned All-Big Ten honors twice (1961, 1962) and captained the team as a senior. Colangelo graduated in 1962 with a degree in physical education.

Colangelo began his professional career in sports at the age of 26 when he began working for the newly formed Chicago Bulls in 1966. He worked as a marketing director, head scout for the team, along with an assistant to the president of the Bulls. Colangelo made sports history in 1966 when he helped organize the first shoe deal in professional sports between Converse and the Bulls.

In 1968, Colangelo continued making history by becoming the youngest general manager in professional sports, at age 28, when he made the move to Arizona and helped found the Phoenix Suns. Bringing professional basketball to the Valley of the Sun was the beginning of over 50 years of sports history in Arizona.

The Suns were competitive during the 1970s, reaching the NBA Finals in 1976 and losing to the Boston Celtics in six games. Colangelo earned his first of four NBA Executive of the Year Awards in 1977. Starting in 1978, the Suns made the playoffs eight straight seasons, with Colangelo earning his second Executive of the Year Award in 1982. In 1987, Colangelo bought the Suns for a record \$44 million, and became managing partner of the team.

In Colangelo's second year as managing partner, the Suns made one of the biggest turnarounds in NBA history by nearly doubling their win total (28 to 55) and making the first of 13 consecutive playoff appearances. Colangelo was an essential part of the group that helped build America West Arena (now Talking Stick Resort Arena), bringing the Suns to downtown Phoenix. During those years of success, Colangelo engineered trades for future Hall of Famer Charles Barkely and dynamic point guard Kevin Johnson. The Suns reached their second NBA Finals in 1993, losing to Michael Jordan's Bulls. Colangelo earned his final two Executive of the Year Awards in 1990 and 1994.

While attending a Chicago Cubs game during the NBA season, Colangelo made the decision to bring professional baseball to Phoenix. In 1995, the MLB awarded an expansion team to Arizona and, just three years later, the Arizona Diamondbacks began play in Bank One Ballpark (now Chase Field) with Colangelo serving as managing partner and CEO of the team. Three short years later, the Diamondbacks made history by becoming the youngest MLB franchise to win a World Series. Colangelo celebrated with the team hoisting the Commissioner's Trophy celebrating the first major pro sports championship for the state of Arizona.

In the 1990s, Colangelo brought many other professional sports franchises to Phoenix. In 1992, Colangelo founded the Arizona Rattlers from the Arena Football League. The Phoenix Coyotes (now Arizona Coyotes) were founded in 1996 and began play in Phoenix before moving to Glendale. Colangelo founded the Phoenix Mercury as the WNBA was brought to Phoenix in 1997.

Colangelo also turned around USA Basketball, taking over in 2005. The team hadn't won a major international competition since 2000, so Colangelo rebuilt the program from the ground up. With help from legendary coach Mike

Krzyzewski, the men's national team won three consecutive gold medals in the 2008, 2012 and 2016 Olympics. The men's national team amassed an 88-1 record and seven total medals in the 11 years Colangelo served as managing director.

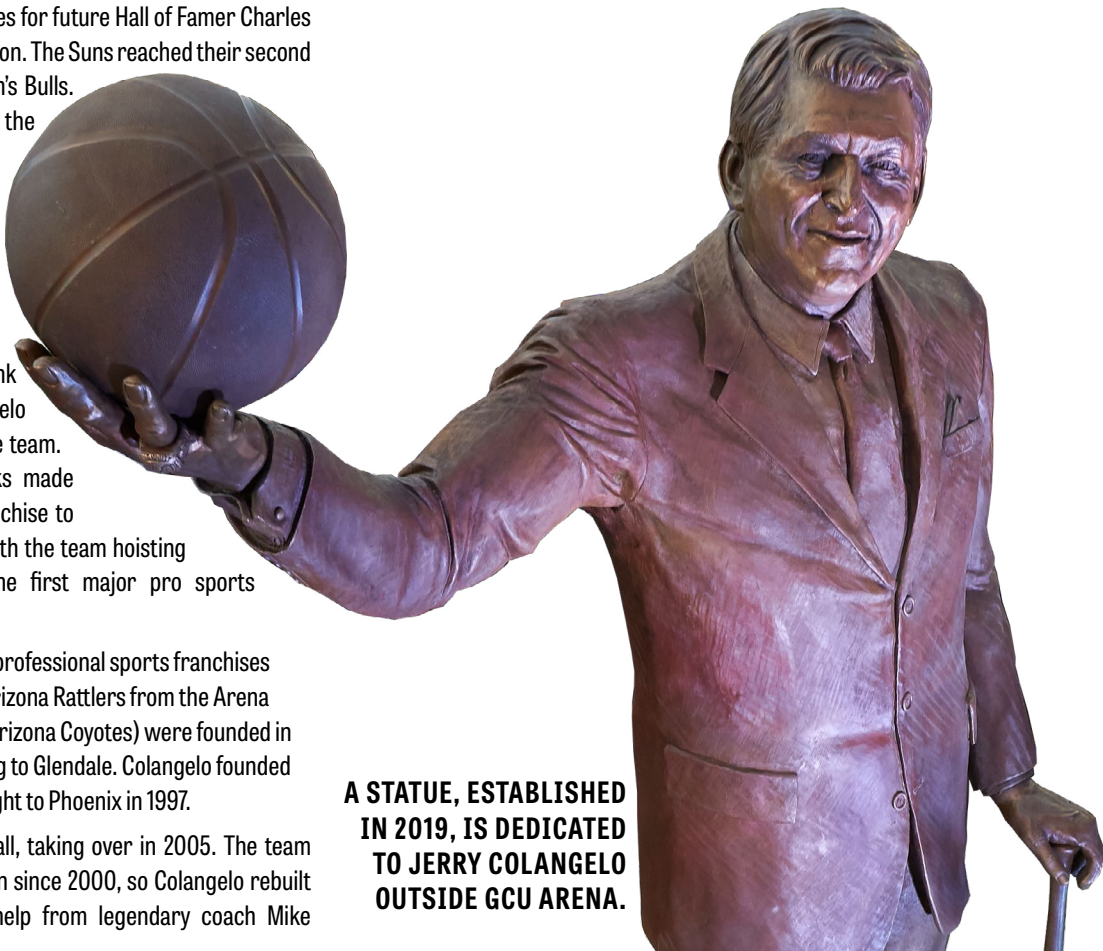
For his lifelong dedication to the sport of basketball, Colangelo was inducted into the Naismith Memorial Basketball Hall of Fame in 2004.

In 2011, Colangelo turned his attention to Grand Canyon University. With his partnership with President Brian Mueller, the Colangelo College of Business was founded. The Colangelo College of Business "challenges and inspires students to be servant leaders with the business skills and values necessary to drive organizational success and positively impact society." With Colangelo's help, GCU now offers one of the most comprehensive sports management, golf management and business schools in the country.

Colangelo's influence has led to partnerships with the Oakland Athletics and Milwaukee Brewers spring training facilities, along with numerous on-campus guest speakers and events focused on sports. Colangelo regularly speaks to classes on campus, striving to make an impact on future leaders in the industry.

A regular attendee at GCU basketball games, Colangelo and Lopes head coach Dan Majerle look to mold the program into a top-25 competitor with regular appearances in the NCAA tournament. Majerle, Colangelo and GCU basketball have garnered national attention for their successful four-year transition period and awe inspiring homecourt atmosphere led by the Havocs.

Colangelo has left an impact on hundreds of people that he has met over his life. He has a message for them, one that still holds true to this day. "At the core of my beliefs is a conviction that every person, in service to their faith, values, and dreams must seize whatever chances arise, to make the most of his or her life." GCU unveiled a statue of Jerry Colangelo adjacent to GCU Arena on Feb. 9, 2019.



A STATUE, ESTABLISHED IN 2019, IS DEDICATED TO JERRY COLANGELO OUTSIDE GCU ARENA.



PHOENIX SPORTS IMPACT

IN THEIR WORDS



FOUNDED 1968



ARIZONA
RATTLERS

FOUNDED 1992



MOVED TO ARIZONA IN 1996



FOUNDED 1997



FOUNDED 1998

“

Mr. Colangelo not only delivers, he over-delivers on everything he does. When you do that for 50 years with integrity and honesty, you see the incredible impact it has had on this community.

GCU President Brian Mueller

“

There is not a better boss in the world. He motivates people, he inspires people, he does things the right way. He's a guy that you want to do your best for to please him. He was a consummate motivator, and you wanted to do everything you could for him because he provided everything that you needed to be successful.

Phoenix Suns Legend Tom Chambers

“

Jerry treats people with respect, and he's an optimistic guy who believes that you can get people to work together and accomplish great things. He cares about doing things for the right reasons, and he's pragmatic about it - you have to be.

Former Phoenix Suns Coach Paul Westphal

“

I have learned the importance of relationships the importance of relationships as well as keeping your priorities: faith, family, friends and community.

CCOB Dean Dr. Randy Gibb

“

GCU is on the rise, Dan Majerle has done a great job, and everything Jerry Colangelo touches turns to gold.

NBA Hall of Famer Chris Mullin



OUTLOOK

REVIEW

MEET THE LOPES

THIS IS GCU

HISTORY



OUTLOOK

REVIEW

MEET THE LOPES

THIS IS GCU

HISTORY



The Havocs are some of the most dedicated and rowdy fans in all of collegiate sports. Over 3,000 students strong, they turn GCU athletic venues into some of the rowdiest and hostile environments in all of college sports. They use their unified group to help the community and volunteer with various non-profits and charitable organizations. Havocs strive to create a spirited community and sense of camaraderie for all students.

Known for their constant energy, support and pride, the Havocs support and encourage all GCU athletic teams, promote school spirit and build Lope pride and tradition - while upholding the four pillars and values of GCU. With positive sportsmanship and respect in mind, Havocs create an energetic environment for our fans and an intimidating atmosphere for opponents.

Tabbed as the "Biggest Party in College Basketball," the Havocs bring the noise and excitement every game with different cheers, choreographed dances, chants that are utilized to give every team a competitive advantage when playing at home at GCU. In August 2018, GCU Arena was ranked 22nd in the country for best college basketball atmospheres, and was quoted as "easily one of the rowdiest fan bases in the entire country" by Bustingbrackets.com.

The Havocs mission is to be the most spirited, energetic and disruptive student section in the country. Havocs strive to create the most unique game day experience in college basketball and a sense of camaraderie for all students.

The Havocs cheer at more than just home events, sending droves of students to rival New Mexico State and to the WAC Tournament in Las Vegas. The support has garnered national attention over the past five years including being featured on ESPN's Scott Van Pelt's SportsCenter show.

The Havocs are more than just a student section, too. The Havocs serve the community through their Havocs with Heart outreach. Havocs with Heart is a program committed to making a difference in the community and connecting members with various non-profit organizations in Phoenix. They believe they

can use GCU sporting events and their wide member base to shed light on local charities and lend a helping hand.

This season, the Havocs selected four charities that serve a wide range of needs, from homelessness to life threatening illnesses. Havocs members use the same energy they have at games to help others who are in need. The Havocs believe it's their responsibility to not only cheer for our athletics and connect with students on campus, but use their position within GCU to help support the surrounding community.





WHAT THEY'RE SAYING

"In college basketball, in my 40-plus years, this was the toughest crowd I've ever faced. Awesome ... you've got something special here. Really special."

- Rick Pitino, former Louisville Head Coach

"GCU created college basketball's rowdiest secret with stunning quickness ... home to possible the best student section in college basketball. Duke has the Cameron Craziess. Kansas has the Phog. GCU has the Havocs."

- Andrew Joseph, USA Today

"This is not a college basketball game. It's a Miami nightclub in the desert."

- Myron Medcalf, ESPN.com

"The Havocs are the biggest party in college basketball."

- SB Nation

"I can't remember a more electric pregame atmosphere."

- Vince Marotta, Arizona Sports 98.7 FM

"Welcome to Grand Canyon University Arena, home to what could very well be college basketball's next elite mid-major."

- Connor Pelton, SB Nation

"Grand Canyon has become one of college basketball's trendiest schools over the past half-decade largely due to the student section, called the Havocs, creating one of the most fun atmospheres in the country."

- Brian Rauf, Fansided



THIS IS GCU | NIKE PARTNERSHIP

OUTLOOK

REVIEW

MEET THE LOPES

THIS IS GCU

HISTORY

Grand Canyon University's rise in NCAA Division I athletics was further entrenched by the announcement of a university-wide deal with apparel and footwear giant, Nike, on May 27, 2015.

GCU head men's basketball coach Dan Majerle noted the cachet associated with Nike products.

"I think it's huge for this university to be a Nike school," Majerle said. "Recruits love Nike shoes, and that's big for us. For us to be with Nike is always big. My closet from head to toe is nothing but Nike, so it would cost me a lot of money to go otherwise."

Phoenix sports icon Jerry Colangelo made the announcement in the press conference on the GCU campus. Colangelo serves as a special consultant to the university's athletic department and is the namesake of the school's business college.

"I think it's huge because when you talk about world brands, they don't get much bigger than Nike," said Colangelo, who helped make the deal possible by leveraging his relationships with the company from his time in the NBA and USA Basketball.

The deal with Nike covers apparel and footwear for coaches, student-athletes and staff of all 21 sports.

"Before Gonzaga was Gonzaga, Nike had a deal with them. Before Butler was Butler, Nike had a deal with them," Nike executive Eric Lautenbach said. "One day I could be referencing Grand Canyon when I

talk about our relationships with schools that set no limits on the championships they pursue."


The Nike deal adds a globally recognized "swoosh" to GCU's purple-clad teams. The contract was characterized as similarly financially to deals the company has made with more established D-I schools in the former Big East Conference.

"Anything Jerry Colangelo has suggested to me has netted out to be a great idea," Lautenbach said, noting their relationship is among the most cherished things he's developed in his career at Nike.

"The recipe has been developed for great success. Our track record is we're going to work with great partners and to be a great partner for them."

"Sure, there's competition in the apparel business and the shoe business," Colangelo said. "But by far, the big guy in that whole space is Nike.

"The Nike brand is incredible. They've earned it; they deserve it. To be associated with them is very significant in the way they're involved with us."



Phoenix sports icon Jerry Colangelo announces the university's partnership with Nike in a press conference on May 27, 2015.

| PRACTICE FACILITY



Adjacent to Grand Canyon University Arena, the GCU Basketball Practice Facility offers GCU men's and women's basketball programs a state-of-the-art, conveniently-located home.

The main floor of the GCU Basketball Practice Facility has one main regulation-sized court with two side practice courts.

The entrance of the facility is home to the Jerry Colangelo Museum which is full of artifacts from Phoenix sports icon Jerry Colangelo. Colangelo has strong ties to GCU and has the College of Business named after himself as well.

On the second level, the facility houses over 10 individual offices for both men's and women's basketball coaching and support staffs. The offices of both head coaches overlook the practice facility with sliding glass doors leading to a balcony that overlooks the court below. All offices in the facility have windows that overlook either the practice floor or the main lobby.

Back on the main floor, both programs have a team room and player's lounge right off the practice facility court.

Capping off the new facility, the complex features team meeting space and a film room, also right off of the practice facility court.

The facility opened for both programs at the conclusion of the 2016-17 basketball season.



OUTLOOK

REVIEW

MEET THE LOPES

THIS IS GCU

HISTORY



OUTLOOK

REVIEW

MEET THE LOPES

THIS IS GCU

HISTORY

TV CREW



GCU announced an agreement with FOX 10 Xtra and Sneaky Big Studios to broadcast all 17 home men's basketball games to more fans than ever, tripling the household reach in the Phoenix metro area to 1.8 million homes. The veteran crew of Barry Buetel, Scott Williams and Kate Longworth return for their fifth season calling all the action. On top of FOX 10 Xtra (Channel 45 / Cable 9), all home games are also broadcast on ESPN3, GCU YouTube, GCULopes.com and Facebook Watch.



BARRY BUETEL

Play-by-Play

Buetel is in his seventh year at GCU, serving as the Executive Director of Broadcast & Sponsorships. He is the voice of all televised GCU athletic events ranging from basketball to baseball and soccer.

Buetel has held numerous broadcasting roles covering various professional teams including the Arizona Diamondbacks, Arizona Coyotes, Arizona Cardinals, Miami Dolphins, Jacksonville Jaguars and Minnesota Wild. His responsibilities have ranged from play-by-play to analysis to host on both the television and radio side of broadcasts.



SCOTT WILLIAMS

Analysis

A three-time NBA champion, 15-year NBA veteran and former NBA assistant coach, Scott Williams is in his sixth season as the analyst for GCU men's basketball games.

A Hacienda Heights, California, native, Williams attended North Carolina and played for legendary Tar Heels head coach Dean Smith.

Undrafted out of college, Williams was signed by the Chicago Bulls and played his first four pro seasons with the team, winning three consecutive NBA titles.

Williams' pro career spanned seven teams, including two seasons with the Phoenix Suns, and 746 games.



KATE LONGWORTH

Sideline Reporter

Longworth enters her fifth season covering all televised GCU athletic events as the sideline reporter. She also serves as an on-field reporter for the Arizona Diamondbacks on FOX Sports Arizona, a role which she has held since the beginning of the 2015 season.

An Emmy Award winner, Longworth covered Bay Area sports from 2008 to 2015 before returning home to Arizona where she graduated from University of Arizona. While in the Bay Area, Longworth worked for Comcast SportsNet, providing coverage of the Oakland Athletics, Oakland Raiders, San Jose Sharks and San Jose Earthquakes.

RADIO CREW



MICHAEL POTTER

Play-by-Play

A 1990 graduate of Grand Canyon University, Potter returns to the microphone for his 11th season calling GCU men's basketball games. Potter is also the voice of GCU baseball.

Potter's time broadcasting Lopes basketball extends back to the 2009-10 season and the final four years of GCU's stay at the Division II level.

"I love to do this," Potter said. "I try to paint the picture and let the listener fill in the gaps. I wouldn't say I'm a 'homer,' but you know where my loyalties lie."

Outside of GCU Athletics, Potter has also served as the voice of the WAC Basketball and Baseball Tournaments on the ESPN family of networks.

While a student at Grand Canyon, Potter had a front-row seat to one of the more memorable moments in GCU's NAIA athletic history. He was in attendance to watch the Lopes claim an NAIA National Championship in men's basketball under future NBA coach, Paul Westphal.

A native of Kansas City, Potter is married to his wife, Lori, and has four children. He and his family currently live to the northwest of the GCU campus in Surprise.



PAUL CORO

Analysis

Coro enters his first season on the mic for both home and away games after joining Potter for road games only in 2018-19. In addition to calling the games, Coro is a senior writer who covers Lopes athletics for GCULopes.com and is editor of the site.

Coro covered the Phoenix Suns from 2004 to 2016 for The Arizona Republic after holding the Arizona State and preps sports beats there. Coro's peers selected him as the National Sports Media Association's Arizona Sports Writer of the Year for 2010, 2015 and 2016 and he was named Best Sports Writer by Phoenix Magazine in 2006. He also was an Arizona Sports Hall of Fame nominee in 2018 and 2019.

Coro grew up near GCU in west Phoenix and attended Apollo High School. He graduated from ASU's Walter Cronkite School of Journalism and Mass Communication as Undergraduate of the Year. He's married to Michelle, a high school multimedia educator, GCU adjunct professor and National Scholastic Press Association board member. They have two daughters, Jasmine and Maya.

HOME GAMES NOW REACHING MORE VIEWERS THAN EVER

ESPN 3

FOX 10 XTRA
CH 45 • CABLE 9

GCU TV

FLEXIBLE WAYS TO WATCH



TV

Watch on FOX 10 Xtra (Ch. 45/9)
OR
stream GCU YouTube channel on smart TV or streaming device



COMPUTER

Visit GCU Lopes.com/Watch
OR
ESPN3.com



TABLET

Use one of these apps:
GCU channel on YouTube
ESPN app
Lope Nation app



MOBILE DEVICE

Use one of these apps:
GCU channel on YouTube
ESPN app
Lope Nation app

ALL GAMES, HOME AND AWAY, ON THE RADIO DIAL

1580 AM 
THE FANATIC
99.3 FM & 95.9 FM

ON THE RADIO DIAL

1580 AM
99.3 FM
95.9 FM

ON THE COMPUTER

1580thefanatic.com

ON THE GO

1580 The Fanatic
mobile app

Road game coverage determined by host schools.
Visit GCU Lopes.com to find available viewing options for all road contests.



OUTLOOK



GCU ARENA

Home of men's and women's basketball, men's and women's volleyball
Opened September 2011



BRAZELL FIELD AT GCU BALLPARK


Home of baseball
Opened February 2018

REVIEW



GCU STADIUM

Home of men's and women's soccer
Opened August 2016



GCU SOFTBALL STADIUM

Home of softball
Opened February 2018

MEET THE LOPES

THIS IS GCU



GCU BEACH VOLLEYBALL STADIUM

Home of beach volleyball
Opened February 2017



GCU GOLF COURSE

Home of men's and women's golf
Reopened January 2016

HISTORY



BASKETBALL PRACTICE FACILITY

Home of men's and women's basketball
Opened April 2017



GCU TENNIS FACILITY

Home of men's and women's tennis
Opened August 2016



LOPES PERFORMANCE CENTER

Training home of all athletic programs
Opened August 2010, reopened January 2017



ANTELOPE GYMNASIUM

Secondary home of men's and women's volleyball
Reopened 1994



JERRY COLANGELO MUSEUM

Opened September 2017



TIM SALMON BASEBALL CLUBHOUSE

Home of baseball
Opened January 1999

OUTLOOK

REVIEW

MEET THE LOPES

THIS IS GCU

HISTORY



Grand Canyon University is growing rapidly with plans for continued expansion. Since 2009, GCU has invested millions into the university to improve the quality of academic offerings and student experiences. This infrastructure includes new classrooms, laboratories, libraries, student support centers, residence halls and recreational facilities. In fall 2019, Grand Canyon University once again welcomed a record number of students to its Phoenix campus, planning to expand the student population and campus facilities going forward.

The university also continues to accommodate a growing online and evening student community. GCU has tens of thousands of online students attending class from across the globe. In turn, the university is constantly refining its digital platforms to deliver GCU's outstanding campus experience to virtual settings. GCU is also building additional campus locations to help full-time and evening students attend class closer to home.

"New" is infused throughout GCU's growing campus. In fall 2016, the university finished construction on a 173,447-square-foot, state-of-the-art engineering building, designed to accommodate a growing number of students studying in STEM majors. GCU also opened three new on-campus apartment buildings for upperclassmen. As part of an initiative to add 10 new sports facilities to campus, GCU unveiled the 6,000-seat GCU Stadium in fall 2016, home to both NCAA Division I soccer teams as well as Brazell Field at GCU Ballpark (2018), GCU Softball Stadium (2018) and GCU Beach Volleyball Stadium (2017).

GCU has also expanded outside of campus to include new properties. The GCU Hotel is located close to campus and offers affordable room rates and renovated accommodations - the perfect place for families to stay when visiting their student. Canyon 49 Grill, located in the hotel, offers the perfect local hangout, with delicious food, family-friendly atmosphere and plenty of Lope spirit and hospitality. The Grand Canyon Beverage Company, also located in the hotel and on campus, offers gourmet beverages, including coffee, tea and specialty drinks.



DEGREE PROGRAMS OFFERED



INCOMING STUDENT GPA



STUDENT EXPERIENCE

At GCU, you'll find everything you need to enjoy a full college experience, from NCAA Division I athletics to suite-style residence halls, popular dining options, fun events and clubs and organizations. Traditional, online and evening students are equally valued members of our community and receive full access to GCU's campus resources and events. Explore the campus by taking a free tour or signing up for Discover GCU.

DIVISION I TRANSITION

On August 23, 2017, official word was handed down from the NCAA that GCU's four-year transition to Division I was finalized and the Lopes were immediately eligible for postseason competition. The announcement culminated a four-year transition period with unprecedented success.

GCU ATHLETICS

GCU is home to 21 NCAA Division I athletics teams, including basketball, soccer, baseball, softball, track and field, golf, volleyball and more. The university's mission is to develop good Christian role models who embody the highest standards of excellence in all aspects of their lives, from the classroom to the court. In addition to GCU's Division I teams, the school offers other athletics programs, including intramural sports as well as dance and cheer. Follow the teams and learn more about GCU's athletics programs by visiting GCU Lopes.com.

VISION

GCU is a premier Christian university, educating students to lead and serve.

MISSION

Grand Canyon University prepares learners to become global citizens, critical thinkers, effective communicators and responsible leaders by providing an academically challenging, values-based curriculum from the context of our Christian heritage.



COLLEGES



STUDENTS ON CAMPUS

OUTLOOK

REVIEW

MEET THE LOPES

THIS IS GCU

HISTORY



LOGOS

OUTLOOK



Primary Logo - Arched GCU



Secondary Logo - Running Lope



Logotype - Stacked

REVIEW

REFERRING TO GRAND CANYON UNIVERSITY

ACCEPTABLE

Grand Canyon University
Grand Canyon
GCU
Lopes

NOT ACCEPTABLE

Canyon
'Lopes
GC

FIRST REFERENCE ONLY

Antelopes


MEET THE LOPES

OUT-OF-DATE LOGOS - NEVER ACCEPTABLE




THIS IS GCU

COLOR PALETTE



Purple

PMS 267
CMYK 76/96/0/0
HEX #522398




Black

Pantone Black C
CMYK 0/0/0/100
HEX #000000



White

--
CMYK 0/0/0/0
HEX #FFFFFF



Gray

PMS 10101c
CMYK 0/0/0/20
HEX #D4D5D4

HISTORY

FOR MORE INFORMATION

Visit the Grand Canyon University Brand Standards guide online at gcu.edu/brandstandards



HISTORY

AND

RECORDS

GCU



HISTORY | YEAR-BY-YEAR

OUTLOOK

REVIEW

MEET THE LOPES

THIS IS GCU

HISTORY

Year	Affiliation	Overall		Conference		Coach (year)	League finish	Postseason
		W-L	Pct.	W-L	Pct.			
1949-50	NAIA	0-8	.000	--	--	Howard Mansfield (1)	--	--
1950-51	NAIA	2-11	.154	--	--	Howard Mansfield (2)	--	--
1951-52	NAIA	5-15	.250	--	--	David Brazell (1)	--	--
1952-53	NAIA	8-13	.440	--	--	David Brazell (2)	--	--
1953-54	NAIA	9-14	.391	--	--	David Brazell (3)	--	--
1954-55	NAIA	11-11	.500	--	--	David Brazell (4)	--	--
1955-56	NAIA	14-9	.609	--	--	David Brazell (5)	--	--
1956-57	NAIA	15-9	.258	--	--	David Brazell (6)	--	--
1957-58	NAIA	15-5	.750	--	--	David Brazell (7)	--	--
1958-59	NAIA	20-0	1.000	--	--	David Brazell (8)	--	--
1959-60	NAIA	15-9	.625	--	--	David Brazell (9)	--	--
1960-61	NAIA	12-10	.636	--	--	Ben Lindsey (1)	--	--
1961-62	NAIA	14-8	.368	--	--	Ben Lindsey (2)	--	--
1962-63	NAIA	9-13	.409	--	--	Ben Lindsey (3)	--	--
1963-64	NAIA	9-12	.429	--	--	Ben Lindsey (4)	--	--
1964-65	NAIA	7-16	.304	--	--	Ben Lindsey (5)	--	--
1965-66	NAIA	11-13	.458	--	--	Ben Lindsey (6)	--	--
1966-67	NAIA	14-12	.538	--	--	Ben Lindsey (7)	--	--
1967-68	NAIA	11-13	.458	--	--	Ben Lindsey (8)	--	--
1968-69	NAIA	14-11	.560	--	--	Ben Lindsey (9)	--	--
1969-70	NAIA	21-5	.808	--	--	Ben Lindsey (10)	--	--
1970-71	NAIA	10-17	.370	--	--	Ben Lindsey (11)	--	--
1971-72	NAIA	15-12	.556	--	--	Ben Lindsey (12)	--	--
1972-73	NAIA	19-10	.655	--	--	Ben Lindsey (13)	--	(0-1) NAIA first round
1973-74	NAIA	28-2	.933	--	--	Ben Lindsey (14)	--	(1-1) NAIA second round
1974-75	NAIA	28-3	.903	--	--	Ben Lindsey (15)	--	(5-0) NAIA national champions
1975-76	NAIA	26-4	.867	--	--	Ben Lindsey (16)	--	(1-1) NAIA second round
1976-77	NAIA	20-9	.690	--	--	Ben Lindsey (17)	--	--
1977-78	NAIA	29-3	.906	--	--	Ben Lindsey (18)	--	(5-0) NAIA national champions
1978-79	NAIA	24-4	.857	--	--	Ben Lindsey (19)	--	(0-1) NAIA first round
1979-80	NAIA	25-5	.833	--	--	Ben Lindsey (20)	--	(0-1) NAIA first round
1980-81	NAIA	16-13	.552	--	--	Ben Lindsey (21)	--	--
1981-82	NAIA	17-11	.607	--	--	Jay Arnote (1)	--	--
1982-83	NAIA	23-8	.742	--	--	Jay Arnote (2)	--	--
1983-84	NAIA	21-9	.700	--	--	John Shumate (1)	--	--
1984-85	NAIA	18-16	.529	--	--	John Shumate (2)	--	--
1985-86	NAIA	19-8	.667	--	--	John Shumate (3)	--	--
1986-87	NAIA	26-12	.684	--	--	Paul Westphal (1)	--	--
1987-88	NAIA	37-6	.860	--	--	Paul Westphal (2)	--	(5-0) NAIA national champions
1988-89	NAIA	26-5	.839	--	--	Bill Westphal (1)	--	(0-1) NAIA first round
1989-90	NAIA	25-10	.694	--	--	Bill Westphal (2)	--	(1-1) NAIA second round
1990-91	NAIA	19-11	.633	--	--	Leighton McCrary (1)	T-1st	--



Year	Affiliation	Overall		Conference		Coach (year)	Regular season league finish	Postseason
		W-L	Pct.	W-L	Pct.			
1991-92	NCAA Div. II - Pacific West	21-7	.786	--	--	Leighton McCrary (2)	1st	--
1992-93	NCAA Div. II - Pacific West	20-11	.645	7-5	.583	Leighton McCrary (3)		--
1993-94	NCAA Div. II - Pacific West	14-15	.483	6-6	.462	Leighton McCrary (4)		--
1994-95	NCAA Div. II - Calif. Collegiate	17-11	.607	8-4	.667	Leighton McCrary (5)		--
1995-96	NCAA Div. II - Calif. Collegiate	23-6	.793	8-4	.667	Leighton McCrary (6)		(1-1) NCAA second round
1996-97	NCAA Div. II - Calif. Collegiate	23-6	.793	9-3	.750	Leighton McCrary (7)		(1-1) NCAA second round
1997-98	NCAA Div. II - Calif. Collegiate	17-10	.630	6-6	.500	Leighton McCrary (8)		(0-1) NCAA first round
1998-99	NCAA Div. II - Calif. Collegiate	16-10	.593	12-10	.545	Leighton McCrary (9)	3rd (6)	--
1999-00	NCAA Div. II - Calif. Collegiate	15-14	.517	11-11	.500	Leighton McCrary (10)	2nd (6)	--
2000-01	NCAA Div. II - Calif. Collegiate	9-17	.346	9-13	.409	Leighton McCrary (11)	1st (6)	--
2001-02	NCAA Div. II - Calif. Collegiate	10-17	.370	8-14	.364	Leighton McCrary (12)	5th (6)	--
2002-03	NCAA Div. II - Calif. Collegiate	9-18	.333	7-15	.318	Leighton McCrary (13)	2nd (D-6)	--
2003-04	NCAA Div. II - Calif. Collegiate	3-24	.111	2-20	.091	Leighton McCrary (14)	1st (D-6)	--
2004-05	NCAA Div. II - Independent	13-16	.611	--	--	Scott Mossman (1)	2nd (D-4)	--
2005-06	NCAA Div. II - Independent	19-8	.704	--	--	Scott Mossman (2)	--	--
2006-07	NCAA Div. II - Pacific West	21-8	.724	13-2	.867	Scott Mossman (3)	1st	--
2007-08	NCAA Div. II - Pacific West	12-15	.444	6-12	.333	Scott Mossman (4)	5th	--
2008-09	NCAA Div. II - Pacific West	13-14	.481	5-7	.417	Dan Nichols (1)	5th	--
2009-10	NCAA Div. II - Pacific West	16-16	.500	10-6	.625	Russ Pennell (1)	4th	--
2010-11	NCAA Div. II - Pacific West	14-14	.538	9-7	.562	Russ Pennell (2)	4th	--
2011-12	NCAA Div. II - Pacific West	19-8	.704	13-5	.722	Russ Pennell (3)	3rd	--
2012-13	NCAA Div. II - Pacific West	23-8	.742	14-4	.778	Russ Pennell (4)	T-2nd	--
2013-14	NCAA Div. I - Western Athletic	15-15	.500	10-6	.625	Dan Majerle (1)	3rd	(0-1) CIT first round
2014-15	NCAA Div. I - Western Athletic	17-15	.531	8-6	.571	Dan Majerle (2)	T-2nd	(0-1) CIT first round
2015-16	NCAA Div. I - Western Athletic	27-7	.794	11-3	.786	Dan Majerle (3)	T-2nd	(2-1) CIT quarterfinals
2016-17	NCAA Div. I - Western Athletic	22-9	.710	11-3	.786	Dan Majerle (4)	3rd	--
2017-18	NCAA Div. I - Western Athletic	22-12	.647	9-5	.643	Dan Majerle (5)	3rd	(0-1) CBI first round
2018-19	NCAA Div. I - Western Athletic	20-14	.588	10-6	.625	Dan Majerle (6)	3rd	(0-1) CBI first round
2019-20	NCAA Div. I - Western Athletic					Dan Majerle (7)		

shading denotes Division I seasons

GCU was ineligible for postseason play for the 2013-14 through 2016-17 seasons due to NCAA transition rules

OUTLOOK

REVIEW

MEET THE LOPES

THIS IS GCU

HISTORY



OUTLOOK

REVIEW

MEET THE LOPES

THIS IS GCU

HISTORY

1949-50 | 0-8

Conference none
Coach Howard Mansfield

- 12/2 ASC-Flagstaff Prescott, Ariz. L 35-38
- 1/26 ASC-Flagstaff Prescott, Ariz. L 34-72
- 2/3 Eastern Arizona Prescott, Ariz. L 32-72
- 2/16 at Eastern Arizona Thatcher, Ariz. L 31-60
- 2/17 at Eastern Arizona Thatcher, Ariz. L 40-71
- 2/24 at ASC-Flagstaff Flagstaff, Ariz. L 42-64
- 2/25 at Arizona State Tempe, Ariz. L 44-82

1950-51 | 2-11

Conference none
Coach Howard Mansfield

- 12/1 at Eastern Arizona Thatcher, Ariz. L 58-59
- 12/2 at Eastern Arizona Thatcher, Ariz. L 45-54
- 12/8 vs Phoenix College Prescott, Ariz. L 46-60
- 12/9 at Arizona State Tempe, Ariz. L 40-56
- 1/5 Arizona Prescott, Ariz. L 46-64
- 1/12 Arizona State Prescott, Ariz. W 61-46
- 1/15 at Phoenix College Phoenix, Ariz. L 52-62
- 2/2 Eastern Arizona Prescott, Ariz. L 37-59
- 2/3 Eastern Arizona Prescott, Ariz. L 36-55
- 2/9 at ASC-Flagstaff Flagstaff, Ariz. L 43-49
- 2/10 ASC-Flagstaff Prescott, Ariz. W 39-35
- 2/24 Arizona State Prescott, Ariz. L 60-65
- 2/27 at Arizona Tucson, Ariz. L 41-78

1951-52 | 5-15

Conference none
Coach Dr. David Brazzell

- 11/29 at ASC-Flagstaff Flagstaff, Ariz. L 38-56
- 11/30 at ASC-Flagstaff Flagstaff, Ariz. L 39-67
- 12/14 at Eastern Arizona Thatcher, Ariz. L 50-57
- 12/15 at Eastern Arizona Thatcher, Ariz. L 48-59
- 1/8 Phoenix College Phoenix, Ariz. L 51-70
- 1/14 at Arizona Tucson, Ariz. L 55-69
- 1/15 at Davis-Monathan A.F.B. Phoenix, Ariz. L 52-62
- 1/18 at Arizona State Tempe, Ariz. L 54-66
- 1/31 Eastern Arizona Phoenix, Ariz. L 53-61
- 2/1 at Eastern Arizona Phoenix, Ariz. L 56-70
- 2/4 Arizona Phoenix, Ariz. W 64-61
- 2/8 at Arizona State Tempe, Ariz. L 67-70
- 2/11 at ASC-Flagstaff Phoenix, Ariz. W 63-60
- 2/14 at Davis-Monathan A.F.B. Phoenix, Ariz. L 58-62
- 2/18 Williams A.F.B. Phoenix, Ariz. W 68-54
- 2/19 Luke A.F.B. Phoenix, Ariz. W 77-48
- 2/22 Arizona State Phoenix, Ariz. W 69-64
- 2/25 at Williams A.F.B. Mesa, Ariz. L 43-74
- 3/6 at Phoenix College Phoenix, Ariz. L 39-65

1952-53 | 11-14

Conference none
Coach Dr. David Brazzell

- 12/5 at Arizona Tucson, Ariz. W 61-59
- 12/6 at Davis-Monathan A.F.B. Tucson, Ariz. L 50-66
- 12/13 Palo Verde Phoenix, Ariz. W 76-71
- 1/3 Luke A.F.B. Phoenix, Ariz. L 68-73
- 1/7 at N.M. Western Silver City, N.M. L 48-64
- 1/8 at Eastern Arizona Thatcher, Ariz. L 72-91
- 1/9 at Eastern Arizona Thatcher, Ariz. L 55-67
- 1/12 at Williams A.F.B. Mesa, Ariz. L 54-64
- 1/14 at Arizona State Tempe, Ariz. W 77-65
- 1/23 at Phoenix College Phoenix, Ariz. L 74-75
- 1/24 Williams A.F.B. Phoenix, Ariz. L 61-69
- 1/27 at Arizona State Tempe, Ariz. L 60-64
- 1/31 ASC-Flagstaff Phoenix, Ariz. L 95-100
- 2/2 vs Eastern Arizona Phoenix, Ariz. W 63-61

- 2/7 Davis-Monathan A.F.B. Phoenix, Ariz. W 81-65
- 2/10 Phoenix College Phoenix, Ariz. W 67-57
- 2/14 Eastern Arizona Phoenix, Ariz. W 84-54
- 2/21 Arizona Phoenix, Ariz. L 64-69
- 2/23 at Palo Verde Blythe, Calif. W 86-57
- 2/25 at ASC-Flagstaff Flagstaff, Ariz. L 57-60
- 2/28 vs Arizona State Phoenix, Ariz. L 76-79
- 3/3 Davis-Monathan A.F.B. Phoenix, Ariz. W 76-68
- 3/4 Williams A.F.B. Phoenix, Ariz. W 82-79
- 3/6 Harman-McFarland Phoenix, Ariz. W 79-74
- 3/7 Luke A.F.B. Phoenix, Ariz. L 63-70

1953-54 | 9-14

Conference none
Coach Dr. David Brazzell

- 12/1 at Williams A.F.B. Mesa, Ariz. L 43-57
- 12/5 Eastern Arizona Phoenix, Ariz. W 55-53
- 12/7 at Luke A.F.B. Glendale, Ariz. L 58-69
- 12/12 Palo Verde Phoenix, Ariz. L 57-59
- 12/16 at N.M. Western Silver City, N.M. L 58-60
- 12/17 at N.M. Military Roswell, N.M. W 64-56
- 12/18 at Wayland Plainview, Texas L 81-84
- 12/19 at Walker A.F.B. Roswell, N.M. L 47-52
- 1/8 at Eastern Arizona Thatcher, Ariz. L 69-79
- 1/9 at Eastern Arizona Thatcher, Ariz. L 64-66
- 1/12 at ASC-Flagstaff Flagstaff, Ariz. L 58-75
- 1/16 Luke A.F.B. Phoenix, Ariz. L 55-69
- 1/23 Imperial Valley College Phoenix, Ariz. W 75-63
- 1/26 at Phoenix College Phoenix, Ariz. W 85-84
- 1/30 Eastern Arizona Phoenix, Ariz. W 67-56
- 2/2 N.M. Western Phoenix, Ariz. W 80-74
- 2/6 Luke A.F.B. Phoenix, Ariz. L 79-86
- 2/13 at Imperial Valley College Imperial, Calif. W 60-44
- 2/17 at Palo Verde Blythe, Calif. W 71-69
- 2/20 Phoenix College Phoenix, Ariz. L 65-67
- 2/22 at Davis-Monathan A.F.B. Tucson, Ariz. L 56-58
- 2/23 ASC-Flagstaff Phoenix, Ariz. L 52-75
- 2/27 Davis-Monathan A.F.B. Phoenix, Ariz. W 87-57

1954-55 | 11-11

Conference none
Coach Dr. David Brazzell

- 11/13 El Central N.A.S. Phoenix, Ariz. W 87-53
- 11/30 at ASC-Flagstaff Flagstaff, Ariz. L 46-90
- 12/4 Eastern Arizona Phoenix, Ariz. L 73-84
- 12/8 at N.M. Western Silver City, N.M. L 70-80
- 12/9 at N.M. Military Roswell, N.M. L 64-76
- 12/10 at N.M. Highlands Las Vegas, N.M. L 70-75
- 12/11 at St. Michael's Gainesville, Fla. L 76-83
- 12/18 Palo Verde Phoenix, Ariz. W 74-63
- 1/7 at Eastern Arizona Thatcher, Ariz. L 64-83
- 1/8 at Eastern Arizona Thatcher, Ariz. W 88-72
- 1/10 at Luke A.F.B. Glendale, Ariz. L 66-69
- 1/14 Cal Baptist-Covina Phoenix, Ariz. W 70-36
- 1/15 Cal Baptist-Covina Phoenix, Ariz. W 69-41
- 1/22 Williams A.F.B. Phoenix, Ariz. W 98-64
- 1/26 at Palo Verde Blythe, Calif. L 59-68
- 1/29 Eastern Arizona Phoenix, Ariz. L 74-80
- 2/3 at Davis-Monathan A.F.B. Tucson, Ariz. W 88-79
- 2/5 Luke A.F.B. Phoenix, Ariz. W 73-71
- 2/11 at Cal Baptist-Covina Covina, Calif. W 71-44
- 2/12 at Cal Baptist-Covina Covina, Calif. W 100-44
- 2/18 Phoenix College Phoenix, Ariz. L 57-69
- 2/19 Davis-Monathan A.F.B. Phoenix, Ariz. W 97-95

1955-56 | 14-9

Conference none
Coach Dr. David Brazzell

- 11/30 at ASC-Flagstaff Flagstaff, Ariz. L 60-76
- 12/3 Eastern Arizona Phoenix, Ariz. L 68-77
- 12/7 at Imperial Valley Imperial, Calif. W 81-57
- 12/10 San Bernardino Phoenix, Ariz. L 70-88
- 12/14 at Davis-Monathan A.F.B. Tucson, Ariz. L 63-80
- 12/17 La Verne Phoenix, Ariz. L 81-100
- 1/7 at Eastern Arizona Thatcher, Ariz. L 57-91
- 1/12 Cal Baptist-Covina Phoenix, Ariz. W 74-48
- 1/14 Cal Baptist-Covina Phoenix, Ariz. W 79-56
- 1/21 Luke A.F.B. Phoenix, Ariz. W 88-69
- 1/27 Panhandle A&M Phoenix, Ariz. W 77-63
- 1/28 Palo Verde Phoenix, Ariz. W 93-67
- 1/30 at Luke A.F.B. Phoenix, Ariz. W 88-69
- 2/3 Yuma A.F.B. Phoenix, Ariz. W 77-48
- 2/4 Davis-Monathan A.F.B. Phoenix, Ariz. W 103-89
- 2/9 at Cal Poly Pomona Pomona, Calif. L 57-59
- 2/10 at La Verne La Verne, Calif. L 53-75
- 2/11 at Cal Baptist-Covina Covina, Calif. W 96-73
- 2/15 Nortron A.F.B. Phoenix, Ariz. W 78-63
- 2/18 Cal Poly Pomona Phoenix, Ariz. L 66-70
- 2/22 at Palo Verde Blythe, Calif. W 66-56
- 2/25 Imperial Valley Phoenix, Ariz. W 71-41

1956-57 | 15-9

Conference none
Coach Dr. David Brazzell

- 12/6 at Cal Baptist-Covina Covina, Calif. W 63-37
- 12/7 at Cal Poly Pomona Pomona, Calif. W 64-55
- 12/8 at La Verne La Verne, Calif. L 71-89
- 12/12 at Luke A.F.B. Glendale, Ariz. L 70-74
- 12/15 Upland Phoenix, Ariz. W 70-47
- 12/18 at Williams A.F.B. Mesa, Ariz. W 74-56
- 12/21 San Diego Phoenix, Ariz. L 59-67
- 1/7 at N.M. Western Silver City, N.M. L 70-81
- 1/8 at Eastern Arizona Thatcher, Ariz. L 51-96
- 1/11 Cal Baptist-Covina Phoenix, Ariz. W 79-53
- 1/14 at Luke A.F.B. Glendale, Ariz. W 74-69
- 1/18 Williams A.F.B. Phoenix, Ariz. W 83-63
- 1/25 Panhandle A&M Phoenix, Ariz. L 60-77
- 1/26 St. Joseph's Phoenix, Ariz. W 81-77
- 1/28 N.M. Western Phoenix, Ariz. L 59-75
- 1/31 at San Diego San Diego, Calif. L 68-82
- 2/1 at Upland Grantham, Pa. W 84-50
- 2/2 California Baptist Phoenix, Ariz. W 73-46
- 2/5 Eastern Arizona Phoenix, Ariz. L 56-67
- 2/9 California Baptist Phoenix, Ariz. W 73-46
- 2/12 Palo Verde Phoenix, Ariz. W 74-53
- 2/15 La Verne Phoenix, Ariz. W 98-60
- 2/19 at Palo Verde Blythe, Calif. W 66-51
- 2/23 Cal Poly Pomona Phoenix, Ariz. W 76-74

1957-58 | 15-5

Conference none
Coach Dr. David Brazzell

- 12/4 at Palo Verde Blythe, Calif. W 69-59
- 12/5 at Cal Baptist-Covina Covina, Calif. L 69-74
- 12/6 at Cal Baptist-Covina Covina, Calif. W 76-71
- 12/7 at La Verne La Verne, Calif. L 72-93
- 12/10 at Luke A.F.B. Glendale, Ariz. W 77-61
- 12/12 at Williams A.F.B. Mesa, Ariz. W 68-58
- 12/17 San Diego Phoenix, Ariz. L 69-84
- 1/4 at Phoenix College Phoenix, Ariz. W 88-77
- 1/10 Cal Baptist-Covina Phoenix, Ariz. W 90-78
- 1/14 Palo Verde Phoenix, Ariz. W 85-68
- 1/16 Williams A.F.B. Phoenix, Ariz. W 79-63
- 1/25 St. Joseph's (MN) Phoenix, Ariz. W 96-79
- 1/28 Luke A.F.B. Phoenix, Ariz. W 93-89

- 2/1 UC Riverside Phoenix, Ariz. W 90-70
- 2/6 at San Diego San Diego, Calif. L 84-93
- 2/7 at UC Riverside Riverside, Calif. W 76-61
- 2/8 at California Baptist Riverside, Calif. W 87-45
- 2/15 La Verne Phoenix, Ariz. L 71-75
- 2/18 Phoenix College Phoenix, Ariz. W 69-63
- 2/22 California Baptist Phoenix, Ariz. W 93-69

1958-59 | 20-0

Conference none
Coach Dr. David Brazzell

- 12/3 at La Verne La Verne, Calif. W 76-57
- 12/4 at Occidental Los Angeles, Calif. W 73-63
- 12/5 at Pomona Pomona, Calif. W 63-53
- 12/6 at Claremont Claremont, Calif. W 49-43
- 12/9 at ASC-Flagstaff Flagstaff, Ariz. W 71-65
- 12/13 Cal Poly Pomona Phoenix, Ariz. W 97-80
- 12/19 Pomona Phoenix, Ariz. W 68-60
- 12/20 Claremont Phoenix, Ariz. W 74-57
- 1/9 at Luke A.F.B. Glendale, Ariz. W 90-83
- 1/13 Luke A.F.B. Phoenix, Ariz. W 98-72
- 1/15 Williams A.F.B. Phoenix, Ariz. W 106-75
- 1/23 California Baptist Phoenix, Ariz. W 99-56
- 1/27 at Williams A.F.B. Mesa, Ariz. W 80-69
- 1/31 UC Riverside Phoenix, Ariz. W 85-57
- 2/5 at Los Angeles Pacific Los Angeles, Calif. W 84-74
- 2/6 at UC Riverside Riverside, Calif. W 85-57
- 2/7 at California Baptist Riverside, Calif. W 82-48
- 2/10 ASC-Flagstaff Phoenix, Ariz. W 79-57
- 2/14 La Verne Phoenix, Ariz. W 81-56
- 2/21 Los Angeles Pacific Phoenix, Ariz. W 96-70

1959-60 | 15-9

Conference none
Coach Dr. David Brazzell

- 12/2 at La Verne La Verne, Calif. W 87-67
- 12/3 at Claremont Claremont, Calif. W 56-46
- 12/4 at San Fernando St. Northridge, Calif. W 73-71
- 12/5 at California Baptist Riverside, Calif. W 87-64
- 12/8 at ASC-Flagstaff Flagstaff, Ariz. L 70-83
- 12/12 Luke A.F.B. Phoenix, Ariz. W 90-66
- 12/15 Adams State Phoenix, Ariz. W 79-59
- 12/17 Eastern N.M. Phoenix, Ariz. W 58-56
- 1/8 St. Michael's Phoenix, Ariz. L 64-73
- 1/9 N.M. Western Phoenix, Ariz. L 78-96
- 1/15 Williams A.F.B. Phoenix, Ariz. W 101-77
- 1/22 California Baptist Phoenix, Ariz. W 85-58
- 1/23 at N.M. Western Silver City, N.M. L 66-69
- 1/28 at St. Michael's Clochester, Vt. L 62-68
- 1/29 at Adams State Alamosa, Colo. L 67-75
- 1/30 at St. Joseph's Santa Fe, N.M. L 78-80
- 2/1 ASC-Flagstaff Phoenix, Ariz. L 60-91
- 2/4 Williams A.F.B. Phoenix, Ariz. W 86-51
- 2/9 at Luke A.F.B. Glendale, Ariz. W 73-62
- 2/13 La Verne Phoenix, Ariz. W 84-71
- 2/20 Los Angeles Pacific Phoenix, Ariz. W 80-59
- 2/26 at San Diego San Diego, Calif. W 83-74
- 2/27 at Cal Poly Pomona Pomona, Calif. L 77-84
- 2/27 at UC Riverside Riverside, Calif. W 81-58

1960-61 | 12-10

Conference none
Coach Ben Lindsey

- 12/2 at La Verne La Verne, Calif. W 87-67
- 12/3 at Claremont Claremont, Calif. W 56-46
- 12/4 at San Fernando St. Northridge, Calif. W 73-71
- 12/5 at California Baptist Riverside, Calif. W 87-64
- 12/8 at ASC-Flagstaff Flagstaff, Ariz. L 70-83
- 12/12 Luke A.F.B. Phoenix, Ariz. W 90-66



12/15 Adams State	Phoenix, Ariz.	W 79-59
12/17 Eastern N.M.	Phoenix, Ariz.	W 58-56
1/8 St. Michael's	Phoenix, Ariz.	L 64-73
1/9 N.M. Western	Phoenix, Ariz.	L 78-96
1/15 Williams A.F.B.	Phoenix, Ariz.	W 101-77
1/22 California Baptist	Phoenix, Ariz.	W 85-58
1/23 at N.M. Western	Silver City, N.M.	L 66-69
1/28 at St. Michael's	Clochester, Vt.	L 62-68
1/29 at Adams State	Alamosa, Colo.	L 67-75
1/30 at St. Joseph's	Santa Fe, N.M.	L 78-80
2/1 ASC-Flagstaff	Phoenix, Ariz.	L 60-91
2/4 Williams A.F.B.	Phoenix, Ariz.	W 86-51
2/9 at Luke A.F.B.	Glendale, Ariz.	W 73-62
2/13 La Verne	Phoenix, Ariz.	W 84-71
2/20 Los Angeles Pacific	Phoenix, Ariz.	W 80-59
2/26 at San Diego	San Diego, Calif.	W 83-74
2/27 at Cal Poly Pomona	Pomona, Calif.	L 77-84
2/27 at UC Riverside	Riverside, Calif.	W 81-58

1961-62 | 14-8

Conference	none
Coach	Ben Lindsey

11/29 at California Baptist	Riverside, Calif.	W 101-65
11/20 at La Verne	La Verne, Calif.	W 81-71
12/1 at San Diego	San Diego, Calif.	W 70-55
12/2 at Pasadena	San Diego, Calif.	W 83-82
12/9 Nevada Southern	Phoenix, Ariz.	W 75-68
12/12 at ASC-Flagstaff	Flagstaff, Ariz.	L 68-84
12/15 Occidental	Phoenix, Ariz.	W 52-47
12/18 N.M. Western	Phoenix, Ariz.	L 77-82
12/28 Colorado Mines	Phoenix, Ariz.	W 52-51
1/5 Nellis A.F.B.	Las Vegas, Nev.	W 79-73
1/6 at Nevada Southern	Las Vegas, Nev.	L 42-43
1/13 at N.M. Western	Silver City, N.M.	L 79-93
1/15 San Diego	Phoenix, Ariz.	W 69-59
1/25 at St. Joseph's	Santa Fe, N.M.	W 81-47
1/26 at N.M. Highlands	Las Vegas, Nev.	L 74-98
1/27 at St. Michael's	Clochester, Vt.	L 75-84
1/30 N.M. Highlands	Phoenix, Ariz.	W 81-77
2/2 St. Joseph's	Phoenix, Ariz.	W 77-47
2/8 ASC-Flagstaff	Phoenix, Ariz.	L 60-80
2/17 La Verne	Phoenix, Ariz.	W 85-66
2/19 Pasadena	Phoenix, Ariz.	L 69-73
2/23 St. Michael's	Phoenix, Ariz.	W 83-78

1962-63 | 9-13

Conference	none
Coach	Ben Lindsey

11/30 at La Verne	La Verne, Calif.	W 59-55
12/1 at Pasadena	San Diego, Calif.	L 57-88
12/8 at Nevada Southern	Las Vegas, Nev.	L 64-75
12/11 ASC-Flagstaff	Phoenix, Ariz.	L 65-72
12/14 at California Baptist	Riverside, Calif.	L 67-79
12/15 at UC Riverside	Riverside, Calif.	L 67-79
12/18 La Verne	Phoenix, Ariz.	W 71-51
1/4 Fort Lewis	Phoenix, Ariz.	W 69-56
1/5 Nevada Southern	Phoenix, Ariz.	W 79-64
1/8 California Baptist	Phoenix, Ariz.	W 111-77
1/12 at N.M. Western	Silver City, N.M.	L 88-93
1/15 at ASC-Flagstaff	Flagstaff, Ariz.	L 71-90
1/24 at St. Joseph's	Santa Fe, N.M.	L 87-96
1/25 at St. Michael's	Clochester, Vt.	L 66-76
1/26 at Eastern N.M.	Portales, N.M.	L 74-86
1/28 at N.M. Highlands	Las Vegas, N.M.	L 53-65
2/2 at Pasadena	San Diego, Calif.	W 66-65
2/4 N.M. Highlands	Phoenix, Ariz.	L 96-97
2/16 St. Joseph's	Phoenix, Ariz.	L 63-77
2/18 N.M. Western	Phoenix, Ariz.	W 101-89
2/21 Eastern N.M.	Phoenix, Ariz.	L 67-72
2/22 St. Michael's	Phoenix, Ariz.	W 59-57

1963-64 | 9-12

Conference	none
Coach	Ben Lindsey

12/6 at La Verne	La Verne, Calif.	L 80-99
12/7 at Pacific Christian	Fullerton, Calif.	W 98-79
12/10 at ASC-Flagstaff	Flagstaff, Ariz.	L 76-87
12/13 at Pomona	Pomona, Calif.	L 80-90
12/14 La Verne	Phoenix, Ariz.	W 93-85
12/17 St. Michael's	Phoenix, Ariz.	W 79-76
12/20 Cal Lutheran	Phoenix, Ariz.	W 116-83
1/10 at Fort Lewis	Durango, Colo.	L 72-95
1/11 at N.M. Highlands	Las Vegas, N.M.	L 84-111
1/14 ASC-Flagstaff	Phoenix, Ariz.	W 76-75
1/23 at St. Joseph's	Santa Fe, N.M.	L 73-92
1/24 at St. Michael's	Colchester, Vt.	L 82-104
1/25 at Eastern N.M.	Portales, N.M.	L 85-89
1/31 Pacific Christian	Phoenix, Ariz.	W 102-96
2/1 at Western N.M.	Silver City, N.M.	L 81-105
2/7 St. Joseph's	Phoenix, Ariz.	L 72-79
2/8 St. Joseph's	Phoenix, Ariz.	L 72-85
2/11 California Baptist	Phoenix, Ariz.	W 95-86
2/14 College of S. Utah	Phoenix, Ariz.	W 84-77
2/18 Western N.M.	Phoenix, Ariz.	L 92-105
2/21 Eastern N.M.	Phoenix, Ariz.	W 93-89

1964-65 | 7-16

Conference	none
Coach	Ben Lindsey

12/4 Adams State	Phoenix, Ariz.	L 79-90
12/5 Colorado Western	Phoenix, Ariz.	W 83-77
12/11 at N.M. Highlands	Las Vegas, N.M.	L 69-79
12/12 at Fort Lewis	Durango, Colo.	L 74-80
12/18 California Baptist	Phoenix, Ariz.	L 71-76
12/19 California Baptist	Phoenix, Ariz.	W 80-70
12/22 Cal Lutheran	Phoenix, Ariz.	W 89-73
1/5 St. Joseph's	Phoenix, Ariz.	L 78-90
1/8 St. Michael's	Phoenix, Ariz.	L 93-96
1/12 ASC-Flagstaff	Phoenix, Ariz.	L 67-84
1/21 at St. Joseph's	Santa Fe, N.M.	L 79-89
1/22 at St. Michael's	Colchester, Vt.	L 83-96
1/23 at Eastern N.M.	Portales, N.M.	L 73-99
1/29 La Verne	Phoenix, Ariz.	W 96-85
1/30 La Verne	Phoenix, Ariz.	W 91-77
2/4 at Cal Lutheran	Thousand Oaks, Calif.	L 71-79
2/5 at UC Riverside	Riverside, Calif.	L 75-81
2/6 at Pacific Christian	Fullerton, Calif.	W 93-64
2/9 at ASC-Flagstaff	Flagstaff, Ariz.	L 73-90
2/15 College of S. Utah	Phoenix, Ariz.	L 76-83
2/19 Eastern N.M.	Phoenix, Ariz.	W 102-87
2/22 at Eastern N.M.	Portales, N.M.	L 92-107

1963-64 | 9-12

Conference	none
Coach	Ben Lindsey

12/6 at La Verne	La Verne, Calif.	L 80-99
12/7 at Pacific Christian	Fullerton, Calif.	W 98-79
12/10 at ASC-Flagstaff	Flagstaff, Ariz.	L 76-87
12/13 at Pomona	Pomona, Calif.	L 80-90
12/14 La Verne	Phoenix, Ariz.	W 93-85
12/17 St. Michael's	Phoenix, Ariz.	W 79-76
12/20 Cal Lutheran	Phoenix, Ariz.	W 116-83
1/10 at Fort Lewis	Durango, Colo.	L 72-95
1/11 at N.M. Highlands	Las Vegas, N.M.	L 84-111
1/14 ASC-Flagstaff	Phoenix, Ariz.	W 76-75
1/23 at St. Joseph's	Santa Fe, N.M.	L 73-92
1/24 at St. Michael's	Colchester, Vt.	L 82-104
1/25 at Eastern N.M.	Portales, N.M.	L 85-89
1/31 Pacific Christian	Phoenix, Ariz.	W 102-96
2/1 at Western N.M.	Silver City, N.M.	L 81-105
2/7 St. Joseph's	Phoenix, Ariz.	L 72-79

2/8 St. Joseph's	Phoenix, Ariz.	L 72-85
2/11 California Baptist	Phoenix, Ariz.	W 95-86
2/14 College of S. Utah	Phoenix, Ariz.	W 84-77
2/18 Western N.M.	Phoenix, Ariz.	L 92-105
2/21 Eastern N.M.	Phoenix, Ariz.	W 93-89

1965-66 | 11-13

Conference	none
Coach	Ben Lindsey

12/3 at Western State	Gunnison, Colo.	L 71-77
12/4 at Adams State	Alamosa, Colo.	L 78-95
12/10 Fort Lewis	Phoenix, Ariz.	L 95-99
12/11 N.M. Highlands	Phoenix, Ariz.	W 99-92
12/17 California Baptist	Phoenix, Ariz.	W 120-84
12/18 California Baptist	Phoenix, Ariz.	W 105-92
12/20 at College of S. Utah	Cedar City, Utah	L 86-96
12/27 vs Southwestern Mo.	Alamosa, Colo.	L 87-108
12/28 vs Central Okla.	Alamosa, Colo.	L 60-65
12/29 vs East Central Okla.	Alamosa, Colo.	W 106-101
1/4 Cal Lutheran	Phoenix, Ariz.	L 101-109
1/7 at ASC-Flagstaff	Flagstaff, Ariz.	L 57-103
1/8 College of S. Utah	Phoenix, Ariz.	W 99-63
1/15 Western N.M.	Silver City, N.M.	L 85-113
1/21 at St. Michael's	Colchester, Vt.	L 76-91
1/22 at Eastern N.M.	Portales, N.M.	L 71-105
1/28 La Verne	Phoenix, Ariz.	W 107-89
1/29 La Verne	Phoenix, Ariz.	W 95-81
2/4 at California Baptist	Riverside, Calif.	W 109-99
2/8 ASC-Flagstaff	Phoenix, Ariz.	W 84-83
2/12 St. Michael's	Phoenix, Ariz.	L 92-96
2/18 Eastern N.M.	Phoenix, Ariz.	W 88-83
2/19 Western N.M.	Phoenix, Ariz.	L 85-89

1966-67 | 14-12

Conference	none
Coach	Ben Lindsey

12/2 at N.M. Highlands	Las Vegas, N.M.	L 93-94
12/3 at Fort Lewis	Durango, Colo.	W 79-60
12/9 Western State	Phoenix, Ariz.	W 111-107
12/10 Adams State	Phoenix, Ariz.	W 92-80
12/15 California Baptist	Phoenix, Ariz.	W 103-96
12/16 California Baptist	Phoenix, Ariz.	W 99-86
12/19 at College of S. Utah	Cedar City, Utah	L 92-96
12/27 vs Northwest Okla.	Alamosa, Colo.	L 69-95
12/28 at Adams State	Alamosa, Colo.	W 83-81
12/29 vs Minot State	Alamosa, Colo.	W 100-75
1/6 College of S. Utah	Phoenix, Ariz.	W 78-67
1/7 at Northern Arizona	Flagstaff, Ariz.	L 69-88
1/14 at Western N.M.	Silver City, N.M.	L 85-103
1/20 at Azusa Pacific	Azusa, Calif.	L 98-107
1/21 at Pasadena	San Diego, Calif.	L 78-97
1/26 Western N.M.	Phoenix, Ariz.	L 85-86
2/2 at Cal Lutheran	Thousand Oaks, Calif.	L 83-88
2/3 at California Baptist	Riverside, Calif.	L 70-76
2/4 at La Verne	La Verne, Calif.	W 91-80
2/7 Northern Arizona	Phoenix, Ariz.	L 84-93
2/11 Fort Lewis	Phoenix, Ariz.	W 83-74
2/14 Pasadena	Phoenix, Ariz.	L 84-97
2/17 Azusa Pacific	Phoenix, Ariz.	W 95-93
2/18 Azusa Pacific	Phoenix, Ariz.	W 106-98
2/24 La Verne	Phoenix, Ariz.	W 91-79
2/25 La Verne	Phoenix, Ariz.	W 106-77

1967-68 | 11-13

Conference	none
Coach	Ben Lindsey

12/1 N.M. Highlands	Phoenix, Ariz.	W 75-56
12/2 Fort Lewis	Phoenix, Ariz.	W 91-78
12/7 at Fort Lewis	Durango, Colo.	L 72-91

12/8 at Western State	Gunnison, Colo.	L 73-83
12/9 at Adams State	Alamosa, Colo.	L 67-91
12/14 vs Azusa Pacific	Pasadena, Calif.	L 99-110
12/15 vs Southern California	Pasadena, Calif.	W 90-83
12/16 vs Fresno Pacific	Pasadena, Calif.	W 80-67
12/18 vs Albuquerque	Cedar City, Utah	L 88-103
12/19 vs Fort Lewis	Cedar City, Utah	W 104-89
1/5 Southern Utah St.	Phoenix, Ariz.	L 84-94
1/9 Northern Arizona	Phoenix, Ariz.	L 60-92
1/13 Cal Lutheran	Phoenix, Ariz.	W 65-55
1/20 Puget Sound	Phoenix, Ariz.	W 86-78
1/27 at Azusa Pacific	Azusa, Calif.	L 70-90
1/29 at Southern Utah St.	Cedar City, Utah	L 78-82
2/1 California Baptist	Phoenix, Ariz.	W 86-58
2/2 California Baptist	Phoenix, Ariz.	W 74-69
2/8 at Pasadena	San Diego, Calif.	L 60-77
2/9 at Southern California	Costa Mesa, Calif.	W 85-60
2/10 at California Baptist	Riverside, Calif.	W 69-60
2/13 at Northern Arizona	Flagstaff, Ariz.	L 70-89
2/16 Azusa Pacific	Phoenix, Ariz.	L 63-66
2/17 Azusa Pacific	Phoenix, Ariz.	L 72-78

1968-69 | 14-11

Conference	none
Coach	Ben Lindsey

12/5 at Fort Lewis	Durango, Colo.	L 73-80
12/6 at Western State	Gunnison, Colo.	W 72-71
12/7 at Adams State	Alamosa, Colo.	L 59-62
12/12 vs Cal Poly Pomona	Pasadena, Calif.	L 78-84
12/13 vs Claremont-Mudd	Pasadena, Calif.	W 73-72
12/14 vs Northwest Nazarene	Pasadena, Calif.	L 82-83
12/20 Southern California	Phoenix, Ariz.	W 101-60
12/21 Southern California	Phoenix, Ariz.	W 93-55
1/10 Eastern Michigan	Phoenix, Ariz.	L 71-99
1/11 Pasadena	Phoenix, Ariz.	W 87-82
1/14 at Northern Arizona	Flagstaff, Ariz.	L 60-79
1/18 Adams State	Phoenix, Ariz.	L 81-86
1/23 at Cal Lutheran	Thousand Oaks, Calif.	L 74-87
1/24 at California Baptist	Riverside, Calif.	L 70-72
1/25 at Azusa Pacific	Azusa, Calif.	L 94-102
1/27 at Souther Utah St.	Cedar City, Utah	L 78-87
1/31 Azusa Pacific	Phoenix, Ariz.	W 98-92
2/1 Azusa Pacific	Phoenix, Ariz.	W 93-92
2/4 California Baptist	Phoenix, Ariz.	W 98-69
2/9 Albuquerque	Phoenix, Ariz.	W 97-87
2/14 Fort Lewis	Phoenix, Ariz.	W 101-72
2/15 Western State	Phoenix, Ariz.	W 98-65
2/18 Northern Arizona	Phoenix, Ariz.	W 88-80
2/21 Albuquerque	Albuquerque, N.M.	W 91-83

1969-70 | 21-5

Conference	none
Coach	Ben Lindsey

12/4 at Adams State	Alamosa, Colo.	W 93-92
12/5 at Western State	Gunnison, Colo.	W 78-76
12/6 at Fort Lewis	Durango, Colo.	L 82-97
12/12 California Baptist	Phoenix, Ariz.	W 86-61
12/13 California Baptist	Phoenix, Ariz.	W 85-73
12/20 Fort Lewis	Phoenix, Ariz.	W 106-88
12/29 vs Colorado Mines	Cedar City, Utah	W 91-83
12/30 Southern Utah St.	Cedar City, Utah	L 81-88
1/9 Cal Lutheran	Phoenix, Ariz.	W 104-69
1/10 at Northern Arizona	Flagstaff, Ariz.	L 74-80
1/12 College of Santa Fe	Phoenix, Ariz.	W 82-79
1/13 College of Santa Fe	Phoenix, Ariz.	W 87-82
1/17 Adams State	Phoenix, Ariz.	W 110-100
1/23 at California Baptist	Riverside, Calif.	W 93-77
1/24 at Pasadena	San Diego, Calif.	W 88-72
1/26 at Southern Utah St.	Cedar City, Utah	L 101-109
1/29 Colorado Mines	Phoenix, Ariz.	W 122-78
1/31 Western State	Phoenix, Ariz.	W 92-77



HISTORY | GAME-BY-GAME

OUTLOOK

REVIEW

MEET THE LOPES

THIS IS GCU

HISTORY

2/6 Southern Utah St. Phoenix, Ariz. W 125-86
 2/7 Pasadena Phoenix, Ariz. W 76-66
 2/12 CSU Stanislaus Phoenix, Ariz. W 79-77
 2/14 at College of Santa Fe Santa Fe, N.M. W 79-66
 2/17 Northern Arizona Phoenix, Ariz. L 67-69
 2/21 at California Western San Diego, Calif. W 79-61
 2/28 at La Verne La Verne, Calif. W 91-82

1970-71 | 10-17

Conference none
 Coach Ben Lindsey

12/3 at Adams State Alamosa, Colo. L 73-96
 12/4 at Western State Gunnison, Colo. L 61-64
 12/5 at Fort Lewis Durango, Colo. L 74-83
 12/12 Cal Lutheran Phoenix, Ariz. W 77-68
 12/15 Western N.M. Phoenix, Ariz. L 77-85
 12/18 California Baptist Phoenix, Ariz. W 101-82
 12/19 California Baptist Phoenix, Ariz. L 59-60
 12/21 CSU Dominguez Hills Phoenix, Ariz. W 91-74
 12/22 College of Artesia Phoenix, Ariz. W 101-73
 12/29 Greenville Phoenix, Ariz. W 68-53
 1/1 at Pasadena Pasadena, Calif. L 78-85
 1/2 vs Claremont-Mudd Pasadena, Calif. L 80-90
 1/4 vs Biola Pasadena, Calif. L 69-81
 1/9 Western State Phoenix, Ariz. W 100-90
 1/12 at Northern Arizona Flagstaff, Ariz. W 84-78
 1/15 College of Santa Fe Phoenix, Ariz. L 77-82
 1/22 at California Baptist Riverside, Calif. W 85-78
 1/23 at Cal Lutheran Thousand Oaks, Calif. L 67-91
 1/25 at CSU Dominguez Hills Carson, Calif. L 72-74
 1/30 Adams State Phoenix, Ariz. L 81-88
 2/5 at College of Santa Fe Santa Fe, N.M. L 72-78
 2/6 at College of Artesia Artesia, N.M. L 85-89
 2/12 at California Western San Diego, Calif. L 67-84
 2/13 at Pasadena San Diego, Calif. L 78-95
 2/15 College of Artesia Phoenix, Ariz. W 8-074
 2/16 College of Artesia Phoenix, Ariz. W 93-70
 2/22 Fort Lewis Phoenix, Ariz. L 69-82

1971-72 | 15-12

Conference none
 Coach Ben Lindsey

12/3 Southern Utah St. Phoenix, Ariz. W 73-71
 12/4 California Baptist Phoenix, Ariz. W 71-69
 12/10 at College of Santa Fe Santa Fe, N.M. W 84-64
 12/11 at Fort Lewis Durango, Colo. W 71-60
 12/17 U.S. International Phoenix, Ariz. W 60-59
 12/18 Western N.M. Phoenix, Ariz. W 78-71
 12/20 Fort Lewis Phoenix, Ariz. W 48-45
 12/21 Fort Hays State Phoenix, Ariz. W 75-64
 1/3 at Northern Arizona Flagstaff, Ariz. L 56-73
 1/6 vs Azusa Pacific Pasadena, Calif. L 81-97
 1/7 vs Southern California Pasadena, Calif. W 78-70
 1/8 vs Northwest Nazarene Pasadena, Calif. W 83-70
 1/14 College of Santa Fe Phoenix, Ariz. W 82-78
 1/15 Cal Lutheran Phoenix, Ariz. W 69-67
 1/17 at Southern Utah St. Cedar City, Utah L 61-82
 1/21 Pasadena Phoenix, Ariz. L 46-56
 1/22 N.M. Highlands Phoenix, Ariz. W 80-75
 1/28 at California Baptist Riverside, Calif. L 69-73
 1/29 at Cal Lutheran Thousand Oaks, Calif. L 83-86
 2/4 at Eastern N.M. Portales, N.M. L 69-79
 2/5 at N.M. Highlands Las Vegas, N.M. L 85-88
 2/10 at La Verne La Verne, Calif. W 94-55
 2/19 Eastern N.M. Phoenix, Ariz. W 46-45
 2/21 Fort Lewis Phoenix, Ariz. L 66-73
 2/25 at Biola La Mirada, Calif. L 65-71
 2/29 at Western N.M. Silver City, N.M. L 73-87
 3/3 vs Regis College* L 63-95

* NAIA District VII Tournament

1972-73 | 19-10

Conference none
 Coach Ben Lindsey

11/28 at Northern Arizona Flagstaff, Ariz. L 60-64
 12/4 Southern Utah St. Phoenix, Ariz. W 97-77
 12/8 at College of Santa Fe Santa Fe, N.M. W 73-64
 12/9 at Fort Lewis Durango, Colo. W 82-65
 12/15 Western N.M. Phoenix, Ariz. W 83-77
 12/16 California Baptist Phoenix, Ariz. W 91-80
 12/18 Claremont-Mudd Phoenix, Ariz. W 58-51
 12/19 California Baptist Phoenix, Ariz. L 64-69
 1/4 Cal Lutheran Phoenix, Ariz. W 73-65
 1/8 N.M. Highlands Phoenix, Ariz. W 92-78
 1/12 College of Santa Fe Phoenix, Ariz. W 86-51
 1/15 at Southern Utah St. Cedar City, Utah L 54-63
 1/18 at California Baptist Riverside, Calif. L 67-77
 1/19 at Pasadena San Diego, Calif. L 65-70
 1/20 at Los Angeles Baptist Los Angeles, Calif. W 72-57
 1/23 at Northern Arizona Flagstaff, Ariz. W 72-62
 1/27 at Biola La Mirada, Calif. L 49-57
 1/29 Southern California Phoenix, Ariz. W 73-55
 2/2 at N.M. Highlands Las Vegas, N.M. W 94-67
 2/3 at Eastern N.M. Portales, N.M. L 58-59
 2/12 Fort Lewis Phoenix, Ariz. W 72-50
 2/13 at Western N.M. Silver City, N.M. W 58-54
 2/17 Eastern N.M. Phoenix, Ariz. W 66-55
 2/22 at San Diego San Diego, Calif. L 71-92
 2/23 at Southern California Costa Mesa, Calif. L 58-62
 2/24 at Cal Lutheran Thousand Oaks, Calif. W 88-58
 3/5 vs N.M. Highlands* W 91-61
 3/6 vs Westminster* W 79-64
 3/13 vs Winona State^ L 64-70

* NAIA District VII Tournament

^ NAIA National Tournament

1973-74 | 28-2

Conference none
 Coach Ben Lindsey

11/30 Point Loma Phoenix, Ariz. W 74-64
 12/4 at Western N.M. Silver City, N.M. W 69-54
 12/8 at California Baptist Riverside, Calif. W 88-66
 12/10 at Southern Utah St. Cedar City, Utah W 59-56
 12/14 at Adams State Alamosa, Colo. W 99-85
 12/15 at Fort Lewis Durango, Colo. W 85-65
 12/20 College of Idaho Phoenix, Ariz. W 75-59
 12/21 Cal State-Sonoma Phoenix, Ariz. W 67-61
 1/4 Southern Utah St. Phoenix, Ariz. W 84-74
 1/5 N.M. Highlands Phoenix, Ariz. W 81-69
 1/8 Western N.M. Phoenix, Ariz. W 71-51
 1/10 at California Baptist Riverside, Calif. W 75-56
 1/11 at Chapman Orange, Calif. W 77-73
 1/12 at Cal Lutheran Thousand Oaks, Calif. W 80-66
 1/15 San Diego Phoenix, Ariz. W 79-61
 1/18 College of Santa Fe Phoenix, Ariz. W 73-63
 1/19 Fort Lewis Phoenix, Ariz. W 74-53
 1/26 CSU Dominguez Hills Phoenix, Ariz. W 80-58
 1/31 at College of Santa Fe Santa Fe, N.M. W 53-42
 2/1 at N.M. Highlands Las Vegas, N.M. W 94-63
 2/2 at Eastern N.M. Portales, N.M. W 66-47
 2/8 Los Angeles Baptist Phoenix, Ariz. W 75-52
 2/9 Adams State Phoenix, Ariz. W 82-68
 2/16 Eastern N.M. Phoenix, Ariz. W 57-48
 2/22 at Point Loma San Diego, Calif. W 80-58
 2/23 at San Diego San Diego, Calif. L 68-80
 3/4 vs Western N.M.* W 79-60
 3/5 vs Southern Utah St.* W 62-48
 3/11 vs Virginia State^ W 69-65
 3/13 vs Indiana Penn^ L 65-66

* NAIA District VII Tournament

^ NAIA National Tournament

1974-75 | 28-3

Conference none
 Coach Ben Lindsey

11/29 Southern Utah St. Phoenix, Ariz. W 67-57
 11/30 UC Riverside Phoenix, Ariz. L 55-64
 12/4 at College of Santa Fe Santa Fe, N.M. W 52-51
 12/10 at Western N.M. Silver City, N.M. W 62-61
 12/13 Point Loma Phoenix, Ariz. W 68-57
 12/14 California Baptist Phoenix, Ariz. W 86-73
 12/17 Greenville College Phoenix, Ariz. W 81-59
 12/19 Kansas City Phoenix, Ariz. W 80-58
 12/20 Occidental Phoenix, Ariz. W 70-67
 1/4 at Southern Utah St. Cedar City, Utah W 83-77
 1/7 Western N.M. Phoenix, Ariz. W 89-83
 1/11 Chapman Phoenix, Ariz. W 91-63
 1/14 Northern Arizona Phoenix, Ariz. W 84-74
 1/16 at UC Irvine Irvine, Calif. W 70-63
 1/17 at California Baptist Riverside, Calif. W Forfeit
 1/18 at Westmont Santa Barbara, Calif. W 85-50
 1/24 College of Santa Fe Phoenix, Ariz. W 88-64
 1/25 Cal Lutheran Phoenix, Ariz. W 88-75
 1/28 at Northern Arizona Flagstaff, Ariz. L 73-87
 1/31 at N.M. Highlands Las Vegas, N.M. L 72-73
 2/1 at Eastern N.M. Portales, N.M. W 72-46
 2/6 San Diego Phoenix, Ariz. W 72-47
 2/11 N.M. Highlands Phoenix, Ariz. W 114-67
 2/21 at San Diego San Diego, Calif. W 68-65
 2/22 at Point Loma San Diego, Calif. W 64-63
 3/3 Southern Utah St.* Phoenix, Ariz. W 83-74
 3/4 N.M. Highlands* Phoenix, Ariz. W 102-81
 3/11 vs Willamette^ Kansas City, Mo. W 83-60
 3/12 vs Illinois Wesleyan^ Kansas City, Mo. W 66-63
 3/13 vs Wisconsin-Parkside^ Kansas City, Mo. W 70-54
 3/14 vs Alcorn State^ Kansas City, Mo. W 88-68
 3/15 vs Midwestern^ Kansas City, Mo. W 65-54

* NAIA District VII Tourn. ^ NAIA National Tourn.

1975-76 | 26-4

Conference none
 Coach Ben Lindsey

11/27 Eastern N.M. Phoenix, Ariz. W 69-57
 11/29 Biola Phoenix, Ariz. W 76-65
 12/2 Whittier Phoenix, Ariz. W 87-67
 12/5 at College of Santa Fe Santa Fe, N.M. W 58-43
 12/6 at Fort Lewis Durango, Colo. W 47-43
 12/9 at Southern Utah St. Cedar City, Utah W 89-88
 12/12 California Baptist Phoenix, Ariz. W 96-83
 12/13 Western N.M. Phoenix, Ariz. W 53-48
 12/19 Western State Phoenix, Ariz. W 79-47
 12/20 Mesa College Phoenix, Ariz. W 77-61
 1/6 at N.M. Highlands Las Vegas, N.M. W 86-83
 1/7 at Eastern N.M. Portales, N.M. L 65-70
 1/10 UC Irvine Phoenix, Ariz. W 83-70
 1/13 Northern Arizona Phoenix, Ariz. W 78-72
 1/16 at California Baptist Riverside, Calif. L 80-85
 1/17 at UC Riverside Riverside, Calif. W 78-76
 1/20 at Western N.M. Silver City, N.M. W 61-47
 1/23 College of Santa Fe Phoenix, Ariz. W 63-43
 1/24 San Diego Phoenix, Ariz. W 82-68
 1/30 N.M. Highlands Phoenix, Ariz. W 98-86
 2/7 at Southern California Costa Mesa, Calif. W 59-45
 2/10 at Northern Arizona Flagstaff, Ariz. L 63-83
 2/14 Point Loma Phoenix, Ariz. W 71-60
 2/19 at Point Loma San Diego, Calif. W 64-58
 2/20 at San Diego San Diego, Calif. W 49-47
 2/28 Southern Utah St. Phoenix, Ariz. W 72-65
 3/2 vs Westminster* Grand Junction, Colo. W 74-57
 3/3 vs Southern Utah St.* Grand Junction, Colo. W 49-47
 3/9 vs Central State^ Kansas City, Mo. W 57-52
 3/10 vs Newberry^ Kansas City, Mo. L 58-65

* NAIA District VII Tourn. ^ NAIA National Tourn.

1976-77 | 20-9

Conference none
 Coach Ben Lindsey

11/29 Fort Lewis Phoenix, Ariz. W 76-48
 12/2 Champain Phoenix, Ariz. W 81-69
 12/4 College of Santa Fe Phoenix, Ariz. W 101-76
 12/6 at Southern Utah St. Cedar City, Utah L 66-68
 12/11 at Eastern N.M. Portales, N.M. W 78-61
 12/13 at Western N.M. Silver City, N.M. W 74-71
 12/17 Fort Hays State Phoenix, Ariz. W 85-72
 12/18 Southern Utah St. Phoenix, Ariz. W 76-69
 12/28 vs Seattle Pacific Grand Junction, Colo. W 82-74
 12/29 vs Mesa College Grand Junction, Colo. L 75-90
 1/6 at San Diego San Diego, Calif. W 78-57
 1/7 at Point Loma San Diego, Calif. W 57-55
 1/8 at Biola La Mirada, Calif. L 65-69
 1/11 Southern California Phoenix, Ariz. W 77-60
 1/14 San Diego Phoenix, Ariz. W 71-60
 1/18 at Northern Arizona Flagstaff, Ariz. L 64-78
 1/22 Westmont Phoenix, Ariz. W 80-71
 1/25 Western N.M. Phoenix, Ariz. W 79-64
 1/28 Eastern N.M. Phoenix, Ariz. W 74-73
 2/3 at Point Loma San Diego, Calif. L 64-73
 2/4 at Chapman Orange, Calif. L 53-79
 2/5 at Ambassador Pasadena, Calif. W 73-65
 2/7 Northern Arizona Phoenix, Ariz. W 65-61
 2/10 at California Baptist Riverside, Calif. W 69-68
 2/11 at San Diego San Diego, Calif. L 76-81
 2/12 at Biola La Mirada, Calif. L 70-76
 2/19 Ambassador Phoenix, Ariz. W 59-57
 2/25 at College of Santa Fe Santa Fe, N.M. W 88-51
 3/2 Southern Utah St.* Phoenix, Ariz. L 64-66

* NAIA District VII Tournament

1977-78 | 29-3

Conference none
 Coach Ben Lindsey

12/2 at UC Riverside Riverside, Calif. W 95-69
 12/7 at Northern Arizona Flagstaff, Ariz. W 81-72
 12/9 Kansas City Phoenix, Ariz. W 75-70
 12/10 California Baptist Phoenix, Ariz. W 109-70
 12/16 at Biola La Mirada, Calif. W 64-54
 12/17 at Ambassador Pasadena, Calif. W 86-59
 12/22 Wheaton Phoenix, Ariz. W 98-80
 12/23 Wayland Baptist Phoenix, Ariz. W 84-74
 1/6 at Arizona Tucson, Ariz. L 66-78
 1/10 at Southern Utah St. Cedar City, Utah W 73-71
 1/14 Point Loma Phoenix, Ariz. W 78-69
 1/17 Northern Arizona Phoenix, Ariz. W 96-83
 1/21 San Diego Phoenix, Ariz. W 80-69
 1/24 N.M. Highlands Phoenix, Ariz. W 95-83
 1/27 Biola Phoenix, Ariz. W 74-63
 1/28 Western N.M. Phoenix, Ariz. W 75-72
 2/2 at Occidental Los Angeles, Calif. W 76-60
 2/3 at San Diego San Diego, Calif. L 71-91
 2/11 Eastern N.M. Phoenix, Ariz. W 86-81
 2/16 at N.M. Highlands Las Vegas, N.M. W 94-78
 2/17 at College of Santa Fe Santa Fe, N.M. W 77-74
 2/18 at Eastern N.M. Silver City, N.M. L 59-63
 2/24 College of Santa Fe Phoenix, Ariz. W 92-71
 2/28 Western N.M. Phoenix, Ariz. W 80-65
 3/2 Southern Utah St. Phoenix, Ariz. W 87-64
 3/4 Southern Utah St.* Phoenix, Ariz. W 82-73
 3/7 Mesa College* Phoenix, Ariz. W 86-82
 3/13 vs Cumberland College^ Kansas City, Mo. W 70-64
 3/15 vs Hawaii-Hilo^ Kansas City, Mo. W 83-67
 3/16 vs Central State^ Kansas City, Mo. W 88-82
 3/17 vs East Texas St.^ Kansas City, Mo. W 74-69



3/18 vs Kearney State^ Kansas City, Mo. W 79-75

* NAIA District VII Tourn. ^ NAIA National Tourn.

1978-79 | 24-4

Conference none
Coach Ben Lindsey

- 11/28 College of St. Thomas Phoenix, Ariz. W 58-55
12/1 vs Bethany Nazarene Springfield, Mo. W 88-68
12/2 vs Tabor College Springfield, Mo. W 85-65
12/2 vs SW Missouri St. Springfield, Mo. L 69-75
12/13 at Arizona Tucson, Ariz. L 78-90
12/15 Southern California Phoenix, Ariz. W 89-84
12/16 Western N.M. Phoenix, Ariz. W 65-59
12/29 Westminster Phoenix, Ariz. W 90-74
12/30 Augustana Phoenix, Ariz. L 77-78
1/4 Wisconsin-Stevens Phoenix, Ariz. W 86-84
1/12 at U.S. Int'l San Diego, Calif. W 86-68
1/13 at California Baptist Riverside, Calif. W 77-76
1/20 Biola Phoenix, Ariz. W 54-49
1/25 at Southern California Costa Mesa, Calif. W 76-71
1/27 at Point Loma San Diego, Calif. W 86-71
1/30 N.M. Highlands Phoenix, Ariz. W 84-66
2/2 College of Santa Fe Phoenix, Ariz. W 109-73
2/3 California Baptist Phoenix, Ariz. W 79-69
2/6 at N.M. Highlands Las Vegas, N.M. W 84-66
2/10 Occidental Phoenix, Ariz. W 65-47
2/17 Eastern N.M. Phoenix, Ariz. W 91-70
2/23 at College of Santa Fe Santa Fe, N.M. W 63-58
2/24 at Eastern N.M. Portales, N.M. W 91-70
2/27 at Western N.M. Silver City, N.M. W 63-60
3/3 Fort Lewis* Phoenix, Ariz. W 74-73
3/6 Southern Utah St.* Phoenix, Ariz. W 86-72
3/12 vs Marymount^ Kansas City, Mo. L 74-79

* NAIA District VII Tournament
^ NAIA National Tournament

1979-80 | 25-5

Conference none
Coach Ben Lindsey

- 11/27 Southern Utah St. Phoenix, Ariz. W 57-52
11/30 at Biola La Miranda, Calif. W 57-51
12/1 at CSU Dominguez Hills Carson, Calif. W 67-64
12/4 at Western N.M. Silver City, N.M. W 62-49
12/7 College of St. Thomas Phoenix, Ariz. W 94-64
12/8 at Arizona Tucson, Ariz. L 60-69
12/11 at New Mexico Albuquerque, N.M. L 68-78
12/15 California Baptist Phoenix, Ariz. W 75-62
12/21 Occidental Phoenix, Ariz. W 73-53
12/22 Western Montana Phoenix, Ariz. W 62-49
12/28 St. Xavier Phoenix, Ariz. W 89-76
1/5 CSU Dominguez Hills Phoenix, Ariz. W 80-69
1/12 U.S. International Phoenix, Ariz. W 69-67
1/16 at College of Santa Fe Santa Fe, N.M. W 67-56
1/19 Eastern N.M. Phoenix, Ariz. W 74-59
1/22 at Arizona State Tempe, Ariz. L 68-80
1/31 at Eastern N.M. Portales, N.M. W 96-78
2/2 at California Baptist Riverside, Calif. W 27-26
2/4 at Azusa Pacific Azusa, Calif. L 50-57
2/5 at Southern California Costa Mesa, Calif. W 119-98
2/9 Point Loma Phoenix, Ariz. W 81-79
2/12 at Southern Utah St. Cedar City, Utah W 84-69
2/16 College of Santa Fe Phoenix, Ariz. W 103-62
2/22 at Cal Lutheran Thousand Oaks, Calif. W 79-66
2/23 at San Diego State San Diego, Calif. W 86-68
2/26 Western N.M. Phoenix, Ariz. W 77-70
3/1 vs Colorado Mines* Glendale, Ariz. W 59-57
3/4 vs Regis College* Silver City, N.M. W 49-45
3/5 at Western N.M.* Silver, City N.M. W 68-55
3/11 Clarion State^ Kansas City, Mo. L 75-83

* NAIA District VII Tournament
^ NAIA National Tournament

1980-81 | 16-13

Conference none
Coach Ben Lindsey

- 11/26 College of St. Thomas Phoenix, Ariz. W 77-66
11/28 at San Francisco San Francisco, Calif. L 63-78
12/1 Azusa Pacific Phoenix, Ariz. W 65-58
12/2 Western N.M. Phoenix, Ariz. L 58-76
12/4 Eastern N.M. Phoenix, Ariz. W 79-67
12/6 CSU Dominguez Hills Phoenix, Ariz. L 38-43
12/9 at Southern Utah St. Cedar City, Utah L 78-88
12/10 at Weber State Ogden, Utah L 57-72
12/13 UC Riverside Phoenix, Ariz. W 56-54
12/19 Fresno Pacific Phoenix, Ariz. W 67-56
12/20 CSU Stanislaus Phoenix, Ariz. W 71-59
12/30 at Arizona Tucson, Ariz. L 60-74
1/6 California Baptist Phoenix, Ariz. W 76-65
1/9 vs Concordia Santa Barbara, Calif. W 90-61
1/10 at Westmont Santa Barbara, Calif. W 43-38
1/13 at Biola La Miranda, Calif. L 53-64
1/17 Cal Lutheran Phoenix, Ariz. W 90-46
1/22 at College of Santa Fe Santa Fe, N.M. L 54-58
1/31 Southern Utah St. Phoenix, Ariz. W 70-67
2/3 at Western N.M. Silver City, N.M. L 30-39
2/6 at Eastern N.M. Portales, N.M. W 76-66
2/9 Cameron Phoenix, Ariz. L 56-74
2/12 at California Baptist Riverside, Calif. W 40-37
2/14 at Point Loma San Diego, Calif. W 77-58
2/17 at Cameron Lawton, Okla. L 67-79
2/21 College of Santa Fe Phoenix, Ariz. W 66-53
2/24 at CSU Dominguez Hills Carson, Calif. L 55-59
2/28 at Southern Colorado* Pueblo, Colo. W 59-55
3/3 at Western N.M.* Silver City, N.M. L 52-76

* NAIA District VII Tournament

1981-82 | 17-11

Conference none
Coach Jay Arnote

- 11/27 vs N.M. Highlands Grand Junction, Colo. W 86-69
11/28 at Mesa College Grand Junction, Colo. L 59-61
11/30 at Southern Utah St. Cedar City, Utah L 59-66
12/4 College of St. Thomas Phoenix, Ariz. L 55-60
12/5 CSU Dominguez Hills Phoenix, Ariz. W 54-52
12/8 Western N.M. Phoenix, Ariz. W 66-57
12/11 Mesa College Phoenix, Ariz. W 61-49
12/18 Point Loma Phoenix, Ariz. W 67-59
12/19 William Jewell Phoenix, Ariz. W 74-64
1/2 at Cal Poly Pomona Pomona, Calif. L 58-60
1/4 at UC Riverside Riverside, Calif. W 72-70
1/8 Los Angeles Baptist Phoenix, Ariz. W 74-54
1/9 California Baptist Phoenix, Ariz. W 79-39
1/16 Westmont Phoenix, Ariz. L 74-78
1/18 at Eastern N.M. Portales, N.M. L 67-71
1/20 at N.M. Highlands Las Vegas, N.M. W 70-64
1/21 at College of Santa Fe Santa Fe, N.M. L 66-72
1/25 at CSU Dominguez Hills Carson, Calif. L 59-61
1/29 Occidental Phoenix, Ariz. W 98-55
1/30 Southern Utah St. Phoenix, Ariz. W 82-64
2/6 N.M. Highlands Phoenix, Ariz. W 101-80
2/8 at Western N.M. Silver City, N.M. L 49-74
2/12 Eastern N.M. Phoenix, Ariz. W 79-67
2/18 at California Baptist Riverside, Calif. W 80-40
2/20 at Los Angeles Baptist Los Angeles, Calif. W 61-59
2/23 College of Santa Fe Phoenix, Ariz. W 64-61
2/27 at Western N.M.* Silver City, N.M. L 45-48

* NAIA District VII Tournament

1982-83 | 23-8

Conference none
Coach Jay Arnote

- 11/20 CSU Dominguez Hills Phoenix, Ariz. W 60-56
11/26 Fort Lewis Phoenix, Ariz. W 58-56
11/30 Florida International Phoenix, Ariz. W 58-55
12/3 College of St. Thomas Phoenix, Ariz. W 56-55
12/9 vs Eastern N.M. Silver City, N.M. W 87-80
12/10 vs Colorado Mines Silver City, N.M. W 62-61
12/11 at Western N.M. Silver City, N.M. W 60-52
12/14 Rockmont College Phoenix, Ariz. W 86-50
12/17 CSU Los Angeles Phoenix, Ariz. W 79-67
12/18 UC Riverside Phoenix, Ariz. W 67-54
12/29 vs CSU Dominguez Hills Cedar City, Utah L 54-55
12/30 vs Southern California Cedar City, Utah W 94-86
1/4 at New Mexico Albuquerque, N.M. L 51-76
1/7 Los Angeles Baptist Phoenix, Ariz. W 93-48
1/8 Cal Poly Pomona Phoenix, Ariz. W 79-53
1/10 at Northern Arizona Flagstaff, Ariz. L 47-62
1/14 at Point Loma San Diego, Calif. W 55-41
1/15 at California Baptist Riverside, Calif. W 76-47
1/18 Southern Utah St. Phoenix, Ariz. W 76-56
1/22 California Baptist Phoenix, Ariz. W 61-43
1/29 at Westmont Santa Barbara, Calif. L 59-78
1/31 at CSU Dominguez Hills Carson, Calif. L 57-78
2/5 Eastern N.M. Phoenix, Ariz. W 85-72
2/8 Western N.M. Phoenix, Ariz. W 65-47
2/12 at Biola La Miranda, Calif. W 91-63
2/17 at Eastern N.M. Portales, N.M. W 91-88
2/19 at College of Santa Fe Santa Fe, N.M. L 75-90
2/26 at Occidental Los Angeles, Calif. W 85-78
3/1 College of Santa Fe Phoenix, Ariz. L 69-73
3/5 vs Mesa College* Glendale, Ariz. W 63-59
3/8 vs Southern Colorado* Glendale, Ariz. L 65-67

* NAIA District VII Tournament

1983-84 | 21-9

Conference none
Coach John Shumate

- 11/18 vs CSU Northridge Los Angeles, Calif. L 49-66
11/19 vs Los Angeles Baptist Los Angeles, Calif. W 81-54
11/22 College of St. Thomas Phoenix, Ariz. W 74-69
11/25 at Western State Gunnison, Colo. W 59-52
11/26 at Adams State Alamosa, Colo. L 65-76
11/28 at Fort Lewis Durango, Colo. W 68-64
12/2 William Jewell Phoenix, Ariz. L 52-53
12/10 at Southern Utah St. Cedar City, Utah W 80-76
12/16 Western Montana Phoenix, Ariz. W 57-48
12/17 CSU Los Angeles Phoenix, Ariz. W 74-65
12/19 at Northern Mont. Harve, Mont. W 63-53
12/28 vs Cal Lutheran Turlock, Calif. W 65-56
12/29 vs Point Loma Turlock, Calif. W 66-49
12/30 vs Lewis & Clark Turlock, Calif. W 79-57
1/3 Los Angeles Baptist Phoenix, Ariz. W 70-56
1/6 vs Champan San Diego, Calif. L 74-78
1/7 vs Pomona Pitzer San Diego, Calif. W 66-57
1/10 at New Mexico St. Las Cruces, N.M. L 60-75
1/14 California Baptist Phoenix, Ariz. W 56-46
1/21 College of Santa Fe Phoenix, Ariz. W 65-64
1/28 Westmont Phoenix, Ariz. W 47-46
1/30 Southern Utah St. Phoenix, Ariz. W 43-41
2/3 at U.S. Int'l San Diego, Calif. W 72-68
2/4 CSU Dominguez Hills Phoenix, Ariz. W 59-49
2/11 at College of Santa Fe Santa Fe, N.M. L 73-81
2/13 at Eastern N.M. Portales, N.M. L 62-78
2/18 at California Baptist Riverside, Calif. W 62-52

- 2/25 Eastern N.M. Phoenix, Ariz. W 63-61
2/28 at Northern Arizona Flagstaff, Ariz. L 57-63
3/2 vs Western N.M.* Phoenix, Ariz. L 54-66

* NAIA District VII Tournament

1984-85 | 18-16

Conference none
Coach John Shumate

- 11/3 at Wayland Baptist Plainview, Texas L 67-85
11/5 at Lubbock Christian Lubbock, Texas W 51-50
11/16 at Sul Ross State Alpine, Texas W 87-59
11/17 vs Concordia Lutheran Alpine, Texas W 95-72
11/17 vs Texas College Alpine, Texas W 116-91
11/18 at Southern Utah St. Cedar City, Utah W 71-70
11/27 College of St. Thomas Phoenix, Ariz. W 75-62
12/1 Southern California Phoenix, Ariz. L 69-72
12/4 at Northern Arizona Flagstaff, Ariz. L 44-60
12/6 Southern Utah St. Phoenix, Ariz. W 74-68
12/8 at CSU Northridge Northridge, Calif. L 67-68
12/13 Point Loma Phoenix, Ariz. L 70-72
12/14 CSU Dominguez Hills Phoenix, Ariz. L 58-83
12/18 vs College of Santa Fe Bakersfield, Calif. W 76-65
12/19 at CSU Bakersfield Bakersfield, Calif. L 64-80
12/22 Western State Phoenix, Ariz. W 66-65
12/28 vs Abilene Christian Grand Junction, Colo. W 80-64
12/29 at Mesa College Grand Junction, Colo. W 74-73
1/2 Los Angeles Baptist Phoenix, Ariz. W 79-57
1/4 vs UC Riverside La Jolla, Calif. L 59-66
1/5 vs Occidental La Jolla, Calif. W 77-59
1/7 Lubbock Christian Phoenix, Ariz. W 74-48
1/12 at Westmont Santa Barbara, Calif. L 73-89
1/19 College of Santa Fe Phoenix, Ariz. W 68-51
1/29 at CSU Dominguez Hills Carson, Calif. L 66-70
1/31 at CSU Los Angeles Los Angeles, Calif. L 74-83
2/2 at Point Loma San Diego, Calif. L 68-77
2/6 at N.M. Highlands Las Vegas, N.M. L 65-70
2/7 at College of Santa Fe Santa Fe, N.M. L 74-79
2/9 at Western N.M. Silver City, N.M. L 63-75
2/19 Southwestern College Phoenix, Ariz. W Forfeit
2/25 Fort Lewis Phoenix, Ariz. W 69-51
3/4 vs Southern Utah St.* Grand Junction, Colo. W 73-64
3/6 at Mesa College* Grand Junction, Colo. L 78-95

* NAIA District VII Tournament

1985-86 | 18-9

Conference none
Coach John Shumate

- 11/16 The Master's Phoenix, Ariz. W 88-73
11/18 at Lubbock Christian Lubbock, Texas L 75-79
11/19 at Wayland Baptist Plainview, Texas L 88-94
11/23 at CSU Dominguez Hills Carson, Calif. L 83-85
11/26 College of St. Thomas Phoenix, Ariz. W 89-59
12/2 at Southern Utah St. Cedar City, Utah L 73-75
12/5 Southern Utah St. Phoenix, Ariz. W 77-65
12/7 N.M. Highlands Phoenix, Ariz. W 112-87
12/12 Northern Montana Phoenix, Ariz. W 101-71
12/13 Western N.M. Phoenix, Ariz. W 91-57
12/14 Mesa College Phoenix, Ariz. W 93-84
12/18 CSU Los Angeles Phoenix, Ariz. L 89-91
12/23 CSU Dominguez Hills Phoenix, Ariz. W 71-44
12/28 Texas Lutheran Grand Junction, Colo. W 134-129
12/29 at Mesa College Grand Junction, Colo. W 102-101
12/30 vs Sul Ross State Grand Junction, Colo. W 88-60
1/4 Hawaii-Hilo Phoenix, Ariz. W 89-74
1/7 Concordia (Neb.) Phoenix, Ariz. W 101-89
1/10 vs Pomona-Pitzer W 90-66
1/11 vs College of Notre Dame W 90-68
1/14 at CSU Los Angeles Los Angeles, Calif. L 71-103
1/17 Wassuk Phoenix, Ariz. W 142-64
1/20 Westmont Phoenix, Ariz. L 75-77

OUTLOOK

REVIEW

MEET THE LOPES

THIS IS GCU

HISTORY



HISTORY | GAME-BY-GAME

OUTLOOK

REVIEW

MEET THE LOPES

THIS IS GCU

HISTORY

2/4	at College of Santa Fe	Santa Fe, N.M.	L 86-92
2/5	at N.M. Highlands	Las Vegas, N.M.	W 70-65
2/17	at Western N.M.	Silver City, N.M.	L 77-79
2/22	College of Santa Fe	Phoenix, Ariz.	W 102-88

1986-87 | 26-12

Conference	none		
Coach	Paul Westphal		
11/15	The Master's	Phoenix, Ariz.	W 101-86
11/21	at Lubbock Christian	Lubbock, Texas	W 99-95
11/22	at Wayland Baptist	Plainview, Texas	L 81-106
11/25	at Point Loma	San Diego, Calif.	L 64-70
11/26	at CSU Dominguez Hills	Carson, Calif.	L 60-74
11/29	at Fort Hays State	Hays, Kan.	L 67-90
12/1	at Kansas State	Manhattan, Kan.	L 57-93
12/3	College of St. Thomas	Phoenix, Ariz.	W 76-64
12/5	vs Doane College	Pubelo, Colo.	W 81-78
12/6	at Southern Colo.	Pubelo, Colo.	L 70-71
12/11	Texas Wesleyan	Phoenix, Ariz.	W 101-88
12/12	Mesa College	Phoenix, Ariz.	W 76-60
12/13	Southern Colorado	Phoenix, Ariz.	W 61-57
12/19	Occidental	Phoenix, Ariz.	W 114-82
12/20	Fort Lewis	Phoenix, Ariz.	L 82-98
12/22	Millikin	Phoenix, Ariz.	W 84-76
12/28	vs North Central	Grand Junction, Colo.	W 96-84
12/29	at Mesa College	Grand Junction, Colo.	W 97-71
12/30	vs Bethany	Grand Junction, Colo.	W 60-52
1/2	Olivet Nazarene	Phoenix, Ariz.	W 112-94
1/3	CSU Dominguez Hills	Phoenix, Ariz.	W 91-82
1/5	Lubbock Christian	Phoenix, Ariz.	W 71-60
1/6	Central Methodist	Phoenix, Ariz.	W 105-74
1/8	N.M. Highlands	Phoenix, Ariz.	W 89-74
1/10	at Westmont	Santa Barbara, Calif.	W 71-70
1/12	at The Master's	Santa Barbara, Calif.	W 97-84
1/17	at Christian Heritage	El Cajon, Calif.	W 94-74
1/19	at Fort Lewis	Durango, Colo.	L 73-96
1/24	Southern Utah St.	Phoenix, Ariz.	W 105-91
1/26	at N.M. Highlands	Las Vegas, N.M.	W 83-80
1/30	Wayland Baptist	Phoenix, Ariz.	W 86-72
2/3	Western N.M.	Phoenix, Ariz.	W 93-67
2/14	at Southern Utah St.	Cedar City, Utah	L 97-130
2/19	at Texas Wesleyan	Fort Worth, Texas	L 83-86
2/20	vs Dallas	Fort Worth, Texas	W 111-85
2/21	vs Langston	Fort Worth, Texas	L 81-84
3/3	at Fort Lewis*	Durango, Colo.	W 94-87
3/5	at Western State*	Gunnison, Colo.	L 69-74

*NAIA District VII Tournament

1987-88 | 37-6

Conference	none		
Coach	Paul Westphal		
11/20	at Southern Colo.	Pueblo, Colo.	W 96-77
11/21	at Fort Lewis	Durango, Colo.	W 93-83
11/24	at Chapman	Orange, Calif.	L 76-83
11/25	at CSU Dominguez Hills	Carson, Calif.	W 72-67
11/27	vs UC Santa Cruz	La Jolla, Calif.	W 105-70
11/28	at UC San Diego	La Jolla, Calif.	W 116-72
12/1	College of St. Thomas	Phoenix, Ariz.	W 110-67
12/4	Occidental	Phoenix, Ariz.	W 70-60
12/5	Point Loma Nazarene	Phoenix, Ariz.	W 121-79
12/7	Fort Lewis	Phoenix, Ariz.	W 95-91
12/12	at Northern Arizona	Flagstaff, Ariz.	L 81-84
12/19	Westmont	Phoenix, Ariz.	L 82-92
12/21	Western N.M.	Phoenix, Ariz.	W 105-78
12/22	North Park College	Phoenix, Ariz.	W 114-106
12/29	Northwestern College	Grand Junction, Colo.	W 73-64
12/30	at Mesa College	Grand Junction, Colo.	W 96-86
1/2	CSU Dominguez Hills	Phoenix, Ariz.	W 83-75
1/4	Mesa College	Phoenix, Ariz.	W 96-86
1/5	Southern Nazarene	Phoenix, Ariz.	W 84-81

1/8	Panhandle State	Silver City, N.M.	W 88-84
1/9	at Western N.M.	Silver City, N.M.	W 92-83
1/12	Nebraska Wesleyan	Phoenix, Ariz.	W 95-80
1/15	at The Master's	Santa Clarita, Calif.	W 89-67
1/16	at Christian Heritage	El Cajon, Calif.	W 95-83
1/19	at Southern Nazarene	Bethany, Okla.	W 97-95
1/21	at Drury	Springfield, Mo.	L 72-74
1/23	at Southern Utah St.	Cedar City, Utah	W 121-101
1/26	Southern Colorado	Phoenix, Ariz.	W 94-68
1/30	The Master's	Phoenix, Ariz.	W 115-61
2/4	at Western Wash.	Bellingham, Wash.	L 88-99
2/5	at Puget Sound	Tacoma, Wash.	L 85-102
2/6	at Seattle Pacific	Seattle, Wash.	W 90-86
2/13	Athletes in Action	Phoenix, Ariz.	L 86-100
2/15	Southern Utah St.	Phoenix, Ariz.	W 113-92
2/20	Christian Heritage	Phoenix, Ariz.	W 106-96
2/27	at Hawaii Pacific	Kaneohe, Hawaii	W 102-93
2/29	at BYU-Hawaii	Laie, Hawaii	W 93-87
3/8	vs Southern Colo.*		W 68-62
3/10	vs Colorado Mines*		W 113-79
3/17	vs Hastings College^		W 103-75
3/18	vs Fort Hays State^		W 101-95
3/19	vs College of Idaho^		W 99-96
3/21	vs Waynesburg^		W 108-106
3/22	vs Auburn-Montgomery^		W 88-86

*NAIA District VII Tournament

^NAIA National Tournament

1988-89 | 26-5

Conference	none		
Coach	Bill Westphal		
11/29	St. Thomas	Phoenix, Ariz.	W 86-64
12/2	vs St. Mary's (TX)	San Marcos, Texas	W 82-80
12/3	vs Oklahoma City	San Marcos, Texas	W 113-96
12/9	Colorado Christian	Phoenix, Ariz.	W 124-68
12/10	Emporia State	Phoenix, Ariz.	W 91-89
12/17	UC Riverside	Phoenix, Ariz.	W 91-90
12/20	Seattle Pacific	Phoenix, Ariz.	W 104-95
12/22	Cal Poly Pomona	Phoenix, Ariz.	W 119-93
12/30	Chapman	Phoenix, Ariz.	W 116-94
1/2	Wisconsin-Oshkosh	Phoenix, Ariz.	W 92-85
1/3	at Ottawa	Ottawa, Kan.	W 65-60
1/5	at CSU Dominguez Hills	Carson, Calif.	L 73-81
1/6	vs Southern California	Los Angeles, Calif.	W 96-78
1/7	at Occidental	Los Angeles, Calif.	W 88-80
1/9	at CSU San Bernardino	San Bernardino, Calif.	L 66-80
1/10	at UC Riverside	Riverside, Calif.	L 78-92
1/14	at West Coast Christian	Lancaster, Calif.	W 141-57
1/17	at San Francisco St.	San Francisco, Calif.	W 99-81
1/19	at Westmont	Santa Barbara, Calif.	W 81-77
1/20	at Biola	La Mirada, Calif.	L 87-88
1/27	Biola	Phoenix, Ariz.	W 103-85
1/28	The Master's	Phoenix, Ariz.	W 87-83
2/4	Christian Heritage	Phoenix, Ariz.	W 115-90
2/17	Langston	Phoenix, Ariz.	W 112-91
2/18	Drury	Phoenix, Ariz.	W 100-74
2/24	at The Master's	Santa Clarita, Calif.	W 76-75
2/25	at Christian Heritage	El Cajon, Calif.	W 117-72
3/4	Colorado Mines	Phoenix, Ariz.	W 109-82
3/6	vs Denver*		W 111-88
3/8	vs Mesa State*		W 115-95
3/15	vs Western Mont.^		L 65-79

*NAIA District VII Tournament

^NAIA National Tournament

1989-90 | 26-9

Conference	none		
Coach	Bill Westphal		
11/17	CSU Los Angeles	Fresno, Calif.	L 78-90
11/18	Mesa State	Fresno, Calif.	W 98-78
11/25	Mid American Nazarene	Phoenix, Ariz.	W 94-74
11/28	College of St. Thomas	Phoenix, Ariz.	L 47-67
12/1	vs Oklahoma City	Emporia, Kan.	W 102-97
12/2	at Emporia State	Emporia, Kan.	L 71-90
12/4	at Drury	Springfield, Mo.	L 64-65
12/8	Occidental	Phoenix, Ariz.	W 84-49
12/9	Fresno Pacific	Phoenix, Ariz.	W 61-59
12/16	at Western N.M.	Silver City, N.M.	L 64-72
12/19	CSU Dominguez Hills	Phoenix, Ariz.	W 107-78
12/22	Westmont	Phoenix, Ariz.	L 81-88
12/28	vs UC Riverside	Chico, Calif.	W 71-64
12/29	vs Sonoma State	Chico, Calif.	W 92-75
12/30	at Chico State	Chico, Calif.	W 93-95
1/3	at Cal Poly Pomona	Pomona, Calif.	W 83-74
1/6	East Stroudsburg	Honolulu, Hawaii	W 82-76
1/7	at Chaminade	Honolulu, Hawaii	W 76-58
1/13	Concordia (Neb.)	Phoenix, Ariz.	W 73-68
1/16	at Christian Heritage	El Cajon, Calif.	L 89-91
1/18	at The Master's	Santa Clarita, Calif.	W 76-75
1/26	Biola	Phoenix, Ariz.	W 65-60
1/27	California Baptist	Phoenix, Ariz.	W 93-61
1/30	Oral Roberts	Phoenix, Ariz.	L 93-97
2/3	at Point Loma	San Diego, Calif.	W 60-52
2/10	at Biola	La Mirada, Calif.	W 69-67
2/16	Christian Heritage	Phoenix, Ariz.	L 87-89
2/17	Langston	Phoenix, Ariz.	W 107-73
2/20	Rockhurst College	Phoenix, Ariz.	W 89-73
2/23	The Master's	Phoenix, Ariz.	W 108-71
3/3	vs Regis*		W 74-72
3/4	vs Mesa State*		W 121-95
3/5	vs Colorado Mines*		W 99-76
3/14	vs Briar Cliff^		W 73-66
3/15	vs USC-Spartanburg^		L 69-75

*NAIA District VII Tournament

^NAIA National Tournament

1990-91 | 19-11

Conference	none		
Coach	Leighton McCrary		
11/17	CSU Dominguez Hills	Phoenix, Ariz.	W 79-73
11/23	vs Southern California	Orange, Calif.	W 69-63
11/24	at Chapman	Orange, Calif.	L 69-77
11/27	St Thomas	Phoenix, Ariz.	W 76-70
12/1	Point Loma Nazarene	Phoenix, Ariz.	W 75-70
12/7	at West Texas State	Canyon, Texas	L 73-93
12/8	at Eastern N.M.	Portales, N.M.	W 60-59
12/15	at Westmont	Santa Barbara, Calif.	L 61-67
12/17	at CSU Dominguez Hills	Carson, Calif.	L 83-85
12/28	CSU Los Angeles	Phoenix, Ariz.	W 83-79
12/29	Biola	Phoenix, Ariz.	W 82-66
1/3	vs Pacific Lutheran	San Diego, Calif.	W 78-64
1/4	at Point Loma Nazarene	San Diego, Calif.	W 81-65
1/5	vs Catabwa College	San Diego, Calif.	W 66-64
1/10	at Oral Roberts	Tulsa, Okla.	L 79-88
1/12	Christian Heritage	Phoenix, Ariz.	W 87-70
1/17	Alaska Fairbanks	Phoenix, Ariz.	W 87-69
1/19	Alaska Anchorage	Phoenix, Ariz.	W 94-86
1/22	at Sacramento St.	Sacramento, Calif.	L 67-70
1/26	at Eastern Mont.	Billings, Mont.	L 60-79
1/31	at Seattle Pacific	Seattle, Wash.	L 55-80
2/2	Chaminade	Phoenix, Ariz.	W 85-84
2/4	Western N.M.	Phoenix, Ariz.	W 69-66
2/9	at Western N.M.	Silver City, N.M.	L 64-76
2/14	at Alaska Anchorage	Anchorage, Alaska	L 56-75
2/16	at Alaska Fairbanks	Fairbanks, Alaska	W 88-76
2/19	Sacramento State	Phoenix, Ariz.	W 76-64

2/23	Seattle Pacific	Phoenix, Ariz.	W 50-44
2/28	Eastern Montana	Phoenix, Ariz.	W 79-61
3/2	Western N.M.*	Phoenix, Ariz.	L 76-79

*NAIA District VII Tournament

1991-92 | 22-6

Conference	Pacific West		
Coach	Leighton McCrary		
11/23	Metropolitan State	Phoenix, Ariz.	W 81-74
11/26	at BYU-Hawaii	Laie, Hawaii	L 82-100
11/29	at Hawaii-Hilo	Hilo, Hawaii	W 87-82
11/30	Rider College	Phoenix, Ariz.	W 67-59
12/1	at Chaminade	Honolulu, Hawaii	W 100-76
12/3	at CSU Stanislaus	Turlock, Calif.	W 106-104
12/14	CSU Bakersfield	Phoenix, Ariz.	W 87-70
12/16	at Point Loma Nazarene	San Diego, Calif.	L 74-93
12/20	at Metropolitan St.	Denver, Colo.	L 91-107
12/21	Alaska Fairbanks	Phoenix, Ariz.	W 93-79
12/27	CSU Dominguez Hills	Phoenix, Ariz.	W 75-73
12/28	CSU Los Angeles	Phoenix, Ariz.	W 86-68
12/31	CSU Stanislaus	Phoenix, Ariz.	W 89-78
1/3	Missouri-Rolla	Phoenix, Ariz.	W 92-74
1/4	SIU-Edwardsville	Phoenix, Ariz.	W 95-86
1/16	Seattle Pacific	Phoenix, Ariz.	W 82-77
1/18	Chaminade	Phoenix, Ariz.	W 100-82
1/23	at Alaska Anchorage	Anchorage, Alaska	L 71-102
1/25	at Alaska Fairbanks	Fairbanks, Alaska	L 73-85
1/30	Eastern Montana	Phoenix, Ariz.	W 90-69
2/8	at Nebraska-Kearney	Kearney, Neb.	W 104-100
2/15	at Eastern Mont.	Billings, Mont.	W 96-79
2/20	Alaska Fairbanks	Phoenix, Ariz.	W 107-91
2/22	Alaska Anchorage	Phoenix, Ariz.	W 101-82
2/24	Nebraska-Kearney	Phoenix, Ariz.	W 131-104
2/29	Eastern Montana	Phoenix, Ariz.	W 96-79
3/13	vs UC Riverside^	Bakersfield, Calif.	L 61-74
3/14	vs Chico State^	Bakersfield, Calif.	W 88-87

^NCAA West Region Tournament

1992-93 | 20-11

Conference	Pacific West		
Coach	Leighton McCrary		
11/27	Bridgeport	Phoenix, Ariz.	W 110-98
11/28	Central Oklahoma	Phoenix, Ariz.	W 110-108
12/1	St. Thomas	Phoenix, Ariz.	W 73-71
12/4	Missouri-St. Louis	Phoenix, Ariz.	W 76-58
12/5	at Southern Indiana	Evansville, Ind.	L 74-90
12/8	at Southern Utah	Cedar City, Utah	W 76-74
12/12	at CSU Bakersfield	Bakersfield, Calif.	L 81-88
12/28	Emporia State	Phoenix, Ariz.	L 77-81
12/29	Humboldt State	Phoenix, Ariz.	W 90-70
12/30	Chapman	Phoenix, Ariz.	W 106-83
1/1	Winona State	Phoenix, Ariz.	W 124-98
1/2	UC Riverside	Phoenix, Ariz.	W 105-65
1/4	at Seattle Pacific*	Seattle, Wash.	L 75-77
1/16	at Hawaii-Hilo*	Hilo, Hawaii	W 74-73
1/18	at Chaminade*	Honolulu, Hawaii	L 94-102
1/21	Alaska Anchorage*	Phoenix, Ariz.	L 74-76
1/23	Alaska Fairbanks*	Phoenix, Ariz.	W 110-73
1/26	Pacific Christian	Phoenix, Ariz.	W 132-89
1/30	at Eastern Mont.*	Billings, Mont.	W 83-77
2/6	at West Texas St.	Canyon, Texas	L 70-79
2/11	Seattle Pacific*	Phoenix, Ariz.	W 107-102
2/13	Hawaii-Hilo*	Phoenix, Ariz.	L 82-84
2/15	Chaminade*	Phoenix, Ariz.	L 79-80
2/18	at Alaska Fairbanks*	Fairbanks, Alaska	W 101-97
2/20	at Alaska Anchorage*	Anchorage, Alaska	L 74-76
2/23	West Texas State	Phoenix, Ariz.	W 94-84
2/27	Eastern Montana*	Phoenix, Ariz.	W 94-61
3/5	vs Seattle Pacific^	Anchorage, Alaska	W 80-73



3/6 vs Alaska Anchorage^ Anchorage, Alaska L 78-86
 3/12 at CSU Bakersfield& Bakersfield, Calif. L 68-98
 3/13 vs CSU Chico& Bakersfield, Calif. W 103-98

* PacWest game
 ^ PacWest Tournament
 & NCAA West Region Tournament

1993-94 | 14-15

Conference Coach	Pacific West Leighton McCrary
11/26 CSU San Bernardino	Phoenix, Ariz. L 58-81
11/27 Southern Colorado	Phoenix, Ariz. W 93-73
11/30 BYU-Hawaii	Phoenix, Ariz. L 77-81
12/3 Western State	Pueblo, Colo. W 104-100
12/4 at Southern Colo.	Pueblo, Colo. L 86-95
12/16 Minnesota Duluth	Phoenix, Ariz. W 79-72
12/21 at CSU Dominguez Hills	Carson, Calif. L 56-74
12/22 at CSU San Bernardino	San Bernardino, Calif. L 78-80
12/27 South Dakota	Phoenix, Ariz. W 98-92
12/30 Drury	Phoenix, Ariz. W 85-81
12/31 Western State	Phoenix, Ariz. W 108-73
1/6 Chaminade*	Phoenix, Ariz. W 115-73
1/8 Hawaii-Hilo*	Phoenix, Ariz. W 92-86
1/14 at Alaska Anchorage*	Anchorage, Alaska L 75-100
1/15 at Alaska Fairbanks*	Fairbanks, Alaska L 87-102
1/18 Western N.M.	Phoenix, Ariz. L 68-92
1/22 at Eastern Mont.*	Billings, Mont. L 90-100
1/29 at Seattle Pacific*	Seattle, Wash. L 55-76
2/4 at Chaminade*	Honolulu, Hawaii L 89-101
2/5 at Hawaii-Hilo*	Hilo, Hawaii L 73-82
2/10 Alaska Fairbanks*	Phoenix, Ariz. W 98-89
2/12 Alaska Anchorage*	Phoenix, Ariz. L 80-78
2/15 at CSU Northridge	Northridge, Calif. L 84-95
2/19 Eastern Montana	Phoenix, Ariz. W 87-66
2/22 at Western N.M.	Silver City, N.M. L 69-86
2/26 Seattle Pacific*	Phoenix, Ariz. W 89-67
3/4 vs Seattle Pacific^	Anchorage, Alaska W 67-65
3/5 at Alaska Anchorage^	Anchorage, Alaska W 72-67
3/8 vs San Francisco St.&	Riverside, Calif. L 79-84

* PacWest game ^ PacWest Tournament
 & NCAA West Region Tournament

1994-95 | 17-11

Conference Coach	California Collegiate Leighton McCrary
11/18 Missouri-St. Louis	Phoenix, Ariz. W 74-69
11/19 Jacksonville State	Phoenix, Ariz. L 72-102
11/24 vs Southern Colo.	Billings, Mont. L 78-88
11/25 at MSU Billings	Billings, Mont. L 84-108
11/26 vs Colorado Christian	Billings, Mont. L 78-89
12/2 at Jacksonville State	Jacksonville, Fla. L 79-85
12/3 vs West Georgia	Jacksonville, Fla. W 79-75
12/10 La Verne	Phoenix, Ariz. W 93-75
12/14 at Southern Colo.	Pueblo, Colo. W 75-72
12/16 at Metro State	Denver, Colo. W 87-71
12/17 vs Missouri Western St.	Denver, Colo. L 84-118
1/7 Pacific Christian	Phoenix, Ariz. W 108-92
1/13 at CSU Los Angeles*	Los Angeles, Calif. W 72-71
1/14 at CSU Bakersfield*	Bakersfield, Calif. L 59-68
1/19 Cal Poly Pomona*	Phoenix, Ariz. W 84-66
1/21 CSU Dominguez Hills*	Phoenix, Ariz. W 86-74
1/26 CSU San Bernardino*	Phoenix, Ariz. L 81-89
1/28 UC Riverside*	Phoenix, Ariz. W 90-86
1/30 at CSU Northridge	Northridge, Calif. W 88-82
2/4 CSU Bakersfield*	Phoenix, Ariz. W 83-75
2/10 at Cal Poly Pomona*	Phoenix, Ariz. W 80-71
2/11 at CSU Dominguez Hills*	Carson, Calif. L 83-85
2/17 at CSU San Bernardino*	San Bernardino, Calif. L 90-108
2/18 at UC Riverside*	Riverside, Calif. L 69-76
2/25 CSU Los Angeles*	Phoenix, Ariz. W 77-75

3/3 vs CSU Bakersfield^ Riverside, Calif. W 86-78
 3/4 at UC Riverside^ Riverside, Calif. W 72-62
 3/7 vs UC Davis& Riverside, Calif. L 88-92

* CCAA game ^ CCAA Tournament
 & NCAA West Region

1995-96 | 23-6

Conference Coach	California Collegiate Leighton McCrary
11/17 Tarleton State	Phoenix, Ariz. W 89-71
11/18 North Dakota	Phoenix, Ariz. W 85-71
11/20 Colorado Christian	Phoenix, Ariz. W 106-68
11/24 Central Arkansas	Phoenix, Ariz. W 95-87
11/25 Concordia	Phoenix, Ariz. W 76-69
12/9 Black Hills State	Phoenix, Ariz. W 69-67
12/15 CSU Stanislaus	Phoenix, Ariz. W 87-68
12/16 Clarke	Phoenix, Ariz. W 106-59
12/20 at Central Okla.	Edmond, Okla. W 102-72
12/21 vs Washburn	Edmont, Okla. L 79-80
12/28 Southwestern	Phoenix, Ariz. W 104-73
1/6 The Master's	Phoenix, Ariz. W 78-69
1/9 at CSU Northridge	Northridge, Calif. W 78-67
1/11 Pacific Christian	Phoenix, Ariz. W 106-54
1/13 IUPUI	Phoenix, Ariz. W 92-83
1/18 CSU Los Angeles*	Phoenix, Ariz. W 77-55
1/20 CSU Bakersfield*	Phoenix, Ariz. W 68-66
1/25 at Cal Poly Pomona*	Pomona, Calif. W 78-76
1/27 at CSU Dominguez Hills*	Carson, Calif. W 84-74
2/1 at CSU San Bernardino*	San Bernardino, Calif. W 93-88
2/3 at UC Riverside*	Riverside, Calif. L 69-77
2/10 at CSU Bakersfield*	Bakersfield, Calif. W 59-57
2/15 Cal Poly Pomona*	Phoenix, Ariz. L 73-85
2/17 CSU Dominguez Hills*	Phoenix, Ariz. L 80-86
2/22 CSU San Bernardino*	Phoenix, Ariz. L 97-99
2/24 UC Riverside*	Phoenix, Ariz. W 86-78
3/2 at CSU Los Angeles*	Los Angeles, Calif. W 79-71
3/7 vs Alaska Anchorage^	Bakersfield, Calif. W 105-96
3/8 at CSU Bakersfield^	Bakersfield, Calif. L 65-71

* CCAA game ^ NCAA West Regional

1996-97 | 23-6

Conference Coach	California Collegiate Leighton McCrary
11/19 Ariz. College of Bible	Phoenix, Ariz. W 144-46
11/22 Western State	Phoenix, Ariz. W 84-62
11/23 Southern Colorado	Phoenix, Ariz. W 76-67
11/29 Fort Lewis	Phoenix, Ariz. W 101-71
11/30 Southern Colorado	Phoenix, Ariz. L 77-94
12/3 St. Thomas	Phoenix, Ariz. W 81-55
12/7 Albertsons College	Phoenix, Ariz. W 79-54
12/21 vs Moorhead State	Grand Forks, N.D. W 84-49
12/22 North Dakota	Grand Forks, N.D. L 71-78
12/27 Emporia State	Phoenix, Ariz. W 75-59
12/28 UC Davis	Phoenix, Ariz. W 79-67
12/31 Anderson	Phoenix, Ariz. W 84-54
1/4 St. Ambrose	Phoenix, Ariz. W 75-59
1/10 Christian Heritage	Phoenix, Ariz. W 63-47
1/16 CSU San Bernardino*	Phoenix, Ariz. W 80-67
1/18 UC Riverside*	Phoenix, Ariz. W 78-67
1/23 at CSU Los Angeles*	Los Angeles, Calif. L 61-63
1/25 at CSU Bakersfield*	Bakersfield, Calif. L 55-57
1/30 at Cal Poly Pomona*	Pomona, Calif. W 73-72
2/1 at CSU Dominguez Hills*	Carson, Calif. W 63-56
2/8 at UC Riverside*	Riverside, Calif. W 64-60
2/13 CSU Los Angeles*	Phoenix, Ariz. L 61-63
2/15 CSU Bakersfield*	Phoenix, Ariz. W 66-56
2/20 Cal Poly Pomona*	Phoenix, Ariz. L 51-54
2/22 CSU Dominguez Hills*	Phoenix, Ariz. W 63-55
2/25 The Master's	Phoenix, Ariz. W 77-71

3/1 at CSU San Bernardino* San Bernardino, Calif. W 77-69
 3/6 vs UC Davis^ Bakersfield, Calif. W 78-66
 3/7 at CSU Bakersfield^ Bakersfield, Calif. L 70-80

* CCAA game ^ NCAA West Regional

1997-98 | 17-10

Conference Coach	California Collegiate Leighton McCrary
11/21 Albertsons College	Phoenix, Ariz. W 75-64
11/22 The Master's	Phoenix, Ariz. W 61-50
11/28 South Dakota St.	Phoenix, Ariz. L 56-66
11/29 Nebraska-Omaha	Phoenix, Ariz. W 88-84
12/5 vs North Dakota	Davis, Calif. W 76-72
12/6 at UC Davis	Davis, Calif. L 67-73
12/12 Western Oregon	Phoenix, Ariz. W 97-74
12/17 Missouri Western St.	Las Vegas, Nev. L 62-86
12/18 Tarleton State	Las Vegas, Nev. W 87-85
12/19 IUPUI	Phoenix, Ariz. W 87-85
12/21 Western N.M.	Phoenix, Ariz. W 94-58
12/29 Western N.M.	Phoenix, Ariz. W 100-78
1/3 at Westmont	Santa Barbara, Calif. W 70-69
1/15 CSU San Bernardino*	Phoenix, Ariz. W 76-63
1/17 CSU Bakersfield*	Phoenix, Ariz. L 70-81
1/22 at Cal Poly Pomona*	Pomona, Calif. W 84-77
1/24 at CSU Dominguez Hills*	Carson, Calif. L 60-70
1/29 at CSU Los Angeles*	Los Angeles, Calif. L 78-81
1/31 at UC Riverside*	Riverside, Calif. L 68-70
2/7 at CSU Bakersfield*	Bakersfield, Calif. W 69-68
2/12 Cal Poly Pomona*	Phoenix, Ariz. L 69-78
2/14 CSU Dominguez Hills*	Phoenix, Ariz. W 71-58
2/19 CSU Los Angeles*	Phoenix, Ariz. W 67-47
2/21 UC Riverside*	Phoenix, Ariz. W 69-59
2/28 at CSU San Bernardino*	San Bernardino, Calif. L 62-79
3/5 vs CSU Los Angeles^	Davis, Calif. L 53-58

* CCAA game
 ^ NCAA West Region Tournament

1998-99 | 16-11

Conference Coach	California Collegiate Leighton McCrary
11/20 Christian Heritage	Phoenix, Ariz. W 83-67
11/21 Regis College	Phoenix, Ariz. W 71-68
12/4 CSU Dominguez Hills*	Phoenix, Ariz. W 62-61
12/5 CSU Los Angeles*	Phoenix, Ariz. L 55-61
12/12 at CSU San Bernardino*	San Bernardino, Calif. W 68-65
12/13 at UC Riverside*	Riverside, Calif. L 58-80
12/19 Chico State*	Phoenix, Ariz. W 76-65
12/21 UC Davis*	Phoenix, Ariz. L 63-67
12/28 New Hampshire	Phoenix, Ariz. L 73-78
12/29 Western N.M.	Phoenix, Ariz. W 81-52
12/31 Alaska Anchorage	Phoenix, Ariz. W 74-64
1/8 San Francisco St.*	Phoenix, Ariz. W 68-35
1/9 Sonoma State*	Phoenix, Ariz. W 82-60
1/15 at CSU Bakersfield*	Bakersfield, Calif. L 57-85
1/16 at CSU Stanislaus*	Turlock, Calif. L 76-79
1/20 Cal Poly Pomona*	Phoenix, Ariz. W 108-60
1/23 at Cal Poly Pomona*	Pomona, Calif. L 61-74
1/29 at CSU Dominguez Hills*	Carson, Calif. W 72-66
1/30 at CSU Los Angeles*	Los Angeles, Calif. L 65-67
2/5 UC Riverside*	Phoenix, Ariz. L 66-73
2/6 CSU San Bernardino*	Phoenix, Ariz. L 63-67
2/12 at UC Davis*	Davis, Calif. L 49-71
2/13 at Chico State*	Chico, Calif. W 62-54
2/19 at San Francisco St.*	San Francisco, Calif. W 84-70
2/20 at Sonoma State*	Rohnert Park, Calif. W 69-54
2/26 CSU Bakersfield*	Phoenix, Ariz. W 77-68
2/27 CSU Stanislaus*	Phoenix, Ariz. W 87-80

* CCAA game

1999-00 | 15-14

Conference Coach	California Collegiate Leighton McCrary
11/19 at Alaska Anchorage	Anchorage, Alaska L 61-90
11/20 at Alaska Anchorage	Anchorage, Alaska L 49-64
11/26 St. Xavier	Phoenix, Ariz. L 68-75
11/27 St. Martin's	Phoenix, Ariz. W 83-68
12/3 at CSU Los Angeles*	Los Angeles, Calif. L 74-75
12/4 at CSU Dominguez Hills*	Carson, Calif. L 65-74
12/11 CSU San Bernardino*	Phoenix, Ariz. L 61-62
12/13 UC Riverside*	Phoenix, Ariz. W 66-60
12/18 at Chico State*	Chico, Calif. W 89-81
12/19 at UC Davis*	Davis, Calif. W 58-51
12/29 Briar Cliff	Phoenix, Ariz. W 66-61
12/30 Husson	Phoenix, Ariz. W 65-61
12/31 Assumption	Phoenix, Ariz. W 64-54
1/7 at Sonoma State*	Rohnert Park, Calif. W 69-54
1/8 at San Francisco St.*	San Francisco, Calif. W 77-57
1/14 CSU Stanislaus*	Phoenix, Ariz. W 75-65
1/15 CSU Bakersfield*	Phoenix, Ariz. W 70-62
1/19 at Cal Poly Pomona*	Pomona, Calif. L 76-87
1/22 Cal Poly Pomona*	Phoenix, Ariz. W 73-71
1/28 CSU Dominguez Hills*	Phoenix, Ariz. W 71-55
1/29 CSU Los Angeles*	Phoenix, Ariz. L 71-73
2/4 at UC Riverside*	Riverside, Calif. L 67-68
2/5 at CSU San Bernardino*	San Bernardino, Calif. L 69-88
2/11 UC Davis*	Phoenix, Ariz. L 69-76
2/12 Chico State*	Phoenix, Ariz. W 80-77
2/18 San Francisco St.*	Phoenix, Ariz. W 74-65
2/19 Sonoma State*	Phoenix, Ariz. L 64-77
2/25 at CSU Bakersfield*	Bakersfield, Calif. L 54-81
2/26 at CSU Stanislaus*	Turlock, Calif. L 85-98

* CCAA game

2000-01 | 9-17

Conference Coach	California Collegiate Leighton McCrary
11/17 Fresno Pacific	Phoenix, Ariz. L 74-78
11/18 St. Xavier	Phoenix, Ariz. L 74-91
12/8 at Chico St.*	Chico, Calif. L 65-73
12/9 at UC Davis*	Davis, Calif. L 53-77
12/15 Sonoma State*	Phoenix, Ariz. W 70-66
12/16 San Francisco St.*	Phoenix, Ariz. W 80-71
12/29 Transylvania	Phoenix, Ariz. L 79-83
12/30 Findlay	Phoenix, Ariz. L 77-84
1/5 at CSU Stanislaus*	Turlock, Calif. L 67-80
1/6 at CSU Bakersfield*	Bakersfield, Calif. L 62-67
1/12 at CSU San Bernardino*	San Bernardino, Calif. L 59-79
1/13 at Cal Poly Pomona*	Pomona, Calif. L 56-80
1/19 CSU Dominguez Hills*	Phoenix, Ariz. W 88-50
1/20 CSU Los Angeles*	Phoenix, Ariz. L 55-70
1/24 UC San Diego*	Phoenix, Ariz. W 84-75
1/27 at UC San Diego*	La Jolla, Calif. W 74-66
2/2 UC Davis*	Phoenix, Ariz. L 78-87
2/3 Chico State*	Phoenix, Ariz. L 83-84
2/9 at San Francisco St.*	San Francisco, Calif. W 79-60
2/10 at Sonoma State*	Rohnert Park, Calif. L 60-67
2/16 CSU Bakersfield*	Phoenix, Ariz. L 67-75
2/17 CSU Stanislaus*	Phoenix, Ariz. W 69-67
2/23 at CSU Los Angeles*	Los Angeles, Calif. L 59-69
2/24 at CSU Dominguez Hills*	Carson, Calif. W 85-76
3/2 Cal Poly Pomona*	Phoenix, Ariz. W 68-64
3/3 CSU San Bernardino*	Phoenix, Ariz. L 55-79

* CCAA game

OUTLOOK

REVIEW

MEET THE LOPES

THIS IS GCU

HISTORY



HISTORY | GAME-BY-GAME

OUTLOOK

REVIEW

MEET THE LOPES

THIS IS GCU

HISTORY

2001-02 | 10-17

Conference Coach	California Collegiate Leighton McCrary	Score
11/23 Fort Lewis	Phoenix, Ariz.	W 75-65
11/24 Central Arkansas	Phoenix, Ariz.	W 74-72
12/7 Sonoma State*	Phoenix, Ariz.	L 84-92
12/8 San Francisco St.*	Phoenix, Ariz.	W 85-80
12/14 CSU Stanislaus*	Phoenix, Ariz.	L 63-64
12/15 CSU Bakersfield*	Phoenix, Ariz.	L 57-81
12/27 Ferris State	Phoenix, Ariz.	L 69-71
12/28 Mesa State	Phoenix, Ariz.	L 75-82
12/31 Walsh	Phoenix, Ariz.	L 78-89
1/4 at CSU Dominguez Hills*	Carson, Calif.	W 72-66
1/5 at CSU Los Angeles*	Los Angeles, Calif.	L 57-63
1/11 CSU San Bernardino*	Phoenix, Ariz.	L 65-68
1/12 Cal Poly Pomona*	Phoenix, Ariz.	L 66-93
1/18 at UC Davis*	Davis, Calif.	L 70-81
1/19 at Chico State*	Chico, Calif.	W 85-77
1/23 at UC San Diego*	La Jolla, Calif.	W 78-73
1/26 UC San Diego*	Phoenix, Ariz.	L 72-76
2/1 at Sonoma State*	Rohnert Park, Calif.	W 76-72
2/2 at San Francisco St.*	San Francisco, Calif.	L 73-80
2/8 at CSU Bakersfield*	Bakersfield, Calif.	L 65-77
2/9 at CSU Stanislaus*	Turlock, Calif.	W 82-81
2/15 CSU Los Angeles*	Phoenix, Ariz.	L 74-76
2/16 CSU Dominguez Hills*	Phoenix, Ariz.	L 77-85
2/22 at Cal Poly Pomona*	Pomona, Calif.	L 69-86
2/23 at CSU San Bernardino*	San Bernardino, Calif.	L 73-97
3/1 Chico State*	Phoenix, Ariz.	W 108-105
3/2 UC Davis*	Phoenix, Ariz.	W 99-93

*CCAA game

2003-04 | 3-24

Conference Coach	California Collegiate Leighton McCrary	Score
11/28 Westmont	Phoenix, Ariz.	W 70-50
11/29 Fort Lewis	Phoenix, Ariz.	L 58-59
12/4 UC San Diego*	Phoenix, Ariz.	L 78-82
12/11 Northwest Nazarene	Phoenix, Ariz.	L 57-60
12/13 at UC San Diego*	La Jolla, Calif.	W 62-56
12/28 St. Anselm	Phoenix, Ariz.	L 71-83
12/30 Wayne State	Phoenix, Ariz.	L 63-79
1/2 at CSU Dominguez Hills*	Carson, Calif.	L 58-78
1/3 at CSU Los Angeles*	Los Angeles, Calif.	L 43-61
1/9 CSU San Bernardino*	Phoenix, Ariz.	L 66-88
1/10 Cal Poly Pomona*	Phoenix, Ariz.	L 55-74
1/16 Chico State*	Phoenix, Ariz.	L 72-87
1/17 UC Davis*	Phoenix, Ariz.	L 48-66
1/23 at CSU Bakersfield*	Bakersfield, Calif.	L 59-79
1/24 at CSU Stanislaus*	Turlock, Calif.	L 69-76
1/30 San Francisco St.*	Phoenix, Ariz.	W 61-59
1/31 Sonoma State*	Phoenix, Ariz.	L 52-60
2/6 at Sonoma State*	Rohnert Park, Calif.	L 59-68
2/7 at San Francisco St.*	San Francisco, Calif.	L 53-72
2/13 CSU Stanislaus*	Phoenix, Ariz.	L 51-79
2/14 CSU Bakersfield*	Phoenix, Ariz.	L 67-85
2/20 at UC Davis*	Davis, Calif.	L 69-85
2/21 at Chico State*	Chico, Calif.	L 50-93
2/27 CSU Los Angeles*	Phoenix, Ariz.	L 58-71
2/28 CSU Dominguez Hills*	Phoenix, Ariz.	L 70-74
3/5 at Cal Poly Pomona*	Pomona, Calif.	L 58-77
3/6 at CSU San Bernardino*	San Bernardino, Calif.	L 69-90

*CCAA game

2005-06 | 19-8

Conference Coach	NCAA Div. II - Independent Scott Mossman	Score
11/15 UC Colorado Springs	Phoenix, Ariz.	W 104-74
11/18 vs Western Oregon	Ellensburg, Wash.	L 87-88
11/19 at Central Wash.	Ellensburg, Wash.	W 93-88
11/25 UC San Diego	Phoenix, Ariz.	W 72-60
11/26 CSU Monterey Bay	Phoenix, Ariz.	W 105-96
11/30 at UC Colorado Springs	Colorado Springs, Colo.	W 100-68
12/2 vs Adams State	Durango, Colo.	W 72-61
12/3 at Fort Lewis	Durango, Colo.	W 76-73
12/8 at Western N.M.	Silver City, N.M.	W 101-93
12/11 Hawaii Pacific	Phoenix, Ariz.	W 87-77
12/13 CSU Bakersfield	Phoenix, Ariz.	L 74-77
12/16 Vanguard	Phoenix, Ariz.	W 103-92
12/29 CSU San Bernardino	Phoenix, Ariz.	W 98-97
1/3 at UC San Diego	La Jolla, Calif.	L 91-94
1/8 at Notre Dame de Namur	Belmont, Calif.	W 96-83
1/10 at San Francisco St.	San Francisco, Calif.	W 75-53
1/16 BYU-Hawaii	Phoenix, Ariz.	W 81-68
1/21 Southwestern College	Phoenix, Ariz.	W 110-65
1/24 at CSU Bakersfield	Bakersfield, Calif.	L 72-76
1/28 Chaminade	Phoenix, Ariz.	L 92-103
2/2 Western N.M.	Phoenix, Ariz.	W 100-58
2/6 Southwestern College	Phoenix, Ariz.	W 114-57
2/16 at BYU-Hawaii	Laie, Hawaii	L 110-116
2/18 at Chaminade	Honolulu, Hawaii	L 107-114
2/20 at Hawaii Pacific	Kaneohe, Hawaii	L 98-104
2/25 Notre Dame de Namur	Phoenix, Ariz.	W 110-70
2/28 San Francisco St.	Phoenix, Ariz.	W 69-60

2006-07 | 21-8

Conference Coach	Pacific West Scott Mossman	Score
11/15 at Western N.M.	Silver City, N.M.	L 75-82
11/20 UC San Diego	Phoenix, Ariz.	W 64-62
11/24 vs St. Martin's	Bellingham, Wash.	W 80-60
11/25 at Western Wash.	Bellingham, Wash.	L 67-77
12/2 Western N.M.	Phoenix, Ariz.	W 79-63
12/9 at Dallas Baptist	Dallas, Texas	W 78-64
12/16 at CSU San Bernardino	San Bernardino, Calif.	L 60-104
12/28 CSU Dominguez Hills	Phoenix, Ariz.	L 69-70
1/3 at Hawaii Pacific*	Honolulu, Hawaii	W 54-49
1/4 at Hawaii Pacific*	Honolulu, Hawaii	W 58-50
1/6 at BYU-Hawaii*	Laie, Hawaii	L 73-79
1/11 Southwestern College	Phoenix, Ariz.	W 123-60
1/17 Hawaii Hilo*	Phoenix, Ariz.	W 73-60
1/18 Hawaii Hilo*	Phoenix, Ariz.	L 89-91
1/20 Chaminade*	Phoenix, Ariz.	W 86-72
1/26 at Notre Dame de Namur*	Belmont, Calif.	W 83-77
1/27 at Notre Dame de Namur*	Belmont, Calif.	W 51-49
2/1 Dixie State College	Phoenix, Ariz.	L 81-90
2/7 BYU-Hawaii*	Phoenix, Ariz.	W 89-79
2/8 BYU-Hawaii*	Phoenix, Ariz.	W 78-67
2/10 Hawaii Pacific*	Phoenix, Ariz.	W 61-47
2/14 at Chaminade*	Honolulu, Hawaii	W 56-54
2/15 at Chaminade*	Honolulu, Hawaii	W 71-68
2/17 at Hawaii-Hilo*	Hilo, Hawaii	W 72-64
2/24 Dallas Baptist	Phoenix, Ariz.	W 98-61
3/2 Notre Dame de Namur*	Phoenix, Ariz.	W 82-62
3/3 Notre Dame de Namur*	Phoenix, Ariz.	W 80-68
3/9 vs Seattle Pacific^	Arcata, Calif.	W 87-65
3/10 at Humboldt St.^	Arcata, Calif.	L 81-95

*PacWest game
^NCAA West Region Tournament

2007-08 | 12-15

Conference Coach	Pacific West Scott Mossman	Score
11/17 at N.M. Highlands	Las Vegas, N.M.	W 91-48
11/24 UC San Diego	Phoenix, Ariz.	W 72-62
11/28 at Western N.M.	Silver City, N.M.	L 52-67
12/8 CSU Dominguez Hills	Phoenix, Ariz.	L 59-68
12/15 Haskell College	Phoenix, Ariz.	W 105-69
12/22 Western N.M.	Phoenix, Ariz.	W 82-67
12/29 Adams State	Phoenix, Ariz.	W 84-58
1/2 Hawaii Pacific*	Phoenix, Ariz.	W 73-68
1/3 Hawaii Pacific*	Phoenix, Ariz.	W 95-92
1/5 BYU-Hawaii*	Phoenix, Ariz.	W 90-86
1/11 at Dixie State*	St. George, Utah	L 66-77
1/12 at Dixie State*	St. George, Utah	L 61-69
1/16 at Chaminade*	Honolulu, Hawaii	L 66-70
1/18 at Hawaii-Hilo*	Hilo, Hawaii	W 77-72
1/19 at Hawaii-Hilo*	Hilo, Hawaii	L 82-88
1/23 Hawaii-Hilo*	Phoenix, Ariz.	W 77-72
1/25 Chaminade*	Phoenix, Ariz.	L 73-76
1/26 Chaminade*	Phoenix, Ariz.	L 63-66
1/29 at UC San Diego	La Jolla, Calif.	L 52-62
2/6 Notre Dame de Namur*	Phoenix, Ariz.	L 66-77
2/7 Notre Dame de Namur*	Phoenix, Ariz.	W 74-67
2/9 Dixie State*	Phoenix, Ariz.	L 81-86
2/13 at Hawaii Pacific*	Kaneohe, Hawaii	L 78-85
2/15 at BYU-Hawaii*	Laie, Hawaii	L 78-104
2/16 at BYU-Hawaii*	Laie, Hawaii	L 70-74
2/19 Southwestern College	Phoenix, Ariz.	W 105-66
2/23 at Notre Dame de Namur*	Belmont, Calif.	L 69-81

*PacWest game

2008-09 | 13-14

Conference Coach	Pacific West Dan Nichols	Score
11/15 at Western N.M.	Silver City, N.M.	L 78-80
11/18 at Azusa Pacific	Azusa, Calif.	L 52-93
11/22 CSU Los Angeles	Phoenix, Ariz.	W 68-64
11/26 Fort Lewis	Phoenix, Ariz.	L 69-86
11/28 Academy of Art	Phoenix, Ariz.	W 94-57
11/29 CSU Dominguez Hills	Phoenix, Ariz.	L 56-70
12/6 Western N.M.	Phoenix, Ariz.	W 69-42
12/20 vs CSU San Bernardino	Las Vegas, Nev.	W 76-71
12/21 vs UC San Diego	Las Vegas, Nev.	L 60-78
12/30 at Adams State	Alamosa, Colo.	W 76-64
1/2 at Notre Dame de Namur*	Belmont, Calif.	W 67-56
1/3 at Notre Dame de Namur*	Belmont, Calif.	L 68-69
1/9 Chaminade*	Phoenix, Ariz.	L 89-92
1/20 Hawaii-Hilo*	Phoenix, Ariz.	W 84-81
1/22 Dixie State*	Phoenix, Ariz.	L 59-68
1/23 Dixie State*	Phoenix, Ariz.	W 78-64
1/28 Portland Bible College	Phoenix, Ariz.	W 85-79
1/31 at Hawaii-Hilo*	Hilo, Hawaii	W 82-71
2/3 at Hawaii Pacific*	Kaneohe, Hawaii	L 65-78
2/5 at BYU-Hawaii*	Laie, Hawaii	L 81-101
2/7 at Chaminade*	Honolulu, Hawaii	L 65-68
2/11 Hawaii Pacific*	Phoenix, Ariz.	W 66-64
2/13 Notre Dame de Namur*	Phoenix, Ariz.	W 61-52
2/14 Notre Dame de Namur*	Phoenix, Ariz.	W 67-63
2/23 BYU-Hawaii*	Phoenix, Ariz.	L 71-86
3/5 at Dixie State*	St. George, Utah	L 63-79
3/6 at Dixie State*	St. George, Utah	L 60-69

*PacWest game

2002-03 | 9-18

Conference Coach	California Collegiate Leighton McCrary	Score
11/22 St. Xavier	Phoenix, Ariz.	L 69-75
11/23 St. Thomas	Phoenix, Ariz.	L 70-79
12/4 at UC San Diego*	La Jolla, Calif.	L 69-82
12/7 UC San Diego*	Phoenix, Ariz.	W 87-70
12/17 Seattle U	Phoenix, Ariz.	W 78-77
12/28 Caldwell College	Phoenix, Ariz.	W 65-63
12/30 Concordia	Phoenix, Ariz.	L 69-74
1/3 CSU Bakersfield*	Phoenix, Ariz.	W 72-70
1/4 CSU Stanislaus*	Phoenix, Ariz.	W 70-62
1/10 at CSU Los Angeles*	Los Angeles, Calif.	W 66-65
1/11 at CSU Dominguez Hills*	Carson, Calif.	L 71-73
1/17 Cal Poly Pomona*	Phoenix, Ariz.	L 56-86
1/18 CSU San Bernardino*	Phoenix, Ariz.	L 48-74
1/24 UC Davis*	Phoenix, Ariz.	L 68-79
1/25 Chico State*	Phoenix, Ariz.	W 74-71
1/31 at San Francisco St.*	San Francisco, Calif.	L 71-75
2/1 at Sonoma State*	Rohnert Park, Calif.	L 80-85
2/7 at CSU Stanislaus*	Turlock, Calif.	L 55-63
2/8 at CSU Bakersfield*	Bakersfield, Calif.	L 63-76
2/14 CSU Dominguez Hills*	Phoenix, Ariz.	W 56-54
2/15 CSU Los Angeles*	Phoenix, Ariz.	W 58-54
2/21 at CSU San Bernardino*	San Bernardino, Calif.	L 58-86
2/22 at Cal Poly Pomona*	Pomona, Calif.	L 56-63
2/28 at Chico State*	Chico, Calif.	L 79-94
3/1 at UC Davis*	Davis, Calif.	L 64-67
3/7 Sonoma State*	Phoenix, Ariz.	L 75-83
3/8 San Francisco St.*	Phoenix, Ariz.	L 80-86

*CCAA game

2004-05 | 13-16

Conference Coach	NCAA Div. II - Independent Scott Mossman	Score
11/19 at Alaska Anchorage	Anchorage, Alaska	W 70-66
11/20 vs Caldwell College	Anchorage, Alaska	W 79-74
11/24 at Chico State	Chico, Calif.	L 70-84
11/26 at Simpson	Redding, Calif.	W 90-60
11/27 at CSU Stanislaus	Turlock, Calif.	L 64-80
11/29 at San Francisco St.	San Francisco, Calif.	W 71-51
12/3 at Fresno State	Fresno, Calif.	L 53-63
12/4 vs South Florida	Fresno, Calif.	L 52-63
12/11 CSU Stanislaus	Phoenix, Ariz.	W 70-62
12/14 Central Washington	Phoenix, Ariz.	W 79-61
12/15 Central Washington	Phoenix, Ariz.	L 80-97
12/18 Cal Poly Pomona	Phoenix, Ariz.	L 46-59
12/21 Chico State	Phoenix, Ariz.	L 68-73
12/28 Christian Brothers	Phoenix, Ariz.	L 64-84
12/30 Southern N.H.	Phoenix, Ariz.	L 68-75
1/1 Fort Lewis	Phoenix, Ariz.	L 79-81
1/4 at CSU Bakersfield	Bakersfield, Calif.	L 75-83
1/12 CSU Monterey Bay	Phoenix, Ariz.	L 55-66
1/14 Western N.M.	Phoenix, Ariz.	W 75-67
1/18 San Francisco St.	Phoenix, Ariz.	W 77-60
1/20 at Southwestern College	Georgetown, Texas	W 90-64
1/25 at UC San Diego	La Jolla, Calif.	L 64-78
2/1 at Hope International	Fullerton, Calif.	W 67-63
2/5 Chaminade	Phoenix, Ariz.	L 81-89
2/8 Southwestern College	Phoenix, Ariz.	W 101-56
2/15 at Utah Valley St.	Orem, Utah	L 49-71
2/23 at Western N.M.	Silver City, N.M.	W 77-64
2/26 at Chaminade	Honolulu, Hawaii	L 71-78
2/28 at Hawaii Pacific	Kaneohe, Hawaii	W 62-54



2009-10 | 16-16

Table with 3 columns: Conference Coach, Pacific West Russ Pennell, and game results for 2009-10 season.

*PacWest game

2010-11 | 14-12

Table with 3 columns: Conference Coach, Pacific West Russ Pennell, and game results for 2010-11 season.

*PacWest game

2011-12 | 19-8

Table with 3 columns: Conference Coach, Pacific West Russ Pennell, and game results for 2011-12 season.

*Pac West game

2012-13 | 23-8

Table with 3 columns: Conference Coach, Pacific West Russ Pennell, and game results for 2012-13 season.

*PacWest game
^PacWest Conference Tournament
&NCAA West Region Tournament

2013-14 | 15-15

Table with 3 columns: Conference Coach, Western Athletic Dan Majerle, and game results for 2013-14 season.

2014-15 | 17-15

Table with 3 columns: Conference Coach, Western Athletic Dan Majerle, and game results for 2014-15 season.

2015-16 | 27-7

Table with 3 columns: Conference Coach, Western Athletic Dan Majerle, and game results for 2015-16 season.

*WAC game
^CIT Tournament



HISTORY | GAME-BY-GAME

2016-17 | 22-9

Conference Western Athletic
Coach Dan Majerle

11/12 at Duke	Durham, N.C.	L 61-96
11/15 at Penn State	State College, Pa.	L 76-85
11/19 vs Albany	Uncasville, Conn.	W 82-77
11/20 vs Marist	Uncasville, Conn.	W 84-72
11/25 Coppin State	Phoenix, Ariz.	W 70-37
11/28 SIU-Edwardsville	Phoenix, Ariz.	L 64-76
12/3 Louisville	Phoenix, Ariz.	L 70-79
12/7 San Diego State	Phoenix, Ariz.	W 76-72
12/10 Illinois-Chicago	Phoenix, Ariz.	W 73-69
12/14 at Arizona	Tucson, Ariz.	L 54-64
12/17 Mississippi Valley St.	Phoenix, Ariz.	W 72-62
12/20 Alcorn State	Phoenix, Ariz.	W 63-53
12/22 Arkansas-Pine Bluff	Phoenix, Ariz.	W 89-49
12/28 Cal Poly	Phoenix, Ariz.	W 71-64
12/31 at UC Riverside	Riverside, Calif.	L 56-76
1/7 Utah Valley*	Phoenix, Ariz.	W 82-72
1/12 at New Mexico St.*	Las Cruces, N.M.	L 69-81
1/14 at UT Rio Grande Valley*	Edinburg, Texas	W 79-66
1/17 San Diego Christian Coll.	Phoenix, Ariz.	W 90-58
1/21 Seattle U*	Phoenix, Ariz.	W 61-59
1/26 at Kansas City*	Kansas City, Mo.	L 77-83
1/28 at Chicago State*	Chicago, Ill.	W 85-77
1/31 Bethesda	Phoenix, Ariz.	W 95-66
2/4 CSU Bakersfield*	Phoenix, Ariz.	L 62-65
2/9 UT Rio Grande Valley*	Phoenix, Ariz.	W 76-57
2/11 New Mexico State*	Phoenix, Ariz.	W 83-71
2/16 at Seattle U*	Seattle, Wash.	W 61-58
2/18 at Utah Valley*	Orem, Utah	W 77-71
2/23 Chicago State*	Phoenix, Ariz.	W 82-59
2/25 Kansas City*	Phoenix, Ariz.	W 84-77
3/4 at CSU Bakersfield*	Bakersfield, Calif.	W 58-52

*WAC game

2017-18 | 22-12

Conference Western Athletic
Coach Dan Majerle

11/10 Florida A&M	Phoenix, Ariz.	W 67-51
11/13 Robert Morris	Phoenix, Ariz.	W 75-61
11/18 Little Rock	Phoenix, Ariz.	W 76-51
11/20 Norfolk State	Phoenix, Ariz.	W 85-60
11/25 San Diego	Phoenix, Ariz.	L 62-72
12/2 UC Riverside	Phoenix, Ariz.	W 68-56
12/5 vs St. John's%	Phoenix, Ariz.	L 60-68
12/9 Grambling State	Phoenix, Ariz.	W 87-53
12/11 N.C. Central	Phoenix, Ariz.	W 64-59
12/13 at Boise State	Boise, Idaho	L 80-85
12/18 Mississippi Valley St.	Phoenix, Ariz.	W 71-38
12/21 Longwood	Phoenix, Ariz.	W 86-56
12/23 at Louisville	Louisville, Ky.	L 56-74
12/27 vs Morgan State	Las Vegas, Nev.	W 100-74
12/30 at Illinois	Champaign, Ill.	L 58-62
1/6 at Seattle U*	Seattle, Wash.	W 73-57
1/11 New Mexico State*	Phoenix, Ariz.	L 59-70
1/13 UT Rio Grande Valley*	Phoenix, Ariz.	W 84-71
1/18 at Chicago State*	Chicago, Ill.	W 86-58
1/20 at Kansas City*	Kansas City, Mo.	W 86-69
1/23 William Jessup	Phoenix, Ariz.	W 96-80
1/27 at Utah Valley*	Orem, Utah	L 56-68
2/1 Kansas City*	Phoenix, Ariz.	W 79-62
2/3 Chicago State*	Phoenix, Ariz.	W 89-55
2/8 at UT Rio Grande Valley*	Edinburg, Texas	L 81-83
2/10 at New Mexico St.*	Las Cruces, N.M.	L 70-74
2/17 at CSU Bakersfield*	Bakersfield, Calif.	L 58-71
2/22 Seattle U*	Phoenix, Ariz.	W 76-64
2/24 Utah Valley*	Phoenix, Ariz.	W 60-59
3/3 CSU Bakersfield*	Phoenix, Ariz.	W 81-68
3/8 vs Kansas City^	Las Vegas, Nev.	W 77-74
3/9 vs Utah Valley^	Las Vegas, Nev.	W 75-60
3/10 vs New Mexico St.^	Las Vegas, Nev.	L 58-72
3/14 Mercer&	Phoenix, Ariz.	L 73-78

*WAC game

% BBVA Compass Valley of the Sun Shootout
(Talking Stick Resort Arena)

^ WAC Tournament

& College Basketball Invitational

2018-19 | 20-14

Conference Western Athletic
Coach Dan Majerle

11/6 at South Dakota St.	Brookings, S.D.	L 74-79
11/10 Delaware State	Phoenix, Ariz.	W 89-47
11/12 Jacksonville	Phoenix, Ariz.	W 76-59
11/16 Arkansas State	Phoenix, Ariz.	W 96-72
11/22 vs Seton Hall%	Fullerton, Calif.	L 75-82
11/23 vs Utah%	Fullerton, Calif.	L 66-75
11/25 vs La Salle%	Fullerton, Calif.	W 82-70
12/1 Boise State	Phoenix, Ariz.	W 69-67
12/9 vs Nevada#	Phoenix, Ariz.	L 66-74
12/15 at Texas	Austin, Texas	L 60-98
12/19 at Northern Iowa	Cedar Falls, Iowa	W 73-62
12/22 Mississippi Valley St.	Phoenix, Ariz.	W 85-64
12/29 at San Diego	San Diego, Calif.	L 58-61
1/3 Utah Valley*	Phoenix, Ariz.	W 71-60
1/5 Seattle U*	Phoenix, Ariz.	W 71-57
1/10 at New Mexico St.*	Las Cruces, N.M.	L 64-67
1/12 at UT Rio Grande Valley*	Edinburg, Texas	W 69-65
1/17 Chicago State*	Phoenix, Ariz.	W 80-46
1/19 Kansas City*	Phoenix, Ariz.	W 78-50
1/26 at California Baptist*	Riverside, Calif.	W 90-73
2/2 at CSU Bakersfield*	Bakersfield, Calif.	W 72-59
2/7 UT Rio Grande Valley*	Phoenix, Ariz.	L 69-72
2/9 New Mexico State*	Phoenix, Ariz.	L 64-67
2/14 at Kansas City*	Kansas City, Mo.	L 75-87
2/16 at Chicago State*	Chicago, Ill.	W 90-59
2/21 California Baptist*	Phoenix, Ariz.	W 91-58
2/27 Eastern N.M.	Phoenix, Ariz.	W 95-64
3/2 CSU Bakersfield*	Phoenix, Ariz.	W 73-69
3/7 at Utah Valley*	Orem, Utah	L 70-82
3/9 at Seattle U*	Seattle, Wash.	L 76-83
3/14 vs Seattle U^	Las Vegas, Nev.	W 84-75
3/15 vs Utah Valley^	Las Vegas, Nev.	W 78-74
3/16 vs New Mexico St.^	Las Vegas, Nev.	L 57-89
3/20 at West Virginia&	Morgantown, W.Va.	L 63-77

* WAC game

% Wooden Legacy

Air Force Reserve Colangelo Classic

presented by Citi (Talking Stick Resort Arena)

^ WAC Tournament

& College Basketball Invitational

OUTLOOK

REVIEW

MEET THE LOPES

THIS IS GCU

INDIVIDUAL HONORS



1970-71
Joe Burnside – NAIA All-District VII

1971-72
Jim Irvine – NAIA All-District VII

1972-73
Bayard Forrest – NAIA All-District VII

1973-74
Bayard Forrest – NAIA All-American First Team
Bayard Forrest – NAIA All-District VII

1974-75
NAIA National Champions
Bayard Forrest – NAIA All-American First Team
Bayard Forrest – NAIA Tournament MVP
Bayard Forrest – NAIA All-District VII

1975-76
Bayard Forrest – NAIA All-American First Team
David Everett – NAIA All-American First Team
Ben Lindsay – NAIA Coach of the Year
Bayard Forrest – NAIA All-District VII
David Everett – NAIA All-District VII

1976-77
George Hall – NAIA All-District VII

1977-78
NAIA National Champions
Nate Stokes – NAIA All-American Third Team

1984-85
Kevin Warren – NAIA All-District VII
Kevin Warren – NAIA Academic All-American

1985-86
Kevin Warren – NAIA All-District VII
Kevin Warren – NAIA Academic All-American
Kevin Warren – CoSIDA All-American Second Team

1987-88
NAIA National Champions
Rodney Johns – NAIA All-American Third Team
Rodney Johns – NAIA Tournament MVP
Rodney Johns – NAIA All-Tournament Team

1988-89
Craig Johnson – NAIA All-District VII
Mike Ledbetter – NAIA All-District VII Honorable Mention
Dani Williams – NAIA All-District VII Honorable Mention

1989-90
David McDaniel – NAIA All-District VII

1990-91
Maurice Carter – NAIA All-District VII
Maurice Carter – All-Great Northwest Conf. Second Team
Joey Allison – NAIA All-District VII Honorable Mention

1991-92
Chad Briscoe – NCAA DII All-American Honorable Mention
Chad Briscoe – NCAA West Region All-Tournament Team
Chad Briscoe – All-Great Northwest Conference
Darrell Peoples – All-GNC Second Team
Leighton McCrary – GNC Coach of the Year

1992-93
Chad Briscoe – NCAA DII Bulletin Second Team All-American
Chad Briscoe – NCAA DII NBCA Third Team All-American
Chad Briscoe – NCAA DII Times Third Team All-American
Chad Briscoe – West Region First Team
Chad Briscoe – Pacific West Conference POY
Chad Briscoe – All-Pac West Conference
Darrell Peoples – All-Pac West Conference

Todd Holthaus – GTE Academic All-American Second Team
Todd Holthaus – Academic All-Pac West Conference

1994-95
Eric Langford – CCAA Player of the Year
Horacio Llamas – CCAA All-Tournament MVP

1995-96
Horacio Llamas – NCAA DII Player of the Year
Horacio Llamas – NCAA DII All-American First Team
Eric Langford – NCAA DII All-American Honorable Mention
Eric Langford – All-CCAA First Team
Horacio Llamas – All-CCAA First Team
Kenny Archbold – All-CCAA Second Team

1996-97
Kenny Archbold – All-CCAA First Team
Tony Gillette – All-CCAA Second Team
Larry Reed – All-CCAA Honorable Mention

1997-98
Jerry Allen – All-CCAA First-Team
Prince Edmonds – All-CCAA Honorable Mention
Enrique Zuinga – All-CCAA Honorable Mention

1998-99
Prince Edmonds – All-CCAA Second Team
Enrique Zuinga – All-CCAA Honorable Mention

1999-00
Toure Knighton – All-CCAA Second Team

2000-01
Toure Knighton – All-CCAA Honorable Mention
Edditt Turner – All-CCAA Honorable Mention

2001-02
Del Somers – All-CCAA First Team

2002-03
Del Somers – All-CCAA First Team
John Janssen – All-CCAA Second Team

2004-05
Noe Alonzo – NCAA DII Independent Player of the Year
Prileu Davis – NCAA DII Independent Defensive Player of the Year
Noe Alonzo – NCAA DII Independent All-American

2005-06
Noe Alonzo – NCAA DII Independent Player of the Year
Noe Alonzo – NCAA DII Independent All-American
Rich Davis – NCAA DII Independent All-American
Ryan Nelson – NCAA DII Independent All-American
Bryan Lee – NCAA DII Independent All-American Third Team
Scott Mossman – NCAA DII Independent Coach of the Year

2006-07
Rich Davis – All-PacWest First Team
Bryan Lee – All-PacWest First Team
Rudy Bogan – All-PacWest Second Team
Scott Mossman – PacWest Coach of the Year

2007-08
Rudy Bogan – All-PacWest First Team

2008-09
Engen Nurumbi – All-PacWest First Team
Engen Nurumbi – PacWest Newcomer of the Year
Dave Cuen – All-PacWest Second Team

2009-10
TJ Benson – All-PacWest Second Team
Brad Carroll – All-PacWest Second Team

2010-11
Kyle Speed – All-PacWest Second Team
Gaby Ngoundjo – All-PacWest Honorable Mention
Nick Witherill – All-PacWest Honorable Mention

2011-12
Jerome Garrison – PacWest Co-Freshman of the Year
Kyle Speed – All-PacWest First Team
Braylon Pickrel – All-PacWest Second Team
Nick Witherill – All-PacWest Honorable Mention

2012-13
Josh Lowery – All-PacWest First Team
Killian Larson – All-PacWest Second Team
Braylon Pickrel – All-PacWest Honorable Mention

2013-14
Killian Larson – All-WAC First Team
Jerome Garrison – All-WAC Second Team
Jerome Garrison – All-WAC Defensive Team
Daniel Alexander – All-WAC Newcomer Team

2014-15
Joshua Braun – All-WAC Newcomer Team
DeWayne Russell – All-WAC Second Team
DeWayne Russell – All-WAC Newcomer Team
Jerome Garrison – All-WAC Defensive Team

2015-16
Joshua Braun – First Team All-WAC
Joshua Braun – CoSida First Team Academic All-American
Joshua Braun – NABC All-Region VI Second Team
Grandy Glaze – All-WAC Second Team
Grandy Glaze – All-WAC Newcomer Team
Grandy Glaze – NABC All-Region VI Second-Team

2016-17
DeWayne Russell – All-WAC First Team
DeWayne Russell – Joe Kearney Award Winner
Joshua Braun – WAC Preseason Player of the Year
Joshua Braun – All-WAC First Team
Joshua Braun – CoSida First Team Academic All-American
Gerard Martin – All-WAC Defensive Team

2017-18
Alessandro Lever – WAC Freshman of the Year
Alessandro Lever – All-WAC First Team
Alessandro Lever – All-WAC Newcomer Team
Joshua Braun – WAC Preseason Player of the Year
Joshua Braun – All-WAC Second Team
Oscar Frayer – All-WAC Defensive Team

2018-19
Alessandro Lever – WAC Preseason Player of the Year
Michael Finke – All-WAC First Team
Michael Finke – All-WAC Newcomer Team
Carlos Johnson – All-WAC Second Team
Carlos Johnson – All-WAC Newcomer Team
Carlos Johnson – NABC All-District Second Team
Gerard Martin – All-WAC Defensive Team

OUTLOOK

REVIEW

MEET THE LOPES

THIS IS GCU

HISTORY



HISTORY | RECORD VS. OPPONENTS

OUTLOOK

REVIEW

MEET THE LOPES


THIS IS GCU

HISTORY

SCHOOL	OVR	H	A	N	SCHOOL	OVR	H	A	N	SCHOOL	OVR	H	A	N
Abilene Christian	2-0	1-0	0-0	1-0	Dallas Baptist	2-0	1-0	1-0	0-0	Minot State	1-0	0-0	0-0	1-0
Academy of Art	7-1	4-0	3-1	0-0	Delaware State	2-0	2-0	0-0	0-0	Mississippi Valley State	4-0	4-0	0-0	0-0
Adams State	11-10	6-3	4-7	1-0	Davenport	--	--	--	--	Missouri-St. Louis	2-0	2-0	0-0	0-0
Alaska-Anchorage	8-8	5-0	2-6	1-2	Denver	1-0	0-0	0-0	1-0	Missouri S&T	1-0	1-0	0-0	0-0
Alaska-Fairbanks	8-2	5-0	2-2	1-0	Dixie State	4-12	3-5	1-7	0-0	Missouri State	0-2	0-0	0-0	0-2
Albany	1-0	0-0	0-0	1-0	Doane College	1-0	1-0	0-0	0-0	Missouri Western State	0-2	0-0	0-0	0-2
Albuquerque	2-1	1-0	1-0	0-1	Dominican (Calif.)	5-2	3-0	2-2	0-0	Montana State	1-0	1-0	0-0	0-0
Alcorn State	3-0	2-0	0-0	1-0	Drury	3-2	2-0	0-0	0-0	Montana State Billings	9-3	7-0	2-2	0-1
Ambassador College	3-0	1-0	2-0	0-0	Duke	0-1	0-0	0-1	0-0	Montana State - Northern	2-0	1-0	1-0	0-0
Anderson (Ind.)	1-0	1-0	0-0	0-0	East Central	1-0	0-0	0-0	1-0	Morgan State	1-0	0-0	0-0	1-0
Arizona	0-5	0-0	0-5	0-0	East Stroudsburg	1-0	0-0	0-0	1-0	Mount St. Mary's	--	--	--	--
Arizona Christian	11-0	9-0	2-0	0-0	East Texas Baptist	1-0	0-0	0-0	1-0	Nebraska-Kearney	3-0	1-0	1-0	1-0
Arizona State	0-1	0-0	0-1	0-0	Eastern Arizona	5-23	4-10	1-13	0-0	Nebraska Wesleyan	1-0	1-0	0-0	0-0
Arkansas-Pine Bluff	1-0	1-0	0-0	0-0	Eastern Illinois	--	--	--	--	Nevada	0-1	0-0	0-1*	0-1
Arkansas State	1-0	1-0	0-0	0-0	Eastern Michigan	0-1	0-1	0-0	0-0	New Hampshire	0-1	0-1	0-0	0-0
Assumption College	1-0	1-0	0-0	0-0	Eastern New Mexico	26-12	17-1	8-11	1-0	New Mexico	1-3	1-0	0-3	0-0
Auburn-Montgomery	1-0	0-0	0-0	1-0	Emporia State	2-2	2-1	0-0	0-1	New Mexico Highlands	25-11	13-1	9-10	3-0
Augustana (S.D.)	0-1	0-1	0-0	0-0	Ferris State	0-1	0-1	0-0	0-0	New Mexico Military Inst.	1-1	0-0	1-1	0-0
Azusa Pacific	6-10	6-2	0-6	0-2	Findlay	0-1	0-1	0-0	0-0	New Mexico State	2-13	2-4	0-7	0-2
Benedictine (Mesa)	1-0	1-0	0-0	0-0	Florida A&M	2-0	2-0	0-0	0-0	Newberry	0-1	0-0	0-0	0-0
Bethany College (Kan.)	1-0	0-0	0-0	1-0	Florida International	1-0	1-0	0-0	0-0	Norfolk State	1-0	1-0	0-0	0-0
Bethesda College	1-0	1-0	0-0	0-0	Fort Hays State	3-1	2-0	0-1	1-0	North Carolina Central	1-0	1-0	0-0	0-0
Bethune-Cookman	2-0	2-0	0-0	0-0	Fort Lewis	26-15	14-7	9-7	3-1	North Central	1-0	0-0	0-0	1-0
Biola	10-8	6-1	4-6	0-1	Fresno Pacific	4-2	3-1	0-1	1-0	North Dakota	2-1	1-0	0-0	1-1
Black Hills State	2-0	2-0	0-0	0-0	Fresno State	0-1	0-0	0-1	0-0	North Park	1-0	1-0	0-0	0-0
Boise State	1-1	1-0	0-1	0-0	Grambling State	1-0	1-0	0-0	0-0	Northern Arizona	14-33	11-9	3-24	0-0
Briar Cliff Univ. (Iowa)	2-0	1-0	0-0	1-0	Greenville	2-0	2-0	0-0	0-0	Northern Iowa	1-0	0-0	1-0	0-0
Bridgeport (Conn.)	1-0	1-0	0-0	0-0	Hampton	1-0	1-0	0-0	0-0	Northwest Nazarene	2-2	1-1	0-0	1-1
Buffalo	0-1	0-1	0-0	0-0	Harvard	0-1	0-1	0-0	0-0	Northwestern (Iowa)	1-0	0-0	0-0	1-0
BYU-Hawaii	8-12	7-3	1-9	0-0	Hawai'i-Hilo	16-6	8-3	7-3	1-0	Northwestern Okla. St.	0-1	0-0	0-0	0-1
California Baptist	59-8	34-3	25-5	0-0	Hawai'i Pacific	14-5	9-0	5-5	0-0	Notre Dame de Namur	16-4	9-1	7-3	0-0
Cal Baptist - Covina	10-1	6-0	4-1	0-0	Holy Names	1-0	0-0	1-0	0-0	Notre Dame of Maryland	1-0	0-0	0-0	1-0
Cal Lutheran	13-6	9-1	3-5	1-0	Hope International	7-0	4-0	3-0	0-0	Occidental	13-0	8-0	4-0	1-0
Cal Poly	1-0	1-0	0-0	0-0	Houston	1-0	0-0	0-0	1-0	Oklahoma City	2-0	0-0	0-0	2-0
Cal Poly Pomona	15-18	8-8	7-9	0-1	Humboldt State	1-1	1-0	0-0	0-1	Oklahoma Panhandle St.	2-1	1-1	0-0	1-0
Caldwell	2-0	1-0	0-0	1-0	Husson	1-0	1-0	0-0	0-0	Olivet Nazarene (Ill.)	1-0	1-0	0-0	0-0
CSU Bakersfield	19-23	12-6	6-14	1-3	Idaho	1-1	1-0	0-1	0-0	Omaha	1-1	1-1	0-0	0-0
CSU Chico	10-7	4-3	3-4	3-0	Idaho State	0-1	0-1	0-0	0-0	Oral Roberts	0-1	0-1	0-1	0-0
CSU Dominguez Hills	29-23	19-7	9-15	1-1	Illinois	0-1	0-0	0-1	0-0	Ottawa (Kan.)	1-0	0-0	1-0	0-0
CSU East Bay	1-0	1-0	0-0	0-0	Illinois-Chicago	2-0	1-0	1-0	0-0	Pacific	0-1	0-1	0-0	0-0
CSU Los Angeles	14-17	9-7	5-8	0-2	Illinois Wesleyan	1-0	0-0	0-0	1-0	Pacific Lutheran	1-0	0-0	0-0	1-0
CSU Monterey Bay	1-1	1-1	0-0	0-0	Imperial Valley College	4-0	2-0	2-0	0-0	Palo Verde	10-2	5-1	5-1	0-0
CSU Northridge	3-3	0-0	3-2	0-1	Incarinate Word	0-1	0-1	0-0	0-0	Penn State	0-1	0-0	0-1	0-0
CSU San Bernardino	8-20	4-10	3-10	1-0	Indiana	0-1	0-0	0-1	0-0	Phoenix Coll.	4-7	2-4	2-3	0-0
Cameron	0-2	0-1	0-1	0-0	Indiana University of Penn.	0-1	0-0	0-0	0-1	Point Loma	25-14	11-4	13-10	1-0
Catawba	1-0	0-0	0-0	1-0	IUPUI	2-0	2-0	0-0	0-0	Pomona-Pitzer	4-1	1-0	1-1	2-0
Central Arkansas	2-0	2-0	0-0	0-0	Jackson State	1-0	1-0	0-0	0-0	Portland Bible Coll.	1-0	1-0	0-0	0-0
Central Oklahoma	2-1	1-0	0-0	1-1	Jacksonville	1-0	1-0	0-0	0-0	Portland State	1-0	1-0	0-0	0-0
Central Methodist (Mo.)	1-0	1-0	0-0	0-0	Jacksonville State	0-2	0-1	0-0	0-1	Providence (Mont.)	1-0	1-0	0-0	0-0
Central Michigan	1-1	1-0	0-1	0-0	Kansas City	10-3	6-1	3-2	1-0	Puget Sound	1-1	1-0	0-1	0-0
Central State	2-0	0-0	0-0	2-0	Kansas State	0-1	0-0	0-1	0-0	Purdue Fort Wayne	--	--	--	--
Central Washington	2-2	1-1	1-0	0-1	Kentucky	0-1	0-0	0-1	0-0	Regis	1-0	0-0	0-0	1-0
Chaminade	12-16	7-7	4-8	1-1	Kentucky Wesleyan	0-1	0-0	0-0	0-1	Regis University	2-1	1-0	0-0	1-1
Chapman	5-4	4-0	1-3	0-1	La Verne	24-6	15-2	9-4	0-0	Rider	1-0	1-0	0-0	0-0
Chicago State	10-2	5-1	5-1	0-0	Lamar	1-0	0-0	0-0	1-0	Robert Morris	1-0	1-0	0-0	0-0
Christian Brothers	0-1	0-1	0-0	0-0	Langston	2-1	2-0	0-0	0-1	Rockhurst	1-0	1-0	0-0	0-0
Claremont McKenna	5-1	2-0	2-0	1-1	Lewis & Clark	1-0	0-0	0-0	1-0	Sacramento State	1-1	1-0	0-1	0-0
Clarion (Pa.)	0-1	0-0	0-0	0-1	Liberty	--	--	--	--	Saint Ambrose (Iowa)	1-0	1-0	0-0	0-0
Clarke (Iowa)	1-0	1-0	0-0	0-0	Little Rock	1-0	1-0	0-0	0-0	Saint Anselm	0-1	0-1	0-0	0-0
Coastal Carolina	0-1	0-0	0-1	0-0	Longwood	1-0	1-0	0-0	0-0	Saint Joseph's	4-9	3-4	1-5	0-0
College of Artesia	3-1	2-0	0-1	1-0	Louisville	0-3	0-1	0-2	0-0	Saint Martin's	3-2	2-1	0-0	1-1
College of Idaho	4-0	3-0	0-0	1-0	Loyola Marymount	0-1	0-0	0-0	0-1	Saint Mary's	0-1	0-0	0-1	0-0
College of Santa Fe	27-9	16-2	10-7	1-0	Lubbock Christian	4-1	2-0	2-1	0-0	Saint Michael's	4-11	4-3	0-8	0-0
Colorado Christian	3-1	3-0	0-0	0-1	Marist	1-0	1-0	0-0	0-0	Saint Xavier (Ill.)	1-3	1-3	0-0	0-0
Colorado-Colorado Springs	2-0	1-0	1-0	0-0	Marshall	1-0	0-0	0-0	1-0	San Diego	11-11	6-3	5-8	0-0
Colorado Mesa	14-4	5-1	4-3	5-0	Marymount	0-1	0-0	0-0	0-1	San Diego Christian	10-2	7-1	3-1	0-0
Colorado-Mines	8-0	3-0	0-0	5-0	Metro State	2-1	1-0	1-1	0-0	San Diego State	3-0	1-0	2-0	0-0
Colorado State-Pueblo	8-5	4-0	2-2	2-3	Montana-Western	2-1	2-0	0-0	0-1	San Francisco	0-1	0-0	0-1	0-0
Concordia (Calif.)	2-1	1-1	0-0	1-0	MidAmerica Nazarene	1-0	1-0	0-0	0-0	San Francisco State	13-6	7-1	6-3	0-2
Concordia (Neb.)	2-0	2-0	0-0	0-0	Middle Tennessee	0-1	0-0	0-0	0-1	Savannah State	1-0	0-0	0-0	1-0
Concordia (Tex.)	1-0	0-0	0-0	1-0	Midwestern State	1-0	0-0	0-0	1-0	Seattle Pacific	12-7	7-1	1-5	4-1
Coppin State	1-0	1-0	0-0	0-0	Millikin	1-0	1-0	0-0	0-0	Seattle U	12-2	6-1	5-1	1-0
Cumberlands	1-0	0-0	0-0	1-0	Minnesota-Duluth	2-0	2-0	0-0	0-0	Simon Fraser (B.C.)	1-0	1-0	0-0	0-0
Dallas	1-0	0-0	0-0	1-0	Minnesota State Moorhead	1-0	0-0	0-0	1-0	Simpson	1-0	0-0	1-0	0-0




SCHOOL	OVR	H	A	N
Sonoma State	7-7	3-4	3-3	1-0
South Carolina State	1-0	1-0	0-0	0-0
South Dakota	1-0	1-0	0-0	0-0
South Dakota State	0-2	0-1	0-1	0-0
South Florida	0-1	0-0	0-0	0-1
Southern Illinois-Edwardsville	2-1	1-1	1-0	0-0
Southern Indiana	0-1	0-0	0-1	0-0
Southern Nazarene	3-0	1-0	1-0	1-0
Southern New Hampshire	0-1	0-1	0-0	0-0
Southern	1-0	1-0	0-0	0-0
Southern Utah	36-16	21-2	9-12	6-2
SW Minnesota State	0-1	0-0	0-0	0-1
Southwestern Coll. (Kan.)	1-0	1-0	0-0	0-0
St. Cloud State	1-0	1-0	0-0	0-0
St. Edward's	1-0	1-0	0-0	0-0
St. John's	0-1	0-0	0-0	0-1
St. Mary's (Texas)	1-0	0-0	0-0	1-0
St. Thomas	13-3	13-3	0-0	0-0
Stanislaus State	11-8	9-2	2-6	0-0
Sul Ross State	2-0	0-0	1-0	1-0
Tabor Coll. (Kan.)	1-0	0-0	0-0	1-0
Tarleton State	2-0	1-0	0-0	1-0
Tennessee-Chattanooga	0-1	0-0	0-1	0-0
Texas	0-1	0-0	0-1	0-0
Texas College	1-0	0-0	0-0	1-0
Texas Lutheran	1-0	0-0	0-0	1-0
Texas Wesleyan	1-1	1-0	0-1	0-0
Tulsa	0-1	0-0	0-1	0-0
The Master's College	21-0	14-0	6-0	1-0
UT Rio Grande Valley	9-3	5-1	4-2	0-0
Transylvania	0-1	0-1	0-0	0-0
UC Davis	4-12	2-5	1-5	1-2
UC Irvine	2-0	1-0	1-0	0-0
UC Riverside	22-13	13-2	8-9	1-2
UC San Diego	10-7	5-2	5-4	0-1
UC Santa Cruz	1-0	0-0	0-0	1-0
US International	4-0	2-0	2-0	0-0
Utah	0-2	0-0	0-2	0-0
Utah Valley	10-5	5-1	3-4	2-0
UNLV	3-3	3-0	0-3	0-0
UT Arlington	0-1	0-1	0-0	0-0
Valparaiso	--	--	--	--
Vanguard	17-2	8-1	4-1	5-0
Virginia State	1-0	0-0	0-0	1-0
West Georgia	1-0	0-0	0-0	1-0
Wisconsin-Oshkosh	1-0	1-0	0-0	0-0
Wisconsin-Parkside	1-0	0-0	0-0	1-0
Wisconsin-Stevens Point	1-0	1-0	0-0	0-0
Walsh (Ohio)	0-1	0-1	0-0	0-0
Washburn	0-2	0-1	0-0	0-1
Wayland Baptist (TX)	2-4	2-0	0-4	0-0
Wayne State	0-1	0-1	0-0	0-0
Waynesburg	1-0	0-0	0-0	1-0
Weber State	0-1	0-0	0-1	0-0
West Coast Baptist	1-0	0-0	1-0	0-0
West Texas A&M	1-2	1-0	0-2	0-0
Western New Mexico	41-37	28-11	11-22	2-4
Western Oregon	1-1	1-0	0-0	0-1
Western State Colorado	13-5	9-1	3-4	1-0
Western Washington	0-6	0-1	0-4	0-1
Westminster College (Utah)	3-0	1-0	0-0	2-0
Westmont	8-8	3-5	4-3	1-0
Wheaton Academy	1-0	1-0	0-0	0-0
Whittier	1-0	1-0	0-0	0-0
William Jessup	1-0	1-0	0-0	0-0
William Jewell (Mo.)	1-1	1-1	0-0	0-0
Winona State	1-2	1-0	0-0	0-2



BAYARD FORREST / 1973-76 FIRST TEAM ALL-AMERICAN



JOSHUA BRAUN / TWO TIME ACADEMIC ALL-AMERICAN



ALESSANDRO LEVER / 2017-18 WAC FRESHMAN OF THE YEAR

OUTLOOK

REVIEW

MEET THE LOPES

THIS IS GCU

HISTORY



HISTORY | ALL-TIME ROSTER

OUTLOOK

REVIEW

MEET THE LOPES

THIS IS GCU

HISTORY

A	
Acker, Joe	1970-71
Adams, Jeremy	2013-14
Adeyemi, dabi Yato	2006-07
Aidoo, Fiifi	2016-18
Akre, Ron	1986-88
Alexander, Bobby	1996-97
Alexander, Daniel	2013-15
Alexander, T.A.	1981-82
Allen, Jerry	1996-98
Allen, Nehemiah	2016-18
Allen, Virgil	1980-81
Allison, Joey	1989-91
Alonzo, Noe	2004-06
Alvarado, Andy	1973-74
Amoaku, Kwaku	1998-00
Anfinson, Dave	1959-63
Archbold, Kenny	1994-97
Arvisu, Ray	1977-79
Aycock, Lloyd	1959-62



DANIEL ALEXANDER / 2013-15

B	
Babcock, David	1978-79
Babcock, Ron	1970-74
Bacon, Richard	1975-79
Baird, Bill	1958-59
Baker, Charlie	1952-56
Baker, Doug	1955-59
Baker, Kweli	1999-01
Baker, L.E. "Sharky"	1952-54
Baker, Randy	1954-55
Baker, Robin	1978-80
Bangai, Louis	2019-
Barfield, Larry	1964-65
Barnes, Daryl	1958-59
Barnes, John	1949-50
Barnes, Paul	1951-52
Barnes, Richard	1953-54
Barnett, Andre	1991-92
Barquin, Bill	1996-98
Bartzis, Pete	1978-79
Barwick, Tommy	1957-58
Bateman, Wayne	1965-67
Baxter, Rod	1971-73
Benion, David	1979-80
Benson, Casey	2017-18
Benson, T.J.	2009-10
Bisbee, Chuck	1955-59
Blacksher Jr., Javon	2019-
Blake, Jack	1959-60
Blumbergs, Roberts	2017-19
Boatright, Mike	1980-84
Bogan, Rudy	2006-08
Bonham, Dale	1959-60
Boone, Camryn	2012-13
Braun, Joshua	2013-18
Bretz, Gary	1971-73
Brewer, Gerry	1962-64
Briscoe, Chad	1991-93
Brower, Tim	1979-80
Brown, Garrett	2002-03
Brown, Isiah	2018-
Brown, Phil	1963-65
Brumback, Everett	1949-50
Burdette, Scott	1973-75

Burnside, Joe	1968-70
Bush, Steve	1963-64
Buzzard, Bob	1961-62
Byron, Rudy	1997-98



JOSHUA BRAUN / 2013-18

C	
Campbell, Joe	1978-79
Capriotti, James	1994-95
Carlile, Jim	1966-67
Carr, Shaq	2016-18
Carranza, Frank	2002-04
Carrian Armas, Adrian	2013-17
Carroll, Brad	2009-13
Carter, Billy	1982-84
Carter, Jim	1954-57
Carter, Londen	2007-09
Carter, Maurice	1990-92
Cathey, Curtis	1994-95
Cecil, Dave	1984-85
Chambers, Shansan	2006-07, 08-09
Chaney, Tariq	1999-00
Chase, Bob	1969-71
Chin, Marques	1999-01
Churchill, Jeff	1976-80
Clark, Darion	2016-17
Collins, Jim	1969-71
Conner, Jerry	1960-62
Cordova, Joe	1962-63
Corley, Bob	1966-67
Corley, Guy	1994-96
Costello, Chris	2000-01
Craig, Larry	1982-83
Craig, Les	1975-76
Crain, Johnny	1957-58
Creech, Dave	1961-62
Crow, Jerry	1954-55
Cuen, Dave	2008-09
Cuen, Eric	2008-09
Currier, Dillon	2011-13
Currier, Travis	2009-12



SHAQ CARR / 2016-18

D	
Dahlberg, Jeremy	2003-04
DaLessio, Ron	1987-88
Dale, Parker	2017-18
Daly, Sam	2013-15
Daniels, Arthur	1999-02
Darrington, Craig	1971-73
Daugherty, Kevin	2008-09
Davis, Blake	2011-14
Davis, Bob	1949-53
Davis, DeAndre	2014-16

Davis, Prileu	2004-05
Davis, Rich	2005-07
Davis, Rick	1983-85
Dawson, Ed	1976-78
Daye, Mike	2003-05
Dean, Howard	1954-58
Dean, T.C.	1956-59
Deines, Bob	1957-59
Dempster, Brandon	2007-09
Dixon, Mikey	2019-
Dobrzanski, Jovian	2000-02
Dollar, Lee	1966-67
Doughty, Cramer	2009-10
Dreschel, Trey	2018-19
Dullakas, Brandon	2009-10
Duncan, Tony	1979-81
Dunse, Steve	1971-74
Dyer, Mark	1987-90



MIKEY DIXON / 2019-PRESENT

E	
Edmonds, Prince	1997-99
Edwards, Andre	1989-90
Ellsworth, Drew	2004-05
Embry, Tom	1960-61
Engel, Robert	1987-89
Estelle, Jevon	2013-16
Ernst, Gary	1968-70
Eshelman, Don	1955-57
Everett, David	1971-76
Eymann, Chris	1992-94



DAVID EVERETT / 1971-76

F	
Farmer, Stan	1968-70
Farrell, Charlie	1978-80
Faver, Fred	1961-62
Fearen, Ray	1982-83
Fetters, Micah	2010-13
Finke, Michael	2018-19
Finke, Tim	2018-19
Finney, Tyrome	1994-96
Fisher, Jaylen	2019-
Foote, Ernie	1965-68
Foreman, Justin	2011-14
Forrest, Bayard	1972-76
Forrest, Dan	1950-54
Forrest, Jon	1973-77
Forrest, Nelson	1949-51, 53-55

Forrest, Truett	1972-76
Fossum, Jim "Dub"	1962-66
Foster, Alyx	2009-10
Frank, Noel	1960-62
Franklin, Jim	1953-55
Frayer, Oscar	2016-
Fredrick, Rayner	2012-13
French, Bill	1963-65
Fudge, Jeff	1985-86



OSCAR FRAYER / 2016-PRESENT

G	
Gagnon, Duane	1965-69
Gaines, Cliff	1989-91
Gallagher, Bob	1985-88
Gantt, Bobby	1985-86
Garcia, Ralph	1950-51
Gardner, Jack	1950-52
Garner, Dante	2001-03
Garrison, Jerome	2011-15
Gast, Keith	1969-71
Geer, Nathan	1994-96
Geerders, Gijs	1989-90
George, Bill	1956-58
Gerdes, Raef	2018-
Gilbert, Archie	1956-57
Gilchrist, Wayne	1980-82
Gillette, Tony	1992-93, 96-97
Gilliam, Gary	1960-63
Gillis, Bryan	1982-83
Glaze, Grandy	2015-16
Glenn, Andray	2005-08
Golleher, Michael	2008-09
Gonzales, David	2006-08
Gonzales, Josh	1994-96
Goodere, Justin	1998-00
Gorraiz, Pete	1951-54
Gottlieb, Dan	1999-01
Graves, John	1983-84
Graves, Ricky	1984-85
Gray, Bob	1956-57
Gray, Brian	1980-82
Green, Curtis	2003-05
Greene, Devon	2006-07
Greene, Mike	1986-87
Greer, Bert	1950-54
Greer, Ricky	2003-05
Grindatto, Jean-Marc	1983-85
Grothaus, Mike	2004-08
Gutierrez, Fredy	1993-94




JEROME GARRISON / 2011-15



H

Haddow, Mike	1973-75
Hall, Andre	1997-99
Hall, George	1976-78
Hall, Nelson	1985-86
Hall, Royce	2003-04
Hamilton, Danny	1983-84
Hanley, Terry	1962-66
Hansen, Nathan	1995-98
Harris, Sean	2001-03
Harrison, Toby	1981-82
Harrison, Wayne	1974-77
Hayes, Chester	1990-94
Hegler, Bill	1956-59
Helton, Eugene	1971-73
Helton, J.C.	1965-68
Henderson, Reggy	1984-85
Henige, Bob	1985-88
Herrington, Hank	1977-79
Hersha, Derek	1995-97
Hester, Seneca	1998-99
Hibbitts, Brent	2018-19
Hightower, Rodney	1973-75
Hill, Bob	1952-56
Hill, Dane	2008-09
Hines, Don	1993-94
Holified, Caleb	2018-19
Hodo, Dewan	1983-84
Holm, George	1975-77
Holt, Dennis	1966-67
Holthaus, Todd	1991-93
Hopewell, Allen	1968-69
Hutchinson, Tom	1980-81
Huddgens, Trent	1992-94
Hunter, Brian	2002-04



J.C. HELTON / 1965-68

I

Inman, Spencer	1998-00
Irvine, Jim	1970-74

J

Jackson, Olint	1951-52
Jackson, Matt	2014-19
Jackson, Mickey	1956-57
Jackson, Ray	1977-79, 82-83, 84-85
Jackson, Roger	1963-65
Jakes, Dave	1963-64
Jaksic, Miroslav	2013-15
James, Darrell	1984-87
Jannssen, John	2000-03
Jenkins, Lorenzo	2019-
Johns, Rodney	1986-88
Johnson, Carlos	2018-
Johnson, Chris	2010-12
Johnson, Craig	1987-89
Johnson, Davin	1997-98
Johnson, Mike	1989-92
Johnson, W. Estevan	1993-94
Johnston, Jim	1961-62, 63-64
Jones, Carlton	1967-69
Jones, Derek	1989-91
Jones, Dormin	1983-84

Jones, Elliot "Dinky"	1982-83
Jones, John	1990-91, 92-93
Jones, Steve	1988-90
Joyce, James	1975-76
Juarez, Isaiah	2014-15



CARLOS JOHNSON / 2018-PRESENT

K

Kanis, Brad	2007-08
Karre, Milee	2005-09
Karuletwa, Jack	1993-94
Kay, Wickey	1954-55
Kelley, Mel	1995-96
Key, Damon	1999-00
Kennedy, Kevin	1984-85
King, Leland	1985-86
Knight, Steve	1960-61
Knighton, Touré	1997-01
Knox, Al	1953-55
Kopke, Jerry	1955-56
Kovacic, Emilio	1987-88
Kulovitz, Bob	1982-83
Kyle, Anthony	1992-93

L

Lamb, Terry	1979-81
Langford, Eric	1994-96
Lansman, Gary	1972-73
Larson, Killian	2011-14
Lawal, Abidemi	1977-78
Lawson, Glen	1950-51
Layne, Charles	1967-68
Leach, Ken	1959-60
Lebeck, Ken	1985-86
Ledbetter, Mart	1973-74
Ledbetter, Mike	1987-89
Lee, Bryan	2003-07
Lever, Alessandro	2017-
Lewis, Ron	1964-68
Lindsey, Ben	1959-62
Ljeskovic, Uros	2015-16
Llamas, Horacio	1994-96
Lloyd, Jackson	1970-71
Lopez, Dave	1967-68
Lopez, Mario	1988-89
Lowery, Jeff	2012-14
Lowery, Joshua	2012-13
Luster, Rick	1972-74



ALESSANDRO LEVER / 2017-PRESENT

M

Magee, Dominic	2015-16
Majerle, Ryan	2013-16

Makinde, Ladi	2006-08
Manning, Vincent	1991-93
Marks, Ramon	1992-94
Martin, Dan	1976-77
Martin, Gerard	2014-19
Martin, Harry	1958-62
Mattson, Gary	1957-61
Mayberry, Rob	1981-82
McConnell, Cameron	2007-08
McCormick, Charles	1968-69, 70-71
McCormick, Charlie	1979-81
McCowan, Lee	1999-00
McDaniel, David	1989-90
McFerrin, Ted	1980-81
McGlothlan, Gabe	2019-
McGlothlin, Roger	1968-69
McGough, Byron	1951-53
McGovern, Sean	1991-92
McIver, Scott	1980-82
McKinney, Anthony	1981-83
McKinney, Rhon	1990-91
Mead, Randy	1982-83, 84-85
Meeks, Elbert	1992-94
Menefee, Jerry	1950-54
Merkel, Steve	1968-69
Miller, Dow	1949-50
Miller, Evert	1960-61
Miller, Zach	1999-00
Milstead, Damari	2017-19
Mitchell, Cleveland	1985-86
Mitchell, Dwain	1970-71
Mohammed, Caliph	2002-04, 05-06
Monteverde, Rodrigo	1984-86
Mooney, Anthony	1995-96
Moore, Blake	2008-09
Moorer, Chuck	1976-78
Mora, Justin	1997-99
Morgan, Cecil	1951-52
Morin, Steven	2009-13
Morrison, Kent	1954-55
Morrison, Ty	2007-08
Moss, Kerry	1991-92
Moss-Kelly, Steve	1999-00
Motsinger, Tom	1985-86
Mullins, Kenny	1999-01
Murphy, Glenn	1949-50
Murphy, Jim	1966-68
Murphy, Mark	1996-97
Musser, Skyler	2006-07



GERARD MARTIN / 2014-19


N

Neill, Aaron	1993-94
Nelson, Cooper	2009-11
Nelson, James	1966-68
Nelson, Ryan	2004-06
Newendyke, Paul	2010-11
Newman, Ronnie	2001-03
Newsom, Damien	2001-02
Ngoundjo, Gaby	2009-11
Nichols, Chad	1992-93
Nikolaus, D.L.	1965-66
Nikolaus, Gerald	1965-67
Nite, Ted	1968-70
Nix, Paul	1960-63
Noble, Bobby	1993-95

Norris, Al	1992-93
Nudo, Kenzo	2015-17
Nurumbi, Engen	2008-09

O


Oates, Jeff	1984-85
Odeh, Maen	2004-05
Odhiambo, Joseph	1988-91
Offerman, Brent	1956-58
O'Guinn, Michael	1995-97
Okafor, Tobe	2014-15
Okpoh, Bryce	2019-
Okugo, Akachi	2013-14
Oliphant, Blair	1987-89
Oliver, Mike	1999-00
Ondigo, Joshua	1988-92
Osborne, Mike	1974-78
Otis, Kelvin	1997-99



BLAIR OLIPHANT / 1987-89

P

Pappas, James	1977-79
Pappas, Steve	1974-76
Parrish, Brad	1983-84
Payne, Richard	1967-68
Payne, Wayman	1981-82
Peoples (King), Darrell	1991-93
Pettaway, Jason	2004-05
Pickrel, Braylon	2010-13
Pile, Allen	1963-65
Pittman, Carter	1981-83
Pitts, Denford	1949-50
Plaisier, Mark	2005-06
Polk, Willie	1977-79
Polk, Will, Jr.	2002-03, 06-07
Poole, Duane	1975-77
Pope, Dana	1992-94
Powell, Carl	1981-83
Prettyman, Leigh	1969-70
Price, Bill	1976-80
Prock, Dan	1967-68
Pyers, Jim	1979-83



BILL PRICE / 1976-80

Q

Quay, Bob	1951-52
-----------	---------

R


Ramirez, Tareq	2005-06
Ramos, Marco	2009-10

Reed, Larry	1995-97
Reno, Mike	1970-71
Rhymes, J.J.	2018-
Rice, Jim	1967-71
Ricketts, Mike	1979-81
Riggins, Jabari	2000-04
Rising, Melvin	1952-56
Rissi, John	1979-81
Robbins, Barrett	2010-13
Roberts, Jerry	1955-56
Robinette, Clarence	1950-54
Rock, Jim	1957-58
Rogers, Denny	1980-81
Ross, Gerald	1978-80
Ross, Joe	1951-52
Rucker, George	1985-86
Russell, DeWayne	2014-17



DEWAYNE RUSSELL / 2014-17

S	
Sankare, Ibrahima	2016-18
Santa Cruz, Rudy	1971-73
Schmidt, Dan	1974-76
Scipo, Ron	1983-84
Scott, Nate	1997-99
Scroggins, Cecil	1985-87
Self, Delbert	1957-58
Seamster, Alvin "Buddy"	1951-55
Senitza, Rick	1968-70
Shannon, Quincy	1998-00
Shikles, Don	1976-77
Shipp, Ed	1956-60
Shirley, Jim	1962-63
Showers, Mark	1983-85
Shuey, Tom	1993-95
Simmons, Shelton	1994-97
Singleton, Ron	1986-87
Slade, George	1977-78, 79-80
Smith, Kerwin	2014-18
Smith, Sonny	2005-06
Smith, Quinn	2018-19
Somers, Del	2001-03
Sorensen, Lew	1955-58
South, Lynn	1962-66
Speckman, Joel	1991-93
Speed, Kyle	2010-12
Spry, Ethan	2019-
Staples, Cornell	1982-84
Starkey, O.H.	1949-50
Stevenson, Kevin	2004-05
Steward, Anthony	1989-90
Stewart, Murphy	2001-03
Stoglin, James	1984-85
Stokes, Nate	1976-78
Stout, Bob	1974-76
Stringer, H.K.	1949-51
Stroman, Terrance	2002-03
Stromvall, Jason	2005-07
Sullivan, Bill	1965-68
Swain, Emil	2004-05
Swenton, Matt	2000-01
Swindle, Larry	1963-64
Swinford, Mike	1968-70
Sy-Savane, Cheick	2016-18




BILL SULLIVAN / 1965-68

T	
Tackett, Ron	1958-59
Tadema, Cliff	1974-75
Taylor, Charlie	1961-62
Taylor, Eric	1988-91
Tchatchoua, Rony	2009-11
Teague, Bernie	1971-72
Thomas, Ken	1957-61
Thompson, Dwaine	1993-94
Thompson, Orin	1960-61
Thompson, Richard	1964-65
Tidmore, Maynard	1959-62
Tolson, Zach	2015-16
Toure, Boubecar	2014-17
Traylor, Jack	1968-69
Trevino, Rod	1988-89
Tripp, Homer	1975-76
Tucker, Kevin	1983-85
Turner, Doug	1958-60
Turner, Eddie	1999-02
Turner, Milt	1967-68



MILT TURNER / 1967-68

U	
Upton, Greg	1968-71



GREG UPTON / 1968-71

V	
VanderPloeg, Steve	1972-75
Vaughn, Mike	1988-89
Vernon, Keonta	2015-18
Vinson, Joe	1992-93
Vujas, Mike	1969-70

W	
Wadell, Ron	1966-67
Wahlstrom, David	1994-95
Walker, Demetrius	2013-14
Walker, Tom	1949-50
Walton, Michael	1983-84
Ward, Gary	1985-87
Ware, Gary	1987-88
Warren, Bo	1962-66
Warren, Kevin	1984-86
Washington, Juwan	2016-17
Watson, Bob	1949-50
Weaver, Joe	1963-64
Webb, Brian	2001-02
Welch, Mike	1981-82
Wells, Scott	1983-84
Wesolowski, Justin	2009-12
Wesson, Jim	1956-57
Wheeler, Mark	1988-89
White, Darius	1992-93
White, Grant	2016-17
Whitmer, Roy	1957-58
Wilcox, Earl	1969-70, 72-73
Wildenborg, Ethan	1992-93
Williams, Bryan	1983-84
Williams, Chris	1986-87
Williams, Danl	1987-89
Williams, Dave	1959-60
Williams, John	1996-97
Williford, Darryl	1988-90
Winters, Bill	1954-55
Witherill, Nick	2009-12
Wolf, Greg	1972-73
Woods, Maurice	1985-86
Woolridge, Royce	2014-15
Wyatt, James	1964-66
Wynn, Fletcher	2010-11



DAN WILLIAMS / 1987-89

Y	
Yokley, Dawaine	1986-87
Young, Danny	1985-87
Youngbloom, Jim	1957-58

Z	
Zuilhof, Jake	2011-14
Zuniga, Enrique	1997-99



JAKE ZUILHOF / 2011-14

Bold denotes current players



NAIA POSTSEASON HISTORY

1972-73 NAIA TOURNAMENT

3/13 vs. Winona State L 64-70

1973-74 NAIA TOURNAMENT

3/11 vs. Virginia State W 69-65

3/13 vs. Indiana Penn L 65-66

1974-75 NAIA CHAMPIONS

3/11 vs. Willamette W 83-60

3/12 vs. Illinois Wesleyan W 66-63

3/13 vs. Wisconsin-Parkside W 70-54

3/14 vs. Alcorn State W 88-68

3/15 vs. Midwestern W 65-54

1975-76 NAIA TOURNAMENT

3/9 vs. Central State W 57-52

3/10 vs. Newberry L 58-65

1977-78 NAIA CHAMPIONS

3/13 vs. Cumberland College W 70-64

3/15 vs. Hawaii-Hilo W 83-67

3/16 vs. Central State W 88-82

3/17 vs. East Texas State W 74-69

3/18 vs. Kearney State W 79-75

1978-79 NAIA TOURNAMENT

3/12 vs. Marymount L 74-79

1979-80 NAIA TOURNAMENT

3/11 vs. Clarion State L 75-83

1987-88 NAIA CHAMPIONS

3/17 vs. Hastings College W 103-75

3/18 vs. Fort Hays State W 101-95

3/19 vs. College of Idaho W 99-96

3/21 vs. Waynesburg W 108-106

3/22 vs. Auburn-Montgomery W 88-86


1988-89 NAIA TOURNAMENT

3/15 vs. Western Montana L 65-79

1989-90 NAIA TOURNAMENT

3/14 vs. Briar Cliff W 73-66

3/15 vs. USC-Spartanburg L 69-75



NCAA DIVISION II POSTSEASON HISTORY

1995-96 NCAA WEST REGIONAL

3/7 vs. Alaska Anchorage W 105-96

3/8 at CSU Bakersfield L 65-71

1996-97 NCAA WEST REGIONAL

3/6 vs. UC Davis W 78-66

3/7 at CSU Bakersfield L 70-80

1997-98 NCAA WEST REGIONAL

3/5 vs. CSU Los Angeles L 53-58

NCAA DIVISION I POSTSEASON HISTORY

2013-14 CIT

3/19 vs. Pacific L 67-69

2014-15 CIT

3/18 vs. Northern Arizona L 70-75

2015-16 CIT

3/14 vs. South Carolina State W 78-74

3/17 vs. Jackson State W 64-54

5/23 at Coastal Carolina L 58-60

2017-18 CBI

3/14 vs. Mercer L 73-78

2018-19 CBI

3/20 at West Virginia L 63-77





OUTLOOK


REVIEW

MEET THE LOPES

THIS IS GCU

HISTORY

GCU GREATS



C
6-10
235

... BAYARD FORREST ...


Years at GCU: 1972-76

GCU accolades: 1975 NAIA national champion ... GCU's all-time leading scorer with 2,195 and rebounder with 1,544, career averages of 17.6 points and 12.6 rebounds ... first player inducted into the GCU Athletics Hall of Fame

Years pro: 1977-79

Pro teams: Phoenix Suns

Pro accolades: Played in 139 career games averaging 4.1 points and 4.1 rebounds per game in 15.3 minutes ... appeared in 16 playoff games including Phoenix's run to the Western Conference Finals in 1979.



C
6-11
285

... HORACIO LLAMAS ...


Years at GCU: 1994-96

GCU accolades: Career averages of 16.3 points and 9.4 rebounds per game in 28.8 minutes per game ... holds the single-game record with 10 blocks ... had 106 blocks in the 1996-97 season, the most ever at GCU.

Years pro: 1996-98

Pro teams: Phoenix Suns

Pro accolades: Became the first Mexican-born player to play in the NBA ... appeared in 28 career games, scored 58 career points and grabbed 36 rebounds with 11 blocks ... played with the Detroit Pistons and the Los Angeles Lakers in the NBA Summer League.



... PAUL WESTPHAL ...

Years at GCU: 1986-88

GCU coaching record: 63-18 (.778) in two seasons

GCU accolades: Coached GCU to the 1988 NAIA national championship and a 37-6 record ... the 37 wins are the most by a coach in a single season at GCU ... held an 8-1 record in postseason games778 winning percentage is the highest by a GCU head coach.

NBA coaching record: 318-279 in 10 seasons

Pro teams: Phoenix Suns 1992-96, Seattle SuperSonics 1998-2001, Sacramento Kings 2009-12

Pro accolades: In his first NBA season, led the Suns to a 62-20 record and an appearance in the 1993 NBA Finals against Michael Jordan and the Chicago Bulls ... made three straight playoff appearances with the Suns ... served as an assistant coach for the Suns, Dallas Mavericks and Brooklyn Nets ... owned a 27-22 record in the NBA playoffs.



CURRENT PROFESSIONALS

DANIEL ALEXANDER
SWEDEN



Team: BC Lulea
Years pro: 3
At GCU: 2013-15

CASEY BENSON
FINLAND



Team: Korihait Basket Sharks
Years pro: 2
At GCU: 2017-18

JOSHUA BRAUN
GERMANY



Team: Eisbaeren Bremerhaven
Years pro: 2
At GCU: 2013-18

OUTLOOK

REVIEW

MEET THE LOPES

THIS IS GCU

HISTORY

TREY DRECHSEL
SERBIA



Team: KK Mladost Admiral Zemun
Years pro: 1
At GCU: 2018-19

MICHAEL FINKE
POLAND



Team: Legia Warsaw
Years pro: 1
At GCU: 2018-19

GRANDY GLAZE
FRANCE



Team: Sudbury Five
Years pro: 3
At GCU: 2015-16

DEWAYNE RUSSELL
GERMANY



Team: Crailsheim
Years pro: 3
At GCU: 2014-17

KEONTA VERNON
FRANCE



Team: Toulouse
Years pro: 2
At GCU: 2015-18



ALL-TIME

POINTS

1.	46	Ron Singleton	Western New Mexico	2/3/87
----	----	---------------	--------------------	--------

FIELD GOALS MADE

1.	18	Ben Lindsey	LaVerne	2/17/62
2.	14	DeWayne Russell	Louisville	12/3/16

FIELD GOAL PERCENTAGE (min. 7 FGA)

1.	Craig Johnson (10-for-10)	Drury	2/18/89
2.	George Hall (9-for-9)	Northern Arizona	1/17/78
3.	Horacio Llamas (9-for-9)	Colorado Christian	11/20/95
4.	John Janssen (7-for-7)	CSU Dominguez Hills	1/19/01
5.	Joshua Braun (7-for-7)	Black Hills State	11/17/15

3PT MADE

1.	9	Ron Singleton	Western New Mexico	2/3/87
	9	Chad Briscoe	Chapman	12/30/92
	9	Joshua Braun	Chicago State	2/23/17

3PT FG PERCENTAGE (min. 5 3PT attempts)

1.	Craig Johnson (6-for-6)	Drury	2/18/89
	Nick Witherill (6-for-6)	at CSU Dominguez Hills	11/17/09
3.	Richard Davis (5-for-5)	San Francisco St.	2/20/06
	Mike Ledbetter (5-for-5)	Southern Nazarene	1/19/88
	Tyrome Finney (5-for-5)	UC-Riverside	1/28/95
	Joshua Braun (5-for-5)	Black Hills State	11/17/15

FREE THROWS MADE

1.	20	Doug Baker	St. Joseph's	1/26/57
----	----	------------	--------------	---------

FREE THROW PERCENTAGE (min. 7 FT attempts)

1.	14-for-14	Mike Haddow	Missouri-Kansas City	12/19/74
----	-----------	-------------	----------------------	----------

REBOUNDS

1.	26	T.C. Dean	Phoenix College	1/14/58
----	----	-----------	-----------------	---------

BLOCKS

1.	10	Horacio Llamas	Clarke	12/16/95
----	----	----------------	--------	----------

ASSISTS

1.	20	Ryan Nelson	Notre Dame de Namur	2/25/06
----	----	-------------	---------------------	---------

STEALS

1.	10	Jeff Fudge	The Master's College	11/16/85
----	----	------------	----------------------	----------

DIVISION I ERA (2013-PRESENT)

POINTS

1.	42	DeWayne Russell	Louisville	12/3/2016
2.	38	Michael Finke	Eastern New Mexico	2/28/2019
3.	35	Carlos Johnson	vs. Utah Valley (WAC Tournament)	3/15/2019
4.	34	Joshua Braun	Utah Valley	1/16/2016
5.	31	four players tied..		

FIELD GOALS MADE

1.	16	Michael Finke	Kansas City	2/14/2019
2.	14	DeWayne Russell	Louisville	12/3/2016
3.	12	Grandy Glaze	Omaha	12/13/2016
	12	Killian Larson	Chicago State	3/1/2014
	12	Carlos Johnson	Utah Valley (WAC Tournament)	3/15/2019

FIELD GOAL PERCENTAGE

1.	1.000 (8-8)	Keonta Vernon	Grambling State	12/9/2017
	1.000 (7-7)	Joshua Braun	Black Hills State	11/17/15
3.	.900	Grandy Glaze	Southern	12/8/2015
	.900	Grandy Glaze	Mississippi Valley State	11/23/2015
5.	.857	Grandy Glaze	Omaha	12/13/2015

3PT MADE

1.	9	Joshua Braun	Chicago State	2/23/2017
2.	7	Jerome Garrison	Kansas City	2/27/2014
	7	Joshua Braun	Utah Valley	1/7/2017
4.	6	eight tied at 6		

3PT FG PERCENTAGE

1.	1.000 (5FG)	Joshua Braun	Black Hills State	11/17/15
2.	.750	DeWayne Russell	Arkansas-Pine Bluff	12/22/2016
	.750	Carlos Johnson	Utah Valley (WAC Tournament)	3/15/2019
4.	.700	Jerome Garrison	Kansas City	2/27/2014
5.	.667	Joshua Braun	at Kansas City	1/23/2016

FREE THROWS MADE

1.	17	Joshua Braun	Utah Valley	1/16/2016
2.	16	Jerome Garrison	Idaho	1/23/2014
3.	15	Jerome Garrison	CSU Bakersfield	2/8/2014
4.	14	three tied at 14		

FREE THROWS ATTEMPTED

1.	20	Jerome Garrison	Idaho	1/23/2014
2.	19	Joshua Braun	Utah Valley	1/16/2016
3.	17	DeWayne Russell	Cal Poly	12/28/2016
	17	Alessandro Lever	UMKC	3/8/2018
	17	Joshua Braun	New Mexico State	1/9/2016

REBOUNDS

1.	20	Killian Larson	at Chicago State	1/30/2014
	20	Killian Larson	at Idaho	2/22/2014
3.	17	Demitrius Walker	Vanguard	12/3/2013
	17	Killian Larson	Savannah State	11/22/2013
	17	Killian Larson	at New Mexico State	3/6/2014

BLOCKS

1.	5	Daniel Alexander	SeattleU	1/25/2014
	5	Daniel Alexander	CSU Bakersfield	2/8/2014
3.	4	six tied at 4		

ASSISTS

1.	12	DeWayne Russell	Omaha	12/13/2015
	12	DeWayne Russell	Mississippi Valley State	11/23/2015
3.	11	DeWayne Russell	Utah Valley	1/7/2017
	11	DeWayne Russell	UTRGV	1/7/2016
	10	three tied at 10		

STEALS

1.	7	Gerard Martin	SIUE	11/28/2016
2.	5	Gerard Martin	at UC Riverside	12/31/2016
	5	Gerard Martin	CSU Bakersfield	2/2/2019
	5	Damari Milstead	Arkansas State	11/17/2018
4.	4	14 tied at 4		



ALL-TIME

POINTS

1. 144 Arizona College of the Bible 11/19/96

FIELD GOALS MADE

1. 61 West Coast Christian 1/14/89

FIELD GOALS ATTEMPTED

1. 116 St. Michael's 2/12/66

FIELD GOAL PERCENTAGE

1. .714 (40-56) LaVerne 12/10/94

3PT MADE

1. 15 Southern Colorado 11/27/93
 15 CSU San Bernardino 12/29/05
 15 Haskell College 12/15/07

3PT FG PERCENTAGE

1. .833 (5-6) Biola 12/29/90

FREE THROWS MADE

1. 44 Texas College 11/18/85

FREE THROWS ATTEMPTED

1. 54 Master's College 1/28/89

FREE THROW PERCENTAGE (min. 15 FTA)

1. 24-for-24 Biola 2/12/77

REBOUNDS

1. 78 California Baptist 12/17/65

ASSISTS

1. 40 West Coast Christian 1/14/89

STEALS

1. 34 Arizona College of the Bible 11/19/97

DIVISION I ERA (2013-PRESENT)

POINTS

1. 104 Omaha 12/13/2015
 2. 100 Morgan State 12/27/2017
 3. 99 Utah Valley 1/16/2016
 4. **96 Arkansas State** 11/17/2018

FIELD GOALS MADE

1. 38 Mississippi Valley State 11/23/2015
38 Eastern New Mexico 2/28/2019
 3. 37 Omaha 12/13/2015
 4. 35 San Diego Christian 1/17/2017
 35 Bethesda 1/31/2017

FIELD GOALS ATTEMPTED

1. 79 Boise State 12/13/2017
 2. 77 Omaha 12/13/2015
 77 Chicago State 1/28/2017
 4. 73 UTRGV 1/7/2016
 73 Bethesda 1/31/2017

FIELD GOAL PERCENTAGE

1. .646 Black Hills State 11/17/2015
 2. .625 San Diego Christian 1/17/2017
 3. .618 Utah Valley 2/14/2015
 4. .617 Abilene Christian 12/28/2014

3PT MADE

1. 14 Texas-Pan American 1/2/2014
 14 Norfolk State 11/20/2017
 3. 13 four tied with 13

3PT FG PERCENTAGE

1. .667 Tulsa 12/18/2013
 2. .619 Arkansas-Pine Bluff 12/22/2016
 3. .588 at Kansas City 1/23/2016
 4. .538 Norfolk State 11/20/2017

FREE THROWS MADE

1. 35 Idaho 1/23/2014
 2. 33 Seattle U 3/7/2015
 33 Portland State 11/13/2015
 4. 31 three games with 31

FREE THROWS ATTEMPTED

1. 43 Utah Valley 3/5/2016
 2. 41 UTRGV 1/14/2017
 41 Idaho 1/23/2014
 4. 40 five games of 40

FREE THROW PERCENTAGE (min. 15 FT attempts)

1. .905 Jackson State 3/17/2016
 .905 Seattle U 2/22/2018
3 .900 California Baptist 2/21/2019
 4. .895 at Utah Valley 1/15/2015
 5. .871 Texas-Pan American 1/2/2014

REBOUNDS

1. 54 Western New Mexico 11/16/2013
 2. 53 at Utah Valley 3/5/2016
3. 52 Jacksonville 11/13/2018

BLOCKS

1. 10 SeattleU 1/25/2014
 2. 8 four games with 8 blocks

ASSISTS

1. **31 Eastern New Mexico** 1/28/2019
 2. 28 Mississippi Valley State 11/23/2015
 3. 24 Morgan State 12/27/2017

STEALS

1. 14 at UIC 12/10/2016
 2. 12 four games with 12 steals

OUTLOOK

REVIEW

MEET THE LOPES

THIS IS GCU

HISTORY



ALL-TIME

POINTS

1. 747	Chad Briscoe	1992-93
2. 726	Ron Singleton	1986-87
3. 654	Wayne Bateman	1966-67
4. 642	Dana Pope	1993-94
5. 640	Rodney Johns	1987-88

SCORING AVERAGE

1. 24.7	Dana Pope	1993-94
2. 24.2	Wayne Bateman	1966-67
3. 24.1	Chad Briscoe	1992-93
4. 23.3	Kevin Warren	1985-86
5. 23.2	Ben Lindsey	1961-62

FIELD GOALS MADE

1. 290	Wayne Bateman	1966-67
--------	---------------	---------

FIELD GOAL PERCENTAGE

1. .694	Bryan Lee	2005-06
---------	-----------	---------

3PT MADE

1. 107	Richard Davis	2005-06
--------	---------------	---------

3PT FG PERCENTAGE

1. .536	Rudy Bogan	2007-08
---------	------------	---------

FREE THROWS MADE

1. 203	Joshua Braun	2015-16
--------	--------------	---------

FREE THROW PERCENTAGE

1. .903	Chad Briscoe	1992-93
---------	--------------	---------

REBOUNDS

1. 420	Bayard Forrest	1972-73
2. 415	Bayard Forrest	1974-75
3. 402	T.C. Dean	1957-58
4. 385	Bayard Forrest	1973-74
5. 358	Killian Larson	2012-13

BLOCKS

1. 106	Hoarcio Llamas	1995-96
--------	----------------	---------

DIVISION I ERA

POINTS

1. 593	DeWayne Russell	2016-17
2. 562	Joshua Braun	2015-16
3. 516	Killian Larson	2013-14
4. 495	Jerome Garrison	2013-14
5. 485	Carlos Johnson	2018-19

SCORING AVERAGE

1. 21.2	DeWayne Russell	2016-17
2. 17.5	Joshua Braun	2016-17
3. 17.2	Killian Larson	2013-14
4. 16.5	Joshua Braun	2015-16
5. 16.5	Jerome Garrison	2013-14

FIELD GOALS MADE

1. 198	Grandy Glaze	2015-16
2. 197	DeWayne Russell	2016-17
3. 180	Killian Larson	2013-14
4. 166	Carlos Johnson	2018-19
5. 153	Alessandro Lever	2018-19

FIELD GOAL PERCENTAGE (min. 100 FG attempts)

1. .671	Kerwin Smith	2016-17
2. .596	Grandy Glaze	2015-16
3. .564	Keonta Vernon	2016-17
4. .541	Killian Larson	2013-14
5. .539	Michael Finke	2018-19

3PT MADE

1. 73	Joshua Braun	2015-16
2. 64	Joshua Braun	2016-17
64	Joshua Braun	2017-18
4. 56	Joshua Braun	2014-15
5. 52	Jerome Garrison	2013-14
52	DeWayne Russell	2016-17

3PT FG PERCENTAGE (min. 30 3pt attempts)

1. .417	DeWayne Russell	2015-16
2. .416	Joshua Braun	2016-17
3. .402	Gerard Martin	2015-16
4. .400	Jerome Garrison	2013-14
.400	Ryan Majerle	2015-16

FREE THROWS MADE

1. 203	Joshua Braun	2015-16
2. 187	Jerome Garrison	2013-14
3. 155	Killian Larson	2013-14
4. 147	DeWayne Russell	2016-17
5. 121	Carlos Johnson	2018-19

FREE THROW PERCENTAGE (min. 50 FT attempts)

1. .868	Joshua Braun	2015-16
2. .842	Damari Milstead	2017-18
3. .817	Demetrius Walker	2013-14
4. .810	Michael Finke	2018-19
5. .803	Joshua Braun	2016-17

REBOUNDS

1. 348	Killian Larson	2013-14
2. 290	Grandy Glaze	2015-16
3. 227	Keonta Vernon	2017-18
4. 217	Keonta Vernon	2016-17
5. 197	Trey Drechsel	2018-19

BLOCKS

1. 39	Keonta Vernon	2017-18
2. 26	Joshua Braun	2014-15
3. 25	Oscar Frayer	2018-19
4. 24	3 players tied..	

ALL-TIME

ASSISTS

1. 263	Ryan Nelson	2006-07
--------	-------------	---------

STEALS

1. 97	Rodney Johns	1987-88
-------	--------------	---------

DIVISION I ERA

ASSISTS

1. 182	DeWayne Russell	2015-16
2. 152	Casey Benson	2017-18
3. 151	DeWayne Russell	2016-17
4. 122	Damari Milstead	2018-19
5. 90	DeWayne Russell	2014-15

STEALS

1. 47	DeWayne Russell	2015-16
47	Damari Milstead	2018-19
3. 42	Gerard Martin	2016-17
4. 41	DeWayne Russell	2016-17
41	Oscar Frayer	2017-18



ALL-TIME

POINTS

1. 1,093	1987-88
----------	---------

FIELD GOALS MADE

1. 1,532	1987-88
----------	---------

FIELD GOALS ATTEMPTED

1. 2,934	1987-88
----------	---------

FIELD GOAL PERCENTAGE

1. .774 (499-645)	2005-06
-------------------	---------

3PT MADE

1. 286	2005-06
--------	---------

3PT FG PERCENTAGE

1. .447 (286-640)	2005-06
-------------------	---------

FREE THROWS MADE

1. 774	1987-88
--------	---------

FREE THROWS ATTEMPTED

1. 1,115	1987-88
----------	---------

FREE THROW PERCENTAGE

1. .774 (499-645)	2005-06
-------------------	---------

REBOUNDS

1. 1,873	1987-88
----------	---------

DIVISION I ERA

POINTS

1. 2,581	2015-16
2. 2,560	2018-19
3. 2,512	2017-18
4. 2,282	2016-17
5. 2,198	2014-15

FIELD GOALS MADE

1. 907	2018-19
2. 896	2015-16
3. 855	2017-18
4. 790	2016-17
5. 759	2014-15

FIELD GOALS ATTEMPTED

1. 2,006	2018-19
1. 1,922	2017-18
2. 1,978	2015-16
3. 1,812	2016-17
4. 1,683	2014-15

FIELD GOAL PERCENTAGE

1. .453	2015-16
2. .452	2018-19
3. .451	2014-15
4. .436	2016-17
5. .433	2013-14

3 POINTERS MADE

1. 257	2018-19
2. 251	2017-18
3. 210	2015-16
4. 206	2013-14
5. 205	2016-17

3 POINT FIELD GOAL PERCENTAGE

1. .360	2015-16
2. .350	2013-14
3. .333	2014-15
4. .331	2016-17
.331	2018-19

FREE THROWS MADE

1. 615	2013-14
2. 579	2015-16
3. 551	2017-18
4. 497	2016-17
5. 487	2018-19

FREE THROWS ATTEMPTED

1. 835	2015-16
2. 831	2013-14
3. 785	2017-18
4. 747	2016-17
5. 674	2015-16

FREE THROW PERCENTAGE

1. .740	2013-14
2. .731	2018-19
3. .715	2014-15
4. .702	2017-18
5. 693	2015-16

REBOUNDS

1. 1310	2017-18
2. 1238	2018-19
3. 1201	2015-16
4. 1166	2016-17
5. 1057	2013-14

ALL-TIME

ASSISTS

1. 801	1987-88
--------	---------

STEALS

1. 368	1987-88
--------	---------

POINTS PER GAME

1. 96.8	1988-89
---------	---------

DIVISION I ERA

BLOCKS

1. 134	2017-18
2. 99	2014-15
3. 90	2015-16
4. 81	2013-14
5. 79	2016-17

ASSISTS

1. 540	2017-18
2. 504	2015-16
3. 423	2016-17
4. 388	2014-15
5. 386	2013-14

STEALS

1. 233	2016-17
2. 211	2017-18
3. 210	2015-16
4. 171	2014-15
5. 121	2013-14

POINTS PER GAME

1. 75.9	2015-16
2. 75.3	2018-19
3. 73.9	2017-18
4. 73.6	2016-17
5. 72.1	2013-14

OUTLOOK

REVIEW

MEET THE LOPES

THIS IS GCU

HISTORY



HISTORY | INDIVIDUAL CAREER HIGHS

OUTLOOK

REVIEW

MEET THE LOPES

THIS IS GCU

HISTORY

ALL-TIME

POINTS

1.	2,195	Bayard Forrest	1972-76
2.	1,716	Joshua Braun	2014-18
3.	1,490	Duane Gagnon	1965-69
4.	1,420	Jim Irvine	1970-74
5.	1,373	Doug Baker	1955-59

SCORING AVERAGE

1.	22.6	Chad Briscoe	1991-93
2.	22.6	Dana Pope	1992-94
3.	21.1	Wayne Bateman	1965-67
4.	20.0	Kevin Warren	1984-86
5.	19.5	Gerry Brewer	1962-64

DIVISION I ERA

POINTS

1.	1,716	Joshua Braun	2014-18
2.	1,249	DeWayne Russell	2014-17
3.	840	Alessandro Lever	2017-
4.	836	Keonta Vernon	2015-18
5.	812	Oscar Frayer	2016-

SCORING AVERAGE (MIN. 1 GAME)

1.	17.2	Killian Larson (30gms)	2013-14
2.	16.9	Demetrius Walker (9gms)	2013-14
3.	14.7	DeWayne Russell (85gms)	2014-17
4.	14.1	Joshua Braun (121gms)	2014-18
5.	14.0	Grandy Glaze (33gms)	2015-16

FIELD GOALS ATTEMPTED

1.	1,182	Joshua Braun	2014-18
2.	1,023	DeWayne Russell	2014-17
3.	697	Oscar Frayer	2016-
4.	655	Keonta Vernon	2015-18
5.	651	Alessandro Lever	2017-

3-POINT FIELD GOALS MADE

1.	257	Joshua Braun	2014-18
2.	112	Oscar Frayer	2016-
3.	95	Gerard Martin	2015-19
4.	89	Daniel Alexander	2013-15
5.	88	Ryan Majerle	2014-16

FIELD GOALS MADE

1.	505	Joshua Braun	2014-18
2.	416	DeWayne Russell	2014-17
3.	339	Keonta Vernon	2015-18
4.	304	Oscar Frayer	2016-
5.	293	Alessandro Lever	2017-

FIELD GOALS PERCENTAGE (MIN. 1 MADE)

1.	1.000	Juwan Washington (1-1)	2016-17
2.	.667	Nehemiah Allen (2-3)	2016-18
	.667	Adrian Carrion (2-3)	2014-17
4.	.596	Grandy Glaze (198-332)	2015-16
5.	.582	Kerwin Smith (99-170)	2014-18

3-POINT FIELD GOALS ATTEMPTED

1.	675	Joshua Braun	2014-18
2.	348	Oscar Frayer	2016-
3.	292	Gerard Martin	2015-19
4.	251	Daniel Alexander	2013-15
5.	226	Ryan Majerle	2014-16

FREE THROWS MADE

1.	449	Joshua Braun	2014-18
2.	336	DeWayne Russell	2014-17
3.	244	Jerome Garrison	2013-15
4.	188	Alessandro Lever	2017-
5.	157	Keonta Vernon	2015-18

FREE THROWS ATTEMPTED

1.	553	Joshua Braun	2014-18
2.	455	DeWayne Russell	2014-17
3.	326	Jerome Garrison	2013-15
4.	290	Keonta Vernon	2015-18
5.	248	Alessandro Lever	2017-

ALL-TIME



REBOUNDS

1.	1,544	Bayard Forrest	1972-76
2.	1,063	T.C. Dean	1956-59
3.	891	Jim Rice	1967-71
4.	862	Bill Price	1976-80
5.	827	Ben Lindsey	1959-62

DIVISION I ERA

ASSISTS

1.	423	DeWayne Russell	2014-17
2.	236	Gerard Martin	2015-19
3.	152	Casey Benson	2017-18
4.	150	Damari Milstead	2017-19
5.	140	Joshua Braun	2014-18

BLOCKS

1.	74	Joshua Braun	2014-18
2.	73	Oscar Frayer	2016-
3.	71	Keonta Vernon	2015-18
4.	58	Daniel Alexander	2013-15
5.	36	Gerard Martin	2015-19

STEALS

1.	119	DeWayne Russell	2014-17
2.	113	Gerard Martin	2015-19
3.	104	Oscar Frayer	2016-
4.	91	Joshua Braun	2014-18
5.	80	Keonta Vernon	2015-18

REBOUNDS

1.	631	Keonta Vernon	2015-18
2.	565	Joshua Braun	2014-18
3.	454	Oscar Frayer	2016-
4.	355	Gerard Martin	2015-19
5.	348	Killian Larson	2013-14

GAMES PLAYED

1.	122	Joshua Braun	2014-18
2.	119	Gerard Martin	2015-19
3.	116	Matt Jackson	2014-19
4.	99	Keonta Vernon	2015-18
5.	97	Oscar Frayer	2016-

GAMES STARTED

1.	115	Joshua Braun	2014-18
2.	84	DeWayne Russell	2014-17
3.	83	Oscar Frayer	2016-
4.	73	Keonta Vernon	2015-18
5.	62	Jerome Garrison	2013-15

MINUTES

1.	3,641	Joshua Braun	2014-18
2.	2,895	DeWayne Russell	2014-17
3.	2,628	Gerard Martin	2015-18
4.	2,487	Oscar Frayer	2016-
5.	2,170	Keonta Vernon	2015-18

MINUTES AVERAGE

1.	34.1	DeWayne Russell	2014-17
2.	32.7	Killian Larson	2013-14
3.	32.0	Jerome Garrison	2013-15
4.	29.8	Demetrius Walker	2013-14
	29.8	Joshua Braun	2014-18



ALL-TIME - SINGLE SEASON

WINS

Coach	Wins	GAMES	Season
1. Paul Westphal	37	43	1987-88
2. Ben Lindsey	29	32	1977-78
3. Ben Lindsey	28	30	1973-74
Ben Lindsey	28	31	1974-75
5. Dan Majerle	27	34	2015-16

WIN PERCENTAGE

Coach	WIN %	GAMES	Season
1. David Brazell	1.000	20	1958-59
2. Ben Lindsey	.933	30	1973-74
3. Ben Lindsey	.906	32	1977-78
4. Ben Lindsey	.903	31	1974-75
5. Ben Lindsey	.867	30	1975-75

ALL-TIME - CAREER

WINS

Coach	Wins	Seasons	Years
1. Ben Lindsey	362	21	1960-81
2. Leighton McCrary	216	14	1990-04
3. Dan Majerle	123	6	2013-present
3. David Brazell	112	9	1951-60
5. Russ Pennell	72	4	2009-13

WIN PERCENTAGE

Coach	PCT	Wins	Years
1. Paul Westphal	.778	63	1986-88
2. Bill Westphal	.772	51	1988-90
3. Jay Arnote	.677	40	1981-83
4. Ben Lindsey	.649	362	1960-81
5. Dan Majerle	.631	123	2013-present

OUTLOOK


REVIEW

MEET THE LOPES

THIS IS GCU

HISTORY

BEN LINDSEY | HEAD COACH 1960-81



DAN MAJERLE | HEAD COACH 2013-present





WELCOME TO THE PARTY!

GCU
H-BOCS

PEPS

PEPS

GRAND CANYON UNIVERSITY



HAYDOCS

GCU

PEPSI



NCAA® WAC™
WESTERN ATHLETIC CONFERENCE

