

GET SOCIAL.

GCU GRAND CANYON UNIVERSITY ATHLETICS

DEGREES TEAMS MENU

GCU BASEBALL vs Camp Canyon Semifinal Oct 31 · GD 5, MIB 2	GCU BASEBALL vs Camp Canyon Championship Oct 31 · GD 6, PC 4	GCU M SOCCER vs Purple vs. White Scrimmage Nov 13 · 7 p.m.	M BASKETBALL at Tarleton State Jan 8
---	---	---	---

Watch | Listen

Men's Basketball

WAC Preview scouts men's opponents

8:41

GRAND CANYON
MEN'S BASKETBALL

GCU **GCU Men's Basketball** @GCU_MBB

Official account of @GCU_Lopes Men's Basketball, home to the biggest party in college basketball. #LopesUp

GCU Arena | Phoenix, AZ | GCUlopes.com

Joined April 2014

305 Following 15.7K Followers

Tweets Tweets & replies Media Likes

Pinned Tweet
GCU Men's Basketball @G... · 10/26/20
We've got some finalized dates for WAC play. #LopesUp

gculopes.com/news/2020/10/2...

GCULOPES.COM

@GCU_MBB



8:42

gcu_mbb

GCU 918 Posts 9,269 Followers 143 Following

GCU Men's Basketball
The official account of Grand Canyon Men's Basketball, home to the biggest party in college basketball. #LopesUp
gculopes.com
3300 W Camelback Road, Phoenix, Arizona
Followed by bwrivisual, gcu_wgolf and 91 others

Following Message Contact

0 Sean 10 Jovan 11 Coach Drew 21 Rashad 21 Liam

TABLE OF CONTENTS

OUTLOOK	5	THIS IS GCU	107
Quick facts	6	GCU Arena	108
Opponent capsules	8	Jerry Colangelo	110
Schedule	14	Havocs	112
Season preview	16	Nike partnership	114
		Practice facility	115
		Broadcasting	116
		Facilities	118
		About the University	120
		Brand standards	122
REVIEW	17	HISTORY & RECORDS	123
Season review	18	Year by year	124
All-conference selections	19	Game by game	134
Statistics	20	Individual honors	155
Game capsules	26	All-time roster and stats	156
Conference rewind	30	Lopes in the pros	166
		Records	170
		Postseason	176
		Head coaches	188
		National champions	190
MEET THE LOPES	35		
Roster	36		
Broadcast roster	37		
Coaching staff	38		
Player bios	52		

14 2020-21
SCHEDULE

26 2019-20
RECAPS

36 LOPES
ROSTER

38 COACHING
STAFF

52 PLAYER
BIOS

170 PROGRAM
RECORDS

CREDITS

The 2020-21 Grand Canyon University Men's Basketball Media Guide was produced by the GCU Athletic Communications office with a special thanks to previous record keepers.

PHOTOGRAPHY

David Kadlubowski



MEDIA PROTOCOLS

TO THE MEDIA

The Grand Canyon Athletics Department is served by a communications office staff that works diligently to promote the individual and team accomplishments of student-athletes, coaches and staff. The office members handle all sport and department communications and media relations needs, and are happy to serve the working media in any way possible. Our staff will fulfill all reasonable requests.

Men's basketball contact:

Josh Hauser, josh.hauser@gcu.edu

Physical address:

3300 West Camelback Road, Phoenix, AZ 85017

Arena location:

33rd Avenue & Camelback Road

Parking:

Available in 33rd Ave. garage
Enter at Camelback Road & 33rd Avenue, follow gate attendant instructions.

CREDENTIALS

All members of the office follow the guidelines set forth by the NCAA and the Western Athletic Conference (WAC) in governing the issuance of credentials. All credential requests should be submitted to the sport contacts.

INTERVIEW REQUESTS

When making interview requests through the communications office, please allow at least 24 hours notice. If the time requested with a student-athlete or coach is longer than normal (for interview, photography or videography purposes), more advance notice will help ensure that your request will be handled efficiently.

All interviews with student-athletes will take place at designated times around practice schedules or during scheduled press conferences. Out-of-town media wishing to interview GCU student-athletes should also contact the communications office with their requests. Home and cell phone numbers for players will not be provided and players are instructed not to accept calls from media without prior notice from the communications office. Please do not contact a player or coach without scheduling the interview through the communications office.

E-MAIL

Releases, game notes and advisories are e-mailed to media that cover GCU on a regular basis. Media wishing to be added to the e-mail list for a particular sport should contact the communications representative responsible for that sport.

ONLINE

Updated bios, notes, rosters, schedules, statistics, quotes, etc., will be available throughout the season for every sport on GCUlopes.com. Specific information not readily available on the website may be available through the communications office. Please contact the sport representative with your request.

INJURY INFORMATION

Grand Canyon University athletics will abide by HIPAA - a federal privacy act with regard to the release of injury information. GCU student-athletes will be required to sign a waiver before their injury information is released to the media. If the athlete chooses to withhold that information, GCU officials will be restricted to informing the media members of playing status only.

HOME GAME MEDIA SERVICES

- Pregame notes packets
- Pregame starters and post-game statistics
- A running play-by-play
- Game programs (upon request)
- Statistical monitors are provided to TV and radio broadcasts based on availability. The media is encouraged to follow live statistics online through StatBroadcast (GCUstats.com).

NOTE: Many services traditionally made available to media covering GCU men's basketball may not available during the 2020-21 season due to the ongoing COVID-19 pandemic. Please contact josh.hauser@gcu.edu with any questions.



OUTLOOK

GCU



OUTLOOK » QUICK FACTS

UNIVERSITY INFORMATION

School	Grand Canyon University
Location	Phoenix, Ariz.
Founded	1949
Enrollment	23,000
President	Brian Mueller
Vice President of Athletics	Jamie Boggs (interim)
Faculty representative	Claude Pensis
Affiliation	NCAA Division I
Nickname	Lopes
Mascot	Thunder
Colors	Purple, black & white
Conference	Western Athletic Conference (WAC)
Athletics website	www.GCULopes.com
GCU Men's Basketball Twitter / Instagram	@GCU_MBB

GCU ARENA

Opened	Sept. 1, 2011
Capacity	7,000
Record at GCU Arena	120-31 (.795)

COACHING STAFF

Head coach	Bryce Drew (1st season)
Alma mater	Valparaiso (1998)
GCU record	0-0 (.000)
WAC record	0-0 (.000)
Overall record	164-108 (.603)
Assistant coach	Jamall Walker (St. Louis)
Assistant coach	Ed Schilling (Miami, Ohio)
Assistant coach	Casey Shaw (Toldeo)
Director of player development	Ryne Lightfoot (Bethel, Ind.)
Director of recruiting	Achoki Moikobu (Fort Hays State)
Director of video operations	Peyton Prudhomme (Texas Wesleyan)
Basketball office phone	602-639-6845

2019-20 IN REVIEW

Overall record	13-17 (.433)
WAC record	8-8 (.500)
WAC finish	t-5th
Home	8-8 (.500)
Away	4-6 (.400)
Neutral	1-3 (.250)

PROGRAM HISTORY

First year	1949-50
All-time record	1,200-757 (.613)
All-time Division I record	136-89 (.604)
All-time WAC record	67-37 (.644)

2020-21 TEAM INFORMATION

Letterwinners returning/lost	6/5
Starters returning/lost	3/2
Newcomers	7

RETURNING STARTERS (3)

PLAYER	HT	WT	CL	POS	PPG	RPG	APG	BPG
Alessandro Lever	6-10	235	Sr.	C	15.7	6.0	2.2	0.2
Mikey Dixon	6-2	165	R-Sr.	G	11.8	2.4	1.5	0.1
Jovan Blacksher Jr.	5-11	155	So.	G	10.7	5.5	3.6	0.1

STARTERS LOST (2)

PLAYER	HT	WT	CL	POS	PPG	RPG	APG	BPG
Carlos Johnson	6-4	220	Sr.	G	15.5	5.1	1.5	0.4
Isiah Brown	6-2	180	R-Jr.	G	9.3	3.9	1.7	0.1

NEWCOMERS (7)

PLAYER	HT	WT	CL	POS	PREVIOUS SCHOOL
Liam Lloyd	6-5	190	Fr.	G	Gonzaga Prep
Chance McMillian	6-2	170	Fr.	G	Golden State Prep
Asbjørn Midtgaard	7-0	270	Sr.	C	Wichita State
Sean Miller-Moore	6-4	200	Sr.	G	Oregon State
Rashad Smith	6-5	190	Jr.	G	Pima CC
Jayden Stone	6-4	180	Fr.	G	Sunrise Christian
Dima Zdor	6-10	215	Jr.	F/C	Weber State

RETURNING STATS









Statistic	Returning	Total	Pct.
Points	1,073	2,116	50.7
Rebounds	481	980	49.1
Assists	217	355	61.1
Blocks	17	40	42.5
3PT Made	83	180	46.1
FT Made	224	456	49.1

GCU VS. OPPONENTS STATS

Statistic	GCU	Opponent
Points per game	70.5	73.0
Rebounds per game	32.7	35.0
Assists per game	11.8	14.3
Steals per game	4.8	5.4
Blocks per game	1.3	2.5
Turnovers per game	11.5	11.2
3-pointers per game	6.0	8.5
Free throws per game	15.2	12.6
Field goal percentage	.451	.441
3-point percentage	.333	.356
Free throw percentage	.746	.727












2020-21 OPPONENTS

CONFERENCE

	Opponent	2019-20 Record	All-Time Series	Last Year	Games at GCU	Games at Opp.
	California Baptist	21-10	60-9	1-1	34-4	26-5
	Chicago State	4-25	12-2	2-0	6-1	6-1
	Dixie State*	23-7*	4-12	--	3-5	1-7
	New Mexico State	25-6	2-15	0-2	2-5	0-8
	Seattle U	14-15	13-3	1-1	7-1	5-2
	Tarleton*	18-12*	2-0	--	1-0	--
	Utah Valley	11-19	10-7	0-2	5-2	3-5
	UT Rio Grande Valley	14-16	10-4	1-1	5-2	5-2

* denotes teams at D-II level last year

NONCONFERENCE

	Opponent	Conference	2019-20 Record	All-Time Series	Last Met	Games at GCU	Games at Opp.	
	Arizona State	Pac-12	20-11	0-1	Jan. 22, 1980	--	0-1	
	Colorado	Pac-12	21-11	--	--	--	--	
	CSUN	Big West	15-17	3-3	Jan. 9, 1996	--	3-2	
	Denver	Summit	7-24	1-0	March 6, 1989	1-0	--	
	Grambling State	SWAC	17-15	1-0	Dec. 9, 2017	1-0	--	
	Mississippi Valley State	SWAC	3-27	4-0	Dec. 22, 2018	4-0	--	
	Nevada	Mountain West	19-12	0-1	Dec. 9, 2018	--	--	
	Park (Ariz.)	NAIA	8-19	--	--	--	--	
	Prairie View A&M	SWAC	19-13	--	--	--	--	
	SAGU American Indian	NCCAA	--	--	--	--	--	
	San Francisco	West Coast	22-12	0-1	Nov. 28, 1980	--	0-1	
OVERALL TOTALS			151-161 (.484)					

shading denotes location of 2020-21 game(s)

OUTLOOK » CONFERENCE OPPONENTS

TARLETON
TEXANS

- 11** Friday, Jan. 8 | Stephenville, Texas
12 Saturday, Jan. 9 | Stephenville, Texas

Location	Stephenville, Texas
2019-20 record (conf.)	D-II: 18-12 (13-9)
Postseason	Lone Star Tournament (1-1)
Head coach	Billy Gillispie (1st)
Record at school	--
Career record	148-108 (.578)
Home venue (capacity)	Wisdom Gym (2,400)
GCU record in series	2-0
Home / away / neutral	1-0 / -- / 1-0
Last matchup	12/18/97 in Las Vegas, Nev. (W 87-85)
Communications contact	Ryan Cox
Email	rcox@tarleton.edu
Phone	(254) 968-1803
Twitter / Website	@TarletonMBB / TarletonSports.com

CHICAGO STATE
COUGARS

- 13** Friday, Jan. 15 | Phoenix, Ariz.
14 Saturday, Jan. 16 | Phoenix, Ariz.

Location	Chicago, Ill.
2019-20 record (conf.)	4-25 (0-14)
Postseason	--
Head coach	Lance Irvin (3rd)
Record at school	7-54 (.115)
Career record	same
Home venue (capacity)	Jones Convocation Center (7,000)
GCU record in series	12-2
Home / away / neutral	6-1 / 6-1 / --
Last matchup	2/15/20 in Phoenix, Ariz. (W 71-47)
Communications contact	Jim Christman
Email	jchris24@csu.edu
Phone	(773) 995-3768
Twitter / Website	@ChicagoStateMBB / GoCSUCougars.com

DIXIE STATE
TRAILBLAZERS

- 15** Friday, Jan. 22 | St. George, Utah
16 Saturday, Jan. 23 | St. George, Utah

Location	St. George, Utah
2019-20 record (conf.)	23-7 (17-5)
Postseason	RMAC Tournament (1-1)
Head coach	Jon Judkins (16th)
Record at school	285-133 (.682)
Career record	569-261 (.685)
Home venue (capacity)	Burns Arena (4,779)
GCU record in series	4-12
Home / away / neutral	3-5 / 1-7 / --
Last matchup	2/2/13 in Phoenix, Ariz. (L 65-64)
Communications contact	Steve Johnson
Email	johnsons@dixie.edu
Phone	(435) 652-7524
Twitter / Website	@DIXIESTATEBALL / DixieStateAthletics.com

NEW MEXICO STATE
AGGIES

- 17** Friday, Jan. 29 | Phoenix, Ariz.
18 Saturday, Jan. 30 | Phoenix, Ariz.

Location	Las Cruces, N.M.
2019-20 record (conf.)	25-6 (16-0)
Postseason	--
Head coach	Chris Jans (4th)
Record at school	83-17 (.830)
Career record	104-29 (.782)
Home venue (capacity)	Pan American Center (12,482)
GCU record in series	2-15
Home / away / neutral	2-5 / 0-8 / 0-2
Last matchup	2/27/20 in Phoenix, Ariz. (L 67-53)
Communications contact	Charlie Hurley
Email	churley@nmsu.edu
Phone	(575) 646-4120
Twitter / Website	@NMStateMBB / NMStateSports.com



UT RIO GRANDE VALLEY VAQUEROS

19 Friday, Feb. 5 | Edinburg, Texas

20 Saturday, Feb. 6 | Edinburg, Texas

Location	Edinburg, Texas
2019-20 record (conf.)	14-16 (9-7)
Postseason	--
Head coach	Lew Hill (5th)
Record at school	59-73 (.447)
Career record	same
Home venue (capacity)	UTRGV Fieldhouse (2,500)
GCU record in series	10-4
Home / away / neutral	5-2 / 5-2 / --
Last matchup	2/29/20 in Phoenix, Ariz. (L 88-80)
Communications contact	Jonah Goldberg
Email	jonah.goldberg@utrgv.edu
Phone	(956) 665-2240
Twitter / Website	@UTRGV_MBB / GoUTRGV.com



CALIFORNIA BAPTIST LANCERS

22 Friday, Feb. 19 | Phoenix, Ariz.

23 Saturday, Feb. 20 | Phoenix, Ariz.

Location	Riverside, Calif.
2019-20 record (conf.)	21-10 (10-6)
Postseason	--
Head coach	Rick Croy (8th)
Record at school	169-54 (.771)
Career record	299-89 (.771)
Home venue (capacity)	CBU Events Center (5,050)
GCU record in series	60-9
Home / away / neutral	34-4 / 26-5 / --
Last matchup	2/8/20 in Riverside, Calif. (W 103-98)
Communications contact	Danny Cross
Email	dcross@calbaptist.edu
Phone	(951) 343-4297
Twitter / Website	@CBUmbb / CBUlancers.com



SEATTLE U REDHAWKS

24 Friday, Feb. 26 | Seattle, Wash.

25 Saturday, Feb. 27 | Seattle, Wash.

Location	Seattle, Wash.
2019-20 record (conf.)	14-15 (7-7)
Postseason	--
Head coach	Jim Hayford (4th)
Record at school	52-44 (.542)
Career record	412-219 (.653)
Home venue (capacity)	Redhawk Center (999)
GCU record in series	13-3
Home / away / neutral	7-1 / 5-2 / 1-0
Last matchup	2/20/20 in Seattle, Wash. (L 95-89)
Communications contact	Sarah Finney
Email	finneysa@seattleu.edu
Phone	(206) 296-5915
Twitter / Website	@seattleumbb / GoSeattleU.com



UTAH VALLEY WOLVERINES

26 Friday, March 5 | Phoenix, Ariz.

27 Saturday, March 6 | Phoenix, Ariz.

Location	Orem, Utah
2019-20 record (conf.)	11-19 (5-10)
Postseason	--
Head coach	Mark Madsen (2nd)
Record at school	11-19 (.367)
Career record	same
Home venue (capacity)	UCCU Center (8,500)
GCU record in series	10-7
Home / away / neutral	5-2 / 3-5 / 2-0
Last matchup	2/22/20 in Orem, Utah (L 92-80)
Communications contact	Jason Erickson
Email	jason.erickson@uvu.edu
Phone	(801) 863-5451
Twitter / Website	@UVUmbb / GoUVU.com

OUTLOOK » NONCONFERENCE OPPONENTS

**GRAMBLING STATE
TIGERS**
SOUTHWESTERN ATHLETIC**1** Wednesday, Nov. 25 | Phoenix, Ariz.

Location	Grambling, La.
2019-20 record (conf.)	17-15 (11-7)
Postseason	SWAC Tournament (0-1)
Head coach	Donte' Jackson (4th)
Record at school	51-46 (.526)
Career record	177-109 (.619)
Home venue (capacity)	Fredrick C. Hobdy Assembly Center (7,600)
GCU record in series	1-0
Home / away / neutral	1-0 / -- / --
Last matchup	12/9/17 in Phoenix, Ariz. (W 87-53)
Communications contact	Habtom Keleta
Email	keletah@gram.edu
Phone	(318) 274-6007
Twitter / Website	@gmensbasketball / GSUTigers.com

**PARK
BUCANEERS**
NAIA**2** Saturday, Nov. 28 | Phoenix, Ariz.

Location	Gilbert, Ariz.
2019-20 record (conf.)	8-19 (--)
Postseason	--
Head coach	Gordon Stubblefield (2nd)
Record at school	8-19
Career record	same
Home venue (capacity)	The PHH Facility (--)
GCU record in series	--
Home / away / neutral	-- / -- / --
Last matchup	--
Communications contact	Preston English
Email	preston.english@park.edu
Phone	(480) 923-0013
Twitter / Website	@park_mbb / Gilbert.ParkAthletics.com

**MISSISSIPPI VALLEY STATE
DELTA DEVILS**
SOUTHWESTERN ATHLETIC**3** Tuesday, Dec. 1 | Phoenix, Ariz.

Location	Itta Bena, Miss.
2019-20 record (conf.)	3-27 (3-15)
Postseason	--
Head coach	Lindsey Hunter (2nd)
Record at school	3-27 (.100)
Career record	same
Home venue (capacity)	Harrison HPER Complex (6,000)
GCU record in series	4-0
Home / away / neutral	4-0 / -- / --
Last matchup	12/22/18 in Phoenix, Ariz. (W 85-64)
Communications contact	Demetrius Howse
Email	dhowse@mvsu.edu
Phone	(682) 220-8165
Twitter / Website	@MVSUBASKETBALL / MVSUSports.com

**PRAIRIE VIEW A&M
PANTHERS**
SOUTHWESTERN ATHLETIC**4** Saturday, Dec. 5 | Phoenix, Ariz.

Location	Prairie View, Texas
2019-20 record (conf.)	19-13 (14-4)
Postseason	--
Head coach	Byron Smith (5th)
Record at school	76-68 (.528)
Career record	same
Home venue (capacity)	William J. Nicks Building (5,000)
GCU record in series	--
Home / away / neutral	-- / -- / --
Last matchup	--
Communications contact	LaTonia Thirston
Email	ldthirston@pvamu.edu
Phone	(936) 261-9106
Twitter / Website	@PVAMU_MBB / PVPanthers.com



NEVADA WOLFPACK

MOUNTAIN WEST

5 Friday, Dec. 11 | Phoenix, Ariz.

Location	Reno, Nev.
2019-20 record (conf.)	19-12 (12-6)
Postseason	Mountain West Tournament (0-1)
Head coach	Steve Alford (2nd)
Record at school	19-12 (.613)
Career record	606-310 (.662)
Home venue (capacity)	Lawlor Events Center (11,536)
GCU record in series	0-1
Home / away / neutral	-- / -- / 0-1
Last matchup	12/9/18 in Phoenix, Ariz. (L 74-66)
Communications contact	Chad Hartley
Email	hartleyc@unr.edu
Phone	(775) 682-6982
Twitter / Website	@NevadaHoops / NevadaWolfPack.com



ARIZONA STATE SUN DEVILS

PAC-12

6 Sunday, Dec. 13 | Phoenix, Ariz.

Location	Tempe, Ariz.
2019-20 record (conf.)	20-11 (11-7)
Postseason	--
Head coach	Bobby Hurley (6th)
Record at school	93-69 (.574)
Career record	135-89 (.603)
Home venue (capacity)	Desert Financial Arena (14,298)
GCU record in series	0-1
Home / away / neutral	-- / 0-1 / --
Last matchup	1/22/1980 in Tempe, Ariz. (L 80-68)
Communications contact	Doug Tammaro
Email	Tammaro@asu.edu
Phone	(480) 734-7795
Twitter / Website	@SunDevilHoops / TheSunDevils.com



SAGU AMERICAN INDIAN COLLEGE WARRIORS

NCCAA

7 Tuesday, Dec. 15 | Phoenix, Ariz.

Location	Phoenix, Ariz.
2019-20 record (conf.)	--
Postseason	--
Head coach	Ryan Brown (2nd)
Record at school	--
Career record	--
Home venue (capacity)	The Scott Activity Center (--)
GCU record in series	--
Home / away / neutral	-- / -- / --
Last matchup	--
Communications contact	Paul LaBate
Email	plabate@sagu.edu
Phone	(602) 944-3335
Twitter / Website	@saguaic / AICAG.edu



SAN FRANCISCO DONS

WEST COAST

8 Sunday, Dec. 20 | Las Vegas, Nev.

Location	San Francisco, Calif.
2019-20 record (conf.)	22-12 (9-7)
Postseason	West Coast Tournament (2-1)
Head coach	Todd Golden (2nd)
Record at school	22-12 (.647)
Career record	same
Home venue (capacity)	War Memorial at the Sobrato Center (3,006)
GCU record in series	0-1
Home / away / neutral	-- / 0-1 / --
Last matchup	11/28/80 in San Francisco, Calif. (L 78-63)
Communications contact	Matt Fontenot
Email	mfontenot@usfca.edu
Phone	(925) 878-5701
Twitter / Website	@USFDonsMBB / USFDons.com

OUTLOOK » NONCONFERENCE OPPONENTS

**COLORADO
BUFFALOES**

PAC-12

9 Tuesday, Dec. 22 | Las Vegas, Nev.

Location	Boulder, Colo.
2019-20 record (conf.)	21-11 (10-8)
Postseason	Pac-12 Tournament (0-1)
Head coach	Tad Boyle (11th)
Record at school	210-134 (.610)
Career record	266-200 (.571)
Home venue (capacity)	CU Events Center (11,064)
GCU record in series	--
Home / away / neutral	-- / -- / --
Last matchup	--
Communications contact	Troy Andre
Email	troy.andre@colorado.edu
Phone	(303) 492-4672
Twitter / Website	@CUBuffsMBB / CUBuffs.com

**DENVER
PIONEERS**

SUMMIT

10 Tuesday, Dec. 29 | Phoenix, Ariz.

Location	Denver, Colo.
2019-20 record (conf.)	7-24 (3-13)
Postseason	Summit League Tournament (0-1)
Head coach	Rodney Billups (5th)
Record at school	46-75 (.380)
Career record	same
Home venue (capacity)	Magness Arena (7,200)
GCU record in series	1-0
Home / away / neutral	-- / -- / 1-0
Last matchup	3/6/89 in Phoenix, Ariz. (W 111-88)
Communications contact	Chris Smith
Email	christopher.smith726@du.edu
Phone	(303) 871-7555
Twitter / Website	@DU_MHoops / DenverPioneers.com

**CSUN
MATADORS**

BIG WEST

21 Friday, Feb. 12 | Phoenix, Ariz.

Location	Northridge, Calif.
2019-20 record (conf.)	15-17 (10-6)
Postseason	--
Head coach	Mark Gottfried (3rd)
Record at school	28-38 (.424)
Career record	429-279 (.607)
Home venue (capacity)	The Matadome (2,200)
GCU record in series	3-3
Home / away / neutral	-- / 3-2 / 0-1
Last matchup	1/9/96 in Northridge, Calif. (W 78-67)
Communications contact	Nick Bocanegra
Email	nicholas.bocanegra@csun.edu
Phone	(818) 677-7188
Twitter / Website	@CSUNMBB / GoMatadors.com



GCU
BASKETBALL

GRAND CANYON

25

GRAND CANYON

0

GRAND CANYON UNIVERSITY

PHOENIX ARIZONA

GCU

ANTHROPES









TM&©

OUTLOOK » SCHEDULE









NOVEMBER

	Wed 25	vs. Grambling State	PHOENIX, ARIZ. GCU ARENA	7 p.m.	FOX 10 Xtra, ESPN3
	Sat 28	vs. Park (Ariz.)	PHOENIX, ARIZ. GCU ARENA	6 p.m.	FOX 10 Xtra, ESPN3








DECEMBER

	Tue 01	vs. Mississippi Valley State	PHOENIX, ARIZ. GCU ARENA	7 p.m.	FOX 10 Xtra, ESPN3
	Sat 05	vs. Prairie View A&M	PHOENIX, ARIZ. GCU ARENA	6 p.m.	FOX 10 Xtra, ESPN3
	Fri 11	vs. Nevada	PHOENIX, ARIZ. GCU ARENA	7 p.m.	FOX 10 Xtra, ESPN3
	Sun 13	vs. Arizona State	PHOENIX, ARIZ. GCU ARENA	2 p.m.	FOX 10 Xtra, ESPN3
	Tue 15	vs. SAGU American Indian	PHOENIX, ARIZ. GCU ARENA	7 p.m.	FOX 10 Xtra, ESPN3
	Sun 20	vs. San Francisco	LAS VEGAS, NEV. T-MOBILE ARENA	TBA	
	Tue 22	vs. Colorado	LAS VEGAS, NEV. T-MOBILE ARENA	TBA	
	Tue 29	vs. Denver	PHOENIX, ARIZ. GCU ARENA	7 p.m.	FOX 10 Xtra, ESPN3

JANUARY

	Fri 08	at Tarleton*	STEPHENVILLE, TEXAS WISDOM GYM	7 p.m. CT	WAC Digital Network
	Sat 09	at Tarleton*	STEPHENVILLE, TEXAS WISDOM GYM	7 p.m. CT	WAC Digital Network
	Fri 15	vs. Chicago State*	PHOENIX, ARIZ. GCU ARENA	7 p.m.	FOX 10 Xtra, ESPN3
	Sat 16	vs. Chicago State*	PHOENIX, ARIZ. GCU ARENA	TBA	FOX 10 Xtra, ESPN3
	Fri 22	at Dixie State*	ST. GEORGE, UTAH BURNS ARENA	7 p.m.	WAC Digital Network
	Sat 23	at Dixie State*	ST. GEORGE, UTAH BURNS ARENA	7 p.m.	WAC Digital Network
	Fri 29	vs. New Mexico State*	PHOENIX, ARIZ. GCU ARENA	7 p.m.	FOX 10 Xtra, ESPN3
	Sat 30	vs. New Mexico State*	PHOENIX, ARIZ. GCU ARENA	7 p.m.	FOX 10 Xtra, ESPN3

FEBRUARY

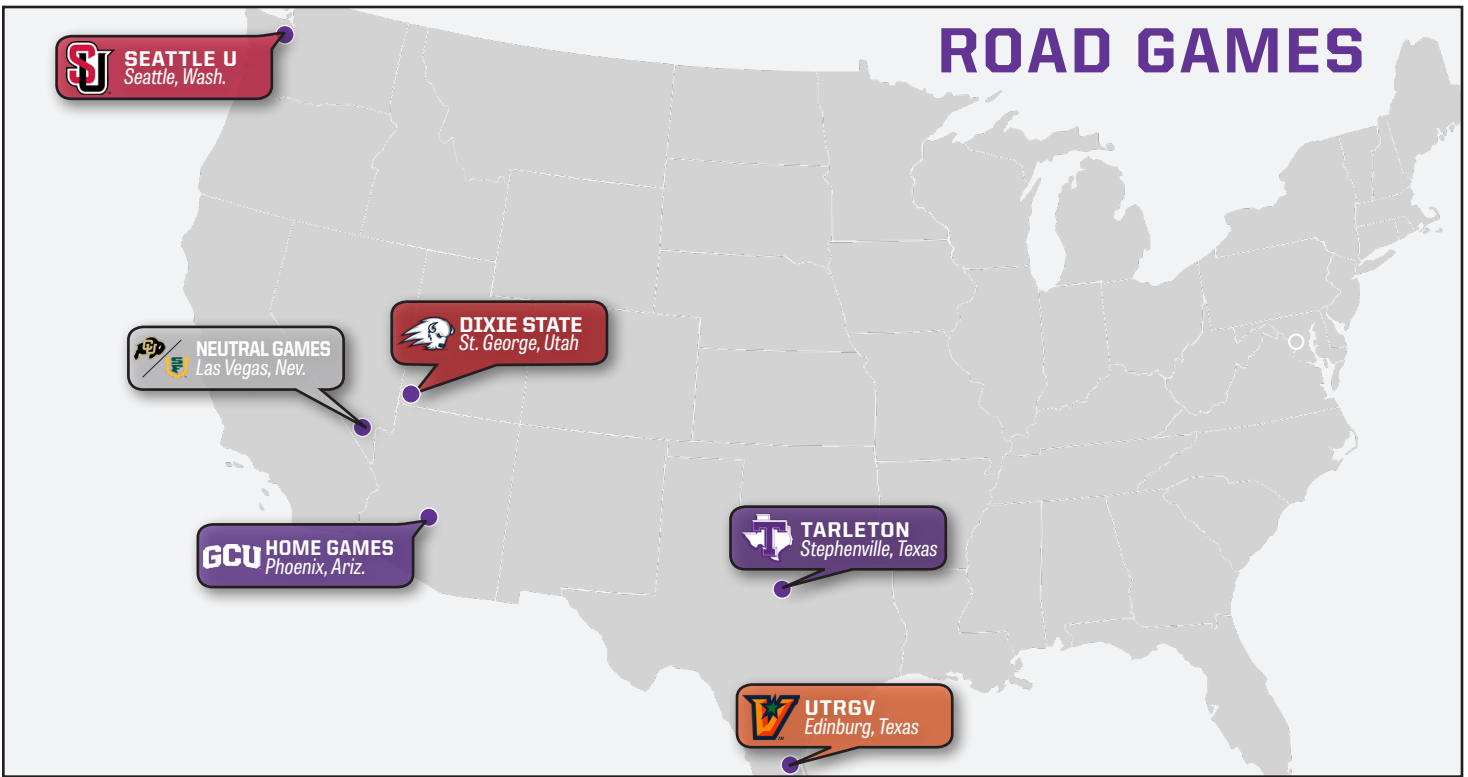
	Fri 05	at UT Rio Grande Valley*	EDINBURG, TEXAS BURT OGDEN ARENA	7 p.m. CT	WAC Digital Network
	Sat 06	at UT Rio Grande Valley*	EDINBURG, TEXAS BURT OGDEN ARENA	7 p.m. CT	WAC Digital Network
	Fri 12	vs. CSUN	PHOENIX, ARIZ. GCU ARENA	5:30 p.m.	FOX 10 Xtra, ESPN3
	Fri 19	vs. California Baptist*	PHOENIX, ARIZ. GCU ARENA	7 p.m.	FOX 10 Xtra, ESPN3
	Sat 20	vs. California Baptist*	PHOENIX, ARIZ. GCU ARENA	7 p.m.	FOX 10 Xtra, ESPN3
	Fri 26	at Seattle U*	SEATTLE, WASH. REDHAWK CENTER	TBA	WAC Digital Network
	Sat 27	at Seattle U*	SEATTLE, WASH. REDHAWK CENTER	TBA	WAC Digital Network

MARCH

	Fri 05	vs. Utah Valley*	PHOENIX, ARIZ. GCU ARENA	7 p.m.	FOX 10 Xtra, ESPN3
	Sat 06	vs. Utah Valley*	PHOENIX, ARIZ. GCU ARENA	7 p.m.	FOX 10 Xtra, ESPN3
	11-13	WAC Tournament	LAS VEGAS, NEV. ORLEANS ARENA	TBA	ESPN+

*denotes WAC game

All times listed in Phoenix Time. (same as Mountain Standard Time through March 13, 2021; same as Pacific Daylight Time beginning March 14, 2021)



BY THE NUMBERS

6,828 Approximate number of miles set to be traveled in regular season

8 Fewest scheduled true road games since 1997-98 season

7 Division I conferences faced

4 First-time matchups (Park, PV A&M, SAGU, Colorado)

6 Games against Top-150 NET teams

2017 First regular-season game in Las Vegas since 2017 vs. Morgan State

OVERALL

Total Games	27
Nonconference	11
Conference	16

BY LOCATION

Home	17
Away	8
Neutral	2

BY STATE

Arizona	17
Texas	4
Nevada	2
Utah	2
Washington	2

BY MONTH

November	2
December	8
January	8
February	7
March	2

BY DAY

Sunday	2
Monday	0
Tuesday	4
Wednesday	1
Thursday	0
Friday	10
Saturday	10

BY CONFERENCE

Western Athletic WAC	16
SWAC SWAC	3
Pac-12 PAC12	2
Big West BIG WEST	1
Mountain West MOUNTAIN WEST	1
Summit SUMMIT	1
West Coast WCC	1
NAIA NAIA	1
NCCAA NCCAA	1

OUTLOOK » SEASON PREVIEW

The challenges of taking over Grand Canyon amid a pandemic made head coach Bryce Drew wonder how he could connect, recruit and improve players.

Check. Check. Check.

Despite the limitations, Drew is eight months into the GCU job with an appreciation for his team's chemistry, the newcomers who he envisions making major impacts and the returning players who advanced their games.

"The players have been tremendous from a chemistry standpoint," Drew said on the WAC Basketball Preview video conference on Oct. 29. "It seems like they get along really well on the floor. There's been an instant chemistry with a lot of the players. Any time you recruit, you try to blend the pieces the best you can. We really feel like we have a really good mix of personalities, different positions on the floor and strengths and weaknesses that can help each other look good out there. Right now, we're very pleased with where we're at."

Seven newcomers join GCU, giving the Lopes better depth and positional balance.

The most striking visual difference is the Lopes' unique size. Senior 6-foot-10 Alessandro Lever returns and is able to move back to power forward because he is playing alongside 7-foot center Asbjørn Midtgaard, a transfer from Wichita State. They are backed by Gabe McGlothan, a more athletic 6-foot-7 sophomore power forward who gives Drew frontcourt combination options.

"It's been great so far," Lever told WAC media about playing with Midtgaard. "We're making each other better in practice because I've got a guy inside who



Bryce Drew was named GCU's head coach on March 17, 2020, having been handed the environment of a pandemic to acclimate to his new role and new team.

PHOTO BY DAVID KADLUBOWSKI

is really big and he has to guard me outside. It's complementing each other on the court. I can't wait to play with him."

Drew complimented Lever's work ethic and his workout dedication, which is enabling him to play at a faster pace this season. Lever was the only Lopes player to be voted to the coaches' and media's Preseason All-WAC first teams.

"He loves playing basketball," Drew said. "He loves competing. He's in the gym getting shots up all the time. Our staff loves how much he loves the game."

"He brings such a different dimension to the court with his size, but yet his ability to shoot the ball and his skill. It makes it easy for a coach because you can use him at so many positions, inside, outside, as a passer. You can use him as your main threat. You

can use him as a decoy because he demands so much attention."

The former Valparaiso and Vanderbilt coach said GCU is counting on experienced players, including Lever and last season's WAC Freshman of the Year, point guard Jovan Blacksher Jr. He also envisions senior guard Mikey Dixon's 3-point shooting to transfer to game time better after transfer rules delayed his debut to mid-December last season.

Drew's defensive vision has been helped by the return of senior small forward Oscar Frayer, who missed last season.

"We want to play hard," Drew said. "We want to execute. Offensively, we want to really move the ball so a lot of people get to touch it. We want to play with pace. Offensively, we like to get the ball up quickly. If

Asbjørn Midtgaard and Alessandro Lever provide a sizable interior tandem for GCU.

PHOTO BY DAVID KADLUBOWSKI



we can get a quick shot, take it. I think the biggest thing we've been working on a lot is on the defensive end and we've seen great improvement."

That comes with the help of a staff that brings Power 5 experience with Jamall Walker (Illinois), Ed Schilling (UCLA and Indiana) and Casey Shaw (Vanderbilt).

Off the court, the coaches are fostering an environment in which players spend off-court time together often.

"I'm just really happy and blessed to be here and be coached by such a great coach as Coach Drew," Lever said. "This is my last year so I have to take as much as I can from it. From practices and the games, I have to improve as much as I can. We have amazing facilities. We have everything we need here to improve as much as we can. We just have to take advantage of it."

Blacksher drops the freshman tag, except when his WAC Freshman of the Year comes up. Only five freshmen in the nation played more last season than Blacksher, who averaged 34.7 minutes per game.

"Jovan had a fabulous freshman year and he's just picked up where he left off," Drew said. "He has worked on his shooting a lot. We can see that improvement in drills and during scrimmages.

"He does so many things well on the floor. He plays with a good pace and good demeanor. You can definitely tell that he's played a lot of basketball in his life and seen a lot of situations because of his poise."

Blacksher already can see where his level has risen without games or official practices. He better knows what to expect as the ball-handler using screens. He trusts his teammates and has a feel for where his big men are. He communicates more with teammates.

"The team respects my game and understands that I see stuff," Blacksher said. "So when I'm making calls or say something, they take it and absorb it."











Jovan Blacksher Jr. was the WAC's top freshman.











WAC

2020-21 PRESEASON VOTING

COACHES POLL

RANK	TEAM (FIRST PLACE VOTES)	POINTS
1	 New Mexico State (8)	64
2	 Grand Canyon (1)	52
3	 UT Rio Grande Valley	45
4	 California Baptist	43
5	 Seattle U	33
6	 Tarleton	31
7	 Utah Valley	28
8	 Dixie State	10
9	 Chicago State	8

COACHES PRESEASON ALL-WAC SELECTIONS

FIRST TEAM		SECOND TEAM	
PLAYER		PLAYER	
Alessandro Lever		Jovan Blacksher Jr.	
Javon Levi		Oscar Frayer	
Johnny McCants		Evan Gilyard	
Jabari Rice		Riley Grigsby	
Donnie Tillman		Hunter Schofield	

Preseason Player of the Year: Jabari Rice, New Mexico State



GRAND CANYON

10

REVIEW

GCU



REVIEW » 2019-20 RECAP

**CARLOS JOHNSON | GUARD**

An up-and-down 2019-20 GCU men's basketball season ended — along with the rest of the nation — with an abrupt halt due to the unprecedented rise of the coronavirus pandemic.

GCU posted a 13-17 overall mark for its first sub-.500 Division I season. And the Lopes didn't have a chance to rewrite the plot of the season after the WAC Tournament was canceled prior to GCU's opening game.

Within an hour of the GCU women's rescheduled first-round game at Orleans Arena, the WAC Tournaments for men and women were canceled by the WAC Board of Directors "based upon new information, including the recommendation of the NCAA's COVID-19 advisory panel."

GCU was hoping to carry over momentum from a season-ending victory against CSU Bakersfield with a first-round matchup against Kansas City, a team it beat twice during the season.

The seniors were hit hardest by an unexpected, sudden close to their careers. All-WAC second-team honoree Carlos Johnson finished with the second-highest scoring total of his career (33 points) and Lorenzo Jenkins tied his career rebounding high in the season finale win.

The season got off to an inauspicious start after Oscar Frayer and Jaylen Fisher — both assumed starters — were each deemed ineligible by the NCAA.

After a season-opening defeat to Davenport, GCU lost back-to-back games against difficult competition in Illinois and San Diego State. The Lopes righted the ship with a pair of home victories against Arkansas-Pine Bluff and Montana State before heading to the Paradise Jam in the Virgin Islands.

A 27-point effort from Johnson fell just short in the tournament opener, a four-point loss to Valparaiso despite a 51.7% shooting effort for GCU. That loss

**ALESSANDRO LEVER | CENTER**

parlayed into a Day 2 defeat to Fordham. The Lopes salvaged one game on the trip with a win over Illinois State behind 23 points from Alessandro Lever.

The Lopes returned to Phoenix for the next four games, but the stretch started off with a loss to Purdue Fort Wayne in the WAC/Summit Challenge.

GCU got back in the win column in a back-and-forth battle against Mount St. Mary's. The Lopes limited the Mountaineers to 36.1% shooting, and Jenkins won a 50-50 ball and scored a game-tying bucket to force overtime. The Lopes cruised to an eight-point win behind a 14-point overtime effort.

With the scene temporarily shifting to Talking Stick Resort Arena for the Colangelo Classic, GCU hung tight but fell to an 11-0 Liberty team. In that Dec. 8 contest, Lever became GCU's third player at the D-I level to score 1,000 points.

The nonconference season wrapped with a pair of losses to Northern Iowa and on the road at New Mexico before the Lopes capped the calendar year with perhaps their best effort. Four Lopes scored 15 or more points and GCU shot 57.9% from distance to thump Eastern Illinois by 22 points.

What would prove to be a roller coaster WAC slate began with two losses to the California schools, on the road at CSU Bakersfield and home to California Baptist.

GCU poked its ahead above .500 in conference with three straight victories. A Midwest road trip filled with severe weather and travel difficulties netted GCU a pair of wins.

Back in Phoenix, GCU held a three-point edge over Seattle U at the half and that proved to be the final margin as the Lopes were able to withstand a 31-point effort from Terrell Brown.

The Lopes' win streak was halted with a four-point

home setback to Utah Valley.

The final weekend of the first round of WAC play took GCU to UTRGV and New Mexico State. A scorching hot shooting night from GCU resulted in an eight-point victory against the Vaqueros. Shooting 12 of 20 from distance marked the Lopes' third-best 3-point shooting display of their D-I history. Unable to ride the momentum into a matchup with New Mexico State, the Aggies rolled to a 20-point victory after sprinting out of the gates with a 27-9 start.

GCU split its first eight WAC matchups with a 4-4 mark.

The Lopes looked like a new club when they headed to Riverside to begin the second round of conference play. GCU was able to absorb the blow of 19 3-pointers from the Lancers by making 62.7% of its shots and putting a whopping 103 points on the board for its best mark in a non-overtime D-I game.

GCU repeated victories over Chicago State and Kansas City which moved the Lopes to 7-4 in WAC play and made it seven victories in nine tries.

The Lopes' attempted run at the No. 2 seed in the conference was ended by a tough four-game losing skid. GCU dropped contests to Seattle U and Utah Valley on the road before also losing to UTRGV and New Mexico State on the home floor.

In what turned into the farewell game of his GCU career, Johnson dropped 33 points to will the Lopes to a three-point victory over CSU Bakersfield in the regular-season finale.

GCU looked to take that momentum into a WAC Tournament matchup against Kansas City before the sports world came to an abrupt halt.

Following the conclusion of the season, GCU announced that it had parted ways with head coach Dan Majerle after seven seasons.

» ALL-CONFERENCE

JOVAN BLACKSHER JR.

WAC FRESHMAN OF THE YEAR

FRESHMAN • 5-10 • GUARD

10.5
PTS5.9
REB3.7
AST

CONFERENCE STATISTICS

Jovan Blacksher Jr. started all 30 games as a true freshman, keying GCU's offense at the point guard position.

He racked up 300 points, 150 rebounds and 100 assists — the only freshman in the nation to do so.

Blacksher Jr. led GCU in assists (109), steals (48), defensive rebounds (146) and minutes (1,038).

He joins Alessandro Lever (2017-18) as a WAC Freshman of the Year recipient.

Blacksher Jr. finished seventh nationally among freshmen in minutes per game (34.6).

CARLOS JOHNSON

SECOND TEAM ALL-WAC

SENIOR • 6-4 • GUARD

16.8
PTS5.0
REB1.3
AST

CONFERENCE STATISTICS

Carlos Johnson capped off his collegiate career with an impressive second season as a Lope. In the process, Johnson surpassed the 1,000-point mark for his career.

Johnson ranked fifth in the WAC in overall scoring (15.5) and fourth in conference action (16.8).

A two-time WAC Player of the Week in 2019-20, Johnson led GCU in 3-pointers (45) and free throws (101), while ranking second to Alessandro Lever in scoring (15.5 ppg).

He finished his career with a 33-point senior-night performance.

ALESSANDRO LEVER

SECOND TEAM ALL-WAC

JUNIOR • 6-10 • CENTER

16.1
PTS6.4
REB2.3
AST

CONFERENCE STATISTICS

Alessandro Lever compiled the best season of his GCU career to date, seeing significant upticks in most statistical categories.

Lever increased his minutes, scoring, rebounding, shooting percentages, assists and more.

He became the third member (DeWayne Russell, Joshua Braun) of GCU's D-I 1,000-point club on Dec. 8.

Lever was one of just 30 players nationally to average 15 points while shooting better than 53.0%.

He ranked third in the conference in scoring and eighth in rebounding.

MIKEY DIXON

WAC ALL-NEWCOMER TEAM

RS-JUNIOR • 6-2 • GUARD

10.5
PTS5.9
REB3.7
AST

CONFERENCE STATISTICS

Mikey Dixon packed a punch into half of a season after sitting out until Dec. 17 due to transfer rules.

Dixon was the Lopes' top 3-point shooter at 43.1%, connecting on 28 of 65 attempts.

He scored in double figures in 10 of his first 11 games in the GCU uniform.

REVIEW » STATS

OVERALL

#	GP	GS	MINUTES		FIELD GOALS			3-POINTERS			FREE THROWS			SCORING		REBOUNDING				PF	AST	TO	STL	BLK	
			TOT	AVG	FGM	FGA	FG%	3PM	3PA	3P%	FTM	FTA	FT%	PTS	AVG	OFF	DEF	TOT	AVG						
25	Lever, Alessandro	30	30	1001	33.4	182	340	53.5	31	81	38.3	75	95	78.9	470	15.7	59	120	179	6.0	87	66	59	14	6
23	Johnson, Carlos	30	29	1024	34.1	159	351	45.3	45	128	35.2	101	136	74.3	464	15.5	26	127	153	5.1	81	46	73	30	13
3	Dixon, Mikey	18	16	526	29.2	69	166	41.6	28	65	43.1	47	61	77.0	213	11.8	9	34	43	2.4	29	27	20	12	1
10	Blacksher Jr., Jovan	30	30	1038	34.6	112	266	42.1	23	86	26.7	75	100	75.0	322	10.7	18	146	164	5.5	68	109	62	48	1
1	Brown, Isiah	30	18	880	29.3	101	232	43.5	33	96	34.4	43	53	81.1	278	9.3	15	103	118	3.9	80	51	39	21	4
13	Jenkins, Lorenzo	30	8	715	23.8	75	174	43.1	19	74	25.7	62	78	79.5	231	7.7	19	82	101	3.4	56	26	35	10	4
0	Rhymes, J.J.	12	2	274	22.8	21	52	40.4	0	4	0.0	23	32	71.9	65	5.4	13	30	43	3.6	19	14	20	1	1
24	Okpoh, Bryce	30	16	480	16	19	48	39.6	0	1	0.0	24	42	57.1	62	2.1	33	57	90	3.0	57	9	15	7	9
5	Bangai, Louis	16	0	45	2.8	1	6	16.7	0	0	0.0	3	8	37.5	5	0.3	5	5	10	0.6	7	1	3	0	1
31	Spry, Ethan	9	0	14	1.6	1	5	20.0	1	5	20.0	0	0	0.0	3	0.3	1	1	2	0.2	1	1	0	0	0
15	Gerdas, Raef	14	1	53	3.8	0	1	0.0	0	1	0.0	3	6	50.0	3	0.2	1	2	3	0.2	0	5	2	1	0
Total		30		6050	201.7	740	1641	45.1	180	541	0.333	456	611	74.6	2116	70.53	227	753	980	32.7	485	355	346	144	40
Opponents				6050	201.7	779	1765	44.1	254	714	0.356	379	521	72.7	2191	73.03	299	752	1051	35.0	547	429	335	163	74

CONFERENCE

#	GP	GS	MINUTES		FIELD GOALS			3-POINTERS			FREE THROWS			SCORING		REBOUNDING				PF	AST	TO	STL	BLK	
			TOT	AVG	FGM	FGA	FG%	3PM	3PA	3P%	FTM	FTA	FT%	PTS	AVG	OFF	DEF	TOT	AVG						
23	Johnson, Carlos	16	16	529	33.1	89	176	50.6	21	53	39.6	70	94	74.5	269	16.8	12	68	80	5.0	41	21	1.3	41	13
25	Lever, Alessandro	16	16	553	34.6	96	182	52.7	14	38	36.8	51	61	83.6	257	16.1	36	67	103	6.4	45	36	2.3	30	6
3	Dixon, Mikey	16	14	463	28.9	62	145	42.8	26	61	42.6	38	50	76.0	188	11.8	7	32	39	2.4	22	24	1.5	18	11
10	Blacksher Jr., Jovan	16	16	537	33.6	57	126	45.2	14	39	35.9	40	56	71.4	168	10.5	10	85	95	5.9	44	59	3.7	31	22
1	Brown, Isiah	16	4	413	25.8	47	108	43.5	18	49	36.7	21	28	75.0	133	8.3	8	47	55	3.4	37	25	1.6	17	6
13	Jenkins, Lorenzo	16	1	371	23.2	30	76	39.5	6	27	22.2	35	45	77.8	101	6.3	10	52	62	3.9	34	15	0.9	21	5
24	Okpoh, Bryce	16	12	284	17.8	12	28	42.9	0	0	0.0	19	31	61.3	43	2.7	17	35	52	3.3	33	8	0.5	9	4
31	Spry, Ethan	3	0	4	1.3	1	2	50.0	1	2	50.0	0	0	0.0	3	1.0	1	0	1	0.3	0	0	0	0	0
15	Gerdas, Raef	9	1	45	5.0	0	1	0.0	0	1	0.0	3	6	50.0	3	0.3	1	2	3	0.3	0	5	0.6	2	1
5	Bangai, Louis	9	0	26	2.9	0	3	0.0	0	0	0.0	0	2	0.0	0	0	0	4	4	0.4	4	1	0.1	1	0
Total		16		3225	201.6	394	847	46.5	100	270	37.0	277	373	74.3	1165	72.81	116	414	530	33.1	260	194	12.1	183	68
Opponents				3225	201.6	420	972	43.2	128	378	33.9	207	276	75.0	1175	73.44	169	380	549	34.3	311	235	14.7	154	86

TEAM STATISTICS

	GCU	OPPONENTS
SCORING		
Total Points	2,116	2,191
Points Per Game	70.5	73.0
Scoring Margin	-2.5	--
SHOOTING		
FG: Made-Attempted	740-1641	779-1765
FG: Percentage	45.1	44.1
FG: Per Game	24.7	26.0
3PT: Made-Attempted	180-541	254-714
3PT: Percentage	33.3	35.6
3PT: Per Game	6.0	8.5
FT: Made-Attempted	456-611	379-521
FT: Percentage	74.6	72.7
FT: Per Game	15.2	12.6
REBOUNDING		
Total	980	1051
Per Game	32.7	35.0
Margin	-2.3	--
ASSISTS		
Total	355	429
Per Game	11.8	14.3
TURNOVERS		
Total	346	335
Per Game	11.5	11.2
Margin	-0.3	--
Assist/Turnover Ratio	1.0	1.3
Points Off Turnovers	11.6	13.6
STEALS		
Total	144	163
Per Game	4.8	5.4
BLOCKS		
Total	39	74
Per Game	1.3	2.5

OUTLOOK

REVIEW

TEAM

THIS IS GCU

HISTORY

REVIEW » CATEGORY LEADERS

Points

##	Player	G	Pts	Pts/G
25	Lever, Alessandro	30	470	15.7
23	Johnson, Carlos	30	464	15.5
10	Blacksher Jr., Jovan	30	322	10.7
1	Brown, Isiah	30	278	9.3
13	Jenkins, Lorenzo	30	231	7.7
3	Dixon, Mikey	18	213	11.8
00	Rhymes, J.J.	12	65	5.4
24	Okpoh, Bryce	30	62	2.1
5	Bangai, Louis	15	5	0.3
31	Spry, Ethan	8	3	0.4
15	Gerdes, Raef	14	3	0.2

Field Goal Percentage

##	Player	FG	Att	Pct
25	Lever, Alessandro	182	340	.535
23	Johnson, Carlos	159	351	.453
1	Brown, Isiah	101	232	.435
13	Jenkins, Lorenzo	75	174	.431
10	Blacksher Jr., Jovan	112	266	.421
3	Dixon, Mikey	69	166	.416
00	Rhymes, J.J.	21	52	.404
24	Okpoh, Bryce	19	48	.396
31	Spry, Ethan	1	5	.200
5	Bangai, Louis	1	6	.167

3-Point FG Percentage

##	Player	3FG	Att	Pct
3	Dixon, Mikey	28	65	.431
25	Lever, Alessandro	31	81	.383
23	Johnson, Carlos	45	128	.352
1	Brown, Isiah	33	96	.344
10	Blacksher Jr., Jovan	23	86	.267
13	Jenkins, Lorenzo	19	74	.257
31	Spry, Ethan	1	5	.200

Scoring Average

##	Player	G	Pts	Pts/G
25	Lever, Alessandro	30	470	15.7
23	Johnson, Carlos	30	464	15.5
3	Dixon, Mikey	18	213	11.8
10	Blacksher Jr., Jovan	30	322	10.7
1	Brown, Isiah	30	278	9.3
13	Jenkins, Lorenzo	30	231	7.7
00	Rhymes, J.J.	12	65	5.4
24	Okpoh, Bryce	30	62	2.1
31	Spry, Ethan	8	3	0.4
5	Bangai, Louis	15	5	0.3
15	Gerdes, Raef	14	3	0.2

Field Goal Attempts

##	Player	G	Att	Att/G
23	Johnson, Carlos	30	351	11.7
25	Lever, Alessandro	30	340	11.3
10	Blacksher Jr., Jovan	30	266	8.9
1	Brown, Isiah	30	232	7.7
13	Jenkins, Lorenzo	30	174	5.8

Field Goals Made

##	Player	G	Made	Made/G
25	Lever, Alessandro	30	182	6.1
23	Johnson, Carlos	30	159	5.3
10	Blacksher Jr., Jovan	30	112	3.7
1	Brown, Isiah	30	101	3.4
13	Jenkins, Lorenzo	30	75	2.5

3-Point FG Attempts

##	Player	G	Att	Att/G
23	Johnson, Carlos	30	128	4.3
1	Brown, Isiah	30	96	3.2
10	Blacksher Jr., Jovan	30	86	2.9
25	Lever, Alessandro	30	81	2.7
13	Jenkins, Lorenzo	30	74	2.5

3-Point FG Made

##	Player	G	Made	Made/G
23	Johnson, Carlos	30	45	1.5
1	Brown, Isiah	30	33	1.1
25	Lever, Alessandro	30	31	1.0
3	Dixon, Mikey	18	28	1.6
10	Blacksher Jr., Jovan	30	23	0.8

Free Throw Percentage

##	Player	Made	Att	Pct
1	Brown, Isiah	43	53	.811
13	Jenkins, Lorenzo	62	78	.795
25	Lever, Alessandro	75	95	.789
3	Dixon, Mikey	47	61	.770
10	Blacksher Jr., Jovan	75	100	.750
23	Johnson, Carlos	101	136	.743
00	Rhymes, J.J.	23	32	.719
24	Okpoh, Bryce	24	42	.571
15	Gerdes, Raef	3	6	.500
5	Bangai, Louis	3	8	.375

Rebounds

##	Player	G	Reb	Reb/G
25	Lever, Alessandro	30	179	6.0
10	Blacksher Jr., Jovan	30	164	5.5
23	Johnson, Carlos	30	153	5.1
1	Brown, Isiah	30	118	3.9
13	Jenkins, Lorenzo	30	101	3.4

Rebounds Average

##	Player	G	Reb	Reb/G
25	Lever, Alessandro	30	179	6.0
10	Blacksher Jr., Jovan	30	164	5.5
23	Johnson, Carlos	30	153	5.1
1	Brown, Isiah	30	118	3.9
00	Rhymes, J.J.	12	43	3.6

Offensive Rebounds

##	Player	G	OReb	OReb/G
25	Lever, Alessandro	30	59	2.0
24	Okpoh, Bryce	30	33	1.1
23	Johnson, Carlos	30	26	0.9
13	Jenkins, Lorenzo	30	19	0.6
10	Blacksher Jr., Jovan	30	18	0.6

Defensive Rebounds

##	Player	G	DReb	DReb/G
10	Blacksher Jr., Jovan	30	146	4.9
23	Johnson, Carlos	30	127	4.2
25	Lever, Alessandro	30	120	4.0
1	Brown, Isiah	30	103	3.4
13	Jenkins, Lorenzo	30	82	2.7

Free Throw Attempts

##	Player	G	Att	Att/G
23	Johnson, Carlos	30	136	4.5
10	Blacksher Jr., Jovan	30	100	3.3
25	Lever, Alessandro	30	95	3.2
13	Jenkins, Lorenzo	30	78	2.6
3	Dixon, Mikey	18	61	3.4

Free Throws Made

##	Player	G	Made	Made/G
23	Johnson, Carlos	30	101	3.4
25	Lever, Alessandro	30	75	2.5
10	Blacksher Jr., Jovan	30	75	2.5
13	Jenkins, Lorenzo	30	62	2.1
3	Dixon, Mikey	18	47	2.6

Assists

##	Player	G	Ast	Ast/G
10	Blacksher Jr., Jovan	30	109	3.6
25	Lever, Alessandro	30	66	2.2
1	Brown, Isiah	30	51	1.7
23	Johnson, Carlos	30	46	1.5
3	Dixon, Mikey	18	27	1.5

Steals

##	Player	G	Stl	Stl/G
10	Blacksher Jr., Jovan	30	48	1.6
23	Johnson, Carlos	30	30	1.0
1	Brown, Isiah	30	21	0.7
25	Lever, Alessandro	30	14	0.5
3	Dixon, Mikey	18	12	0.7

Blocked Shots

##	Player	G	Blk	Blk/G
23	Johnson, Carlos	30	13	0.4
24	Okpoh, Bryce	30	9	0.3
25	Lever, Alessandro	30	6	0.2
1	Brown, Isiah	30	4	0.1
13	Jenkins, Lorenzo	30	4	0.1

Minutes

##	Player	G	Min	Min/G
10	Blacksher Jr., Jovan	30	1037	34:34
23	Johnson, Carlos	30	1024	34:08
25	Lever, Alessandro	30	1001	33:21
1	Brown, Isiah	30	880	29:20
13	Jenkins, Lorenzo	30	716	23:53

REVIEW » GAME CAPSULES

TUESDAY, NOVEMBER 5 | HOME



DAVENPORT

82

GRAND CANYON

73



PTS	REB
22 C. Rollins	7 T. Beckford
9 J. Joubert	6 C. Pearl
6 T. Beckford	4 3 tied
AST	STL
4 2 tied	3 C. Pearl

PTS	REB
22 C. Johnson	10 C. Johnson
15 J. Blacksher Jr.	7 I. Brown
15 I. Brown	3 5 tied
AST	STL
4 I. Brown	3 J. Blacksher Jr.

29-59 49.2%	FG	28-62 45.2%
15-30 50.0%	3P%	2-19 10.5%
36 (29/7)	REB (D/O)	33 (25/8)
18	TO	12

"This is probably a good thing for us that we got spanked this way so maybe it'll open some eyes." - DAN MAJERLE

FRIDAY, NOVEMBER 8 | HOME



ILLINOIS

83

GRAND CANYON

71



PTS	REB
23 K. Cockburn	14 K. Cockburn
21 A. Feliz	7 D. Williams
9 2 tied	6 3 tied
AST	STL
6 A. Dosunmu	2 A. Feliz

PTS	REB
18 I. Brown	6 I. Brown
14 J. Blacksher Jr.	6 L. Jenkins
12 2 tied	4 C. Johnson
AST	STL
3 2 tied	2 L. Jenkins

29-64 45.3%	FG	27-61 44.3%
4-13 30.8%	3P%	8-19 42.1%
52 (32/20)	REB (D/O)	26 (20/6)
17	TO	11

"It's well done and kudos to everybody that has participated in that. It's a special place and it's a great home-court advantage." - DAN MAJERLE

WEDNESDAY, NOVEMBER 13 | AWAY



GRAND CANYON

61

SAN DIEGO STATE

86



PTS	REB
15 L. Jenkins	10 J. Blacksher Jr.
14 J. Blacksher Jr.	6 C. Johnson
10 2 tied	5 J. Rhymes
AST	STL
3 C. Johnson	2 I. Brown

PTS	REB
14 M. Flynn	9 N. Mensah
14 N. Mensah	6 Y. Wetzell
13 K. Feagin	6 A. Arop
AST	STL
9 M. Flynn	1 3 tied

19-52 36/5%	FG	35-64 54.7%
4-18 22.2%	3P%	13-27 48.1%
32 (23/9)	REB (D/O)	37 (29/8)
12	TO	7

"I wouldn't be surprised, at the end of the year, if you looked up [they're] competing to put themselves in the NCAA tournament." - DAN MAJERLE

SATURDAY, NOVEMBER 16 | HOME



ARKANSAS-PINE BLUFF

54

GRAND CANYON

67



PTS	REB
12 S. Doss	7 D. Morris
12 T. Banyard	6 T. Banyard
9 D. Morris	5 M. Bell
AST	STL
2 S. Doss	3 2 tied

PTS	REB
25 A. Lever	9 J. Rhymes
17 C. Johnson	7 C. Johnson
8 I. Brown	6 A. Lever
AST	STL
7 J. Rhymes	2 2 tied

22-56 39.3%	FG	24-51 47.1%
3-14 21.4%	3P%	5-20 25.0%
35 (24/11)	REB (D/O)	33 (27/6)
16	TO	15

"We still have a ton of work to do, and our guys know that, but I am happy with the win. Hopefully we can take some positives out of this." - DAN MAJERLE

TUESDAY, NOVEMBER 19 | HOME



MONTANA STATE

56

GRAND CANYON

69



PTS	REB
17 J. Belo	7 H. Fray
14 H. Fray	5 3 tied
8 A. Adamu	
AST	STL
4 H. Fray	1 2 tied

PTS	REB
20 L. Jenkins	7 A. Lever
16 C. Johnson	5 3 tied
15 A. Lever	
AST	STL
10 J. Blacksher Jr.	2 3 tied

22-46 47.8%	FG	22-59 37.3%
4-16 25.0%	3P%	7-23 30.4%
34 (28/6)	REB (D/O)	32 (22/10)
17	TO	4

"That was a gutsy, gutsy win against a really good team that is playing well. Our guys really buckled down. As my mom would say, 'Pleased as punch.'" - DAN MAJERLE

FRIDAY, NOVEMBER 22 | PARADISE JAM



VALPARAISO

78

GRAND CANYON

74



PTS	REB
22 J. Freeman-Liberty	6 J. Freeman-Liberty
16 N. Robinson	6 N. Robinson
12 D. Sackey	6 D. Sackey
AST	STL
4 2 tied	3 2 tied

PTS	REB
15 L. Jenkins	7 J. Blacksher
12 J. Blacksher	4 A. Lever
10 I. Brown	3 2 tied
AST	STL
3 I. Brown	4 J. Blacksher

23-59 39.0%	FG	30-58 51.7%
11-30 36.7%	3P%	10-22 45.5%
31 (23/8)	REB (D/O)	34 (29/5)
10	TO	18

"It's just hard when a team goes to the line 26 times and we go six and we are trying to be just as physical." - DAN MAJERLE

OUTLOOK

REVIEW

TEAM

THIS IS GCU

HISTORY

SATURDAY, NOVEMBER 23 | PARADISE JAM

	FORDHAM	70	GRAND CANYON	58	
--	----------------	-----------	---------------------	-----------	---

PTS		REB		PTS		REB	
15	C. Ohams	9	O. Eyisi	19	A. Lever	10	A. Lever
10	3 tied	8	C. Ohams	17	C. Johnson	5	J. Rhymes
		3	2 tied	8	J. Blacksher Jr.	3	3 tied
AST		STL		AST		STL	
4	2 tied	2	J. Cobb	3	J. Blacksher Jr.	2	C. Johnson
26-61 42.6%		FG	22-49 44.9%				
8-23 34.8%		3P%	3-18 16.7%				
33 (22/11)		REB (D/O)	30 (25/5)				
10		TO	16				

"We've just got to keep fighting. I thought we took a step forward (Friday). This was a huge step back." - DAN MAJERLE

MONDAY, NOVEMBER 25 | PARADISE JAM

	ILLINOIS STATE	63	GRAND CANYON	68	
---	-----------------------	-----------	---------------------	-----------	---

PTS		REB		PTS		REB	
21	Z. Copeland	7	J. Hillsman	25	A. Lever	8	B. Okpoh
10	D. Brown	5	Z. Copeland	21	I. Brown	8	C. Johnson
8	R. Torres	5	M. Chastain	10	2 tied	6	J. Blacksher Jr.
AST		STL		AST		STL	
5	M. Chastain	2	A. Ndiaye	4	J. Blacksher Jr.	2	2 tied
26-61 42.6%		FG	24-60 40.0%				
10-26 38.4%		3P%	8-22 36.4%				
33 (26/7)		REB (D/O)	39 (27/12)				
11		TO	14				

"A big time win for our fellas. We faced a really desperate Illinois State team, just like us. I thought we jumped out with tremendous energy." - DAN MAJERLE

SATURDAY, NOVEMBER 30 | HOME

	PURDUE FORT WAYNE	71	GRAND CANYON	60	
--	--------------------------	-----------	---------------------	-----------	---

PTS		REB		PTS		REB	
28	J. Godfrey	6	D. Carl	20	A. Lever	7	C. Johnson
9	B. Patrick	5	M. Holba	18	J. Blacksher Jr.	5	3 tied
7	M. Holba	5	M. DeBerry	10	I. Brown		
AST		STL		AST		STL	
3	D. Black	2	2 tied	4	I. Brown	2	2 tied
27-49 55.1%		FG	20-50 40.0%				
7-23 30.4%		3P%	6-17 35.3%				
28 (23/5)		REB (D/O)	30 (20/10)				
11		TO	11				

"In spurts, we play OK and then we hit a wall and make a couple mistakes and then it all goes because they don't trust [the system]." - DAN MAJERLE

TUESDAY, DECEMBER 3 | HOME

	MOUNT ST. MARY'S	67	GRAND CANYON	75	
---	-------------------------	-----------	---------------------	-----------	---

PTS		REB		PTS		REB	
23	D. Chong Qui	7	N. Opoku	18	C. Johnson	9	C. Johnson
9	J. Gibbs	5	M. Jefferson	16	A. Lever	7	I. Brown
7	O. Habwe	4	4 tied	14	I. Brown	7	B. Okpoh
AST		STL		AST		STL	
4	D. Chong Qui	3	D. Chong Qui	3	2 tied	3	J. Blacksher Jr.
22-61 36.1%		FG	26-54 48.1%				
10-32 31.3%		3P%	5-18 27.8%				
35 (25/10)		REB (D/O)	38 (33/5)				
13		TO	11				

"All of the guys have been great. They have been taking a lot of hard coaching lately. A lot of watching film and showing, and they have responded." - DAN MAJERLE


SUNDAY, DECEMBER 8 | COLANGELO CLASSIC

	LIBERTY	71	GRAND CANYON	60	
--	----------------	-----------	---------------------	-----------	---

PTS		REB		PTS		REB	
17	C. Homesley	5	4 tied	16	I. Brown	8	I. Brown
15	M. Baxter-Bell			14	A. Lever	5	A. Lever
11	E. Cuffee			13	L. Jenkins	5	J. Blacksher Jr.
AST		STL		AST		STL	
4	2 tied	1	3 tied	4	J. Blacksher Jr.	2	I. Brown
22-48 45.8%		FG	23-53 43.4%				
8-19 42.1%		3P%	5-21 23.8%				
32 (25/7)		REB (D/O)	32 (24/8)				
9		TO	11				

"I thought we got a little bit better today, disappointed in the loss, but I saw some positive things also. I thought our guys battled..." - DAN MAJERLE

THURSDAY, DECEMBER 12 | HOME

	NORTHERN IOWA	82	GRAND CANYON	58	
---	----------------------	-----------	---------------------	-----------	---

PTS		REB		PTS		REB	
25	A. Green	11	I. Brown	15	L. Jenkins	7	J. Blacksher Jr.
18	T. Berhow	6	3 tied	12	J. Blacksher Jr.	4	A. Lever
13	A. Phyfe			10	I. Brown	3	2 tied
AST		STL		AST		STL	
4	A. Phyfe	2	A. Green	3	I. Brown	4	J. Blacksher Jr.
26-49 53.1%		FG	23-62 37.1%				
11-27 40.7%		3P%	4-24 16.7%				
43 (35/8)		REB (D/O)	21 (15/6)				
15		TO	5				

"It's because we don't have the right mindset. It'll change, trust me." - DAN MAJERLE

OUTLOOK

REVIEW

TEAM

THIS IS GCU

HISTORY

REVIEW » GAME CAPSULES

TUESDAY, DECEMBER 17 | AWAY

GCU		GRAND CANYON		71		NEW MEXICO		91					
PTS		REB		PTS		REB		PTS		REB			
23	C. Johnson	11	A. Lever	21	J. Lyle	14	C. Bragg	18	J. Wallace	11	J. Skipper-Brown	24	A. Lever
18	A. Lever	3	3 tied	20	C. Bragg	4	M. Maluach	16	M. Smith	6	M. Smith	16	C. Johnson
12	J. Blacksher Jr.			12	2 tied	3	4 tied	10	G. Dixon	5	J. Wallace	16	L. Jenkins
AST		STL		AST		STL		AST		STL			
8	J. Blacksher Jr.	3	J. Blacksher Jr.	9	J. Caldwell	2	2 tied	4	M. Johnson	2	K. Charles	4	A. Lever
29-60 48.3%		FG		31-56 55.4%		FG		19-60 31.7%		FG			
2-11 18.2%		3P%		14-26 53.8%		3P%		8-30 26.7%		3P%			
24 (14/10)		REB (D/O)		36 (25/11)		REB (D/O)		37 (26/11)		REB (D/O)			
12		TO		16		TO		11		TO			

"We're GCU. I don't care who we're playing. We shouldn't be losing by 20. We shouldn't be getting beat at home." - **DAN MAJERLE**

SATURDAY, DECEMBER 21 | HOME

		EASTERN ILLINOIS		63		GRAND CANYON		85		GCU			
PTS		REB		PTS		REB		PTS		REB			
18	J. Wallace	11	J. Skipper-Brown	24	A. Lever	8	J. Blacksher Jr.	18	J. Wallace	11	J. Skipper-Brown	24	A. Lever
16	M. Smith	6	M. Smith	16	C. Johnson	8	B. Okpoh	16	M. Smith	6	M. Smith	16	C. Johnson
10	G. Dixon	5	J. Wallace	16	L. Jenkins	7	A. Lever	10	G. Dixon	5	J. Wallace	16	L. Jenkins
AST		STL		AST		STL		AST		STL			
4	M. Johnson	2	K. Charles	9	J. Caldwell	2	2 tied	4	M. Johnson	2	K. Charles	4	A. Lever
19-60 31.7%		FG		29-63 46.0%		FG		19-60 31.7%		FG			
8-30 26.7%		3P%		11-19 57.9%		3P%		8-30 26.7%		3P%			
37 (26/11)		REB (D/O)		46 (35/11)		REB (D/O)		37 (26/11)		REB (D/O)			
11		TO		11		TO		11		TO			

"Yeah, it was unbelievable. It was by far our best game ... We came out and obviously shot the ball well. I thought we really battled in the second half." - **DAN MAJERLE**

SATURDAY, JANUARY 4 | AWAY

GCU		GRAND CANYON		62		CSU BAKERSFIELD		69					
PTS		REB		PTS		REB		PTS		REB			
17	C. Johnson	7	I. Brown	25	D. Buckingham	13	G. Lee	16	B. Boyd	9	M. Acquah	18	A. Lever
14	J. Blacksher Jr.	6	C. Johnson	15	T. Moore	5	3 tied	11	F. Flavors Jr.	8	B. Koul	18	C. Johnson
12	I. Brown	5	2 tied	7	2 tied			10	2 tied	7	F. Flavors Jr.	14	M. Dixon
AST		STL		AST		STL		AST		STL			
3	3 tied	2	J. Blacksher Jr.	6	C. Perry	2	D. Person Jr.	5	M. Acquah	1	4 tied	3	J. Blacksher Jr.
21-53 39.6%		FG		23-64 35.9%		FG		24-67 35.8%		FG			
6-17 35.3%		3P%		8-17 47.1%		3P%		6-26 23.1%		3P%			
32 (27/5)		REB (D/O)		43 (29/14)		REB (D/O)		47 (39/8)		REB (D/O)			
9		TO		9		TO		11		TO			

"For the most part, I thought we outplayed them. We just weren't tough enough down the stretch." - **DAN MAJERLE**

SATURDAY, JANUARY 11 | HOME

CBU		CALIFORNIA BAPTIST		61		GRAND CANYON		57		GCU			
PTS		REB		PTS		REB		PTS		REB			
16	B. Boyd	9	M. Acquah	25	D. Buckingham	13	G. Lee	18	A. Lever	8	C. Johnson	18	A. Lever
11	F. Flavors Jr.	8	B. Koul	15	T. Moore	5	3 tied	18	C. Johnson	8	J. Blacksher Jr.	18	C. Johnson
10	2 tied	7	F. Flavors Jr.	7	2 tied			14	M. Dixon	6	2 tied	14	M. Dixon
AST		STL		AST		STL		AST		STL			
5	M. Acquah	1	4 tied	6	C. Perry	2	D. Person Jr.	5	M. Acquah	1	4 tied	3	J. Blacksher Jr.
24-67 35.8%		FG		23-64 35.9%		FG		24-67 35.8%		FG			
6-26 23.1%		3P%		8-17 47.1%		3P%		6-26 23.1%		3P%			
47 (39/8)		REB (D/O)		43 (29/14)		REB (D/O)		47 (39/8)		REB (D/O)			
11		TO		9		TO		11		TO			

"It's time for us to be men. There are no more excuses. There's no more talking or meetings. We have to go out there and get it done." - **CARLOS JOHNSON**

THURSDAY, JANUARY 16 | AWAY

GCU		GRAND CANYON		78		CHICAGO STATE		64					
PTS		REB		PTS		REB		PTS		REB			
25	A. Lever	6	A. Lever	19	R. Jones	4	R. Jones	16	B. Boyd	9	M. Acquah	18	A. Lever
17	M. Dixon	6	J. Blacksher Jr.	17	A. Gholizadeh	4	M. Johnson	11	F. Flavors Jr.	8	B. Koul	18	C. Johnson
15	C. Johnson	4	C. Johnson	8	K. Davis	4	C. Marble	10	2 tied	7	F. Flavors Jr.	14	M. Dixon
AST		STL		AST		STL		AST		STL			
4	2 tied	3	C. Johnson	6	C. Perry	2	D. Person Jr.	5	M. Acquah	1	4 tied	3	J. Blacksher Jr.
25-44 56.8%		FG		21-46 45.7%		FG		24-67 35.8%		FG			
9-15 60.0%		3P%		10-20 50.0%		3P%		6-26 23.1%		3P%			
24 (19/5)		REB (D/O)		19 (14/5)		REB (D/O)		47 (39/8)		REB (D/O)			
12		TO		11		TO		11		TO			

"We've got to have a killer mentality. We got the win and I'm happy but we've got to play a lot better." - **DAN MAJERLE**

SUNDAY, JANUARY 19 | AWAY

GCU		GRAND CANYON		69		KANSAS CITY		66					
PTS		REB		PTS		REB		PTS		REB			
16	B. McKissic	13	J. Allick	19	R. Jones	4	R. Jones	16	B. McKissic	13	J. Allick	18	A. Lever
13	J. Giles	6	B. McKissic	17	A. Gholizadeh	4	M. Johnson	13	J. Giles	6	B. McKissic	18	C. Johnson
12	R. Whitfield	4	M. Nesbitt Jr.	8	K. Davis	4	C. Marble	12	R. Whitfield	4	M. Nesbitt Jr.	14	M. Dixon
AST		STL		AST		STL		AST		STL			
4	A. Lever	2	C. Johnson	6	C. Perry	2	D. Person Jr.	5	M. Acquah	1	4 tied	3	J. Blacksher Jr.
22-47 46.8%		FG		21-46 45.7%		FG		22-47 46.8%		FG			
6-11 54.5%		3P%		10-20 50.0%		3P%		6-11 54.5%		3P%			
33 (29/4)		REB (D/O)		19 (14/5)		REB (D/O)		33 (29/4)		REB (D/O)			
11		TO		11		TO		11		TO			

"It's what you've got to do on the road - gut it out. I'm proud of my guys. It's been a hard, what seems like a couple weeks, but it's only five days." - **DAN MAJERLE**

OUTLOOK

REVIEW

TEAM

THIS IS GCU

HISTORY



THURSDAY, JANUARY 23 | HOME

	SEATTLE U	77	GRAND CANYON		80
--	------------------	-----------	---------------------	---	-----------

PTS		REB		PTS		REB	
31	T. Brown	11	M. Carter	17	C. Johnson	9	C. Johnson
19	D. Jones	6	M. Means	16	A. Lever	8	B. Okpoh
10	M. Means	4	T. Brown	13	L. Jenkins	7	2 tied
AST		STL		AST		STL	
4	T. Brown	2	T. Brown	3	C. Johnson	3	J. Blacksher Jr.
26-65 40.0%		FG		26-59 44.1%			
6-20 30.0%		3P%		1-14 7.1%			
31 (22/9)		REB (D/O)		47 (33/14)			
8		TO		16			

"It's time for us to be men. There are no more excuses. There's no more talking or meetings. We have to go out there and get it done." - **CARLOS JOHNSON**


THURSDAY, JANUARY 30 | AWAY

	GRAND CANYON	87	UTRGV		79
--	---------------------	-----------	--------------	---	-----------

PTS		REB		PTS		REB	
20	A. Lever	6	A. Lever	16	J. Jackson	5	S. Rhea
18	I. Brown	6	J. Blacksher Jr.	15	J. Levi	4	J. Jackson
13	3 tied	4	C. Johnson	15	Q. Johnson II	4	L. Varner II
AST		STL		AST		STL	
6	2 tied	3	Blacksher Jr.	13	J. Levi	3	J. Levi
29-50 58.0%		FG		29-63 46.0%			
12-20 60.0%		3P%		6-24 25.0%			
32 (21/11)		REB (D/O)		26 (13/13)			
21		TO		11			

"When we play that way, we're pretty good. It's no coincidence that you make shots when the ball moves and the extra guy gets a pass." - **DAN MAJERLE**

SATURDAY, FEBRUARY 8 | AWAY

	GRAND CANYON	103	CALIFORNIA BAPTIST		98
--	---------------------	------------	---------------------------	---	-----------

PTS		REB		PTS		REB	
25	C. Johnson	6	C. Johnson	30	M. Acquah	9	D. Davis
24	M. Dixon	5	J. Blacksher Jr.	15	F. Flavors Jr.	7	Z. Pirog
20	L. Jenkins	4	L. Jenkins	14	2 tied	5	M. Acquah
AST		STL		AST		STL	
5	J. Blacksher Jr.	2	J. Blacksher Jr.	10	M. Acquah	3	M. Acquah
32-51 62.7%		FG		32-68 47.1%			
11-18 61.1%		3P%		19-36 52.8%			
28 (25/3)		REB (D/O)		34 (21/13)			
8		TO		8			

"I told the guys after the game, 'When we play like this, there's not a team that I wouldn't put you up against.'" - **DAN MAJERLE**



SATURDAY, JANUARY 25 | HOME

	UTAH VALLEY	73	GRAND CANYON		69
---	--------------------	-----------	---------------------	---	-----------

PTS		REB		PTS		REB	
24	T. Washington	13	C. Jardine	21	C. Johnson	14	A. Lever
10	C. Jardine	6	I. White	20	A. Lever	6	J. Blacksher Jr.
10	I. White	6	B. Averette	12	M. Dixon	5	L. Jenkins
AST		STL		AST		STL	
6	B. Averette	2	2 tied	4	2 tied	1	C. Johnson
28-57 49.1%		FG		24-60 40.0%			
7-23 30.4%		3P%		4-21 19.0%			
37 (30/7)		REB (D/O)		38 (28/10)			
8		TO		9			

"That's where we've got to hang our hat: our toughness, being a nasty, competitive defensive team. We were anything but that tonight." - **DAN MAJERLE**

SATURDAY, FEBRUARY 1 | AWAY

	GRAND CANYON	52	NEW MEXICO STATE		72
---	---------------------	-----------	-------------------------	---	-----------

PTS		REB		PTS		REB	
15	C. Johnson	6	B. Okpoh	18	J. Rice	12	J. McCants
14	M. Dixon	5	A. Lever	17	J. McCants	6	J. Rice
13	J. Blacksher Jr.	4	C. Johnson	14	I. Aurrecochea	5	I. Aurrecochea
AST		STL		AST		STL	
4	A. Lever	1	2 tied	5	McCants, Gilyard	2	Gilyard, Buchanon
18-49 36.7%		FG		27-58 46.6%			
7-27 25.9%		3P%		12-30 40.0%			
27 (22/5)		REB (D/O)		37 (28/9)			
8		TO		8			

"For whatever reason, we didn't come out in the second half and get it done. We've just got a lot of work to keep doing." - **DAN MAJERLE**

THURSDAY, FEBRUARY 13 | HOME



	KANSAS CITY	66	GRAND CANYON		71
---	--------------------	-----------	---------------------	---	-----------

PTS		REB		PTS		REB	
13	R. Whitfield	7	J. Allick	18	A. Lever	12	J. Blacksher Jr.
12	J. Giles	5	J. Hardnett	17	J. Blacksher Jr.	8	A. Lever
10	J. White	4	2 tied	16	C. Johnson	6	L. Jenkins
AST		STL		AST		STL	
6	J. Hardnett	2	3 tied	5	J. Blacksher Jr.	1	5 tied
29-63 46.0%		FG		19-43 44.2%			
5-23 21.7%		3P%		5-14 35.7%			
32 (24/8)		REB (D/O)		35 (31/4)			
12		TO		14			

"We have a coach that is really competitive, passionate and our players are following behind him. I think we are seeing that. We all want to go out there and win." - **JOVAN BLACKSHER**



REVIEW » GAME CAPSULES

SATURDAY, FEBRUARY 15 | HOME

 CHICAGO STATE		GRAND CANYON	
47		71	
			
PTS	REB	PTS	REB
18 A. Gholizadeh	7 C. Marble	15 A. Lever	6 4 tied
8 K. Davis	5 K. Davis	14 J. Blacksher Jr.	
5 S. Hunt	5 S. Hunt	13 M. Dixon	
AST	STL	AST	STL
4 R. Jones	1 2 tied	5 2 tied	3 M. Dixon
18-44 40.9% FG		26-53 49.1%	
4-13 30.8% 3P%		5-17 29.4%	
27 (23/4) REB (D/O)		32 (24/8)	
18 TO		8	



"Every game is a must-win since we are in the second half of the season. We are just playing every game like one game at a time." - CARLOS JOHNSON

THURSDAY, FEBRUARY 20 | AWAY

GRAND CANYON		SEATTLE U	
89		95	
			
PTS	REB	PTS	REB
22 A. Lever	9 A. Lever	31 T. Brown	12 R. Grigsby
21 J. Blacksher Jr.	8 C. Johnson	23 R. Grigsby	7 M. Da Campo
16 M. Dixon	5 L. Jenkins	13 M. Da Campo	6 T. Brown
AST	STL	AST	STL
5 J. Blacksher Jr.	2 J. Blacksher Jr.	10 T. Brown	2 M. Means
32-67 47.8% FG		31-66 47.0%	
6-17 35.3% 3P%		11-28 39.3%	
38 (25/13) REB (D/O)		36 (23/13)	
11 TO		7	



"I thought they fought hard at the end and found a way to get it close, but just disappointed in the effort on defense and the rebounding especially." - DAN MAJERLE

SATURDAY, FEBRUARY 22 | AWAY

GRAND CANYON		UTAH VALLEY	
80		92	
			
PTS	REB	PTS	REB
23 C. Johnson	6 A. Lever	23 B. Averette	7 I. White
23 A. Lever	5 B. Okpoh	15 I. White	5 3 tied
13 I. Brown	4 2 tied	14 C. Jardine	
AST	STL	AST	STL
5 I. Brown	3 J. Blacksher Jr.	13 T. Washington	1 3 tied
27-54 50.0% FG		29-54 53.7%	
6-10 60.0% 3P%		7-20 35.0%	
26 (20/6) REB (D/O)		32 (23/9)	
10 TO		10	



"We're scoring enough points to win. We're having a hard time guarding quick guards. We can't keep anybody in front." - DAN MAJERLE

THURSDAY, FEBRUARY 27 | HOME

NEW MEXICO STATE		GRAND CANYON	
67		53	
			
PTS	REB	PTS	REB
16 J. Rice	9 J. Rice	17 A. Lever	6 B. Okpoh
14 T. Queen	8 T. Queen	12 I. Brown	4 M. Dixon
8 2 tied	8 J. McCants	8 B. Okpoh	4 J. Blacksher Jr.
AST	STL	AST	STL
4 S. Buchanan	1 2 tied	3 I. Brown	2 B. Okpoh
26-71 36.6% FG		20-45 44.4%	
5-28 17.9% 3P%		3-15 20.0%	
48 (25/23) REB (D/O)		26 (20/6)	
8 TO		12	



"We couldn't keep them off the board, their physicality just killed us. So, that's the whole game." - DAN MAJERLE

SATURDAY, FEBRUARY 29 | HOME

UTRGV		GRAND CANYON	
88		80	
			
PTS	REB	PTS	REB
32 L. Varner II	7 L. Varner II	18 A. Lever	6 A. Lever
25 J. Levi	5 Q. Johnson II	17 I. Brown	6 L. Jenkins
18 C. Freeman	3 2 tied	15 J. Blacksher Jr.	5 2 tied
AST	STL	AST	STL
4 J. Levi	3 J. Levi	5 J. Blacksher Jr.	1 3 tied
30-58 51.7% FG		30-53 56.6%	
9-21 42.9% 3P%		9-16 56.3%	
27 (20/7) REB (D/O)		32 (25/7)	
6 TO		13	

"They came out and just blitzed us from the beginning, offensively. And we're always fighting uphill." - DAN MAJERLE

SATURDAY, MARCH 7 | HOME

CSU BAKERSFIELD		GRAND CANYON	
61		64	
			
PTS	REB	PTS	REB
15 T. Moore	8 R. Readus	33 C. Johnson	10 L. Jenkins
11 C. Allen	7 J. Edler-Davis	11 J. Blacksher Jr.	7 A. Lever
9 G. Lee	7 S. Stith	5 2 tied	5 3 tied
AST	STL	AST	STL
6 C. Perry	2 2 tied	4 J. Blacksher Jr.	1 2 tied
24-68 35.3% FG		21-54 38.9%	
4-23 17.4% 3P%		8-25 32.0%	
43 (27/16) REB (D/O)		36 (29/7)	
9 TO		11	

"We wanted to go out with a bang. Me knowing that my family drove a long way, and they didn't come here to see us lose." - CARLOS JOHNSON

OUTLOOK

REVIEW

TEAM

THIS IS GCU

HISTORY



REVIEW » CONFERENCE RECAP



AROUND THE WAC

WAC PLAYERS OF THE WEEK

Nov. 11	Xavier Johnson, Chicago State
Nov. 18	Myles Carter, Seattle U
Nov. 25	T.J. Washington, Utah Valley
Dec. 2	Milan Acquaah, California Baptist
Dec. 9	Milan Acquaah, California Baptist
Dec. 16	Trevelin Queen, New Mexico State
Dec. 23	Alessandro Lever, GCU
Dec. 30	Terrell Brown, Seattle U
Jan. 6	Jahshire Hardnett, Kansas City
Jan. 13	Jabari Rice, New Mexico State
Jan. 20	Alessandro Lever, GCU
Jan. 27	Terrell Brown, Seattle U
Feb. 3	De'jon Davis, California Baptist
Feb. 10	Carlos Johnson, GCU
Feb. 17	Lesley Varner II, UTRGV
Feb. 24	Terrell Brown, Seattle U
March 2	De'jon Davis, California Baptist
March 9	Carlos Johnson, GCU

PRESEASON COACHES POLL

First Team

Milan Acquaah	G	California Baptist
Terrell Brown	G	New Mexico State
Terrell Brown	G	Seattle U
CARLOS JOHNSON	G	Grand Canyon
ALESSANDRO LEVER	C	Grand Canyon

Second Team

Ivan Aurrecochea	F	New Mexico State
Myles Carter	G	Seattle U
A.J. Harris	G	New Mexico State
Javon Levi	G	UT Rio Grande Valley
Trevelin Queen	G	New Mexico State

PAST CHAMPIONS

Year	Regular Season	Tournament
2018-19	New Mexico State	New Mexico State
2017-18	New Mexico State	New Mexico State
2016-17	CSU Bakersfield	*New Mexico State
2015-16	New Mexico State	*CSU Bakersfield
2014-15	New Mexico State	*New Mexico State
2013-14	Utah Valley	*New Mexico State

* GCU not eligible for tournament participation

FINAL CONFERENCE STANDINGS (BY SEEDING)

SCHOOL	CONFERENCE			OVERALL						
	W-L	PCT	GB	W-L	PCT	H	A	N	STRK	NET
New Mexico State	16-0	1.000	--	25-6	.793	13-1	10-5	2-0	W 19	115
California Baptist	10-6	.625	6.0	21-10	.677	15-5	6-5	--	L 2	193
UTRGV	9-7	.563	7.0	14-16	.467	11-4	3-12	--	W 2	276
Seattle U	7-7	.500	8.0	14-15	.483	11-4	3-11	--	L 1	228
Grand Canyon	8-8	.500	8.0	13-17	.433	8-8	4-6	1-3	W 1	275
Kansas City	8-7	.533	7.5	16-14	.533	9-4	5-9	2-1	W 4	261
Utah Valley	5-10	.333	10.5	11-19	.367	6-7	5-12	--	L 2	239
CSU Bakersfield	6-10	.375	10.0	12-19	.387	9-7	3-12	--	L 2	280
Chicago State	0-14	.000	15.0	4-25	.138	3-11	1-12	0-2	L 19	353

CONFERENCE LEADERBOARDS

Scoring Offense

Team	G	W-L	Pts	Avg/G
1. California Baptist	31	21-10	2465	79.52
2. Seattle U	29	14-15	2177	75.07
3. UTRGV	30	14-16	2189	72.97
4. New Mexico St.	31	25-6	2214	71.42
5. Grand Canyon	30	13-17	2116	70.53
6. Utah Valley	30	11-19	2105	70.17
7. Kansas City	30	16-14	2094	69.80
8. CSU Bakersfield	31	12-19	2109	68.03
9. Chicago St.	29	4-25	1781	61.41

Scoring Defense

Team	G	Pts	Avg/G
1 New Mexico St.	31	1852	59.74
2 Kansas City	30	1976	65.87
3 CSU Bakersfield	31	2097	67.65
4 California Baptist	31	2170	70.00
5 Utah Valley	30	2131	71.03
6 UTRGV	30	2143	71.43
7 Seattle U	29	2110	72.76
8 Grand Canyon	30	2191	73.03
9 Chicago St.	29	2372	81.79

Scoring Margin

Team	G	Off.	Def.	Margin
1 New Mexico St.	31	71.42	59.74	+11.68
2 California Baptist	31	79.52	70.00	+9.52
3 Kansas City	30	69.80	65.87	+3.93
4 Seattle U	29	75.07	72.76	+2.31
5 UTRGV	30	72.97	71.43	+1.53
6 CSU Bakersfield	31	68.03	67.65	+0.39
7 Utah Valley	30	70.17	71.03	-0.87
8 Grand Canyon	30	70.53	73.03	-2.50
9 Chicago St.	29	61.41	81.79	-20.38

Free Throw Percentage

Team	G	FTM	FTA	Pct.
1 California Baptist	31	507	645	.786
2 Seattle U	29	506	653	.775
3 Grand Canyon	30	456	611	.746
4 Chicago St.	29	427	592	.721
5 New Mexico St.	31	383	534	.717
6 UTRGV	30	440	614	.717
7 Utah Valley	30	417	585	.713
8 Kansas City	30	338	494	.684
9 CSU Bakersfield	31	385	563	.684

Field Goal Percentage

Team	G	FGM	FGA	Pct.
1 Kansas City	30	771	1684	.458
2 New Mexico St.	31	774	1700	.455
3 Grand Canyon	30	740	1641	.451
4 California Baptist	31	826	1868	.442
5 Utah Valley	30	748	1696	.441
6 UTRGV	30	779	1789	.435
7 CSU Bakersfield	31	785	1803	.435
8 Chicago St.	29	596	1446	.412
9 Seattle U	29	731	1800	.406

Field Goal Percentage Defense

Team	G	FGM	FGA	Pct.
1 California Baptist	31	794	1900	.418
2 New Mexico St.	31	658	1554	.423
3 Seattle U	29	713	1682	.424
4 Utah Valley	30	757	1785	.424
5 CSU Bakersfield	31	666	1564	.426
6 Kansas City	30	649	1516	.428
7 Grand Canyon	30	779	1765	.441
8 UTRGV	30	728	1582	.460
9 Chicago St.	29	805	1674	.481

3-Point FG Percentage

Team	G	3FG	FGA	Pct.
1 California Baptist	31	306	806	.380
2 Kansas City	30	214	596	.359
3 New Mexico St.	31	283	798	.355
4 UTRGV	30	191	557	.343
5 Grand Canyon	30	180	541	.333
6 Chicago St.	29	162	507	.320
7 CSU Bakersfield	31	154	491	.314
8 Seattle U	29	209	679	.308
9 Utah Valley	30	192	635	.302

3-Point FG Percentage Defense

Team	G	3FG	FGA	Pct.
1 Kansas City	30	152	511	.297
2 California Baptist	31	189	625	.302
3 Seattle U	29	189	597	.317
4 Utah Valley	30	172	533	.323
5 New Mexico St.	31	189	585	.323
6 Grand Canyon	30	254	714	.356
7 CSU Bakersfield	31	231	640	.361
8 UTRGV	30	210	558	.376
9 Chicago St.	29	264	665	.397

OUTLOOK

REVIEW

TEAM

THIS IS GCU

HISTORY



MEET

THE

LOPES

GCU

THE LOPES » ROSTER



NUMERICAL ROSTER

#	NAME	POS	HT	WT	YR	HOMETOWN	HIGH SCHOOL / PREVIOUS
0	Sean Miller-Moore	G	6-4	200	Sr.	Toronto, Canada	Thornlea Secondary / Oregon State
1	Dima Zdor	F/C	6-10	215	Jr.	Yalta, Ukraine	Saint James / Weber State DEE-ma zee-DOR
2	Chance McMillian	G	6-2	170	Fr.	Vallejo, Calif.	Jesse Bethel / Golden State Prep mc-MILL-an
3	Mikey Dixon	G	6-2	165	R-Sr.	New Castle, Del.	Sanford / St. John's
4	Oscar Frayer	F	6-6	195	R-Sr.	Oakland, Calif.	Moreau Catholic FRAY-er
10	Jovan Blacksher Jr.	G	5-11	155	So.	Oakland, Calif.	Shadow Mountain BLACK-sure
11	Rashad Smith	G	6-5	190	Jr.	Chandler, Ariz.	Hamilton / Pima CC
15	Raef Gerdes	F	6-7	180	Jr.	Lee's Summit, Mo.	Summit Christian GERR-diss
21	Liam Lloyd	G	6-5	190	Fr.	Spokane, Wash.	Gonzaga Prep
22	Jayden Stone	G	6-4	180	Fr.	Perth, Australia	Sunrise Christian
24	Bryce Okpoh	F	6-6	190	So.	The Colony, Texas	The Colony OAK-poh
25	Alessandro Lever	F/C	6-10	235	Sr.	Bolzano, Italy	Grissin Bon Reggio Emilia LAY-ver
30	Gabe McGlothan	F	6-7	220	R-So.	Gilbert, Ariz.	Basha / Southeast Missouri State mc-GLAW-thin
31	Ethan Spry	F	6-7	200	So.	Phoenix, Ariz.	Scottsdale Christian
33	Asbjørn Midtgaard	C	7-0	270	Sr.	Helsingør, Denmark	Espergærde Gymnasium / Wichita State AZ-beyorn

Head Coach

Bryce Drew | Valparaiso (1998) | 164-108 | 1st season at GCU, 9th season as head coach

Assistant Coach

Jamall Walker | St. Louis (2000) | 1st season at GCU

Assistant Coach

Ed Schilling | Miami Ohio (1988) | 1st season at GCU

Assistant Coach

Casey Shaw | Tulsa (1997) | 1st season at GCU

Director of Player Development

Ryne Lightfoot | Bethel (Ind.) | 1st season

Director of Recruiting

Achoki Moikobu | Fort Hays State | 1st season

Director of Video Operations

Peyton Prudhomme | Texas Wesleyan | 1st season

Graduate Manager


Gabe Hilt | Indiana | 1st season

Athletic Trainer

Geordie Hackett | Springfield | 16th season

Strength & Conditioning Coach

Jordan Jackson | CSUN | 1st season



0

SEAN MILLER-MOORE

G • 6-4 • 200 • Sr.
Toronto, Canada



1

DIMA ZDOR

F/C • 6-10 • 215 • Jr.
Yalta, Ukraine



2

CHANCE McMILLIAN

G • 6-2 • 170 • Fr.
Vallejo, Calif.



3

MIKEY DIXON

G • 6-2 • 165 • R-Sr.
New Castle, Del.



4

OSCAR FRAYER

F • 6-6 • 195 • R-Sr.
Oakland, Calif.



10

JOVAN BLACKSHER JR.

G • 5-11 • 155 • So.
Oakland, Calif.



11

RASHAD SMITH

G • 6-5 • 190 • Jr.
Chandler, Ariz.



15

RAEF GERDES

F • 6-7 • 180 • Jr.
Lee's Summit, Mo.



21

LIAM LLOYD

G • 6-5 • 190 • Fr.
Spokane, Wash.



22

JAYDEN STONE

G • 6-4 • 180 • Fr.
Perth, Australia



24

BRYCE OKPOH

F • 6-6 • 190 • So.
The Colony, Texas



25

ALESSANDRO LEVER

C • 6-10 • 235 • Sr.
Bolzano, Italy



30

GABE MCGLOTHLAN

F • 6-7 • 200 • R-So.
Gilbert, Ariz.



31

ETHAN SPRY

F • 6-7 • 200 • So.
Phoenix, Ariz.



33

ASBJØRN MIDTGAARD

C • 7-0 • 270 • Sr.
Helsingør, Denmark



BRYCE DREW

Head Coach
1st season



JAMALL WALKER

Assistant Coach
1st season



ED SCHILLING

Assistant Coach
1st season



CASEY SHAW

Assistant Coach
1st season




RYNE LIGHTFOOT

Director of Player
Development
1st season



ACHOKI MOIKOBI

Director of Recruiting
1st season



PEYTON PRUDHOMME

Video Coordinator
1st season



GEORDIE HACKETT

Athletic Trainer
Director of Sports Medicine



JORDAN JACKSON

Strength Coach
Associate Director of
Sports Performance

THE LOPES » HEAD COACH BRYCE DREW



COLLEGE COACHING RECORD

Year	School	Record
2011-12	Valparaiso	22-12
2012-13	Valparaiso	26-8
2013-14	Valparaiso	18-16
2014-15	Valparaiso	28-6
2015-16	Valparaiso	30-7
2016-17	Vanderbilt	19-16
2017-18	Vanderbilt	12-20
2018-19	Vanderbilt	9-23
2020-21	Grand Canyon	--
		164-108 (.603)

BY THE NUMBERS

3 NCAA TOURNAMENTS

164 HEAD COACHING VICTORIES

.603 WIN PERCENTAGE

6 CONFERENCE CHAMPIONSHIPS

6 NBA SEASONS

243 CAREER NBA GAMES
1,081 POINTS

On March 17, 2020, Bryce Drew was named the 14th head coach of the GCU men's basketball program.

Drew has had successful head coaching stops at his alma mater, Valparaiso, and at Vanderbilt, where he qualified for his third NCAA tournament visit as a head coach in 2017. Drew enters GCU with a career coaching record of 164-108 (.603), including a program-record season of 30 wins in his final year at Valparaiso.

Drew averaged 25 wins per season at Valparaiso and won the Horizon League regular-season championship four times during his five-year tenure (2011-16). He led the Crusaders to their first NCAA tournament berth in nine years with 2013 and 2015 visits.

Drew moved to Vanderbilt to take on the SEC challenge in 2016 and coached his first Commodores team to five wins against top-25 teams and an NCAA tournament berth. He came to the Phoenix area to land his first Vanderbilt recruit, Saben Lee, who starred in the 2019-20 season with 18.6 points and 4.2 assists per game.

In 2017, Drew assembled the greatest recruiting class in Vanderbilt history when he signed two five-star prospects. One of those players, Darius Garland, played only five games that season but was still drafted fifth overall by the Cleveland Cavaliers in the 2019 NBA Draft.

In 2019-20, Drew worked as an ESPN studio and game analyst, visited college and pro coaches and spent time with his wife, Tara, and 5-year-old son, Bryson. Drew's Christian faith has been embedded in his life, as a Fellowship of Christian Athletes member, Athletes in Action player and a coach at faith-based universities.

Drew played six NBA seasons after being drafted 16th overall by the Houston Rockets in 1998, where he started 41 games in 2000-01. In 1999, the NBA awarded him with the Henry P. Iba Citizen Athlete Award for sportsmanship.

The 6-foot-3 point guard, who also played for the Chicago Bulls and New Orleans Hornets, was known for his perimeter shot (37% 3-point shooting) but he is most famous for "The Shot" he made in the 1998 NCAA tournament to lead the No. 13 seeded Valparaiso Crusaders over No. 4 seeded Ole Miss.

Valparaiso kept the Cinderella slipper for another round, beating Florida State in overtime to become the program's first Sweet 16 team. Drew finished with two Mid-Continent Conference Player of the Year awards and a school-record 2,142 points. He averaged 17.7 points and 5.2 assists for his career, which ended with All-America third-team honors. His No. 24 was retired at the northwest Indiana campus.

Drew comes from a basketball family and played for his dad Homer at Valparaiso. His brother Scott began his coaching career at Valparaiso in 2002 and has since turned the Baylor basketball program around with a 351-220 record in 17 seasons, including this year's 26-4 season that earned him Big 12 Coach of the Year honors and landed Baylor at No. 5 in the nation. Drew's sister Dana was a Mid-American Conference Player of the Year at Toledo.

Happy to see @BryceDrewCoach get the @GCU_MBB job!

DICK VITALE, ESPN ANALYST

This might turn into the best hire of the off-season. Bryce Drew is an excellent coach, evaluator and recruiter. Hard to find a nicer person.

PAUL BIANCARDI, ESPN ANALYST

Bryce Drew is your head coach at Grand Canyon. Happy to see him get another shot, and with their resources and facilities, GCU is a mid-major sleeping giant. Guy could do BIG things at that school.

AARON TORRES, FOX SPORTS

I have known the Drew family for decades. I can't think of a better coach and person to lead our basketball program going forward.

JERRY COLANGELO, GCU ADVISER

CAREER HIGHLIGHTS

- 1998 NBA DRAFT
16TH OVERALL PICK
- 243 GAMES / 46 STARTS
- 37.1% 3-POINT SHOOTER
- 6.3 POINTS PER GAME WITH
CHICAGO BULLS IN 2000-01
- FEB. 5, 1999 NBA DEBUT
- 83.0% CAREER FT SHOOTER

DREW'S NBA CAREER

1998 2000		HOUSTON ROCKETS
2000 2001		CHICAGO BULLS
2001 2004		CHARLOTTE / NEW ORLEANS HORNETS

DREW'S
PRO
CAREER

DREW'S NBA STATS

Year	Team	G	GS	MP	FG	FGA	FG%	3P	3PA	3P%	FT	FTA	FT%	ORB	DRB	REB	AST	STL	BLK	TOV	PF	PTS
1998-99	Houston Rockets	34	0	441	47	129	.364	16	49	.327	8	8	1.000	3	29	32	52	12	4	31	61	118
1999-00	Houston Rockets	72	5	1,293	158	413	.383	59	163	.362	45	53	.849	23	80	103	162	41	1	66	79	420
2000-01	Chicago Bulls	48	41	1,305	124	327	.379	40	105	.381	14	19	.737	12	57	69	185	32	3	68	99	302
2001-02	Charlotte Hornets	61	0	774	78	182	.429	31	73	.425	23	29	.793	14	58	72	101	32	2	33	49	210
2002-03	New Orleans Hornets	13	0	79	8	27	.296	3	7	.429	0	0	--	4	9	13	11	2	0	3	2	19
2003-04	New Orleans Hornets	15	0	78	4	18	.222	1	7	.143	3	3	1.000	0	6	6	13	4	0	8	1	12
Career		243	46	3,970	419	1,096	.382	150	404	.371	93	112	.830	56	239	295	524	123	10	209	291	1,081

DREW'S COLLEGE STATS

Year	Team	G	MP	FG	FGA	FG%	3P	3PA	3P%	FT	FTA	FT%	REB	AST	STL	BLK	TOV	PF	PTS
1994-95	Valparaiso	27	943	117	267	.438	78	170	.459	49	65	.754	64	162	37	3	71	59	361
1995-96	Valparaiso	32	1,136	178	401	.444	92	231	.398	103	119	.866	92	164	46	1	88	74	551
1996-97	Valparaiso	31	1,078	193	419	.461	100	219	.457	131	149	.879	94	145	50	4	77	71	617
1997-98	Valparaiso	31	--	208	462	.450	94	217	.433	103	130	.792	130	155	53	2	--	--	613
Career		121		696	1,549	.449	364	837	.435	386	463	.834	380	626	186	10	236	204	2,142

OUTLOOK

REVIEW


TEAM

THIS IS GCU

HISTORY

The Shot

*To Drew...
for the win...*
GOOD!
HE DID IT!
Bryce Drew did it!



BY PAUL CORO / GCULOPES.COM

Bryce Drew has lived nearly as many days since “The Shot” as before it but the perpetuity of his buzzer-beating NCAA tournament game-winner never stops blowing up his phone every March.

The new Grand Canyon head coach takes helm of the Lopes in hopes of guiding them to their Big Dance, a March Madness that is synonymous with the “The Shot” that Drew made for a Valparaiso upset win in March of 1998.

For the 22nd year, Drew relishes reliving the iconic moment along with the rest of the college basketball world.

Bryce and Homer Crew “It was such a blessing to have it all unfold how it did,” Drew said. “It’s such a fond memory that if I can use it as a platform to inspire/encourage others, I’m excited about that.”

Drew was playing his senior season at Valparaiso, which was coached by his father, Hall of Fame legend Homer, and had his older brother, now-Baylor head coach Scott, as an assistant coach.

The Crusaders reached the NCAA tournament during Drew’s sophomore and junior seasons and lost in the first round each time but he was one of six seniors who envisioned more for the 1997-98 team. With Drew suffering an early-season leg injury, Valparaiso hobbled to a 9-8 record but won its next 11 games and captured the Mid-Continent (now Summit) Conference Tournament title and a NCAA bid.


Valparaiso earned a No. 13 seed and was matched up with Midwest Regional No. 4 seed, Mississippi, which was ranked 10th nationally with a 22-5 record. The Crusaders had a rough preparation week with a blizzard hitting campus and Drew sitting out practices for a hamstring injury but they liked the 11 a.m. tip time in Oklahoma City, figuring they were more accustomed to odd start times.

Drew was in hot tub at 6 a.m. on game day to loosen the hamstring, not knowing he would need one last sprint and jump in the game’s 40th minute.

“The Shot” would not have been as dramatic if Drew had made it with five seconds remaining. With Mississippi leading 69-67, Drew missed a wide-open 3 from the left wing and Valparaiso had to foul SEC Player of the Year Anyu Sesay with 4.1 seconds to go.

Drew walked toward the other free-throw line deep in thought.

“One point of view could’ve been I just missed the last shot of my career, a wide-open shot, that could’ve won



us the game, but there was a really a peace about the next play,” Drew said. “The whole thing was a blur from that point on to until I got up off the floor after we were celebrating the victory.”

Fortunately, the next few moments have been replayed thousands of times for his recollection, including one YouTube video with 348,000 views.

Sesay, a 74% free throw shooter, missed the first free throw and Valparaiso called time out to set up a play. That play went out the window when Sesay also missed the second free throw with the rebound caroming out of bounds (arguably off a Crusader) to change the amount of time and inbound point for Valpo.

Out of time outs, some Crusaders players began yelling out “Pacer,” a play borrowed from the Indiana Pacers that Valpo practiced often and used once in a game ... without the ball getting to the shooter.

Jamie Sykes was the baseline corner inbounder at 5 feet 11 but with a big arm as an outfielder who was drafted by the Arizona Diamondbacks in the 11th round in 1997. He pump-faked the defender into the air and then threw a three-quarter court pass to Bill Jenkins, a former volleyball standout with a 40-inch vertical leap.

Jenkins outleaped two Rebels, caught and delivered a touch pass in the air to Drew, who had darted toward the inbounder to get a step ahead of his defender streaking down the right sideline. Drew caught and fired a leaning 23-foot shot that he and his father, standing behind him with arms folded, thought was going to land short.

“A miracle! An absolute miracle!” CBS play-by-play announcer Ted Robinson screamed upon Drew making the shot at the buzzer for a 70-69 upset win.

Drew turned and dived onto the floor at the 3-point line, where the player dogpile ensued.

“Thank you Jesus!” Drew screamed from beneath it.

The team returned to its accommodations at an Oklahoma City Holiday Inn and marveled that its highlights were on ESPN throughout the night, not knowing “The Shot” would be replayed for basketball eternity.

“I didn’t even know I dived on the floor until I saw the video,” Drew said this week. “It’s pretty amazing. It just shows that you go from being a goat to a hero in four seconds. If they make the free throws and we lose, the lasting impression for my college career is a missed wide-open 3-pointer. Oh my goodness, for all the hours that I practiced that shot too.”

The game was the last one at Mississippi for Rob Evans, who became Arizona State’s coach. Valparaiso used the momentum of its first NCAA tournament victory to win again in the second round, defeating Florida State in overtime to become America’s Cinderella Sweet 16 team. The joyride ended with Drew scoring 18 in a 74-68 loss to Rhode Island.

Heart issue grew Drew faith

Teenage operations
put God at center for
new GCU head coach



BY PAUL CORO / GCULOPES.COM

Bryce Drew did not choose to attend church when he was a boy. That was just what the family did.

His parents, Homer and Janet, led the family's faith and their three children happily followed.

But Drew chose his walk upon being diagnosed with tachycardia, a type of arrhythmia with accelerated heartbeat, in eighth grade.

That spring, college basketball star Hank Gathers, also was afflicted with tachycardia, collapsed and died during a Loyola Marymount game. The Drews were fearful of heart procedures that were new at the time and elected for Drew to take medication.

The medicine left Drew constantly fatigued, even as the rapid pulse rate and shortness of breath continued into his high school freshman year in Valparaiso, Indiana, where his father was a College Basketball Hall of Fame coach.

"All I wanted to do was play college basketball," the new Grand Canyon men's basketball head coach said.

With Drew's heartbeat topping out at 250 beats per minute, the Valparaiso High freshman underwent the first of three surgeries over a span of eight months.

"The biggest impact was when I was laying on the operating table having a heart surgery," Drew said. "The doctor said I could come out and have a pacemaker and not be able to play sports competitively again. I also could not have even come out because it was such a new procedure."

On the operating table, his mother gave him a Bible verse, Psalm 46:10, which reads, "Be still and know that I am God."

"I remember saying that verse to myself and thinking, 'I really don't have any control of this. I don't know what's going to happen with my life,' " Drew said.

"Pretty much at that point is when I gave my life to Christ. I believe in this and this is my faith. That was the starting point. It's a journey with ups and downs. That's the great thing about God. He's a redeeming God and can give you grace."

Drew returned several months later for another surgery. With multiple arrhythmias, the strongest one only shows. After a Tuesday surgery, he was playing 3-on-3 backyard basketball when another arrhythmia surfaced in his atrium, but at a less threatening pace of 150 beats per minute.

Since that third and final surgery, he has needed to visit his heart surgeon once.

Drew went on to a legendary playing career for his father's team at Valparaiso, became a two-time Mid-Continent Conference Player of the Year, made the All-America third team and played six NBA seasons after being a first-round draft pick.

"When I'd go to play in the gym or go to work out, there was a thankfulness to be able to do those things," Drew said. "Before, you go play and you think everybody gets to do it. There was a lot more gratitude in my life and thankfulness to be able to do the things that I could do after that."

Drew became involved in Fellowship of Christian Athletes and an abstinence club during his collegiate playing career and later played for Athletes in Action, an international ministry through games.

He looked up to former NBA All-Star Mark Price for his openness with faith and followed suit, putting God at the center of the teams he coached at faith-based universities Valparaiso and Vanderbilt. His teams prayed before practices and held chapel before games, often offering his favorite Bible verse, Colossians 3:23, to help his players endure the highs and low of a season.

"Do your work for God, not for me."





Drew recruits on honesty

GCU coach's recruiting
succeeded at
Valpo, Vandy

BY PAUL CORO / GCULOPES.COM

Bryce Drew recruited championship teams to Valparaiso, a private university of 4,500 students in a small Indiana town.

He recruited nationally ranked classes to Vanderbilt, a private university in downtown Nashville with extremely high academic standards.

As he begins recruiting work at the helm of Grand Canyon basketball, Drew embraces the process of showing prospects his high-amenity, mid-major program in Phoenix.

"It's building relationships," Drew said of recruiting. "The players are attracted to the university and what it stands for, but also the coaches' personality and if they feel they can thrive in that environment. One of the biggest things we talk about as a staff is honesty. We don't want anyone come to our school and have them feel like their expectations weren't fulfilled. We try to be extremely honest."

Drew's methodology worked as a Valparaiso associate head coach for his father, Homer, an acclaimed recruiter who brought the Crusaders to notoriety. When Drew became head coach at Valpo, his recruiting work produced four regular-season Horizon League champions in five years. That talent evaluation included targeting Alec Peters, who was not rated as a Washington (Ill.) High School player but became a NBA second-round pick and 2017-18 player for the Phoenix Suns.

Upon moving to a Power 5 head coaching job at Vanderbilt, Drew immediately landed a top-50 class nationally even though he began the recruiting process on players after their junior years. His first commitment came within two months in the Phoenix area, where Tempe Corona del Sol's Saben Lee chose Vanderbilt and was this season's top Vanderbilt scorer.

A year later, Drew landed the highest-rated recruiting class in Commodores history with five-star recruits Darius Garland and Simi Shittu. Garland, an Indiana native who attended Drew basketball camps as a boy, had his college career cut to five games by a knee injury but still was drafted fifth overall by the Cleveland Cavaliers last year.



The third player in Drew's 2018 recruiting class, guard Aaron Nesmith, is projected to be a first-round pick in this year's NBA Draft.

"This might turn into the best hire of the offseason," ESP National Recruiting Director Paul Bancardi tweeted upon Drew's hiring at GCU. "Bryce Drew is an excellent coach, evaluator & recruiter. hard to find a nicer person."



Drew's recruiting process changes with rules and culture. Staying relevant with teenagers meant adapting from mail to texting to FaceTime.

"With parents, it's more of a life talk," Drew said. "Basketball is just part of this piece. We want them to have their character grow. We want them to leave here and be Godly men and be great husbands who are equipped for the world while having a great basketball experience. It's not just about the basketball experience but the things that will help them the rest of their lives. We really dig deep to try to impact their lives and help them grow."

Establishing a family atmosphere has proven attractive to international players, whose parents want that for children who are overseas for months. His older brother, Scott, now leads a top program at Baylor but was at the forefront of European recruiting as a Valparaiso assistant in the 1990s. Bryce established overseas ties while playing professionally in Spain after a six-year NBA career.

Recruiting relationships continue on campus, where Drew's recruiting promise for off-court development is followed up by bringing in speakers, holding team chapels, team-building activities and community work.

"If we can get the recruits on campus, that will be a big selling point," Drew said. "If they can see the facilities, meet the people on campus and see the vision, that would be a big draw. Every kid growing up envisions playing in front of people who are screaming and yelling and cheering for them, to be able to have a college experience with 7,000 people screaming on your behalf is something you'll take with you for the rest of your life. The Havocs are a big part of drawing recruits to campus."

THE LOPES » COACHING STAFF



JAMALL WALKER

ASSISTANT COACH

1ST SEASON

ST. LOUIS (2000)

OUTLOOK

REVIEW

TEAM

THIS IS GCU

HISTORY

Jamall Walker joined the GCU men's basketball program as an assistant coach in April 2020.

Walker was most recently a member of the staff at Illinois, where he spent the last eight seasons under head coaches John Groce and Brad Underwood. During the transition from Groce to Underwood, Walker served as the Illini interim head coach for the 2017 National Invitational Tournament, picking up a pair of wins on the home floor over Valparaiso and Boise State to advance Illinois to the quarterfinals.

Called a "future college head coach" by Underwood, Walker most recently served as an assistant to the head coach and defensive coordinator. Illinois went 21-10 in 2019-20 and was a projected NCAA tournament team.

"I am so excited to be joining Bryce Drew's staff and the GCU community," Walker said. "Coach Drew is committed to not only developing great basketball players but also helping them to strengthen in their faith and grow into young leaders. These are core values that I strongly believe in. I look forward to building a program with him and the rest of the staff."

Illinois recorded 15 top-25 wins during Walker's tenure in Champaign including top-10 victories over No. 10 Gonzaga, No. 8 Ohio State, No. 1 Indiana (2012-13), No. 9 Michigan State (2018-19), No. 5 Michigan and No. 9 Penn State (2019-20).

Walker joined the Illinois staff and helped lead the program to a pair of 20-win seasons in the first two years. Walker and the Illini staff built a top-25 defense in 2013-14, limiting opponents to 62.2 points per game. In 2014-15, the Illini were the nation's best free-throw shooting team at 79.4%. Illinois ranked fifth nationally in turnovers forced in 2017-18. In his final year in Champaign in 2019-20, Walker and the Illini were one of the nation's top rebounding teams, ranking 11th with a +7.5 rebounding margin.

Prior to his stint in Champaign, Walker was an assistant coach at Ball State for two seasons and Ohio for three seasons. He also has an Arizona connection after spending a year as the director of basketball operations for Sean Miller at Arizona.

Walker spent the 2008-09 season at Ohio before leaving to join the staff at Arizona for a year before returning to Ohio for two years. In his final year with the Bobcats, Walker helped lead the team to a program-best 29-8 record and a trip to the Sweet 16 after NCAA Tournament wins over Michigan and South Florida. Ohio's season came to a close with an eight-point defeat at the hands of North Carolina. The Bobcats had a suffocating defense that ranked third in steals and fifth in turnover margin.

Walker's first four years on a D-I bench came at three different places in Ball State, St. Louis and Murray State.

Walker was a four-year guard at St. Louis, leading the Billikens to an NCAA tournament appearance in 1998. He racked up 350 career assists, a top-10 mark in St. Louis history.

"Jamall brings many years of Big Ten experience with him to GCU," Drew said. "Through his years as a player and coach, he has developed a great feel for the defensive end of the court. Recruiting has always been one of his strengths as he has signed many high-level players in the last few years."

ROAD TO GCU

1995 1999		ST. LOUIS Student-Athlete
2000 2001		ALTON (IL) HS Assistant Coach
2001 2002		SCHLAGLE (KS) HS Assistant Coach
2002 2004		REDLANDS (OK) CC Asst. Coach / Recruiting Coord.
2004 2006		BALL STATE Asst. Coach / Recruiting Coord.
2006 2007		ST. LOUIS Assistant Coach
2007 2008		MURRAY STATE Assistant Coach
2008 2009		OHIO Assistant Coach
2009 2010		ARIZONA Dir. of Basketball Operations
2010 2012		OHIO Assistant Coach
2012 2020		ILLINOIS Assistant Coach





ED SCHILLING

ASSISTANT COACH
1ST SEASON
MIAMI (OHIO) (1988)



Ed Schilling joined the Grand Canyon men's basketball program as an assistant coach in April 2020.

Schilling comes to GCU by way of — most recently — UCLA and Indiana. He was on the Hoosiers' staff for the first two seasons of the Archie Miller era, helping lead Indiana to an appearance in the NIT quarterfinals in the second year. He was a key part of the Hoosiers' recruiting efforts which resulted in a 2018 class that was ranked in the national top 10 with future NBA draft pick Romeo Langford.

Schilling worked alongside Steve Alford for the first four years of Alford's tenure at UCLA, a stretch when the Bruins went 96-45 (.681) and made three Sweet

Sixteen appearances. During his time in Westwood, the Bruins sent nine players to the NBA, including Zach LaVine, Lonzo Ball, Kyle Anderson, Norman Powell and Kevon Looney.

"To join Coach Drew at GCU is a tremendous opportunity," Schilling said. "His experience in playing and coaching in the NCAA tournament is fantastic. But even more exciting to me is the character that he possesses. His ability to relate to his players and sincerely care about them is second to none."

A Lebanon, Indiana, native, Schilling has spent 15 seasons on a Division I bench with a six-year stint as Wright State head coach. He teamed with John Calipari for four seasons at three stops: UMass, the New Jersey Nets and Memphis. His first collegiate coaching season resulted in UMass posting a 35-2 record and making a Final Four appearance. Schilling went from a high school coach to a UMass assistant to the bench of an NBA team in a span of 310 days, becoming the youngest assistant in the NBA at the time.

After four years as the starting point guard at Miami (Ohio), Schilling still holds single-game (17) and career (629) assist records for the RedHawks. His teams made NCAA tournament appearances twice, narrowly missing overtime upsets over Maryland (one-point loss) and Iowa State (two-point loss).

"Ed has a very decorated history in basketball, from working alongside John Calipari to helping UCLA make three Sweet Sixteens," Drew said. "Player development is where Ed really excels in having trained 60 NBA players. His expertise in development will be a huge asset for our players."

ROAD TO GCU

1985 1988		MIAMI (OH) Student-Athlete
1998 1991		WESTERN BOONE (IN) HS Assistant Coach
1991 1995		LOGANSPORT (IN) HS Assistant Coach
1995 1996		UMASS Assistant Coach
1996 1997		NEW JERSEY NETS Assistant Coach
1997 2003		WRIGHT STATE Head Coach
2003 2005		MEMPHIS Assistant Coach
2007 2013		ADIDAS NATIONS Head Coach
2009 2013		PARK TUDOR (IN) HS Head Coach
2009 2013		ST. VINCENT SPORT PERFORMANCE
2013 2017		UCLA Assistant Coach
2017 2019		INDIANA Assistant Coach



OUTLOOK

REVIEW

TEAM

THIS IS GCU

HISTORY

THE LOPES » COACHING STAFF



CASEY SHAW

ASSISTANT COACH

1ST SEASON

TOLEDO (1997)



Casey Shaw joined the Grand Canyon men's basketball program as an assistant coach in April 2020.

Shaw coached alongside Drew for three years at Vanderbilt after a successful extended playing career. With a 6-foot-10 frame, Shaw helped develop Vandy's post players.

"I could not be more excited to be joining Coach Drew and the Lopes men's basketball program," Shaw said. "GCU offers an incredibly attractive opportunity for prospective student-athletes. From the degree variety to the student support and atmosphere—GCU is a basketball sleeping giant. And on top of that, I love the faith-based mission of the school, and I am thrilled to be able to jump on board with what the Lord is doing

in and through GCU."

Shaw was a four-year standout at Toledo. He capped his career with an Academic All-America honor as a senior while ranking among the top five in program history in career blocked shots (107) and rebounds (871) and top 10 in scoring (1,562).

Shaw's name was called in the 1998 NBA Draft as a second-round selection of the Philadelphia 76ers. He spent his rookie season with the 76ers in 1998-99 before transitioning to a long-term pro career internationally. In sum, he played 13 seasons professionally spanning from the NBA to Italy to Spain.

"Coming from the SEC, Casey has recruited at a very high level, as he signed Vanderbilt's first ever

McDonald's All-American and assisted on signing four other top-70 ranked players," Drew said. "Being a former professional player, Casey has a unique ability to relate to student-athletes while also specializing in the development of big men."



ROAD TO GCU

1994 1998		TULANE Student-Athlete
1998 1999		PHILADELPHIA 76ERS Professional Athlete
1999 2011		ITALY / SPAIN Professional Athlete
2003 2010		ATHLETES IN ACTION Director / Coach
2016 2019		VANDERBILT Assistant Coach
2019 2020		DAVIDSON ACADEMY Head Coach



OUTLOOK

REVIEW

TEAM

THIS IS GCU

HISTORY

» SUPPORT STAFF



RYNE LIGHTFOOT

DIRECTOR OF PLAYER DEVELOPMENT

1ST SEASON

BETHEL (IND.)


Ryne Lightfoot joined the GCU men's basketball program as its director of player development prior to the 2020-21 season.

Lightfoot spent eight seasons at his alma mater, Bethel College in Mishawaka, Indiana. After serving as an assistant coach under his father for six seasons, Lightfoot was elevated to head coach at the NAIA school for the 2017-18 and 2018-19 seasons, leading the Pilots to a mark of 43-21. In sum, Bethel went 171-65, claimed three league titles and made two trips to the quarterfinals of the NAIA national tournament during his tenure.

A standout guard for the Pilots, Lightfoot is in the program's record books with 2,075 points (10th all-time) and 702 assists (fifth all-time). He was a five-time All-American at Bethel and was the 2010 NCCAA Pete Maravich Award winner, presented to the men's basketball student-athlete recognized for excellence in competition, skill, academics, and Christian service during his career. He is one of two players in program

history with with at least 2,000 career points, 700 assists and 500 rebounds.

"I'm excited to be a part of the GCU men's basketball program," Lightfoot said. "To help serve and support both our student-athletes and coaching staff to maximize their gifts is a true honor. I'm blessed to be around such men of faith and a high-character coach like Bryce Drew. He is a tremendous leader and high-relationship coach that invests in his players and staff beyond just basketball. We are excited about the future of GCU both institutionally and athletically and how men's basketball can play a role in continuing to create a vibrant future together."



ACHOKI MOIKOBU

DIRECTOR OF RECRUITING

1ST SEASON

FORT HAYS STATE

Achoki Moikobu joined the GCU men's basketball program as the director of recruiting prior to the 2020-21 season.

Moikobu is a native of Seattle, Washington, and spent the last six years as the postgraduate head coach at Sunrise Christian Academy, a basketball power in Bel Aire, Kansas. During his time with the program, he coached 28 Division I players including current GCU player Jayden Stone. Sunrise sent players to Baylor, Michigan State, Missouri, Ole Miss, South Carolina, Florida State, Miami, Nebraska, Boston College, Purdue and more.

Moikobu played at Fort Hays State in Hays, Kansas, where he was a 40.7% 3-point shooter with 91 makes in two seasons.

"I am very grateful and excited to be given the opportunity to join the Grand Canyon University men's basketball staff," Moikobu said. "I look forward to playing my role in helping the program go from good to great while we continue to align with the overall mission of GCU."



OUTLOOK

REVIEW

TEAM

THIS IS GCU

HISTORY

THE LOPES » SUPPORT STAFF



PEYTON PRUDHOMME

DIRECTOR OF VIDEO OPERATIONS

1ST SEASON

TEXAS WESLEYAN (2018)

Peyton Prudhomme joined the GCU men's basketball program as the director of video operations prior to the 2020-21 season.

In his role, Prudhomme oversees film exchange, breaking down game and practice film, and creating player development edits and highlight packages for coaches, players and recruits.

Prudhomme spent two seasons as a graduate assistant on the Baylor men's basketball staff, working under Bears head coach Scott Drew, the older brother of Bryce Drew. Prudhomme's day-to-day responsibilities included cutting film, leading player development workouts, helping direct team camps, scouting opponents and compiling player highlights. In the 2019-20 season, the Bears' held the nation's longest No. 1 ranking at five weeks. Baylor was 26-4 and primed for a postseason run before cancellation.

Prudhomme's playing career started with two years at Northwestern State (Natchitoches, Louisiana) before transferring to wrap at Texas Wesleyan (Forth Worth, Texas) for two years. He was a part of a Texas Wesleyan team that won the 2017 NAIA Division I National Championship.

He is the grandson of former LSU basketball head coach Dale Brown who resides in the College Basketball Hall of Fame after coaching the Tigers for 25 seasons and going to two Final Fours.

Prudhomme graduated with a bachelor's degree in mass communications from Texas Wesleyan in 2018 and a master's degree in sport pedagogy from Baylor in 2020.



JORDAN JACKSON

STRENGTH & CONDITIONING COACH

1ST SEASON

CAL STATE NORTHRIDGE

Jordan Jackson joined GCU's sports performance department in May 2020 as an associate director of sports performance. He oversees the strength and conditioning for the men's basketball program.

Jackson spent the last three seasons at Cal, working with the men's basketball program while in Berkeley.

Prior to his time at Cal, Jackson worked with both the men's and women's basketball programs at UCLA for the 2015-16 and 2016-17 seasons. While with the Bruins, he designed student-athlete workouts, conditioning and recovery programs, and individualized nutrition plans. Jackson was teamed up with current Lopes assistant Ed Schilling while the two were at UCLA.

He began his career in collegiate athletics at his alma mater Cal State Northridge, working with men's and women's basketball.

Jackson spent five years as an assistant command fitness leader with the United States Navy, working in both Nevada and Bahrain. He conducted daily physical

training sessions for all command personnel and CPR trained more than 60 military members.

Jackson graduated from CSUN with a bachelor's degree in kinesiology and exercise science.

"I'm excited to be here," Jackson said. "The opportunity to win and help GCU go to its first NCAA tournament is amazing. We are all hyped to get after it and build the program under Coach Drew."





GEORDIE HACKETT

ATHLETIC TRAINER

16TH SEASON

SPRINGFIELD COLLEGE

Geordie Hackett was named Grand Canyon's Director of Sports Medicine in September 2015 after previously serving as Head Athletic Trainer since 2005. He oversees the medical coverage for men's basketball.

He started GCU's first organized strength and conditioning program in 2007 and designed year-round programs for many of its athletic teams. Hackett implemented the platform Fusionetics into his injury prevention philosophy in 2014. He recently received his Contemporary Cupping Methods certification through the International Cupping Therapy Association.


Hackett, who holds advanced MS, ATC, CSCS degrees, started his education at Springfield College in Springfield, Mass., where he majored in athletic training and minored in psychology while playing three years on the Pride soccer team. After earning

his athletic training certification, he became the head athletic trainer at The Masters School in Dobbs Ferry, N.Y. He subsequently accepted the same position at The Kings School in Stamford, Conn.

Hackett came to Arizona for his master's degree in Sports Healthcare at Arizona School of Health Sciences in Mesa. While there, he performed clinical rotations at the Chicago Cubs' minor league facility, Scottsdale Community College, Arizona Rattlers and STI Physical Therapy & Rehabilitation, and volunteered at Arizona State's spring football practice. After graduate school, he was hired as an athletic trainer by STI, where he worked with the Phoenix Caliente women's professional football team and the Phoenix Talons men's amateur football team.

While he no longer plays soccer, Hackett remains competitive by racing mountain bikes. He finished

20th in the nation in 2014 in Cat1 Men's Expert for his age class. He and his wife, Laura, have two daughters: Morgen and Mackenzie.



GABE HILT

GRADUATE ASSISTANT

1ST SEASON

INDIANA (2020)

Gabe Hilt is in his first season as a member of the GCU men's basketball program, joining the staff as a graduate manager in July 2020.

Hilt's career in basketball has taken him around the globe: from New Mexico to Maine to Florida to France.

Hilt played three years of college basketball — beginning at New Mexico Military Institute (Roswell, New Mexico) for two years before moving to St. Francis College (Brooklyn, New York) for one season. He finished off a Bachelor's in business management at St. Francis.

He returned to NMMI as an assistant coach in 2016-17. He continued his academic career at Indiana — spending two seasons as a student manager for the men's basketball program while completing a degree in psychology. He worked alongside current Lopes assistant Ed Schilling.


Hilt has extensive experience in training basketball players after three years as a coach at Camp Laurel

(Mount Vernon, Maine), a summer as an assistant NBA skills trainer (Miami, Florida), and a year as the director of analytics and scouting for the Antibes Sharks, a pro team in France's second division.

While working with the men's basketball program, Hilt is pursuing a Master's degree in psychology.







#0 SEAN MILLER-MOORE

GUARD SR. 6-4 200 TORONTO, CANADA

@RugzyMontvna @rugzymm

GRAND CANYON

2020-21 | Senior

- Set to make GCU debut.

OREGON STATE

Corvallis, Ore.

2019-20 | Junior

- Played in 29 of 31 games and made one start against UCLA on Jan. 23.
- Scored in double figures on two occasions, vs. UTSA (Dec. 18) and at Washington State (Jan. 18) when he was a perfect 5 of 5 from the field.
- Shot 67.9% from the field which was 17th-best nationally (and sixth-best among Power Five schools) among players who attempted at least 50 shots.

MOBERLY AREA CC

Moberly, Mo.

2018-19 | Sophomore

- Helped lead the Greyhounds to a 28-7 mark, a Region 16 championship and a trip to the NJCAA Tournament.
- Ranked second on the team at 18.5 points per game, only behind Alonzo Verge, now of Arizona State.
- Led the team with 7.9 rebounds per game.
- Shot 59.6% from the field, tops on the team among players averaging over four points.
- Had 18 20-point performances highlighted by a career-best 30-point outburst on 12-of-15 shooting vs. Mineral Area on Feb. 28.
- Tied career best with 15 rebounds vs. Missouri State-West Plains on March 2.

2017-18 | Freshman

- Member of a team that went 26-5 on the season.
- Ranked fifth on the team in scoring at 10.1 points per game.
- Shot 57.6% from the field.
- Had a season-high 26 points to go along with a season-high 15 rebounds at State Fair on Jan. 17.

HIGH SCHOOL

Thornlea Secondary School | Toronto, Canada

- As a senior in 2016-17, averaged 23.5 points, 8.6 rebounds and 5.9 assists.
- Also played in the Peel All-Star Game and AAU with Canada Elite.

PERSONAL

- Son of Shawn Moore and Livvette Miller-Moore.
- Hobbies off the court include drawing, video games and watching movies.

CAREER HIGHS PREVIOUS SCHOOL

POINTS	REB.	ASSISTS	3-PT M
30	15	7	3
vs. Mineral Area Feb. 28, 2019	2 times, last: vs. Mo. St.-W. Plains Feb. 23, 2019	5 times, last: vs. Mo. St.-W. Plains March 2, 2019	5 times, last: vs. Mineral Area Feb. 28, 2019
FT M	STEALS	BLOCKS	MINUTES
6	4	4	40
3 times, last: vs. Mo. St.-W. Plains March 2, 2019	2 times, last: vs. Mo. St.-W. Plains Jan. 30, 2019	2 times, last: vs. Mo. St.-W. Plains Feb. 23, 2019	vs. NE Okla. A&M March 19, 2019

HOMETOWN



- The capital city of Ontario with an estimated population of 2,731,571 people.
- Toronto is represented in the United State's five major sport leagues.
- The University of Toronto is where the first recorded college football game was held.

HIGH SCHOOL

Thornlea Thunder

- The school was founded in 1968 and has a enrollment of 1,100 students.
- Alumni include actress Lauren Collins and actor Cameron Mathison.

CAREER STATS

(SHADING DENOTES PREVIOUS SCHOOLS)

Year	School	GP	GS	MIN	MPG	TOTALS			3-POINT			FREE THROWS			REBOUNDING				PF	AST	APG	TO	BLK	STL	PTS	PPG
						FG	FGA	PCT	FG	FGA	PCT	FT	FTA	PCT	OFF	DEF	TOT	AVG								
2017-18 (Fr.)	Moberly Area CC	31	21	--	--	133	231	57.6	10	30	33.3	36	61	59.0	80	123	203	6.5	--	32	1.0	24	12	24	312	10.1
2018-19 (So.)	Moberly Area CC	35	33	--	--	262	443	59.1	28	86	32.6	95	128	74.2	78	198	276	7.9	--	95	2.7	69	24	43	647	18.5
2019-20 (Jr.)	Oregon State	29	1	256	8.8	36	53	67.9	0	0	0.0	7	16	43.8	32	23	55	1.9	23	9	0.3	20	1	5	79	2.7
Career Total		95	55	--	--	431	727	59.3	38	116	32.8	138	205	67.3	190	344	534	5.6	--	136	1.4	113	37	72	1,038	10.9

JUNIOR | 2019-20

OREGON STATE

#	Date	Opponent	W/L	GS	MIN	TOTALS			3-POINT			FREE THROWS			REBOUNDING			AST	STL	BLK	TO	PF	PTS
						FG	FGA	PCT	FG	FGA	PCT	FT	FTA	PCT	OFF	DEF	TOT						
1	Nov. 5	CSUN	W		10	2	2	100.0	0	0	0.0	0	1	0.0	1	2	3	0	0	0	0	4	
2	Nov. 9	Iowa State	W		3	0	0	0.0	0	0	0.0	0	0	0.0	0	0	0	1	0	0	0	0	
3	Nov. 12	vs. Oklahoma	L		3	0	1	0.0	0	0	0.0	0	0	0.0	1	1	2	0	0	0	0	0	
4	Nov. 16	at Wyoming	W		11	2	3	66.7	0	0	0.0	0	0	0.0	0	2	2	1	0	0	1	4	
5	Nov. 20	UC Santa Barbara	W		7	0	0	0.0	0	0	0.0	0	0	0.0	0	0	0	0	0	0	2	0	
6	Nov. 23	Grambling State	W		10	0	0	0.0	0	0	0.0	2	2	100.0	2	0	2	0	1	0	1	2	
7	Nov. 27	vs. San Jose State	W		14	2	5	40.0	0	0	0.0	0	2	0.0	3	2	5	0	0	0	1	4	
8	Dec. 1	Portland State	W		9	3	3	100.0	0	0	0.0	1	2	50.0	1	0	1	0	1	0	3	7	
9	Dec. 14	Arkansas- Pine Bluff	W		9	0	0	0.0	0	0	0.0	0	0	0.0	0	1	1	0	0	0	1	0	
10	Dec. 18	vs. UTSA	W		18	4	5	80.0	0	0	0.0	2	3	66.7	4	2	6	0	0	0	1	10	
11	Dec. 21	at Texas A&M	L		14	4	5	80.0	0	0	0.0	0	1	0.0	3	2	5	0	2	0	0	8	
12	Dec. 29	North Dakota	W		13	1	4	25.0	0	0	0.0	0	0	0.0	3	1	4	1	0	0	1	2	
13	Jan. 2	at Utah	L		5	0	0	0.0	0	0	0.0	0	0	0.0	1	0	1	0	0	0	2	0	
14	Jan. 5	at Colorado	W		7	1	1	100.0	0	0	0.0	0	0	0.0	0	0	0	0	0	0	1	2	
15	Jan. 9	Arizona State	L		9	2	3	66.7	0	0	0.0	0	1	0.0	3	1	4	1	0	1	0	4	
16	Jan. 12	Arizona	W		6	1	2	50.0	0	0	0.0	0	0	0.0	0	0	0	1	1	0	1	2	
17	Jan. 16	at Washington	L		9	2	3	66.7	0	0	0.0	0	0	0.0	2	3	5	0	0	0	1	4	
18	Jan. 18	at Washington State	L		19	5	5	100.0	0	0	0.0	0	0	0.0	2	0	2	2	0	0	0	10	
19	Jan. 23	UCLA	L	1	10	0	0	0.0	0	0	0.0	0	0	0.0	0	0	0	0	0	0	0	0	
20	Jan. 25	USC	L		3	1	1	100.0	0	0	0.0	0	0	0.0	0	0	0	0	0	0	0	2	
21	Jan. 30	at Stanford	W		3	0	0	0.0	0	0	0.0	0	0	0.0	1	0	1	0	0	0	1	0	
22	Feb. 1	at California	L																				
23	Feb. 8	Oregon	W		13	2	3	66.7	0	0	0.0	0	0	0.0	1	2	3	0	0	0	1	4	
24	Feb. 13	Utah	W		11	1	1	100.0	0	0	0.0	1	1	100.0	0	0	0	1	0	0	1	3	
25	Feb. 15	Colorado	L		3	0	0	0.0	0	0	0.0	0	1	0.0	1	0	1	0	0	0	0	0	
26	Feb. 20	at Arizona	L		12	2	3	66.7	0	0	0.0	0	0	0.0	0	1	1	0	0	0	2	4	
27	Feb. 22	at Arizona State	L		6	0	1	0.0	0	0	0.0	0	0	0.0	1	0	1	1	0	0	1	0	
28	Feb. 27	at Oregon	L		5	1	1	100.0	0	0	0.0	0	0	0.0	1	1	2	0	0	0	1	2	
29	March 5	Stanford	W		9	0	0	0.0	0	0	0.0	1	2	50.0	1	2	3	0	0	0	1	1	
30	March 7	California	W		5	0	1	0.0	0	0	0.0	0	0	0.0	0	0	0	0	0	0	1	1	
31	March 11	vs. (9) Utah	W																				

OUTLOOK

REVIEW

TEAM

THIS IS GCU

HISTORY







#1 DIMA ZDOR

FORWARD/CENTER JR. 6-10 215 YALTA, UKRAINE

@dima_zdor @metro_024

GRAND CANYON

2020-21 | Junior

Transferred to GCU.

WEBER STATE

Ogden, Utah

2019-20 | Sophomore

- Appeared in 27 games and made seven starts.
- Ranked third on the Wildcats at 4.6 rebounds per game.
- Finished sixth in the Big Sky Conference with 31 blocks.
- Was second on the team with 52.2% field-goal shooting.
- Scored in double figures in three games, including a career-high 14 points to go along with 12 rebounds.
- Set a career high with 18 rebounds in 25 minutes against Portland State on Feb. 29.
- Role grew as season progressed, making 22 of his 31 blocks after Jan. 23. He played the majority of the center minutes for the Wildcats in the season's final five games.

2018-19 | Freshman

- Played in 28 games and made two starts.
- Logged two double-figure games.
- Shot 22 of 36 on the year, a shooting percentage of 61.1%.

HIGH SCHOOL

Saint James School | St. James, Md.

- Was a three-star recruit.
- Averaged 14 points, nine rebounds and two blocks during his senior season in 2017-18.
- Helped lead his team to a state title.

PERSONAL

- Parents are Vladimir and Nataly Zdor.
- Moved from Lithuania to United States for high school basketball where he attended schools in Virginia, Florida and Maryland.
- Was recruited by Bryce Drew and Casey Shaw at Vanderbilt but they had no remaining scholarships and Zdor chose Weber State.
- Sought advice on move to Phoenix from former Phoenix Suns player and fellow Ukrainian Alex Len.

CAREER STATS

Year	School	TOTALS				3-POINT			FREE THROWS			REBOUNDING				PF	AST	APG	TO	BLK	STL	PTS	PPG			
		GP	GS	MIN	MPG	FG	FGA	PCT	FT	FTA	PCT	OFF	DEF	TOT	AVG											
2018-19 (Fr.)	Weber State	28	2	156	5.6	22	36	61.1	1	3	33.3	12	25	48.0	18	37	55	2.0	33	1	0.0	6	11	0	57	2.0
2019-20 (So.)	Weber State	28	7	418	14.9	36	69	52.2	0	0	0.0	38	55	69.1	32	97	129	4.6	54	4	0.1	19	31	8	110	3.9
Career Total		56	9	574	10.3	58	105	55.2	1	3	33.3	50	80	62.5	50	134	184	3.3	87	5	0.1	25	42	8	167	3.0

(SHADING DENOTES PREVIOUS SCHOOL)

CAREER HIGHS PREVIOUS SCHOOL

POINTS	REB.	ASSISTS	3-PT M
14	18	2	1
2 times, last: vs. Bethesda Dec. 17, 2019	vs. Portland St. Feb. 29, 2020	at E. Washington March 7, 2020	vs. Bethesda Dec. 9, 2018
FT M	STEALS	BLOCKS	MINUTES
7	3	4	28
vs. Westcliff Dec. 7, 2019	at E. Washington March 7, 2020	vs. Sac. State Feb. 6, 2020	at Idaho March 5, 2020

HOMETOWN



- A resort city on the south coast of the Crimean Peninsula has a population of 76,746.
- Main attractions include the Yalta's Sea Promenade and the city zoo and aquarium.
- The average high temperature during the five months of the college basketball season is 48 degrees.

HIGH SCHOOL

St. James Saints

- The oldest Episcopal boarding school in the U.S. founded in 1842.
- Alumni include Justin Robinson (NBA) and former U.S. Chief of Naval Operations James Holloway III.

THE LOPES » DIMA ZORR

FRESHMAN | 2018-19

WEBER STATE

#	Date	Opponent	W/L	GS	MIN	TOTALS			3-POINT			FREE THROWS			REBOUNDING			AST	STL	BLK	TO	PF	PTS
						FG	FGA	PCT	FG	FGA	PCT	FT	FTA	PCT	OFF	DEF	TOT						
1	Nov. 6	at San Diego	L		8	0	0	0.0	0	0	0.0	0	0	0.0	0	2	2	0	0	1	1	1	0
2	Nov. 9	Bethesda	W		14	5	6	83.3	1	1	100.0	3	6	50.0	2	7	9	0	0	2	1	2	14
3	Nov. 15	vs. San Jose State	W		5	0	0	0.0	0	0	0.0	0	0	0.0	1	1	2	0	0	0	0	1	0
4	Nov. 16	vs. Central Michigan	W		6	0	0	0.0	0	0	0.0	0	0	0.0	1	1	2	0	0	0	0	3	0
5	Nov. 18	vs. CSU Bakersfield	L		0+	0	0	0.0	0	0	0.0	0	0	0.0	0	0	0	0	0	0	0	0	0
6	Nov. 27	Benedictine	W		11	1	1	100.0	0	0	0.0	3	4	75.0	2	2	4	0	0	1	1	1	5
7	Dec. 1	BYU	W																				
8	Dec. 5	at Fresno State	L		4	0	0	0.0	0	0	0.0	0	0	0.0	0	0	0	0	0	1	0	0	0
9	Dec. 8	at Utah State	L		3	0	1	0.0	0	0	0.0	0	0	0.0	0	0	0	0	0	0	0	2	0
10	Dec. 15	Utah Valley	L		5	1	1	100.0	0	0	0.0	2	3	66.7	2	2	4	0	0	1	0	1	4
11	Dec. 22	Delaware State	W		10	3	5	60.0	0	0	0.0	0	1	0.0	3	1	4	0	0	0	0	1	6
12	Dec. 29	at Eastern Washington	W		3	0	2	0.0	0	0	0.0	0	0	0.0	0	0	0	0	0	1	0	0	0
13	Dec. 31	at Idaho	W																				
14	Jan. 3	Northern Arizona	W		5	0	0	0.0	0	0	0.0	0	0	0.0	1	0	1	0	0	1	0	2	0
15	Jan. 5	Southern Utah	L		1	0	1	0.0	0	0	0.0	0	2	0.0	2	1	3	0	0	0	0	1	0
16	Jan. 12	at Portland State	W		4	0	0	0.0	0	0	0.0	0	0	0.0	0	1	1	1	0	0	0	1	0
17	Jan. 17	Idaho State	W		8	2	2	100.0	0	0	0.0	0	0	0.0	2	5	7	0	0	0	0	0	4
18	Jan. 19	Northern Colorado	W		7	0	1	0.0	0	1	0.0	0	2	0.0	0	4	4	0	0	1	0	2	0
19	Jan. 24	at Montana State	W		4	1	2	50.0	0	1	0.0	0	0	0.0	0	1	1	0	0	0	0	2	2
20	Jan. 26	at Montana	L		3	0	0	0.0	0	0	0.0	0	0	0.0	0	0	0	0	0	0	1	1	0
21	Jan. 31	Portland State	L		2	0	0	0.0	0	0	0.0	0	0	0.0	0	0	0	0	0	0	0	1	0
22	Feb. 2	Sacramento State	W																				
23	Feb. 7	at Southern Utah	L																				
24	Feb. 9	at Northern Arizona	W		12	3	3	100.0	0	0	0.0	0	0	0.0	1	2	3	0	0	1	0	2	6
25	Feb. 14	Montana	L		2	0	0	0.0	0	0	0.0	0	0	0.0	0	0	0	0	0	0	0	1	0
26	Feb. 16	Montana State	W	1	10	0	0	0.0	0	0	0.0	0	0	0.0	0	4	4	0	0	0	1	3	0
27	Feb. 21	at Sacramento State	L	1	11	1	2	50.0	0	0	0.0	2	3	66.7	0	0	0	0	0	1	0	1	4
28	Feb. 28	at Northern Colorado	L		3	0	1	0.0	0	0	0.0	0	0	0.0	0	1	1	0	0	0	1	0	0
29	March 4	at Idaho State	L		0+	0	0	0.0	0	0	0.0	0	0	0.0	0	0	0	0	0	0	0	0	0
30	March 7	Idaho	W		10	5	8	62.5	0	0	0.0	2	4	50.0	1	1	2	0	0	0	0	3	12
31	March 9	Eastern Washington	L		2	0	0	0.0	0	0	0.0	0	0	0.0	0	0	0	0	0	0	0	1	0
32	March 14	vs. (5) Portland State	W																				
33	March 15	vs. (1) Montana	L		3	0	0	0.0	0	0	0.0	0	0	0.0	0	1	1	0	0	0	0	0	0



OUTLOOK

REVIEW

TEAM

THIS IS GCU

HISTORY

SOPHOMORE | 2019-20

WEBER STATE

#	Date	Opponent	W/L	GS	MIN	TOTALS			3-POINT			FREE THROWS			REBOUNDING			AST	STL	BLK	TO	PF	PTS
						FG	FGA	PCT	FG	FGA	PCT	FT	FTA	PCT	OFF	DEF	TOT						
1	Nov. 8	at Utah State	L	1	21	1	5	20.0	0	0	0.0	1	4	25.0	0	3	3	0	1	2	2	3	3
2	Nov. 14	San Diego	L	1	24	0	1	0.0	0	0	0.0	0	0	0.0	2	5	7	0	0	0	0	0	0
3	Nov. 19	West Coast Baptist	W	1	17	3	3	100.0	0	0	0.0	6	7	85.7	1	4	5	0	0	1	3	2	12
4	Nov. 25	vs. Wright State	L	1	11	1	2	50.0	0	0	0.0	0	0	0.0	1	0	1	0	0	1	0	0	2
5	Nov. 26	vs. Murray State	L	1	8	0	0	0.0	0	0	0.0	3	4	75.0	1	0	1	0	1	1	0	3	3
6	Nov. 27	vs. Northeastern	L	1	15	1	1	100.0	0	0	0.0	0	1	0.0	0	1	1	0	1	1	1	3	2
7	Dec. 4	at Utah Valley	W	1	4	0	0	0.0	0	0	0.0	0	0	0.0	0	2	2	0	0	0	3	0	0
8	Dec. 7	Westcliff	W		14	3	5	60.0	0	0	0.0	7	7	100.0	2	6	8	0	0	1	0	1	13
9	Dec. 14	at Utah	L																				
10	Dec. 17	Bethesda	W		18	4	6	66.7	0	0	0.0	6	8	75.0	2	10	12	1	0	1	0	3	14
11	Dec. 21	at BYU	L		1	1	1	100.0	0	0	0.0	0	0	0.0	0	0	0	0	0	0	1	0	2
12	Dec. 28	Eastern Washington	L		4	1	1	100.0	0	0	0.0	0	0	0.0	0	1	1	0	0	0	0	0	2
13	Dec. 30	Idaho	W		12	1	5	20.0	0	0	0.0	0	1	0.0	0	2	2	0	0	1	0	2	2
14	Jan. 4	at Northern Arizona	L		6	0	0	0.0	0	0	0.0	0	0	0.0	1	0	1	0	0	0	0	0	0
15	Jan. 9	Northern Colorado	L																				
16	Jan. 11	at Sacramento State	L		7	0	0	0.0	0	0	0.0	0	0	0.0	1	3	4	0	0	0	0	1	0
17	Jan. 16	at Idaho State	W																				
18	Jan. 20	at Portland State	L																				
19	Jan. 23	Montana State	L		14	1	5	20.0	0	0	0.0	0	0	0.0	1	5	6	0	0	2	1	4	2
20	Jan. 25	Montana	W		13	0	2	0.0	0	0	0.0	1	3	33.3	2	2	4	0	0	1	0	2	1
21	Jan. 30	at Southern Utah	W		13	0	0	0.0	0	0	0.0	0	0	0.0	1	1	2	0	0	3	0	1	0
22	Feb. 1	at Northern Colorado	L		16	4	5	80.0	80.0	0	0.0	0	1	0.0	1	3	4	0	0	0	2	1	8
23	Feb. 6	Sacramento State	W		16	0	0	0.0	0	0	0.0	1	2	50.0	1	2	3	0	0	4	1	4	1
24	Feb. 8	Northern Arizona	W		14	3	6	50.0	0	0	0.0	0	0	0.0	2	5	7	0	0	0	0	2	6
25	Feb. 13	at Montana	L		18	2	4	50.0	0	0	0.0	5	7	71.4	0	2	2	0	0	0	1	1	9
26	Feb. 15	at Montana State	L		14	1	1	100.0	0	0	0.0	0	0	0.0	2	2	4	0	0	0	0	0	2
27	Feb. 22	Southern Utah	W		15	4	5	80.0	0	0	0.0	1	2	50.0	2	1	3	0	1	2	0	3	9
28	Feb. 29	Portland State	L		25	1	4	25.0	0	0	0.0	0	0	0.0	3	15	18	0	0	0	1	4	2
29	March 2	Idaho State	L		23	0	1	0.0	0	0	0.0	0	0	0.0	2	6	8	0	1	3	1	5	0
30	March 5	at Idaho	W		28	2	2	100.0	0	0	0.0	3	4	75.0	3	6	9	0	0	0	0	2	7
31	March 7	at Eastern Washington	L		25	2	3	66.7	0	0	0.0	2	2	100.0	0	5	5	2	3	4	0	2	6
32	March 11	vs. (9) Sacramento State	L		23	0	1	0.0	0	0	0.0	2	2	100.0	1	5	6	0	0	3	2	5	2

OUTLOOK

REVIEW

TEAM

THIS IS GCU

HISTORY






Gilman

BEU
21

Gilman



#2 CHANCE McMILLIAN

GUARD FR. 6-2 170 VALLEJO, CALIF.

[@smoove_chance3](#) [@iamkingchance](#)

GRAND CANYON

2020-21 | Freshman

- Set to begin collegiate career.

HIGH SCHOOL

Golden State College Preparatory | Oakland, Calif.

- Grew game with one year of prep school.

Jesse Bethel HS | Vallejo, Calif.

- Played his senior season at Bethel.
- Was named the Tri-County Athletic League Stone Division MVP after averaging 28.8 points during conference play.
- Was on the honor roll in both semesters, recognizing a GPA of 3.5 or higher.

St. Patrick-St. Vincent HS | Vallejo, Calif.

- Played first three high school seasons at SPSV, accumulating 46 career games.
- Saw an uptick in points, rebounds, assists and shooting percentage each year, topping out with a junior season in 2017-18 where he averaged 13.3 points, 3.5 rebounds, 1.6 assists on 48% shooting.

PERSONAL

- Parents are James McMillian and Judy Bowers.
- Top sports memory to date is playing in the Nike EYBL in front of Jayson Tatum and Bradley Beal.
- Off the court, enjoys drawing, hiking and rapping.
- Developed love for basketball by watching streetball player Hot Sauce growing up. "I would see him doing these crazy dribble moves on people that made me want to go in my backyard and try, with me watching Hot Sauce made me love and have fun with the game early."
- Chose GCU "because I have never seen so much support for the athletes compared to any other university after being at Midnight Madness."
- If he wasn't playing basketball, it'd be football.
- Top place to vacation is Jamaica.
- Outside of playing in the NBA, future career goals include making commercials for big companies.
- His favorite pro sports team include Bay Area mainstays in the Giants, Warriors and 49ers.

CAREER STATS

Year	School	GP	GS	MIN	MPG	TOTALS			3-POINT			FREE THROWS			REBOUNDING				PF	AST	APG	TO	BLK	STL	PTS	PPG	
						FG	FGA	PCT	FG	FGA	PCT	FT	FTA	PCT	OFF	DEF	TOT	AVG									
2020-21 (Fr.)	Grand Canyon																										
Career Total																											

CAREER HIGHS

POINTS	REB.	ASSISTS	3-PT M
--	--	--	--
--	--	--	--
FT M	STEALS	BLOCKS	MINUTES
--	--	--	--
--	--	--	--

HOMETOWN




- The 10th-most populous city in the San Francisco City Bay Area with a 2019 population of 121,692 people.
- Home to the famous Six Flags Discovery Kingdom theme park.
- Home of professional athletes CJ. Anderson (NFL), CC Sabathia (MLB) and Jeff Gordon (NASCAR).

HIGH SCHOOL

Jesse Bethel Jaguars

- Founded in 1998 the school has an enrollment of 1,600 students.
- The school was named for Jesse Bethel, a former President of the California School Board Administration.





#3 MIKEY DIXON

GUARD R-SR. 6-2 165 NEW CASTLE, DEL.

@pointgod.3

GRAND CANYON

2020-21 | Redshirt senior

- Set to begin final season at GCU.

2019-20 | Redshirt junior

- Made his GCU debut on Dec. 17 at New Mexico after sitting out the first semester due to transfer rules.
- Was the Lopes' top 3-point shooter at 43.1%, connecting on 28 of 65 attempts.
- Scored in double figures in 10 of his first 11 games in the GCU uniform.
- Scored 21 points and was 6 for 6 from the foul line down the stretch to secure a win at Kansas City on Jan. 19.
- Had 24 points on an 8-for-10 clip in GCU's 103-point outburst at California Baptist on Feb. 8.

ST. JOHN'S

Queens, N.Y.

2018-19 | Redshirt sophomore

- Averaged 5.9 points, 1.3 rebounds, 1.1 assists and only 0.7 turnovers while shooting 46.3% from the field and 43.3% from 3-point range.
- Scored 13 points against St. Francis on Dec. 19.
- Had an eight-point, four-assist, four-rebound game against Sacred Heart on Dec. 22.
- Saw action in 14 games, including one start for the Red Storm.

2017-18 | Sophomore

- Sat out the season due to NCAA transfer regulations.

QUINNIPIAC

Hamden, Conn.

2016-17 | Freshman

- Metro Atlantic Athletic Conference Rookie of the Year and six-time MAAC Rookie of the Week.
- Played in all 31 games, including 20 starts.
- 12th-highest scoring freshman in Division I, averaging 16.5 points per game, while also recording 3.7 rebounds and 2.3 assists per game.
- Ranked 15th in the MAAC with 60 3-pointers.
- Scored double figures 26 times, including 10 20-point performances.
- Averaged 18.1 points in conference play, which was the fourth-highest average in the MAAC.

- Scored 13 or more points in 24 of last 26 games and recorded two double-doubles against Fairfield (Feb. 17) and Manhattan (Feb. 19).
- Set Quinnipiac Division I freshman single-game scoring record with 29 points versus Canisius (Jan. 20).
- Had a streak of 34 straight made foul shots, a Quinnipiac Division I record.

HIGH SCHOOL

Sanford School | New Castle, Del.

- Named the 2016 Delaware State Player of the Year as a senior after helping Sanford to a state championship by averaging 27.1 points per game in 2015-16.
- Helped Sanford to a 20-5 record and a No. 1 ranking in the state of Delaware as a junior, while averaging 22 points per game.
- First-team All-Delaware selection.
- Scored 39 points in the 2014-15 regular-season finale against Delcastle.
- Helped the Warriors reach the semifinals of the state tournament by scoring 22 points in a quarterfinal win.

PERSONAL

- Parents are Lawrence and Michelle Dixon.
- Has a brother, Quincy.

CAREER HIGHS

POINTS	REB.	ASSISTS	3-PT M
29	12	7	5
vs. Canisius Jan. 20, 2017	at Manhattan Feb. 19, 2017	2 times, last: vs. Manhattan Jan. 7, 2017	2 times, last: at Rider Feb. 11, 2017
FT M	STEALS	BLOCKS	MINUTES
12	3	1	39
vs. Canisius Jan. 20, 2017	2 times, last: vs. Chicago St. Feb. 15, 2020	4 times, last: vs. UTRGV Feb. 29, 2020	2 times, last: vs. Fairfield Feb. 17, 2017

HOMETOWN



New Castle, Del.

- A northern Delaware town of 5,529 people.
- The city was founded in 1640.
- Less than one hour south of Philadelphia.
- New Castle sits on the shore of the Delaware River.
- Delaware is the second-smallest state in the U.S. behind Rhode Island.

HIGH SCHOOL

Sanford Warriors

- School was opened in 1930.
- Alumni include six-time NBA All-Star Walter Davis, who played for the Phoenix Suns from 1977-88.

CAREER STATS

(SHADING DENOTES PREVIOUS SCHOOL)

Year	School	GP	GS	MIN	MPG	TOTALS			3-POINT			FREE THROWS			REBOUNDING				PF	AST	APG	TO	BLK	STL	PTS	PPG
						FG	FGA	PCT	FG	FGA	PCT	FT	FTA	PCT	OFF	DEF	TOT	AVG								
2016-17 (Fr.)	Quinnipiac	31	20	924	29.8	171	377	45.4	60	162	37.0	110	128	85.9	35	81	116	3.7	59	72	2.3	68	2	23	512	16.5
2018-19 (R-So.)	St. John's	14	1	243	17.4	31	67	46.3	13	30	43.3	7	16	43.8	4	14	18	1.3	16	15	1.1	10	1	9	82	5.9
2019-20 (R-Jr.)	Grand Canyon	18	16	526	29.2	69	166	41.6	28	65	43.1	47	61	77.0	9	34	43	2.4	29	27	1.5	20	1	12	213	11.8
Career Total		63	37	1,693	26.9	271	610	44.4	101	257	39.3	164	205	80.0	48	129	177	2.8	104	114	1.8	98	4	44	807	12.8

REDSHIRT JUNIOR | 2019-20

GRAND CANYON

#	Date	Opponent	W/L	GS	MIN	TOTALS			3-POINT			FREE THROWS			REBOUNDING			AST	STL	BLK	TO	PF	PTS
						FG	FGA	PCT	FG	FGA	PCT	FT	FTA	PCT	OFF	DEF	TOT						
1	Nov. 5	Davenport	L																				
2	Nov. 8	Illinois	L																				
3	Nov. 13	at San Diego State	L																				
4	Nov. 16	Arkansas- Pine Bluff	W																				
5	Nov. 19	Montana State	W																				
6	Nov. 22	vs. Valparaiso	L																				
7	Nov. 23	vs. Fordham	L																				
8	Nov. 25	vs. Illinois State	W																				
9	Nov. 30	Purdue Fort Wayne	L																				
10	Dec. 3	Mount St. Mary's	W																				
11	Dec. 8	vs. Liberty	L																				
12	Dec. 12	Northern Iowa	L																				
13	Dec. 17	at New Mexico	L	1	37	3	14	21.4	0	2	0.0	4	6	66.7	0	1	1	0	1	0	1	3	10
14	Dec. 21	Eastern Illinois	W	1	29	4	7	57.1	2	2	100.0	5	5	100.0	2	1	3	3	0	0	1	4	15
15	Jan. 4	at CSU Bakersfield	L	1	28	0	8	0.0	0	0	0.0	2	2	100.0	0	5	5	3	0	0	0	0	2
16	Jan. 11	California Baptist	L	1	33	6	13	46.2	1	5	20.0	1	3	33.3	0	4	4	1	0	0	0	0	14
17	Jan. 16	at Chicago State	W	1	29	6	8	75.0	3	3	100.0	2	2	100.0	1	1	2	4	0	0	2	2	17
18	Jan. 19	at Kansas City	W	1	32	6	10	60.0	3	4	75.0	6	6	100.0	0	1	1	0	1	0	3	0	21
19	Jan. 23	Seattle U	W	1	35	3	14	21.4	0	4	0.0	5	8	62.5	1	4	5	2	1	0	2	1	11
20	Jan. 25	Utah Valley	L	1	31	4	12	33.3	2	7	28.6	2	2	100.0	0	2	2	0	0	0	1	1	12
21	Jan. 30	at UT Rio Grande Valley	W	1	27	4	10	40.0	3	6	50.0	2	2	100.0	0	3	3	2	1	0	2	5	13
22	Feb. 1	at New Mexico State	L	1	34	4	10	40.0	2	6	33.3	4	5	80.0	0	3	3	1	0	0	2	1	14
23	Feb. 8	at California Baptist	W	1	30	8	10	80.0	3	5	60.0	5	7	71.4	1	1	2	4	0	0	1	0	24
24	Feb. 13	Kansas City	W	1	32	1	6	16.7	0	2	0.0	0	2	0.0	0	1	1	2	1	0	2	1	2
25	Feb. 15	Chicago State	W	1	29	5	7	71.4	2	3	66.7	1	1	100.0	1	0	1	1	3	0	0	3	13
26	Feb. 20	at Seattle U	L	1	33	6	14	42.9	2	5	40.0	2	2	100.0	1	2	3	0	1	0	1	1	16
27	Feb. 22	at Utah Valley	L	1	27	2	8	25.0	1	2	50.0	2	2	100.0	0	2	2	4	2	0	0	4	7
28	Feb. 27	New Mexico State	L	1	23	2	4	50.0	1	3	33.3	2	2	100.0	1	3	4	0	0	0	1	1	7
29	Feb. 29	UT Rio Grande Valley	L		18	3	4	75.0	1	1	100.0	2	4	50.0	0	0	0	0	1	1	1	1	9
30	March 7	CSU Bakersfield	W		22	2	7	28.6	2	5	40.0	0	0	0.0	1	0	1	0	0	0	0	1	6

OUTLOOK

REVIEW

TEAM

THIS IS GCU

HISTORY





GCU

4



#4 OSCAR FRAYER

FORWARD R-SR. 6-6 195 OAKLAND, CALIF.

[@Oscar_Frayer](#) [@oscarfrayer](#)

GRAND CANYON

2020-21 | Redshirt senior

- Set to return for senior season.

2019-20 | Senior

- Was ineligible

2018-19 | Junior

- Logged career-high 30 starts.
- Averaged 7.5 points, 4.4 rebounds, 0.9 steals and 0.8 blocks in 25.7 minutes per game with 34% 3-point shooting.
- Set career highs for points (18 vs. California Baptist on Feb. 21), rebounds (10 at Kansas City on Feb. 14), steals (three vs. New Mexico State on March 16) and blocks (three at West Virginia on March 20).

2017-18 | Sophomore

- Was the Lopes' fifth-leading scorer at 9.6 points per game. Appeared in 33 games, including 28 starts.
- Became known as GCU's human highlight reel, earning WAC Top Play honors on seven occasions.
- Had a putback dunk at Illinois go viral, being featured on Bleacher Report and SportsCenter.
- Carved out role as GCU's best perimeter defender and was often assigned to the opponent's top scorer. Named to All-WAC Defensive Team.
- Knocked down a career-high four 3-pointers as a part of a 19-point performance against Norfolk State on Nov. 20.
- Set a new career high with 23 points in a narrow loss at New Mexico State on Feb. 10.

2016-17 | Freshman

- Appeared in 31 games, including 25 starts. Logged 24.6 minutes per game and averaged 7.9 points and 4.5 rebounds.
- Tallied eight points, five rebounds and two blocks in his GCU debut at Duke on Nov. 12.
- Scored in double figures for the first time in his second career game with 13 points and seven rebounds against Penn State on Nov. 15.
- Logged his first career double-double with 12 points and 12 rebounds against Chicago State on Jan. 28.
- Was the team's second-leading scorer with a season-high 19 points in GCU's home win over San Diego State on Dec. 7. Connected on two 3-pointers in the final four minutes to give the Lopes a late lead.

HIGH SCHOOL

Moreau Catholic High School | Hayward, Calif.

- Averaged 15.0 points, 9.7 rebounds, 2.5 assists and 1.6 blocks for the 25-5 Mariners as a senior in 2015-16.
- Named to the Contra Costa Times All-East Bay Team, San Francisco Chronicle All-Metro Team and Prep2Prep All-North Coast Section Team as a senior.

PERSONAL

- Parents are Oscar Frayer and Bionca Sparrow.
- Also considered Oregon State, Nevada and Saint Mary's.

CAREER HIGHS

POINTS	REB.	ASSISTS	3-PT M
23	15	5	5
at NM State Feb. 10, 2018	vs. Kansas City March 8, 2018	vs. Utah Valley March 9, 2018	2 times, last: vs. Miss. Valley St. Dec. 23, 2018
FT M	STEALS	BLOCKS	MINUTES
6	4	4	42
vs. Bethesda Jan. 31, 2017	3 times, last: at UTRGV Feb. 8, 2018	2 times, last: vs. William Jessup Jan. 23, 2018	at Chicago St. Jan. 28, 2017

HOMETOWN



- Home to 432,897 people, Oakland is the eighth-largest city in California and No. 45 in the U.S.
- Has a long history of elite basketball talent, including Paul Pierce, Damian Lillard and Gary Payton.
- Known as one of America's most diverse cities, Oakland features 50 distinct neighborhoods.

HIGH SCHOOL

Moreau Catholic Mariners

- Program has two runner-up finishes in the California State Basketball Championships.
- Alumni list includes Darren Lewis, a veteran of 13 MLB seasons.

CAREER STATS

Year	School	GP	GS	MIN	MPG	TOTALS			3-POINT			FREE THROWS			REBOUNDING				PF	AST	APG	TO	BLK	STL	PTS	PPG
						FG	FGA	PCT	FG	FGA	PCT	FT	FTA	PCT	OFF	DEF	TOT	AVG								
2016-17 (Fr.)	Grand Canyon	31	25	763	24.6	92	232	39.7	28	109	25.7	34	50	68.0	42	97	139	4.5	75	24	0.8	42	24	33	246	7.9
2017-18 (So.)	Grand Canyon	33	28	873	26.5	121	251	48.2	41	112	36.6	35	64	54.7	56	115	171	5.2	80	41	1.2	48	24	41	318	9.6
2018-19 (Jr.)	Grand Canyon	33	30	851	25.8	91	214	42.5	43	127	33.9	23	43	53.5	40	104	144	4.4	68	36	1.1	34	25	30	248	7.5
Career Total		97	83	2,487	25.6	304	697	43.6	112	348	32.2	92	157	58.6	138	316	454	4.7	223	101	1.0	124	73	104	812	8.4

JUNIOR | 2018-19

GRAND CANYON

#	Date	Opponent	W/L	GS	MIN	TOTALS			3-POINT			FREE THROWS			REBOUNDING			AST	STL	BLK	TO	PF	PTS
						FG	FGA	PCT	FG	FGA	PCT	FT	FTA	PCT	OFF	DEF	TOT						
1	Nov. 6	at South Dakota State	L	1	31	2	8	25.0	1	4	25.0	4	5	80.0	4	4	8	0	1	3	2	3	9
2	Nov. 10	Delaware State	W	1	25	6	11	54.5	2	5	40.0	1	2	50.0	2	3	5	3	1	3	1	0	15
3	Nov. 12	Jacksonville	W	1	23	3	8	37.5	1	5	20.0	1	2	50.0	3	4	7	2	0	0	2	5	8
4	Nov. 16	Arkansas State	W	1	28	6	10	60.0	1	4	25.0	0	0	0.0	0	3	3	2	1	1	0	2	13
5	Nov. 22	vs. Seton Hall	L	1	21	1	6	16.7	1	5	20.0	1	2	50.0	1	2	3	4	0	0	1	3	4
6	Nov. 23	vs. Utah	L	1	27	2	5	40.0	1	3	33.3	0	0	0.0	1	3	4	2	0	0	2	2	5
7	Nov. 25	vs. La Salle	W	1	20	1	5	20.0	0	2	0.0	0	1	0.0	0	2	2	0	0	1	3	2	2
8	Dec. 1	Boise State	W	1	27	4	7	57.1	2	4	50.0	1	5	20.0	1	4	5	0	2	0	1	0	11
9	Dec. 9	vs. Nevada	L	1	33	3	8	37.5	3	6	50.0	0	0	0.0	1	8	9	2	1	0	0	2	9
10	Dec. 15	at Texas	L	1	15	1	4	25.0	0	1	0.0	0	0	0.0	0	0	0	0	1	1	1	3	2
11	Dec. 19	at Northern Iowa	W	1	32	4	8	50.0	2	5	40.0	0	0	0.0	3	4	7	0	1	0	0	2	10
12	Dec. 22	Mississippi Valley State	W	1	27	5	10	50.0	5	9	55.6	1	2	50.0	1	4	5	2	2	0	1	3	16
13	Dec. 29	at San Diego	L	1	21	1	2	50.0	0	1	0.0	4	5	80.0	0	3	3	0	2	1	0	2	6
14	Jan. 3	Utah Valley	W	1	26	3	9	33.3	2	6	33.3	0	0	0.0	2	2	4	1	0	0	1	3	8
15	Jan. 5	Seattle U	W	1	19	1	6	16.7	1	3	33.3	0	0	0.0	1	1	2	0	1	1	2	3	3
16	Jan. 10	at New Mexico State	L	1	32	6	10	60.0	3	6	50.0	0	0	0.0	2	1	3	1	1	2	0	3	15
17	Jan. 12	at UT Rio Grande Valley	W	1	36	4	9	44.4	3	7	42.9	0	0	0.0	1	4	5	2	1	1	3	4	11
18	Jan. 17	Chicago State	W	1	21	3	4	75.0	2	3	66.7	0	0	0.0	0	1	1	2	1	1	1	1	8
19	Jan. 19	Kansas City	W	1	4	0	0	0.0	0	0	0.0	0	0	0.0	0	0	0	0	1	0	0	0	0
20	Jan. 26	at California Baptist	W																				
21	Feb. 2	at CSU Bakersfield	W		15	0	4	0.0	0	4	0.0	2	2	100.0	0	2	2	1	1	1	4	2	2
22	Feb. 7	UT Rio Grande Valley	L	1	31	4	7	57.1	0	3	0.0	1	4	25.0	0	5	5	0	1	0	0	1	9
23	Feb. 9	New Mexico State	L	1	25	3	7	42.9	1	4	25.0	2	2	100.0	0	1	1	1	1	0	0	0	9
24	Feb. 14	at Kansas City	L		38	3	9	33.3	1	4	25.0	0	1	0.0	6	4	10	1	1	1	1	2	7
25	Feb. 16	at Chicago State	W	1	22	2	4	50.0	1	3	33.3	0	0	0.0	1	3	4	2	0	0	0	3	5
26	Feb. 21	California Baptist	W	1	35	6	9	66.7	4	6	66.7	2	2	100.0	2	5	7	1	0	2	0	0	18
27	Feb. 27	Eastern New Mexico	W	1	25	4	6	66.7	0	2	0.0	0	1	0.0	1	4	5	3	0	0	2	5	8
28	March 2	CSU Bakersfield	W		19	0	3	0.0	0	2	0.0	0	0	0.0	0	4	4	1	0	1	0	1	0
29	March 7	at Utah Valley	L	1	17	2	5	40.0	0	2	0.0	0	0	0.0	3	4	7	0	1	0	2	2	4
30	March 9	at Seattle U	L	1	26	0	3	0.0	0	2	0.0	2	5	40.0	1	6	7	0	1	0	2	1	2
31	March 14	vs. (6) Seattle U	W	1	35	3	6	50.0	2	3	66.7	1	2	50.0	1	4	5	1	0	0	1	1	9
32	March 15	vs. (2) Utah Valley	W	1	34	2	7	28.6	0	3	0.0	0	0	0.0	2	3	5	2	2	1	1	2	4
33	March 16	vs. (1) New Mexico State	L	1	31	1	4	25.0	1	3	33.3	0	0	0.0	0	2	2	0	3	1	0	1	3
34	March 20	at West Virginia	L	1	31	5	10	50.0	3	7	42.9	0	0	0.0	0	4	4	0	2	3	0	4	13



OUTLOOK

REVIEW

TEAM

THIS IS GCU

HISTORY





#10 JOVAN BLACKSHER JR.

GUARD SO. 5-11 155 OAKLAND, CALIF.

@ytnunahead @nuna_head

GRAND CANYON

2020-21 | Sophomore

- Set for second season at GCU.

2019-20 | Freshman

- Named the WAC Freshman of the Year, an award GCU last claimed with Alessandro Lever in 2017-18.
- Was the only freshman in the country to accumulate 300 points, 150 rebounds and 100 assists.
- Set GCU's all-time freshman assists record with 109.
- Led the Lopes in assists (109), steals (48), defensive rebounds (146) and minutes (1,038).
- Finished seventh nationally among freshmen in minutes per game (34.6).
- Scored in double figures in his first three career games (15, 14, 14).
- Recorded his first double-double in his third career game against eventual top-10 team San Diego State on the road, scoring 14 points and grabbing 10 rebounds.
- Had a season-high 10 assists compared to just one turnover in a GCU win over Montana State on Nov. 19.
- Recorded a second double-double with 17 points and 12 rebounds in an overtime win over Kansas City on Feb. 13.
- Scored a season-high 21 points on 7-for-10 shooting in a road loss to Seattle U on Feb. 20.
- Played over 30 minutes in all but two games.

HIGH SCHOOL

Shadow Mountain High School | Phoenix, Ariz.

- Helped lead the Matadors to a state title in all four years of high school under the guidance of former NBA star Mike Bibby.
- Averaged at least 15 points and four assists in each of his final three seasons. Finished his four-year career averaging 4.1 steals.
- Improved 3-point shooting each season to peak at 43 percent (44 for 103) as a senior.
- Heralded nationally for his floor intelligence and elite defense.
- Joins teammates J.J. Rhymes and Carlos Johnson as former Shadow Mountain players and shared the court with Rhymes as a freshman.
- A four-star recruit, matching the top-rated recruit in program history.

PERSONAL

- Parents are Jovan Blacksher Sr. and Lashaun James.
- Longtime teammate of Jaalen House, son of Eddie House and an Arizona State signee.
- Local talent who stayed in tune with GCU program, attending four of the five Midnight Madness events prior to his college career.

CAREER HIGHS

POINTS	REB.	ASSISTS	3-PT M
21	12	10	3
at Seattle U Feb. 20, 2020	vs. Kansas City Feb. 14, 2020	vs. Montana St. Nov. 19, 2019	2 times, last: vs. Purdue FW Nov. 30, 2019
FT M	STEALS	BLOCKS	MINUTES
7	4	1	41
at San Diego St. Nov. 13, 2019	vs. UNI Dec. 15, 2019	at New Mexico Dec. 17, 2019	vs. Kansas City Feb. 14, 2020

HOMETOWN



- Home to 432,897 people, Oakland is the eighth-largest city in California and No. 45 in the U.S.
- Has a long history of elite basketball talent, including Paul Pierce, Damian Lillard and Gary Payton.
- Known as one of America's most diverse cities, Oakland features 50 distinct neighborhoods.

HIGH SCHOOL

Shadow Mountain Matadors

- Dominant boys basketball program has claimed seven state titles including five of the last six.
- Alumni include Mike Bibby (NBA), Curt Schilling (MLB), and Misty Hyman (gold medalist Olympic swimmer).

CAREER STATS

Year	School	GP	GS	MIN	MPG	TOTALS			3-POINT			FREE THROWS			REBOUNDING				PF	AST	APG	TO	BLK	STL	PTS	PPG
						FG	FGA	PCT	FG	FGA	PCT	FT	FTA	PCT	OFF	DEF	TOT	AVG								
2019-20 (Fr.)	Grand Canyon	30	30	1,038	34.6	112	266	42.1	23	86	26.7	75	100	75.0	18	146	164	5.5	68	109	3.6	62	1	48	322	10.7
Career Total		30	30	1,038	34.6	112	266	42.1	23	86	26.7	75	100	75.0	18	146	164	5.5	68	109	3.6	62	1	48	322	10.7

THE LOPES » JOVAN BLACKSHER JR.

FRESHMAN | 2019-20

GRAND CANYON

#	Date	Opponent	W/L	GS	MIN	TOTALS			3-POINT			FREE THROWS			REBOUNDING			AST	STL	BLK	TO	PF	PTS
						FG	FGA	PCT	FG	FGA	PCT	FT	FTA	PCT	OFF	DEF	TOT						
1	Nov. 5	Davenport	L	1	38	7	11	63.6	0	3	0.0	1	3	33.3	0	3	3	3	3	0	3	1	15
2	Nov. 8	Illinois	L	1	34	6	15	40.0	0	1	0.0	2	3	66.7	1	2	3	3	1	0	1	4	14
3	Nov. 13	at San Diego State	L	1	39	3	9	33.3	1	3	33.3	7	9	77.8	0	10	10	2	1	0	0	0	14
4	Nov. 16	Arkansas- Pine Bluff	W	1	32	2	6	33.3	0	2	0.0	2	2	100.0	0	5	5	5	2	0	4	0	6
5	Nov. 19	Montana State	W	1	39	2	9	22.2	1	3	33.3	2	2	100.0	1	4	5	10	2	0	1	1	7
6	Nov. 22	vs. Valparaiso	L	1	38	6	12	50.0	3	7	42.9	2	2	100.0	0	6	6	3	1	0	1	4	17
7	Nov. 23	vs. Fordham	L	1	35	3	6	50.0	0	2	0.0	2	2	100.0	1	2	3	3	1	0	7	3	8
8	Nov. 25	vs. Illinois State	W	1	38	4	13	30.8	1	7	14.3	1	1	100.0	0	6	6	4	2	0	1	1	10
9	Nov. 30	Purdue Fort Wayne	L	1	35	5	11	45.5	3	5	60.0	5	6	83.3	0	2	2	1	2	0	0	1	18
10	Dec. 3	Mount St. Mary's	W	1	32	1	7	14.3	0	2	0.0	5	6	83.3	0	3	3	0	3	0	2	2	7
11	Dec. 8	vs. Liberty	L	1	38	3	8	37.5	0	3	0.0	0	0	0.0	1	4	5	4	0	0	4	3	6
12	Dec. 12	Northern Iowa	L	1	30	5	15	33.3	0	6	0.0	2	3	66.7	1	6	7	1	4	0	0	1	12
13	Dec. 17	at New Mexico	L	1	37	5	10	50.0	0	1	0.0	2	3	66.7	2	1	3	8	3	1	5	2	12
14	Dec. 21	Eastern Illinois	W	1	38	3	8	37.5	0	2	0.0	2	2	100.0	1	7	8	3	1	0	2	1	8
15	Jan. 4	at CSU Bakersfield	L	1	37	4	8	50.0	1	4	25.0	5	8	62.5	1	4	5	3	2	0	4	2	14
16	Jan. 11	California Baptist	L	1	34	2	8	25.0	1	4	25.0	0	0	0.0	0	8	8	3	0	0	4	4	5
17	Jan. 16	at Chicago State	W	1	29	2	6	33.3	1	3	33.3	3	4	75.0	1	5	6	4	1	0	2	4	8
18	Jan. 19	at Kansas City	W	1	35	2	5	40.0	0	1	0.0	0	0	0.0	0	10	10	2	1	0	0	0	4
19	Jan. 23	Seattle U	W	1	25	3	7	42.9	0	2	0.0	1	1	100.0	0	7	7	2	3	0	0	5	7
20	Jan. 25	Utah Valley	L	1	35	2	6	33.3	0	1	0.0	0	0	0.0	1	5	6	4	0	0	3	5	4
21	Jan. 30	at UT Rio Grande Valley	W	1	32	5	10	50.0	1	2	50.0	2	2	100.0	2	4	6	6	3	0	3	3	13
22	Feb. 1	at New Mexico State	L	1	32	4	8	50.0	1	4	25.0	4	6	66.7	0	2	2	1	0	0	2	1	13
23	Feb. 8	at California Baptist	W	1	32	4	10	40.0	2	4	50.0	5	6	83.3	0	5	5	5	2	0	2	4	15
24	Feb. 13	Kansas City	W	1	41	5	9	55.6	2	4	50.0	5	7	71.4	0	12	12	5	1	0	1	1	17
25	Feb. 15	Chicago State	W	1	34	4	7	57.1	1	3	33.3	5	7	71.4	1	5	6	5	2	0	3	1	14
26	Feb. 20	at Seattle U	L	1	39	7	10	70.0	1	2	50.0	6	8	75.0	1	3	4	5	2	0	1	5	21
27	Feb. 22	at Utah Valley	L	1	30	2	11	18.2	0	0	0.0	1	2	50.0	1	3	4	3	3	0	0	2	5
28	Feb. 27	New Mexico State	L	1	32	1	4	25.0	0	0	0.0	0	0	0.0	1	3	4	2	0	0	2	1	2
29	Feb. 29	UT Rio Grande Valley	L	1	35	6	9	66.7	2	2	100.0	1	3	33.3	0	5	5	5	1	0	3	4	15
30	March 7	CSU Bakersfield	W	1	35	4	8	50.0	1	3	33.3	2	2	100.0	1	4	5	4	1	0	1	2	11

OUTLOOK

REVIEW

TEAM

THIS IS GCU

HISTORY





OUTLOOK

REVIEW

TEAM



THIS IS GCU

HISTORY





#11 RASHAD SMITH

GUARD JR. 6-5 190 CHANDLER, ARIZ.

[@Rashad2324](#) [@rashad_smith](#)

GRAND CANYON

2020-21 | Junior

- Set to make Division I debut.

PIMA CC

Tucson, Ariz.

2019-20 | Sophomore

- Averaged 18.8 points, 8.3 rebounds, 5.7 assists, 1.7 steals and 1.3 blocks.
- His 171 total assists led the team and ranked 14th in the NJCAA Division II ranks.
- Set a career high with 34 points in his second-to-last junior college game vs. Glendale on Feb. 25.
- Matched a career-best five 3-pointers in a 31-point performance at Central Arizona on Feb. 1.
- Tallied double-digit rebounds 10 times.

2018-19 | Freshman

- Started all 36 games for a high-scoring Pima team that scored 96.9 points per game and went 29-7, claiming an NJCAA District I Championship.
- Averaged 13.0 points, 6.0 rebounds and 5.0 assists.
- One of just five players in NJCAA Division II to start 36 or more games.
- His 180 assists on the year led the team and ranked seventh nationally.
- Had seven 20-point performances, highlighted by 24 points at Tohono O'odham on Dec. 12.
- Shot 5 of 6 from distance in a hometown win at Chandler-Gilbert on Jan. 12.

HIGH SCHOOL

Hamilton High School | Chandler, Ariz.

- Appeared in 74 games over a three-year varsity career.
- Averaged 11.4 points for his career including 15.2 points as a junior in 2016-17.

PERSONAL

- Son of Rashad Smith and Rachel Wilkins.
- He chose GCU because of the Christian ideals and that students are heavily invested in sports.
- Favorite sports team is the Los Angeles Lakers.
- Enjoyed watching Kobe Bryant, Kevin Durant and LeBron James growing up.

CAREER HIGHS PREVIOUS SCHOOL

POINTS	REB.	ASSISTS	3-PT M
34	14	1	5
vs. Glendale CC Feb. 25, 2020	at Chandler-Gilbert Feb. 19, 2020	2 times, last: vs. AZ Western Jan. 30, 2019	3 times, last: vs. Central AZ Feb. 1, 2020
FT M	STEALS	BLOCKS	MINUTES
12	4	3	40
vs. Central AZ Feb. 1, 2020	at Tohono O'odham Feb. 8, 2020	vs. AZ Western Dec. 9, 2019	at AZ Western Jan. 29, 2020

HOMETOWN



- A prominent suburb to the southeast of Phoenix with a population of 247,328.
- Noted for its annual Ostrich Festival.
- Leading employer, Intel, employs 11,300 more than double any other company in the city.
- Ranked as one of the nation's fastest-growing cities.

HIGH SCHOOL

Hamilton Huskies

- Established in 1998 with a student enrollment of 4,100 students.
- Alumni include Jake Wong, former GCU baseball pitcher and third-round pick of San Francisco in 2018.

CAREER STATS

(SHADING DENOTES PREVIOUS SCHOOL)

Year	School	GP	GS	MIN	MPG	TOTALS			3-POINT			FREE THROWS			REBOUNDING				PF	AST	APG	TO	BLK	STL	PTS	PPG
						FG	FGA	PCT	FG	FGA	PCT	FT	FTA	PCT	OFF	DEF	TOT	AVG								
2018-19 (Fr.)	Pima CC	36	36	--	--	168	359	46.8	54	166	32.5	77	105	73.3	57	160	217	6.0	83	180	5.0	110	32	56	467	13.0
2019-20 (So.)	Pima CC	30	30	--	--	190	391	48.6	57	155	36.8	127	168	75.6	83	166	249	8.3	85	171	5.7	85	39	52	564	18.8
Career Total		66	66	--	--	358	750	47.7	111	321	34.6	204	273	74.7	140	326	466	7.1	168	351	5.3	195	71	108	1,031	15.6

THE LOPES » RASHAD SMITH

FRESHMAN | 2018-19

PIMA COMMUNITY COLLEGE

#	Date	Opponent	W/L	GS	MIN	TOTALS			3-POINT			FREE THROWS			REBOUNDING			AST	STL	BLK	TO	PF	PTS
						FG	FGA	PCT	FG	FGA	PCT	FT	FTA	PCT	OFF	DEF	TOT						
1	Nov. 9	Arizona Christian JV	W	1	--	9	12	75.0	1	3	33.3	2	5	40.0	3	3	6	5	1	1	1	2	21
2	Nov. 15	Grand Canyon Club	W	1	--	6	7	85.7	2	3	50.0	0	0	0.0	0	0	0	11	2	0	4	2	13
3	Nov. 16	Golden State Prep	W	1	--	3	7	42.9	0	2	0.0	7	10	70.0	2	4	6	6	1	1	6	2	13
4	Nov. 17	Odessa	L	1	--	3	7	42.9	2	4	50.0	2	2	100.0	0	0	0	5	3	0	6	0	10
5	Nov. 20	Cochise	L	1	--	2	5	40.0	0	2	0.0	0	0	0.0	0	0	0	5	1	0	2	2	2
6	Nov. 28	Eastern Arizona	W	1	--	3	5	60.0	0	1	0.0	3	3	100.0	3	4	7	8	2	1	4	4	9
7	Dec. 2	at Arizona Western	L	1	--	5	12	41.7	1	4	25.0	3	4	75.0	1	3	4	1	2	0	2	4	14
8	Dec. 5	at Central Arizona	W	1	--	5	12	41.7	3	6	50.0	0	0	0.0	2	7	9	4	3	1	4	3	13
9	Dec. 8	Scottsdale CC	W	1	--	4	9	44.4	1	6	16.7	2	2	100.0	1	7	8	5	1	1	3	3	11
10	Dec. 12	at Tohono O'odham	W	1	--	10	15	66.7	2	4	50.0	2	2	100.0	7	6	13	7	2	0	1	3	24
11	Dec. 15	Benedictine JV	W	1	--	5	10	50.0	2	4	50.0	2	2	100.0	2	4	6	8	2	0	4	2	14
12	Dec. 28	Scale Prep Academy	W	1	--	8	12	66.7	2	4	50.0	2	4	50.0	4	4	8	7	2	2	5	1	20
13	Dec. 29	Macomb	W	1	--	2	10	20.0	0	5	0.0	2	4	50.0	2	8	10	4	3	1	1	3	6
14	Dec. 30	New Mexico JC	W	1	--	3	9	33.3	2	5	40.0	1	2	50.0	1	7	8	6	1	1	7	2	9
15	Jan. 5	Mesa	W	1	--	8	11	72.7	2	5	40.0	5	5	100.0	2	3	5	6	2	1	3	4	23
16	Jan. 9	South Mountain	W	1	--	1	7	14.3	0	4	0.0	2	4	50.0	3	3	6	5	1	2	6	0	4
17	Jan. 12	at Chandler-Gilbert	W	1	--	7	9	77.8	5	6	83.3	0	0	0.0	1	7	8	7	0	1	2	2	19
18	Jan. 16	at Phoenix College	L	1	--	3	7	42.9	1	4	25.0	2	2	100.0	2	5	7	8	2	2	4	2	9
19	Jan. 19	Glendale	W	1	--	4	1	36.4	3	7	42.9	0	0	0.0	2	2	4	4	1	2	0	1	11
20	Jan. 23	at Cochise	L	1	--	2	10	20.0	1	5	20.0	1	2	50.0	1	1	2	3	2	2	3	3	6
21	Jan. 26	at Eastern Arizona	W	1	--	11	20	55.0	0	2	0.0	0	0	0.0	2	9	11	4	3	2	1	2	22
22	Jan. 30	Arizona Western	W	1	--	1	5	20.0	0	3	0.0	2	2	100.0	2	2	4	11	1	2	4	2	4
23	Feb. 2	Central Arizona	W	1	--	3	12	25.0	0	7	0.0	5	6	83.3	2	4	6	6	1	2	0	3	11
24	Feb. 6	at Scottsdale	W	1	--	3	8	37.5	2	7	28.6	2	2	100.0	1	7	8	4	0	0	3	3	10
25	Feb. 9	Tohono O'odham	W	1	--	3	11	27.3	0	3	0.0	0	0	0.0	2	5	7	5	3	2	4	1	6
26	Feb. 13	at Mesa	W	1	--	3	11	27.3	0	5	0.0	4	4	100.0	1	6	7	2	0	0	2	4	10
27	Feb. 16	at South Mountain	L	1	--	4	9	44.4	3	5	60.0	5	7	71.4	0	7	7	4	1	0	1	2	16
28	Feb. 20	Chandler-Gilbert	W	1	--	5	13	38.5	3	7	42.9	2	2	100.0	2	4	6	3	3	0	3	3	15
29	Feb. 23	Phoenix College	W	1	--	4	5	80.0	1	1	100.0	3	4	75.0	2	5	7	7	3	2	3	0	12
30	Feb. 26	at Glendale	W	1	--	2	6	33.3	0	4	0.0	0	0	0.0	0	4	4	3	1	1	1	3	4
31	March 6	Glendale	W	1	--	8	13	61.5	4	7	57.1	1	2	50.0	2	5	7	8	1	2	2	2	21
32	March 8	Scottsdale	W	1	--	7	15	46.7	2	9	22.2	1	2	50.0	1	4	5	2	2	0	4	3	17
33	March 19	vs. (14) Cecil	L	1	--	3	8	37.5	3	4	75.0	0	0	0.0	0	5	5	1	0	0	5	5	9
34	March 21	vs. (6) St. Clair County	W	1	--	6	11	54.5	4	7	57.1	2	4	50.0	0	7	7	2	1	0	1	2	18
35	March 22	vs. (15) Pitt	W	1	--	4	10	40.0	2	6	33.3	9	10	90.0	1	6	7	2	1	0	1	1	19
36	March 23	vs. (12) Ancilla	W	1	--	8	15	53.5	1	6	16.7	3	7	42.9	0	2	2	1	1	0	7	2	20



OUTLOOK

REVIEW

TEAM

THIS IS GCU

HISTORY

SOPHOMORE | 2019-20

PIMA COMMUNITY COLLEGE

#	Date	Opponent	W/L	GS	MIN	TOTALS			3-POINT			FREE THROWS			REBOUNDING			AST	STL	BLK	TO	PF	PTS
						FG	FGA	PCT	FG	FGA	PCT	FT	FTA	PCT	OFF	DEF	TOT						
1	Nov. 9	Christian CC	W	1	--	8	13	61.5	3	5	60.0	2	2	100.0	2	8	10	5	0	0	1	2	21
2	Nov. 14	Lee	L	1	--	7	19	36.8	2	6	33.3	4	4	100.0	2	3	5	7	2	1	1	2	20
3	Nov. 15	Park University	W	1	--	5	13	38.5	0	3	0.0	8	11	72.7	4	4	8	2	3	1	4	3	18
4	Nov. 16	Howard (TX)	L	1	--	4	11	36.4	2	4	50.0	6	6	100.0	1	4	5	8	1	1	3	3	16
5	Nov. 20	at Cochise	W	1	--	4	13	30.8	1	3	33.3	5	5	100.0	5	5	10	7	2	1	4	3	14
6	Nov. 23	at Eastern Arizona	L	1	--	3	7	42.9	0	1	0.0	1	1	100.0	2	1	3	1	0	2	6	2	7
7	Dec. 4	Central Arizona	W	1	--	6	13	46.2	3	8	37.5	4	5	80.0	1	7	8	7	2	2	4	3	19
8	Dec. 7	at Scottsdale	L	1	--	0	6	0.0	0	5	0.0	0	0	0.0	1	6	7	4	1	1	3	5	0
9	Dec. 9	Arizona Western	W	1	--	6	9	66.7	4	4	100.0	7	7	100.0	2	10	12	5	1	3	6	2	23
10	Dec. 11	Tohono O'odham	W	1	--	2	6	33.3	1	5	20.0	0	0	0.0	1	3	4	8	2	1	1	0	5
11	Dec. 14	PHH Prep	W																				
12	Dec. 28	North Idaho	W	1	--	5	6	83.3	2	3	66.7	4	5	80.0	2	6	8	9	1	2	3	4	16
13	Dec. 29	Portland CC	W	1	--	4	7	57.1	0	2	0.0	2	2	100.0	3	7	10	5	3	1	3	2	10
14	Dec. 30	Colorado Northwestern	W	1	--	9	12	75.0	3	4	75.0	4	6	66.7	4	3	7	8	2	1	2	4	25
15	Jan. 4	at Mesa	L	1	--	9	15	60.0	3	6	50.0	3	6	50.0	1	8	9	1	1	0	4	1	24
16	Jan. 8	at South Mountain	L	1	--	8	12	66.7	3	5	60.0	0	0	0.0	1	5	6	3	1	1	3	4	19
17	Jan. 11	Chandler-Gilbert	W	1	--	7	12	58.3	2	6	33.3	6	7	85.7	3	6	9	4	3	2	2	3	22
18	Jan. 15	Phoenix College	L	1	--	4	8	50.0	1	3	33.3	0	0	0.0	2	6	8	9	2	2	2	3	9
19	Jan. 18	at Glendale	L	1	--	7	19	36.8	1	6	16.7	7	10	70.0	4	8	12	7	2	2	4	4	22
20	Jan. 22	Cochise	L	1	--	7	13	53.8	4	5	80.0	6	10	60.0	1	1	2	6	2	1	0	4	24
21	Jan. 25	Eastern Arizona	L	1	--	8	18	44.4	5	7	71.4	0	0	0.0	3	5	8	4	1	2	4	2	21
22	Jan. 29	at Arizona Western	W	1	--	4	11	36.4	0	3	0.0	8	13	61.5	7	5	12	7	2	1	2	3	16
23	Feb. 1	at Central Arizona	W	1	--	7	15	46.7	5	12	41.7	12	14	85.7	2	6	8	4	4	1	4	3	31
24	Feb. 5	Scottsdale	W	1	--	6	19	31.6	0	6	0.0	2	2	100.0	5	2	7	3	0	1	1	4	14
25	Feb. 8	at Tohono O'odham	W	1	--	9	19	47.4	1	3	33.3	3	6	50.0	5	8	13	5	4	1	4	5	22
26	Feb. 12	Mesa	W	1	--	5	10	50.0	1	4	25.0	9	11	81.8	3	5	8	8	1	1	1	1	20
27	Feb. 15	South Mountain	W	1	--	10	13	76.9	4	6	66.7	6	8	75.0	3	6	9	10	1	2	2	1	30
28	Feb. 19	at Chandler-Gilbert	W	1	--	5	9	55.6	0	3	0.0	3	5	60.0	5	9	14	8	1	1	3	2	13
29	Feb. 22	at Phoenix	L	1	--	10	16	62.5	3	7	42.9	5	8	62.5	1	3	4	7	2	1	3	4	28
30	Feb. 25	Glendale	L	1	--	13	25	52.0	2	10	20.0	6	10	60.0	3	8	11	2	3	2	4	2	34
31	March 4	at Scottsdale	W																				
32	March 6	at Glendale	L	1	--	8	22	36.4	1	10	10.0	4	4	100.0	4	8	12	7	2	1	1	4	21

OUTLOOK

REVIEW


TEAM

THIS IS GCU

HISTORY







#15 RAEF GERDES

FORWARD JR. 6-7 180 LEE'S SUMMIT, MO.

[@rg1five](#) [@raefgerdes](#)

GRAND CANYON

2020-21 | Junior

- Set for third season with the Lopes.

2019-20 | Sophomore

- Appeared in 14 games, including first career start at Utah Valley on Feb. 22 where he played a career-high 10 minutes.

2018-19 | Freshman

- Became a favorite of the Havocs student section with his late-game entries.
- Scored first career points with a 3-pointer at Chicago State on Feb. 16.
- Made two 3-pointers against California Baptist on Feb. 21.

HIGH SCHOOL

Summit Christian Academy | Lee's Summit, Mo.

- Helped the Eagles to a 67-33 mark during his four-year career.
- Averaged 15.0 points as a senior for the team's second-highest scoring average. Shot 39% from 3-point range.
- Earned honors on all-district first team and all-conference second team.
- Cites his top high school memory as winning three consecutive games to claim the Eagle Invitational championship as a senior.
- High school teammate Preston Kliewer played two years of basketball at MidAmerica Nazarene and is now a team manager for the Lopes.
- Shared the court as a senior with his younger brother, Jared. The brothers represented the Eagles' top two rebounders in 2017-18.

PERSONAL

- Parents are Daniel and Karen Gerdes.
- Father, Daniel, played basketball at Wartburg College from 1983 to 1987. Ranks in the program's top 10 for career blocks (65).
- Career goals include becoming a filmmaker for a sports team or company.

CAREER STATS

Year	School	GP	GS	MIN	MPG	TOTALS			3-POINT			FREE THROWS			REBOUNDING				PF	AST	APG	TO	BLK	STL	PTS	PPG
						FG	FGA	PCT	FG	FGA	PCT	FT	FTA	PCT	OFF	DEF	TOT	AVG								
2018-19 (Fr.)	Grand Canyon	7	0	19	2.7	3	8	37.5	3	7	42.9	2	4	50.0	0	0	0	0.0	0	2	0.3	0	0	0	11	1.6
2019-20 (So.)	Grand Canyon	14	1	53	3.8	0	1	0.0	0	1	0.0	3	6	50.0	1	2	3	0.2	0	5	0.4	2	0	1	3	0.2
Career Total		21	1	72	3.4	3	9	33.3	3	8	37.5	5	10	50.0	1	2	3	0.1	0	7	0.3	2	0	1	14	0.7

CAREER HIGHS

POINTS	REB.	ASSISTS	3-PT M
6	1	3	2
vs. Cal Baptist Feb. 21, 2019	at NM State Feb. 1, 2020	at Chicago St. Jan. 16, 2020	vs. Cal Baptist Feb. 21, 2019
FT M	STEALS	BLOCKS	MINUTES
2	1	--	10
at Kansas City Jan. 19, 2020	at Chicago St. Jan. 16, 2020	--	vs. Utah Valley Feb. 22, 2020

HOMETOWN



- Lee's Summit sits on the southeast edge of the Kansas City metro area and is home to 98,461 people.
- Sixth-largest city in Missouri.
- Hometown of MLB pitcher Trevor Rosenthal.
- Makes frequent appearances in the top half of the list of "100 Best Cities to Live in the United States."

THE LOPES » RAEF GERDES

FRESHMAN | 2018-19

GRAND CANYON

#	Date	Opponent	W/L	GS	MIN	TOTALS			3-POINT			FREE THROWS			REBOUNDING			AST	STL	BLK	TO	PF	PTS
						FG	FGA	PCT	FG	FGA	PCT	FT	FTA	PCT	OFF	DEF	TOT						
1	Nov. 6	at South Dakota State	L																				
2	Nov. 10	Delaware State	W		2	0	1	0.0	0	1	0.0	1	2	50.0	0	0	0	0	0	0	0	1	
3	Nov. 12	Jacksonville	W																				
4	Nov. 16	Arkansas State	W																				
5	Nov. 22	vs. Seton Hall	L																				
6	Nov. 23	vs. Utah	L																				
7	Nov. 25	vs. La Salle	W																				
8	Dec. 1	Boise State	W																				
9	Dec. 9	vs. Nevada	L																				
10	Dec. 15	at Texas	L																				
11	Dec. 19	at Northern Iowa	W																				
12	Dec. 22	Mississippi Valley State	W																				
13	Dec. 29	at San Diego	L																				
14	Jan. 3	Utah Valley	W																				
15	Jan. 5	Seattle U	W		1	0	0	0.0	0	0	0.0	0	0	0.0	0	0	0	0	0	0	0	0	
16	Jan. 10	at New Mexico State	L																				
17	Jan. 12	at UT Rio Grande Valley	W																				
18	Jan. 17	Chicago State	W		6	0	3	0.0	0	3	0.0	0	0	0.0	0	0	0	0	0	0	0	0	
19	Jan. 19	Kansas City	W		2	0	0	0.0	0	0	0.0	1	2	50.0	0	0	0	0	0	0	0	1	
20	Jan. 26	at California Baptist	W																				
21	Feb. 2	at CSU Bakersfield	W																				
22	Feb. 7	UT Rio Grande Valley	L																				
23	Feb. 9	New Mexico State	L																				
24	Feb. 14	at Kansas City	L																				
25	Feb. 16	at Chicago State	W		4	1	2	50.0	1	1	100.0	0	0	0.0	0	0	0	1	0	0	0	3	
26	Feb. 21	California Baptist	W		4	2	2	100.0	2	2	100.0	0	0	0.0	0	0	0	0	0	0	0	6	
27	Feb. 27	Eastern New Mexico	W		4	0	0	0.0	0	0	0.0	0	0	0.0	0	0	0	1	0	0	0	0	
28	March 2	CSU Bakersfield	W																				
29	March 7	at Utah Valley	L																				
30	March 9	at Seattle U	L																				
31	March 14	vs. (6) Seattle U	W																				
32	March 15	vs. (2) Utah Valley	W																				
33	March 16	vs. (1) New Mexico State	L																				
34	March 20	at West Virginia	L																				

OUTLOOK

REVIEW

TEAM

THIS IS GCU

HISTORY



SOPHOMORE | 2019-20

GRAND CANYON

#	Date	Opponent	W/L	GS	MIN	TOTALS			3-POINT			FREE THROWS			REBOUNDING			AST	STL	BLK	TO	PF	PTS
						FG	FGA	PCT	FG	FGA	PCT	FT	FTA	PCT	OFF	DEF	TOT						
1	Nov. 5	Davenport	L																				
2	Nov. 8	Illinois	L																				
3	Nov. 13	at San Diego State	L																				
4	Nov. 16	Arkansas- Pine Bluff	W		1	0	0	0.0	0	0	0.0	0	0	0.0	0	0	0	0	0	0	0	0	
5	Nov. 19	Montana State	W																				
6	Nov. 22	vs. Valparaiso	L																				
7	Nov. 23	vs. Fordham	L																				
8	Nov. 25	vs. Illinois State	W																				
9	Nov. 30	Purdue Fort Wayne	L		1	0	0	0.0	0	0	0.0	0	0	0.0	0	0	0	0	0	0	0	0	
10	Dec. 3	Mount St. Mary's	W																				
11	Dec. 8	vs. Liberty	L																				
12	Dec. 12	Northern Iowa	L		3	0	0	0.0	0	0	0.0	0	0	0.0	0	0	0	0	0	0	0	0	
13	Dec. 17	at New Mexico	L		1	0	0	0.0	0	0	0.0	0	0	0.0	0	0	0	0	0	0	0	0	
14	Dec. 21	Eastern Illinois	W		3	0	0	0.0	0	0	0.0	0	0	0.0	0	0	0	0	0	0	0	0	
15	Jan. 4	at CSU Bakersfield	L																				
16	Jan. 11	California Baptist	L																				
17	Jan. 16	at Chicago State	W		9	0	0	0.0	0	0	0.0	0	0	0.0	0	0	0	3	1	0	0	0	
18	Jan. 19	at Kansas City	W		5	0	0	0.0	0	0	0.0	2	2	100.0	0	0	0	0	0	0	0	2	
19	Jan. 23	Seattle U	W		0+	0	0	0.0	0	0	0.0	0	0	0.0	0	0	0	0	0	0	0	0	
20	Jan. 25	Utah Valley	L																				
21	Jan. 30	at UT Rio Grande Valley	W		1	0	0	0.0	0	0	0.0	0	0	0.0	0	0	0	0	0	0	0	0	
22	Feb. 1	at New Mexico State	L		8	0	1	0.0	0	1	0.0	0	2	0.0	0	1	1	0	0	0	0	0	
23	Feb. 8	at California Baptist	W																				
24	Feb. 13	Kansas City	W																				
25	Feb. 15	Chicago State	W		4	0	0	0.0	0	0	0.0	1	2	50.0	0	0	0	0	0	0	0	1	
26	Feb. 20	at Seattle U	L		0+	0	0	0.0	0	0	0.0	0	0	0.0	1	1	2	0	0	0	0	0	
27	Feb. 22	at Utah Valley	L		1	10	0	0	0.0	0	0	0.0	0	0	0.0	0	0	0	1	0	0	0	
28	Feb. 27	New Mexico State	L		8	0	0	0.0	0	0	0.0	0	0	0.0	0	0	0	1	0	0	1	0	
29	Feb. 29	UT Rio Grande Valley	L																				
30	March 7	CSU Bakersfield	W																				

OUTLOOK

REVIEW

TEAM

THIS IS GCU

HISTORY





GCU
21

GCU

GCU
BASKETBALL



#21 LIAM LLOYD

GUARD FR. 6-5 190 SPOKANE, WASH.

@LiamLloyd
 @liam_.lloyd

GRAND CANYON

2020-21 | Freshman

- Set to begin collegiate career.

HIGH SCHOOL

Gonzaga Preparatory | Spokane, Wash.

- Accumulated over 1,000 points and took home two state championships in a decorated career.
- Helped lead the Bullpups to a 69-10 mark in his three-year varsity career.
- Opened senior season with 46-point performance, beginning a season where he averaged 23 points, six assists and six rebounds with 41% 3-point shooting.

PERSONAL

- Parents are Tommy and Chanelle Lloyd.
- Father, Tommy, is the associate head coach of the Gonzaga men's basketball team.
- Father, Tommy, played basketball at Walla Walla CC, Colorado State-Pueblo and Whitman College before playing professionally in Australia and Germany. A 52-point performance while at Walla Walla remains the program's record.
- Chose GCU for: "The Havocs and the amazing school community which I felt I could grow as a person and a better basketball player."

CAREER STATS

(SHADING DENOTES PREVIOUS SCHOOL)

Year	School	GP	GS	MIN	MPG	TOTALS			3-POINT			FREE THROWS			REBOUNDING				PF	AST	APG	TO	BLK	STL	PTS	PPG	
						FG	FGA	PCT	FG	FGA	PCT	FT	FTA	PCT	OFF	DEF	TOT	AVG									
2020-21 (Fr.)	Grand Canyon	--	--	--	--	--	--	--	--	--	--	--	--	--	--	--	--	--	--	--	--	--	--	--	--	--	--
Career Total		--	--	--	--	--	--	--	--	--	--	--	--	--	--	--	--	--	--	--	--	--	--	--	--	--	--

CAREER HIGHS

POINTS	REB.	ASSISTS	3-PT M
--	--	--	--
--	--	--	--
FT M	STEALS	BLOCKS	MINUTES
--	--	--	--
--	--	--	--

HOMETOWN



- The eastern Washington city sits just 18 miles east of the Washington-Idaho border.
- It is known as the birthplace of Father's Day.
- The city of Spokane has hosted the NCAA Tournament first and second rounds five times with a sixth installment in 2020 canceled.

HIGH SCHOOL

Gonzaga Prep Bullpups

- Dominant boys basketball program has claimed three state titles and five league titles since 2010.
- Alumni include singer Bing Crosby and NBA legend John Stockton.





#22 JAYDEN STONE

GUARD FR. 6-4 180 PERTH, AUSTRALIA

@JaydenSballin

GRAND CANYON

2020-21 | Freshman

- Set to begin collegiate career.

HIGH SCHOOL

Sunrise Christian Academy | Bel Aire, Kan.

- Moved to powerhouse Sunrise Christian program for senior season in 2019-20.
- Helped lead the school to a 22-3 record against a national prep schedule.
- Had a 17-point effort on a nationally televised 91-48 victory against Hillcrest Prep in the Hoophall Classic.
- Team was seeded third heading into GEICO Nationals before cancellation due to COVID-19.
- Named a McDonald's All-American nominee.

Sacred Heart Catholic HS | Anniston, Ala.

- Played junior season at Sacred Heart in 2018-19.
- Named 2019 Alabama 2A Player of the Year.
- As a junior in 2018-19, helped lead the Cardinals to the Class 2A championship game.
- Averaged a double-double with 21.2 points and 10.2 rebounds.
- Was considered the state's top 2020 basketball prospect prior to departing for Kansas.
- Earned first team all-state honors.

Central Park Christian HS | Birmingham, Ala.

- Played sophomore season at Central Park in 2017-18 before being forced to transfer after school ended basketball program.

PERSONAL

- Parents are Shawn and Tracey Stone.
- Grew up in Western Australia before moving stateside for high school hoops, a difficult decision to leave family.
- Father, Shawn, played basketball at MiraCosta College (1991 to 1993) and Cal State Northridge (1993 to 1995). He was the Matadors' leading rebounder in 1993-94 with 134 boards. He spent four years in the Marines prior to playing college basketball. He had a seven-year professional career in Australia, where Jayden was born.
- Hobbies off the court include attending church functions and playing cards.
- Chose GCU as he "had been praying earlier, asking the Lord to guide my steps. Then Coach Drew called."
- Had offers from many programs, giving closest consideration to Auburn, Baylor and Michigan State.
- If he wasn't playing basketball, it'd be Australian football.
- Favorite bible verse is Isaiah 40:31 which he used in his post announcing his commitment to GCU.
- His favorite professional sports teams are the Los Angeles Lakers and Tottenham Hotspurs.
- His top three athletes to watch growing up include Kobe Bryant, Cristiano Ronaldo and his father.

CAREER HIGHS

POINTS	REB.	ASSISTS	3-PT M
--	--	--	--
--	--	--	--
FT M	STEALS	BLOCKS	MINUTES
--	--	--	--
--	--	--	--

HOMETOWN



Perth, Australia

- The capital and largest city in the state of Western Australia with a 2018 population of 2.05 million.
- Perth has a mix of professional sports that range from Australian rules football to ice hockey.
- The Western Australian Academy of Performing Arts has produced actors Hugh Jackman and Heath Ledger.

HIGH SCHOOL

Sunrise Christian Stampede

- A small school that has an enrollment of 500 students with an average of 45-50 graduating seniors a year.
- Notable alumni include Oklahoma's Buddy Hield, the 6th pick in the 2016 NBA Draft.

CAREER STATS

Year	School	GP	GS	MIN	MPG	TOTALS			3-POINT			FREE THROWS			REBOUNDING				PF	AST	APG	TO	BLK	STL	PTS	PPG
						FG	FGA	PCT	FG	FGA	PCT	FT	FTA	PCT	OFF	DEF	TOT	AVG								
2019-20 (Fr.)	Grand Canyon	--	--	--	--	--	--	--	--	--	--	--	--	--	--	--	--	--	--	--	--	--	--	--	--	--
Career Total		--	--	--	--	--	--	--	--	--	--	--	--	--	--	--	--	--	--	--	--	--	--	--	--	--





#24 BRYCE OKPOH

FORWARD SO. 6-6 190 THE COLONY, TEXAS

[@BryceOkpoh24](#) [@bzoe24](#)

GRAND CANYON

2020-21 | Sophomore

- Set for second season with the GCU program.

2019-20 | Freshman

- Played in all 30 games, starting over half of them (16).
- Ranked second on the team with 33 offensive rebounds.
- Earned his first career start in GCU's Paradise Jam finale against Illinois State and became the first GCU player to have eight or more rebounds in his first collegiate start (D-I era).
- Had a season-high nine points at Utah Valley on Feb. 22 on 3-of-4 shooting.
- Had career high of eight rebounds on three occasions: Nov. 25 vs. Illinois State; Dec. 21 vs. Eastern Illinois; Jan. 23 vs. Seattle U.

HIGH SCHOOL

The Colony High School | The Colony, Texas

- Averaged 14.0 points and 7.6 rebounds during his 36-game senior season in 2018-19, leading to his third selection to the all-district first team.
- Was a four-year varsity starter and accumulated 93 victories over his career.
- Scored 1,496 points to rank second in school history.
- Set to attend prep school out of high school before committing to GCU.
- Made immediate impact for school's varsity squad, earning district all-defensive team and newcomer of the year honors as a freshman.

PERSONAL

- Parents are Anthony Okpoh and Esther Jowi-Okpoh.
- Brother, Brent, played basketball at Collin College (Plano, Texas) in 2012-13.
- Chose GCU for "great vibes on campus and the basketball program is an up-and-coming program."
- If he wasn't playing basketball, it'd be football.
- Cites favorite athletes to watch growing up as LeBron James, Kobe Bryant and Deron Williams.

CAREER STATS

Year	School					TOTALS			3-POINT			FREE THROWS			REBOUNDING											
		GP	GS	MIN	MPG	FG	FGA	PCT	FG	FGA	PCT	FT	FTA	PCT	OFF	DEF	TOT	AVG	PF	AST	APG	TO	BLK	STL	PTS	PPG
2019-20 (Fr.)	Grand Canyon	30	16	480	16.0	19	48	39.6	0	1	0.0	24	42	57.1	33	57	90	3.0	57	9	0.3	15	9	7	62	2.1
Career Total		30	16	480	16.0	19	48	39.6	0	1	0.0	24	42	57.1	33	57	90	3.0	57	9	0.3	15	9	7	62	2.1

CAREER HIGHS

POINTS	REB.	ASSISTS	3-PT M
9	8	2	--
at Utah Valley Feb. 22, 2020	3 times, last: vs. Seattle U Jan. 23, 2020	vs. Seattle U Jan. 23, 2020	-- --
FT M	STEALS	BLOCKS	MINUTES
4	2	2	30
2 times, last: vs. NM State Feb. 27, 2020	vs. NM State Feb. 27, 2020	at CSUB Jan. 4, 2020	at UTRGV Jan. 30, 2020

HOMETOWN



The Colony, Texas

- A prominent suburb of Dallas home to 43,402 people.
- In 2003, named *Sports Illustrated* 50th Anniversary 'Sports Town of The United States' for its "involvement in facilitating and enhancing quality sports."
- Has 23 miles of shoreline on a lake, making it a hotbed for recreation and watersports.

HIGH SCHOOL

The Colony Cougars

- School was opened in 1986.
- Notable alumni include former NBA All-Star Deron Williams and former NFL offensive tackle Mike Williams.

THE LOPES » BRYCE OKPOH

FRESHMAN | 2019-20

GRAND CANYON

#	Date	Opponent	W/L	GS	MIN	TOTALS			3-POINT			FREE THROWS			REBOUNDING			AST	STL	BLK	TO	PF	PTS
						FG	FGA	PCT	FG	FGA	PCT	FT	FTA	PCT	OFF	DEF	TOT						
1	Nov. 5	Davenport	L		7	0	1	0.0	0	1	0.0	0	0	0.0	1	0	1	0	0	0	1	0	
2	Nov. 8	Illinois	L		9	0	2	0.0	0	0	0.0	0	0	0.0	0	0	0	0	0	0	1	0	
3	Nov. 13	at San Diego State	L		5	0	0	0.0	0	0	0.0	0	0	0.0	1	0	1	0	0	0	1	0	
4	Nov. 16	Arkansas- Pine Bluff	W		13	0	2	0.0	0	0	0.0	2	2	100.0	0	0	0	0	0	0	2	1	2
5	Nov. 19	Montana State	W		9	0	1	0.0	0	0	0.0	0	0	0.0	2	0	2	0	0	0	0	2	0
6	Nov. 22	vs. Valparaiso	L		14	0	0	0.0	0	0	0.0	0	0	0.0	0	2	2	0	0	0	0	4	0
7	Nov. 23	vs. Fordham	L		6	0	1	0.0	0	0	0.0	0	0	0.0	0	0	0	0	0	0	0	0	0
8	Nov. 25	vs. Illinois State	W	1	29	0	1	0.0	0	0	0.0	0	1	0.0	3	5	8	0	0	0	0	3	0
9	Nov. 30	Purdue Fort Wayne	L		14	1	1	100.0	0	0	0.0	0	1	0.0	0	2	2	0	1	0	1	2	2
10	Dec. 3	Mount St. Mary's	W	1	27	3	3	100.0	0	0	0.0	1	2	50.0	2	5	7	0	0	1	0	2	7
11	Dec. 8	vs. Liberty	L	1	20	0	1	0.0	0	0	0.0	1	2	50.0	2	2	4	0	0	0	0	4	1
12	Dec. 12	Northern Iowa	L	1	17	0	0	0.0	0	0	0.0	1	2	50.0	2	1	3	0	0	1	0	1	1
13	Dec. 17	at New Mexico	L		7	1	2	50.0	0	0	0.0	0	0	0.0	0	0	0	0	1	0	0	0	2
14	Dec. 21	Eastern Illinois	W		23	2	5	40.0	0	0	0.0	0	1	0.0	3	5	8	1	1	1	2	2	4
15	Jan. 4	at CSU Bakersfield	L		11	0	1	0.0	0	0	0.0	0	0	0.0	1	1	2	0	0	1	1	2	0
16	Jan. 11	California Baptist	L		15	0	2	0.0	0	0	0.0	0	0	0.0	1	2	3	0	1	0	0	2	0
17	Jan. 16	at Chicago State	W	1	13	0	0	0.0	0	0	0.0	1	2	50.0	0	1	1	0	0	0	0	4	1
18	Jan. 19	at Kansas City	W	1	28	0	1	0.0	0	0	0.0	2	2	100.0	0	3	3	0	1	1	2	4	2
19	Jan. 23	Seattle U	W	1	21	3	6	50.0	0	0	0.0	0	0	0.0	5	3	8	2	0	0	3	5	6
20	Jan. 25	Utah Valley	L	1	21	1	1	100.0	0	0	0.0	2	4	50.0	1	2	3	1	0	1	0	2	4
21	Jan. 30	at UT Rio Grande Valley	W	1	30	1	2	50.0	0	0	0.0	4	6	66.7	2	3	5	0	0	0	0	1	6
22	Feb. 1	at New Mexico State	L	1	19	0	1	0.0	0	0	0.0	0	0	0.0	1	5	6	0	0	0	0	0	0
23	Feb. 8	at California Baptist	W	1	20	0	0	0.0	0	0	0.0	0	2	0.0	1	2	3	1	0	1	1	0	0
24	Feb. 13	Kansas City	W	1	12	0	0	0.0	0	0	0.0	0	0	0.0	0	0	0	0	0	0	0	2	0
25	Feb. 15	Chicago State	W	1	14	1	1	100.0	0	0	0.0	1	2	50.0	0	2	2	1	0	0	1	4	3
26	Feb. 20	at Seattle U	L	1	8	1	3	33.3	0	0	0.0	2	3	66.7	0	1	1	0	0	0	1	2	4
27	Feb. 22	at Utah Valley	L		22	3	4	75.0	0	0	0.0	3	4	75.0	2	3	5	0	0	1	0	2	9
28	Feb. 27	New Mexico State	L	1	24	2	3	66.7	0	0	0.0	4	6	66.7	1	5	6	1	2	0	0	1	8
29	Feb. 29	UT Rio Grande Valley	L	1	18	0	3	0.0	0	0	0.0	0	0	0.0	2	2	4	1	0	0	0	2	0
30	March 7	CSU Bakersfield	W		7	0	0	0.0	0	0	0.0	0	0	0.0	0	0	0	1	0	0	0	0	0



OUTLOOK

REVIEW

TEAM

THIS IS GCU

HISTORY



OUTLOOK

REVIEW

TEAM



THIS IS GCU

HISTORY



FOULS
4

GCU
25

GCU



#25 ALESSANDRO LEVER

CENTER SR. 6-10 235 BOLZANO, ITALY

@LeverAlessandro @alessandro_lever

GRAND CANYON

2020-21 | Senior

- Needs 407 points to surpass Joshua Braun for No. 2 on GCU's all-time scoring list and No. 1 at the Division I level.
- Needs 25 games to have appeared in more games than any other GCU player.

2019-20 | Junior

- Earned All-WAC second-team honors.
- Led GCU in scoring (15.7), rebounds (6.0), and field-goal percentage (53.5%).
- Became the third member (DeWayne Russell, Joshua Braun) of GCU's D-I 1,000-point club in the Colangelo Classic game vs. Liberty on Dec. 8.
- Moved into second in GCU's D-I scoring ranks, passing DeWayne Russell, on Feb. 22.
- Ranked third in the conference in scoring and eighth in rebounding.
- Was one of just 30 players nationally to average 15 points while shooting better than 53.0%.
- Set a career high with 14 rebounds in GCU's win over Utah Valley on Jan. 25.
- Had three double-doubles: Nov. 23 vs. Fordham (19 points, 10 rebounds); Dec. 17 at New Mexico (18 points, 11 rebounds); Jan. 25 vs. Utah Valley (20 points, 14 rebounds).
- Collected two WAC Player of the Week honors: Dec. 23 following 19-of-23 shooting against New Mexico and Eastern Illinois; Jan. 20 after averaging 19.5 points in games at Chicago State and Kansas City.

2018-19 | Sophomore

- Improved scoring average from 12.2 as freshman to 12.5 as sophomore.
- Made 35 percent of his 3-point attempts, a 3% increase from his freshman season despite attempting 42 more.
- Second on the team and 13th in the WAC for scoring at 12.5 points per game.
- Recorded successive season highs for points with 26 against Mississippi Valley State on Dec. 22 and 27 against San Diego on Dec. 29.
- Posted a double-double against La Salle with 17 points and a career-high tying 10 rebounds on Dec. 29.

2017-18 | Freshman

- Was picked as WAC Freshman of the Year and named to the All-WAC first team.
- Led GCU with 12.2 points per game with an uptick to 15.8 during conference play.
- During WAC play, ranked third in the conference in scoring and ninth in rebounds per game (5.4).
- After coming off the bench in the Lopes' first seven games, entered the starting lineup on Dec. 9 and started the final 27 games of the season.
- Set the GCU Division I scoring record for a true freshman with 28 points at Chicago State on Jan. 18, just one game after Roberts Blumbergs established a new mark.
- Scored 20 or more points in nine games, including four consecutively from Jan. 18 through Jan. 27.
- Missed the first nine 3-point attempts of his career, but shot 36.1 percent from distance after Dec. 12.
- Helped GCU stave off an upset in its first-ever Division I conference tournament game, scoring 29 points to beat Kansas City on March 8.
- Earned all-tournament team honors at the WAC Tournament.

INTERNATIONAL

- Played on the Italian 18U and 20U National teams.
- Led Italy in scoring at the U20 European Championships in 2018 with 13.9 points per game. One of only two players in the 16-team Division A to average more than 13 points in fewer than 23 minutes.
- Led team to an eighth-place finish by finishing in the tournament's top 15 for points per game (12th, 13.9), free throw percentage (fifth, 81.0), field goal percentage (13th, 48.0) and 3-point percentage (14th, 44.4). He also averaged 5.1 rebounds per game and posted a 27-point game against Sweden during the tournament in Chemnitz, Germany.

PERSONAL

- Parents are Franco Lever and Annalisa Piccoli.
- His father coached his school basketball teams. His mother was a pro basketball player in Italy.
- Favorite player growing up was Kobe Bryant.

CAREER HIGHS

POINTS	REB.	ASSISTS	3-PT M
30	14	6	4
vs. Seattle U Feb. 22, 2018	vs. Utah Valley Jan. 25, 2020	vs. UTRGV Jan. 30, 2020	at Chicago St. Feb. 16, 2019
FT M	STEALS	BLOCKS	MINUTES
14	2	2	41
2 times, last: vs. Seattle U Feb. 22, 2018	3 times, last: vs. Cal Baptist Jan. 11, 2020	2 times, last: vs. Utah Valley March 9, 2018	2 times, last: vs. Kansas City Feb. 13, 2020

HOMETOWN



- Bolzano lies in a valley just south of the main Alps surrounded by mountains on three sides.
- 75% of Bolzano's population of 107,436 speaks Italian while the remaining quarter speaks German.
- Rated as the city with the top quality of life in Italy.
- Cultivated with vineyards, fruits and vegetables.

CAREER STATS

Year	School	GP	GS	MIN	MPG	TOTALS			3-POINT			FREE THROWS			REBOUNDING				PF	AST	APG	TO	BLK	STL	PTS	PPG
						FG	FGA	PCT	FG	FGA	PCT	FT	FTA	PCT	OFF	DEF	TOT	AVG								
2017-18 (Fr.)	Grand Canyon	34	27	724	21.3	140	309	45.3	26	81	32.1	108	141	76.6	42	107	149	4.4	90	40	1.2	59	14	12	414	12.2
2018-19 (So.)	Grand Canyon	34	33	846	24.9	153	342	44.7	40	113	35.4	80	107	74.8	42	103	145	4.3	110	47	1.4	57	2	14	426	12.5
2019-20 (Jr.)	Grand Canyon	30	30	1,001	33.4	182	340	53.5	31	81	38.3	75	95	78.9	59	120	179	6.0	87	66	2.2	59	6	14	470	15.7
Career Total		98	90	2,571	26.2	475	991	47.9	97	275	35.3	263	343	76.7	143	330	473	4.8	287	153	1.6	175	22	40	1,310	13.4

JUNIOR | 2019-20

GRAND CANYON

#	Date	Opponent	W/L	GS	MIN	TOTALS			3-POINT			FREE THROWS			REBOUNDING			AST	STL	BLK	TO	PF	PTS
						FG	FGA	PCT	FG	FGA	PCT	FT	FTA	PCT	OFF	DEF	TOT						
1	Nov. 5	Davenport	L	1	37	2	5	40.0	0	2	0.0	1	2	50.0	1	2	3	2	0	0	1	2	5
2	Nov. 8	Illinois	L	1	16	5	8	62.5	1	2	50.0	1	1	100.0	0	0	0	2	0	0	3	5	12
3	Nov. 13	at San Diego State	L	1	20	1	4	25.0	0	0	0.0	2	2	100.0	0	2	2	2	0	0	2	5	4
4	Nov. 16	Arkansas- Pine Bluff	W	1	37	9	12	75.0	1	1	100.0	6	9	66.7	2	4	6	4	1	0	1	2	25
5	Nov. 19	Montana State	W	1	35	6	16	37.5	1	5	20.0	2	2	100.0	4	3	7	5	1	0	0	2	15
6	Nov. 22	vs. Valparaiso	L	1	35	4	14	28.6	1	4	25.0	0	2	0.0	1	7	8	2	0	0	4	4	9
7	Nov. 23	vs. Fordham	L	1	35	8	13	61.5	1	5	20.0	2	2	100.0	3	7	10	0	1	0	2	2	19
8	Nov. 25	vs. Illinois State	W	1	37	9	21	42.9	2	5	40.0	3	3	100.0	1	2	3	0	2	0	3	2	23
9	Nov. 30	Purdue Fort Wayne	L	1	34	7	10	70.0	1	1	100.0	5	8	62.5	2	2	4	1	1	0	4	4	20
10	Dec. 3	Mount St. Mary's	W	1	41	7	12	58.3	2	4	50.0	0	0	0.0	2	4	6	3	0	0	2	2	16
11	Dec. 8	vs. Liberty	L	1	22	5	10	50.0	3	5	60.0	1	2	50.0	2	3	5	1	0	0	2	5	14
12	Dec. 12	Northern Iowa	L	1	33	4	10	40.0	1	5	20.0	0	0	0.0	0	4	4	2	0	1	2	2	9
13	Dec. 17	at New Mexico	L	1	38	9	10	90.0	0	1	0.0	0	0	0.0	4	7	11	2	1	0	1	3	18
14	Dec. 21	Eastern Illinois	W	1	31	10	13	76.9	3	3	100.0	1	1	100.0	1	6	7	4	1	0	2	2	24
15	Jan. 4	at CSU Bakersfield	L	1	28	4	6	66.7	1	2	50.0	0	1	0.0	0	3	3	3	0	0	0	4	9
16	Jan. 11	California Baptist	L	1	38	7	15	46.7	0	1	0.0	4	4	100.0	3	3	6	1	2	0	3	1	18
17	Jan. 16	at Chicago State	W	1	35	9	14	64.3	3	4	75.0	4	6	66.7	1	5	6	1	0	1	1	1	25
18	Jan. 19	at Kansas City	W	1	34	5	13	38.5	0	1	0.0	4	5	80.0	3	6	9	4	0	0	2	4	14
19	Jan. 23	Seattle U	W	1	30	5	8	62.5	1	2	50.0	5	5	100.0	3	4	7	0	0	1	2	4	16
20	Jan. 25	Utah Valley	L	1	36	8	17	47.1	1	5	20.0	3	4	75.0	5	9	14	4	0	0	2	3	20
21	Jan. 30	at UT Rio Grande Valley	W	1	40	7	11	63.6	1	2	50.0	5	6	83.3	1	5	6	6	0	0	3	1	20
22	Feb. 1	at New Mexico State	L	1	35	2	8	25.0	1	5	20.0	0	0	0.0	3	2	5	4	0	0	1	3	5
23	Feb. 8	at California Baptist	W	1	23	5	8	62.5	0	1	0.0	3	3	100.0	1	2	3	3	0	0	1	3	13
24	Feb. 13	Kansas City	W	1	41	6	11	54.5	1	2	50.0	5	7	71.4	2	6	8	2	0	1	4	4	18
25	Feb. 15	Chicago State	W	1	32	6	11	54.5	1	3	33.3	2	2	100.0	3	3	6	0	1	0	0	1	15
26	Feb. 20	at Seattle U	L	1	40	7	14	50.0	2	3	66.7	6	7	85.7	5	4	9	2	0	1	2	4	22
27	Feb. 22	at Utah Valley	L	1	32	8	13	61.5	0	0	0.0	7	7	100.0	1	5	6	3	1	0	2	4	23
28	Feb. 27	New Mexico State	L	1	35	8	11	72.7	1	2	50.0	0	0	0.0	0	2	2	0	1	0	1	2	17
29	Feb. 29	UT Rio Grande Valley	L	1	35	8	14	57.1	1	2	50.0	1	2	50.0	4	2	6	2	0	0	2	4	18
30	March 7	CSU Bakersfield	W	1	39	1	8	12.5	0	3	0.0	2	2	100.0	1	6	7	1	1	1	4	2	4

OUTLOOK

REVIEW

TEAM

THIS IS GCU

HISTORY







#30 GABE McGLOTHAN

FORWARD R-SO. 6-7 220 GILBERT, ARIZ.

[@GabeMcGlothan5](#) [@gabemcglathan5](#)

GRAND CANYON

2020-21 | Redshirt sophomore

- Set to begin first full campaign with GCU.

2019-20 | Redshirt

- Redshirted season due to transfer rules.

SE MISSOURI ST. *Cape Girardeau, Mo.*

2018-19 | Freshman

- Made a late-season surge when he started 11 of the final 12 games. Ended season shooting 55.1% (43 for 78) from the field in final nine games.
- Finished 10th in rebounding (7.1 per game) during conference play in the Ohio Valley Conference.
- Had four double-doubles on the season, all coming in the final two months of the season.
- Scored 18 points and pulled down 16 rebounds in first start against SIU Edwardsville on Jan. 24.
- Scored career-high 27 points on an efficient 10-for-14 shooting clip against Tennessee Tech on Feb. 7.

HIGH SCHOOL

Putnam Science Academy | Putnam, Conn.

- Played 42 games for the national prep champion.

Basha High School | Chandler, Ariz.

- Named the Premier Region Player of the Year and an all-state honoree for a Class 6A state championship team that went 30-1 in 2016-17.
- Averaged 14.2 points and 9.4 rebounds in 2016-17 and 11.1 points and 8.2 rebounds in 2015-16.

PERSONAL

- Brother, Aidan, played soccer at GCU from 2014 to 2017.
- Mother, Janelle Danley, works at GCU as an admissions manager.

CAREER STATS

Year	School	GP	GS	MIN	MPG	TOTALS			3-POINT			FREE THROWS			REBOUNDING				PF	AST	APG	TO	BLK	STL	PTS	PPG
						FG	FGA	PCT	FG	FGA	PCT	FT	FTA	PCT	OFF	DEF	TOT	AVG								
2018-19 (Fr.)	SE Missouri State	31	11	670	21.6	93	204	45.6	21	60	35.0	26	43	60.5	58	134	192	6.2	98	29	0.9	41	20	20	233	7.5
Career Total		31	11	670	21.6	93	204	45.6	21	60	35.0	26	43	60.5	58	134	192	6.2	98	29	0.9	41	20	20	233	7.5

(SHADING DENOTES PREVIOUS SCHOOL)

CAREER HIGHS

POINTS	REB.	ASSISTS	3-PT M
27	16	3	2
vs. Tennessee Tech Feb. 7, 2019	2 times, last: vs. Tennessee Tech Feb. 7, 2019	2 times, last: vs. Belmont March 2, 2019	4 times, last: vs. Tennessee St. Feb. 28, 2019
FT M	STEALS	BLOCKS	MINUTES
5	3	4	40
vs. Tennessee Tech Feb. 7, 2019	at Belmont Jan. 31, 2019	at Miss. Valley St. Dec. 4, 2018	vs. SIUE Jan. 24, 2019

HOMETOWN



- A Phoenix metro area city southeast of Phoenix.
- Held the distinction of fastest-growing U.S. city for 13 years, growing from 5,717 people in 1980 to an estimated 242,354 in 2017.
- Consistently ranked among the "best" and "safest" cities to live in the United States.

HIGH SCHOOL

Basha Bears

- School opened in 2002.
- Won one state title in boys basketball with McGlothlan in 2016-17.

THE LOPES » GABE McGLOTHAN

FRESHMAN | 2018-19

SOUTHEAST MISSOURI STATE

#	Date	Opponent	W/L	GS	MIN	TOTALS			3-POINT			FREE THROWS			REBOUNDING			AST	STL	BLK	TO	PF	PTS
						FG	FGA	PCT	FG	FGA	PCT	FT	FTA	PCT	OFF	DEF	TOT						
1	Nov. 6	at St. Louis	L		26	3	5	60.0	1	2	50.0	0	0	0.0	0	6	6	2	0	0	0	3	7
2	Nov. 10	at Bradley	L		16	0	1	0.0	0	1	0.0	3	4	75.0	0	3	3	1	1	1	1	4	3
3	Nov. 12	Quincy	W		15	1	2	50.0	0	1	0.0	0	0	0.0	0	2	2	1	0	0	1	3	2
4	Nov. 16	vs. Jacksonville	W		23	1	4	25.0	0	3	0.0	1	2	50.0	1	5	6	0	0	1	0	1	3
5	Nov. 17	vs. Tennessee Chattanooga	W		13	1	6	16.7	0	1	0.0	1	2	50.0	1	2	3	0	0	0	2	4	3
6	Nov. 19	at South Alabama	L		23	3	9	33.3	1	4	25.0	0	0	0.0	3	2	5	2	0	1	0	3	7
7	Nov. 27	Missouri S&T	W		27	4	11	36.4	1	4	25.0	0	0	0.0	3	6	9	1	2	1	3	1	9
8	Dec. 1	Western Illinois	L		20	2	5	40.0	1	3	33.3	2	2	100.0	3	4	7	1	1	0	1	3	7
9	Dec. 4	at Mississippi Valley State	W		27	5	9	55.6	0	1	0.0	1	2	50.0	4	4	8	3	1	4	0	4	11
10	Dec. 8	Southern Illinois	L		17	3	6	50.0	1	3	33.3	0	1	0.0	1	1	2	0	0	0	0	3	7
11	Dec. 15	at The Citadel	L		16	3	6	50.0	0	1	0.0	0	0	0.0	2	4	6	0	0	2	0	3	6
12	Dec. 17	at Florida State	L		16	3	5	60.0	1	2	50.0	0	0	0.0	1	2	3	0	1	0	0	3	7
13	Dec. 21	Abilene Christian	L		18	0	2	0.0	0	0	0.0	0	2	0.0	1	4	5	1	1	1	1	4	0
14	Jan. 3	at SIUE	L		12	2	5	40.0	0	1	0.0	0	0	0.0	3	1	4	1	1	0	4	3	4
15	Jan. 5	UT Martin	W		10	1	4	25.0	0	1	0.0	1	1	100.0	1	2	3	0	0	0	1	4	3
16	Jan. 10	Austin Peay	L		19	0	2	0.0	0	0	0.0	0	0	0.0	0	1	1	1	0	1	0	4	0
17	Jan. 12	Murray State	L		20	2	5	40.0	0	1	0.0	0	0	0.0	1	2	3	0	0	1	0	2	4
18	Jan. 17	at Morehead State	L		19	1	3	33.3	0	0	0.0	0	0	0.0	1	4	5	2	2	0	0	3	2
19	Jan. 19	at Eastern Kentucky	L		15	3	5	60.0	1	2	50.0	1	2	50.0	2	4	6	0	0	0	0	4	8
20	Jan. 24	SIUE	L	1	40	7	16	43.8	0	2	0.0	4	6	66.7	4	12	16	2	0	1	4	4	18
21	Jan. 26	Eastern Illinois	W	1	27	4	5	80.0	1	1	100.0	0	0	0.0	4	8	12	1	0	0	1	1	9
22	Jan. 31	at Belmont	L	1	19	1	10	10.0	0	3	0.0	0	0	0.0	0	4	4	1	3	0	3	5	2
23	Feb. 2	at Tennessee State	L	1	26	3	6	50.0	1	1	100.0	0	2	0.0	3	5	8	0	2	0	2	4	7
24	Feb. 7	Tennessee Tech	W	1	32	10	14	71.4	2	4	50.0	5	6	83.3	6	10	16	0	1	2	1	4	27
25	Feb. 9	Jacksonville State	L	1	23	6	12	50.0	1	4	25.0	0	0	0.0	4	6	10	2	1	0	0	4	13
26	Feb. 14	at UT Martin	L		19	9	13	69.2	2	2	100.0	1	1	100.0	3	3	6	0	1	0	2	1	21
27	Feb. 16	at Eastern Illinois	W	1	30	5	8	62.5	2	3	66.7	1	2	50.0	1	9	10	2	0	1	1	4	13
28	Feb. 21	at Austin Peay	L	1	26	2	5	40.0	1	2	50.0	0	0	0.0	0	4	4	2	0	1	3	4	5
29	Feb. 23	at Murray State	L	1	27	3	8	37.5	1	2	50.0	1	2	50.0	1	4	5	0	2	1	3	2	8
30	Feb. 28	Tennessee State	W	1	22	3	5	60.0	2	2	100.0	0	0	0.0	1	4	5	0	0	1	3	4	8
31	March 2	Belmont	L	1	27	2	7	28.6	1	3	33.3	4	6	66.7	3	6	9	3	0	0	4	2	9



OUTLOOK

REVIEW

TEAM

THIS IS GCU

HISTORY



OUTLOOK

REVIEW



TEAM

THIS IS GCU

HISTORY



GRAND CANYON

WAC



MEXICO

2

STATE SPORTS

Wes



#31 ETHAN SPRY

FORWARD SO. 6-7 200 PHOENIX, ARIZ.

[@espry_31](#) [@espry_31](#)

GRAND CANYON

2020-21 | Sophomore

- Set to begin second season with GCU.

2019-20 | Freshman

- Appeared in eight games.
- Connected on first field goal — a late-game 3-pointer — in home win against Chicago State on Feb. 15.

HIGH SCHOOL

Scottsdale Christian Academy | Phoenix, Ariz.

- Averaged 17.6 points and 10.4 rebounds with 45% 3-point shooting for the Class 2A state championship team.
- Also started for a state championship team as a freshman during a prep career with 1,529 points and 746 rebounds.
- Recorded 22 points, 15 rebounds and six assists with 9-of-14 shooting in the 2A championship game.
- Named 2019 2A Metro Region Player of the Year

PERSONAL

- Played on the Alvin Gentry Elite club, sponsored by the New Orleans Pelicans head coach.
- Considered offers from Army and Dallas Baptist, among others.
- Carried a weighted grade point average of more than 4.0.

CAREER STATS

Year	School	GP	GS	MIN	MPG	TOTALS			3-POINT			FREE THROWS			REBOUNDING				PF	AST	APG	TO	BLK	STL	PTS	PPG
						FG	FGA	PCT	FG	FGA	PCT	FT	FTA	PCT	OFF	DEF	TOT	AVG								
2019-20 (Fr.)	Grand Canyon	9	0	14	1.6	1	5	20.0	1	5	20.0	0	0	0.0	1	1	2	0.2	1	1	0.1	0	0	0	3	0.3
Career Total		9	0	14	1.6	1	5	20.0	1	5	20.0	0	0	0.0	1	1	2	0.2	1	1	0.1	0	0	0	3	0.3

CAREER HIGHS

POINTS	REB.	ASSISTS	3-PT M
3	1	1	1
vs. Chicago St. Feb. 15, 2020	2 times, last: at NM State Feb. 1, 2020	vs. Purdue FW Nov. 30, 2019	vs. Chicago St. Feb. 15, 2020
FT M	STEALS	BLOCKS	MINUTES
--	--	--	4
			vs. E. Illinois Dec. 21, 2019

HOMETOWN



- The fifth-largest city in the United States with an estimated population of 1,680,992 people.
- GCU is the only Division I school in the city. Arizona State is also in the Phoenix metro area (Tempe).
- The average daily mean temperature during the five month basketball season is 71.3 degrees.

HIGH SCHOOL

Scottsdale Christian Eagles

- School was opened in 1968.
- Has won seven Arizona state championships in boys basketball, including two during Spry's career.

THE LOPES » ETHAN SPRY

FRESHMAN | 2019-20

GRAND CANYON

#	Date	Opponent	W/L	GS	MIN	TOTALS			3-POINT			FREE THROWS			REBOUNDING			AST	STL	BLK	TO	PF	PTS
						FG	FGA	PCT	FG	FGA	PCT	FT	FTA	PCT	OFF	DEF	TOT						
1	Nov. 5	Davenport	L																				
2	Nov. 8	Illinois	L		0+	0	0	0.0	0	0	0.0	0	0	0.0	0	0	0	0	0	0	0	0	
3	Nov. 13	at San Diego State	L																				
4	Nov. 16	Arkansas- Pine Bluff	W		1	0	2	0.0	0	2	0.0	0	0	0.0	0	0	0	0	0	0	1	0	
5	Nov. 19	Montana State	W																				
6	Nov. 22	vs. Valparaiso	L																				
7	Nov. 23	vs. Fordham	L																				
8	Nov. 25	vs. Illinois State	W																				
9	Nov. 30	Purdue Fort Wayne	L		1	0	0	0.0	0	0	0.0	0	0	0.0	0	0	0	1	0	0	0	0	
10	Dec. 3	Mount St. Mary's	W																				
11	Dec. 8	vs. Liberty	L																				
12	Dec. 12	Northern Iowa	L		3	0	0	0.0	0	0	0.0	0	0	0.0	0	0	0	0	0	0	0	0	
13	Dec. 17	at New Mexico	L		1	0	1	0.0	0	1	0.0	0	0	0.0	0	0	0	0	0	0	0	0	
14	Dec. 21	Eastern Illinois	W		4	0	0	0.0	0	0	0.0	0	0	0.0	0	1	1	0	0	0	0	0	
15	Jan. 4	at CSU Bakersfield	L																				
16	Jan. 11	California Baptist	L																				
17	Jan. 16	at Chicago State	W																				
18	Jan. 19	at Kansas City	W																				
19	Jan. 23	Seattle U	W																				
20	Jan. 25	Utah Valley	L																				
21	Jan. 30	at UT Rio Grande Valley	W																				
22	Feb. 1	at New Mexico State	L		2	0	1	0.0	0	1	0.0	0	0	0.0	1	0	1	0	0	0	0	0	
23	Feb. 8	at California Baptist	W																				
24	Feb. 13	Kansas City	W																				
25	Feb. 15	Chicago State	W		2	1	1	100.0	1	1	100.0	0	0	0.0	0	0	0	0	0	0	0	3	
26	Feb. 20	at Seattle U	L																				
27	Feb. 22	at Utah Valley	L																				
28	Feb. 27	New Mexico State	L																				
29	Feb. 29	UT Rio Grande Valley	L																				
30	March 7	CSU Bakersfield	W																				



OUTLOOK

REVIEW

TEAM

THIS IS GCU

HISTORY



OUTLOOK

REVIEW

TEAM

THIS IS GCU

HISTORY







#33 ASBJØRN MIDTGAARD

CENTER SR. 7-0 270 HELSINGØR, DENMARK

@Midtgaard33 @a_midtgaard

GRAND CANYON

2020-21 | Senior

- Transferred to GCU.

WICHITA STATE

Wichita, Kan.

- Accumulated 66 games and four starts in three seasons with the Shockers.
- Team qualified for one NIT semifinal (2018-19) and one NCAA tournament (2017-18) in his career.
- Three-year member of the honor roll.

2019-20 | Junior

- Appeared in 24 of team's 31 games, including a start in the season opener.
- Had five or more rebounds in five games, each in 16 minutes or less.

2018-19 | Sophomore

- Named the team's Most Improved Player and won the Shocker Assist Award among all of the school's male student-athletes for top athlete in a supporting role.
- Was also a finalist for the department's Workhouse Award, recognizing commitment to the strength and conditioning aspect.
- Appeared in 34 of 37 games and logged three starts.
- Ranked second on the team with 27 blocks.
- Made his mark in the program's record book with a .632 field-goal percentage, good for second-highest all-time.
- Logged three double-digit scoring games vs. SMU (Jan. 30), East Carolina (March 5) and again vs. East Carolina (March 14) in the AAC Tournament.
- Grabbed double-digit rebounds on two occasions, 11 at East Carolina (Feb. 6) and 10 at Furman (March 20) in the NIT.
- Blocked a career-high four UConn shots on Feb. 28.

2017-18 | Freshman

- Appeared in nine games as a reserve center and totaled 11 points, 17 rebounds and a pair of blocks in 49 minutes.

INTERNATIONAL

- Toured the U.S. with Global Squad: Denmark in the summer of 2016 and was the team's leading scorer (10.5) and rebounder (8.9) while shooting over 60% from the field.
- Went to the U18 Euro Cup with the U18 Danish National team.

Hørsholm 79ers | Hørsholm, Denmark

- Spent three seasons playing in the Danish League.
- Named the league's 2017 Young Player of the Year and was named to the All-Danish Team as one of the league's top-five players.
- Made 77 appearances over three years.
- Had peak season at age 19 in 2016-17, averaging 8.8 points and 6.7 rebounds while shooting 54.7%.

HIGH SCHOOL

Espergarde Gymnasium | Espergarde, Denmark

- Played soccer and team handball.

PERSONAL

- Parents are Christian and Ann-Marie Midtgaard.
- Took up basketball at 14 years old.
- Asbjørn is Danish for "God's Bear."
- Off the court, likes to play board games, card games and video games with friends and family.
- Also likes to hunt for good "hole-in-the-wall" restaurants.
- Chose GCU because of "an awesome fanbase and the team and staff is great. I believe that together we can make the NCAA Tournament, that is my main goal."
- Listens to Post Malone and Kanye West, but also likes classic rock, especially Queen.
- Favorite TV shows are Avatar: The Last Airbender, The Office and The Walking Dead.
- Favorite place to vacation is Hawaii.
- Three players he liked watching include Tim Duncan, Dirk Nowitzki and Steven Adams.

CAREER HIGHS PREVIOUS SCHOOL

POINTS	REB.	ASSISTS	3-PT M
11	11	2	--
vs. E. Carolina March 5, 2019	at E. Carolina Feb. 6, 2019	3 times, last: vs. Oral Roberts Nov. 23, 2019	-- --
FT M	STEALS	BLOCKS	MINUTES
3	1	4	23
3 times, last: at Furman March 20, 2019	6 times, last: vs. E. Carolina Jan. 1, 2020	vs. UCONN Feb. 28, 2019	vs. Temple March 15, 2019

HOMETOWN



- Located in the northeastern part of Denmark with a population of 47,461 in 2020.
- The car ferry between Helsingør and Helsingborg, Sweden is the busiest in the world.
- Shakespeare's play *Hamlet* takes place mostly at Kronborg Castle in Helsingør.

CAREER STATS

(SHADING DENOTES PREVIOUS SCHOOL)

Year	School	GP	GS	MIN	MPG	TOTALS			3-POINT			FREE THROWS			REBOUNDING				PF	AST	APG	TO	BLK	STL	PTS	PPG
						FG	FGA	PCT	FG	FGA	PCT	FT	FTA	PCT	OFF	DEF	TOT	AVG								
2017-18 (Fr.)	Wichita State	9	0	49	5.4	5	10	50.0	0	0	0.0	1	2	50.0	3	14	17	1.9	7	0	0.0	3	2	1	11	1.2
2018-19 (So.)	Wichita State	34	3	382	11.2	55	87	63.2	0	0	0.0	22	37	59.5	42	64	106	3.1	63	6	0.2	20	27	3	132	3.9
2019-20 (Jr.)	Wichita State	24	1	191	8.0	15	31	48.4	0	0	0.0	6	18	33.3	21	28	49	2.0	25	8	0.3	11	12	2	36	1.5
Career Total		66	4	623	9.4	75	128	58.6	0	0	0.0	29	57	50.9	66	106	172	2.6	95	14	0.2	34	41	6	179	2.7

JUNIOR | 2019-20

WICHITA STATE

#	Date	Opponent	W/L	GS	MIN	TOTALS			3-POINT			FREE THROWS			REBOUNDING			AST	STL	BLK	TO	PF	PTS
						FG	FGA	PCT	FG	FGA	PCT	FT	FTA	PCT	OFF	DEF	TOT						
1	Nov. 5	Omaha	W	1	12	0	3	0.0	0	0	0.0	0	0	0.0	2	0	2	0	0	1	1	0	
2	Nov. 9	Texas Southern	W		6	1	2	50.0	0	0	0.0	0	0	0.0	0	1	1	0	0	0	1	4	2
3	Nov. 16	UT Martin	W		14	2	4	50.0	0	0	0.0	0	0	0.0	3	2	5	1	0	0	0	0	4
4	Nov. 19	Gardner-Webb	W		12	0	0	0.0	0	0	0.0	0	1	0.0	3	2	5	0	0	0	2	1	0
5	Nov. 23	Oral Roberts	W		11	3	6	50.0	0	0	0.0	0	0	0.0	2	2	4	2	0	1	1	1	6
6	Nov. 26	vs. South Carolina	W		16	1	2	50.0	0	0	0.0	0	0	0.0	2	4	6	0	0	1	0	0	2
7	Nov. 27	vs. West Virginia	L		15	0	1	0.0	0	0	0.0	0	0	0.0	0	0	0	1	0	0	0	2	0
8	Dec. 5	Central Arkansas	W		12	1	1	100.0	0	0	0.0	2	2	100.0	1	0	1	1	0	1	0	4	4
9	Dec. 8	at Oklahoma State	W		16	2	4	50.0	0	0	0.0	1	2	50.0	2	3	5	1	1	2	0	1	5
10	Dec. 14	Oklahoma	W		3	0	0	0.0	0	0	0.0	0	0	0.0	0	1	1	1	0	0	1	0	0
11	Dec. 21	VCU	W																				
12	Dec. 29	Abilene Christian	W		13	3	3	100.0	0	0	0.0	2	4	50.0	1	0	1	0	0	1	0	2	8
13	Jan. 1	Eastern Carolina	W		4	0	0	0.0	0	0	0.0	0	0	0.0	0	0	0	1	1	0	1	0	0
14	Jan. 4	Ole Miss	W		0	0	0	0.0	0	0	0.0	0	0	0.0	0	0	0	0	0	0	0	0	0
15	Jan. 9	Memphis	W		4	0	1	0.0	0	0	0.0	0	0	0.0	1	0	1	0	0	0	0	1	0
16	Jan. 12	at UCONN	W		1	0	0	0.0	0	0	0.0	0	0	0.0	0	0	0	0	0	0	0	0	0
17	Jan. 15	at Temple	L																				
18	Jan. 18	Houston	L		9	1	1	100.0	0	0	0.0	0	2	0.0	1	4	5	0	0	0	0	0	2
19	Jan. 21	at USF	W																				
20	Jan. 25	UCF	W		3	0	0	0.0	0	0	0.0	0	4	0.0	0	0	0	0	0	1	0	0	0
21	Feb. 1	at Tulsa	L		2	0	0	0.0	0	0	0.0	0	0	0.0	0	0	0	0	0	0	1	0	0
22	Feb. 6	Cincinnati	L		4	0	0	0.0	0	0	0.0	0	0	0.0	0	1	1	0	0	0	1	2	0
23	Feb. 9	at Houston	L																				
24	Feb. 13	at UCF	W		8	0	0	0.0	0	0	0.0	0	0	0.0	1	2	3	0	0	0	0	3	0
25	Feb. 16	Tulane	W		7	0	1	0.0	0	0	0.0	1	3	33.3	1	1	2	0	0	2	0	1	1
26	Feb. 20	USF	W		5	1	1	100.0	0	0	0.0	0	0	0.0	0	1	1	0	0	0	1	1	2
27	Feb. 23	at Cincinnati	L		6	0	1	0.0	0	0	0.0	0	0	0.0	1	1	2	0	0	1	1	1	0
28	Feb. 27	Temple	W																				
29	March 1	at SMU	W																				
30	March 5	at Memphis	L																				
31	March 8	Tulsa	W		8	0	0	0.0	0	0	0.0	0	0	0.0	0	3	3	0	0	1	0	0	0

OUTLOOK

REVIEW

TEAM

THIS IS GCU

HISTORY





A nighttime photograph of a cityscape with a prominent fountain in the foreground. The fountain has several jets of water spraying upwards, illuminated from below. In the background, there are several tall buildings, some of which are lit up. The sky is dark, and there are mountains visible in the distance. The overall color palette is dominated by dark blues and purples, with bright white and yellow lights from the buildings and fountain.

THIS

IS

GCU

GRAND CANYON UNIVERSITY ARE

THIS IS GCU » GCU ARENA

ARENA INFORMATION

Broke ground	June 25, 2010
Opened	September 1, 2011
Capacity	7,000
Location	On campus

HISTORY

First game	Nov. 5, 2011 vs. Arizona State (exhib.)
Result	L, 69-89
Largest crowd	7,521 - Jan. 11, 2018, vs NM State
Result	W, 70-59
GCU record	120-31 (.795)
Division I	90-30 (.750)
Most wins	18 wins, 2015-16

MISCELLANEOUS

Construction time	15 months
Square feet	135,000
Basketball court type	Portable
Number of pieces	125
Piece dimensions	4' x 8', 125 lbs.
Previous usage	2014 NBA All-Star Weekend
Concession stands	5
Largest video display size	15' x 35'

Grand Canyon University Arena has provided the Lopes a definitive home-court advantage since opening its doors before the 2011-12 basketball season. With a seating capacity of 7,000 and a prime location on campus, the venue is regularly packed to the rafters with students and fans, providing an electric atmosphere ripe for success. Since its opening, the GCU men's team has been dominant in the arena, posting an overall record of 120-31 (.795), including five seasons of at least 15 wins.

GCU Arena hit new levels in 2018-19. With an average crowd of 7,170 fans in the 7,000-seat arena, GCU Arena was the fullest venue in college basketball with a percent capacity of 102.42%.

The Lopes' record playing a regular complement of Division I guests has been impressive as well, as GCU owns a 90-30 mark since 2013-14. The success on the court helped GCU to three postseason tournament appearances in its first three years transitioning to the NCAA's highest level.

An intimidating factor for opponents, the large Havocs student section has proven to be one of the best in the nation. The Havocs create an imposing backdrop for visiting teams as they fill the bleachers with energy and enthusiasm. With a push from the Havocs, a packed house is becoming a regular occurrence and has led to an incredible rise in attendance for the men's team in the first decade of GCU Arena.

Home attendance has tripled since the arrival of the arena, with a per-game average of over 7,100 fans coming through the doors in 2018-19. While crowds of over 7,000 used to represent milestones, it has become a common occurrence at GCU Arena as the Lopes rise to Division I prominence. All but two nonconference games were filled above the arena's 7,000-seat capacity in the 2018-19 season.

Student-athletes love the atmosphere while also enjoying first-class amenities. The facilities on the GCU campus are the best in the conference and feature everything student-athletes need to be successful right at their fingertips. The university's GCU 10 in 2 initiative has only cemented its facilities as some of the top mid-major facilities in the country. From an on-site medical facility to the strength and conditioning area and locker room with a players' lounge and study area, the Lopes have all the comforts of home just a short walk from student housing.

The facility originally broke ground in the summer of 2010 and was completed before the start of the 2011-12 basketball season. It is owned and operated by the university.

GCU Arena is the permanent home of the Lopes' men's and women's basketball teams as well as men's and women's volleyball matches and many other university events.





OUTLOOK

REVIEW

TEAM

THIS IS GCU

HISTORY

TOP 10 CROWDS

7,521 Jan. 11, 2018 vs. New Mexico State

7,502 Feb. 25, 2017 vs. Kansas City

7,498 Nov. 8, 2019 vs. Illinois

7,497 March 3, 2019 vs. CSU Bakersfield

7,495 Feb. 9, 2019 vs. New Mexico State

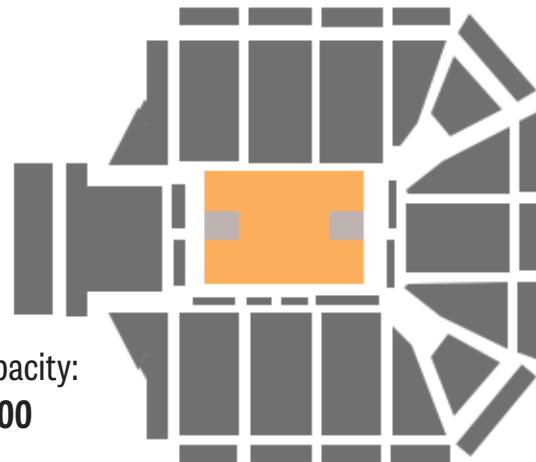
7,493 Dec. 3, 2016 vs. Louisville

7,479 Feb. 11, 2017 vs. New Mexico State

7,413 Jan. 9, 2016 vs. New Mexico State

7,412 Dec. 30, 2014 vs. Harvard

7,397 Nov. 25, 2017 vs. San Diego



Capacity:
7,000

THIS IS GCU » JERRY COLANGELO

Phoenix sports icon Jerry Colangelo lends his years of experience and knowledge to Grand Canyon University as an adviser and his name to the university's Colangelo College of Business.

Born in 1939, Colangelo began his career in sports in the state of Illinois. He played college basketball for the Illinois Fighting Illini from 1960-62 where he earned All-Big Ten honors twice (1961, 1962) and captained the team as a senior. Colangelo graduated in 1962 with a degree in physical education.

Colangelo began his professional career in sports at the age of 26 when he began working for the newly formed Chicago Bulls in 1966. He worked as a marketing director, head scout for the team, along with an assistant to the president of the Bulls. Colangelo made sports history in 1966 when he helped organize the first shoe deal in professional sports between Converse and the Bulls.

In 1968, Colangelo continued making history by becoming the youngest general manager in professional sports, at age 28, when he made the move to Arizona and helped found the Phoenix Suns. Bringing professional basketball to the Valley of the Sun was the beginning of over 50 years of sports history in Arizona.

The Suns were competitive during the 1970s, reaching the NBA Finals in 1976 and losing to the Boston Celtics in six games. Colangelo earned his first of four NBA Executive of the Year Awards in 1977. Starting in 1978, the Suns made the playoffs eight straight seasons, with Colangelo earning his second Executive of the Year Award in 1982. In 1987, Colangelo bought the Suns for a record \$44 million, and became managing partner of the team.

In Colangelo's second year as managing partner, the Suns made one of the biggest turnarounds in NBA history by nearly doubling their win total (28 to 55) and making the first of 13 consecutive playoff appearances. Colangelo was an essential part of the group that helped build America West Arena (now Talking Stick Resort Arena), bringing the Suns to downtown Phoenix. During those years of success, Colangelo engineered trades for future Hall of Famer Charles Barkely and dynamic point guard Kevin Johnson. The Suns reached their second NBA Finals in 1993, losing to Michael Jordan's Bulls. Colangelo earned his final two Executive of the Year Awards in 1990 and 1994.

While attending a Chicago Cubs game during the NBA season, Colangelo made the decision to bring professional baseball to Phoenix. In 1995, the MLB awarded an expansion team to Arizona and, just three years later, the Arizona Diamondbacks began play in Bank One Ballpark (now Chase Field) with Colangelo serving as managing partner and CEO of the team. Three short years later, the Diamondbacks made history by becoming the youngest MLB franchise to win a World Series. Colangelo celebrated with the team hoisting the Commissioner's Trophy celebrating the first major pro sports championship for the state of Arizona.

In the 1990s, Colangelo brought many other professional sports franchises to Phoenix. In 1992, Colangelo founded the Arizona Rattlers from the Arena Football League. The Phoenix Coyotes (now Arizona Coyotes) were founded in 1996 and began play in Phoenix before moving to Glendale. Colangelo founded the Phoenix Mercury as the WNBA was brought to Phoenix in 1997.

Colangelo also turned around USA Basketball, taking over in 2005. The team hadn't won a major international competition since 2000, so Colangelo rebuilt the program from the ground up. With help from legendary coach Mike

Krzyzewski, the men's national team won three consecutive gold medals in the 2008, 2012 and 2016 Olympics. The men's national team amassed an 88-1 record and seven total medals in the 11 years Colangelo served as managing director.

For his lifelong dedication to the sport of basketball, Colangelo was inducted into the Naismith Memorial Basketball Hall of Fame in 2004.

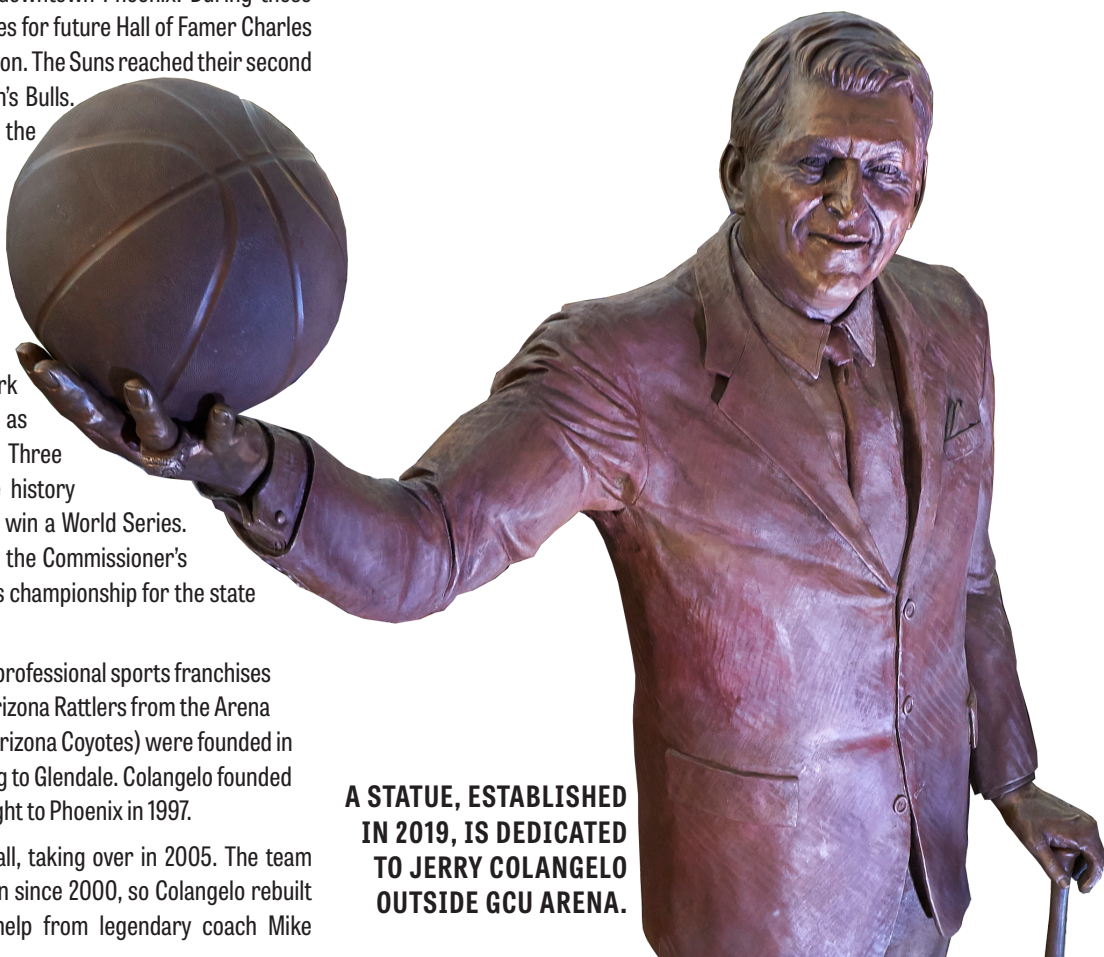
In 2011, Colangelo turned his attention to Grand Canyon University. With his partnership with President Brian Mueller, the Colangelo College of Business was founded. The Colangelo College of Business "challenges and inspires students to be servant leaders with the business skills and values necessary to drive organizational success and positively impact society." With Colangelo's help, GCU now offers one of the most comprehensive sports management, golf management and business schools in the country.

Colangelo's influence has led to partnerships with the Oakland Athletics and Milwaukee Brewers spring training facilities, along with numerous on-campus guest speakers and events focused on sports. Colangelo regularly speaks to classes on campus, striving to make an impact on future leaders in the industry.

A regular attendee at GCU basketball games, Colangelo looks to help mold the Lopes program into a top-25 competitor with regular appearances in the NCAA tournament. GCU basketball garnered national attention for its successful four-year transition period from Division II to Division I and awe-inspiring homecourt atmosphere led by the Havocs.

Colangelo has left an impact on hundreds of people that he has met over his life. He has a message for them, one that still holds true to this day. "At the core of my beliefs is a conviction that every person, in service to their faith, values, and dreams must seize whatever chances arise, to make the most of his or her life."

GCU unveiled a statue of Jerry Colangelo adjacent to GCU Arena on Feb. 9, 2019.



A STATUE, ESTABLISHED IN 2019, IS DEDICATED TO JERRY COLANGELO OUTSIDE GCU ARENA.

PHOENIX IMPACT

1968



Phoenix Suns founded.
NATIONAL BASKETBALL ASSOCIATION

1992



Arizona Rattlers founded.
ARENA FOOTBALL LEAGUE

1996



Arizona Coyotes relocated.
NATIONAL HOCKEY LEAGUE

1997



Phoenix Mercury founded.
WOMEN'S NATIONAL BASKETBALL ASSOCIATION

1998



Arizona Diamondbacks founded.
MAJOR LEAGUE BASEBALL

2001



**Arizona Diamondbacks win
city's first major pro sports title.**

IN THEIR WORDS

Mr. Colangelo not only delivers, he over-delivers on everything he does. When you do that for 50 years with integrity and honesty, you see the incredible impact it has had on this community.

BRIAN MUELLER, GCU PRESIDENT

There is not a better boss in the world. He motivates people, he inspires people, he does things the right way. He's a guy that you want to do your best for to please him. He was a consummate motivator, and you wanted to do everything you could for him because he provided everything that you needed to be successful.

TOM CHAMBERS, SUNS LEGEND

Jerry treats people with respect, and he's an optimistic guy who believes that you can get people to work together and accomplish great things. He cares about doing things for the right reasons, and he's pragmatic about it – you have to be.

PAUL WESTPHAL, FORMER SUNS & GCU COACH

I have learned the importance of relationships as well as keeping your priorities: faith, family, friends and community.

RANDY GIBB, COLANGELO COLLEGE OF BUSINESS

GCU is on the rise ... everything Jerry Colangelo touches turns to gold.

CHRIS MULLIN, NBA HALL OF FAMER



THIS IS GCU » HAVOCS



The Havocs are some of the most dedicated and rowdy fans in all of collegiate sports. Over 3,000 students strong, they turn GCU athletic venues into some of the rowdiest and hostile environments in all of college sports. They use their unified group to help the community and volunteer with various non-profits and charitable organizations. Havocs strive to create a spirited community and sense of camaraderie for all students.

Known for their constant energy, support and pride, the Havocs support and encourage all GCU athletic events, promote school spirit and build Lope pride and tradition – while upholding the four pillars and values of GCU. With positive sportsmanship and respect in mind, Havocs create an energetic environment for our fans and an intimidating atmosphere for opponents.

Tabbed as the “Biggest Party in College Basketball,” the Havocs bring the noise and excitement every game with different cheers, choreographed dances, chants that are utilized to give every team a competitive advantage when playing at home at GCU. In August 2018, GCU Arena was ranked 22nd in the country for best college basketball atmospheres, and was quoted as “easily one of the rowdiest fan bases in the entire country” by Bustingbrackets.com.

The Havocs mission is to be the most spirited, energetic and disruptive student section in the country. Havocs strive to create the most unique game day experience in college basketball and a sense of camaraderie for all students.

The Havocs cheer at more than just home events, sending droves of students to rival New Mexico State and to the WAC Tournament in Las Vegas. The support has garnered national attention over the past five years including being featured on ESPN's SportsCenter with Scott Van Pelt.

The Havocs are more than just a student section, too. The Havocs serve the community through their Havocs with Heart outreach. Havocs with Heart is a program committed to making a difference in the community and connecting members with various non-profit organizations in Phoenix. They believe they

can use GCU sporting events and their wide member base to shed light on local charities and lend a helping hand.

The Havocs have selected charities that serve a wide range of needs, from homelessness to life threatening illnesses. Havocs members use the same energy they have at games to help others who are in need. The Havocs believe it's their responsibility to not only cheer for our athletics and connect with students on campus, but use their position within GCU to help support the surrounding community.





WHAT THEY'RE SAYING

"In college basketball, in my 40-plus years, this was the toughest crowd I've ever faced. Awesome ... you've got something special here. Really special."

- Rick Pitino, College Basketball Hall of Fame coach

"GCU created college basketball's rowdiest secret with stunning quickness ... home to possible the best student section in college basketball. Duke has the Cameron crazies. Kansas has the Phog. GCU has the Havocs."

- Andrew Joseph, USA Today

"This is not a college basketball game. It's a Miami nightclub in the desert."

- Myron Medcalf, ESPN.com

"The Havocs are the biggest party in college basketball."

- SB Nation

"I can't remember a more electric pregame atmosphere."

- Vince Marotta, Arizona Sports 98.7 FM

"Welcome to Grand Canyon University Arena, home to what could very well be college basketball's next elite mid-major."

- Connor Pelton, SB Nation

"Grand Canyon has become one of college basketball's trendiest schools over the past half-decade largely due to the student section, called the Havocs, creating one of the most fun atmospheres in the country."

- Brian Rauf, Fansided

THIS IS GCU » NIKE

Grand Canyon University's rise in NCAA Division I athletics was further entrenched by the announcement of a university-wide deal with apparel and footwear giant, Nike, on May 27, 2015.

GCU has the benefit of the cachet associated with Nike products.

Phoenix sports icon Jerry Colangelo made the announcement in the press conference on the GCU campus. Colangelo serves as a special consultant to the university's athletic department and is the namesake of the school's business college.

"I think it's huge because when you talk about world brands, they don't get much bigger than Nike," said Colangelo, who helped make the deal possible by leveraging his relationships with the company from his time in the NBA and USA Basketball.

The deal with Nike covers apparel and footwear for coaches, student-athletes and staff of all 21 sports.

"Before Gonzaga was Gonzaga, Nike had a deal with them. Before Butler was Butler, Nike had a deal with them," Nike executive Eric Lautenbach said. "One day I could be referencing Grand Canyon when I talk about our relationships with schools that set no limits on the championships they pursue."

The Nike deal adds a globally recognized "swoosh" to GCU's purple-clad teams. The contract was characterized as similarly financially to deals the company has made with more established D-I schools in the former Big East Conference.

"Anything Jerry Colangelo has suggested to me has netted out to be a great idea," Lautenbach said, noting their relationship is among the most cherished things he's developed in his career at Nike.

"The recipe has been developed for great success. Our track record is we're going to work with great partners and to be a great partner for them."

"Sure, there's competition in the apparel business and the shoe business," Colangelo said. "But by far, the big guy in that whole space is Nike.

"The Nike brand is incredible. They've earned it; they deserve it. To be associated with them is very significant in the way they're involved with us."



Phoenix sports icon Jerry Colangelo announces the university's partnership with Nike in a press conference on May 27, 2015.

» PRACTICE FACILITY

Adjacent to Grand Canyon University Arena, the GCU Basketball Practice Facility offers GCU men's and women's basketball programs a state-of-the-art, conveniently-located home.

The main floor of the GCU Basketball Practice Facility has one main regulation-sized court with two side practice courts.

The main entrance of the facility is home to the Jerry Colangelo Museum which is open to the public and full of artifacts from Phoenix sports icon Jerry Colangelo. Colangelo has strong ties to GCU and has the College of Business named after himself as well.

On the second level, the facility houses over 10 individual offices for both men's and women's basketball coaching and support staffs. The offices of both head coaches overlook the practice facility with sliding glass doors leading to a balcony that overlooks the court below. All offices in the facility have windows that overlook either the practice floor or the main lobby.

Back on the main floor, both programs have a team room and player's lounge right off the practice facility court.

Capping off the new facility, the complex features team meeting space and a film room, also right off of the practice facility court.

The facility opened for both programs at the conclusion of the 2016-17 basketball season.



OUTLOOK

REVIEW

TEAM

THIS IS GCU

HISTORY

THIS IS GCU » BROADCAST TEAM

TV CREW



GCU extended an agreement with FOX 10 Xtra and Sneaky Big Studios for the second straight year to broadcast all home men's basketball games to more fans than ever, tripling the household reach in the Phoenix metro area to 1.8 million homes. The veteran crew of Barry Buetel, Scott Williams and Kate Longworth return for their sixth season calling all the action. On top of FOX 10 Xtra (Channel 45 / Cable 9), all home games are also broadcast on ESPN3, GCU YouTube, GCU Lopes.com and Facebook Watch.

**BARRY BUETEL***Play-by-Play*

Buetel is in his eighth year at GCU, serving as the Executive Director of Broadcast & Sponsorships. He is the voice of all televised GCU athletic events ranging from basketball to baseball and soccer.

Buetel has held numerous broadcasting roles covering various professional teams including the Arizona Diamondbacks, Arizona Coyotes, Arizona Cardinals, Miami Dolphins, Jacksonville Jaguars and Minnesota Wild. His responsibilities have ranged from play-by-play to analysis to host on both the television and radio side of broadcasts.

**SCOTT WILLIAMS***Analysis*

A three-time NBA champion, 15-year NBA veteran and former NBA assistant coach, Scott Williams is in his seventh season as the analyst for GCU men's basketball games.

A Hacienda Heights, California, native, Williams attended North Carolina and played for legendary Tar Heels head coach Dean Smith.

Undrafted out of college, Williams was signed by the Chicago Bulls and played his first four pro seasons with the team, winning three consecutive NBA titles.

Williams' pro career spanned seven teams, including two seasons with the Phoenix Suns, and 746 games.

**KATE LONGWORTH***Sideline Reporter*

Longworth enters her sixth season covering all televised GCU athletic events as the sideline reporter. She also serves as an on-field reporter for the Arizona Diamondbacks on FOX Sports Arizona, a role which she has held since the beginning of the 2015 season.

An Emmy Award winner, Longworth covered Bay Area sports from 2008 to 2015 before returning home to Arizona where she graduated from University of Arizona. While in the Bay Area, Longworth worked for Comcast SportsNet, providing coverage of the Oakland Athletics, Oakland Raiders, San Jose Sharks and San Jose Earthquakes.

RADIO CREW

**MICHAEL POTTER***Play-by-Play*

A 1990 graduate of Grand Canyon University, Potter returns to the microphone for his 12th season calling GCU men's basketball games. Potter is also the voice of GCU baseball.

Potter's time broadcasting Lopes basketball extends back to the 2009-10 season and the final four years of GCU's stay at the Division II level.

"I love to do this," Potter said. "I try to paint the picture and let the listener fill in the gaps. I wouldn't say I'm a 'homer,' but you know where my loyalties lie."

Outside of GCU Athletics, Potter has also served as the voice of the WAC Basketball and Baseball Tournaments on the ESPN family of networks.

While a student at Grand Canyon, Potter had a front-row seat to one of the more memorable moments in GCU's NAIA athletic history. He was in attendance to watch the Lopes claim an NAIA National Championship in men's basketball under future NBA coach, Paul Westphal.

A native of Kansas City, Potter is married to his wife, Lori, and has four children. He and his family currently live to the northwest of the GCU campus in Surprise.

**PAUL CORO***Analysis*

Coro enters his second season on the mic for both home and away games after joining Potter for road games only in 2018-19. In addition to calling the games, Coro is a senior writer who covers Lopes athletics for GCU Lopes.com and is editor of the site.

Coro covered the Phoenix Suns from 2004 to 2016 for The Arizona Republic after holding the Arizona State and preps sports beats there. Coro's peers selected him as the National Sports Media Association's Arizona Sports Writer of the Year for 2010, 2015 and 2016 and he was named Best Sports Writer by Phoenix Magazine in 2006. He also was an Arizona Sports Hall of Fame nominee in 2018 and 2019.

Coro grew up near GCU in west Phoenix and attended Apollo High School. He graduated from ASU's Walter Cronkite School of Journalism and Mass Communication as Undergraduate of the Year. He's married to Michelle, a high school multimedia educator, GCU adjunct professor and National Scholastic Press Association board member. They have two daughters, Jasmine and Maya.

HOME GAMES NOW REACHING MORE VIEWERS THAN EVER

ESPN 3

FOX 10 XTRA
CH 45 • CABLE 9

GCU TV

FLEXIBLE WAYS TO WATCH



TV

Watch on FOX 10 Xtra (Ch. 45/9)
OR
stream GCU YouTube channel on smart TV or streaming device



COMPUTER

Visit GCUlopes.com/Watch
OR
ESPN.com/Watch



TABLET

Use one of these apps:
GCU channel on YouTube
ESPN app
Lope Nation app



MOBILE DEVICE

Use one of these apps:
GCU channel on YouTube
ESPN app
Lope Nation app

ALL GAMES, HOME AND AWAY, ON THE RADIO DIAL

1580 AM 
THE FANATIC
99.3 FM & 95.9 FM

ON THE RADIO DIAL

1580 AM
99.3 FM
95.9 FM

ON THE COMPUTER

1580thefanatic.com

ON THE GO

1580 The Fanatic
mobile app

Road game coverage determined by host schools.
Visit GCUlopes.com to find available viewing options for all road contests.

OUTLOOK

REVIEW

TEAM

THIS IS GCU

HISTORY

THIS IS GCU » ATHLETIC FACILITIES



GCU ARENA

Home of men's and women's basketball, men's and women's volleyball
Opened September 2011




BRAZELL FIELD AT GCU BALLPARK

Home of baseball
Opened February 2018



GCU STADIUM

Home of men's and women's soccer
Opened August 2016



GCU SOFTBALL STADIUM

Home of softball
Opened February 2018



GCU BEACH VOLLEYBALL STADIUM

Home of beach volleyball
Opened February 2017



GCU GOLF COURSE

Home of men's and women's golf
Reopened January 2016

OUTLOOK

REVIEW

TEAM

THIS IS GCU

HISTORY



BASKETBALL PRACTICE FACILITY

Home of men's and women's basketball
Opened April 2017



GCU TENNIS FACILITY

Home of men's and women's tennis
Opened August 2016



LOPES PERFORMANCE CENTER

Training home of all athletic programs
Opened August 2010, reopened January 2017



ANTELOPE GYMNASIUM

Secondary home of men's and women's volleyball
Reopened 1994



JERRY COLANGELO MUSEUM

Opened September 2017



TIM SALMON BASEBALL CLUBHOUSE

Home of baseball
Opened January 1999

THIS IS GCU » THE UNIVERSITY

Grand Canyon University is growing rapidly with plans for continued expansion. Since 2009, GCU has invested well over \$1 billion into the university to improve the quality of academic offerings and student experiences. This infrastructure includes new classrooms, laboratories, libraries, student support centers, residence halls and recreational facilities. In fall 2020, Grand Canyon University once again welcomed a record number of students to its Phoenix campus, planning to expand the student population and campus facilities going forward.

The university also continues to accommodate a growing online and evening student community. GCU has tens of thousands of online students attending class from across the globe. In turn, the university is constantly refining its digital platforms to deliver GCU's outstanding campus experience to virtual settings. GCU is also building additional campus locations to help full-time and evening students attend class closer to home.

"New" is infused throughout GCU's growing campus. In fall 2016, the university finished construction on a 173,447-square-foot, state-of-the-art engineering building, designed to accommodate a growing number of students studying in STEM majors. GCU also opened three new on-campus apartment buildings for upperclassmen. As part of an initiative to add 10 new sports facilities to campus, GCU unveiled the 6,000-seat GCU Stadium in fall 2016, home to both NCAA Division I soccer teams as well as Brazell Field at GCU Ballpark (2018), GCU Softball Stadium (2018) and GCU Beach Volleyball Stadium (2017).

GCU has also expanded outside of campus to include new properties. The GCU Hotel is located close to campus and offers affordable room rates and renovated accommodations - the perfect place for families to stay when visiting their student. Canyon 49 Grill, located in the hotel, offers the perfect local hangout, with delicious food, family-friendly atmosphere and plenty of Lope spirit and hospitality. The Grand Canyon Beverage Company, also located in the hotel and on campus, offers gourmet beverages, including coffee, tea and specialty drinks.



230+

DEGREE PROGRAMS OFFERED

3.6

INCOMING STUDENT GPA



STUDENT EXPERIENCE

At GCU, you'll find everything you need to enjoy a full college experience, from NCAA Division I athletics to suite-style residence halls, popular dining options, fun events and clubs and organizations. Traditional, online and evening students are equally valued members of our community and receive full access to GCU's campus resources and events. Explore the campus by taking a free tour or signing up for Discover GCU.

GCU ATHLETICS

GCU is home to 21 NCAA Division I athletics teams, including basketball, soccer, baseball, softball, track and field, golf, volleyball and more. The university's mission is to develop good Christian role models who embody the highest standards of excellence in all aspects of their lives, from the classroom to the court. In addition to GCU's Division I teams, the school offers other athletics programs, including intramural sports as well as dance and cheer. Follow the teams and learn more about GCU's athletics programs by visiting GCU Lopes.com.

VISION

GCU is a premier Christian university, educating students to lead and serve.

MISSION

Grand Canyon University prepares learners to become global citizens, critical thinkers, effective communicators and responsible leaders by providing an academically challenging, values-based curriculum from the context of our Christian heritage.



COLLEGES



STUDENTS ON CAMPUS

2021 NICHE.COM
BEST COLLEGES
RANKINGS

#6

BEST COLLEGE DORMS

#19

BEST COLLEGE CAMPUS

#27

BEST COLLEGE FOOD

ABOVE RANKINGS: #1 IN ARIZONA

THIS IS GCU » BRAND STANDARDS

LOGOS



Primary Logo - Arched GCU



Secondary Logo - Running Lope



Logotype - Stacked

REFERRING TO GRAND CANYON UNIVERSITY

ACCEPTABLE

Grand Canyon University
Grand Canyon
GCU
Lopes

NOT ACCEPTABLE

Canyon
'Lopes
GC

FIRST REFERENCE ONLY

Antelopes

OUT-OF-DATE LOGOS - NEVER ACCEPTABLE



COLOR PALETTE




Purple

PMS 267
CMYK 76/96/0/0
HEX #522398



Black

Pantone Black C
CMYK 0/0/0/100
HEX #000000



White

--
CMYK 0/0/0/0
HEX #FFFFFF



Gray

PMS 10101c
CMYK 0/0/0/20
HEX #D4D5D4

FOR MORE INFORMATION

Visit the Grand Canyon University Brand Standards guide online at gcu.edu/brandstandards

HISTORY

AND

RECORDS

GCU

- 124 Year by year
- 126 Stats by year
- 132 Scoring leaders by year
- 134 Game by game
- 144 Record by opponent
- 146 Series by opponent
- 152 Record by conference
- 154 Assistant coaches
- 155 Individual honors
- 156 All-time roster and stats
- 162 All-time jersey numbers
- 165 Biggest win margins
- 166 Lopes in the pros
- 170 Records (game)
- 172 Records (season)
- 174 Records (career)
- 175 Records (by class)
- 176 Postseason games and records
- 178 1,000-point club
- 182 Other career clubs
- 183 100-point games
- 184 Openers
- 188 Head coaches
- 190 National championships
- 196 GCU Arena records



HISTORY » YEAR-BY-YEAR

Year	Affiliation	Overall		Conference		Coach (year)	League finish	Postseason
		W-L	Pct.	W-L	Pct.			
1949-50	NAIA	0-8	.000	--	--	Howard Mansfield (1)	--	--
1950-51	NAIA	2-11	.154	--	--	Howard Mansfield (2)	--	--
1951-52	NAIA	5-15	.250	--	--	David Brazell (1)	--	--
1952-53	NAIA	11-14	.440	--	--	David Brazell (2)	--	--
1953-54	NAIA	9-14	.391	--	--	David Brazell (3)	--	--
1954-55	NAIA	11-11	.500	--	--	David Brazell (4)	--	--
1955-56	NAIA	14-9	.609	--	--	David Brazell (5)	--	--
1956-57	NAIA	15-9	.258	--	--	David Brazell (6)	--	--
1957-58	NAIA	15-5	.750	--	--	David Brazell (7)	--	--
1958-59	NAIA	20-0	1.000	--	--	David Brazell (8)	--	--
1959-60	NAIA	15-9	.625	--	--	David Brazell (9)	--	--
1960-61	NAIA	12-10	.636	--	--	Ben Lindsey (1)	--	--
1961-62	NAIA	14-8	.368	--	--	Ben Lindsey (2)	--	--
1962-63	NAIA	9-13	.409	--	--	Ben Lindsey (3)	--	--
1963-64	NAIA	9-12	.429	--	--	Ben Lindsey (4)	--	--
1964-65	NAIA	7-16	.304	--	--	Ben Lindsey (5)	--	--
1965-66	NAIA	11-13	.458	--	--	Ben Lindsey (6)	--	--
1966-67	NAIA	14-13	.519	--	--	Ben Lindsey (7)	--	--
1967-68	NAIA	11-13	.458	--	--	Ben Lindsey (8)	--	--
1968-69	NAIA	14-11	.560	--	--	Ben Lindsey (9)	--	--
1969-70	NAIA	21-6	.778	--	--	Ben Lindsey (10)	--	--
1970-71	NAIA	10-17	.370	--	--	Ben Lindsey (11)	--	--
1971-72	NAIA	17-12	.586	--	--	Ben Lindsey (12)	--	--
1972-73	NAIA	19-10	.655	--	--	Ben Lindsey (13)	--	(0-1) NAIA first round
1973-74	NAIA	28-2	.933	--	--	Ben Lindsey (14)	--	(1-1) NAIA second round
1974-75	NAIA	30-3	.909	--	--	Ben Lindsey (15)	--	(5-0) NAIA national champions
1975-76	NAIA	27-3	.900	--	--	Ben Lindsey (16)	--	(1-1) NAIA second round
1976-77	NAIA	20-9	.690	--	--	Ben Lindsey (17)	--	--
1977-78	NAIA	30-3	.909	--	--	Ben Lindsey (18)	--	(5-0) NAIA national champions
1978-79	NAIA	24-4	.857	--	--	Ben Lindsey (19)	--	(0-1) NAIA first round
1979-80	NAIA	25-5	.833	--	--	Ben Lindsey (20)	--	(0-1) NAIA first round
1980-81	NAIA	16-13	.552	--	--	Ben Lindsey (21)	--	--
1981-82	NAIA	17-11	.607	--	--	Jay Arnote (1)	--	--
1982-83	NAIA	23-8	.742	--	--	Jay Arnote (2)	--	--
1983-84	NAIA	21-9	.700	--	--	John Shumate (1)	--	--
1984-85	NAIA	18-16	.529	--	--	John Shumate (2)	--	--
1985-86	NAIA	19-8	.667	--	--	John Shumate (3)	--	--
1986-87	NAIA	26-12	.684	--	--	Paul Westphal (1)	--	--
1987-88	NAIA	37-6	.860	--	--	Paul Westphal (2)	--	(5-0) NAIA national champions
1988-89	NAIA	26-5	.839	--	--	Bill Westphal (1)	--	(0-1) NAIA first round
1989-90	NAIA	25-10	.694	--	--	Bill Westphal (2)	--	(1-1) NAIA second round
1990-91	NAIA	19-11	.633	--	--	Leighton McCrary (1)	T-1st	--

Year	Affiliation	Overall		Conference		Coach (year)	Regular season league finish	Postseason
		W-L	Pct.	W-L	Pct.			
1991-92	NCAA Div. II - Pacific West	22-6	.786	--	--	Leighton McCrary (2)	1st	--
1992-93	NCAA Div. II - Pacific West	20-11	.645	7-5	.583	Leighton McCrary (3)		--
1993-94	NCAA Div. II - Pacific West	14-15	.483	6-6	.462	Leighton McCrary (4)		--
1994-95	NCAA Div. II - Calif. Collegiate	17-11	.607	8-4	.667	Leighton McCrary (5)		--
1995-96	NCAA Div. II - Calif. Collegiate	23-6	.793	8-4	.667	Leighton McCrary (6)		(1-1) NCAA second round
1996-97	NCAA Div. II - Calif. Collegiate	23-6	.793	9-3	.750	Leighton McCrary (7)		(1-1) NCAA second round
1997-98	NCAA Div. II - Calif. Collegiate	17-10	.630	6-6	.500	Leighton McCrary (8)		(0-1) NCAA first round
1998-99	NCAA Div. II - Calif. Collegiate	16-11	.593	12-10	.545	Leighton McCrary (9)	3rd (6)	--
1999-00	NCAA Div. II - Calif. Collegiate	15-14	.517	11-11	.500	Leighton McCrary (10)	2nd (6)	--
2000-01	NCAA Div. II - Calif. Collegiate	9-17	.346	9-13	.409	Leighton McCrary (11)	1st (6)	--
2001-02	NCAA Div. II - Calif. Collegiate	10-17	.370	8-14	.364	Leighton McCrary (12)	5th (6)	--
2002-03	NCAA Div. II - Calif. Collegiate	9-18	.333	7-15	.318	Leighton McCrary (13)	2nd (D-6)	--
2003-04	NCAA Div. II - Calif. Collegiate	3-24	.111	2-20	.091	Leighton McCrary (14)	1st (D-6)	--
2004-05	NCAA Div. II - Independent	13-16	.611	--	--	Scott Mossman (1)	2nd (D-4)	--
2005-06	NCAA Div. II - Independent	19-8	.704	--	--	Scott Mossman (2)	--	--
2006-07	NCAA Div. II - Pacific West	21-8	.724	13-2	.867	Scott Mossman (3)	1st	(1-1) NCAA West Region
2007-08	NCAA Div. II - Pacific West	12-15	.444	6-12	.333	Scott Mossman (4)	5th	--
2008-09	NCAA Div. II - Pacific West	13-14	.481	5-7	.417	Dan Nichols (1)	5th	--
2009-10	NCAA Div. II - Pacific West	16-16	.500	10-6	.625	Russ Pennell (1)	4th	--
2010-11	NCAA Div. II - Pacific West	14-12	.538	9-7	.562	Russ Pennell (2)	4th	--
2011-12	NCAA Div. II - Pacific West	19-8	.704	13-5	.722	Russ Pennell (3)	3rd	(0-1) NCAA West Region
2012-13	NCAA Div. II - Pacific West	23-8	.742	14-4	.778	Russ Pennell (4)	t-2nd	(0-1) NCAA West Region
2013-14	NCAA Div. I - WAC	15-15	.500	10-6	.625	Dan Majerle (1)	3rd	(0-1) CIT first round
2014-15	NCAA Div. I - WAC	17-15	.531	8-6	.571	Dan Majerle (2)	t-2nd	(0-1) CIT first round
2015-16	NCAA Div. I - WAC	27-7	.794	11-3	.786	Dan Majerle (3)	t-2nd	(2-1) CIT quarterfinals
2016-17	NCAA Div. I - WAC	22-9	.710	11-3	.786	Dan Majerle (4)	3rd	--
2017-18	NCAA Div. I - WAC	22-12	.647	9-5	.643	Dan Majerle (5)	3rd	(0-1) CBI first round
2018-19	NCAA Div. I - WAC	20-14	.588	10-6	.625	Dan Majerle (6)	3rd	(0-1) CBI first round
2019-20	NCAA Div. I - WAC	13-17	.433	8-8	.500	Dan Majerle (7)	t-5th	^
2020-21	NCAA Div. I - WAC					Bryce Drew (1)		

shading denotes Division I seasons
 GCU was ineligible for postseason play for the 2013-14 through 2016-17 seasons due to NCAA transition rules
 ^ WAC Tournament canceled due to COVID-19

HISTORY » TEAM STATS BY YEAR (AVERAGES)

Year	Points	Opp.	Margin	FGM	FGA	FG%	3PM	3PA	3P%	FTM	FTA	FT%	Reb.	Off.	Margin	Ast.	Tov.	Stl.	Bk.
1949-50	35.2	67.0	-31.8	12.4	--	--	--	--	--	10.5	--	--	--	--	--	--	--	--	--
1950-51	46.8	57.1	-10.3	17.8	--	--	--	--	--	11.2	--	--	--	--	--	--	--	--	--
1951-52	55.0	63.5	-8.5	20.6	--	--	--	--	--	13.9	--	--	--	--	--	--	--	--	--
1952-53	57.5	57.2	+0.3	19.4	56.4	34.5	--	--	--	18.6	30.6	60.9	30.1	--	-5.0	--	13.0	--	--
1953-54	63.9	66.0	-2.1	23.6	74.3	31.8	--	--	--	16.7	27.3	61.5	42.7	--	+2.3	--	16.8	--	--
1954-55	74.3	69.2	+5.1	27.5	75.9	36.2	--	--	--	19.4	28.3	68.5	43.6	--	+1.4	--	15.8	--	--
1955-56	75.2	80.9	-5.7	27.6	75.4	36.5	--	--	--	20.0	31.3	64.1	34.5	--	--	--	15.1	--	--
1956-57	71.2	65.4	+5.8	25.4	65.7	38.6	--	--	--	20.5	31.2	65.6	44.7	--	+7.7	--	22.0	--	--
1957-58	80.1	71.5	+8.6	32.7	77.4	42.2	--	--	--	14.7	24.0	61.0	49.7	--	+6.7	1.9	19.9	8.6	--
1958-59	82.6	65.8	+16.8	31.8	80.7	39.4	--	--	--	19.0	28.5	66.6	52.6	--	+9.1	6.7	16.6	12.7	--
1959-60	76.0	69.1	+6.9	28.7	75.3	38.1	--	--	--	18.6	27.3	68.2	52.5	--	+10.6	6.9	18.3	9.7	--
1960-61	81.4	73.3	+8.1	31.7	75.0	42.3	--	--	--	18.0	25.7	69.8	48.4	18.9	+4.5	5.5	15.0	7.1	--
1961-62	73.2	69.2	+4.0	26.7	67.8	39.3	--	--	--	19.9	30.0	66.2	45.0	17.5	+0.9	5.8	15.2	8.4	--
1962-63	74.1	75.0	-0.9	27.6	68.7	40.2	--	--	--	18.9	28.9	65.5	37.1	15.7	-11.7	7.0	17.5	8.2	--
1963-64	85.0	89.9	-4.9	32.3	76.2	42.4	--	--	--	20.3	28.3	71.8	42.4	16.2	-11.8	5.8	16.2	8.7	--
1964-65	81.1	84.5	-3.4	31.2	74.9	41.6	--	--	--	18.8	27.8	67.5	40.0	15.1	-12.6	7.7	16.4	6.5	--
1965-66	89.8	91.9	-2.1	36.1	89.2	40.5	--	--	--	17.5	28.5	67.9	48.9	22.5	-5.7	7.5	15.0	7.0	--
1966-67	88.2	87.2	+1.0	36.2	87.0	41.6	--	--	--	15.9	22.3	71.1	47.5	19.1	+2.5	7.9	12.7	9.0	--
1967-68	77.5	78.7	-1.2	32.4	74.3	43.6	--	--	--	12.8	20.5	62.3	41.6	15.7	-4.4	4.3	12.8	6.5	--
1968-69	84.1	79.1	+5.0	34.6	80.2	43.2	--	--	--	14.8	21.0	70.5	45.6	16.8	+2.1	6.6	14.0	7.3	--
1969-70	88.3	79.2	+9.1	35.7	78.1	45.7	--	--	--	17.0	24.8	68.5	45.5	15.7	+2.2	10.8	15.4	6.6	--
1970-71	78.5	79.5	-1.0	31.5	76.9	41.0	--	--	--	15.4	23.9	64.8	47.3	17.9	+2.2	9.3	16.8	5.5	--
1971-72	70.4	70.4	0.0	26.3	66.4	39.7	--	--	--	17.8	25.6	69.3	36.7	12.6	-5.5	8.4	14.7	8.4	--
1972-73	72.8	64.6	+8.2	29.5	64.0	46.1	--	--	--	13.7	19.2	71.6	41.9	12.9	+4.8	14.3	15.1	6.0	--
1973-74	74.7	61.4	+13.3	30.5	63.9	47.8	--	--	--	13.6	18.9	72.1	42.4	13.5	+9.6	16.2	15.0	8.8	--
1974-75	76.5	64.7	+11.8	31.9	67.0	47.6	--	--	--	12.6	17.8	70.8	43.1	14.3	+8.4	14.8	15.6	8.0	--
1975-76	70.7	61.1	+9.6	29.0	60.4	48.0	--	--	--	12.8	17.9	71.2	38.9	11.3	+7.4	14.8	12.3	6.6	--
1976-77	73.1	67.7	+5.4	30.0	65.8	45.6	--	--	--	13.1	18.2	72.0	38.7	12.8	+4.8	14.1	15.0	8.8	--
1977-78	81.6	71.5	+10.1	32.5	66.2	49.1	--	--	--	16.7	23.1	72.1	40.6	12.8	+5.2	17.1	13.4	9.0	--
1978-79	77.9	68.1	+9.8	32.0	64.5	49.7	--	--	--	13.9	19.6	70.8	35.4	12.4	+7.9	15.0	11.5	7.9	--
1979-80	72.3	63.6	+8.7	28.4	61.4	46.3	--	--	--	15.5	21.5	72.2	37.6	11.5	+5.6	17.2	11.0	8.5	--
1980-81	60.6	61.6	-1.0	24.1	56.9	42.3	--	--	--	12.5	18.9	66.1	33.5	11.3	--	13.0	11.5	6.0	--
1981-82	68.1	60.9	+7.2	27.6	54.7	50.4	--	--	--	13.0	19.4	66.9	29.9	--	+6.8	13.5	--	--	--
1982-83	70.1	62.7	+7.4	28.1	57.4	49.0	--	--	--	13.9	21.4	64.9	33.5	--	+5.6	14.8	16.0	--	--
1983-84	63.8	61.0	+2.8	24.5	51.4	47.7	--	--	--	14.8	22.9	64.7	34.6	--	-0.6	10.7	13.6	--	--
1984-85	71.6	69.5	+2.1	27.5	56.8	48.4	--	--	--	16.7	23.5	71.3	35.6	--	+4.8	13.2	16.8	7.7	1.6
1985-86	90.6	78.5	+12.1	35.7	72.7	49.2	--	--	--	19.1	26.7	71.6	43.6	--	+7.0	17.4	17.0	11.6	2.2
1986-87	73.7	69.3	+4.4	26.8	51.0	52.7	5.7	14.5	39.0	14.4	21.4	67.2	40.0	--	+2.2	12.8	15.8	8.9	3.9
1987-88	95.2	82.3	+12.9	35.6	68.2	52.2	5.9	13.8	42.9	18.0	25.9	69.4	38.8	13.2	+6.1	18.6	15.7	8.6	4.7
1988-89	96.8	82.0	+14.8	37.0	69.6	53.2	6.8	16.4	41.8	16.0	23.5	68.2	39.6	14.1	+6.4	19.0	14.5	8.8	4.4
1989-90	82.9	74.4	+8.5	31.4	66.5	47.2	4.6	13.7	33.3	15.5	22.7	68.3	40.1	14.2	+6.3	14.5	14.7	8.1	4.6
1990-91	72.7	71.2	+1.5	27.3	58.4	46.7	3.2	9.6	33.2	15.0	22.0	68.0	31.5	12.0	+0.9	12.7	15.7	6.6	2.0
1991-92	88.2	83.1	+5.1	32.8	67.0	48.9	6.5	17.6	36.8	16.1	22.9	70.6	33.3	10.7	-4.5	14.5	14.8	8.6	3.2
1992-93	90.1	83.3	+6.8	33.6	68.3	49.2	7.8	20.0	39.2	15.0	21.3	70.3	31.7	12.0	-3.2	18.2	14.2	11.3	2.4
Year	Points	Opp.	Margin	FGM	FGA	FG%	3PM	3PA	3P%	FTM	FTA	FT%	Reb.	Off.	Margin	Ast.	Tov.	Stl.	Bk.

OUTLOOK

REVIEW

TEAM

THIS IS GCU

HISTORY

Year	Points	Opp.	Margin	FGM	FGA	FG%	3PM	3PA	3P%	FTM	FTA	FT%	Reb.	Off.	Margin	Ast.	Tov.	Stl.	Bk.
1993-94	82.8	83.1	-0.3	30.8	63.8	48.2	6.3	18.2	34.5	15.0	21.5	69.8	31.9	11.7	-1.9	15.4	13.3	6.8	1.8
1994-95	80.9	81.0	-0.1	30.6	63.8	48.1	4.0	14.3	27.7	15.7	23.8	65.8	44.3	--	-0.7	12.8	15.7	8.0	4.0
1995-96	85.0	73.8	+11.2	30.3	14.8	47.7	4.4	14.8	30.1	20.0	28.0	71.5	38.0	13.0	+7.2	16.0	14.6	9.3	6.2
1996-97	75.8	62.7	+13.1	28.3	57.7	49.1	3.6	11.2	32.3	15.6	24.2	64.3	33.2	12.2	+5.7	12.7	16.5	11.7	4.5
1997-98	74.0	69.7	+4.3	27.0	58.9	45.8	3.5	12.2	28.8	16.4	26.6	61.8	34.9	13.5	-2.2	12.1	14.7	9.4	5.7
1998-99	70.7	66.7	+4.0	25.4	59.3	42.8	4.8	15.9	30.2	15.2	21.6	70.3	36.3	14.7	+0.9	12.7	16.1	9.2	3.4
1999-00	70.2	70.8	-0.6	23.8	57.5	41.4	7.3	20.7	35.4	15.2	22.3	68.3	35.9	12.4	-1.8	13.8	15.8	6.9	2.8
2000-01	70.0	73.8	-3.8	23.9	57.5	41.6	6.5	19.1	34.2	15.6	23.2	67.4	38.5	13.4	+0.7	13.5	16.0	6.2	3.4
2001-02	74.9	79.4	-4.5	27.1	62.2	43.6	4.9	16.4	30.0	15.7	23.8	66.0	37.3	13.9	-2.7	14.0	16.1	7.3	3.3
2002-03	67.7	73.6	-5.9	24.6	58.4	42.1	4.7	15.7	29.8	13.7	21.1	65.0	34.9	13.7	-4.1	12.1	15.0	7.8	2.7
2003-04	61.0	73.7	-12.7	21.3	51.6	41.2	3.9	13.2	29.2	14.6	21.4	68.0	31.5	10.1	-3.7	9.3	15.4	5.1	2.0
2004-05	70.2	70.3	-0.1	25.7	53.7	47.8	5.6	16.1	34.5	13.3	18.9	70.3	32.1	8.8	-0.9	14.6	13.6	6.4	2.8
2005-06	92.5	80.2	+12.3	31.7	61.2	51.8	10.6	23.7	44.7	18.5	23.9	77.4	35.3	10.2	+1.3	19.3	14.0	7.8	3.3
2006-07	75.9	68.6	+7.3	25.6	53.9	47.4	8.8	22.5	39.3	16.0	21.9	72.9	33.9	8.9	+2.3	14.3	14.8	5.9	3.4
2007-08	76.0	73.6	+2.4	25.5	54.8	46.6	8.0	20.0	40.1	16.9	22.7	74.7	33.0	8.4	-0.5	14.5	13.9	6.0	4.4
2008-09	70.7	72.0	-1.3	24.7	56.7	43.5	5.7	17.6	32.7	15.6	22.0	71.0	33.7	11.0	-2.7	14.2	14.9	8.6	3.4
2009-10	64.7	67.5	-2.8	22.4	51.1	43.9	6.5	18.7	34.6	13.4	20.0	67.0	30.8	10.5	-0.3	11.3	16.0	6.1	2.5
2010-11	69.6	68.1	+1.5	24.7	53.9	45.7	6.0	16.2	36.9	14.3	20.8	68.6	31.5	9.6	-2.5	12.7	13.7	6.2	2.5
2011-12	72.3	65.1	+7.2	23.5	53.0	44.3	6.3	17.6	35.7	19.0	26.1	72.9	35.0	10.7	+0.9	12.9	14.0	6.6	4.5
2012-13	70.0	65.0	+5.0	22.3	53.5	41.8	5.9	17.8	32.9	19.5	26.2	74.6	36.7	12.6	+5.5	11.7	13.6	6.3	2.7
2013-14	72.1	71.7	+0.4	22.4	51.6	43.3	6.9	19.5	35.2	20.5	27.7	74.0	35.5	9.6	+1.3	12.9	12.7	4.0	2.8
2014-15	68.7	68.4	+0.3	23.7	52.6	45.1	6.2	18.6	33.3	15.1	21.1	71.5	31.7	8.8	-3.5	12.1	11.2	5.3	3.1
2015-16	75.9	68.1	+7.8	26.4	58.2	45.3	6.2	17.1	36.0	17.0	24.6	69.3	38.3	11.7	+4.0	14.8	12.0	6.1	2.6
2016-17	73.6	67.8	+5.8	25.5	58.5	43.6	6.6	20.0	33.1	16.0	24.1	66.5	37.6	10.8	+1.3	13.6	12.8	7.5	2.5
2017-18	73.9	65.1	+8.8	25.1	58.6	42.9	7.4	22.9	32.2	16.2	23.1	70.2	38.5	11.9	+2.1	15.9	13.2	6.2	3.9
2018-19	75.3	69.2	+6.1	26.7	59.0	45.2	7.6	22.9	33.1	14.3	19.6	73.1	36.4	10.3	+2.5	14.1	12.1	6.1	2.2
2019-20	70.5	73.0	-2.5	24.7	54.7	45.1	6.0	18.0	33.3	15.2	20.4	74.6	32.7	7.6	-2.3	11.8	11.5	4.8	1.3
Year	Points	Opp.	Margin	FGM	FGA	FG%	3PM	3PA	3P%	FTM	FTA	FT%	Reb.	Off.	Margin	Ast.	Tov.	Stl.	Bk.

black shading denotes all-time record

black outline denotes D-I record

HISTORY » TEAM STATS BY YEAR (TOTALS)

OUTLOOK

REVIEW

TEAM

THIS IS GCU

HISTORY

Year	Games	Points	Opp.	FGM	FGA	FG%	3PM	3PA	3P%	FTM	FTA	FT%	Reb.	Off.	Ast.	Tov.	Stl.	Blk.
1949-50	8	282	536	99	--	--	--	--	--	84	--	--	--	--	--	--	--	--
1950-51	13	608	742	231	--	--	--	--	--	146	--	--	--	--	--	--	--	--
1951-52	20	1,099	1,270	411	--	--	--	--	--	277	--	--	--	--	--	--	--	--
1952-53	25	1,437	1,430	486	1,409	34.5	--	--	--	465	764	60.9	767	--	--	325	--	--
1953-54	23	1,469	1,519	542	1,707	31.8	--	--	--	385	626	61.5	981	--	--	386	--	--
1954-55	22	1,634	1,523	604	1,669	36.2	--	--	--	426	622	68.5	959	--	--	348	--	--
1955-56	23	1,729	1,598	634	1,735	36.5	--	--	--	461	719	64.1	794	--	--	347	--	--
1956-57	24	1,709	1,569	609	1,577	38.6	--	--	--	491	748	65.6	1,072	--	--	529	--	--
1957-58	20	1,601	1,430	654	1,548	42.2	--	--	--	293	480	61.0	994	399	37	397	171	--
1958-59	20	1,651	1,315	636	1,613	39.4	--	--	--	379	569	66.6	1,052	415	134	332	254	--
1959-60	24	1,825	1,658	689	1,808	38.1	--	--	--	447	655	68.2	1,260	501	165	439	232	--
1960-61	22	1,791	1,613	698	1,650	42.3	--	--	--	395	566	69.8	1,064	415	120	331	156	--
1961-62	22	1,611	1,523	587	1,492	39.3	--	--	--	437	660	66.2	989	385	127	334	185	--
1962-63	22	1,630	1,649	607	1,511	40.2	--	--	--	416	635	65.5	816	345	154	386	180	--
1963-64	21	1,785	1,887	679	1,600	42.4	--	--	--	427	595	71.8	890	341	121	341	182	--
1964-65	23	1,866	1,944	717	1,722	41.6	--	--	--	432	640	67.5	919	348	178	378	150	--
1965-66	24	2,155	2,206	867	2,141	40.5	--	--	--	421	620	67.9	1,174	541	181	361	167	--
1966-67	27	2,350	2,240	977	2,350	41.6	--	--	--	428	602	71.1	1,282	516	213	344	242	--
1967-68	24	1,782	1,688	777	1,782	43.6	--	--	--	307	493	62.3	999	377	103	308	155	--
1968-69	25	2,102	1,978	866	2,004	43.2	--	--	--	370	525	70.5	1,141	421	165	351	183	--
1969-70	27	2,385	2,138	963	2,108	45.7	--	--	--	459	670	68.5	1,228	423	292	416	177	--
1970-71	27	2,119	2,147	851	2,077	41.0	--	--	--	417	644	64.8	1,276	482	252	453	148	--
1971-72	29	2,043	2,041	764	1,925	39.7	--	--	--	515	743	69.3	1,063	366	243	426	243	--
1972-73	29	2,110	1,874	856	1,855	46.1	--	--	--	398	556	71.6	1,215	375	416	438	174	--
1973-74	30	2,241	1,841	916	1,918	47.8	--	--	--	409	567	72.1	1,271	404	485	449	263	--
1974-75	33	2,523	2,136	1,053	2,210	47.6	--	--	--	417	589	70.8	1,423	473	487	514	264	--
1975-76	30	2,121	1,832	869	1,811	48.0	--	--	--	383	538	71.2	1,166	338	445	368	198	--
1976-77	29	2,120	1,964	870	1,908	45.6	--	--	--	380	528	72.0	1,122	370	408	436	254	--
1977-78	33	2,694	2,361	1,072	2,185	49.1	--	--	--	550	763	72.1	1,341	424	565	443	298	--
1978-79	28	2,182	1,908	897	1,806	49.7	--	--	--	388	548	70.8	990	347	421	321	222	--
1979-80	30	2,169	1,908	852	1,841	46.3	--	--	--	465	644	72.2	1,128	344	515	330	255	--
1980-81	29	1,758	1,786	698	1,650	42.3	--	--	--	362	548	66.1	972	328	378	334	173	--
1981-82	28	1,908	1,705	772	1,531	50.4	--	--	--	364	544	66.9	836	--	379	--	--	--
1982-83	31	2,173	1,945	871	1,779	49.0	--	--	--	431	664	64.9	1,037	--	459	496	--	--
1983-84	30	1,915	1,829	735	1,542	47.7	--	--	--	445	668	64.7	1,038	--	322	409	--	--
1984-85	33	2,364	2,293	906	1,873	48.4	--	--	--	552	774	71.3	1,175	--	436	554	253	52
1985-86	27	2,447	2,119	965	1,963	49.2	--	--	--	517	722	71.6	1,178	--	470	458	313	59
1986-87	38	2,802	2,633	1,020	1,937	52.7	215	551	39.0	547	814	67.2	1,519	--	486	602	337	150
1987-88	43	4,093	3,539	1,532	2,934	52.2	255	595	42.9	774	1,115	69.4	1,669	568	801	677	368	202
1988-89	31	3,002	2,542	1,147	2,158	53.2	212	507	41.8	496	727	68.2	1,228	436	590	451	273	135
1989-90	35	2,901	2,604	1,099	2,328	47.2	160	480	33.3	543	795	68.3	1,404	498	506	515	283	160
1990-91	30	2,181	2,135	818	1,752	46.7	96	289	33.2	449	660	68.0	946	359	380	472	199	59
1991-92	28	2,469	2,328	918	1,876	48.9	181	492	36.8	452	640	70.6	932	300	405	415	241	89
1992-93	31	2,792	2,581	1,042	2,118	49.2	243	620	39.2	465	661	70.3	984	371	565	440	351	74
Year	Games	Points	Opp.	FGM	FGA	FG%	3PM	3PA	3P%	FTM	FTA	FT%	Reb.	Off.	Ast.	Tov.	Stl.	Blk.

Year	Games	Points	Opp.	FGM	FGA	FG%	3PM	3PA	3P%	FTM	FTA	FT%	Reb.	Off.	Ast.	Tov.	Stl.	Blk.
1993-94	29	2,401	2,411	892	1,849	48.2	182	528	34.5	435	623	69.8	926	339	447	386	197	51
1994-95	28	2,266	2,269	858	1,785	48.1	111	401	27.7	439	667	65.8	1,240	--	358	439	223	113
1995-96	29	2,465	2,140	878	1,840	47.7	129	429	30.1	580	811	71.5	1,102	376	463	423	269	180
1996-97	29	2,199	1,817	821	1,673	49.1	105	325	32.3	452	703	64.3	963	353	369	478	340	131
1997-98	27	1,997	1,883	729	1,590	45.8	95	330	28.8	444	718	61.8	942	364	328	396	255	155
1998-99	27	1,910	1,802	685	1,600	42.8	130	430	30.2	410	583	70.3	981	397	342	435	248	93
1999-00	29	2,035	2,052	690	1,667	41.4	213	601	35.4	442	647	68.3	1,041	361	399	457	199	81
2000-01	26	1,820	1,918	622	1,494	41.6	170	497	34.2	406	602	67.4	1,002	348	350	417	161	88
2001-02	27	2,021	2,145	732	1,680	43.6	133	443	30.0	424	642	66.0	1,008	375	379	434	197	88
2002-03	27	1,827	1,986	665	1,578	42.1	126	423	29.8	371	571	65.0	942	371	328	404	211	73
2003-04	27	1,646	1,991	574	1,393	41.2	104	356	29.2	394	579	68.0	851	274	252	416	139	54
2004-05	29	2,037	2,039	745	1,557	47.8	161	466	34.5	386	549	70.3	931	255	423	394	187	80
2005-06	27	2,497	2,165	856	1,652	51.8	286	640	44.7	499	645	77.4	954	275	520	377	210	89
2006-07	29	2,201	1,989	741	1,562	47.4	256	652	39.3	463	635	72.9	984	257	416	429	172	98
2007-08	27	2,052	1,986	689	1,480	46.6	217	541	40.1	457	612	74.7	892	228	391	375	162	118
2008-09	27	1,909	1,945	666	1,531	43.5	155	474	32.7	422	594	71.0	910	298	384	403	233	93
2009-10	32	2,070	2,160	717	1,634	43.9	207	599	34.6	429	640	67.0	984	336	360	513	196	81
2010-11	26	1,809	1,771	641	1,402	45.7	155	420	36.9	372	542	68.6	820	249	331	357	160	64
2011-12	27	1,951	1,758	634	1,430	44.3	170	476	35.7	513	704	72.9	945	288	349	379	178	122
2012-13	31	2,171	2,015	692	1,657	41.8	182	553	32.9	605	811	74.6	1,138	390	363	421	194	83
2013-14	30	2,163	2,152	671	1,549	43.3	206	586	35.2	615	831	74.0	1,064	289	386	381	121	83
2014-15	32	2,198	2,188	759	1,683	45.1	198	594	33.3	482	674	71.5	1,015	281	388	358	171	99
2015-16	34	2,581	2,316	896	1,979	45.3	210	583	36.0	579	835	69.3	1,301	399	504	407	209	90
2016-17	31	2,282	2,103	790	1,812	43.6	205	619	33.1	497	747	66.5	1,166	335	423	397	233	79
2017-18	34	2,512	2,213	855	1,992	42.9	251	779	32.2	551	785	70.2	1,310	405	540	450	211	134
2018-19	34	2,560	2,353	907	2,006	45.2	257	777	33.1	487	666	73.1	1,238	351	478	411	207	75
2019-20	30	2,116	2,191	740	1,641	45.1	180	541	33.3	456	611	74.6	980	227	355	346	144	39
Year	Games	Points	Opp.	FGM	FGA	FG%	3PM	3PA	3P%	FTM	FTA	FT%	Reb.	Off.	Ast.	Tov.	Stl.	Blk.

black shading denotes all-time record

black outline denotes D-I record

HISTORY » STAT LEADERS BY YEAR

Year	Points	Rebounds	Assists	FG% (min. 100 att.)	3P% (min. 50 att.)	Minutes	Steals
1949-50	-	-	-	-	-	-	-
1950-51	14.8- Robinett (fr.)	-	-	-	-	-	-
1951-52	16.0- Forrest (so.)	-	-	-	-	-	-
1952-53	13.5- Menefee (jr.)	8.3- Hill (fr.)	-	38.2- Hill (fr.)	-	-	-
1953-54	12.4- Hill (so.)	10.6- Forrest (sr.)	-	36.8- Forrest (jr.)	-	-	-
1954-55	19.2- Rising (jr.)	11.0- Rising (jr.)	-	38.1- Seamster (sr.)	-	-	-
1955-56	14.7- Rising (sr.)	10.7- Rising (sr.)	-	44.6- Hill (sr.)	-	-	-
1956-57	20.3- Baker (so.)	13.3- Dean (so.)	-	53.3- Dean (so.)	-	-	-
1957-58	19.8- Deines (jr.)	20.1- Dean (jr.)	0.7- Dean (sr.)	49.5- Dean (jr.)	-	-	2.2- Deines (jr.)
1958-59	18.3- Dean (sr.)	17.1- Dean (sr.)	1.6- Deines (sr.)	54.8- Dean (sr.)	-	-	3.5- Deines (sr.)
1959-60	15.1- Lindsey (so.)	14.3- Lindsey (so.)	1.6- Blake (so.)	43.9- Shipp (sr.)	-	-	2.5- Lindsey (so.)
1960-61	20.9- Mattson (sr.)	11.6- Lindsey (jr.)	1.8- Lindsey (jr.)	44.1- Mattson (sr.)	-	-	2.1- Lindsey (jr.)
1961-62	23.2- Lindsey (sr.)	12.0- Lindsey (sr.)	1.2- Lindsey (sr.)	47.4- Lindsey (sr.)	-	-	2.5- Lindsey (sr.)
1962-63	18.7- Brewer (jr.)	9.8- Conner (sr.)	1.7- Brewer (jr.)	47.3- Warren (fr.)	-	-	2.4- Brewer (jr.)
1963-64	20.3- Brewer (sr.)	10.7- Warren (so.)	1.5- Brewer (sr.)	47.5- Brewer (sr.)	-	-	2.9- Brewer (sr.)
1964-65	17.6- French (sr.)	10.2- Warren (jr.)	1.4- Pile (sr.)	49.1- Hanley (jr.)	-	-	1.2- Warren (jr.)
1965-66	17.6- Bateman (jr.)	11.0- Sullivan (so.)	1.4- Helton (so.)	48.0- Sullivan (so.)	-	-	1.4- Helton (so.)
1966-67	24.2- Bateman (sr.)	11.6- Sullivan (jr.)	3.2- Helton (jr.)	45.2- Gagnon (so.)	-	-	2.1- Helton (jr.)
1967-68	19.6- Gagnon (jr.)	10.0- Gagnon (jr.)	2.3- Helton (sr.)	48.2- Jones (so.)	-	-	2.0- Helton (sr.)
1968-69	16.6- Burnside (jr.)	8.5- Traylor (jr.)	1.7- Swinford (jr.)	48.0- Upton (so.)	-	-	1.8- Swinford (jr.)
1969-70	17.2- Burnside (sr.)	11.8- Rice (jr.)	2.6- Swinford (sr.)	50.7- Ernst (sr.)	-	-	1.8- Swinford (sr.)
1970-71	13.4- Rice (sr.)	10.3- Rice (sr.)	2.0- Irvine (fr.)	47.3- Upton (sr.)	-	-	1.0- Irvine (fr.)
1971-72	16.0- Santa Cruz (jr.)	8.8- Santa Cruz (jr.)	1.9- Helton (jr.)	45.1- Santa Cruz (jr.)	-	-	2.7- Irvine (so.)
1972-73	17.2- Forrest (fr.)	14.5- Forrest (fr.)	2.5- Helton (sr.)	50.1- Forrest (fr.)	-	-	1.6- Irvine (jr.)
1973-74	18.2- Forrest (so.)	12.8- Forrest (so.)	4.6- Forrest (so.)	53.2- Forrest (so.)	-	-	1.8- Irvine (sr.)
1974-75	18.2- Forrest (jr.)	12.6- Forrest (jr.)	3.1- Forrest (jr.)	56.2- Forrest (jr.)	-	-	2.2- Everett (jr.)
1975-76	18.3- Forrest (sr.)	10.8- Forrest (sr.)	4.0- Forrest (sr.)	55.9- Stout (sr.)	-	-	2.1- Everett (sr.)
1976-77	16.3- Hall (jr.)	9.3- Hall (jr.)	3.0- Stokes (jr.)	51.1- Hall (jr.)	-	-	2.2- Stokes (jr.)
1977-78	17.0- Stokes (sr.)	9.0- Price (so.)	4.1- Polk (jr.)	53.1- Price (so.)	-	-	2.5- Stokes (sr.)
1978-79	17.6- Arvizu (sr.)	7.9- Price (jr.)	4.2- Polk (sr.)	55.9- Price (jr.)	-	-	1.5- Farrell (jr.)
1979-80	12.9- Farrell (sr.)	8.6- Price (sr.)	3.5- Farrell (sr.)	53.6- Ross (sr.)	-	-	2.2- Farrell (sr.)
1980-81	13.3- Duncan (sr.)	6.9- Duncan (sr.)	2.0- Lamb (sr.)	50.0- Allen (jr.)	-	-	1.5- Gilchrist (jr.)
1981-82	11.6- Pyers (jr.)	5.6- Gray (so.)	2.5- McIver (sr.)	55.4- Pyers (jr.)	-	-	-
1982-83	15.3- Pyers (sr.)	5.4- Gillis (sr.)	3.4- Pyers (sr.)	59.0- Gillis (sr.)	-	-	-
1983-84	14.8- Williams (jr.)	6.6- Boatright (sr.)	2.3- Boatright (sr.)	49.0- Staples (sr.)	-	34.8- Staples (sr.)	-
1984-85	17.6- Warren (jr.)	7.4- Cecil (sr.)	2.6- Warren (jr.)	51.4- Kennedy (jr.)	-	34.6- Warren (jr.)	2.1- Monteverde (jr.)
1985-86	23.3- Warren (sr.)	5.9- Gallagher (so.)	3.4- Warren (sr.)	55.9- Scroggins (jr.)	-	33.3- Warren (sr.)	2.7- Monteverde (sr.)
1986-87	19.1- Singleton (sr.)	8.8- Scroggins (sr.)	3.3- Singleton (sr.)	60.4- Henige (so.)	44.4- Akre (jr.)	30.4- Singleton (sr.)	2.3- Johns (jr.)
1987-88	16.7- Williams (jr.)	6.8- Enge (jr.)	5.6- Johnson (jr.)	60.5- Johns (sr.)	51.2- Akre (sr.)	31.3- Johns (sr.)	2.3- Johns (sr.)
1988-89	20.5- Williams (sr.)	7.9- Enge (sr.)	7.3- Johnson (sr.)	66.1- Oliphant (sr.)	45.3- Ledbetter (sr.)	31.6- Johnson (sr.)	1.8- Johnson (sr.)
1989-90	13.6- Steward (jr.)	6.4- Ondigo (so.)	3.2- McDaniel (jr.)	56.5- Geerders (jr.)	37.9- Steward (jr.)	26.8- Steward (jr.)	1.4- Steward (jr.)
1990-91	17.5- Carter (jr.)	6.9- Taylor (sr.)	4.2- Allison (sr.)	65.4- Gaines (sr.)	37.5- Hayes (fr.)	31.3- Allison (sr.)	2.7- Allison (sr.)
1991-92	21.0- Briscoe (jr.)	7.4- Peoples (jr.)	3.9- Hayes (so.)	58.5- Holthaus (jr.)	44.3- Briscoe (jr.)	34.1- Briscoe (jr.)	2.4- Briscoe (jr.)
1992-93	24.1- Briscoe (sr.)	7.4- Peoples (sr.)	4.0- Briscoe (sr.)	59.4- Holthaus (sr.)	45.3- Hayes (jr.)	35.1- Briscoe (sr.)	2.9- Briscoe (sr.)
Year	Points	Rebounds	Assists	FG% (min. 100 att.)	3P% (min. 50 att.)	Minutes	Steals

Year	Points	Rebounds	Assists	FG% (min. 100 att.)	3P% (min. 50 att.)	Minutes	Steals
1993-94	24.7- Pope (jr.)	7.1- Pope (jr.)	5.9- Meeks (sr.)	65.0- Noble (jr.)	39.7- Hayes (sr.)	-	1.9- Meeks (sr.)
1994-95	16.6- Langford (jr.)	9.6- Llamas (jr.)	2.3- Langford (jr.)	54.8- Langford (jr.)	29.9- Gonzales (jr.)	-	1.6- Archbold (so.)
1995-96	17.5- Llamas (sr.)	9.2- Llamas (sr.)	2.9- Archbold (jr.)	54.5- Llamas (sr.)	31.5- Archbold (jr.)	32.4- Langford (sr.)	2.3- Archbold (jr.)
1996-97	16.2- Archbold (sr.)	6.1- Gillette (sr.)	2.4- Allen (jr.)	58.4- Allen (jr.)	37.7- Murphy (fr.)	30.5- Archbold (sr.)	3.0- Archbold (sr.)
1997-98	20.1- Allen (sr.)	5.8- Allen (sr.)	3.7- Allen (sr.)	52.9- Scott (jr.)	34.8- Barquin (sr.)	34.0- Allen (sr.)	1.9- Allen (sr.)
1998-99	13.2- Edmonds (sr.)	6.2- Hall (sr.)	3.9- Edmonds (sr.)	49.8- Hall (sr.)	34.8- Inman (jr.)	31.2- Edmonds (sr.)	2.2- Edmonds (sr.)
1999-00	13.1- Knighton (jr.)	7.4- Knighton (jr.)	3.0- Miller (jr.)	52.6- Turner (so.)	44.3- Knighton (jr.)	32.0- Knighton (jr.)	1.6- Knighton (jr.)
2000-01	14.7- Knighton (sr.)	6.9- Knighton (sr.)	3.2- Knighton (sr.)	54.4- Turner (jr.)	35.1- Knighton (sr.)	34.6- Knighton (sr.)	1.5- Knighton (sr.)
2001-02	17.8- Somers (jr.)	5.6- Somers (jr.)	3.2- Riggins (so.)	56.5- Turner (sr.)	35.1- Somers (jr.)	32.1- Somers (jr.)	1.5- Somers (jr.)
2002-03	16.8- Somers (sr.)	7.9- Janssen (sr.)	1.9- Polk (fr.)	53.7- Janssen (sr.)	36.2- Newman (sr.)	35.8- Janssen (sr.)	1.7- Harris (sr.)
2003-04	16.0- Hall (jr.)	7.9- Daye (jr.)	2.6- Green (jr.)	52.0- Lee (fr.)	30.0- Green (jr.)	35.1- Green (jr.)	1.5- Hall (jr.)
2004-05	16.2- Alonzo (jr.)	5.1- Alonzo (jr.)	5.0- Nelson (jr.)	54.2- Lee (so.)	43.7- Alonzo (jr.)	33.8- Davis (sr.)	1.4- Nelson (so.)
2005-06	20.5- Alonzo (sr.)	5.3- Alonzo (sr.)	9.7- Nelson (sr.)	69.4- Lee (jr.)	51.0- Davis (jr.)	33.0- Nelson (sr.)	2.3- Nelson (sr.)
2006-07	15.9- Davis (sr.)	6.6- Lee (sr.)	2.8- Makinde (jr.)	59.2- Lee (sr.)	42.2- Bogan (jr.)	33.0- Davis (sr.)	1.1- Davis (sr.)
2007-08	14.9- Bogan (sr.)	5.7- Morrison (sr.)	4.0- Makinde (sr.)	50.5- Bogan (sr.)	53.6- Bogan (sr.)	30.3- Karre (jr.)	1.0- Makinde (sr.)
2008-09	15.0- Nurumbi (sr.)	6.7- Nurumbi (sr.)	2.3- Karre (sr.)	50.0- Nurumbi (sr.)	38.2- Dempster (sr.)	30.4- Nurumbi (sr.)	1.4- Nurumbi (sr.)
2009-10	10.0- Benson (sr.)	6.0- Ngoundjo (jr.)	3.0- Benson (sr.)	54.6- Tchatchoua (jr.)	39.3- Benson (sr.)	32.7- Carroll (fr.)	1.1- Carroll (fr.)
2010-11	10.0- Speed (jr.)	5.5- Ngoundjo (sr.)	3.5- Speed (jr.)	55.2- Tchatchoua (sr.)	41.8- Carroll (so.)	29.5- Speed (jr.)	1.3- Speed (jr.)
2011-12	13.3- Speed (sr.)	6.6- Pickrel (jr.)	3.3- Speed (sr.)	58.0- Pickrel (jr.)	40.8- Speed (sr.)	31.0- Speed (sr.)	1.4- Speed (sr.)
2012-13	13.3- Lowery (fr.)	9.0- Larson (jr.)	3.4- Lowery (fr.)	49.6- Larson (jr.)	38.5- Davis (jr.)	29.6- Lowery (fr.)	1.2- Lowery (fr.)
2013-14	17.2- Larson (sr.)	11.6- Larson (sr.)	4.2- Daly (fr.)	54.1- Larson (sr.)	40.8- Alexander (jr.)	37.8- Garrison (sr.)	1.0- Walker (sr.)
2014-15	14.2- Russell (so.)	4.9- Braun (fr.)	3.9- Russell (so.)	52.0- Davis (fr.)	38.1- Braun (fr.)	33.4- Russell (so.)	1.4- Russell (so.)
2015-16	16.5- Braun (so.)	8.8- Glaze (sr.)	5.4- Russell (jr.)	59.6- Glaze (sr.)	40.2- Martin (fr.)	31.0- Russell (jr.)	1.4- Russell (jr.)
2016-17	21.2- Russell (sr.)	7.0- Vernon (jr.)	5.4- Russell (sr.)	56.4- Vernon (jr.)	41.6- Braun (jr.)	38.3- Russell (sr.)	1.5- Russell (sr.)
2017-18	12.2- Lever (fr.)	6.7- Vernon (sr.)	4.5- Benson (sr.)	51.7- Vernon (sr.)	36.6- Frayer (so.)	29.4- Braun (sr.)	1.2- Frayer (so.)
2018-19	14.3- Johnson (jr.)	5.8- Drechsel (sr.)	3.6- Milstead (so.)	53.9- M. Finke (sr.)	35.4- Lever (so.)	28.3- Milstead (so.)	1.4- Milstead (so.)
2019-20	15.7- Lever (jr.)	6.0- Lever (jr.)	3.6- Blacksher (fr.)	53.5- Lever (jr.)	43.1- Dixon (jr.)	34.6- Blacksher (fr.)	1.6- Blacksher (fr.)
Year	Points	Rebounds	Assists	FG% (min. 100 att.)	3P% (min. 50 att.)	Minutes	Steals

black shading denotes all-time record

black outline denotes D-I record

HISTORY » LEADING SCORERS BY YEAR

1949-50

Denford Pitts	10.1
Nelson Forrest	10.0
H.K. Stringer	7.6
Bob Davis	2.4
Darius White	1.8

1950-51

Clarence Robinett	14.8
Nelson Forrest	11.8
Jerry Menefee	10.6
Bert Greer	7.0
Dan Forrest	4.6

1951-52

Dan Forrest	16.0
Jerry Menefee	12.3
Pete Gorraiz	9.8
Bert Greer	8.9
Clarence Robinett	8.5

1952-53

Jerry Menefee	13.5
Dan Forrest	12.0
Bob Hill	11.5
Clarence Robinett	9.9
Melvin Rising	7.9

1953-54

Bob Hill	12.4
Dan Forrest	12.0
Nelson Forrest	9.9
Clarence Robinett	9.2
Melvin Rising	8.6

1954-55

Melvin Rising	19.2
Al Knox	14.3
Bob Hill	11.4
Jim Franklin	9.5
Buddy Seamster	8.5

1955-56

Melvin Rising	14.7
Jerry Menefee	14.5
Bob Hill	13.1
Doug Baker	11.8
Howard Dean	9.2

1956-57

Doug Baker	20.3
T.C. Dean	19.6
Howard Dean	9.2
Lew Sorensen	8.5
Bob Gray	7.5

1957-58

Bob Deines	19.8
T.C. Dean	18.7
Doug Baker	15.8
Howard Dean	8.5
Lew Sorensen	8.2

1958-59

T.C. Dean	18.3
Bob Deines	18.1
Doug Baker	15.9
Gary Mattson	10.1
Doug Turner	7.4

1959-60

Ben Lindsey	15.1
Gary Mattson	14.1
Doug Turner	14.1
Maynard Tidmore	11.9
Ed Shipp	6.5

1960-61

Gary Mattson	20.9
Ben Lindsey	19.1
Noel Frank	14.9
Maynard Tidmore	13.8
Gary Gilliam	6.3

1961-62

Ben Lindsey	23.2
Gary Gilliam	12.4
Bob Buzzard	9.5
Jim Cook	9.3
Maynard Tidmore	8.6

1962-63

Gerry Brewer	18.7
Bo Warren	11.9
Gary Gilliam	10.2
Jim Cook	8.5
Lynn South	8.1

1963-64

Gerry Brewer	20.3
Bill French	17.8
Bo Warren	17.0
Lynn South	12.3
Phil Brown	8.7

1964-65

Bill French	17.6
Bo Warren	14.8
Lynn South	9.7
Terry Hanley	9.3
Dub Fossum	9.1

1965-66

Wayne Bateman	17.6
Bill Sullivan	15.0
Bo Warren	13.9
Terry Hanley	9.1
Duane Gagnon	8.7

1966-67

Wayne Bateman	24.2
Duane Gagnon	19.1
Bill Sullivan	13.0
Jim Carlile	9.8
J.C. Helton	7.6

1967-68

Duane Gagnon	19.6
Ernie Foote	11.6
Carlton Jones	11.0
Dave Lopez	8.3
J.C. Helton	7.9

1968-69

Joe Burnside	16.6
Mike Swinford	13.9
Duane Gagnon	13.8
Jack Traylor	10.7
Jim Rice	8.0

1969-70

Joe Burnside	17.2
Mike Swinford	14.5
Gary Ernst	14.4
Jim Rice	12.2
Earl Wilcox	10.9

1970-71

Jim Rice	13.4
Jim Irvine	11.5
Jim Collins	11.2
Greg Upton	9.2
Bob Chase	8.5

1971-72

Rudy Santa Cruz	16.0
Jim Irvine	15.2
Rodney Baxter	9.2
Eugene Helton	7.1
Bernie Teague	7.0

1972-73

Bayard Forrest	17.2
Jim Irvine	13.0
Rudy Santa Cruz	10.9
Eugene Helton	6.9
Earl Wilcox	6.7

1973-74

Bayard Forrest	18.2
Mike Haddow	16.4
Rodney Hightower	12.5
Jim Irvine	9.7
David Everett	6.3

1974-75

Bayard Forrest	18.2
Mike Haddow	15.8
Bob Stout	10.5
Rodney Hightower	9.7
David Everett	8.1

1975-76

Bayard Forrest	18.3
David Forrest	14.3
Bob Stout	12.0
Mike Osborne	6.2
Jon Forrest	5.6

1976-77

George Hall	16.3
Nate Stokes	12.0
George Holm	11.5
Richard Bacon	9.2
Mike Osborne	9.0

1977-78

Nate Stokes	17.0
George Hall	14.2
Ray Arvizu	13.0
George Slade	10.7
Willie Polk	7.6

1978-79

Ray Arvizu	17.6
Willie Polk	14.9
Bill Price	9.3
Gerard Ross	8.9
Charlie Farrell	8.5

1979-80

Charlie Farrell	12.9
Bill Price	10.5
Gerard Ross	8.1
Jim Pyers	6.9
David Benion	6.6

1980-81

Tony Duncan	13.3
Wayne Gilchrist	8.3
Terry Lamb	7.9
John Rissi	7.3
Charlie McCormick	5.9

1981-82

Jim Pyers	11.6
Wayne Gilchrist	9.4
Scott McIver	8.8
Anthony McKinney	8.3
Robert Mayberry	7.9

1982-83

Jim Pyers	15.3
Elliott Jones	11.0
Bryan Gillis	9.3
Carl Powell	7.2
Bob Kulovitz	6.5

1983-84

Bryan Williams	14.8
Billy Carter	10.8
Cornell Staples	10.3
John Graves	9.0
Mike Boatright	7.1

1984-85

Kevin Warren	17.6
Rod Monteverde	14.2
Kevin Kennedy	12.8
Dave Cecil	8.2
Randy Mead	7.3

1985-86

Kevin Warren	23.3
Rod Monteverde	19.1
Bob Gallagher	8.6
Jeff Fudge	8.4
Cleveland Mitchell	7.0

1986-87

Ron Singleton	19.1
Cecil Scroggins	12.7
Mike Greene	11.6
Rodney Johns	11.2
Ron Akre	8.8

1987-88

Gary Ware	18.9
Danl Williams	16.7
Rodney Johns	14.9
Mike Ledbetter	11.9
Bob Gallagher	10.0

1988-89

Danl Williams	20.5
Craig Johnson	17.8
Mike Ledbetter	12.4
Darryl Williford	12.4
Blair Oliphant	8.4

1989-90

Anthony Steward	13.6
David McDaniel	13.3
Andre Edwards	11.3
Eric Taylor	7.5
Steven Jones	7.3

1990-91

Maurice Carter	17.5
Eric Taylor	12.3
Derek Jones	10.3
Joey Allison	8.6
John Jones	7.2

1991-92

Chad Briscoe	21.0
Maurice Carter	18.4
Darrell Peoples	11.8
Chester Hayes	10.3
Joshua Ondigo	8.3

1992-93

Chad Briscoe	24.1
Darrell Peoples	15.0
Todd Holthaus	13.7
Chester Hayes	12.1
Elbert Meeks	7.9

1993-94

Dana Pope	24.7
Elbert Meeks	12.9
Aaron Neill	10.0
Chester Hayes	9.4
Tom Shuey	8.7

1994-95

Eric Langford	16.6
Horacio Llamas	15.1
Kenny Archbold	12.3
Tyrome Finney	10.1
Josh Gonzales	5.9

1995-96

Horacio Llamas	17.5
Eric Langford	16.7
Kenny Archbold	15.9
Tyrome Finney	8.4
Larry Reed	6.4

1996-97

Kenny Archbold	16.2
Jerry Allen	12.4
Tony Gillette	10.9
Larry Reed	9.5
Mark Murphy	8.1

1997-98

Jerry Allen	20.1
Prince Edmonds	11.1
Enrique Zuniga	10.0
Nate Scott	7.9
Andre Hall	6.1

1998-99

Prince Edmonds	13.2
Enrique Zuniga	11.5
Andre Hall	10.8
Spencer Inman	8.4
Touré Knighton	7.0

1999-00

Touré Knighton	13.1
Eddie Turner	11.3
Spencer Inman	11.3
Steve Moss-Kelly	9.3
Lee McCowan	8.2

2000-01

Touré Knighton	14.7
Kenny Mullins	11.0
Eddie Turner	9.7
Jovian Dobrzanski	8.7
Arthur Daniels	8.7

2001-02

Del Somers	17.8
Jovian Dobrzanski	10.4
Eddie Turner	10.4
Sean Harris	8.7
Arthur Daniels	8.2

2002-03

Delano Somers	16.8
John Janssen	14.3
Sean Harris	14.2
Dante Garner	6.0
Ronnie Newman	4.3

2003-04

Royce Hall	16.0
Bryan Lee	10.2
Mike Daye	10.0
Curtis Green	8.6
Jabari Riggins	6.7

2004-05

Noe Alonzo	16.2
Prileu Davis	13.5
Ryan Nelson	9.1
Emil Swain	7.3
Bryan Lee	6.3

2005-06

Noe Alonzo	20.5
Rich Davis	19.0
Ryan Nelson	13.9
Jason Stromvall	10.9
Bryan Lee	10.6

2006-07

Rich Davis	15.9
Rudy Bogan	12.7
Devon Greene	11.5
Bryan Lee	11.3
Jason Stromvall	8.8

2007-08

Rudy Bogan	14.9
David Gonzales	10.4
Milee Karre	10.3
Ty Morrison	10.3
Ladi Makinde	8.4

2008-09

Engen Nurumbi	15.0
David Cuen	14.1
Brandon McGruder	9.2
Eric Cuen	8.5
Brandon Dempster	7.7

2009-10

T.J. Benson	10.0
Brad Carroll	9.0
Nick Witherill	8.5
Gaby Ngoundjo	8.3
Justin Wesolowski	8.3

2010-11

Kyle Speed	10.0
Nick Witherill	9.5
Brad Carroll	9.2
Rony Tchatchoua	8.2
Gaby Ngoundjo	6.8

2011-12

Kyle Speed	13.3
Braylon Pickrel	10.6
Jerome Garrison	10.1
Nick Witherill	8.9
Justin Wesolowski	7.6

2012-13

Joshua Lowery	13.3
Killian Larson	11.5
Braylon Pickrel	8.9
Jerome Garrison	8.2
Justin Foreman	7.5

2013-14

Killian Larson	17.2
Jerome Garrison	16.5
Daniel Alexander	12.7
Blake Davis	7.8
Jeremy Adams	5.8

2014-15

DeWayne Russell	14.2
Joshua Braun	11.8
Royce Woolridge	10.6
Daniel Alexander	9.0
Jerome Garrison	7.8

2015-16

Joshua Braun	16.5
Grandy Glaze	14.0
DeWayne Russell	9.7
Dominic Magee	7.2
Keonta Vernon	7.0

2016-17

DeWayne Russell	21.2
Joshua Braun	17.5
Keonta Vernon	9.3
Oscar Frayer	7.9
Darion Clark	7.8

2017-18

Alessandro Lever	12.2
Joshua Braun	11.4
Casey Benson	9.7
Oscar Frayer	9.6
Keonta Vernon	9.2

2018-19

Carlos Johnson	14.3
Alessandro Lever	12.5
Michael Finke	12.1
Damari Milstead	10.3
Trey Drechsel	8.1

2019-20

Alessandro Lever	15.7
Carlos Johnson	15.5
Mikey Dixon	11.8
Jovan Blacksher Jr.	10.7
Isiah Brown	9.3

HISTORY » GAME-BY-GAME

1949-50 | 0-8

Conference none
Coach Howard Mansfield

12/2	ASC-Flagstaff	Prescott, Ariz.	L 35-38
1/26	ASC-Flagstaff	Prescott, Ariz.	L 34-72
2/3	Eastern Arizona	Prescott, Ariz.	L 32-72
2/16	at Eastern Arizona	Thatcher, Ariz.	L 31-60
2/17	at Eastern Arizona	Thatcher, Ariz.	L 40-71
2/24	at ASC-Flagstaff	Flagstaff, Ariz.	L 42-64
2/25	at Arizona State	Tempe, Ariz.	L 44-82

1950-51 | 2-11

Conference none
Coach Howard Mansfield

12/1	at Eastern Arizona	Thatcher, Ariz.	L 58-59
12/2	at Eastern Arizona	Thatcher, Ariz.	L 45-54
12/8	vs Phoenix College	Prescott, Ariz.	L 46-60
12/9	at Arizona State	Tempe, Ariz.	L 40-56
1/5	Arizona	Prescott, Ariz.	L 46-64
1/12	Arizona State	Prescott, Ariz.	W 61-46
1/15	at Phoenix College	Phoenix, Ariz.	L 52-62
2/2	Eastern Arizona	Prescott, Ariz.	L 37-59
2/3	Eastern Arizona	Prescott, Ariz.	L 36-55
2/9	at ASC-Flagstaff	Flagstaff, Ariz.	L 43-49
2/10	ASC-Flagstaff	Prescott, Ariz.	W 39-35
2/24	Arizona State	Prescott, Ariz.	L 60-65
2/27	at Arizona	Tucson, Ariz.	L 41-78

1951-52 | 5-15

Conference none
Coach Dr. David Brazzell

11/29	at ASC-Flagstaff	Flagstaff, Ariz.	L 38-56
11/30	at ASC-Flagstaff	Flagstaff, Ariz.	L 39-67
12/14	at Eastern Arizona	Thatcher, Ariz.	L 50-57
12/15	at Eastern Arizona	Thatcher, Ariz.	L 48-59
1/8	Phoenix College	Phoenix, Ariz.	L 51-70
1/14	at Arizona	Tucson, Ariz.	L 55-69
1/15	at Davis-Monathan A.F.B.	Phoenix, Ariz.	L 52-62
1/18	at Arizona State	Tempe, Ariz.	L 54-66
1/31	Eastern Arizona	Phoenix, Ariz.	L 53-61
2/1	at Eastern Arizona	Phoenix, Ariz.	L 56-70
2/4	Arizona	Phoenix, Ariz.	W 64-61
2/8	at Arizona State	Tempe, Ariz.	L 67-70
2/11	at ASC-Flagstaff	Phoenix, Ariz.	W 63-60
2/14	at Davis-Monathan A.F.B.	Phoenix, Ariz.	L 58-62
2/18	Williams A.F.B.	Phoenix, Ariz.	W 68-54
2/19	Luke A.F.B.	Phoenix, Ariz.	W 77-48
2/22	Arizona State	Phoenix, Ariz.	W 69-64
2/25	at Williams A.F.B.	Mesa, Ariz.	L 43-74
3/6	at Phoenix College	Phoenix, Ariz.	L 39-65

1952-53 | 11-14

Conference none
Coach Dr. David Brazzell

12/5	at Arizona	Tucson, Ariz.	W 61-59
12/6	at Davis-Monathan A.F.B.	Tucson, Ariz.	L 50-66
12/13	Palo Verde	Phoenix, Ariz.	W 76-71
1/3	Luke A.F.B.	Phoenix, Ariz.	L 68-73
1/7	at N.M. Western	Silver City, N.M.	L 48-64
1/8	at Eastern Arizona	Thatcher, Ariz.	L 72-91
1/9	at Eastern Arizona	Thatcher, Ariz.	L 55-67
1/12	at Williams A.F.B.	Mesa, Ariz.	L 54-64
1/14	at Arizona State	Tempe, Ariz.	W 77-65
1/23	at Phoenix College	Phoenix, Ariz.	L 74-75
1/24	Williams A.F.B.	Phoenix, Ariz.	L 61-69
1/27	at Arizona State	Tempe, Ariz.	L 60-64
1/31	ASC-Flagstaff	Phoenix, Ariz.	L 95-100
2/2	vs Eastern Arizona	Phoenix, Ariz.	W 63-61

2/7	Davis-Monathan A.F.B.	Phoenix, Ariz.	W 81-65
2/10	Phoenix College	Phoenix, Ariz.	W 67-57
2/14	Eastern Arizona	Phoenix, Ariz.	W 84-54
2/21	Arizona	Phoenix, Ariz.	L 64-69
2/23	at Palo Verde	Blythe, Calif.	W 86-57
2/25	at ASC-Flagstaff	Flagstaff, Ariz.	L 57-60
2/28	vs Arizona State	Phoenix, Ariz.	L 76-79
3/3	Davis-Monathan A.F.B.	Phoenix, Ariz.	W 76-68
3/4	Williams A.F.B.	Phoenix, Ariz.	W 82-79
3/6	Harman-McFarland	Phoenix, Ariz.	W 79-74
3/7	Luke A.F.B.	Phoenix, Ariz.	L 63-70

1953-54 | 9-14

Conference none
Coach Dr. David Brazzell

12/1	at Williams A.F.B.	Mesa, Ariz.	L 43-57
12/5	Eastern Arizona	Phoenix, Ariz.	W 55-53
12/7	at Luke A.F.B.	Glendale, Ariz.	L 58-69
12/12	Palo Verde	Phoenix, Ariz.	L 57-59
12/16	at N.M. Western	Silver City, N.M.	L 58-60
12/17	at N.M. Military	Roswell, N.M.	W 64-56
12/18	at Wayland	Plainview, Texas	L 81-84
12/19	at Walker A.F.B.	Roswell, N.M.	L 47-52
1/8	at Eastern Arizona	Thatcher, Ariz.	L 69-79
1/9	at Eastern Arizona	Thatcher, Ariz.	L 64-66
1/12	at ASC-Flagstaff	Flagstaff, Ariz.	L 58-75
1/16	Williams A.F.B.	Phoenix, Ariz.	L 55-69
1/23	Imperial Valley College	Phoenix, Ariz.	W 75-63
1/26	at Phoenix College	Phoenix, Ariz.	W 85-84
1/30	Eastern Arizona	Phoenix, Ariz.	W 67-56
2/2	N.M. Western	Phoenix, Ariz.	W 80-74
2/6	Luke A.F.B.	Phoenix, Ariz.	L 79-86
2/13	at Imperial Valley College	Imperial, Calif.	W 60-44
2/17	at Palo Verde	Blythe, Calif.	W 71-69
2/20	Phoenix College	Phoenix, Ariz.	L 65-67
2/22	at Davis-Monathan A.F.B.	Tucson, Ariz.	L 56-58
2/23	ASC-Flagstaff	Phoenix, Ariz.	L 52-75
2/27	Davis-Monathan A.F.B.	Phoenix, Ariz.	W 87-57

1954-55 | 11-11

Conference none
Coach Dr. David Brazzell

11/13	El Central N.A.S.	Phoenix, Ariz.	W 87-53
11/30	at ASC-Flagstaff	Flagstaff, Ariz.	L 46-90
12/4	Eastern Arizona	Phoenix, Ariz.	L 73-84
12/8	at N.M. Western	Silver City, N.M.	L 70-80
12/9	at N.M. Military	Roswell, N.M.	L 64-76
12/10	at N.M. Highlands	Las Vegas, N.M.	L 70-75
12/11	at St. Michael's	Gainesville, Fla.	L 76-83
12/18	Palo Verde	Phoenix, Ariz.	W 74-63
1/7	at Eastern Arizona	Thatcher, Ariz.	L 64-83
1/8	at Eastern Arizona	Thatcher, Ariz.	W 88-72
1/10	at Luke A.F.B.	Glendale, Ariz.	L 66-69
1/14	Cal Baptist-Covina	Phoenix, Ariz.	W 70-36
1/15	Cal Baptist-Covina	Phoenix, Ariz.	W 69-41
1/22	Williams A.F.B.	Phoenix, Ariz.	W 98-64
1/26	at Palo Verde	Blythe, Calif.	L 59-68
1/29	Eastern Arizona	Phoenix, Ariz.	L 74-80
2/3	at Davis-Monathan A.F.B.	Tucson, Ariz.	W 88-79
2/5	Luke A.F.B.	Phoenix, Ariz.	W 73-71
2/11	at Cal Baptist-Covina	Covina, Calif.	W 71-44
2/12	at Cal Baptist-Covina	Covina, Calif.	W 100-44
2/18	Phoenix College	Phoenix, Ariz.	L 57-69
2/19	Davis-Monathan A.F.B.	Phoenix, Ariz.	W 97-95

1955-56 | 14-9

Conference none
Coach Dr. David Brazzell

11/30	at ASC-Flagstaff	Flagstaff, Ariz.	L 60-76
12/3	Eastern Arizona	Phoenix, Ariz.	L 68-77
12/7	at Imperial Valley	Imperial, Calif.	W 81-57
12/10	San Bernardino	Phoenix, Ariz.	L 70-88
12/14	at Davis-Monathan A.F.B.	Tucson, Ariz.	L 63-80
12/17	La Verne	Phoenix, Ariz.	L 81-100
1/7	at Eastern Arizona	Thatcher, Ariz.	L 57-91
1/12	Cal Baptist-Covina	Phoenix, Ariz.	W 74-48
1/14	Cal Baptist-Covina	Phoenix, Ariz.	W 79-56
1/21	Luke A.F.B.	Phoenix, Ariz.	W 88-69
1/27	Panhandle A&M	Phoenix, Ariz.	W 77-63
1/28	Palo Verde	Phoenix, Ariz.	W 93-67
1/30	at Luke A.F.B.	Phoenix, Ariz.	W 88-69
2/3	Yuma A.F.B.	Phoenix, Ariz.	W 77-48
2/4	Davis-Monathan A.F.B.	Phoenix, Ariz.	W 103-89
2/9	at Cal Poly Pomona	Pomona, Calif.	L 57-59
2/10	at La Verne	La Verne, Calif.	L 53-75
2/11	at Cal Baptist-Covina	Covina, Calif.	W 96-73
2/15	Nortron A.F.B.	Phoenix, Ariz.	W 78-63
2/18	Cal Poly Pomona	Phoenix, Ariz.	L 66-70
2/22	at Palo Verde	Blythe, Calif.	W 66-56
2/25	Imperial Valley	Phoenix, Ariz.	W 71-41

1956-57 | 15-9

Conference none
Coach Dr. David Brazzell

12/6	at Cal Baptist-Covina	Covina, Calif.	W 63-37
12/7	at Cal Poly Pomona	Pomona, Calif.	W 64-55
12/8	at La Verne	La Verne, Calif.	L 71-89
12/12	at Luke A.F.B.	Glendale, Ariz.	L 70-74
12/15	Upland	Phoenix, Ariz.	W 70-47
12/18	at Williams A.F.B.	Mesa, Ariz.	W 74-56
12/21	San Diego	Phoenix, Ariz.	L 59-67
1/7	at N.M. Western	Silver City, N.M.	L 70-81
1/8	at Eastern Arizona	Thatcher, Ariz.	L 51-96
1/11	Cal Baptist-Covina	Phoenix, Ariz.	W 79-53
1/14	at Luke A.F.B.	Glendale, Ariz.	W 74-69
1/18	Williams A.F.B.	Phoenix, Ariz.	W 83-63
1/25	Panhandle A&M	Phoenix, Ariz.	L 60-77
1/26	St. Joseph's	Phoenix, Ariz.	W 81-77
1/28	N.M. Western	Phoenix, Ariz.	L 59-75
1/31	at San Diego	San Diego, Calif.	L 68-82
2/1	at Upland	Grantham, Pa.	W 84-50
2/2	California Baptist	Phoenix, Ariz.	W 73-46
2/5	Eastern Arizona	Phoenix, Ariz.	L 56-67
2/9	California Baptist	Phoenix, Ariz.	W 73-46
2/12	Palo Verde	Phoenix, Ariz.	W 74-53
2/15	La Verne	Phoenix, Ariz.	W 98-60
2/19	at Palo Verde	Blythe, Calif.	W 66-51
2/23	Cal Poly Pomona	Phoenix, Ariz.	W 76-74

1957-58 | 15-5

Conference none
Coach Dr. David Brazzell

12/4	at Palo Verde	Blythe, Calif.	W 69-59
12/5	at Cal Baptist-Covina	Covina, Calif.	L 69-74
12/6	at Cal Baptist-Covina	Covina, Calif.	W 76-71
12/7	at La Verne	La Verne, Calif.	L 72-93
12/10	at Luke A.F.B.	Glendale, Ariz.	W 77-61
12/12	at Williams A.F.B.	Mesa, Ariz.	W 68-58
12/17	San Diego	Phoenix, Ariz.	L 69-84
1/4	at Phoenix College	Phoenix, Ariz.	W 88-77
1/10	Cal Baptist-Covina	Phoenix, Ariz.	W 90-78
1/14	Palo Verde	Phoenix, Ariz.	W 85-68
1/16	Williams A.F.B.	Phoenix, Ariz.	W 79-63
1/25	St. Joseph's (MN)	Phoenix, Ariz.	W 96-79
1/28	Luke A.F.B.	Phoenix, Ariz.	W 93-89

2/1	UC Riverside	Phoenix, Ariz.	W 90-70
2/6	at San Diego	San Diego, Calif.	L 84-93
2/7	at UC Riverside	Riverside, Calif.	W 76-61
2/8	at California Baptist	Riverside, Calif.	W 87-45
2/15	La Verne	Phoenix, Ariz.	L 71-75
2/18	Phoenix College	Phoenix, Ariz.	W 69-63
2/22	California Baptist	Phoenix, Ariz.	W 93-69

1958-59 | 20-0

Conference none
Coach Dr. David Brazzell

12/3	at La Verne	La Verne, Calif.	W 76-57
12/4	at Occidental	Los Angeles, Calif.	W 73-63
12/5	at Pomona	Pomona, Calif.	W 63-53
12/6	at Claremont	Claremont, Calif.	W 49-43
12/9	at ASC-Flagstaff	Flagstaff, Ariz.	W 71-65
12/13	Cal Poly Pomona	Phoenix, Ariz.	W 97-80
12/19	Pomona	Phoenix, Ariz.	W 68-60
12/20	Claremont	Phoenix, Ariz.	W 74-57
1/9	at Luke A.F.B.	Glendale, Ariz.	W 90-83
1/13	Luke A.F.B.	Phoenix, Ariz.	W 98-72
1/15	Williams A.F.B.	Phoenix, Ariz.	W 106-75
1/23	California Baptist	Phoenix, Ariz.	W 99-56
1/27	at Williams A.F.B.	Mesa, Ariz.	W 80-69
1/31	UC Riverside	Phoenix, Ariz.	W 85-57
2/5	at Los Angeles Pacific	Los Angeles, Calif.	W 84-74
2/6	at UC Riverside	Riverside, Calif.	W 85-57
2/7	at California Baptist	Riverside, Calif.	W 82-48
2/10	ASC-Flagstaff	Phoenix, Ariz.	W 79-57
2/14	La Verne	Phoenix, Ariz.	W 81-56
2/21	Los Angeles Pacific	Phoenix, Ariz.	W 96-70

1959-60 | 15-9

Conference none
Coach Dr. David Brazzell

12/2	at La Verne	La Verne, Calif.	W 87-67
12/3	at Claremont	Claremont, Calif.	W 56-46
12/4	at San Fernando St.	Northridge, Calif.	W 73-71
12/5	at California Baptist	Riverside, Calif.	W 87-64
12/8	at ASC-Flagstaff	Flagstaff, Ariz.	L 70-83
12/12	Luke A.F.B.	Phoenix, Ariz.	W 90-66
12/15	Adams State	Phoenix, Ariz.	W 79-59
12/17	Eastern N.M.	Phoenix, Ariz.	W 58-56
1/8	St. Michael's	Phoenix, Ariz.	L 64-73
1/9	N.M. Western	Phoenix, Ariz.	L 78-96
1/15	Williams A.F.B.	Phoenix, Ariz.	W 101-77
1/22	California Baptist	Phoenix, Ariz.	W 85-58
1/23	at N.M. Western	Silver City, N.M.	L 66-69
1/28	at St. Michael's	Clochester, Vt.	L 62-68
1/29	at Adams State	Alamosa, Colo.	L 67-75
1/30	at St. Joseph's	Santa Fe, N.M.	L 78-80
2/1	ASC-Flagstaff	Phoenix, Ariz.	L 60-91
2/4	Williams A.F.B.	Phoenix, Ariz.	W 86-51
2/9	at Luke A.F.B.	Glendale, Ariz.	W 73-62
2/13	La Verne	Phoenix, Ariz.	W 84-71
2/20	Los Angeles Pacific	Phoenix, Ariz.	W 80-59
2/26	at San Diego	San Diego, Calif.	W 83-74
2/27	at Cal Poly Pomona	Pomona, Calif.	L 77-84
2/27	at UC Riverside	Riverside, Calif.	W 81-58

1960-61 | 12-10

Conference none
Coach Ben Lindsey

12/2	at La Verne	La Verne, Calif.	W 87-67
12/3	at Claremont	Claremont, Calif.	W 56-46
12/4	at San Fernando St.	Northridge, Calif.	W 73-71
12/5	at California Baptist	Riverside, Calif.	W 87-64
12/8	at ASC-Flagstaff	Flagstaff, Ariz.	L 70-83
12/12	Luke A.F.B.	Phoenix, Ariz.	W 90-66

12/15	Adams State	Phoenix, Ariz.	W 79-59
12/17	Eastern N.M.	Phoenix, Ariz.	W 58-56
1/8	St. Michael's	Phoenix, Ariz.	L 64-73
1/9	N.M. Western	Phoenix, Ariz.	L 78-96
1/15	Williams A.F.B.	Phoenix, Ariz.	W 101-77
1/22	California Baptist	Phoenix, Ariz.	W 85-58
1/23	at N.M. Western	Silver City, N.M.	L 66-69
1/28	at St. Michael's	Clochester, Vt.	L 62-68
1/29	at Adams State	Alamosa, Colo.	L 67-75
1/30	at St. Joseph's	Santa Fe, N.M.	L 78-80
2/1	ASC-Flagstaff	Phoenix, Ariz.	L 60-91
2/4	Williams A.F.B.	Phoenix, Ariz.	W 86-51
2/9	at Luke A.F.B.	Glendale, Ariz.	W 73-62
2/13	La Verne	Phoenix, Ariz.	W 84-71
2/20	Los Angeles Pacific	Phoenix, Ariz.	W 80-59
2/26	at San Diego	San Diego, Calif.	W 83-74
2/27	at Cal Poly Pomona	Pomona, Calif.	L 77-84
2/27	at UC Riverside	Riverside, Calif.	W 81-58

1961-62 | 14-8

Conference none
Coach Ben Lindsey

11/29	at California Baptist	Riverside, Calif.	W 101-65
11/20	at La Verne	La Verne, Calif.	W 81-71
12/1	at San Diego	San Diego, Calif.	W 70-55
12/2	at Pasadena	San Diego, Calif.	W 83-82
12/9	Nevada Southern	Phoenix, Ariz.	W 75-68
12/12	at ASC-Flagstaff	Flagstaff, Ariz.	L 68-84
12/15	Occidental	Phoenix, Ariz.	W 52-47
12/18	N.M. Western	Phoenix, Ariz.	L 77-82
12/28	Colorado Mines	Phoenix, Ariz.	W 52-51
1/5	Nellis A.F.B.	Las Vegas, Nev.	W 79-73
1/6	at Nevada Southern	Las Vegas, Nev.	L 42-43
1/13	at N.M. Western	Silver City, N.M.	L 79-93
1/15	San Diego	Phoenix, Ariz.	W 69-59
1/25	at St. Joseph's	Santa Fe, N.M.	W 81-47
1/26	at N.M. Highlands	Las Vegas, Nev.	L 74-98
1/27	at St. Michael's	Colchester, Vt.	L 75-84
1/30	N.M. Highlands	Phoenix, Ariz.	W 81-77
2/2	St. Joseph's	Phoenix, Ariz.	W 77-47
2/8	ASC-Flagstaff	Phoenix, Ariz.	L 60-80
2/17	La Verne	Phoenix, Ariz.	W 85-66
2/19	Pasadena	Phoenix, Ariz.	L 69-73
2/23	St. Michael's	Phoenix, Ariz.	W 83-78

1962-63 | 9-13

Conference none
Coach Ben Lindsey

11/30	at La Verne	La Verne, Calif.	W 59-55
12/1	at Pasadena	San Diego, Calif.	L 57-88
12/8	at Nevada Southern	Las Vegas, Nev.	L 64-75
12/11	ASC-Flagstaff	Phoenix, Ariz.	L 65-72
12/14	at California Baptist	Riverside, Calif.	L 67-79
12/15	at UC Riverside	Riverside, Calif.	L 67-79
12/18	La Verne	Phoenix, Ariz.	W 71-51
1/4	Fort Lewis	Phoenix, Ariz.	W 69-56
1/5	Nevada Southern	Phoenix, Ariz.	W 79-64
1/8	California Baptist	Phoenix, Ariz.	W 111-77
1/12	at N.M. Western	Silver City, N.M.	L 88-93
1/15	at ASC-Flagstaff	Flagstaff, Ariz.	L 71-90
1/24	at St. Joseph's	Santa Fe, N.M.	L 87-96
1/25	at St. Michael's	Colchester, Vt.	L 66-76
1/26	at Eastern N.M.	Portales, N.M.	L 74-86
1/28	at N.M. Highlands	Las Vegas, N.M.	L 53-65
2/2	at Pasadena	San Diego, Calif.	W 66-65
2/4	N.M. Highlands	Phoenix, Ariz.	L 96-97
2/16	St. Joseph's	Phoenix, Ariz.	L 63-77
2/18	N.M. Western	Phoenix, Ariz.	W 101-89
2/21	Eastern N.M.	Phoenix, Ariz.	L 67-72
2/22	St. Michael's	Phoenix, Ariz.	W 59-57

1963-64 | 9-12

Conference none
Coach Ben Lindsey

12/6	at La Verne	La Verne, Calif.	L 80-99
12/7	at Pacific Christian	Fullerton, Calif.	W 98-79
12/10	at ASC-Flagstaff	Flagstaff, Ariz.	L 76-87
12/13	at Pomona	Pomona, Calif.	L 80-90
12/14	La Verne	Phoenix, Ariz.	W 93-85
12/17	St. Michael's	Phoenix, Ariz.	W 79-76
12/20	Cal Lutheran	Phoenix, Ariz.	W 116-83
1/10	at Fort Lewis	Durango, Colo.	L 72-95
1/11	at N.M. Highlands	Las Vegas, N.M.	L 84-111
1/14	ASC-Flagstaff	Phoenix, Ariz.	W 76-75
1/23	at St. Joseph's	Santa Fe, N.M.	L 73-92
1/24	at St. Michael's	Colchester, Vt.	L 82-104
1/25	at Eastern N.M.	Portales, N.M.	L 85-89
1/31	Pacific Christian	Phoenix, Ariz.	W 102-96
2/1	at Western N.M.	Silver City, N.M.	L 81-105
2/7	St. Joseph's	Phoenix, Ariz.	L 72-79
2/8	St. Joseph's	Phoenix, Ariz.	L 72-85
2/11	California Baptist	Phoenix, Ariz.	W 95-86
2/14	College of S. Utah	Phoenix, Ariz.	W 84-77
2/18	Western N.M.	Phoenix, Ariz.	L 92-105
2/21	Eastern N.M.	Phoenix, Ariz.	W 93-89

1964-65 | 7-16

Conference none
Coach Ben Lindsey

12/4	Adams State	Phoenix, Ariz.	L 79-90
12/5	Colorado Western	Phoenix, Ariz.	W 83-77
12/11	at N.M. Highlands	Las Vegas, N.M.	L 69-79
12/12	at Fort Lewis	Durango, Colo.	L 74-80
12/18	California Baptist	Phoenix, Ariz.	L 71-76
12/19	California Baptist	Phoenix, Ariz.	W 80-70
12/22	Cal Lutheran	Phoenix, Ariz.	W 89-73
1/5	St. Joseph's	Phoenix, Ariz.	L 78-90
1/8	St. Michael's	Phoenix, Ariz.	L 93-96
1/12	ASC-Flagstaff	Phoenix, Ariz.	L 67-84
1/21	at St. Joseph's	Santa Fe, N.M.	L 79-89
1/22	at St. Michael's	Colchester, Vt.	L 83-96
1/23	at Eastern N.M.	Portales, N.M.	L 73-99
1/29	La Verne	Phoenix, Ariz.	W 96-85
1/30	La Verne	Phoenix, Ariz.	W 91-77
2/4	at Cal Lutheran	Thousand Oaks, Calif.	L 71-79
2/5	at UC Riverside	Riverside, Calif.	L 75-81
2/6	at Pacific Christian	Fullerton, Calif.	W 93-64
2/9	at ASC-Flagstaff	Flagstaff, Ariz.	L 73-90
2/15	College of S. Utah	Phoenix, Ariz.	L 76-83
2/19	Eastern N.M.	Phoenix, Ariz.	W 102-87
2/22	at Eastern N.M.	Portales, N.M.	L 92-107

1965-66 | 11-13

Conference none
Coach Ben Lindsey

12/3	at Western State	Gunnison, Colo.	L 71-77
12/4	at Adams State	Alamosa, Colo.	L 78-95
12/10	Fort Lewis	Phoenix, Ariz.	L 95-99
12/11	N.M. Highlands	Phoenix, Ariz.	W 99-92
12/17	California Baptist	Phoenix, Ariz.	W 120-84
12/18	California Baptist	Phoenix, Ariz.	W 105-92
12/20	at College of S. Utah	Cedar City, Utah	L 86-96
12/27	vs Southwestern Mo.	Alamosa, Colo.	L 87-108
12/28	vs Central Okla.	Alamosa, Colo.	L 60-65
12/29	vs East Central Okla.	Alamosa, Colo.	W 106-101
1/4	Cal Lutheran	Phoenix, Ariz.	L 101-109
1/7	at ASC-Flagstaff	Flagstaff, Ariz.	L 57-103
1/8	College of S. Utah	Phoenix, Ariz.	W 99-63
1/15	Western N.M.	Silver City, N.M.	L 85-113
1/21	at St. Michael's	Colchester, Vt.	L 76-91
1/22	at Eastern N.M.	Portales, N.M.	L 71-105

1/28	La Verne	Phoenix, Ariz.	W 107-89
1/29	La Verne	Phoenix, Ariz.	W 95-81
2/4	at California Baptist	Riverside, Calif.	W 109-99
2/8	ASC-Flagstaff	Phoenix, Ariz.	W 84-83
2/12	St. Michael's	Phoenix, Ariz.	L 92-96
2/18	Eastern N.M.	Phoenix, Ariz.	W 88-83
2/19	Western N.M.	Phoenix, Ariz.	L 85-89

1966-67 | 14-13

Conference none
Coach Ben Lindsey

12/2	at N.M. Highlands	Las Vegas, N.M.	L 93-94
12/3	at Fort Lewis	Durango, Colo.	W 79-60
12/9	Western State	Phoenix, Ariz.	W 111-107
12/10	Adams State	Phoenix, Ariz.	W 92-80
12/15	California Baptist	Phoenix, Ariz.	W 103-96
12/16	California Baptist	Phoenix, Ariz.	W 99-86
12/19	at College of S. Utah	Cedar City, Utah	L 92-96
12/27	vs Northwest Okla.	Alamosa, Colo.	L 69-95
12/28	at Adams State	Alamosa, Colo.	W 83-81
12/29	vs Minot State	Alamosa, Colo.	W 100-75
1/6	College of S. Utah	Phoenix, Ariz.	W 78-67
1/7	at Northern Arizona	Flagstaff, Ariz.	L 69-88
1/14	at Western N.M.	Silver City, N.M.	L 85-103
1/20	at Azusa Pacific	Azusa, Calif.	L 98-107
1/21	at Pasadena	San Diego, Calif.	L 78-97
1/26	Western N.M.	Phoenix, Ariz.	L 85-86
2/2	at Cal Lutheran	Thousand Oaks, Calif.	L 83-88
2/3	at California Baptist	Riverside, Calif.	L 70-76
2/4	at La Verne	La Verne, Calif.	W 91-80
2/7	Northern Arizona	Phoenix, Ariz.	L 84-93
2/11	Fort Lewis	Phoenix, Ariz.	W 83-74
2/13	Cal Lutheran	Phoenix, Ariz.	L 75-82
2/14	Pasadena	Phoenix, Ariz.	L 84-97
2/17	Azusa Pacific	Phoenix, Ariz.	W 95-93
2/18	Azusa Pacific	Phoenix, Ariz.	W 106-98
2/24	La Verne	Phoenix, Ariz.	W 91-79
2/25	La Verne	Phoenix, Ariz.	W 106-77

1967-68 | 11-13

Conference none
Coach Ben Lindsey

12/1	N.M. Highlands	Phoenix, Ariz.	W 75-56
12/2	Fort Lewis	Phoenix, Ariz.	W 91-78
12/7	at Fort Lewis	Durango, Colo.	L 72-91
12/8	at Western State	Gunnison, Colo.	L 73-83
12/9	at Adams State	Alamosa, Colo.	L 67-91
12/14	vs Azusa Pacific	Pasadena, Calif.	L 99-110
12/15	vs Southern California	Pasadena, Calif.	W 90-83
12/16	vs Fresno Pacific	Pasadena, Calif.	W 80-67
12/18	vs Albuquerque	Cedar City, Utah	L 88-103
12/19	vs Fort Lewis	Cedar City, Utah	W 104-89
1/5	Southern Utah St.	Phoenix, Ariz.	L 84-94
1/9	Northern Arizona	Phoenix, Ariz.	L 60-92
1/13	Cal Lutheran	Phoenix, Ariz.	W 65-55
1/20	Puget Sound	Phoenix, Ariz.	W 86-78
1/27	at Azusa Pacific	Azusa, Calif.	L 70-90
1/29	at Southern Utah St.	Cedar City, Utah	L 78-82
2/1	California Baptist	Phoenix, Ariz.	W 86-58
2/2	California Baptist	Phoenix, Ariz.	W 74-69
2/8	at Pasadena	San Diego, Calif.	L 60-77
2/9	at Southern California	Costa Mesa, Calif.	W 85-60
2/10	at California Baptist	Riverside, Calif.	W 69-60
2/13	at Northern Arizona	Flagstaff, Ariz.	L 70-89
2/16	Azusa Pacific	Phoenix, Ariz.	L 63-66
2/17	Azusa Pacific	Phoenix, Ariz.	L 72-78

1968-69 | 14-11

Conference none
Coach Ben Lindsey

12/5	at Fort Lewis	Durango, Colo.	L 73-80
12/6	at Western State	Gunnison, Colo.	W 72-71
12/7	at Adams State	Alamosa, Colo.	L 59-62
12/12	vs Cal Poly Pomona	Pasadena, Calif.	L 78-84
12/13	vs Claremont-Mudd	Pasadena, Calif.	W 73-72
12/14	vs Northwest Nazarene	Pasadena, Calif.	L 82-83
12/20	Southern California	Phoenix, Ariz.	W 101-60
12/21	Southern California	Phoenix, Ariz.	W 93-55
1/10	Eastern Michigan	Phoenix, Ariz.	L 71-99
1/11	Pasadena	Phoenix, Ariz.	W 87-82
1/14	at Northern Arizona	Flagstaff, Ariz.	L 60-79
1/18	Adams State	Phoenix, Ariz.	L 81-86
1/23	at Cal Lutheran	Thousand Oaks, Calif.	L 74-87
1/24	at California Baptist	Riverside, Calif.	L 70-72
1/25	at Azusa Pacific	Azusa, Calif.	L 94-102
1/27	at Souther Utah St.	Cedar City, Utah	L 78-87
1/31	Azusa Pacific	Phoenix, Ariz.	W 98-92
2/1	Azusa Pacific	Phoenix, Ariz.	W 93-92
2/4	California Baptist	Phoenix, Ariz.	W 98-69
2/9	Albuquerque	Phoenix, Ariz.	W 97-87
2/14	Fort Lewis	Phoenix, Ariz.	W 101-72
2/15	Western State	Phoenix, Ariz.	W 89-65
2/18	Northern Arizona	Phoenix, Ariz.	W 88-80
2/21	Albuquerque	Albuquerque, N.M.	W 91-83

1969-70 | 21-6

Conference none
Coach Ben Lindsey

12/4	at Adams State	Alamosa, Colo.	W 93-92
12/5	at Western State	Gunnison, Colo.	W 78-76
12/6	at Fort Lewis	Durango, Colo.	L 82-97
12/12	California Baptist	Phoenix, Ariz.	W 86-61
12/13	California Baptist	Phoenix, Ariz.	W 85-73
12/20	Fort Lewis	Phoenix, Ariz.	W 106-88
12/29	vs Colorado Mines	Cedar City, Utah	W 91-83
12/30	Southern Utah St.	Cedar City, Utah	L 81-88
1/9	Cal Lutheran	Phoenix, Ariz.	W 104-69
1/10	at Northern Arizona	Flagstaff, Ariz.	L 74-80
1/12	College of Santa Fe	Phoenix, Ariz.	W 82-79
1/13	College of Santa Fe	Phoenix, Ariz.	W 87-82
1/17	Adams State	Phoenix, Ariz.	W 110-100
1/23	at California Baptist	Riverside, Calif.	W 93-77
1/24	at Pasadena	San Diego, Calif.	W 88-72
1/26	at Southern Utah St.	Cedar City, Utah	L 101-109
1/29	Colorado Mines	Phoenix, Ariz.	W 122-78
1/31	Western State	Phoenix, Ariz.	W 92-77
2/6	Southern Utah St.	Phoenix, Ariz.	W 125-86
2/7	Pasadena	Phoenix, Ariz.	W 76-66
2/12	CSU Stanislaus	Phoenix, Ariz.	W 79-77
2/14	at College of Santa Fe	Santa Fe, N.M.	W 79-66
2/17	Northern Arizona	Phoenix, Ariz.	L 67-69
2/21	at California Western	San Diego, Calif.	W 79-61
2/28	at La Verne	La Verne, Calif.	W 91-82
3/3	at Adams State	Alamosa, Colo.	L 62-71

1970-71 | 10-17

Conference none
Coach Ben Lindsey

12/3	at Adams State	Alamosa, Colo.	L 73-96
12/4	at Western State	Gunnison, Colo.	L 61-64
12/5	at Fort Lewis	Durango, Colo.	L 74-83
12/12	Cal Lutheran	Phoenix, Ariz.	W 77-88
12/15	Western N.M.	Phoenix, Ariz.	L 77-85
12/18	California Baptist	Phoenix, Ariz.	W 101-82
12/19	California Baptist	Phoenix, Ariz.	L 59-60
12/21	CSU Dominquez Hills	Phoenix, Ariz.	W 91-74
12/22	College of Artesia	Phoenix, Ariz.	W 101-73

HISTORY » GAME-BY-GAME

12/29	Greenville	Phoenix, Ariz.	W 68-53
1/1	at Pasadena	Pasadena, Calif.	L 78-85
1/2	vs Claremont-Mudd	Pasadena, Calif.	L 80-90
1/4	vs Biola	Pasadena, Calif.	L 69-81
1/9	Western State	Phoenix, Ariz.	W 100-90
1/12	at Northern Arizona	Flagstaff, Ariz.	W 84-78
1/15	College of Santa Fe	Phoenix, Ariz.	L 77-82
1/22	at California Baptist	Riverside, Calif.	W 85-78
1/23	at Cal Lutheran	Thousand Oaks, Calif.	L 67-91
1/25	at CSU Dominguez Hills	Carson, Calif.	L 72-74
1/30	Adams State	Phoenix, Ariz.	L 81-88
2/5	at College of Santa Fe	Santa Fe, N.M.	L 72-78
2/6	at College of Artesia	Artesia, N.M.	L 85-89
2/12	at California Western	San Diego, Calif.	L 67-84
2/13	at Pasadena	San Diego, Calif.	L 78-95
2/15	College of Artesia	Phoenix, Ariz.	W 80-74
2/16	College of Artesia	Phoenix, Ariz.	W 93-70
2/22	Fort Lewis	Phoenix, Ariz.	L 69-82

1971-72 | 17-12

Conference	none
Coach	Ben Lindsey

12/3	Southern Utah St.	Phoenix, Ariz.	W 73-71
12/4	California Baptist	Phoenix, Ariz.	W 71-69
12/10	at College of Santa Fe	Santa Fe, N.M.	W 84-64
12/11	at Fort Lewis	Durango, Colo.	W 71-60
12/17	U.S. International	Phoenix, Ariz.	W 60-59
12/18	Western N.M.	Phoenix, Ariz.	W 78-71
12/20	Fort Lewis	Phoenix, Ariz.	W 48-45
12/21	Fort Hays State	Phoenix, Ariz.	W 75-64
1/3	at Northern Arizona	Flagstaff, Ariz.	L 56-73
1/6	vs Azusa Pacific	Pasadena, Calif.	L 81-97
1/7	vs Southern California	Pasadena, Calif.	W 78-70
1/8	vs Northwest Nazarene	Pasadena, Calif.	W 83-70
1/14	College of Santa Fe	Phoenix, Ariz.	W 82-78
1/15	Cal Lutheran	Phoenix, Ariz.	W 69-67
1/17	at Southern Utah St.	Cedar City, Utah	L 61-82
1/21	Pasadena	Phoenix, Ariz.	L 46-56
1/22	N.M. Highlands	Phoenix, Ariz.	W 80-75
1/28	at California Baptist	Riverside, Calif.	L 69-73
1/29	at Cal Lutheran	Thousand Oaks, Calif.	L 83-86
2/4	at Eastern N.M.	Portales, N.M.	L 69-79
2/5	at N.M. Highlands	Las Vegas, N.M.	L 85-88
2/10	at La Verne	La Verne, Calif.	W 94-55
2/15	Northern Arizona	Phoenix, Ariz.	W 70-64
2/19	Eastern N.M.	Phoenix, Ariz.	W 46-45
2/21	Fort Lewis	Phoenix, Ariz.	L 66-73
2/25	at Biola	La Mirada, Calif.	L 65-71
2/26	CS Dominguez Hills	Phoenix, Ariz.	W 66-61
2/29	at Western N.M.	Silver City, N.M.	L 73-87
3/3	vs Regis College*		L 63-95

* NAIA District VII Tournament

1972-73 | 19-10

Conference	none
Coach	Ben Lindsey

11/28	at Northern Arizona	Flagstaff, Ariz.	L 60-64
12/4	Southern Utah St.	Phoenix, Ariz.	W 97-77
12/8	at College of Santa Fe	Santa Fe, N.M.	W 73-64
12/9	at Fort Lewis	Durango, Colo.	W 82-65
12/15	Western N.M.	Phoenix, Ariz.	W 83-77
12/16	California Baptist	Phoenix, Ariz.	W 91-80
12/18	Claremont-Mudd	Phoenix, Ariz.	W 58-51
12/19	California Baptist	Phoenix, Ariz.	L 64-69
1/4	Cal Lutheran	Phoenix, Ariz.	W 73-65
1/8	N.M. Highlands	Phoenix, Ariz.	W 92-78
1/12	College of Santa Fe	Phoenix, Ariz.	W 86-51
1/15	at Southern Utah St.	Cedar City, Utah	L 54-63
1/18	at California Baptist	Riverside, Calif.	L 67-77
1/19	at Pasadena	San Diego, Calif.	L 65-70
1/20	at Los Angeles Baptist	Los Angeles, Calif.	W 72-57
1/23	at Northern Arizona	Flagstaff, Ariz.	W 72-62
1/27	at Biola	La Mirada, Calif.	L 49-57
1/29	Southern California	Phoenix, Ariz.	W 73-55
2/2	at N.M. Highlands	Las Vegas, N.M.	W 94-67
2/3	at Eastern N.M.	Portales, N.M.	L 58-59
2/12	Fort Lewis	Phoenix, Ariz.	W 72-50
2/13	at Western N.M.	Silver City, N.M.	W 58-54
2/17	Eastern N.M.	Phoenix, Ariz.	W 66-55
2/22	at San Diego	San Diego, Calif.	L 71-92
2/23	at Southern California	Costa Mesa, Calif.	L 58-62
2/24	at Cal Lutheran	Thousand Oaks, Calif.	W 88-58
3/5	vs N.M. Highlands*		W 91-61
3/6	vs Westminster*		W 79-64
3/13	vs Winona State^		L 64-70

* NAIA District VII Tournament

^ NAIA National Tournament

1973-74 | 28-2

Conference	none
Coach	Ben Lindsey

11/30	Point Loma	Phoenix, Ariz.	W 74-64
12/4	at Western N.M.	Silver City, N.M.	W 69-54
12/8	at California Baptist	Riverside, Calif.	W 88-66
12/10	at Southern Utah St.	Cedar City, Utah	W 59-56
12/14	at Adams State	Alamosa, Colo.	W 99-85
12/15	at Fort Lewis	Durango, Colo.	W 85-65
12/20	College of Idaho	Phoenix, Ariz.	W 75-59
12/21	Cal State-Sonoma	Phoenix, Ariz.	W 67-61
1/4	Southern Utah St.	Phoenix, Ariz.	W 84-74
1/5	N.M. Highlands	Phoenix, Ariz.	W 81-69
1/8	Western N.M.	Phoenix, Ariz.	W 71-51
1/10	at California Baptist	Riverside, Calif.	W 75-56
1/11	at Chapman	Orange, Calif.	W 77-73
1/12	at Cal Lutheran	Thousand Oaks, Calif.	W 80-66
1/15	San Diego	Phoenix, Ariz.	W 79-61
1/18	College of Santa Fe	Phoenix, Ariz.	W 73-63
1/19	Fort Lewis	Phoenix, Ariz.	W 74-53
1/26	CSU Dominguez Hills	Phoenix, Ariz.	W 80-58
1/31	at College of Santa Fe	Santa Fe, N.M.	W 53-42
2/1	at N.M. Highlands	Las Vegas, N.M.	W 94-63
2/2	at Eastern N.M.	Portales, N.M.	W 66-47
2/8	Los Angeles Baptist	Phoenix, Ariz.	W 75-52
2/9	Adams State	Phoenix, Ariz.	W 82-68
2/16	Eastern N.M.	Phoenix, Ariz.	W 57-48
2/22	at Point Loma	San Diego, Calif.	W 80-58
2/23	at San Diego	San Diego, Calif.	L 68-80
3/4	vs Western N.M.*		W 79-60
3/5	vs Southern Utah St.*		W 62-48
3/11	vs Virginia State^		W 69-65
3/13	vs Indiana Penn^		L 65-66

* NAIA District VII Tournament

^ NAIA National Tournament

1974-75 | 30-3

Conference	none
Coach	Ben Lindsey

11/29	Southern Utah St.	Phoenix, Ariz.	W 67-57
11/30	UC Riverside	Phoenix, Ariz.	L 55-64
12/4	at College of Santa Fe	Santa Fe, N.M.	W 52-51
12/10	at Western N.M.	Silver City, N.M.	W 62-61
12/13	Point Loma	Phoenix, Ariz.	W 68-57
12/14	California Baptist	Phoenix, Ariz.	W 86-73
12/17	Greenville College	Phoenix, Ariz.	W 81-59
12/19	Kansas City	Phoenix, Ariz.	W 70-58
12/20	Occidental	Phoenix, Ariz.	W 70-67
1/4	at Southern Utah St.	Cedar City, Utah	W 83-77
1/7	Western N.M.	Phoenix, Ariz.	W 89-83
1/11	Chapman	Phoenix, Ariz.	W 91-63
1/14	Northern Arizona	Phoenix, Ariz.	W 84-74
1/16	at UC Irvine	Irvine, Calif.	W 70-63
1/17	at California Baptist	Riverside, Calif.	W Forfeit
1/18	at Westmont	Santa Barbara, Calif.	W 85-50
1/24	College of Santa Fe	Phoenix, Ariz.	W 88-64
1/25	Cal Lutheran	Phoenix, Ariz.	W 88-75
1/28	at Northern Arizona	Flagstaff, Ariz.	L 73-87
1/31	at N.M. Highlands	Las Vegas, N.M.	L 72-73
2/1	at Eastern N.M.	Portales, N.M.	W 72-46
2/6	San Diego	Phoenix, Ariz.	W 72-47
2/11	N.M. Highlands	Phoenix, Ariz.	W 114-67
2/21	at San Diego	San Diego, Calif.	W 68-65
2/22	at Point Loma	San Diego, Calif.	W 64-63
3/3	Southern Utah St.*	Phoenix, Ariz.	W 83-74
3/4	N.M. Highlands*	Phoenix, Ariz.	W 102-81
3/11	vs Willamette^	Kansas City, Mo.	W 83-60
3/12	vs Illinois Wesleyan^	Kansas City, Mo.	W 66-63
3/13	vs Wisconsin-Parkside^	Kansas City, Mo.	W 70-54
3/14	vs Alcorn State^	Kansas City, Mo.	W 88-68
3/15	vs Midwestern^	Kansas City, Mo.	W 65-54

* NAIA District VII Tourn. ^ NAIA National Tourn.

1975-76 | 27-3

Conference	none
Coach	Ben Lindsey

11/27	Eastern N.M.	Phoenix, Ariz.	W 69-57
11/29	Biola	Phoenix, Ariz.	W 76-65
12/2	Whittier	Phoenix, Ariz.	W 87-67
12/5	at College of Santa Fe	Santa Fe, N.M.	W 58-43
12/6	at Fort Lewis	Durango, Colo.	W 47-43
12/9	at Southern Utah St.	Cedar City, Utah	W 89-88
12/12	California Baptist	Phoenix, Ariz.	W 96-83
12/13	Western N.M.	Phoenix, Ariz.	W 53-48
12/19	Western State	Phoenix, Ariz.	W 79-47
12/20	Mesa College	Phoenix, Ariz.	W 77-61
1/6	at N.M. Highlands	Las Vegas, N.M.	W 86-83
1/7	at Eastern N.M.	Portales, N.M.	L 65-70
1/10	UC Irvine	Phoenix, Ariz.	W 83-70
1/13	Northern Arizona	Phoenix, Ariz.	W 78-72
1/16	at California Baptist	Riverside, Calif.	L 80-85
1/17	at UC Riverside	Riverside, Calif.	W 78-76
1/20	at Western N.M.	Silver City, N.M.	W 61-47
1/23	College of Santa Fe	Phoenix, Ariz.	W 63-43
1/24	San Diego	Phoenix, Ariz.	W 82-68
1/30	N.M. Highlands	Phoenix, Ariz.	W 88-86
2/7	at Southern California	Costa Mesa, Calif.	W 59-45
2/10	at Northern Arizona	Flagstaff, Ariz.	W 63-58
2/14	Point Loma	Phoenix, Ariz.	W 71-60
2/19	at Point Loma	San Diego, Calif.	W 64-58
2/20	at San Diego	San Diego, Calif.	W 49-47
2/28	Southern Utah St.	Phoenix, Ariz.	W 72-65
3/2	vs Westminster*	Grand Junction, Colo.	W 74-57
3/3	vs Southern Utah St.*	Grand Junction, Colo.	W 49-47
3/9	vs Central State^	Kansas City, Mo.	W 57-52
3/10	vs Newberry^	Kansas City, Mo.	L 58-65

* NAIA District VII Tourn. ^ NAIA National Tourn.

1976-77 | 20-9

Conference	none
Coach	Ben Lindsey

11/29	Fort Lewis	Phoenix, Ariz.	W 76-48
12/2	Chapman	Phoenix, Ariz.	W 81-69
12/4	College of Santa Fe	Phoenix, Ariz.	W 101-76
12/6	at Southern Utah St.	Cedar City, Utah	L 66-68
12/11	at Eastern N.M.	Portales, N.M.	W 78-61
12/13	at Western N.M.	Silver City, N.M.	W 74-71
12/17	Fort Hays State	Phoenix, Ariz.	W 85-72
12/18	Southern Utah St.	Phoenix, Ariz.	W 76-69
12/28	vs Seattle Pacific	Grand Junction, Colo.	W 82-74
12/29	vs Mesa College	Grand Junction, Colo.	L 75-90
1/6	at San Diego	San Diego, Calif.	W 78-57
1/7	at Point Loma	San Diego, Calif.	W 57-55
1/8	at Biola	La Mirada, Calif.	L 65-69
1/11	Southern California	Phoenix, Ariz.	W 77-60
1/14	San Diego	Phoenix, Ariz.	W 71-60
1/18	at Northern Arizona	Flagstaff, Ariz.	L 64-78
1/22	Westmont	Phoenix, Ariz.	W 80-71
1/25	Western N.M.	Phoenix, Ariz.	W 79-64
1/28	Eastern N.M.	Phoenix, Ariz.	W 74-73
2/3	at Point Loma	San Diego, Calif.	L 64-73
2/4	at Chapman	Orange, Calif.	L 53-79
2/5	at Ambassador	Pasadena, Calif.	W 73-65
2/7	Northern Arizona	Phoenix, Ariz.	W 65-61
2/10	at California Baptist	Riverside, Calif.	W 69-68
2/11	at San Diego	San Diego, Calif.	L 76-81
2/12	at Biola	La Mirada, Calif.	L 70-76
2/19	Ambassador	Phoenix, Ariz.	W 59-57
2/25	at College of Santa Fe	Santa Fe, N.M.	W 88-51
3/2	Southern Utah St.*	Phoenix, Ariz.	L 64-66

* NAIA District VII Tournament

1977-78 | 30-3

Conference	none
Coach	Ben Lindsey

12/2	at UC Riverside	Riverside, Calif.	W 95-69
12/7	at Northern Arizona	Flagstaff, Ariz.	W 81-72
12/9	Kansas City	Phoenix, Ariz.	W 75-70
12/10	California Baptist	Phoenix, Ariz.	W 109-70
12/16	at Biola	La Mirada, Calif.	W 64-54
12/17	at Ambassador	Pasadena, Calif.	W 86-59
12/22	Wheaton	Phoenix, Ariz.	W 98-80
12/23	Wayland Baptist	Phoenix, Ariz.	W 84-74
1/6	at Arizona	Tucson, Ariz.	L 66-78
1/10	at Southern Utah St.	Cedar City, Utah	W 73-71
1/14	Point Loma	Phoenix, Ariz.	W 78-69
1/17	Northern Arizona	Phoenix, Ariz.	W 96-83
1/21	San Diego	Phoenix, Ariz.	W 80-69
1/24	N.M. Highlands	Phoenix, Ariz.	W 95-83
1/27	Biola	Phoenix, Ariz.	W 74-63
1/28	Western N.M.	Phoenix, Ariz.	W 75-72
2/2	at Occidental	Los Angeles, Calif.	W 76-60
2/3	at San Diego	San Diego, Calif.	L 71-91
2/11	Eastern N.M.	Phoenix, Ariz.	W 86-81
2/16			

1978-79 | 24-4

Conference none
Coach Ben Lindsey

11/28 College of St. Thomas Phoenix, Ariz. W 58-55
12/1 vs Bethany Nazarene Springfield, Mo. W 88-68
12/2 vs Tabor College Springfield, Mo. W 85-65
12/2 vs SW Missouri St. Springfield, Mo. L 69-75
12/13 at Arizona Tucson, Ariz. L 78-90
12/15 Southern California Phoenix, Ariz. W 89-84
12/16 Western N.M. Phoenix, Ariz. W 65-59
12/29 Westminster Phoenix, Ariz. W 90-74
12/30 Augustana Phoenix, Ariz. L 77-78
1/4 Wisconsin-Stevens Phoenix, Ariz. W 86-84
1/12 at U.S. Int'l San Diego, Calif. W 86-68
1/13 at California Baptist Riverside, Calif. W 77-76
1/20 Biola Phoenix, Ariz. W 54-49
1/25 at Southern California Costa Mesa, Calif. W 76-71
1/27 at Point Loma San Diego, Calif. W 86-71
1/30 N.M. Highlands Phoenix, Ariz. W 84-66
2/2 College of Santa Fe Phoenix, Ariz. W 109-73
2/3 California Baptist Phoenix, Ariz. W 79-69
2/6 at N.M. Highlands Las Vegas, N.M. W 84-66
2/10 Occidental Phoenix, Ariz. W 65-47
2/17 Eastern N.M. Phoenix, Ariz. W 91-70
2/23 at College of Santa Fe Santa Fe, N.M. W 63-58
2/24 at Eastern N.M. Portales, N.M. W 91-70
2/27 at Western N.M. Silver City, N.M. W 63-60
3/3 Fort Lewis* Phoenix, Ariz. W 74-73
3/6 Southern Utah St.* Phoenix, Ariz. W 86-72
3/12 vs Marymount^ Kansas City, Mo. L 74-79

*NAIA District VII Tournament
^NAIA National Tournament

1980-81 | 16-13

Conference none
Coach Ben Lindsey

11/26 College of St. Thomas Phoenix, Ariz. W 77-66
11/28 at San Francisco San Francisco, Calif. L 63-78
12/1 Azusa Pacific Phoenix, Ariz. W 65-58
12/2 Western N.M. Phoenix, Ariz. L 58-76
12/4 Eastern N.M. Phoenix, Ariz. W 79-67
12/6 CSU Dominguez Hills Phoenix, Ariz. L 38-43
12/9 at Southern Utah St. Cedar City, Utah L 78-88
12/10 at Weber State Ogden, Utah L 57-72
12/13 UC Riverside Phoenix, Ariz. W 56-54
12/19 Fresno Pacific Phoenix, Ariz. W 67-56
12/20 CSU Stanislaus Phoenix, Ariz. W 71-59
12/30 at Arizona Tucson, Ariz. L 60-74
1/6 California Baptist Phoenix, Ariz. W 76-65
1/9 vs Concordia Santa Barbara, Calif. W 90-61
1/10 at Westmont Santa Barbara, Calif. W 43-38
1/13 at Biola La Miranda, Calif. L 53-64
1/17 Cal Lutheran Phoenix, Ariz. W 90-46
1/22 at College of Santa Fe Santa Fe, N.M. L 54-58
1/31 Southern Utah St. Phoenix, Ariz. W 70-67
2/3 at Western N.M. Silver City, N.M. L 30-39
2/6 at Eastern N.M. Portales, N.M. W 76-66
2/9 Cameron Phoenix, Ariz. L 56-74
2/12 at California Baptist Riverside, Calif. W 40-37
2/14 at Point Loma San Diego, Calif. W 77-58
2/17 at Cameron Lawton, Okla. L 67-79
2/21 College of Santa Fe Phoenix, Ariz. W 66-53
2/24 at CSU Dominguez Hills Carson, Calif. L 55-59
2/28 at Southern Colorado* Pueblo, Colo. W 59-55
3/3 at Western N.M.* Silver City, N.M. L 52-76

*NAIA District VII Tournament

1979-80 | 25-5

Conference none
Coach Ben Lindsey

11/27 Southern Utah St. Phoenix, Ariz. W 57-52
11/30 at Biola La Miranda, Calif. W 57-51
12/1 at CSU Dominguez Hills Carson, Calif. W 67-64
12/4 at Western N.M. Silver City, N.M. W 62-49
12/7 College of St. Thomas Phoenix, Ariz. W 94-64
12/8 at Arizona Tucson, Ariz. L 60-69
12/11 at New Mexico Albuquerque, N.M. L 68-78
12/15 California Baptist Phoenix, Ariz. W 75-62
12/21 Occidental Phoenix, Ariz. W 73-53
12/22 Western Montana Phoenix, Ariz. W 62-49
12/28 St. Xavier Phoenix, Ariz. W 89-76
1/5 CSU Dominguez Hills Phoenix, Ariz. W 80-69
1/12 U.S. International Phoenix, Ariz. W 69-67
1/16 at College of Santa Fe Santa Fe, N.M. W 67-56
1/19 Eastern N.M. Phoenix, Ariz. W 74-59
1/22 at Arizona State Tempe, Ariz. L 68-80
1/31 at Eastern N.M. Portales, N.M. W 96-78
2/2 at California Baptist Riverside, Calif. W 27-26
2/4 at Azusa Pacific Azusa, Calif. L 50-57
2/5 at Southern California Costa Mesa, Calif. W 119-98
2/9 Point Loma Phoenix, Ariz. W 81-79
2/12 at Southern Utah St. Cedar City, Utah W 84-69
2/16 College of Santa Fe Phoenix, Ariz. W 103-62
2/22 at Cal Lutheran Thousand Oaks, Calif. W 79-66
2/23 at San Diego State San Diego, Calif. W 86-68
2/26 Western N.M. Phoenix, Ariz. W 77-70
3/1 vs Colorado Mines* Glendale, Ariz. W 59-57
3/4 vs Regis College* Silver City, N.M. W 49-45
3/5 at Western N.M.* Silver, City N.M. W 68-55
3/11 Clarion State^ Kansas City, Mo. L 75-83

*NAIA District VII Tournament
^NAIA National Tournament

1981-82 | 17-11

Conference none
Coach Jay Arnote

11/27 vs N.M. Highlands Grand Junction, Colo. W 86-69
11/28 at Mesa College Grand Junction, Colo. L 59-61
11/30 at Southern Utah St. Cedar City, Utah L 59-66
12/4 College of St. Thomas Phoenix, Ariz. L 55-60
12/5 CSU Dominguez Hills Phoenix, Ariz. W 54-52
12/8 Western N.M. Phoenix, Ariz. W 66-57
12/11 Mesa College Phoenix, Ariz. W 61-49
12/18 Point Loma Phoenix, Ariz. W 67-59
12/19 William Jewell Phoenix, Ariz. W 74-64
1/2 at Cal Poly Pomona Pomona, Calif. L 58-60
1/4 at UC Riverside Riverside, Calif. W 72-70
1/8 Los Angeles Baptist Phoenix, Ariz. W 74-54
1/9 California Baptist Phoenix, Ariz. W 79-39
1/16 Westmont Phoenix, Ariz. L 74-78
1/18 at Eastern N.M. Portales, N.M. L 67-71
1/20 at N.M. Highlands Las Vegas, N.M. W 70-64
1/21 at College of Santa Fe Santa Fe, N.M. L 66-72
1/25 at CSU Dominguez Hills Carson, Calif. L 59-61
1/29 Occidental Phoenix, Ariz. W 98-55
1/30 Southern Utah St. Phoenix, Ariz. W 82-64
2/6 N.M. Highlands Phoenix, Ariz. W 101-80
2/8 at Western N.M. Silver City, N.M. L 49-74
2/12 Eastern N.M. Phoenix, Ariz. W 79-67
2/18 at California Baptist Riverside, Calif. W 80-40
2/20 at Los Angeles Baptist Los Angeles, Calif. W 61-59
2/23 College of Santa Fe Phoenix, Ariz. W 64-61
2/27 at Western N.M.* Silver City, N.M. L 45-48

*NAIA District VII Tournament

1982-83 | 23-8

Conference none
Coach Jay Arnote

11/20 CSU Dominguez Hills Phoenix, Ariz. W 60-56
11/26 Fort Lewis Phoenix, Ariz. W 58-56
11/30 Florida International Phoenix, Ariz. W 58-55
12/3 College of St. Thomas Phoenix, Ariz. W 56-55
12/9 vs Eastern N.M. Silver City, N.M. W 87-80
12/10 vs Colorado Mines Silver City, N.M. W 62-61
12/11 at Western N.M. Silver City, N.M. W 60-52
12/14 Rockmont College Phoenix, Ariz. W 86-50
12/17 CSU Los Angeles Phoenix, Ariz. W 79-67
12/18 UC Riverside Phoenix, Ariz. W 67-54
12/29 vs CSU Dominguez Hills Cedar City, Utah L 54-55
12/30 vs Southern California Cedar City, Utah W 94-86
1/4 at New Mexico Albuquerque, N.M. L 51-76
1/7 Los Angeles Baptist Phoenix, Ariz. W 93-48
1/8 Cal Poly Pomona Phoenix, Ariz. W 79-53
1/10 at Northern Arizona Flagstaff, Ariz. L 47-62
1/14 at Point Loma San Diego, Calif. W 55-41
1/15 at California Baptist Riverside, Calif. W 76-47
1/18 Southern Utah St. Phoenix, Ariz. W 76-56
1/22 California Baptist Phoenix, Ariz. W 61-43
1/29 at Westmont Santa Barbara, Calif. L 59-78
1/31 at CSU Dominguez Hills Carson, Calif. L 57-78
2/5 Eastern N.M. Phoenix, Ariz. W 85-72
2/8 Western N.M. Phoenix, Ariz. W 65-47
2/12 at Biola La Miranda, Calif. W 91-63
2/17 at Eastern N.M. Portales, N.M. W 91-88
2/19 at College of Santa Fe Santa Fe, N.M. L 75-90
2/26 at Occidental Los Angeles, Calif. W 85-78
3/1 College of Santa Fe Phoenix, Ariz. L 69-73
3/5 vs Mesa College* Glendale, Ariz. W 63-59
3/8 vs Southern Colorado* Glendale, Ariz. L 65-67

*NAIA District VII Tournament

1983-84 | 21-9

Conference none
Coach John Shumate

11/18 vs CSU Northridge Los Angeles, Calif. L 49-66
11/19 vs Los Angeles Baptist Los Angeles, Calif. W 81-54
11/22 College of St. Thomas Phoenix, Ariz. W 74-69
11/25 at Western State Gunnison, Colo. W 59-52
11/26 at Adams State Alamosa, Colo. L 65-76
11/28 at Fort Lewis Durango, Colo. W 68-64
12/2 William Jewell Phoenix, Ariz. L 52-53
12/10 at Southern Utah St. Cedar City, Utah W 80-76
12/16 Western Montana Phoenix, Ariz. W 57-48
12/17 CSU Los Angeles Phoenix, Ariz. W 74-65
12/19 at Northern Mont. Harve, Mont. W 63-53
12/28 vs Cal Lutheran Turlock, Calif. W 65-56
12/29 vs Point Loma Turlock, Calif. W 66-49
12/30 vs Lewis & Clark Turlock, Calif. W 79-57
1/3 Los Angeles Baptist Phoenix, Ariz. W 70-56
1/6 vs Champan San Diego, Calif. L 74-78
1/7 vs Pomona Pitzer San Diego, Calif. W 66-57
1/10 at New Mexico St. Las Cruces, N.M. L 60-75
1/14 California Baptist Phoenix, Ariz. W 56-46
1/21 College of Santa Fe Phoenix, Ariz. W 65-64
1/28 Westmont Phoenix, Ariz. W 47-46
1/30 Southern Utah St. Phoenix, Ariz. W 43-41
2/3 at U.S. Int'l San Diego, Calif. W 72-68
2/4 CSU Dominguez Hills Phoenix, Ariz. W 59-49
2/11 at College of Santa Fe Santa Fe, N.M. L 73-81
2/13 at Eastern N.M. Portales, N.M. L 62-78
2/18 at California Baptist Riverside, Calif. W 62-52
2/25 Eastern N.M. Phoenix, Ariz. W 63-61
2/28 at Northern Arizona Flagstaff, Ariz. L 57-63
3/2 vs Western N.M.* Phoenix, Ariz. L 54-66

*NAIA District VII Tournament

1984-85 | 18-16

Conference none
Coach John Shumate

11/3 at Wayland Baptist Plainview, Texas L 67-85
11/5 at Lubbock Christian Lubbock, Texas W 51-50
11/16 at Sul Ross State Alpine, Texas W 87-59
11/17 vs Concordia Lutheran Alpine, Texas W 95-72
11/17 vs Texas College Alpine, Texas W 116-91
11/18 at Southern Utah St. Cedar City, Utah W 71-70
12/21 College of St. Thomas Phoenix, Ariz. W 75-62
12/1 Southern California Phoenix, Ariz. L 69-72
12/4 at Northern Arizona Flagstaff, Ariz. L 44-60
12/6 Southern Utah St. Phoenix, Ariz. W 74-68
12/8 at CSU Northridge Northridge, Calif. L 67-68
12/13 Point Loma Phoenix, Ariz. L 70-72
12/14 CSU Dominguez Hills Phoenix, Ariz. L 58-83
12/18 vs College of Santa Fe Bakersfield, Calif. W 76-65
12/19 at CSU Bakersfield Bakersfield, Calif. L 64-80
12/22 Western State Phoenix, Ariz. W 66-65
12/28 vs Abilene Christian Grand Junction, Colo. W 80-64
12/29 at Mesa College Grand Junction, Colo. W 74-73
1/2 Los Angeles Baptist Phoenix, Ariz. W 79-57
1/4 vs UC Riverside La Jolla, Calif. L 59-66
1/5 vs Occidental La Jolla, Calif. W 77-59
1/7 Lubbock Christian Phoenix, Ariz. W 74-48
1/12 at Westmont Santa Barbara, Calif. L 73-89
1/19 College of Santa Fe Phoenix, Ariz. W 68-51
1/29 at CSU Dominguez Hills Carson, Calif. L 66-70
1/31 at CSU Los Angeles Los Angeles, Calif. L 74-83
2/2 at Point Loma San Diego, Calif. L 68-77
2/6 at N.M. Highlands Las Vegas, N.M. L 65-70
2/7 at College of Santa Fe Santa Fe, N.M. L 74-79
2/9 at Western N.M. Silver City, N.M. L 63-75
2/19 Southwestern College Phoenix, Ariz. W Forfeit
2/25 Fort Lewis Phoenix, Ariz. W 69-51
3/4 vs Southern Utah St.* Grand Junction, Colo. W 73-64
3/6 at Mesa College* Grand Junction, Colo. L 78-95

*NAIA District VII Tournament

1985-86 | 19-8

Conference none
Coach John Shumate

11/16 The Master's Phoenix, Ariz. W 88-73
11/18 at Lubbock Christian Lubbock, Texas L 75-79
11/19 at Wayland Baptist Plainview, Texas L 88-94
11/23 at CSU Dominguez Hills Carson, Calif. L 83-85
11/26 College of St. Thomas Phoenix, Ariz. W 89-59
12/2 at Southern Utah St. Cedar City, Utah W --
12/5 Southern Utah St. Phoenix, Ariz. W 77-65
12/7 N.M. Highlands Phoenix, Ariz. W 112-87
12/12 Northern Montana Phoenix, Ariz. W 101-71
12/13 Western N.M. Phoenix, Ariz. W 91-57
12/14 Mesa College Phoenix, Ariz. W 93-84
12/18 CSU Los Angeles Phoenix, Ariz. L 89-91
12/23 CSU Dominguez Hills Phoenix, Ariz. W 71-44
12/28 Texas Lutheran Grand Junction, Colo. W 134-129
12/29 at Mesa College Grand Junction, Colo. W 102-101
12/30 vs Sul Ross State Grand Junction, Colo. W 88-60
1/4 Hawaii-Hilo Phoenix, Ariz. W 89-74
1/7 Concordia (Neb.) Phoenix, Ariz. W 101-89
1/10 vs Pomona-Pitzer W 90-66
1/11 vs College of Notre Dame W 90-68
1/14 at CSU Los Angeles Los Angeles, Calif. L 71-103
1/17 Wassuk Phoenix, Ariz. W 142-64
1/20 Westmont Phoenix, Ariz. L 75-77
2/4 at College of Santa Fe Santa Fe, N.M. L 86-92
2/5 at N.M. Highlands Las Vegas, N.M. W 70-65
2/17 at Western N.M. Silver City, N.M. L 77-79
2/22 College of Santa Fe Phoenix, Ariz. W 102-88

HISTORY » GAME-BY-GAME

1986-87 | 26-12

Conference	Coach
none	Paul Westphal

11/15 The Master's	Phoenix, Ariz.	W 101-86
11/21 at Lubbock Christian	Lubbock, Texas	W 99-95
11/22 at Wayland Baptist	Plainview, Texas	L 81-106
11/25 at Point Loma	San Diego, Calif.	L 64-70
11/26 at CSU Dominguez Hills	Carson, Calif.	L 60-74
11/29 at Fort Hays State	Hays, Kan.	L 67-90
12/1 at Kansas State	Manhattan, Kan.	L 57-93
12/3 College of St. Thomas	Phoenix, Ariz.	W 76-64
12/5 vs Doane College	Pubelo, Colo.	W 81-78
12/6 at Southern Colo.	Pubelo, Colo.	L 70-71
12/11 Texas Wesleyan	Phoenix, Ariz.	W 101-88
12/12 Mesa College	Phoenix, Ariz.	W 76-60
12/13 Southern Colorado	Phoenix, Ariz.	W 61-57
12/19 Occidental	Phoenix, Ariz.	W 114-82
12/20 Fort Lewis	Phoenix, Ariz.	L 82-98
12/22 Millikin	Phoenix, Ariz.	W 84-76
12/28 vs North Central	Grand Junction, Colo.	W 96-84
12/29 at Mesa College	Grand Junction, Colo.	W 97-71
12/30 vs Bethany	Grand Junction, Colo.	W 60-52
1/2 Olivet Nazarene	Phoenix, Ariz.	W 112-94
1/3 CSU Dominguez Hills	Phoenix, Ariz.	W 91-82
1/5 Lubbock Christian	Phoenix, Ariz.	W 71-60
1/6 Central Methodist	Phoenix, Ariz.	W 105-74
1/8 N.M. Highlands	Phoenix, Ariz.	W 89-74
1/10 at Westmont	Santa Barbara, Calif.	W 71-70
1/12 at The Master's	Santa Barbara, Calif.	W 97-84
1/17 at Christian Heritage	El Cajon, Calif.	W 94-74
1/19 at Fort Lewis	Durango, Colo.	L 73-96
1/24 Southern Utah St.	Phoenix, Ariz.	W 105-91
1/26 at N.M. Highlands	Las Vegas, N.M.	W 83-80
1/30 Wayland Baptist	Phoenix, Ariz.	W 86-72
2/3 Western N.M.	Phoenix, Ariz.	W 93-67
2/14 at Southern Utah St.	Cedar City, Utah	L 97-130
2/19 at Texas Wesleyan	Fort Worth, Texas	L 83-86
2/20 vs Dallas	Fort Worth, Texas	W 111-85
2/21 vs Langston	Fort Worth, Texas	L 81-84
3/3 at Fort Lewis*	Durango, Colo.	W 94-87
3/5 at Western State*	Gunnison, Colo.	L 69-74

*NAIA District VII Tournament

1987-88 | 37-6

Conference	Coach
none	Paul Westphal

11/20 at Southern Colo.	Pueblo, Colo.	W 96-77
11/21 at Fort Lewis	Durango, Colo.	W 93-83
11/24 at Chapman	Orange, Calif.	L 76-83
11/25 at CSU Dominguez Hills	Carson, Calif.	W 72-67
11/27 vs UC Santa Cruz	La Jolla, Calif.	W 105-70
11/28 at UC San Diego	La Jolla, Calif.	W 116-72
12/1 College of St. Thomas	Phoenix, Ariz.	W 110-67
12/4 Occidental	Phoenix, Ariz.	W 70-60
12/5 Point Loma Nazarene	Phoenix, Ariz.	W 121-79
12/7 Fort Lewis	Phoenix, Ariz.	W 95-91
12/12 at Northern Arizona	Flagstaff, Ariz.	L 81-84
12/19 Westmont	Phoenix, Ariz.	L 82-92
12/21 Western N.M.	Phoenix, Ariz.	W 105-78
12/22 North Park College	Phoenix, Ariz.	W 114-106
12/29 Northwestern College	Grand Junction, Colo.	W 73-64
12/30 at Mesa College	Grand Junction, Colo.	W 96-86
1/2 CSU Dominguez Hills	Phoenix, Ariz.	W 83-75
1/4 Mesa College	Phoenix, Ariz.	W 96-86
1/5 Southern Nazarene	Phoenix, Ariz.	W 84-81
1/8 Panhandle State	Silver City, N.M.	W 88-84
1/9 at Western N.M.	Silver City, N.M.	W 92-83
1/12 Nebraska Wesleyan	Phoenix, Ariz.	W 95-80
1/15 at The Master's	Santa Clarita, Calif.	W 89-67
1/16 at Christian Heritage	El Cajon, Calif.	W 95-83
1/19 at Southern Nazarene	Bethany, Okla.	W 97-95

1/21 at Drury	Springfield, Mo.	L 72-74
1/23 at Southern Utah St.	Cedar City, Utah	W 121-101
1/26 Southern Colorado	Phoenix, Ariz.	W 94-68
1/30 The Master's	Phoenix, Ariz.	W 115-61
2/4 at Western Wash.	Bellingham, Wash.	L 88-99
2/5 at Puget Sound	Tacoma, Wash.	L 85-102
2/6 at Seattle Pacific	Seattle, Wash.	W 90-86
2/13 Athletes in Action	Phoenix, Ariz.	L 86-100
2/15 Southern Utah St.	Phoenix, Ariz.	W 113-92
2/20 Christian Heritage	Phoenix, Ariz.	W 106-96
2/27 at Hawaii Pacific	Kaneohe, Hawaii	W 102-93
2/29 at BYU-Hawaii	Laie, Hawaii	W 93-87
3/8 vs Southern Colo.*		W 68-62
3/10 vs Colorado Mines*		W 113-79
3/17 vs Hastings College^		W 103-75
3/18 vs Fort Hays State^		W 101-95
3/19 vs College of Idaho^		W 99-96
3/21 vs Waynesburg^		W 108-106
3/22 vs Auburn-Montgomery^		W 88-86

*NAIA District VII Tournament

^NAIA National Tournament

1988-89 | 26-5

Conference	Coach
none	Bill Westphal

11/29 St. Thomas	Phoenix, Ariz.	W 86-64
12/2 vs St. Mary's (TX)	San Marcos, Texas	W 82-80
12/3 vs Oklahoma City	San Marcos, Texas	W 113-96
12/9 Colorado Christian	Phoenix, Ariz.	W 124-68
12/10 Emporia State	Phoenix, Ariz.	W 91-89
12/17 UC Riverside	Phoenix, Ariz.	W 91-90
12/20 Seattle Pacific	Phoenix, Ariz.	W 104-95
12/22 Cal Poly Pomona	Phoenix, Ariz.	W 119-93
12/30 Chapman	Phoenix, Ariz.	W 116-94
1/2 Wisconsin-Oshkosh	Phoenix, Ariz.	W 92-85
1/3 at Ottawa	Ottawa, Kan.	W 65-60
1/5 at CSU Dominguez Hills	Carson, Calif.	L 73-81
1/6 vs Southern California	Los Angeles, Calif.	W 96-78
1/7 at Occidental	Los Angeles, Calif.	W 88-80
1/9 at CSU San Bernardino	San Bernardino, Calif.	L 66-80
1/10 at UC Riverside	Riverside, Calif.	L 78-92
1/14 at West Coast Christian	Lancaster, Calif.	W 141-57
1/17 at San Francisco St.	San Francisco, Calif.	W 99-81
1/19 at Westmont	Santa Barbara, Calif.	W 81-77
1/20 at Biola	La Mirada, Calif.	L 87-88
1/27 Biola	Phoenix, Ariz.	W 103-85
1/28 The Master's	Phoenix, Ariz.	W 87-83
2/4 Christian Heritage	Phoenix, Ariz.	W 115-90
2/17 Langston	Phoenix, Ariz.	W 112-91
2/18 Drury	Phoenix, Ariz.	W 100-74
2/24 at The Master's	Santa Clarita, Calif.	W 76-75
2/25 at Christian Heritage	El Cajon, Calif.	W 117-72
3/4 Colorado Mines	Phoenix, Ariz.	W 109-82
3/6 vs Denver*		W 111-88
3/8 vs Mesa State*		W 115-95
3/15 vs Western Mont.^		L 65-79

*NAIA District VII Tournament

^NAIA National Tournament

1989-90 | 25-10

Conference	Coach
none	Bill Westphal

11/17 CSU Los Angeles	Fresno, Calif.	L 78-90
11/18 Mesa State	Fresno, Calif.	W 98-78
11/25 Mid American Nazarene	Phoenix, Ariz.	W 94-74
11/28 College of St. Thomas	Phoenix, Ariz.	L 47-67
12/1 vs Oklahoma City	Emporia, Kan.	W 102-97
12/2 at Emporia State	Emporia, Kan.	L 71-90
12/4 at Drury	Springfield, Mo.	L 64-65

12/8 Occidental	Phoenix, Ariz.	W 84-49
12/9 Fresno Pacific	Phoenix, Ariz.	W 61-59
12/16 at Western N.M.	Silver City, N.M.	L 64-72
12/19 CSU Dominguez Hills	Phoenix, Ariz.	W 107-78
12/22 Westmont	Phoenix, Ariz.	L 81-88
12/28 vs UC Riverside	Chico, Calif.	W 71-64
12/29 vs Sonoma State	Chico, Calif.	W 92-75
12/30 at Chico State	Chico, Calif.	W 95-93
1/3 at Cal Poly Pomona	Pomona, Calif.	W 83-74
1/6 East Stroudsburg St.	Honolulu, Hawaii	W 82-76
1/7 at Chaminade	Honolulu, Hawaii	W 76-58
1/13 Concordia (Neb.)	Phoenix, Ariz.	W 73-68
1/16 at Christian Heritage	El Cajon, Calif.	L 89-91
1/18 at The Master's	Santa Clarita, Calif.	W 76-75
1/26 Biola	Phoenix, Ariz.	W 65-60
1/27 California Baptist	Phoenix, Ariz.	W 93-61
1/30 Oral Roberts	Phoenix, Ariz.	L 93-97
2/3 at Point Loma	San Diego, Calif.	W 60-52
2/10 at Biola	La Mirada, Calif.	W 69-67
2/16 Christian Heritage	Phoenix, Ariz.	L 87-89
2/17 Langston	Phoenix, Ariz.	W 107-73
2/20 Rockhurst College	Phoenix, Ariz.	W 89-73
2/23 The Master's	Phoenix, Ariz.	W 108-71
3/3 vs Regis*		W 74-72
3/4 vs Mesa State*		W 121-95
3/5 vs Colorado Mines*		W 99-76
3/14 vs Briar Cliff^		W 73-66
3/15 vs USC-Spartanburg^		L 69-75

*NAIA District VII Tournament

^NAIA National Tournament

1990-91 | 19-11

Conference	Coach
none	Leighton McCrary

11/17 CSU Dominguez Hills	Phoenix, Ariz.	W 79-73
11/23 vs Southern California	Orange, Calif.	W 69-63
11/24 at Chapman	Orange, Calif.	L 69-77
11/27 St Thomas	Phoenix, Ariz.	W 76-70
12/1 Point Loma Nazarene	Phoenix, Ariz.	W 75-70
12/7 at West Texas State	Canyon, Texas	L 73-93
12/8 at Eastern N.M.	Portales, N.M.	W 60-59
12/15 at Westmont	Santa Barbara, Calif.	L 61-67
12/17 at CSU Dominguez Hills	Carson, Calif.	L 83-85
12/28 CSU Los Angeles	Phoenix, Ariz.	W 83-79
12/29 Biola	Phoenix, Ariz.	W 82-66
1/3 vs Pacific Lutheran	San Diego, Calif.	W 78-64
1/4 at Point Loma Nazarene	San Diego, Calif.	W 81-65
1/5 vs Catabwa College	San Diego, Calif.	W 66-64
1/10 at Oral Roberts	Tulsa, Okla.	L 79-88
1/12 Christian Heritage	Phoenix, Ariz.	W 87-70
1/17 Alaska Fairbanks	Phoenix, Ariz.	W 87-69
1/19 Alaska Anchorage	Phoenix, Ariz.	W 94-86
1/22 at Sacramento St.	Sacramento, Calif.	L 67-70
1/26 at Eastern Mont.	Billings, Mont.	L 60-79
1/31 at Seattle Pacific	Seattle, Wash.	L 55-80
2/2 Chaminade	Phoenix, Ariz.	W 85-84
2/4 Western N.M.	Phoenix, Ariz.	W 69-66
2/9 at Western N.M.	Silver City, N.M.	L 64-76
2/14 at Alaska Anchorage	Anchorage, Alaska	L 56-75
2/16 at Alaska Fairbanks	Fairbanks, Alaska	W 88-76
2/19 Sacramento State	Phoenix, Ariz.	W 76-64
2/23 Seattle Pacific	Phoenix, Ariz.	W 50-44
2/28 Eastern Montana	Phoenix, Ariz.	W 79-61
3/2 Western N.M.*	Phoenix, Ariz.	L 76-79

*NAIA District VII Tournament

1991-92 | 22-6

Conference	Coach
Pacific West	Leighton McCrary

11/23 Metropolitan State	Phoenix, Ariz.	W 81-74
11/26 at BYU-Hawaii	Laie, Hawaii	L 82-100
11/29 at Hawaii-Hilo	Hilo, Hawaii	W 87-82
11/30 Rider College	Phoenix, Ariz.	W 67-59
12/1 at Chaminade	Honolulu, Hawaii	W 100-76
12/3 at CSU Stanislaus	Turlock, Calif.	W 106-104
12/14 CSU Bakersfield	Phoenix, Ariz.	W 87-70
12/16 at Point Loma Nazarene	San Diego, Calif.	L 74-93
12/20 at Metropolitan St.	Denver, Colo.	L 91-107
12/21 Alaska Fairbanks	Phoenix, Ariz.	W 93-79
12/27 CSU Dominguez Hills	Phoenix, Ariz.	W 75-73
12/28 CSU Los Angeles	Phoenix, Ariz.	W 86-68
12/31 CSU Stanislaus	Phoenix, Ariz.	W 89-78
1/3 Missouri-Rolla	Phoenix, Ariz.	W 92-74
1/4 SIU-Edwardsville	Phoenix, Ariz.	W 95-86
1/16 Seattle Pacific	Phoenix, Ariz.	W 82-77
1/18 Chaminade	Phoenix, Ariz.	W 100-82
1/23 at Alaska Anchorage	Anchorage, Alaska	L 71-102
1/25 at Alaska Fairbanks	Fairbanks, Alaska	L 73-85
1/30 Eastern Montana	Phoenix, Ariz.	W 90-69
2/8 at Nebraska-Kearney	Kearney, Neb.	W 104-100
2/15 at Eastern Mont.	Billings, Mont.	W 96-79
2/20 Alaska Fairbanks	Phoenix, Ariz.	W 107-91
2/22 Alaska Anchorage	Phoenix, Ariz.	W 101-82
2/24 Nebraska-Kearney	Phoenix, Ariz.	W 131-104
2/29 Eastern Montana	Phoenix, Ariz.	W 96-79
3/13 vs UC Riverside^	Bakersfield, Calif.	L 61-74
3/14 vs Chico State^	Bakersfield, Calif.	W 88-87

^NCAA West Region Tournament

1992-93 | 20-11

Conference	Coach
Pacific West	Leighton McCrary

11/27 Bridgeport	Phoenix, Ariz.	W 110-98
11/28 Central Oklahoma	Phoenix, Ariz.	W 110-108
12/1 St. Thomas	Phoenix, Ariz.	W 73-71
12/4 Missouri-St. Louis	Phoenix, Ariz.	W 76-58
12/5 at Southern Indiana	Evansville, Ind.	L 74-90
12/8 at Southern Utah	Cedar City, Utah	W 76-74
12/12 at CSU Bakersfield	Bakersfield, Calif.	L 81-88
12/28 Emporia State	Phoenix, Ariz.	L 77-81
12/29 Humboldt State	Phoenix, Ariz.	W 90-70
12/30 Chapman	Phoenix, Ariz.	W 106-83
1/1 Winona State	Phoenix, Ariz.	W 124-98
1/2 UC Riverside	Phoenix, Ariz.	W 105-65
1/14 at Seattle Pacific*	Seattle, Wash.	L 75-77
1/16 at Hawaii-Hilo*	Hilo, Hawaii	W 74-73
1/18 at Chaminade*	Honolulu, Hawaii	L 94-102
1/21 Alaska Anchorage*	Phoenix, Ariz.	L 74-76
1/23 Alaska Fairbanks*	Phoenix, Ariz.	W 110-73
1/26 Pacific Christian	Phoenix, Ariz.	W 132-89
1/30 at Eastern Mont.*	Billings, Mont.	W 83-77
2/6 at West Texas St.	Canyon, Texas	L 70-79
2/17 Seattle Pacific*	Phoenix, Ariz.	W 107-102
2/13 Hawaii-Hilo*	Phoenix, Ariz.	L 82-84
2/15 Chaminade*	Phoenix, Ariz.	L 79-80
2/18 at Alaska Fairbanks*	Fairbanks, Alaska	W 101-97
2/20 at Alaska Anchorage*	Anchorage, Alaska	L 74-76
2/23 West Texas State	Phoenix, Ariz.	W 94-84
2/27 Eastern Montana*	Phoenix, Ariz.	W 94-61
3/5 vs Seattle Pacific^	Anchorage, Alaska	W 80-73
3/6 vs Alaska Anchorage*	Anchorage, Alaska	L 78-86
3/12 at CSU Bakersfield&	Bakersfield, Calif.	L 68-98
3/13 vs CSU Chico&	Bakersfield, Calif.	W 103-98

*PacWest game

^PacWest Tournament

& NCAA West Region Tournament

1993-94 | 14-15

Conference Pacific West
Coach Leighton McCrary

11/26 CSU San Bernardino Phoenix, Ariz. L 58-81
11/27 Southern Colorado Phoenix, Ariz. W 93-73
11/30 BYU-Hawaii Phoenix, Ariz. L 77-81
12/3 Western State Pueblo, Colo. W 104-100
12/4 at Southern Colo. Pueblo, Colo. L 86-95
12/16 Minnesota Duluth Phoenix, Ariz. W 79-72
12/21 at CSU Dominguez Hills Carson, Calif. L 56-74
12/22 at CSU San Bernardino San Bernardino, Calif. L 78-80
12/27 South Dakota Phoenix, Ariz. W 98-92
12/30 Drury Phoenix, Ariz. W 85-81
12/31 Western State Phoenix, Ariz. W 108-73
1/6 Chaminade* Phoenix, Ariz. W 115-73
1/8 Hawaii-Hilo* Phoenix, Ariz. W 92-86
1/14 at Alaska Anchorage* Anchorage, Alaska L 75-100
1/15 at Alaska Fairbanks* Fairbanks, Alaska L 87-102
1/18 Western N.M. Phoenix, Ariz. L 68-92
1/22 at Eastern Mont.* Billings, Mont. L 90-100
1/29 at Seattle Pacific* Seattle, Wash. L 55-76
2/4 at Chaminade* Honolulu, Hawaii L 89-101
2/5 at Hawaii-Hilo* Hilo, Hawaii L 73-82
2/10 Alaska Fairbanks* Phoenix, Ariz. W 98-89
2/12 Alaska Anchorage* Phoenix, Ariz. W 90-78
2/15 at CSU Northridge Northridge, Calif. L 84-95
2/19 Eastern Montana Phoenix, Ariz. W 87-66
2/22 at Western N.M. Silver City, N.M. L 69-86
2/26 Seattle Pacific* Phoenix, Ariz. W 89-67
3/4 vs Seattle Pacific^ Anchorage, Alaska W 67-65
3/5 vs Alaska Anchorage^ Anchorage, Alaska W 72-67
3/8 vs San Francisco St. & Riverside, Calif. L 79-84

* PacWest game ^ PacWest Tournament & NCAA West Region Tournament

1995-96 | 23-6

Conference California Collegiate
Coach Leighton McCrary

11/17 Tarleton State Phoenix, Ariz. W 89-71
11/18 North Dakota Phoenix, Ariz. W 85-71
11/20 Colorado Christian Phoenix, Ariz. W 106-68
11/24 Central Arkansas Phoenix, Ariz. W 95-87
11/25 Concordia Phoenix, Ariz. W 76-69
12/9 Black Hills State Phoenix, Ariz. W 69-67
12/15 CSU Stanislaus Phoenix, Ariz. W 87-68
12/16 Clarke Phoenix, Ariz. W 106-59
12/20 at Central Okla. Edmond, Okla. W 102-72
12/21 vs Washburn Edmond, Okla. L 79-80
12/28 Southwestern Phoenix, Ariz. W 104-73
1/6 The Master's Phoenix, Ariz. W 78-69
1/9 at CSU Northridge Northridge, Calif. W 78-67
1/11 Pacific Christian Phoenix, Ariz. W 106-54
1/13 IUPUI Phoenix, Ariz. W 92-83
1/18 CSU Los Angeles Phoenix, Ariz. W 77-55
1/20 CSU Bakersfield* Phoenix, Ariz. W 68-66
1/25 at Cal Poly Pomona* Pomona, Calif. W 78-76
1/27 at CSU Dominguez Hills* Carson, Calif. W 84-74
2/1 at CSU San Bernardino* San Bernardino, Calif. W 93-88
2/3 at UC Riverside* Riverside, Calif. L 69-77
2/10 at CSU Bakersfield* Bakersfield, Calif. W 59-57
2/15 Cal Poly Pomona* Phoenix, Ariz. L 73-85
2/17 CSU Dominguez Hills* Phoenix, Ariz. L 80-86
2/22 CSU San Bernardino* Phoenix, Ariz. L 97-99
2/24 UC Riverside* Phoenix, Ariz. W 86-78
3/2 at CSU Los Angeles* Los Angeles, Calif. W 79-71
3/7 vs Alaska Anchorage^ Bakersfield, Calif. W 105-96
3/8 at CSU Bakersfield^ Bakersfield, Calif. L 65-71

* CCAA game ^ NCAA West Regional

1997-98 | 17-10

Conference California Collegiate
Coach Leighton McCrary

11/21 Albertsons College Phoenix, Ariz. W 75-64
11/22 The Master's Phoenix, Ariz. W 61-50
11/28 South Dakota St. Phoenix, Ariz. L 56-66
11/29 Nebraska-Omaha Phoenix, Ariz. W 88-84
12/5 vs North Dakota Davis, Calif. W 76-72
12/6 at UC Davis Davis, Calif. L 67-73
12/12 Western Oregon Phoenix, Ariz. W 97-74
12/17 Missouri Western St. Las Vegas, Nev. L 62-86
12/18 Tarleton State Las Vegas, Nev. W 87-85
12/19 IUPUI Phoenix, Ariz. W 87-85
12/21 Western N.M. Phoenix, Ariz. W 94-58
12/29 Western N.M. Phoenix, Ariz. W 100-78
1/3 at Westmont Santa Barbara, Calif. W 70-69
1/15 CSU San Bernardino* Phoenix, Ariz. W 76-63
1/17 CSU Bakersfield* Phoenix, Ariz. L 70-81
1/22 at Cal Poly Pomona* Pomona, Calif. W 84-77
1/24 at CSU Dominguez Hills* Carson, Calif. L 60-70
1/29 at CSU Los Angeles* Los Angeles, Calif. L 78-81
1/31 at UC Riverside* Riverside, Calif. L 68-70
2/7 at CSU Bakersfield* Bakersfield, Calif. W 69-68
2/12 Cal Poly Pomona* Phoenix, Ariz. L 69-78
2/14 CSU Dominguez Hills* Phoenix, Ariz. W 71-58
2/19 CSU Los Angeles* Phoenix, Ariz. W 67-47
2/21 UC Riverside* Phoenix, Ariz. W 69-59
2/28 at CSU San Bernardino* San Bernardino, Calif. L 62-79
3/5 vs CSU Los Angeles^ Davis, Calif. L 53-58

* CCAA game ^ NCAA West Region Tournament

1998-99 | 16-11

Conference California Collegiate
Coach Leighton McCrary

11/20 Christian Heritage Phoenix, Ariz. W 83-67
11/21 Regis College Phoenix, Ariz. W 71-68
12/4 CSU Dominguez Hills* Phoenix, Ariz. W 62-61
12/5 CSU Los Angeles* Phoenix, Ariz. L 55-61
12/12 at CSU San Bernardino* San Bernardino, Calif. W 68-65
12/13 at UC Riverside* Riverside, Calif. L 58-80
12/19 Chico State* Phoenix, Ariz. W 76-65
12/21 UC Davis* Phoenix, Ariz. L 63-67
12/28 New Hampshire Phoenix, Ariz. L 73-78
12/29 Western N.M. Phoenix, Ariz. W 81-52
12/31 Alaska Anchorage Phoenix, Ariz. W 74-64
1/8 San Francisco St.* Phoenix, Ariz. W 68-35
1/9 Sonoma State* Phoenix, Ariz. W 82-60
1/15 at CSU Bakersfield* Bakersfield, Calif. L 57-85
1/16 at CSU Stanislaus* Turlock, Calif. L 76-79
1/20 Cal Poly Pomona* Phoenix, Ariz. W 108-60
1/23 at Cal Poly Pomona* Pomona, Calif. L 61-74
1/29 at CSU Dominguez Hills* Carson, Calif. W 72-66
1/30 at CSU Los Angeles* Los Angeles, Calif. L 65-67
2/5 UC Riverside* Phoenix, Ariz. L 66-73
2/6 CSU San Bernardino* Phoenix, Ariz. L 63-67
2/12 at UC Davis* Davis, Calif. L 49-71
2/13 at Chico State* Chico, Calif. W 62-54
2/19 at San Francisco St.* San Francisco, Calif. W 84-70
2/20 at Sonoma State* Rohnert Park, Calif. W 69-54
2/26 CSU Bakersfield* Phoenix, Ariz. W 77-68
2/27 CSU Stanislaus* Phoenix, Ariz. W 87-80

* CCAA game

1999-00 | 15-14

Conference California Collegiate
Coach Leighton McCrary

11/19 at Alaska Anchorage Anchorage, Alaska L 61-90
11/20 at Alaska Anchorage Anchorage, Alaska L 49-64
11/26 St. Xavier Phoenix, Ariz. L 68-75
11/27 St. Martin's Phoenix, Ariz. W 83-68
12/3 at CSU Los Angeles* Los Angeles, Calif. L 74-75
12/4 at CSU Dominguez Hills* Carson, Calif. L 65-74
12/11 CSU San Bernardino* Phoenix, Ariz. L 61-62
12/13 UC Riverside* Phoenix, Ariz. W 66-60
12/18 at Chico State* Chico, Calif. W 89-81
12/19 at UC Davis* Davis, Calif. W 58-51
12/29 Briar Cliff Phoenix, Ariz. W 66-61
12/30 Husson Phoenix, Ariz. W 65-61
12/31 Assumption Phoenix, Ariz. W 64-54
1/7 at Sonoma State* Rohnert Park, Calif. W 69-54
1/8 at San Francisco St.* San Francisco, Calif. W 77-57
1/14 CSU Stanislaus* Phoenix, Ariz. W 75-65
1/15 CSU Bakersfield* Phoenix, Ariz. W 70-62
1/19 at Cal Poly Pomona* Pomona, Calif. L 76-87
1/22 Cal Poly Pomona* Phoenix, Ariz. W 73-71
1/28 CSU Dominguez Hills* Phoenix, Ariz. W 71-55
1/29 CSU Los Angeles* Phoenix, Ariz. L 71-73
2/4 at UC Riverside* Riverside, Calif. L 67-68
2/5 at CSU San Bernardino* San Bernardino, Calif. L 69-88
2/11 UC Davis* Phoenix, Ariz. L 69-76
2/12 Chico State* Phoenix, Ariz. W 80-77
2/18 San Francisco St.* Phoenix, Ariz. W 74-65
2/19 Sonoma State* Phoenix, Ariz. L 64-77
2/25 at CSU Bakersfield* Bakersfield, Calif. L 54-81
2/26 at CSU Stanislaus* Turlock, Calif. L 85-98

* CCAA game

1994-95 | 17-11

Conference California Collegiate
Coach Leighton McCrary

11/18 Missouri-St. Louis Phoenix, Ariz. W 74-69
11/19 Jacksonville State Phoenix, Ariz. L 72-102
11/24 vs Southern Colo. Billings, Mont. L 78-88
11/25 at MSU Billings Billings, Mont. L 84-108
11/26 vs Colorado Christian Billings, Mont. L 78-89
12/2 at Jacksonville State Jacksonville, Fla. L 79-85
12/3 vs West Georgia Jacksonville, Fla. W 79-75
12/10 La Verne Phoenix, Ariz. W 93-75
12/14 at Southern Colo. Pueblo, Colo. W 75-72
12/16 at Metro State Denver, Colo. W 87-71
12/17 vs Missouri Western St. Denver, Colo. L 84-118
1/7 Pacific Christian Phoenix, Ariz. W 108-92
1/13 at CSU Los Angeles* Los Angeles, Calif. W 72-71
1/14 at CSU Bakersfield* Bakersfield, Calif. L 59-68
1/19 Cal Poly Pomona* Phoenix, Ariz. W 84-66
1/21 CSU Dominguez Hills* Phoenix, Ariz. W 86-74
1/26 CSU San Bernardino* Phoenix, Ariz. L 81-89
1/28 UC Riverside* Phoenix, Ariz. W 90-86
1/30 at CSU Northridge Northridge, Calif. W 88-82
2/4 CSU Bakersfield* Phoenix, Ariz. W 83-75
2/10 at Cal Poly Pomona* Phoenix, Ariz. W 80-71
2/11 at CSU Dominguez Hills* Carson, Calif. L 83-85
2/17 at CSU San Bernardino* San Bernardino, Calif. L 90-108
2/18 at UC Riverside* Riverside, Calif. L 69-76
2/25 CSU Los Angeles* Phoenix, Ariz. W 77-75
3/3 vs CSU Bakersfield^ Riverside, Calif. W 86-78
3/4 at UC Riverside^ Riverside, Calif. W 72-62
3/7 vs UC Davis& Riverside, Calif. L 88-92

* CCAA game ^ CCAA Tournament & NCAA West Region

1996-97 | 23-6

Conference California Collegiate
Coach Leighton McCrary

11/19 Ariz. College of Bible Phoenix, Ariz. W 144-46
11/22 Western State Phoenix, Ariz. W 84-62
11/23 Southern Colorado Phoenix, Ariz. W 76-67
11/29 Fort Lewis Phoenix, Ariz. W 101-71
11/30 Southern Colorado Phoenix, Ariz. L 77-94
12/3 St. Thomas Phoenix, Ariz. W 81-55
12/7 Albertsons College Phoenix, Ariz. W 79-54
12/21 vs Moorhead State Grand Forks, N.D. W 84-49
12/22 North Dakota Grand Forks, N.D. L 71-78
12/27 Emporia State Phoenix, Ariz. W 75-59
12/28 UC Davis Phoenix, Ariz. W 79-67
12/31 Anderson Phoenix, Ariz. W 84-54
1/4 St. Ambrose Phoenix, Ariz. W 75-59
1/10 Christian Heritage Phoenix, Ariz. W 63-47
1/16 CSU San Bernardino* Phoenix, Ariz. W 80-67
1/18 UC Riverside* Phoenix, Ariz. W 78-67
1/23 at CSU Los Angeles* Los Angeles, Calif. L 61-63
1/25 at CSU Bakersfield* Bakersfield, Calif. L 55-57
1/30 at Cal Poly Pomona* Pomona, Calif. W 73-72
2/1 at CSU Dominguez Hills* Carson, Calif. W 63-56
2/8 at UC Riverside* Riverside, Calif. W 64-60
2/13 CSU Los Angeles* Phoenix, Ariz. L 61-63
2/15 CSU Bakersfield* Phoenix, Ariz. W 66-56
2/20 Cal Poly Pomona* Phoenix, Ariz. L 51-54
2/22 CSU Dominguez Hills* Phoenix, Ariz. W 63-55
2/25 The Master's Phoenix, Ariz. W 77-71
3/1 at CSU San Bernardino* San Bernardino, Calif. W 77-69
3/6 vs UC Davis^ Bakersfield, Calif. W 78-66
3/7 at CSU Bakersfield^ Bakersfield, Calif. L 70-80

* CCAA game ^ NCAA West Regional

2000-01 | 9-17

Conference California Collegiate
Coach Leighton McCrary

11/17 Fresno Pacific Phoenix, Ariz. L 74-78
11/18 St. Xavier Phoenix, Ariz. L 74-91
12/8 at Chico St.* Chico, Calif. L 65-73
12/9 at UC Davis* Davis, Calif. L 53-77
12/15 Sonoma State* Phoenix, Ariz. W 70-66
12/16 San Francisco St.* Phoenix, Ariz. W 80-71
12/29 Transylvania Phoenix, Ariz. L 79-83
12/30 Findlay Phoenix, Ariz. L 77-84
1/5 at CSU Stanislaus* Turlock, Calif. L 67-80
1/6 at CSU Bakersfield* Bakersfield, Calif. L 62-67
1/12 at CSU San Bernardino* San Bernardino, Calif. L 59-79
1/13 at Cal Poly Pomona* Pomona, Calif. L 56-80
1/19 CSU Dominguez Hills* Phoenix, Ariz. W 88-50
1/20 CSU Los Angeles* Phoenix, Ariz. L 55-70
1/24 UC San Diego* Phoenix, Ariz. W 84-75
1/27 at UC San Diego* La Jolla, Calif. W 74-66
2/2 UC Davis* Phoenix, Ariz. L 78-87
2/3 Chico State* Phoenix, Ariz. L 83-84
2/9 at San Francisco St.* San Francisco, Calif. W 79-60
2/10 at Sonoma State* Rohnert Park, Calif. L 60-67
2/16 CSU Bakersfield* Phoenix, Ariz. L 67-75
2/17 CSU Stanislaus* Phoenix, Ariz. W 69-67
2/23 at CSU Los Angeles* Los Angeles, Calif. L 59-69
2/24 at CSU Dominguez Hills* Carson, Calif. W 85-76
3/2 Cal Poly Pomona* Phoenix, Ariz. W 68-64
3/3 CSU San Bernardino* Phoenix, Ariz. L 55-79

* CCAA game

OUTLOOK

REVIEW

TEAM

THIS IS GCU

HISTORY

HISTORY » GAME-BY-GAME

2001-02 | 10-17

Conference Coach	California Collegiate Leighton McCrary
11/23 Fort Lewis	Phoenix, Ariz. W 75-65
11/24 Central Arkansas	Phoenix, Ariz. W 74-72
12/7 Sonoma State*	Phoenix, Ariz. L 84-92
12/8 San Francisco St.*	Phoenix, Ariz. W 85-80
12/14 CSU Stanislaus*	Phoenix, Ariz. L 63-64
12/15 CSU Bakersfield*	Phoenix, Ariz. L 57-81
12/27 Ferris State	Phoenix, Ariz. L 69-71
12/28 Mesa State	Phoenix, Ariz. L 75-82
12/31 Walsh	Phoenix, Ariz. L 78-89
1/4 at CSU Dominguez Hills*	Carson, Calif. W 72-66
1/5 at CSU Los Angeles*	Los Angeles, Calif. L 57-63
1/11 CSU San Bernardino*	Phoenix, Ariz. L 65-68
1/12 Cal Poly Pomona*	Phoenix, Ariz. L 66-93
1/18 at UC Davis*	Davis, Calif. L 70-81
1/19 at Chico State*	Chico, Calif. W 85-77
1/23 at UC San Diego*	La Jolla, Calif. W 78-73
1/26 UC San Diego*	Phoenix, Ariz. L 72-76
2/1 at Sonoma State*	Rohnert Park, Calif. W 76-72
2/2 at San Francisco St.*	San Francisco, Calif. L 73-80
2/8 at CSU Bakersfield*	Bakersfield, Calif. L 65-77
2/9 at CSU Stanislaus*	Turlock, Calif. W 82-81
2/15 CSU Los Angeles*	Phoenix, Ariz. L 74-76
2/16 CSU Dominguez Hills*	Phoenix, Ariz. L 77-85
2/22 at Cal Poly Pomona*	Pomona, Calif. L 69-86
2/23 at CSU San Bernardino*	San Bernardino, Calif. L 73-97
3/1 Chico State*	Phoenix, Ariz. W 108-105
3/2 UC Davis*	Phoenix, Ariz. W 99-93

*CCAA game

2003-04 | 3-24

Conference Coach	California Collegiate Leighton McCrary
11/28 Western State	Phoenix, Ariz. W 70-50
11/29 Fort Lewis	Phoenix, Ariz. L 58-59
12/4 UC San Diego*	Phoenix, Ariz. L 78-82
12/11 Northwest Nazarene	Phoenix, Ariz. L 57-60
12/13 at UC San Diego*	La Jolla, Calif. W 62-56
12/28 St. Anselm	Phoenix, Ariz. L 71-83
12/30 Wayne State	Phoenix, Ariz. L 63-79
1/2 at CSU Dominguez Hills*	Carson, Calif. L 58-78
1/3 at CSU Los Angeles*	Los Angeles, Calif. L 43-61
1/9 CSU San Bernardino*	Phoenix, Ariz. L 66-88
1/10 Cal Poly Pomona*	Phoenix, Ariz. L 55-74
1/16 Chico State*	Phoenix, Ariz. L 72-87
1/17 UC Davis*	Phoenix, Ariz. L 48-66
1/23 at CSU Bakersfield*	Bakersfield, Calif. L 59-79
1/24 at CSU Stanislaus*	Turlock, Calif. L 69-76
1/30 San Francisco St.*	Phoenix, Ariz. W 61-59
1/31 Sonoma State*	Phoenix, Ariz. L 52-60
2/6 at Sonoma State*	Rohnert Park, Calif. L 59-68
2/7 at San Francisco St.*	San Francisco, Calif. L 53-72
2/13 CSU Stanislaus*	Phoenix, Ariz. L 51-79
2/14 CSU Bakersfield*	Phoenix, Ariz. L 67-85
2/20 at UC Davis*	Davis, Calif. L 69-85
2/21 at Chico State*	Chico, Calif. L 50-93
2/27 CSU Los Angeles*	Phoenix, Ariz. L 58-71
2/28 CSU Dominguez Hills*	Phoenix, Ariz. L 70-74
3/5 at Cal Poly Pomona*	Pomona, Calif. L 58-77
3/6 at CSU San Bernardino*	San Bernardino, Calif. L 69-90

*CCAA game

2005-06 | 19-8

Conference Coach	NCAA Div. II - Independent Scott Mossman
11/15 UC Colorado Springs	Phoenix, Ariz. W 104-74
11/18 vs Western Oregon	Ellensburg, Wash. L 87-88
11/19 at Central Wash.	Ellensburg, Wash. W 93-88
11/25 UC San Diego	Phoenix, Ariz. W 72-60
11/26 CSU Monterey Bay	Phoenix, Ariz. W 105-96
11/30 at UC Colorado Springs	Colorado Springs, Colo. W 100-68
12/2 vs Adams State	Durango, Colo. W 72-61
12/3 at Fort Lewis	Durango, Colo. W 76-73
12/8 at Western N.M.	Silver City, N.M. W 101-93
12/11 Hawaii Pacific	Phoenix, Ariz. W 87-77
12/13 CSU Bakersfield	Phoenix, Ariz. L 74-77
12/16 Vanguard	Phoenix, Ariz. W 103-92
12/29 CSU San Bernardino	Phoenix, Ariz. W 98-97
1/3 at UC San Diego	La Jolla, Calif. L 91-94
1/8 at Notre Dame de Namur	Belmont, Calif. W 96-83
1/10 at San Francisco St.	San Francisco, Calif. W 75-53
1/16 BYU-Hawaii	Phoenix, Ariz. W 81-68
1/21 Southwestern College	Phoenix, Ariz. W 110-65
1/24 at CSU Bakersfield	Bakersfield, Calif. L 72-76
1/28 Chaminade	Phoenix, Ariz. L 92-103
2/2 Western N.M.	Phoenix, Ariz. W 100-58
2/6 Southwestern College	Phoenix, Ariz. W 114-57
2/16 at BYU-Hawaii	Laie, Hawaii L 110-116
2/18 at Chaminade	Honolulu, Hawaii L 107-114
2/20 at Hawaii Pacific	Kaneohe, Hawaii L 98-104
2/25 Notre Dame de Namur	Phoenix, Ariz. W 110-70
2/28 San Francisco St.	Phoenix, Ariz. W 69-60

2006-07 | 21-8

Conference Coach	DII - Pacific West Scott Mossman
11/15 at Western N.M.	Silver City, N.M. L 75-82
11/20 UC San Diego	Phoenix, Ariz. W 64-62
11/24 vs St. Martin's	Bellingham, Wash. W 80-60
11/25 at Western Wash.	Bellingham, Wash. L 67-77
12/2 Western N.M.	Phoenix, Ariz. W 79-63
12/9 at Dallas Baptist	Dallas, Texas W 78-64
12/16 at CSU San Bernardino	San Bernardino, Calif. L 60-104
12/28 CSU Dominguez Hills	Phoenix, Ariz. L 69-70
1/3 at Hawaii Pacific*	Honolulu, Hawaii W 54-49
1/4 at Hawaii Pacific*	Honolulu, Hawaii W 58-50
1/6 at BYU-Hawaii*	Laie, Hawaii L 73-79
1/11 Southwestern College	Phoenix, Ariz. W 123-60
1/17 Hawaii Hilo*	Phoenix, Ariz. W 73-60
1/18 Hawaii Hilo*	Phoenix, Ariz. L 89-91
1/20 Chaminade*	Phoenix, Ariz. W 86-72
1/26 at Notre Dame de Namur*	Belmont, Calif. W 83-77
1/27 at Notre Dame de Namur*	Belmont, Calif. W 51-49
2/1 Dixie State College	Phoenix, Ariz. L 81-90
2/7 BYU-Hawaii*	Phoenix, Ariz. W 89-79
2/8 BYU-Hawaii*	Phoenix, Ariz. W 78-67
2/10 Hawaii Pacific*	Phoenix, Ariz. W 61-47
2/14 at Chaminade*	Honolulu, Hawaii W 56-54
2/15 at Chaminade*	Honolulu, Hawaii W 71-68
2/17 at Hawaii-Hilo*	Hilo, Hawaii W 72-64
2/24 Dallas Baptist	Phoenix, Ariz. W 98-61
3/2 Notre Dame de Namur*	Phoenix, Ariz. W 82-62
3/3 Notre Dame de Namur*	Phoenix, Ariz. W 80-68
3/9 vs Seattle Pacific*	Arcata, Calif. W 87-65
3/10 at Humboldt St.*	Arcata, Calif. L 81-95

*PacWest game
^NCAA West Region Tournament

2007-08 | 12-15

Conference Coach	DII - Pacific West Scott Mossman
11/17 at N.M. Highlands	Las Vegas, N.M. W 91-48
11/24 UC San Diego	Phoenix, Ariz. W 72-62
11/28 at Western N.M.	Silver City, N.M. L 52-67
12/8 CSU Dominguez Hills	Phoenix, Ariz. L 59-68
12/15 Haskell College	Phoenix, Ariz. W 105-69
12/22 Western N.M.	Phoenix, Ariz. W 82-67
12/29 Adams State	Phoenix, Ariz. W 84-58
1/2 Hawaii Pacific*	Phoenix, Ariz. W 73-68
1/3 Hawaii Pacific*	Phoenix, Ariz. W 95-92
1/5 BYU-Hawaii*	Phoenix, Ariz. W 90-86
1/11 at Dixie State*	St. George, Utah L 66-77
1/12 at Dixie State*	St. George, Utah L 61-69
1/16 at Chaminade*	Honolulu, Hawaii L 66-70
1/18 at Hawaii-Hilo*	Hilo, Hawaii W 77-72
1/19 at Hawaii-Hilo*	Hilo, Hawaii L 82-88
1/23 Hawaii-Hilo*	Phoenix, Ariz. W 77-72
1/25 Chaminade*	Phoenix, Ariz. L 73-76
1/26 Chaminade*	Phoenix, Ariz. L 63-66
1/29 at UC San Diego	La Jolla, Calif. L 52-62
2/6 Notre Dame de Namur*	Phoenix, Ariz. L 66-77
2/7 Notre Dame de Namur*	Phoenix, Ariz. W 74-67
2/9 Dixie State*	Phoenix, Ariz. L 81-86
2/13 at Hawaii Pacific*	Kaneohe, Hawaii L 78-85
2/15 at BYU-Hawaii*	Laie, Hawaii L 78-104
2/16 at BYU-Hawaii*	Laie, Hawaii L 70-74
2/19 Southwestern College	Phoenix, Ariz. W 105-66
2/23 at Notre Dame de Namur*	Belmont, Calif. L 69-81

*PacWest game

2002-03 | 9-18

Conference Coach	California Collegiate Leighton McCrary
11/22 St. Xavier	Phoenix, Ariz. L 69-75
11/23 St. Thomas	Phoenix, Ariz. L 70-79
12/4 at UC San Diego*	La Jolla, Calif. L 69-82
12/7 UC San Diego*	Phoenix, Ariz. W 87-70
12/17 Seattle U	Phoenix, Ariz. W 78-77
12/28 Caldwell College	Phoenix, Ariz. W 65-63
12/30 Concordia	Phoenix, Ariz. L 69-74
1/3 CSU Bakersfield*	Phoenix, Ariz. W 72-70
1/4 CSU Stanislaus*	Phoenix, Ariz. W 70-62
1/10 at CSU Los Angeles*	Los Angeles, Calif. W 66-85
1/11 at CSU Dominguez Hills*	Carson, Calif. L 71-73
1/17 Cal Poly Pomona*	Phoenix, Ariz. L 56-86
1/18 CSU San Bernardino*	Phoenix, Ariz. L 48-74
1/24 UC Davis*	Phoenix, Ariz. L 68-79
1/25 Chico State*	Phoenix, Ariz. W 74-71
1/31 at San Francisco St.*	San Francisco, Calif. L 71-75
2/1 at Sonoma State*	Rohnert Park, Calif. L 80-85
2/7 at CSU Stanislaus*	Turlock, Calif. L 55-63
2/8 at CSU Bakersfield*	Bakersfield, Calif. L 63-76
2/14 CSU Dominguez Hills*	Phoenix, Ariz. W 56-54
2/15 CSU Los Angeles*	Phoenix, Ariz. W 58-54
2/21 at CSU San Bernardino*	San Bernardino, Calif. L 58-86
2/22 at Cal Poly Pomona*	Pomona, Calif. L 56-63
2/28 at Chico State*	Chico, Calif. L 79-94
3/1 at UC Davis*	Davis, Calif. L 64-67
3/7 Sonoma State*	Phoenix, Ariz. L 75-83
3/8 San Francisco St.*	Phoenix, Ariz. L 80-86

*CCAA game

2004-05 | 13-16

Conference Coach	NCAA Div. II - Independent Scott Mossman
11/19 at Alaska Anchorage	Anchorage, Alaska W 70-66
11/20 vs Caldwell College	Anchorage, Alaska W 79-74
11/24 at Chico State	Chico, Calif. L 70-84
11/26 at Simpson	Redding, Calif. W 90-60
11/27 at CSU Stanislaus	Turlock, Calif. L 64-80
11/29 at San Francisco St.	San Francisco, Calif. W 71-51
12/3 at Fresno State	Fresno, Calif. L 53-63
12/4 vs South Florida	Fresno, Calif. L 52-63
12/11 CSU Stanislaus	Phoenix, Ariz. W 70-62
12/14 Central Washington	Phoenix, Ariz. W 79-61
12/15 Central Washington	Phoenix, Ariz. L 80-97
12/18 Cal Poly Pomona	Phoenix, Ariz. L 46-59
12/21 Chico State	Phoenix, Ariz. L 68-73
12/28 Christian Brothers	Phoenix, Ariz. L 64-84
12/30 Southern N.H.	Phoenix, Ariz. L 68-75
1/1 Fort Lewis	Phoenix, Ariz. L 79-81
1/4 at CSU Bakersfield	Bakersfield, Calif. L 75-83
1/12 CSU Monterey Bay	Phoenix, Ariz. L 55-66
1/14 Western N.M.	Phoenix, Ariz. W 75-67
1/18 San Francisco St.	Phoenix, Ariz. W 77-60
1/20 at Southwestern College	Georgetown, Texas W 90-64
1/25 at UC San Diego	La Jolla, Calif. L 64-78
2/1 at Hope International	Fullerton, Calif. W 67-63
2/5 Chaminade	Phoenix, Ariz. L 81-89
2/8 Southwestern College	Phoenix, Ariz. W 101-56
2/15 at Utah Valley St.	Orem, Utah L 49-71
2/23 at Western N.M.	Silver City, N.M. W 77-64
2/26 at Chaminade	Honolulu, Hawaii L 71-78
2/28 at Hawaii Pacific	Kaneohe, Hawaii W 62-54

2008-09 | 13-14

Conference Coach	DII - Pacific West Dan Nichols
11/15 at Western N.M.	Silver City, N.M. L 78-80
11/18 at Azusa Pacific	Azusa, Calif. L 52-93
11/22 CSU Los Angeles	Phoenix, Ariz. W 68-64
11/26 Fort Lewis	Phoenix, Ariz. L 69-86
11/28 Academy of Art	Phoenix, Ariz. W 94-57
11/29 CSU Dominguez Hills	Phoenix, Ariz. L 56-70
12/6 Western N.M.	Phoenix, Ariz. W 69-42
12/20 vs CSU San Bernardino	Las Vegas, Nev. W 76-71
12/21 vs UC San Diego	Las Vegas, Nev. L 60-78
12/30 at Adams State	Alamosa, Colo. W 76-64
1/2 at Notre Dame de Namur*	Belmont, Calif. W 67-56
1/3 at Notre Dame de Namur*	Belmont, Calif. L 68-69
1/9 Chaminade*	Phoenix, Ariz. L 89-92
1/20 Hawaii-Hilo*	Phoenix, Ariz. W 84-81
1/22 Dixie State*	Phoenix, Ariz. L 59-68
1/23 Dixie State*	Phoenix, Ariz. W 78-64
1/28 Portland Bible College	Phoenix, Ariz. W 85-79
1/31 at Hawaii-Hilo*	Hilo, Hawaii W 82-71
2/3 at Hawaii Pacific*	Kaneohe, Hawaii L 65-78
2/5 at BYU-Hawaii*	Laie, Hawaii L 81-101
2/7 at Chaminade*	Honolulu, Hawaii L 65-68
2/11 Hawaii Pacific*	Phoenix, Ariz. W 66-64
2/13 Notre Dame de Namur*	Phoenix, Ariz. W 61-52
2/14 Notre Dame de Namur*	Phoenix, Ariz. W 67-63
2/23 BYU-Hawaii*	Phoenix, Ariz. L 71-86
3/5 at Dixie State*	St. George, Utah L 63-79
3/6 at Dixie State*	St. George, Utah L 60-69

*PacWest game

OUTLOOK

REVIEW

TEAM

THIS IS GCU

HISTORY

2009-10 | 16-16

Conference	DII - Pacific West
Coach	Russ Pennell
10/30vs Western Wash.	Anaheim, Calif. L 70-94
10/31vs San Francisco St.	Anaheim, Calif. L 58-60
11/1 vs Kentucky Wesleyan	Anaheim, Calif. L 49-71
11/17 at CSU Dominguez Hills*	Carson, Calif. W 67-57
11/20vs N.M. Highlands	Durango, Colo. L 74-81
11/21 at Fort Lewis	Durango, Colo. L 52-92
11/24 California Baptist	Phoenix, Ariz. W 53-48
11/27 vs St. Martin's	Bellingham, Wash. L 67-81
11/28 at Western Wash.	Bellingham, Wash. L 55-70
12/4 St. Martin's	Phoenix, Ariz. W 67-58
12/5 Western Washington	Phoenix, Ariz. L 50-67
12/11 at Alaska Fairbanks	Fairbanks, Alaska W 77-72
12/12 vs Alaska Anchorage	Fairbanks, Alaska L 38-67
12/19 at Seattle Pacific	Seattle, Wash. L 57-70
12/22 at CSU Los Angeles	Los Angeles, Calif. W 47-44
1/2 Seattle Pacific	Phoenix, Ariz. W 69-68
1/7 Chaminade*	Phoenix, Ariz. L 62-71
1/9 BYU-Hawaii*	Phoenix, Ariz. L 64-69
1/14 at Dominican*	San Rafael, Calif. L 59-68
1/16 at Notre Dame de Namur*	Belmont, Calif. W 72-55
1/18 at Academy of Art*	San Francisco, Calif. W 62-48
1/23 Notre Dame de Namur*	Phoenix, Ariz. W 60-41
1/30 Dixie State*	Phoenix, Ariz. W 82-80
2/6 at Dixie State*	St. George, Utah L 68-78
2/14 at Hawaii Pacific*	Kaneohe, Hawaii L 71-72
2/16 at BYU-Hawaii*	Laie, Hawaii L 65-99
2/18 at Chaminade	Honolulu, Hawaii W 78-58
2/20 at Hawaii-Hilo*	Hilo, Hawaii W 67-61
2/25 Academy of Art*	Phoenix, Ariz. W 73-49
2/27 Dominican*	Phoenix, Ariz. W 67-55
3/4 Hawaii Pacific*	Phoenix, Ariz. W 100-91
3/6 Hawaii-Hilo*	Phoenix, Ariz. W 70-65

*PacWest game

2010-11 | 14-12

Conference	DII - Pacific West
Coach	Russ Pennell
11/12 at Utah	Salt Lake City, Utah L 66-90
11/19 Minnesota-Duluth	Phoenix, Ariz. W 72-54
11/20 St. Cloud State	Phoenix, Ariz. W 71-65
11/26 Washburn	Phoenix, Ariz. L 81-86
11/27 Seattle Pacific	Phoenix, Ariz. L 68-79
12/3 vs Central Michigan	Seattle, Wash. L 52-56
12/4 at Seattle Pacific	Seattle, Wash. L 52-71
12/17 Simon Fraser	Phoenix, Ariz. W 74-72
12/18 MSU Billings	Phoenix, Ariz. W 77-57
12/30 Southwestern College	Phoenix, Ariz. W 93-66
1/8 at Dixie State*	St. George, Utah W 71-68
1/18 at Notre Dame de Namur*	Belmont, Calif. W 83-70
1/20 at Academy of Art*	San Francisco, Calif. L 58-60
1/22 at Dominican*	San Rafael, Calif. W 68-60
1/27 Chaminade*	Phoenix, Ariz. W 66-57
1/29 BYU-Hawaii*	Phoenix, Ariz. W 69-64
2/5 Dixie State*	Phoenix, Ariz. L 59-70
2/10 Academy of Art*	Phoenix, Ariz. W 76-62
2/12 Dominican*	Phoenix, Ariz. W 77-62
2/17 Hawaii Pacific*	Phoenix, Ariz. W 74-57
2/19 Hawaii-Hilo*	Phoenix, Ariz. L 66-69
2/21 Notre Dame de Namur*	Phoenix, Ariz. W 63-58
2/26 at Hawaii-Hilo*	Hilo, Hawaii L 69-81
2/28 at Chaminade*	Honolulu, Hawaii L 75-83
3/2 at BYU-Hawaii*	Laie, Hawaii L 77-98
3/5 at Hawaii Pacific*	Kaneohe, Hawaii L 70-74

*PacWest game

2011-12 | 19-8

Conference	DII - Pacific West
Coach	Russ Pennell
11/11 at UNLV	Las Vegas, Nev. L 66-83
11/16 The Master's	Phoenix, Ariz. W 77-70
11/25 Seattle Pacific	Phoenix, Ariz. W 67-58
11/26 Fort Lewis	Phoenix, Ariz. W 81-66
12/3 Notre Dame de Namur*	Phoenix, Ariz. W 76-66
12/10 Northern N.M.	Phoenix, Ariz. W 69-49
12/16 St. Martin's	Phoenix, Ariz. L 69-78
12/17 CSU San Bernardino	Phoenix, Ariz. W 66-49
12/30 Arizona Christian	Phoenix, Ariz. W 83-68
1/3 at Dominican*	San Rafael, Calif. L 62-72
1/5 at Notre Dame de Namur*	Belmont, Calif. L 65-70
1/11 Dominican*	Phoenix, Ariz. W 81-54
1/16 at Dixie State*	St. George, Utah L 56-73
1/19 Hawaii-Hilo*	Phoenix, Ariz. W 77-64
1/24 Hawaii Pacific*	Phoenix, Ariz. W 70-57
1/28 at BYU-Hawaii*	Laie, Hawaii L 75-79
1/30 at Chaminade*	Honolulu, Hawaii L 66-69
2/1 at Hawaii Pacific*	Kaneohe, Hawaii W 73-56
2/4 at Hawaii-Hilo*	Hilo, Hawaii W 84-71
2/11 at California Baptist*	Riverside, Calif. W 65-55
2/13 Academy of Art*	Phoenix, Ariz. W 75-59
2/20 BYU-Hawaii*	Phoenix, Ariz. W 72-59
2/22 Chaminade*	Phoenix, Ariz. W 77-69
2/25 at Academy of Art*	San Francisco, Calif. W 82-50
3/1 California Baptist*	Phoenix, Ariz. W 71-63
3/3 Dixie State*	Phoenix, Ariz. W 73-72
3/9 at Western Wash.	Bellingham, Wash. L 73-79

*Pac West game

2012-13 | 23-8

Conference	DII - Pacific West
Coach	Russ Pennell
11/9 vs Winona State	Anaheim, Calif. L 58-63
11/10 vs Northern State	Anaheim, Calif. W 75-61
11/11 vs SW Minnesota St.	Anaheim, Calif. L 59-69
11/14 Western N.M.	Phoenix, Ariz. W 69-58
11/17 at UC San Diego	La Jolla, Calif. W 65-52
11/23 Northwest Nazarene	Phoenix, Ariz. W 74-68
11/24 CSU Dominguez Hills	Phoenix, Ariz. W 78-69
11/26 Arizona Christian	Phoenix, Ariz. W 78-67
11/28 Vanguard	Phoenix, Ariz. W 76-60
12/3 Hawaii-Hilo*	Phoenix, Ariz. W 74-68
12/5 Chaminade*	Phoenix, Ariz. W 75-64
12/14 MSU Billings	Phoenix, Ariz. W 71-61
12/17 Fresno Pacific*	Phoenix, Ariz. W 75-73
12/29 Northern N.M.	Phoenix, Ariz. W 82-69
1/2 at California Baptist*	Riverside, Calif. W 77-74
1/5 at Point Loma*	San Diego, Calif. W 63-51
1/10 at Dixie State*	St. George, Utah L 66-71
1/12 at Fresno Pacific*	Fresno, Calif. L 68-83
1/19 Point Loma*	Phoenix, Ariz. W 55-40
1/21 Azusa Pacific*	Phoenix, Ariz. W 50-49
1/26 California Baptist*	Phoenix, Ariz. W 57-54
2/2 Dixie State*	Phoenix, Ariz. L 64-65
2/9 at Holy Names	Oakland, Calif. W 81-70
2/11 at Notre Dame de Namur*	Belmont, Calif. W 81-53
2/14 at Azusa Pacific*	San Francisco, Calif. W 105-78
2/16 at Dominican*	San Rafael, Calif. W 62-61
2/23 Hawaii Pacific*	Phoenix, Ariz. W 78-67
2/26 BYU-Hawaii*	Phoenix, Ariz. W 75-73
3/2 at Azusa Pacific*	Los Angeles, Calif. L 71-78
3/8 vs Chaminade*	Los Angeles, Calif. L 45-58
3/15 vs Seattle Pacific&	Bellingham, Wash. L 59-85

*PacWest game

^PacWest Conference Tournament
& NCAA West Region Tournament

2013-14 | 15-15

Conference	DI - Western Athletic
Coach	Dan Majerle
11/1 UC San Diego (exh.)	L 63-71
11/8 vs. Loyola Marymount ¹	L 75-78
11/9 at San Diego	L 59-70
11/16 Western New Mexico	W 91-41
11/21 at Utah ²	L 54-79
11/22 vs. Savannah State ²	W 72-71
11/23 vs. Lamar ²	W 78-69
11/29 San Diego Christian	W 91-61
12/3 Vanguard	W 82-73
12/14 at Northern Arizona	L 61-63
12/18 at Tulsa	L 65-66
12/23 at New Mexico	L 68-80
12/29 at Chattanooga ³	L 64-69
12/30 vs. Middle Tennessee ²	L 56-79
1/2 Texas-Pan American*	W 91-85
1/4 New Mexico State*	L 62-84
1/9 at CSU Bakersfield*	W 66-63
1/11 at Utah Valley*	L 58-65
1/23 Idaho*	W 86-73
1/25 Seattle U*	W 71-63
1/30 at Chicago State*	W 76-75
2/1 at Kansas City*	W 72-53
2/6 Utah Valley*	L 68-79
2/8 CSU Bakersfield*	W 79-70
2/20 at Seattle U*	W 74-73
2/22 at Idaho*	L 77-83
2/27 Kansas City*	L 80-85
3/1 Chicago State*	W 84-74
3/6 at New Mexico State*	L 57-81
3/8 at Texas Pan-American*	W 79-78
3/19 Pacific ⁴	L 67-69

*WAC game

¹ neutral site at San Diego, Calif.

² Global Sports Hoops Showcase (Salt Lake City)

³ Dr. Pepper Classic (Chattanooga, Tenn.)

⁴ CollegeInsider.com Tournament
(played in Antelope Gymnasium)

DIVISION I ERA

2014-15 | 17-15

Conference	DI - Western Athletic
Coach	Dan Majerle
11/6 Western New Mexico (exh.)	W 74-47
11/14 at #1 Kentucky	L 45-85
11/17 Montana State	W 61-45
11/20 UT Arlington	L 64-66
11/21 Florida A&M	W 64-49
11/25 Buffalo	L 64-80
11/29 at Central Michigan	L 77-79
12/2 at Illinois-Chicago	W 66-61
12/6 Great Falls	W 80-61
12/9 Idaho State	L 51-67
12/13 at Indiana	L 66-94
12/15 Bethune-Cookman	W 60-50
12/17 Incarnate Word	L 80-82
12/20 St. Edwards	W 81-55
12/23 New Mexico	W 68-65
12/28 Abilene Christian	W 83-81
12/30 Harvard	L 59-72
1/4 UC Riverside	W 71-69
1/10 CSU Bakersfield*	W 73-65
1/15 at Utah Valley*	W 83-74
1/22 at New Mexico State*	L 63-85
1/24 at Texas Pan-American*	L 72-73
1/29 Kansas City*	W 78-57
1/31 Chicago State	L 55-56
2/5 at Seattle U*	W 66-64
2/7 at CSU Bakersfield*	W 78-76
2/14 Utah Valley*	W 83-57
2/19 Texas Pan-American*	W 64-59
2/21 New Mexico State*	L 55-72
2/26 at Chicago State*	L 70-74
2/28 at Kansas City*	L 65-70
3/7 Seattle U*	W 83-70
3/18 Northern Arizona ¹	L 70-75

*WAC game

¹ CollegeInsider.com Tournament

OUTLOOK

REVIEW

TEAM

THIS IS GCU

HISTORY

HISTORY » GAME-BY-GAME

2015-16 | 27-7

Conference DI - Western Athletic
Coach Dan Majerle

11/5	New Mexico Highlands (exh.)	W 84-53
11/13	Portland State	W 82-72
11/17	Black Hills State	W 88-72
11/19	Alcorn State	W 79-46
11/23	Mississippi Valley State	W 94-60
11/30	Hampton	W 63-51
12/3	Central Michigan	W 75-72
12/8	Southern ¹	W 70-56
12/13	Omaha ¹	L 104-108
12/15	Delaware State	W 88-59
12/18	at San Diego State	W 52-45
12/21	vs. Houston ¹	W 78-69
12/22	vs. Marshall ¹	W 85-81
12/28	at SIU-Edwardsville	W 86-75
1/3	Bethune-Cookman	W 74-53
1/7	UT Rio Grande Valley*	W 83-63
1/9	New Mexico State*	W 79-75
1/16	Utah Valley*	W 99-88
1/21	at Chicago State*	W 90-65
1/23	at Kansas City*	W 85-78
1/28	CSU Bakersfield*	W 70-64
1/30	Seattle U*	L 57-59
2/4	at New Mexico State*	L 50-70
2/6	at UT Rio Grande Valley*	W 64-58
2/9	Benedictine	W 95-71
2/12	at Seattle U*	W 71-60
2/18	Kansas City*	W 78-66
2/20	Chicago State*	W 67-52
2/27	at CSU Bakersfield*	L 62-77
3/1	at #24 Saint Mary's	L 64-73
3/5	at Utah Valley*	W 86-79
3/14	South Carolina State ²	W 78-74
3/17	Jackson State ²	W 64-54
3/23	at Coastal Carolina ²	L 58-60

*WAC game
¹Global Sports Classic (two campus games, two in Las Vegas)
²CollegeInsider.com Tournament

2016-17 | 22-9

Conference DI - Western Athletic
Coach Dan Majerle

11/3	Adams State (exh.)	W 88-83
11/12	at #1 Duke ¹	L 61-96
11/15	at Penn State ¹	L 76-85
11/19	vs. Albany ¹	W 82-77
11/20	vs. Marist ¹	W 84-72
11/25	Coppin State	W 70-37
11/28	SIU-Edwardsville	L 64-76
12/3	#14 Louisville	L 70-79
12/7	San Diego State	W 76-72
12/10	Illinois-Chicago	W 73-69
12/14	at #19 Arizona	L 54-64
12/17	Mississippi Valley State	W 72-62
12/20	Alcorn State	W 63-53
12/22	Arkansas-Pine Bluff	W 89-49
12/28	Cal Poly	W 71-64
12/31	at UC Riverside	L 56-76
1/7	Utah Valley*	W 82-72
1/12	at New Mexico State*	L 69-81
1/14	at UT Rio Grande Valley*	W 79-66
1/17	San Diego Christian	W 90-58
1/21	Seattle U*	W 61-59
1/26	at Kansas City*	L 77-83
1/28	at Chicago State*	W 85-77
1/31	Bethesda	W 95-66
2/4	CSU Bakersfield*	L 62-65
2/9	UT Rio Grande Valley*	W 76-57
2/11	New Mexico State*	W 83-71
2/16	at Seattle U*	W 61-58
2/18	at Utah Valley*	W 77-71
2/23	Chicago State*	W 82-59
2/25	Kansas City*	W 84-77
3/4	at CSU Bakersfield*	W 58-52

*WAC game
¹Naismith Memorial Basketball Hall of Fame Tip-off (two campus games, two in Uncasville, Conn.)

2017-18 | 22-12

Conference DI - Western Athletic
Coach Dan Majerle

10/22	at Nevada (exh.)	L 72-81
11/2	Saint Francis (Ill.) (exh.)	W 89-49
11/10	Florida A&M	W 67-51
11/13	Robert Morris ¹	W 75-61
11/18	Little Rock ¹	W 76-51
11/20	Norfolk State ¹	W 85-60
11/25	San Diego ¹	L 62-72
12/2	UC Riverside	W 68-56
12/5	vs. St. John's ²	L 60-68
12/9	Grambling State	W 87-53
12/11	North Carolina Central	W 64-59
12/13	at Boise State	L 80-85 (20T)
12/18	Mississippi Valley State	W 71-38
12/21	Longwood	W 86-56
12/23	at Louisville	L 56-74
12/27	vs. Morgan State ³	W 100-74
12/30	at Illinois	L 58-62
1/6	at Seattle U*	W 73-57
1/11	New Mexico State*	L 59-70
1/13	UT Rio Grande Valley*	W 84-71
1/18	at Chicago State*	W 86-58
1/20	at Kansas City*	W 86-69
1/23	William Jessup	W 96-80
1/27	at Utah Valley*	L 56-68
2/1	Kansas City*	W 79-62
2/3	Chicago State*	W 89-55
2/8	at UT Rio Grande Valley*	L 81-83
2/10	at New Mexico State*	L 70-74
2/17	at CSU Bakersfield*	L 58-71
2/22	Seattle U*	W 76-64
2/24	Utah Valley*	W 60-59
3/3	CSU Bakersfield*	W 81-68
3/8	vs. (6) Kansas City ⁴	W 77-74
3/9	vs. (2) Utah Valley ⁴	W 75-60
3/10	vs. (1) New Mexico State ⁴	L 58-72
3/14	Mercer ⁵	L 73-78

*WAC game
¹Grand Canyon Classic (campus sites)
²BBVA Compass Valley of the Sun Shootout (Talking Stick Resort Arena)
³neutral site: Orleans Arena, Las Vegas
⁴WAC Tournament
⁵College Basketball Invitational

2018-19 | 20-14

Conference DI - Western Athletic
Coach Dan Majerle

10/30	Montana State-Billings (exh.)	W 97-60
11/6	at South Dakota State	L 74-79
11/10	Delaware State	W 89-47
11/12	Jacksonville	W 76-59
11/16	Arkansas State	W 96-72
11/22	vs. Seton Hall ¹	L 75-82
11/23	vs. Utah ¹	L 66-75
11/25	vs. La Salle ¹	W 82-70
12/1	Boise State	W 69-67
12/9	vs. Nevada ²	L 66-74
12/15	at Texas	L 60-98
12/19	at Northern Iowa	W 73-62
12/22	Mississippi Valley State	W 85-64
12/29	at San Diego	L 58-61
1/3	Utah Valley*	W 71-60
1/5	Seattle U*	W 71-57
1/10	at New Mexico State*	L 64-67
1/12	at UT Rio Grande Valley*	W 69-65
1/17	Chicago State*	W 80-46
1/19	Kansas City*	W 78-50
1/26	at California Baptist*	W 90-73
2/2	at CSU Bakersfield*	W 72-59
2/7	UT Rio Grande Valley*	L 69-72
2/9	New Mexico State*	L 64-67
2/14	at Kansas City*	L 75-87
2/16	at Chicago State*	W 90-59
2/21	California Baptist*	W 91-58
2/27	Eastern New Mexico	W 95-64
3/2	CSU Bakersfield*	W 73-69
3/7	at Utah Valley*	L 70-82
3/9	at Seattle U*	L 76-83
3/14	vs. (6) Seattle U ³	W 84-75
3/15	vs. (2) Utah Valley ³	W 78-74
3/16	vs. (1) New Mexico State ³	L 57-89
3/20	at West Virginia ⁴	L 63-77

*WAC game
¹Wooden Legacy (Fullerton, Calif.)
²Air Force Reserve Colangelo Classic presented by Citi (Talking Stick Resort Arena)
³WAC Tournament (Orleans Arena, Las Vegas)
⁴College Basketball Invitational

OUTLOOK

REVIEW

TEAM

THIS IS GCU

HISTORY

2019-20 | 13-17

Conference DI - Western Athletic
Coach Dan Majerle

10/30	CSU San Bernardino (exh.)	W 87-60
11/5	Davenport	L 73-82
11/8	Illinois	L 71-83
11/13	at San Diego State	L 61-86
11/16	Arkansas-Pine Bluff	W 67-54
11/19	Montana State	W 69-56
11/22	vs. Valparaiso ¹	L 74-78
11/23	vs. Fordham ¹	L 58-70
11/25	vs. Illinois State ¹	W 68-63
11/30	Purdue-Fort Wayne	L 60-71
12/3	Mount St. Mary's	W 75-67 (OT)
12/8	vs. Liberty ²	L 61-70
12/12	Northern Iowa	L 58-82
12/17	at New Mexico	L 71-91
12/21	Eastern Illinois	W 85-63
1/4	at CSU Bakersfield*	L 62-69
1/11	California Baptist*	L 57-61
1/16	at Chicago State*	W 78-64
1/19	at Kansas City*	W 69-66
1/23	Seattle U*	W 80-77
1/25	Utah Valley*	L 69-73
1/30	at UT Rio Grande Valley*	W 87-79
2/1	at New Mexico State*	L 52-72
2/8	at California Baptist*	W 103-98
2/13	Kansas City*	W 71-66 (OT)
2/15	Chicago State*	W 71-47
2/20	at Seattle U*	L 89-95
2/22	at Utah Valley*	L 80-92
2/27	New Mexico State*	L 53-67
2/29	UT Rio Grande Valley*	L 80-88
3/7	CSU Bakersfield*	W 64-61

* WAC game

¹ Paradise Jam (St. Thomas, U.S. Virgin Islands)

² Air Force Reserve Colangelo Classic presented by Citi (Talking Stick Resort Arena)

WAC Tournament canceled due to COVID-19



DeWayne Russell and the Lopes take on No. 19 Arizona in 2016.

OUTLOOK

REVIEW

TEAM

THIS IS GCU

HISTORY


HISTORY » RECORDS BY OPPONENT

SCHOOL	OVR	H	A	N
Abilene Christian	2-0	1-0	0-0	1-0
Academy of Art	7-1	4-0	3-1	0-0
Adams State	11-11	6-3	4-8	1-0
Alaska-Anchorage	8-8	5-0	2-6	1-2
Alaska-Fairbanks	8-2	5-0	2-2	1-0
Albany	1-0	0-0	0-0	1-0
Albuquerque	2-1	1-0	1-0	0-1
Alcorn State	3-0	2-0	0-0	1-0
Ambassador College	4-0	2-0	2-0	0-0
Anderson (Ind.)	1-0	1-0	0-0	0-0
Arizona	0-5	0-0	0-5	0-0
Arizona Christian	11-0	9-0	2-0	0-0
Arizona State	0-1	0-0	0-1	0-0
Arkansas-Pine Bluff	2-0	2-0	0-0	0-0
Arkansas State	1-0	1-0	0-0	0-0
Assumption College	1-0	1-0	0-0	0-0
Auburn-Montgomery	1-0	0-0	0-0	1-0
Augustana (S.D.)	0-1	0-1	0-0	0-0
Azusa Pacific	6-10	6-2	0-6	0-2
Benedictine (Mesa)	1-0	1-0	0-0	0-0
Bethany College (Kan.)	1-0	0-0	0-0	1-0
Bethesda College	1-0	1-0	0-0	0-0
Bethune-Cookman	2-0	2-0	0-0	0-0
Biola	10-8	6-1	4-6	0-1
Black Hills State	2-0	2-0	0-0	0-0
Boise State	1-1	1-0	0-1	0-0
Briar Cliff	2-0	1-0	0-0	1-0
Bridgeport (Conn.)	1-0	1-0	0-0	0-0
Buffalo	0-1	0-1	0-0	0-0
BYU-Hawaii	8-12	7-3	1-9	0-0
California Baptist	60-9	34-4	26-5	0-0
Cal Baptist - Covina	10-1	6-0	4-1	0-0
Cal Lutheran	13-7	9-2	3-5	1-0
Cal Poly	1-0	1-0	0-0	0-0
Cal Poly Pomona	15-18	8-8	7-9	0-1
Caldwell	2-0	1-0	0-0	1-0
CSU Bakersfield	20-24	13-6	6-15	1-3
Chico State	10-7	4-3	3-4	3-0
CSU Dominguez Hills	30-23	20-7	9-15	1-1
CSU East Bay	1-0	1-0	0-0	0-0
Cal State LA	14-17	9-7	5-8	0-2
Cal State Monterey Bay	1-1	1-1	0-0	0-0
CSUN	3-3	0-0	3-2	0-1
Cal State San Bernardino	8-20	4-10	3-10	1-0
Cameron	0-2	0-1	0-1	0-0
Catawba	1-0	0-0	0-0	1-0
Central Arkansas	2-0	2-0	0-0	0-0
Central Oklahoma	2-1	1-0	0-0	1-1
Central Methodist (Mo.)	1-0	1-0	0-0	0-0
Central Michigan	1-1	1-0	0-1	0-0
Central State	2-0	0-0	0-0	2-0
Central Washington	2-2	1-1	1-0	0-1
Chaminade	12-16	7-7	4-8	1-1
Chapman	5-4	4-0	1-3	0-1
Chicago State	12-2	6-1	6-1	0-0
Christian Brothers	0-1	0-1	0-0	0-0
Claremont McKenna	5-1	2-0	2-0	1-1
Clarion (Pa.)	0-1	0-0	0-0	0-1
Clarke (Iowa)	1-0	1-0	0-0	0-0
Coastal Carolina	0-1	0-0	0-1	0-0
College of Artsia	3-1	2-0	0-1	1-0
College of Idaho	4-0	3-0	0-0	1-0
College of Santa Fe	27-9	16-2	10-7	1-0
Colorado Christian	3-1	3-0	0-0	0-1
Colorado-Colorado Springs	2-0	1-0	1-0	0-0
Colorado Mesa	14-4	5-1	4-3	5-0
Colorado School of Mines	8-0	3-0	0-0	5-0
Colorado State-Pueblo	8-5	4-0	2-2	2-3
Concordia (Calif.)	2-1	1-1	0-0	1-0
Conordia (Neb.)	2-0	2-0	0-0	0-0
Concordia (Tex.)	1-0	0-0	0-0	1-0
Coppin State	1-0	1-0	0-0	0-0
Cumberlands	1-0	0-0	0-0	1-0
Dallas	1-0	0-0	0-0	1-0

SCHOOL	OVR	H	A	N
Dallas Baptist	2-0	1-0	1-0	0-0
Davenport	0-1	0-1	0-0	0-0
Delaware State	2-0	2-0	0-0	0-0
Denver	1-0	0-0	0-0	1-0
Dixie State	4-12	3-5	1-7	0-0
Doane College	1-0	1-0	0-0	0-0
Dominican (Calif.)	5-2	3-0	2-2	0-0
Drury	3-2	2-0	0-0	0-0
Duke	0-1	0-0	0-1	0-0
East Central	1-0	0-0	0-0	1-0
East Stroudsburg	1-0	0-0	0-0	1-0
East Texas Baptist	1-0	0-0	0-0	1-0
Eastern Arizona	5-23	4-10	1-13	0-0
Eastern Illinois	1-0	1-0	0-0	0-0
Eastern Michigan	0-1	0-1	0-0	0-0
Eastern New Mexico	27-12	18-1	8-11	1-0
Emporia State	2-2	2-1	0-0	0-1
Ferris State	0-1	0-1	0-0	0-0
Findlay	0-1	0-1	0-0	0-0
Florida A&M	2-0	2-0	0-0	0-0
Florida International	1-0	1-0	0-0	0-0
Fordham	0-1	0-0	0-0	0-1
Fort Hays State	3-1	2-0	0-1	1-0
Fort Lewis	26-15	14-7	9-7	3-1
Fresno Pacific	4-2	3-1	0-1	1-0
Fresno State	0-1	0-0	0-1	0-0
Grambling State	1-0	1-0	0-0	0-0
Greenville	2-0	2-0	0-0	0-0
Hampton	1-0	1-0	0-0	0-0
Harvard	0-1	0-1	0-0	0-0
Hawai'i-Hilo	16-6	8-3	7-3	1-0
Hawai'i Pacific	14-5	9-0	5-5	0-0
Holy Names	1-0	0-0	1-0	0-0
Hope International	7-0	4-0	3-0	0-0
Houston	1-0	0-0	0-0	1-0
Humboldt State	1-1	1-0	0-0	0-1
Husson	1-0	1-0	0-0	0-0
Idaho	1-1	1-0	0-1	0-0
Idaho State	0-1	0-1	0-0	0-0
Illinois	0-2	0-1	0-1	0-0
Illinois-Chicago	2-0	1-0	1-0	0-0
Illinois State	1-0	0-0	0-0	1-0
Illinois Wesleyan	1-0	0-0	0-0	1-0
Imerial Valley College	4-0	2-0	2-0	0-0
Incarname Word	0-1	0-1	0-0	0-0
Indiana	0-1	0-0	0-1	0-0
Indiana University of Penn.	0-1	0-0	0-0	0-1
IUPUI	2-0	2-0	0-0	0-0
Jackson State	1-0	1-0	0-0	0-0
Jacksonville	1-0	1-0	0-0	0-0
Jacksonville State	0-2	0-1	0-0	0-1
Kansas City	13-4	8-1	4-3	1-0
Kansas State	0-1	0-0	0-1	0-0
Kentucky	0-1	0-0	0-1	0-0
Kentucky Wesleyan	0-1	0-0	0-0	0-1
La Verne	24-6	15-2	9-4	0-0
Lamar	1-0	0-0	0-0	1-0
Langston	2-1	2-0	0-0	0-1
Lewis & Clark	1-0	0-0	0-0	1-0
Liberty	0-1	0-0	0-0	0-1
Little Rock	1-0	1-0	0-0	0-0
Longwood	1-0	1-0	0-0	0-0
Louisville	0-3	0-1	0-2	0-0
Loyola Marymount	0-1	0-0	0-0	0-1
Lubbock Christian	4-1	2-0	2-1	0-0
Marist	1-0	1-0	0-0	0-0
Marshall	1-0	0-0	0-0	1-0
Marymount	0-1	0-0	0-0	0-1
Mercer	0-1	0-1	0-0	0-0
Metro State	2-1	1-0	1-1	0-0
Montana Western	2-1	2-0	0-0	0-1
MidAmerica Nazarene	1-0	1-0	0-0	0-0
Middle Tennessee	0-1	0-0	0-0	0-1
Midwestern State	1-0	0-0	0-0	1-0

SCHOOL	OVR	H	A	N
Millikin	1-0	1-0	0-0	0-0
Minnesota-Duluth	2-0	2-0	0-0	0-0
Minnesota State Moorhead	1-0	0-0	0-0	1-0
Minot State	1-0	0-0	0-0	1-0
Mississippi Valley State	4-0	4-0	0-0	0-0
Missouri-St. Louis	2-0	2-0	0-0	0-0
Missouri S&T	1-0	1-0	0-0	0-0
Missouri State	0-2	0-0	0-0	0-2
Missouri Western State	0-2	0-0	0-0	0-2
Montana State	2-0	2-0	0-0	0-0
Montana State Billings	9-3	7-0	2-2	0-1
Montana State - Northern	2-0	1-0	1-0	0-0
Morgan State	1-0	0-0	0-0	1-0
Mount St. Mary's	1-0	1-0	0-0	0-0
Nebraska-Kearney	3-0	1-0	1-0	1-0
Nebraska Wesleyan	1-0	1-0	0-0	0-0
Nevada	0-1	0-0	0-0	0-1
New Hampshire	0-1	0-1	0-0	0-0
New Mexico	1-4	1-0	0-4	0-0
New Mexico Highlands	25-11	13-1	9-10	3-0
New Mexico Military Institute	1-1	0-0	1-1	0-0
New Mexico State	2-15	2-5	0-8	0-2
Newberry	0-1	0-0	0-0	0-1
Norfolk State	1-0	1-0	0-0	0-0
North Carolina Central	1-0	1-0	0-0	0-0
North Central	1-0	0-0	0-0	1-0
North Dakota	2-1	1-0	0-0	1-1
North Park	1-0	1-0	0-0	0-0
Northern Arizona	16-32	12-9	4-23	0-0
Northern Iowa	1-1	0-1	1-0	0-0
Northwest Nazarene	2-2	1-1	0-0	1-1
Northwestern College (Iowa)	1-0	0-0	0-0	1-0
Northwestern Oklahoma State	0-1	0-0	0-0	0-1
Notre Dame de Namur	16-4	9-1	7-3	0-0
Notre Dame of Maryland	1-0	0-0	0-0	1-0
Occidental	13-0	8-0	4-0	1-0
Oklahoma City	2-0	0-0	0-0	2-0
Oklahoma Panhandle State	2-1	1-1	0-0	1-0
Olivet Nazarene (Ill.)	1-0	1-0	0-0	0-0
Omaha	1-1	1-1	0-0	0-0
Oral Roberts	0-2	0-1	0-1	0-0
Ottawa (Kan.)	1-0	0-0	1-0	0-0
Pacific	0-1	0-1	0-0	0-0
Pacific Lutheran	1-0	0-0	0-0	1-0
Palo Verde	10-2	5-1	5-1	0-0
Penn State	0-1	0-0	0-1	0-0
Phoenix College	4-7	2-4	2-3	0-0
Point Loma	25-14	11-4	13-10	1-0
Pomona-Pitzer	4-1	1-0	1-1	2-0
Portland Bible College	1-0	1-0	0-0	0-0
Portland State	1-0	1-0	0-0	0-0
Providence (Mont.)	1-0	1-0	0-0	0-0
Puget Sound	1-1	1-0	0-1	0-0
Purdue Fort Wayne	0-1	0-1	0-0	0-0
Regis College	1-0	0-0	0-0	1-0
Regis University	2-1	1-0	0-0	1-1
Rider	1-0	1-0	0-0	0-0
Robert Morris	1-0	1-0	0-0	0-0
Rockhurst	1-0	1-0	0-0	0-0
Sacramento State	1-1	1-0	0-1	0-0
Saint Ambrose (Iowa)	1-0	1-0	0-0	0-0
Saint Anselm	0-1	0-1	0-0	0-0
Saint Joseph's	4-9	3-4	1-5	0-0
Saint Martin's	3-2	2-1	0-0	1-1
Saint Mary's	0-1	0-0	0-1	0-0
Saint Michael's	4-11	4-3	0-8	0-0
Saint Xavier (Ill.)	1-3	1-3	0-0	0-0
San Diego	11-11	6-3	5-8	0-0
San Diego Christian	10-2	7-1	3-1	0-0
San Diego State	3-1	1-0	2-1	0-0
San Francisco	0-1	0-0	0-1	0-0
San Francisco State	13-6	7-1	6-3	0-2
Savannah State	1-0	0-0	0-0	1-0
Seattle Pacific	12-7	7-1	1-5	4-1

SCHOOL	OVR	H	A	N
Seattle U	13-3	7-1	5-2	1-0
Simon Fraser (B.C.)	1-0	1-0	0-0	0-0
Simpson	1-0	0-0	1-0	0-0
Sonoma State	7-7	3-4	3-3	1-0
South Carolina State	1-0	1-0	0-0	0-0
South Dakota	1-0	1-0	0-0	0-0
South Dakota State	0-2	0-1	0-1	0-0
South Florida	0-1	0-0	0-0	0-1
Southern Illinois-Edwardsville	2-1	1-1	1-0	0-0
Southern Indiana	0-1	0-0	0-1	0-0
Southern Nazarene	3-0	1-0	1-0	1-0
Southern New Hampshire	0-1	0-1	0-0	0-0
Southern	1-0	1-0	0-0	0-0
Southern Utah	37-15	21-2	10-11	6-2
Southwest Minnesota State	0-1	0-0	0-0	0-1
Southwestern Coll. (Kan.)	1-0	1-0	0-0	0-0
St. Cloud State	1-0	1-0	0-0	0-0
St. Edward's	1-0	1-0	0-0	0-0
St. John's	0-1	0-0	0-0	0-1
St. Mary's (Texas)	1-0	0-0	0-0	1-0
St. Thomas	13-3	13-3	0-0	0-0
Stanislaus State	11-8	9-2	2-6	0-0
Sul Ross State	2-0	0-0	1-0	1-0
Tabor Coll. (Kan.)	1-0	0-0	0-0	1-0
Tarleton State	2-0	1-0	0-0	1-0
Tennessee-Chattanooga	0-1	0-0	0-1	0-0
Texas	0-1	0-0	0-1	0-0
Texas College	1-0	0-0	0-0	1-0
Texas Lutheran	1-0	0-0	0-0	1-0
Texas Wesleyan	1-1	1-0	0-1	0-0
Tulsa	0-1	0-0	0-1	0-0
The Master's College	21-0	14-0	6-0	1-0
UT Rio Grande Valley	10-4	5-2	5-2	0-0
Transylvania	0-1	0-1	0-0	0-0
UC Davis	4-12	2-5	1-5	1-2
UC Irvine	2-0	1-0	1-0	0-0
UC Riverside	22-13	13-2	8-9	1-2
UC San Diego	10-7	5-2	5-4	0-1
UC Santa Cruz	1-0	0-0	0-0	1-0
US International	4-0	2-0	2-0	0-0
Utah	0-3	0-0	0-2	0-1
Utah Valley	10-7	5-2	3-5	2-0
UNLV	3-3	3-0	0-3	0-0
UT Arlington	0-1	0-1	0-0	0-0
Valparaiso	0-1	0-0	0-0	0-1
Vanguard	17-2	8-1	4-1	5-0
Virginia State	1-0	0-0	0-0	1-0
West Georgia	1-0	0-0	0-0	1-0
Wisconsin-Oshkosh	1-0	1-0	0-0	0-0
Wisconsin-Parkside	1-0	0-0	0-0	1-0
Wisconsin-Stevens Point	1-0	1-0	0-0	0-0
Walsh (Ohio)	0-1	0-1	0-0	0-0
Washburn	0-2	0-1	0-0	0-1
Wayland Baptist (TX)	2-4	2-0	0-4	0-0
Wayne State	0-1	0-1	0-0	0-0
Waynesburg	1-0	0-0	0-0	1-0
Weber State	0-1	0-0	0-1	0-0
West Coast Baptist	1-0	0-0	1-0	0-0
West Texas A&M	1-2	1-0	0-2	0-0
Western New Mexico	41-37	28-11	11-22	2-4
Western Oregon	1-1	1-0	0-0	0-1
Western State Colorado	14-5	10-1	3-4	1-0
Western Washington	0-6	0-1	0-4	0-1
Westminster College (Utah)	3-0	1-0	0-0	2-0
Westmont	7-8	2-5	4-3	1-0
Wheaton Academy	1-0	1-0	0-0	0-0
Whittier	1-0	1-0	0-0	0-0
William Jessup	1-0	1-0	0-0	0-0
William Jewell (Mo.)	1-1	1-1	0-0	0-0
Willamette	1-0	0-0	0-0	1-0
Winona State	1-2	1-0	0-0	0-2



Bayard Forrest was a first team All-American.



Braun was a three-time Academic All-American.



Alessandro Lever was the WAC's top freshman in 2018.

OUTLOOK

REVIEW

TEAM

THIS IS GCU

HISTORY

HISTORY » SERIES GAME-BY-GAME

NOTE: Full series included against current Division I programs. For results against non-Division I programs, visit GCUlopes.com/MBBHistory.

ABILENE CHRISTIAN WILDCATS

OVERALL 2-0 HOME 1-0 AWAY — NEUTRAL 1-0
12/28/1984 vs Abilene Christian W 80-64 Grand Junction, Colo.
12/28/2014 vs Abilene Christian W 83-81 Phoenix, Ariz.

ALBANY GREAT DANES

OVERALL 1-0 HOME — AWAY — NEUTRAL 1-0
11/19/2016 vs Albany W 82-77 Uncasville, Conn.

ALCORN STATE BRAVES

OVERALL 3-0 HOME 2-0 AWAY — NEUTRAL 1-0
03/14/1975 vs Alcorn State W 88-68
11/19/2015 vs Alcorn State W 79-46 Phoenix, Ariz.
12/20/2016 vs Alcorn State W 63-53 Phoenix, Ariz.

ARIZONA WILDCATS

OVERALL 0-5 HOME — AWAY 0-5 NEUTRAL —
01/06/1978 at Arizona L 66-78 Tucson, Ariz.
12/13/1978 at Arizona L 78-90 Tucson, Ariz.
12/08/1979 at Arizona L 60-69 Tucson, Ariz.
12/30/1980 at Arizona L 60-74 Tucson, Ariz.
12/14/2016 at Arizona L 54-64 Tucson, Ariz.

ARIZONA STATE SUN DEVILS

OVERALL 0-1 HOME — AWAY 0-1 NEUTRAL —
01/22/1980 at Arizona State L 68-80 Tempe, Ariz.
11/05/2011 vs Arizona State (exh.) L 69-89 Phoenix, Ariz.



The Lopes and Sun Devils open GCU Arena in 2011

ARKANSAS STATE RED WOLVES

OVERALL 1-0 HOME 1-0 AWAY — NEUTRAL —
11/16/2018 vs Arkansas State W 96-72 Phoenix, Ariz.

ARKANSAS-PINE BLUFF GOLDEN LIONS

OVERALL 2-0 HOME 2-0 AWAY — NEUTRAL —
12/22/2016 vs Arkansas-Pine Bluff W 89-49 Phoenix, Ariz.
11/16/2019 vs Arkansas-Pine Bluff W 67-54 Phoenix, Ariz.

BETHUNE-COOKMAN WILDCATS

OVERALL 2-0 HOME 2-0 AWAY — NEUTRAL —
12/15/2014 vs Bethune-Cookman W 60-50 Phoenix, Ariz.
01/03/2016 vs Bethune-Cookman W 74-53 Phoenix, Ariz.

BOISE STATE BRONCOS

OVERALL 1-1 HOME 1-0 AWAY 0-1 NEUTRAL —
12/13/2017 at Boise State L 80-85 Boise, Idaho
12/01/2018 vs Boise State W 69-67 Phoenix, Ariz.

BUFFALO BULLS

OVERALL 0-1 HOME 0-1 AWAY — NEUTRAL —
11/25/2014 vs Buffalo L 64-80 Phoenix, Ariz.



GCU hosts Bobby Hurley's Buffalo team in 2014

CAL POLY MUSTANGS

OVERALL 1-0 HOME 1-0 AWAY — NEUTRAL —
12/28/2016 vs Cal Poly W 71-64 Phoenix, Ariz.

CALIFORNIA BAPTIST LANCERS

OVERALL 60-9 HOME 34-4 AWAY 26-5 NEUTRAL —
02/08/1956 at Cal Baptist W 93-76 Riverside, Calif.
02/02/1957 at Cal Baptist W 86-68 Riverside, Calif.
02/09/1957 vs Cal Baptist W 73-46 Phoenix, Ariz.
02/08/1958 at Cal Baptist W 87-45 Riverside, Calif.
02/22/1958 vs Cal Baptist W 93-69 Phoenix, Ariz.
01/23/1959 vs Cal Baptist W 99-56 Phoenix, Ariz.
02/07/1959 at Cal Baptist W 82-48 Riverside, Calif.
12/05/1959 at Cal Baptist W 87-64 Riverside, Calif.
01/22/1960 vs Cal Baptist W 85-58 Phoenix, Ariz.
12/02/1960 at Cal Baptist W 98-72 Riverside, Calif.
01/24/1961 vs Cal Baptist W 93-77 Phoenix, Ariz.
11/29/1961 at Cal Baptist W 101-65 Riverside, Calif.
12/14/1962 at Cal Baptist W 97-69 Riverside, Calif.
01/08/1963 vs Cal Baptist W 111-77 Phoenix, Ariz.

02/11/1964 vs Cal Baptist W 95-86 Phoenix, Ariz.
12/18/1964 vs Cal Baptist L 71-76 Phoenix, Ariz.
12/19/1964 vs Cal Baptist W 80-70 Phoenix, Ariz.
12/17/1965 vs Cal Baptist W 120-84 Phoenix, Ariz.
12/18/1965 vs Cal Baptist W 105-92 Phoenix, Ariz.
02/04/1966 at Cal Baptist W 109-99 Riverside, Calif.
12/15/1966 vs Cal Baptist W 103-96 Phoenix, Ariz.
12/16/1966 vs Cal Baptist W 99-86 Phoenix, Ariz.
02/03/1967 at Cal Baptist L 70-76 Riverside, Calif.
02/01/1968 vs Cal Baptist W 86-58 Phoenix, Ariz.
02/02/1968 vs Cal Baptist W 74-69 Phoenix, Ariz.
02/10/1968 at Cal Baptist W 69-60 Riverside, Calif.
01/24/1969 at Cal Baptist L 70-72 Riverside, Calif.
02/04/1969 vs Cal Baptist W 98-69 Phoenix, Ariz.
12/12/1969 vs Cal Baptist W 86-61 Phoenix, Ariz.
12/13/1969 vs Cal Baptist W 85-73 Phoenix, Ariz.
01/23/1970 at Cal Baptist W 93-77 Riverside, Calif.
12/18/1970 vs Cal Baptist W 101-82 Phoenix, Ariz.
12/19/1970 vs Cal Baptist L 59-60 Phoenix, Ariz.
01/22/1971 at Cal Baptist W 85-78 Riverside, Calif.
12/04/1971 vs Cal Baptist W 71-69 Phoenix, Ariz.
01/28/1972 at Cal Baptist L 69-73 Riverside, Calif.
12/16/1972 vs Cal Baptist W 91-80 Phoenix, Ariz.
12/19/1972 vs Cal Baptist L 64-69 Phoenix, Ariz.
01/18/1973 at Cal Baptist L 67-77 Riverside, Calif.
12/08/1973 at Cal Baptist W 88-66 Riverside, Calif.
01/10/1974 at Cal Baptist W 75-56 Riverside, Calif.
12/14/1974 vs Cal Baptist W 86-73 Phoenix, Ariz.
01/17/1975 at Cal Baptist W (forf) Riverside, Calif.
12/12/1975 vs Cal Baptist W 96-83 Phoenix, Ariz.
01/16/1976 at Cal Baptist L 80-85 Riverside, Calif.
02/10/1977 at Cal Baptist W 69-68 Riverside, Calif.
12/10/1977 vs Cal Baptist W 109-70 Phoenix, Ariz.
01/13/1979 at Cal Baptist W 77-76 Riverside, Calif.
02/03/1979 vs Cal Baptist W 79-69 Phoenix, Ariz.
12/15/1979 vs Cal Baptist W 75-62 Phoenix, Ariz.
02/02/1980 at Cal Baptist W 27-26 Riverside, Calif.
01/06/1981 vs Cal Baptist W 76-65 Phoenix, Ariz.
02/12/1981 at Cal Baptist W 40-37 Riverside, Calif.
01/09/1982 vs Cal Baptist W 79-39 Phoenix, Ariz.
02/18/1982 at Cal Baptist W 80-40 Riverside, Calif.
01/15/1983 at Cal Baptist W 76-47 Riverside, Calif.
01/22/1983 vs Cal Baptist W 61-43 Phoenix, Ariz.
01/14/1984 vs Cal Baptist W 56-46 Phoenix, Ariz.
02/18/1984 at Cal Baptist W 62-52 Riverside, Calif.
01/27/1990 vs Cal Baptist W 93-61 Phoenix, Ariz.
11/24/2009 vs Cal Baptist W 53-48 Phoenix, Ariz.
* 02/11/2012 at Cal Baptist W 65-55 Riverside, Calif.
* 03/01/2012 vs Cal Baptist W 71-63 Phoenix, Ariz.
* 01/02/2013 at Cal Baptist W 77-74 Riverside, Calif.
* 01/26/2013 vs Cal Baptist W 57-54 Phoenix, Ariz.
* 01/26/2019 at California Baptist W 90-73 Riverside, Calif.
* 02/21/2019 vs California Baptist W 91-58 Phoenix, Ariz.
* 01/11/2020 vs California Baptist L 57-61 Phoenix, Ariz.
* 02/08/2020 at California Baptist W 103-98 Riverside, Calif.

CENTRAL ARKANSAS BEARS

OVERALL 2-0 HOME 2-0 AWAY — NEUTRAL —
11/24/1995 vs Central Arkansas W 95-87 Phoenix, Ariz.
11/24/2001 vs Central Arkansas W 74-72 Phoenix, Ariz.

CENTRAL MICHIGAN CHIPPEWAS

OVERALL 1-1 HOME 1-0 AWAY 0-1 NEUTRAL —
11/29/2014 at Central Michigan L 77-79 Mt. Pleasant, Mich.
12/03/2015 vs Central Michigan W 75-72 Phoenix, Ariz.

OUTLOOK

REVIEW

TEAM

THIS IS GCU

HISTORY

CHICAGO STATE COUGARS

OVERALL **12-2** HOME **6-1** AWAY **6-1** NEUTRAL **—**

*01/30/2014	at Chicago State	W 76-75	Chicago, Ill.
*03/01/2014	vs Chicago State	W 84-74	Phoenix, Ariz.
*01/31/2015	vs Chicago State	L 55-56	Phoenix, Ariz.
*02/26/2015	at Chicago State	L 70-74	Chicago, Ill.
*01/21/2016	at Chicago State	W 90-65	Chicago, Ill.
*02/20/2016	vs Chicago State	W 67-52	Phoenix, Ariz.
*01/28/2017	at Chicago State	W 85-77	Chicago, Ill.
*02/23/2017	vs Chicago State	W 82-59	Phoenix, Ariz.
*01/18/2018	at Chicago State	W 86-58	Chicago, Ill.
*02/03/2018	vs Chicago State	W 89-55	Phoenix, Ariz.
*01/17/2019	vs Chicago State	W 80-46	Phoenix, Ariz.
*02/16/2019	at Chicago State	W 90-59	Chicago, Ill.
*01/16/2020	at Chicago State	W 78-64	Chicago, Ill.
*02/15/2020	vs Chicago State	W 71-47	Phoenix, Ariz.

COASTAL CAROLINA CHANTICLEERS

OVERALL **0-1** HOME **—** AWAY **0-1** NEUTRAL **—**

03/23/2016	at Coastal Carolina	L 58-60	Conway, S.C.
------------	---------------------	---------	--------------



GCU's longest D-I postseason ended at CCU

COPPIN STATE EAGLES

OVERALL **1-0** HOME **1-0** AWAY **—** NEUTRAL **—**

11/25/2016	vs Coppin State	W 70-37	Phoenix, Ariz.
------------	-----------------	---------	----------------

CSU BAKERSFIELD ROADRUNNERS

OVERALL **20-24** HOME **13-6** AWAY **6-15** NEUTRAL **1-3**

12/19/1984	at CSU Bakersfield	L 64-80	Bakersfield, Calif.
12/14/1991	vs CSU Bakersfield	W 87-70	Phoenix, Ariz.
12/12/1992	at CSU Bakersfield	L 81-88	Bakersfield, Calif.
03/12/1993	vs CSU Bakersfield	L 68-98	Phoenix, Ariz.
*01/14/1995	at CSU Bakersfield	L 59-68	Bakersfield, Calif.
*02/04/1995	vs CSU Bakersfield	W 83-75	Phoenix, Ariz.
03/03/1995	vs CSU Bakersfield	W 86-78	
*01/20/1996	vs CSU Bakersfield	W 68-66	Phoenix, Ariz.
*02/10/1996	at CSU Bakersfield	W 59-57	Bakersfield, Calif.
03/08/1996	vs CSU Bakersfield	L 65-71	
*01/25/1997	at CSU Bakersfield	L 55-57	Bakersfield, Calif.
*02/15/1997	vs CSU Bakersfield	W 66-56	Phoenix, Ariz.
03/07/1997	vs CSU Bakersfield	L 70-80	
*01/17/1998	vs CSU Bakersfield	L 70-81	Phoenix, Ariz.
*02/07/1998	at CSU Bakersfield	W 69-68	Bakersfield, Calif.
*01/15/1999	at CSU Bakersfield	L 57-85	Bakersfield, Calif.

*02/26/1999	vs CSU Bakersfield	W 77-68	Phoenix, Ariz.
*01/15/2000	vs CSU Bakersfield	W 70-62	Phoenix, Ariz.
*02/25/2000	at CSU Bakersfield	L 54-81	Bakersfield, Calif.
*01/06/2001	at CSU Bakersfield	L 62-67	Bakersfield, Calif.
*02/16/2001	vs CSU Bakersfield	L 67-75	Phoenix, Ariz.
*12/15/2001	vs CSU Bakersfield	L 57-81	Phoenix, Ariz.
*02/08/2002	at CSU Bakersfield	L 65-77	Bakersfield, Calif.
*01/03/2003	vs CSU Bakersfield	W 72-70	Phoenix, Ariz.
*02/08/2003	at CSU Bakersfield	L 63-76	Bakersfield, Calif.
*01/23/2004	at CSU Bakersfield	L 59-79	Bakersfield, Calif.
*02/14/2004	vs CSU Bakersfield	L 67-85	Phoenix, Ariz.
01/04/2005	at CSU Bakersfield	L 75-83	Bakersfield, Calif.
12/13/2005	vs CSU Bakersfield	L 74-77	Phoenix, Ariz.
01/24/2006	at CSU Bakersfield	L 72-76	Bakersfield, Calif.
*01/09/2014	at CSU Bakersfield	W 66-63	Bakersfield, Calif.
*02/08/2014	vs CSU Bakersfield	W 79-70	Phoenix, Ariz.
*01/10/2015	vs CSU Bakersfield	W 73-65	Phoenix, Ariz.
*02/07/2015	at CSU Bakersfield	W 78-76	Bakersfield, Calif.
*01/28/2016	vs CSU Bakersfield	W 70-64	Phoenix, Ariz.
*02/27/2016	at CSU Bakersfield	L 62-77	Bakersfield, Calif.
*02/04/2017	vs CSU Bakersfield	L 62-65	Phoenix, Ariz.
*03/04/2017	at CSU Bakersfield	W 58-52	Bakersfield, Calif.
*02/17/2018	at CSU Bakersfield	L 58-71	Bakersfield, Calif.
*03/03/2018	vs CSU Bakersfield	W 81-68	Phoenix, Ariz.
*02/02/2019	at CSU Bakersfield	W 72-59	Bakersfield, Calif.
*03/02/2019	vs CSU Bakersfield	W 73-69	Phoenix, Ariz.
*01/04/2020	at CSU Bakersfield	L 62-69	Bakersfield, Calif.
*03/07/2020	vs CSU Bakersfield	W 64-61	Phoenix, Ariz.

CAL STATE NORTHRIDGE MATADORS

OVERALL **3-3** HOME **—** AWAY **3-2** NEUTRAL **0-1**

12/04/1959	at San Fernando State	W 73-71	Northridge, Calif.
11/18/1983	vs CS Northridge	L 49-66	
12/08/1984	at CS Northridge	L 67-68	Northridge, Calif.
02/15/1994	at CS Northridge	L 84-95	Northridge, Calif.
01/30/1995	at CS Northridge	W 88-82	Northridge, Calif.
01/09/1996	at CS Northridge	W 78-67	Northridge, Calif.

DELAWARE STATE HORNETS

OVERALL **2-0** HOME **2-0** AWAY **—** NEUTRAL **—**

12/15/2015	vs Delaware State	W 88-59	Phoenix, Ariz.
11/10/2018	vs Delaware State	W 89-47	Phoenix, Ariz.

DENVER PIONEERS

OVERALL **1-0** HOME **—** AWAY **—** NEUTRAL **1-0**

03/06/1989	vs Denver	W 111-88	
------------	-----------	----------	--

DIXIE STATE TRAILBLAZERS

OVERALL **4-12** HOME **3-5** AWAY **1-7** NEUTRAL **—**

02/01/2007	vs Dixie State	L 81-90	Phoenix, Ariz.
*01/11/2008	at Dixie State	L 66-77	St. George, Utah
*01/12/2008	at Dixie State	L 61-69	St. George, Utah
*02/09/2008	vs Dixie State	L 81-86	Phoenix, Ariz.
*01/22/2009	vs Dixie State	L 59-68	Phoenix, Ariz.
01/23/2009	vs Dixie State	W 78-64	Phoenix, Ariz.
*03/05/2009	at Dixie State	L 63-79	St. George, Utah
03/06/2009	at Dixie State	L 60-69	St. George, Utah
*01/30/2010	vs Dixie State	W 82-80	Phoenix, Ariz.
*02/06/2010	at Dixie State	L 68-78	St. George, Utah
*01/08/2011	at Dixie State	W 71-68	St. George, Utah
*02/05/2011	vs Dixie State	L 59-70	Phoenix, Ariz.
*01/16/2012	at Dixie State	L 56-73	St. George, Utah
*03/03/2012	vs Dixie State	W 73-72	Phoenix, Ariz.
*01/10/2013	at Dixie State	L 66-71	St. George, Utah
*02/02/2013	vs Dixie State	L 64-65	Phoenix, Ariz.

DUKE BLUE DEVILS

OVERALL **0-1** HOME **—** AWAY **0-1** NEUTRAL **—**

11/12/2016	at Duke	L 61-96	Durham, N.C.
------------	---------	---------	--------------

EASTERN ILLINOIS PANTHERS

OVERALL **1-0** HOME **1-0** AWAY **—** NEUTRAL **—**

12/21/2019	vs Eastern Illinois	W 85-63	Phoenix, Ariz.
------------	---------------------	---------	----------------

FLORIDA A&M RATTTLERS

OVERALL **2-0** HOME **2-0** AWAY **—** NEUTRAL **—**

11/21/2014	vs Florida A&M	W 64-49	Phoenix, Ariz.
11/10/2017	vs Florida A&M	W 67-51	Phoenix, Ariz.

FLORIDA INTERNATIONAL PANTHERS

OVERALL **1-0** HOME **1-0** AWAY **—** NEUTRAL **—**

11/30/1982	vs Florida Int'l	W 58-55	Phoenix, Ariz.
------------	------------------	---------	----------------

FORDHAM RAMS

OVERALL **0-1** HOME **—** AWAY **—** NEUTRAL **0-1**

11/23/2019	vs Fordham	L 58-70	St. Thomas, USVI
------------	------------	---------	------------------

FRESNO STATE BULLDOGS

OVERALL **0-1** HOME **—** AWAY **0-1** NEUTRAL **—**

12/03/2004	at Fresno State	L 53-63	Fresno, Calif.
------------	-----------------	---------	----------------

GRAMBLING STATE TIGERS

OVERALL **1-0** HOME **1-0** AWAY **—** NEUTRAL **—**

12/09/2017	vs Grambling State	W 87-53	Phoenix, Ariz.
------------	--------------------	---------	----------------

HAMPTON PIRATES

OVERALL **1-0** HOME **1-0** AWAY **—** NEUTRAL **—**

11/30/2015	vs Hampton	W 63-51	Phoenix, Ariz.
------------	------------	---------	----------------

HARVARD CRIMSON

OVERALL **0-1** HOME **0-1** AWAY **—** NEUTRAL **—**

12/30/2014	vs Harvard	L 59-72	Phoenix, Ariz.
------------	------------	---------	----------------

HOUSTON COUGARS

OVERALL **1-0** HOME **—** AWAY **—** NEUTRAL **1-0**

12/21/2015	vs Houston	W 78-69	Las Vegas, Nev.
------------	------------	---------	-----------------

IDAHO VANDALS

OVERALL **1-1** HOME **1-0** AWAY **0-1** NEUTRAL **—**

*01/23/2014	vs Idaho	W 86-73	Phoenix, Ariz.
*02/22/2014	at Idaho	L 77-83	Moscow, Idaho

IDAHO STATE BENGALS

OVERALL **0-1** HOME **0-1** AWAY **—** NEUTRAL **—**

12/09/2014	vs Idaho State	L 51-67	Phoenix, Ariz.
------------	----------------	---------	----------------

OUTLOOK

REVIEW

TEAM

THIS IS GCU

HISTORY

HISTORY » SERIES GAME-BY-GAME

I ILLINOIS FIGHTING ILLINI

OVERALL	0-2	HOME	0-1	AWAY	0-1	NEUTRAL	—
12/30/2017	at Illinois	L	58-62	Champaign, Ill.			
11/08/2019	vs Illinois	L	71-83	Phoenix, Ariz.			



Oscar Frayer threw down a viral dunk in 2017

I ILLINOIS STATE REDBIRDS

OVERALL	1-0	HOME	—	AWAY	—	NEUTRAL	1-0
11/25/2019	vs Illinois State	W	68-63	St. Thomas, USVI			

I ILLINOIS-CHICAGO FLAMES

OVERALL	2-0	HOME	1-0	AWAY	1-0	NEUTRAL	—
12/02/2014	at Illinois-Chicago	W	66-61	Chicago, Ill.			
12/10/2016	vs Illinois-Chicago	W	73-69	Phoenix, Ariz.			

I INCARNATE WORD CARDINALS

OVERALL	0-1	HOME	0-1	AWAY	—	NEUTRAL	—
12/17/2014	vs Incarnate Word	L	80-82	Phoenix, Ariz.			

I INDIANA HOOISERS

OVERALL	0-1	HOME	—	AWAY	0-1	NEUTRAL	—
12/13/2014	at Indiana	L	66-94	Bloomington, Ind.			

I IUPUI JAGUARS

OVERALL	2-0	HOME	2-0	AWAY	—	NEUTRAL	—
01/13/1996	vs IUPUI	W	92-83	Phoenix, Ariz.			
12/19/1997	vs IUPUI	W	87-85	Phoenix, Ariz.			

J JACKSON STATE TIGERS

OVERALL	1-0	HOME	1-0	AWAY	—	NEUTRAL	—
03/17/2016	vs Jackson State	W	64-54	Phoenix, Ariz.			

J JACKSONVILLE DOLPHINS

OVERALL	1-0	HOME	1-0	AWAY	—	NEUTRAL	—
11/12/2018	vs Jacksonville	W	76-59	Phoenix, Ariz.			

J JACKSONVILLE STATE GAMECOCKS

OVERALL	0-2	HOME	0-1	AWAY	—	NEUTRAL	0-1
11/19/1994	vs Jacksonville State	L	72-102	Phoenix, Ariz.			
12/02/1994	vs Jacksonville State	L	79-85				

K KANSAS CITY KANGAROOS

OVERALL	13-4	HOME	8-1	AWAY	4-3	NEUTRAL	1-0
12/19/1974	vs UMKC	W	70-58	Phoenix, Ariz.			
12/09/1977	vs UMKC	W	75-70	Phoenix, Ariz.			
*02/01/2014	at Kansas City	W	72-53	Kansas City, Mo.			
*02/27/2014	vs Kansas City	L	80-85	Phoenix, Ariz.			
*01/29/2015	vs Kansas City	W	78-57	Phoenix, Ariz.			
*02/28/2015	at Kansas City	L	65-70	Kansas City, Mo.			
*01/23/2016	at Kansas City	W	85-78	Kansas City, Mo.			
*02/18/2016	vs Kansas City	W	78-66	Phoenix, Ariz.			
*01/26/2017	at UMKC	L	77-83	Kansas City, Mo.			
*02/25/2017	vs Kansas City	W	84-77	Phoenix, Ariz.			
*01/20/2018	at UMKC	W	86-69	Kansas City, Mo.			
*02/01/2018	vs UMKC	W	79-62	Phoenix, Ariz.			
03/08/2018	vs UMKC	W	77-74	Las Vegas, Nev.			
*01/19/2019	vs Kansas City	W	78-50	Phoenix, Ariz.			
*02/14/2019	at Kansas City	L	75-87	Kansas City, Mo.			
*01/19/2020	at Kansas City	W	69-66	Kansas City, Mo.			
*02/13/2020	vs Kansas City	W	71-66	Phoenix, Ariz.			

K KANSAS STATE WILDCATS

OVERALL	0-1	HOME	—	AWAY	0-1	NEUTRAL	—
12/01/1986	at Kansas State	L	57-93	Manhattan, Kan.			

K KENTUCKY WILDCATS

OVERALL	0-1	HOME	—	AWAY	0-1	NEUTRAL	—
11/14/2014	at Kentucky	L	45-85	Lexington, Ky.			

L LA SALLE EXPLORERS

OVERALL	1-0	HOME	—	AWAY	—	NEUTRAL	1-0
11/25/2018	vs La Salle	W	82-70	Fullerton, Calif.			

L LAMAR CARDINALS

OVERALL	1-0	HOME	—	AWAY	—	NEUTRAL	1-0
11/23/2013	vs Lamar	W	78-69	Salt Lake City, Utah			

L LIBERTY FLAMES

OVERALL	0-1	HOME	—	AWAY	—	NEUTRAL	0-1
12/08/2019	vs Liberty	L	61-70	Phoenix, Ariz.			

L LITTLE ROCK TROJANS

OVERALL	1-0	HOME	1-0	AWAY	—	NEUTRAL	—
11/18/2017	vs Little Rock	W	76-51	Phoenix, Ariz.			

L LONGWOOD LANCERS

OVERALL	1-0	HOME	1-0	AWAY	—	NEUTRAL	—
12/21/2017	vs Longwood	W	86-56	Phoenix, Ariz.			

L LOUISVILLE CARDINALS

OVERALL	0-3	HOME	0-1	AWAY	0-2	NEUTRAL	—
12/05/2015	at Louisville	L	63-111	Louisville, Ky.			
12/03/2016	vs Louisville	L	70-79	Phoenix, Ariz.			
12/23/2017	at Louisville	L	56-74	Louisville, Ky.			



Pitino famously called GCU Arena the toughest place he'd ever played in 2016

L LOYOLA MARYMOUNT LIONS

OVERALL	0-1	HOME	—	AWAY	—	NEUTRAL	0-1
11/08/2013	vs Loyola Marymount	L	75-78	San Diego, Calif.			

M MARIST RED FOXES

OVERALL	1-0	HOME	—	AWAY	—	NEUTRAL	1-0
11/20/2016	vs Marist	W	84-72	Uncasville, Conn.			

M MARSHALL THUNDERING HERD

OVERALL	1-0	HOME	—	AWAY	—	NEUTRAL	1-0
12/22/2015	vs Marshall	W	85-81	Las Vegas, Nev.			

M MERCER BEARS

OVERALL	0-1	HOME	0-1	AWAY	—	NEUTRAL	—
03/14/2018	vs Mercer	L	73-78	Phoenix, Ariz.			

M MIDDLE TENNESSEE BLUE RAIDERS

OVERALL	0-1	HOME	—	AWAY	—	NEUTRAL	0-1
12/30/2013	vs Middle Tennessee	L	56-79	Chattanooga, Tenn.			

M MISSISSIPPI VALLEY STATE DELTA DEVILS

OVERALL	4-0	HOME	4-0	AWAY	—	NEUTRAL	—
11/23/2015	vs Mississippi Valley St.	W	94-60	Phoenix, Ariz.			
12/17/2016	vs Mississippi Valley St.	W	72-62	Phoenix, Ariz.			
12/18/2017	vs Mississippi Valley St.	W	71-38	Phoenix, Ariz.			
12/22/2018	vs Mississippi Valley St.	W	85-64	Phoenix, Ariz.			

MISSOURI STATE BEARS
 OVERALL **0-2** HOME — AWAY — NEUTRAL **0-2**
 12/27/1965 vs Southwestern Mo. L 87-108 Alamosa, Colo.
 12/09/1978 vs Southwest Mo. St. L 69-75 Springfield, Mo.

MONTANA STATE BOBCATS
 OVERALL **2-0** HOME **2-0** AWAY — NEUTRAL —
 11/17/2014 vs Montana State W 61-45 Phoenix, Ariz.
 11/19/2019 vs Montana State W 69-56 Phoenix, Ariz.

MORGAN STATE BEARS
 OVERALL **1-0** HOME — AWAY — NEUTRAL **1-0**
 12/27/2017 vs Morgan State W 100-74 Las Vegas, Nev.

MOUNT ST. MARY'S MOUNTAINERS
 OVERALL **1-0** HOME **1-0** AWAY — NEUTRAL —
 12/03/2019 vs Mount St. Mary's W 75-67 Phoenix, Ariz.

NEVADA WOLF PACK
 OVERALL **0-1** HOME — AWAY — NEUTRAL **0-1**
 10/22/2017 at Nevada L 72-81 Reno, Nev.
 12/09/2018 vs Nevada L 66-74 Phoenix, Ariz.



GCU plays Nevada in the Jerry Colangelo Classic

NEW HAMPSHIRE WILDCATS
 OVERALL **0-1** HOME **0-1** AWAY — NEUTRAL —
 12/28/1998 vs New Hampshire L 73-78 Phoenix, Ariz.

NEW MEXICO LOBOS
 OVERALL **1-4** HOME **1-0** AWAY **0-4** NEUTRAL —
 12/11/1979 at New Mexico L 68-78 Albuquerque, N.M.
 01/04/1983 at New Mexico L 51-76 Albuquerque, N.M.
 12/23/2013 at New Mexico L 68-80 Albuquerque, N.M.
 12/23/2014 vs New Mexico W 68-65 Phoenix, Ariz.
 12/17/2019 at New Mexico L 71-91 Albuquerque, N.M.

NEW MEXICO STATE AGGIES
 OVERALL **2-15** HOME **2-5** AWAY **0-8** NEUTRAL **0-2**
 01/10/1984 at New Mexico State L 60-75 Las Cruces, N.M.
 *01/04/2014 vs New Mexico State L 62-84 Phoenix, Ariz.
 *03/06/2014 at New Mexico State L 57-81 Las Cruces, N.M.
 *01/22/2015 at New Mexico State L 63-85 Las Cruces, N.M.
 *02/21/2015 vs New Mexico State L 55-72 Phoenix, Ariz.
 *01/09/2016 vs New Mexico State W 79-75 Phoenix, Ariz.
 *02/04/2016 at New Mexico State L 50-70 Las Cruces, N.M.
 *01/12/2017 at New Mexico State L 69-81 Las Cruces, N.M.
 *02/11/2017 vs New Mexico State W 83-71 Phoenix, Ariz.
 *01/11/2018 vs New Mexico State L 59-70 Phoenix, Ariz.
 *02/10/2018 at New Mexico State L 70-74 Las Cruces, N.M.
 03/10/2018 vs New Mexico State L 58-72 Las Vegas, Nev.
 *01/10/2019 at New Mexico State L 75-77 Las Cruces, N.M.
 *02/09/2019 vs New Mexico State L 64-67 Phoenix, Ariz.
 03/16/2019 vs New Mexico State L 57-89 Las Vegas, Nev.
 *02/01/2020 at New Mexico State L 52-72 Las Cruces, N.M.
 *02/27/2020 vs New Mexico State L 53-67 Phoenix, Ariz.


NORFOLK STATE SPARTANS
 OVERALL **1-0** HOME **1-0** AWAY — NEUTRAL —
 11/20/2017 vs Norfolk State W 85-60 Phoenix, Ariz.

NORTH CAROLINA CENTRAL EAGLES
 OVERALL **1-0** HOME **1-0** AWAY — NEUTRAL —
 12/11/2017 vs N.C. Central W 64-59 Phoenix, Ariz.

NORTH DAKOTA FIGHTING HAWKS
 OVERALL **2-1** HOME **1-0** AWAY — NEUTRAL **1-1**
 11/18/1995 vs North Dakota W 85-71 Phoenix, Ariz.
 12/22/1996 vs North Dakota L 71-78
 12/05/1997 vs North Dakota W 76-72

NORTHERN ARIZONA LUMBERJACKS
 OVERALL **16-32** HOME **12-9** AWAY **4-23** NEUTRAL —
 01/12/1954 at A.S.C. - Flagstaff L 58-75 Flagstaff, Ariz.
 02/23/1954 vs A.S.C. - Flagstaff L 52-75 Phoenix, Ariz.
 11/30/1954 at A.S.C. - Flagstaff L 46-90 Flagstaff, Ariz.
 11/30/1955 at A.S.C. - Flagstaff L 60-76 Flagstaff, Ariz.
 12/09/1958 at A.S.C. - Flagstaff W 71-65 Flagstaff, Ariz.
 02/10/1959 vs A.S.C. - Flagstaff W 79-57 Phoenix, Ariz.
 12/08/1959 at A.S.C. - Flagstaff L 70-83 Flagstaff, Ariz.
 02/01/1960 vs A.S.C. - Flagstaff L 60-91 Phoenix, Ariz.
 12/13/1960 at A.S.C. - Flagstaff L 70-91 Flagstaff, Ariz.
 12/31/1960 vs A.S.C. - Flagstaff W 56-52 Phoenix, Ariz.
 02/21/1961 vs A.S.C. - Flagstaff W 90-68 Phoenix, Ariz.
 12/12/1961 at A.S.C. - Flagstaff L 68-84 Flagstaff, Ariz.
 02/08/1962 vs A.S.C. - Flagstaff L 60-80 Phoenix, Ariz.
 12/11/1962 vs A.S.C. - Flagstaff L 65-72 Phoenix, Ariz.
 01/15/1963 at A.S.C. - Flagstaff L 71-90 Flagstaff, Ariz.
 12/10/1963 at A.S.C. - Flagstaff L 76-87 Flagstaff, Ariz.
 01/14/1964 vs A.S.C. - Flagstaff W 76-75 Phoenix, Ariz.
 01/12/1965 vs A.S.C. - Flagstaff L 67-84 Phoenix, Ariz.
 02/09/1965 at A.S.C. - Flagstaff L 73-90 Flagstaff, Ariz.
 01/07/1966 at A.S.C. - Flagstaff L 57-103 Flagstaff, Ariz.
 02/08/1966 vs A.S.C. - Flagstaff W 84-83 Phoenix, Ariz.
 01/07/1967 at Northern Arizona L 69-88 Flagstaff, Ariz.
 02/07/1967 vs Northern Arizona L 84-93 Phoenix, Ariz.
 01/09/1968 vs Northern Arizona L 60-92 Phoenix, Ariz.
 02/13/1968 at Northern Arizona L 70-89 Flagstaff, Ariz.
 01/14/1969 at Northern Arizona L 60-79 Flagstaff, Ariz.
 02/18/1969 vs Northern Arizona W 88-80 Phoenix, Ariz.
 01/10/1970 at Northern Arizona L 74-80 Flagstaff, Ariz.

02/17/1970 vs Northern Arizona L 67-69 Phoenix, Ariz.
 01/12/1971 at Northern Arizona W 84-78 Flagstaff, Ariz.
 01/03/1972 at Northern Arizona L 56-73 Flagstaff, Ariz.
 02/15/1972 vs Northern Arizona W 70-64 Phoenix, Ariz.
 11/28/1972 at Northern Arizona L 60-64 Flagstaff, Ariz.
 01/23/1973 vs Northern Arizona W 72-62 Phoenix, Ariz.
 01/14/1975 vs Northern Arizona W 84-74 Phoenix, Ariz.
 01/28/1975 at Northern Arizona L 73-87 Flagstaff, Ariz.
 01/13/1976 vs Northern Arizona W 78-72 Phoenix, Ariz.
 02/10/1976 at Northern Arizona W 63-58 Flagstaff, Ariz.
 01/18/1977 at Northern Arizona L 64-78 Flagstaff, Ariz.
 02/07/1977 vs Northern Arizona W 65-61 Phoenix, Ariz.
 12/07/1977 at Northern Arizona W 81-72 Flagstaff, Ariz.
 01/17/1978 vs Northern Arizona W 96-83 Phoenix, Ariz.
 01/10/1983 at Northern Arizona L 47-62 Flagstaff, Ariz.
 02/28/1984 at Northern Arizona L 52-73 Flagstaff, Ariz.
 12/04/1984 at Northern Arizona L 44-60 Flagstaff, Ariz.
 12/12/1987 at Northern Arizona L 81-84 Flagstaff, Ariz.
 12/14/2013 at Northern Arizona L 61-63 Flagstaff, Ariz.
 03/18/2015 vs Northern Arizona L 70-75 Phoenix, Ariz.



The NAIA Lopes defeat D-I NAU in 1977

OMAHA MAVERICKS
 OVERALL **1-1** HOME **1-1** AWAY — NEUTRAL —
 11/29/1997 vs Nebraska-Omaha W 88-84 Phoenix, Ariz.
 12/13/2015 vs Omaha L 104-108 Phoenix, Ariz.

ORAL ROBERTS GOLDEN EAGLES
 OVERALL **0-2** HOME **0-1** AWAY **0-1** NEUTRAL —
 01/30/1990 vs Oral Roberts L 93-97 Phoenix, Ariz.
 01/10/1991 at Oral Roberts L 79-88 Tulsa, Okla.

OREGON DUCKS
 OVERALL — HOME — AWAY — NEUTRAL —
 11/02/2011 at Oregon (exhib.) L 75-82 Eugene, Ore.

PACIFIC TIGERS
 OVERALL **0-1** HOME **0-1** AWAY — NEUTRAL —
 03/19/2014 vs Pacific L 67-69 Phoenix, Ariz.

OUTLOOK

REVIEW

TEAM

THIS IS GCU

HISTORY

HISTORY » SERIES GAME-BY-GAME

OUTLOOK

REVIEW

TEAM

THIS IS GCU

HISTORY

PENN STATE NITTANY LIONS
 OVERALL **0-1** HOME **0-1** AWAY **0-1** NEUTRAL **0-0**
 11/15/2016 at Penn State L 76-85 State College, Pa.

PORTLAND STATE VIKINGS
 OVERALL **1-0** HOME **1-0** AWAY **0-0** NEUTRAL **0-0**
 11/13/2015 vs Portland State W 82-72 Phoenix, Ariz.

PURDUE FORT WAYNE MASTADONS
 OVERALL **0-1** HOME **0-1** AWAY **0-0** NEUTRAL **0-0**
 11/30/2019 vs Purdue Fort Wayne L 60-71 Phoenix, Ariz.

RIDER BRONCS
 OVERALL **1-0** HOME **1-0** AWAY **0-0** NEUTRAL **0-0**
 11/30/1991 vs Rider College W 67-59 Phoenix, Ariz.

ROBERT MORRIS COLONIALS
 OVERALL **1-0** HOME **1-0** AWAY **0-0** NEUTRAL **0-0**
 11/13/2017 vs Robert Morris W 75-61 Phoenix, Ariz.

SACRAMENTO STATE HORNETS
 OVERALL **1-1** HOME **1-0** AWAY **0-1** NEUTRAL **0-0**
 01/22/1991 at Sacramento State L 67-70 Sacramento, Calif.
 02/19/1991 vs Sacramento State W 76-64 Phoenix, Ariz.

SAINT MARY'S GAELS
 OVERALL **0-1** HOME **0-0** AWAY **0-1** NEUTRAL **0-0**
 03/01/2016 at Saint Mary's L 64-73 Moraga, Calif.

SAN DIEGO TOREROS
 OVERALL **11-11** HOME **6-3** AWAY **5-8** NEUTRAL **0-0**
 12/21/1956 vs San Diego L 59-67 Phoenix, Ariz.
 01/31/1957 at San Diego L 68-82 San Diego, Calif.
 12/17/1957 vs San Diego L 69-84 Phoenix, Ariz.
 02/06/1958 at San Diego L 84-93 San Diego, Calif.
 02/26/1960 at San Diego W 83-74 San Diego, Calif.
 12/01/1961 at San Diego W 70-55 San Diego, Calif.
 01/15/1962 vs San Diego W 69-59 Phoenix, Ariz.
 02/22/1973 at San Diego L 71-92 San Diego, Calif.
 01/15/1974 vs San Diego W 79-61 Phoenix, Ariz.
 02/23/1974 at San Diego L 68-80 San Diego, Calif.
 02/06/1975 vs San Diego W 72-47 Phoenix, Ariz.
 02/21/1975 at San Diego W 68-65 San Diego, Calif.
 01/24/1976 vs San Diego W 82-68 Phoenix, Ariz.
 02/20/1976 at San Diego W 49-47 San Diego, Calif.
 01/06/1977 at San Diego W 78-57 San Diego, Calif.
 01/14/1977 vs San Diego W 71-60 Phoenix, Ariz.
 02/11/1977 at San Diego L 76-81 San Diego, Calif.
 01/21/1978 vs San Diego W 80-69 Phoenix, Ariz.
 02/03/1978 at San Diego L 71-91 San Diego, Calif.
 11/09/2013 at San Diego L 59-70 San Diego, Calif.
 11/25/2017 vs San Diego L 62-72 Phoenix, Ariz.
 12/29/2018 at San Diego L 58-61 San Diego, Calif.

SAN DIEGO STATE AZTECS
 OVERALL **3-1** HOME **1-0** AWAY **2-1** NEUTRAL **0-0**
 02/23/1980 at San Diego State W 86-68 San Diego, Calif.

12/18/2015 at San Diego State W 52-45 San Diego, Calif.
 12/07/2016 vs San Diego State W 76-72 Phoenix, Ariz.
 11/13/2019 at San Diego State L 61-86 San Diego, Calif.

SAN FRANCISCO DONS
 OVERALL **0-1** HOME **0-0** AWAY **0-1** NEUTRAL **0-0**
 11/28/1980 at San Francisco L 63-78 San Francisco, Calif.

SEATTLE U REDHAWKS
 OVERALL **13-3** HOME **7-1** AWAY **5-2** NEUTRAL **1-0**
 12/17/2002 vs Seattle U W 78-77 Phoenix, Ariz.
 *01/25/2014 vs Seattle U W 71-63 Phoenix, Ariz.
 *02/20/2014 at Seattle U W 74-73 Seattle, Wash.
 *02/05/2015 at Seattle U W 66-64 Seattle, Wash.
 *03/07/2015 vs Seattle U W 83-70 Phoenix, Ariz.
 *01/30/2016 vs Seattle U L 57-59 Phoenix, Ariz.
 *02/12/2016 at Seattle U W 71-60 Seattle, Wash.
 *01/21/2017 vs Seattle U W 61-59 Phoenix, Ariz.
 *02/16/2017 at Seattle U W 61-58 Seattle, Wash.
 *01/06/2018 at Seattle U W 73-57 Seattle, Wash.
 *02/22/2018 vs Seattle U W 76-64 Phoenix, Ariz.
 *01/05/2019 vs Seattle U W 71-57 Phoenix, Ariz.
 *03/09/2019 at Seattle U L 76-83 Seattle, Wash.
 03/14/2019 vs Seattle U W 84-75 Las Vegas, Nev.
 *01/23/2020 vs Seattle U W 80-77 Phoenix, Ariz.
 *02/20/2020 at Seattle U L 89-95 Seattle, Wash.

SETON HALL PIRATES
 OVERALL **0-1** HOME **0-0** AWAY **0-1** NEUTRAL **0-1**
 11/22/2018 vs Seton Hall L 75-82 Fullerton, Calif.

SOUTH CAROLINA STATE BULLDOGS
 OVERALL **1-0** HOME **1-0** AWAY **0-0** NEUTRAL **0-0**
 03/14/2016 vs South Carolina St. W 78-74 Phoenix, Ariz.



GCU won its first D-I postseason game, beating South Carolina State in the John McLendon Classic

SOUTH DAKOTA COYOTES
 OVERALL **1-0** HOME **1-0** AWAY **0-0** NEUTRAL **0-0**
 12/27/1993 vs South Dakota W 98-92 Phoenix, Ariz.

SOUTH DAKOTA STATE JACKRABBITS
 OVERALL **0-2** HOME **0-1** AWAY **0-1** NEUTRAL **0-0**
 11/28/1997 vs South Dakota State L 56-66 Phoenix, Ariz.
 11/06/2018 at South Dakota State L 74-79 Brookings, S.D.

SOUTH FLORIDA BULLS
 OVERALL **0-1** HOME **0-0** AWAY **0-1** NEUTRAL **0-1**
 12/04/2004 vs South Florida L 52-63 Fresno, Calif.

SIU EDWARDSVILLE COUGARS
 OVERALL **2-1** HOME **1-1** AWAY **1-0** NEUTRAL **0-0**
 01/04/1992 vs SIU-Edwardsville W 95-86 Phoenix, Ariz.
 12/28/2015 at SIU-Edwardsville W 86-75 Edwardsville, Ill.
 11/28/2016 vs SIU-Edwardsville L 64-76 Phoenix, Ariz.

SOUTHERN JAGUARS
 OVERALL **1-0** HOME **1-0** AWAY **0-0** NEUTRAL **0-0**
 12/08/2015 vs Southern W 70-56 Phoenix, Ariz.

SOUTHERN UTAH THUNDERBIRDS
 OVERALL **37-15** HOME **21-2** AWAY **10-11** NEUTRAL **6-2**
 02/14/1964 vs College of S Utah W 84-77 Phoenix, AZ
 02/15/1965 vs College of S Utah L 76-83 Phoenix, AZ
 12/20/1965 at College of S Utah L 86-96 Cedar City, UT
 01/08/1966 vs College of S Utah W 99-63 Phoenix, AZ
 12/19/1966 at College of S Utah L 92-96 Cedar City, UT
 01/06/1967 vs College of S Utah W 78-67 Phoenix, AZ
 01/05/1968 vs Southern Utah St. L 84-94 Phoenix, AZ
 01/29/1968 at Southern Utah St. L 78-82 Cedar City, UT
 01/27/1969 at Southern Utah St. L 78-87 Cedar City, UT
 02/07/1969 vs Southern Utah St. W 101-77 Phoenix, AZ
 12/30/1969 vs Southern Utah St. L 81-88
 01/26/1970 at Southern Utah St. L 101-109 Cedar City, UT
 02/06/1970 vs Southern Utah St. W 125-86 Phoenix, AZ
 12/03/1971 vs Southern Utah St. W 73-71 Phoenix, AZ
 01/17/1972 at Southern Utah St. L 61-82 Cedar City, UT
 12/04/1972 vs Southern Utah St. W 97-77 Phoenix, AZ
 01/15/1973 at Southern Utah St. L 54-63 Cedar City, UT
 12/10/1973 at Southern Utah St. W 59-56 Cedar City, UT
 01/04/1974 vs Southern Utah St. W 84-74 Phoenix, AZ
 -03/05/1974 vs Southern Utah St. W 62-48
 11/29/1974 vs Southern Utah St. W 67-57 Phoenix, AZ
 01/04/1975 at Southern Utah St. W 83-77 Cedar City, UT
 03/03/1975 vs Southern Utah St. W 83-74
 12/09/1975 at Southern Utah St. W 89-88 Cedar City, UT
 02/28/1976 vs Southern Utah St. W 72-65 Phoenix, AZ
 03/03/1976 vs Southern Utah St. W 49-47
 12/06/1976 at Southern Utah St. L 66-68 Cedar City, UT
 12/18/1976 vs Southern Utah St. W 76-69 Phoenix, AZ
 03/02/1977 vs Southern Utah St. L 64-66
 01/10/1978 at Southern Utah St. W 73-71 Cedar City, UT
 03/02/1978 vs Southern Utah St. W 82-73 Phoenix, AZ
 03/04/1978 vs Southern Utah St. W 81-66
 03/06/1979 vs Southern Utah St. W 86-72
 11/27/1979 vs Southern Utah St. W 57-52 Phoenix, AZ
 02/12/1980 at Southern Utah St. W 84-69 Cedar City, UT
 12/09/1980 at Southern Utah St. L 78-88 Cedar City, UT
 01/31/1981 vs Southern Utah St. W 70-67 Phoenix, AZ
 11/30/1981 at Southern Utah St. L 59-66 Cedar City, UT
 01/30/1982 vs Southern Utah St. W 82-64 Phoenix, AZ
 01/18/1983 vs Southern Utah St. W 76-56 Phoenix, AZ
 12/10/1983 at Southern Utah St. W 80-76 Cedar City, UT
 01/30/1984 vs Southern Utah St. W 43-41 Phoenix, AZ
 11/18/1984 at Southern Utah St. W 71-70 Cedar City, UT

12/06/1984	vs Southern Utah St.	W 74-68	Phoenix, AZ
03/04/1985	vs Southern Utah St.	W 73-64	Grand Junction, Colo.
12/02/1985	at Southern Utah St.	W -	Cedar City, UT
12/05/1985	vs Southern Utah St.	W 77-65	Phoenix, AZ
01/24/1987	vs Southern Utah St.	W 105-91	Phoenix, AZ
02/14/1987	at Southern Utah St.	L 97-130	Cedar City, UT
01/23/1988	at Southern Utah St.	W 121-101	Cedar City, UT
02/15/1988	vs Southern Utah St.	W 113-92	Phoenix, AZ
12/08/1992	at Southern Utah	W 76-74	Cedar City, UT

ST. JOHN'S RED STORM

OVERALL **0-1** HOME -- AWAY -- NEUTRAL **0-1**

12/05/2017	vs St. John's	L 60-68	Phoenix, Ariz.
------------	---------------	---------	----------------

TARLETON TEXANS

OVERALL **2-0** HOME **1-0** AWAY -- NEUTRAL **1-0**

11/17/1995	vs Tarleton State	W 89-71	Phoenix, Ariz.
12/18/1997	vs Tarleton State	W 87-85	

TENNESSEE-CHATTANOOGA MOCS

OVERALL **0-1** HOME -- AWAY **0-1** NEUTRAL --

12/29/2013	at Tenn.-Chattanooga	L 64-69	Chattanooga, Tenn.
------------	----------------------	---------	--------------------

TEXAS LONGHORNS

OVERALL **0-1** HOME -- AWAY **0-1** NEUTRAL --

12/15/2018	at Texas	L 60-98	Austin, Texas
------------	----------	---------	---------------

TULSA GOLDEN HURRICANE

OVERALL **0-1** HOME -- AWAY **0-1** NEUTRAL --

12/18/2013	at Tulsa	L 65-66	Tulsa, Okla.
------------	----------	---------	--------------

UC DAVIS AGGIES

OVERALL **4-12** HOME **2-5** AWAY **1-5** NEUTRAL **1-2**

03/07/1995	vs UC Davis	L 88-92	
12/28/1996	vs UC Davis	W 79-67	Phoenix, Ariz.
03/06/1997	vs UC Davis	W 78-66	
12/06/1997	vs UC Davis	L 67-73	
*12/21/1998	vs UC Davis	L 63-67	Phoenix, Ariz.
*02/12/1999	at UC Davis	L 49-71	Davis, Calif.
*12/19/1999	at UC Davis	W 58-51	Davis, Calif.
*02/11/2000	vs UC Davis	L 69-76	Phoenix, Ariz.
*12/09/2000	at UC Davis	L 53-77	Davis, Calif.
*02/02/2001	vs UC Davis	L 78-87	Phoenix, Ariz.
*01/18/2002	at UC Davis	L 70-81	Davis, Calif.
*03/02/2002	vs UC Davis	W 99-93	Phoenix, Ariz.
*01/24/2003	vs UC Davis	L 68-79	Phoenix, Ariz.
*03/01/2003	at UC Davis	L 64-67	Davis, Calif.
*01/17/2004	vs UC Davis	L 48-66	Phoenix, Ariz.
*02/20/2004	at UC Davis	L 69-85	Davis, Calif.

UC IRVINE ANTEATERS

OVERALL **2-0** HOME **1-0** AWAY **1-0** NEUTRAL --

01/16/1975	at UC Irvine	W 70-63	Irvine, Calif.
01/10/1976	vs UC Irvine	W 83-70	Phoenix, Ariz.

UC RIVERSIDE HIGHLANDERS

OVERALL **22-13** HOME **13-2** AWAY **8-9** NEUTRAL **1-2**

02/01/1958	vs UC Riverside	W 90-70	Phoenix, Ariz.
02/07/1958	at UC Riverside	W 76-61	Riverside, Calif.

01/31/1959	vs UC Riverside	W 85-57	Phoenix, Ariz.
02/06/1959	at UC Riverside	W 97-80	Riverside, Calif.
02/27/1960	at UC Riverside	W 81-58	Riverside, Calif.
12/15/1962	at UC Riverside	L 67-79	Riverside, Calif.
02/05/1965	at UC Riverside	L 75-81	Riverside, Calif.
11/30/1974	vs UC Riverside	L 55-64	Phoenix, Ariz.
01/17/1976	at UC Riverside	W 78-72	Riverside, Calif.
12/02/1977	at UC Riverside	W 95-69	Riverside, Calif.
12/13/1980	vs UC Riverside	W 56-54	Phoenix, Ariz.
01/04/1982	at UC Riverside	W 72-70	Riverside, Calif.
12/18/1982	vs UC Riverside	W 67-54	Phoenix, Ariz.
01/04/1985	vs UC Riverside	L 59-66	
12/17/1988	vs UC Riverside	W 91-90	Phoenix, Ariz.
01/10/1989	at UC Riverside	L 78-92	Riverside, Calif.
12/28/1989	vs UC Riverside	W 71-64	
03/13/1992	vs UC Riverside	L 61-74	
01/02/1993	vs UC Riverside	W 105-65	Phoenix, Ariz.
*01/28/1995	vs UC Riverside	W 90-86	Phoenix, Ariz.
*02/18/1995	at UC Riverside	L 69-76	Riverside, Calif.
03/04/1995	at UC Riverside	W 72-62	Riverside, Calif.
*02/03/1996	at UC Riverside	L 69-77	Riverside, Calif.
*02/24/1996	vs UC Riverside	W 86-78	Phoenix, Ariz.
*01/18/1997	vs UC Riverside	W 78-67	Phoenix, Ariz.
*02/08/1997	at UC Riverside	W 64-60	Riverside, Calif.
*01/31/1998	at UC Riverside	L 68-70	Riverside, Calif.
*02/21/1998	vs UC Riverside	W 69-59	Phoenix, Ariz.
*12/13/1998	at UC Riverside	L 58-80	Riverside, Calif.
*02/05/1999	vs UC Riverside	L 66-73	Phoenix, Ariz.
*12/13/1999	vs UC Riverside	W 66-60	Phoenix, Ariz.
*02/04/2000	at UC Riverside	L 67-68	Riverside, Calif.
01/04/2015	vs UC Riverside	W 71-69	Phoenix, Ariz.
12/31/2016	at UC Riverside	L 56-76	Riverside, Calif.
12/02/2017	vs UC Riverside	W 68-56	Phoenix, Ariz.

UC SAN DIEGO TRITONS

OVERALL **10-7** HOME **5-2** AWAY **5-4** NEUTRAL **0-1**

11/28/1987	at UC San Diego	W 116-72	La Jolla, Calif.
*01/24/2001	vs UC San Diego	W 84-75	Phoenix, Ariz.
*01/27/2001	at UC San Diego	W 74-66	La Jolla, Calif.
*01/23/2002	at UC San Diego	W 78-73	La Jolla, Calif.
*01/26/2002	vs UC San Diego	L 72-76	Phoenix, Ariz.
*12/04/2002	at UC San Diego	L 69-82	La Jolla, Calif.
*12/07/2002	vs UC San Diego	W 87-70	Phoenix, Ariz.
*12/04/2003	vs UC San Diego	L 78-82	Phoenix, Ariz.
*12/13/2003	at UC San Diego	W 62-56	La Jolla, Calif.
01/25/2005	at UC San Diego	L 64-78	La Jolla, Calif.
11/25/2005	vs UC San Diego	W 72-60	Phoenix, Ariz.
01/03/2006	at UC San Diego	L 91-94	La Jolla, Calif.
11/20/2006	vs UC San Diego	W 64-62	Phoenix, Ariz.
11/24/2007	vs UC San Diego	W 72-62	Phoenix, Ariz.
01/29/2008	at UC San Diego	L 52-62	La Jolla, Calif.
12/21/2008	vs UC San Diego	L 60-78	Las Vegas, Nev.
11/17/2012	at UC San Diego	W 65-52	La Jolla, Calif.

UNLV REBELS

OVERALL **3-3** HOME **3-0** AWAY **0-3** NEUTRAL --

12/10/1960	vs Nevada Southern	W 83-61	Phoenix, Ariz.
12/09/1961	vs Nevada Southern	W 75-68	Phoenix, Ariz.
01/06/1962	at Nevada Southern	L 42-43	Las Vegas, Nev.
12/08/1962	at Nevada Southern	L 64-75	Las Vegas, Nev.
01/05/1963	vs Nevada Southern	W 79-64	Phoenix, Ariz.
11/02/2010	at UNLV (exhibition)	L 66-90	Las Vegas, Nev.
11/11/2011	at UNLV	L 66-83	Las Vegas, Nev.

UT ARLINGTON MAVERICKS

OVERALL **0-1** HOME **0-1** AWAY -- NEUTRAL --

11/20/2014	vs UT Arlington	L 64-66	Phoenix, Ariz.
------------	-----------------	---------	----------------

UT RIO GRANDE VALLEY VAQUEROS

OVERALL **10-4** HOME **5-2** AWAY **5-2** NEUTRAL --

*01/02/2014	vs Texas-Pan American	W 91-85	Phoenix, Ariz.
*03/08/2014	at Texas-Pan American	W 79-78	Edinburg, Texas
*01/24/2015	at Texas-Pan American	L 72-73	Edinburg, Texas
*02/19/2015	vs Texas-Pan American	W 64-59	Phoenix, Ariz.
*01/07/2016	vs UTRGV	W 83-63	Phoenix, Ariz.
*02/06/2016	at UTRGV	W 64-58	Edinburg, Texas
*01/14/2017	at UTRGV	W 79-66	Edinburg, Texas
*02/09/2017	vs UTRGV	W 76-57	Phoenix, Ariz.
*01/13/2018	vs UTRGV	W 84-71	Phoenix, Ariz.
*02/08/2018	at UTRGV	L 81-83	Edinburg, Texas
*01/12/2019	at UTRGV	W 69-65	Edinburg, Texas
*02/07/2019	vs UTRGV	L 69-72	Phoenix, Ariz.
*01/30/2020	at UTRGV	W 87-79	Edinburg, Texas
*02/29/2020	vs UTRGV	L 80-88	Phoenix, Ariz.

UTAH UTES

OVERALL **0-3** HOME -- AWAY **0-2** NEUTRAL **0-1**

11/12/2010	at Utah	L 48-72	Salt Lake City, Utah
11/21/2013	at Utah	L 54-79	Salt Lake City, Utah
11/23/2018	vs Utah	L 66-75	Fullerton, Calif.

UTAH STATE AGGIES

OVERALL -- HOME -- AWAY -- NEUTRAL --

10/26/2012	at Utah State	L 44-76	Logan, Utah
------------	---------------	---------	-------------

UTAH VALLEY WOLVERINES

OVERALL **10-7** HOME **5-2** AWAY **3-5** NEUTRAL **2-0**

02/15/2005	at Utah Valley State	L 49-71	Orem, Utah
*01/11/2014	at Utah Valley	L 58-65	Orem, Utah
*02/06/2014	vs Utah Valley	L 68-79	Phoenix, Ariz.
*01/15/2015	at Utah Valley	W 83-74	Orem, Utah
*02/14/2015	vs Utah Valley	W 83-57	Phoenix, Ariz.
*01/16/2016	vs Utah Valley	W 99-88	Phoenix, Ariz.
*03/05/2016	at Utah Valley	W 86-79	Orem, Utah
*01/07/2017	vs Utah Valley	W 82-72	Phoenix, Ariz.
*02/18/2017	at Utah Valley	W 77-71	Orem, Utah
*01/27/2018	at Utah Valley	L 56-68	Orem, Utah
*02/24/2018	vs Utah Valley	W 60-59	Phoenix, Ariz.
03/09/2018	vs Utah Valley	W 75-60	Las Vegas, Nev.
*01/03/2019	vs Utah Valley	W 71-60	Phoenix, Ariz.
*03/07/2019	at Utah Valley	L 70-82	Orem, Utah
03/15/2019	vs Utah Valley	W 78-74	Las Vegas, Nev.
*01/25/2020	vs Utah Valley	L 69-73	Phoenix, Ariz.
*02/22/2020	at Utah Valley	L 80-92	Orem, Utah

VALPARAISO CRUSADERS

OVERALL **0-1** HOME -- AWAY -- NEUTRAL **0-1**

11/22/2019	vs Valparaiso	L 74-78	St. Thomas, USVI
------------	---------------	---------	------------------

WEBER STATE WILDCATS

OVERALL **0-1** HOME -- AWAY **0-1** NEUTRAL --

12/10/1980	at Weber State	L 57-72	Ogden, Utah
------------	----------------	---------	-------------

WEST VIRGINIA MOUNTAINEERS

OVERALL **0-1** HOME -- AWAY **0-1** NEUTRAL --

03/20/2019	at West Virginia	L 63-77	Morgantown, W.Va.
------------	------------------	---------	-------------------

OUTLOOK

REVIEW

TEAM

THIS IS GCU

HISTORY

HISTORY » RECORD BY CONFERENCE

AMERICA EAST	1-0	BIG SOUTH	2-0	IVY	0-1
Albany	1-0	Hampton	1-0	Harvard	0-1
		Longwood	1-0		
AMERICAN	1-2	BIG TEN	0-4	METRO ATLANTIC	2-0
Houston	1-0	Illinois	0-2	Marist	1-0
South Florida	0-1	Indiana	0-1	Rider	1-0
Tulsa	0-1	Penn State	0-1		
ACC	0-4	BIG 12	0-3	MID-AMERICAN	1-3
Duke	0-1	Kansas State	0-1	Buffalo	0-1
Louisville	0-3	Texas	0-1	Central Michigan	1-1
		West Virginia	0-1	Eastern Michigan	0-1
ATLANTIC SUN	1-1	BIG WEST	42-35	MID-EASTERN	11-0
Jacksonville	1-0	Cal Poly	1-0	Bethune-Cookman	2-0
Liberty	0-1	CSUN	3-3	Coppin State	1-0
		UC Davis	4-12	Delaware State	2-0
ATLANTIC 10	5-10	UC Irvine	2-0	Florida A&M	2-0
Fordham	0-1	UC Riverside	22-13	Morgan State	1-0
La Salle	1-0	UC San Diego	10-7	Norfolk State	1-0
Saint Joseph's	4-9			North Carolina Central	1-0
				South Carolina State	1-0
BIG EAST	0-2	COLONIAL	--	MOUNTAIN WEST	8-11
Seton Hall	0-1	none		Boise State	1-1
St. John's	0-1			Fresno State	0-1
		CONFERENCE USA	2-1	Nevada	0-1
BIG SKY	58-51	Florida International	1-0	New Mexico	1-4
Idaho	1-1	Marshall	1-0	San Diego State	3-1
Idaho State	0-1	Middle Tennessee	0-1	UNLV	3-3
Montana State	2-0				
Northern Arizona	16-32	HORIZON	4-0	MISSOURI VALLEY	2-4
Portland State	1-0	Illinois-Chicago	2-0	Illinois State	1-0
Sacramento State	1-1	IUPUI	2-0	Missouri State	0-2
Southern Utah	37-15			Northern Iowa	1-1
Weber State	0-1			Valparaiso	0-1



Josh Braun and the Lopes play at No. 1 Duke in 2016



Havocs celebrate as GCU upsets San Diego State on the road in 2016

NORTHEAST	2-0	SOUTHWESTERN	12-0	WESTERN ATHLETIC	133-76
Mount St. Mary's	1-0	Alcorn State	3-0	California Baptist	60-9
Robert Morris	1-0	Arkansas-Pine Bluff	2-0	CSU Bakersfield	20-24
OHIO VALLEY	3-3	Grambling State	1-0	Chicago State	12-2
Eastern Illinois	1-0	Jackson State	1-0	Dixie State	4-12
Jacksonville State	0-2	Mississippi Valley State	4-0	New Mexico State	2-15
SIU-Edwardsville	2-1	Southern	1-0	Seattle U	13-3
PAC-12	0-9	SUMMIT	18-11	Tarleton State	2-0
Arizona	0-5	Denver	1-0	UT Rio Grande Valley	10-4
Arizona State	0-1	Kansas City	13-4	Utah Valley	10-7
Utah	0-3	North Dakota	2-1		
PATRIOT	--	Omaha	1-1		
none		Oral Roberts	0-2		
		Purdue Fort Wayne	0-1		
		South Dakota	1-0		
		South Dakota State	0-2		
SEC	0-1	SUN BELT	2-2		
Kentucky	0-1	Arkansas State	1-0		
SOUTHERN	2-2	Coastal Carolina	0-1		
Abilene Christian	2-0	Little Rock	1-0		
Mercer	0-1	UT Arlington	0-1		
Tennessee-Chattanooga	0-1	WEST COAST	11-15		
SOUTHLAND	3-1	Loyola Marymount	0-1		
Central Arkansas	2-0	Pacific	0-1		
Incarnate Word	0-1	Saint Mary's	0-1		
Lamar	1-0	San Diego	11-11		
		San Francisco	0-1		

**D-I opponents only
Records shown by current conference alignment for
2020-21, not by when game took place*



DeWayne Russell and Gerard Martin at No. 19 Arizona in 2016



The Lopes take on WCC foe San Diego in 2018

HISTORY » ASSISTANT COACHES

Coach	Seasons	Years	Head coach
Lloyd Ayccock^	3	1962-65	Dave Brazell
Dave Babcock^	1	1981-82	Jay Arnote
Sam Ballard	1	2007-08	Scott Mossman
Garrick Barr	4	1986-90	Paul Westphal, Bill Westphal
T.J. Benson^	6	2012-13, 14-19	Russ Pennell, Dan Majerle
Anthony Boone	4	2009-13	Russ Pennell
Harry Cannon	1	2008-09	Dan Nichols
Kyle Critchfield	1	1997-98	Leighton McCrary
Phil Cullen	3	2009-12	Russ Pennell
Isaac Chew	1	2019-20	Dan Majerle
Chris Crevelone	7	2013-20	Dan Majerle
Roger Franks	2	1993-95	Leighton McCrary
Joedy Gardner	1	2003-04	Leighton McCrary
Mike Grothaus^	1	2007-08	Scott Mossman
Bruce Haroldson	2	2004-06	Scott Mossman
J.C. Helton^	3	1977-80	Ben Lindsey
John Hernandez	1	1984-85	John Shumate
Todd Holthaus^	1	1994-95	Leighton McCrary
Troy Hudson	1	1982-83	Jay Arnote
Rodney Johns^	3	1990-93	Leighton McCrary
Norman Karsevar	10	1993-2003	Leighton McCrary
David Lee	1	2006-07	Scott Mossman
Todd Lee	5	2013-18	Dan Majerle
Roger Lefebvre	5	1992-93, 95-98, 2000-01	Leighton McCrary
Tim Lovejoy	1	1990-91	Leighton McCrary
Shawn Lytle	1	2001-02	Leighton McCrary
Ramon Marks	5	1999-2004	Leighton McCrary
Tom Marshall	1	1998-99	Leighton McCrary
Marvin Menzies	1	2019-20	Dan Majerle
Shane Meuschke	1	1993-94	Leighton McCrary
Scott Mossman*	6	1986-90, 95-97	Paul Westphal, Bill Westphal, Leighton McCrary
Mark Nelson	5	2009-14	Russ Pennell, Dan Majerle
Ryan Nelson^	1	2007-08	Scott Mossman
Tommy Nunez	1	1983-84	John Shumate
Jim Pyers^	1	1983-84	John Shumate
Rob Robbins	1	1998-99	Leighton McCrary
Walt Rock	1	1987-88	Paul Westphal
Ed Schilling	0+	2020-pres	Bryce Drew
Casey Shaw	0+	2020-pres	Bryce Drew
Larry Smith	2	2002-04	Leighton McCrary
Jerry Steele	1	1985-86	John Shumate
Kevin Steele	2	1984-86	John Shumate
Matt Spivey	4	2004-08	Scott Mossman
Joel Taylor	1	2008-09	Dan Nichols

Coach	Seasons	Years	Head coach
Ken Troutt	1	1982-83	Jay Arnote
Daven Vo	1	2008-09	Dan Nichols
Jamall Walker	0+	2020-pres	Bryce Drew
Corey Wallace	1	2008-09	Dan Nichols
Larry Watkins	1	2008-09	Dan Nichols
Casey Weitzel	4	2004-08	Scott Mossman
Louis Wilson	1	2018-19	Dan Majerle
Danny Young^	2	1991-93	Leighton McCrary

* also served as a GCU head coach

^ GCU basketball alumnus

SUPERLATIVES


Longest tenured	10	Norman Karsevar	1993-2003
	7	Chris Crevelone	2013-20
	6	Scott Mossman	1986-90, 95-97
	6	T.J. Benson	2012-13, 14-19

With three head coaches

Scott Mossman (Paul Westphal, Bill Westphal, Leighton McCrary)



T.J. Benson (left) is one of 10 GCU alums to serve as an assistant coach



Chris Crevelone is the second-longest tenured Lopes assistant

» INDIVIDUAL HONORS

1970-71	Joe Burnside	NAIA All-District VII	1994-95	Eric Langford	CCAA Player of the Year	2011-12	Jerome Garrison	PacWest Co-Freshman of the Year
				Horacio Llamas	CCAA All-Tournament MVP		Kyle Speed	All-PacWest First Team
1971-72	Jim Irvine	NAIA All-District VII	1995-96	Horacio Llamas	NCAA DII Player of the Year		Braylon Pickrel	All-PacWest Second Team
				Horacio Llamas	NCAA DII All-American First Team	2012-13	Nick Witherill	All-PacWest Honorable Mention
1972-73	Bayard Forrest	NAIA All-District VII		Eric Langford	NCAA DII All-American Honorable Mention		Josh Lowery	All-PacWest First Team
				Eric Langford	All-CCAA First Team		Killian Larson	All-PacWest Second Team
1973-74	Bayard Forrest	NAIA All-American First Team		Horacio Llamas	All-CCAA First Team		Braylon Pickrel	All-PacWest Honorable Mention
	Bayard Forrest	NAIA All-District VII		Kenny Archbold	All-CCAA Second Team	2013-14	Killian Larson	All-WAC First Team
1974-75	Bayard Forrest	NAIA All-American First Team	1996-97	Kenny Archbold	All-CCAA First Team		Jerome Garrison	All-WAC Second Team
	Bayard Forrest	NAIA Tournament MVP		Tony Gillette	All-CCAA Second Team		Jerome Garrison	All-WAC Defensive Team
	Bayard Forrest	NAIA All-District VII		Larry Reed	All-CCAA Honorable Mention		Daniel Alexander	All-WAC Newcomer Team
1975-76	Bayard Forrest	NAIA All-American First Team	1997-98	Jerry Allen	All-CCAA First Team	2014-15	Joshua Braun	All-WAC Newcomer Team
	David Everett	NAIA All-American First Team		Prince Edmonds	All-CCAA Honorable Mention		DeWayne Russell	All-WAC Second Team
	Ben Lindsay	NAIA Coach of the Year		Enrique Zuinga	All-CCAA Honorable Mention		DeWayne Russell	All-WAC Newcomer Team
	Bayard Forrest	NAIA All-District VII	1998-99	Prince Edmonds	All-CCAA Second Team		Jerome Garrison	All-WAC Defensive Team
	David Everett	NAIA All-District VII		Enrique Zuinga	All-CCAA Honorable Mention	2015-16	Joshua Braun	First Team All-WAC
1976-77	George Hall	NAIA All-District VII	1999-00	Toure Knighton	All-CCAA Second Team		Joshua Braun	CoSida First Team Academic All-American
				Toure Knighton	All-CCAA Second Team		Joshua Braun	NABC All-Region VI Second Team
1977-78	Nate Stokes	NAIA All-American Third Team	2000-01	Toure Knighton	All-CCAA Honorable Mention		Joshua Braun	All-WAC Second Team
				Eddit Turner	All-CCAA Honorable Mention		Grandy Glaze	All-WAC Second Team
1984-85	Kevin Warren	NAIA All-District VII	2001-02	Del Somers	All-CCAA First Team		Grandy Glaze	All-WAC Newcomer Team
	Kevin Warren	NAIA Academic All-American		Del Somers	All-CCAA First Team		Grandy Glaze	NABC All-Region VI Second-Team
1985-86	Kevin Warren	NAIA All-District VII	2002-03	Del Somers	All-CCAA First Team	2016-17	DeWayne Russell	All-WAC First Team
	Kevin Warren	NAIA Academic All-American		John Janssen	All-CCAA Second Team		DeWayne Russell	Joe Kearney Award Winner
	Kevin Warren	CoSIDA All-American Second Team	2004-05	Noe Alonzo	NCAA DII Independent Player of the Year		Joshua Braun	WAC Preseason Player of the Year
1987-88	Rodney Johns	NAIA All-American Third Team		Prileu Davis	NCAA DII Independent Defensive Player of the Year		Joshua Braun	All-WAC First Team
	Rodney Johns	NAIA Tournament MVP		Noe Alonzo	NCAA DII Independent All-American		Joshua Braun	CoSida First Team Academic All-American
	Rodney Johns	NAIA All-Tournament Team	2005-06	Noe Alonzo	NCAA DII Independent Player of the Year		Gerard Martin	All-WAC Defensive Team
1988-89	Craig Johnson	NAIA All-District VII		Noe Alonzo	NCAA DII Independent All-American	2017-18	Alessandro Lever	WAC Freshman of the Year
	Mike Ledbetter	NAIA All-District VII Honorable Mention		Rich Davis	NCAA DII Independent All-American		Alessandro Lever	All-WAC First Team
	Dani Williams	NAIA All-District VII Honorable Mention		Ryan Nelson	NCAA DII Independent All-American		Alessandro Lever	All-WAC Newcomer Team
1989-90	David McDaniel	NAIA All-District VII		Bryan Lee	NCAA DII Independent All-American Third Team		Joshua Braun	WAC Preseason Player of the Year
				Scott Mossman	NCAA DII Independent Coach of the Year		Joshua Braun	All-WAC Second Team
1990-91	Maurice Carter	NAIA All-District VII	2006-07	Rich Davis	All-PacWest First Team		Oscar Frayer	All-WAC Defensive Team
	Maurice Carter	All-Great Northwest Conf. Second Team		Bryan Lee	All-PacWest First Team	2018-19	Alessandro Lever	WAC Preseason Player of the Year
	Joey Allison	NAIA All-District VII Honorable Mention		Rudy Bogan	All-PacWest Second Team		Michael Finke	All-WAC First Team
1991-92	Chad Briscoe	NCAA DII All-American Honorable Mention		Scott Mossman	PacWest Coach of the Year		Michael Finke	All-WAC Newcomer Team
	Chad Briscoe	NCAA West Region All-Tournament Team	2007-08	Rudy Bogan	All-PacWest First Team		Carlos Johnson	All-WAC Second Team
	Chad Briscoe	All-Great Northwest Conference					Carlos Johnson	All-WAC Newcomer Team
	Darrell Peoples	All-GNC Second Team	2008-09	Engen Nurumbi	All-PacWest First Team	2019-20	Carlos Johnson	NABC All-District Second Team
	Leighton McCrary	GNC Coach of the Year		Engen Nurumbi	PacWest Newcomer of the Year		Gerard Martin	All-WAC Defensive Team
1992-93	Chad Briscoe	NCAA DII Bulletin Second Team All-American		Dave Cuen	All-PacWest Second Team		Jovan Blacksher Jr.	WAC Freshman of the Year
	Chad Briscoe	NCAA DII NBCA Third Team All-American	2009-10	TJ Benson	All-PacWest Second Team		Carlos Johnson	All-WAC Second Team
	Chad Briscoe	NCAA DII Times Third Team All-American		Brad Carroll	All-PacWest Second Team		Alessandro Lever	All-WAC Second Team
	Chad Briscoe	West Region First Team	2010-11	Kyle Speed	All-PacWest Second Team		Mikey Dixon	All-WAC Newcomer Team
	Chad Briscoe	Pacific West Conference POY		Gaby Ngoundjo	All-PacWest Honorable Mention	2020-21	Alessandro Lever	Preseason All-WAC First Team
	Chad Briscoe	All-Pac West Conference		Nick Witherill	All-PacWest Honorable Mention		Jovan Blacksher Jr.	Preseason All-WAC Second Team
	Darrell Peoples	All-Pac West Conference					Oscar Frayer	Preseason All-WAC Second Team
	Todd Holthaus	GTE Academic All-American Second Team						
	Todd Holthaus	Academic All-Pac West Conference						

HISTORY » ALL-TIME ROSTER & STATS

A

NAME	YEARS	G	PTS	PPG	REB	RPG	AST	BLK	STL	FG%
Acker, Joe	1970-71	22	104	4.7	57	2.6	10	0	12	33.6
Adams, Jeremy	2013-14	16	92	5.8	42	2.6	10	1	6	31.6
Adeyemi, dabi Yato	2006-07	2	0	0.0	0	0.0	0	0	0	0.0
Aidoo, Fiifi	2016-18	60	252	4.2	97	1.6	56	14	36	36.8
Akre, Ron	1986-88	76	438	5.8	163	2.1	76	21	29	48.2
Alexander, Bobby	1996-97	29	120	4.1	81	2.8	8	17	7	47.2
Alexander, Daniel	2013-15	51	541	10.6	265	5.2	98	58	31	44.9
Alexander, T.A.	1981-82	8	12	1.5	10	1.3	4	0	0	38.5
Allen, Jerry	1996-98	56	902	16.1	270	4.8	169	29	108	52.8
Allen, Nehemiah	2016-18	11	5	0.5	5	0.5	0	0	1	66.7
Allen, Virgil	1980-81	23	121	5.3	61	2.7	17	0	2	50.0
Allison, Joey	1989-91	61	346	5.7	153	2.5	202	5	122	53.0
Alonzo, Noe	2004-06	56	1,024	18.3	290	5.2	84	26	46	52.1
Alvarado, Andy	1973-74	6	2	0.3	1	0.2	0	0	0	33.3
Amoaku, Kwaku	1998-00	27	15	0.6	19	0.7	8	0	3	21.7
Anfinson, Dave	1959-63	31	46	1.5	60	1.9	2	0	7	40.0
Archbold, Kenny	1994-97	86	1,276	14.8	334	3.9	214	29	198	47.0
Arvizu, Ray	1977-79	60	906	15.1	177	3.0	131	97	72	49.2
Aycock, Lloyd	1959-62	56	125	2.2	98	1.8	28	0	31	32.9

B

NAME	YEARS	G	PTS	PPG	REB	RPG	AST	BLK	STL	FG%
Babcock, David	1978-79	5	4	0.8	8	1.6	3	0	2	100.0
Babcock, Rob	1970-74	103	460	4.5	166	1.6	124	0	25	38.8
Bacon, Richard	1975-79	114	703	6.2	197	1.7	196	0	122	42.4
Baird, Bill	1958-59	2	6	3.0	2	1.0	0	0	1	75.0
Baker, Charlie	1952-56	34	110	3.2	86	2.5	0	0	0	31.6
Baker, Doug	1955-59	86	1,373	16.0	666	7.7	29	0	72	39.5
Baker, Kwell	1999-01	38	203	5.3	157	4.1	28	18	11	38.3
Baker, Randy	1954-55	7	21	3.0	12	1.7	0	0	0	34.6
Baker, Sharky	1952-53	2	0	0.0	2	1.0	0	0	0	0.0
Bangai, Louis	2019-20	16	5	0.3	10	0.6	1	1	0	16.7
Barfield, Larry	1964-65	2	1	0.5	1	0.5	0	0	0	0.0
Barnes, Daryl	1953-59	10	6	0.6	17	1.7	2	0	2	0.0
Barnes, John	1949-50	-	10	-	0	0.0	0	0	0	100.0
Barnes, Paul	1951-52	5	1	0.2	0	0.0	0	0	0	0.0
Barquin, Bill	1996-98	51	158	3.1	39	0.8	20	4	19	33.3
Barrs, Yul	1994-95	28	138	4.9	53	1.9	23	2	19	45.0
Bartzis, Pete	1978-79	5	14	2.8	2	0.4	1	0	5	50.0
Barwick, Tommy	1957-58	1	0	0.0	0	0.0	0	0	0	0.0
Bateman, Kelly	1971-75	64	181	2.8	69	1.1	36	0	17	35.8
Bateman, Wayne	1965-67	51	1,076	21.1	452	8.9	46	0	71	42.9
Baxter, Rodney	1971-73	58	417	7.2	263	4.5	59	0	32	37.7
Benion, David	1979-80	21	139	6.6	53	2.5	80	0	23	43.3
Benson, Casey	2017-18	34	330	9.7	143	4.2	152	4	25	37.6
Benson, T.J.	2009-10	32	321	10.0	62	1.9	96	0	22	40.4
Bisbee, Chuck	1955-59	29	37	1.3	46	1.6	3	0	2	14.3
Blacksher Jr., Jovan	2019-pres	30	322	10.7	164	5.5	109	1	48	42.1
Blake, Jack	1959-60	24	148	6.2	77	3.2	38	0	47	31.3
Blumbergs, Roberts	2017-19	54	236	4.4	143	2.6	32	20	19	38.5
Boatright, Mike	1980-84	118	724	6.1	592	5.0	230	0	6	45.5
Bogan, Rudy	2006-08	56	769	13.7	249	4.4	65	32	52	49.3
Bonham, Dave	1959-60	14	38	2.7	8	0.6	2	0	4	34.9
Boone, Camyn	2012-13	27	52	1.9	45	1.7	6	13	5	39.0
Braun, Joshua	2014-18	122	1,714	14.0	565	4.6	140	74	91	42.7
Bretz, Gary	1971-72	26	64	2.5	76	2.9	4	0	4	36.0
Brewer, Gerry	1962-64	43	837	19.5	293	6.8	69	0	113	43.5
Briscoe, Chad	1991-93	58	1,313	22.6	215	3.7	224	6	155	51.0
Brower, Tim	1979-80	7	4	0.6	7	1.0	1	0	0	50.0
Brown, Garrett	2002-03	26	70	2.7	21	0.8	11	0	9	29.7
Brown, Isaiah	2019-20	30	278	9.3	118	3.9	51	4	21	43.5
Brown, Phil	1963-65	33	256	7.8	135	4.1	17	0	25	42.2
Brumback, Everett	1949-50	-	9	-	0	0.0	0	0	0	100.0
Burdette, Scott	1973-75	63	223	3.5	83	1.3	115	0	68	39.4
Burnside, Joe	1968-70	52	881	16.9	184	3.5	99	0	83	44.7
Bush, Steve	1963-64	15	51	3.4	25	1.7	2	0	2	43.8
Buzzard, Bob	1961-62	17	161	9.5	61	3.6	10	0	22	32.0
Byron, Ron	1997-98	19	68	3.6	25	1.3	7	1	9	31.6

C

NAME	YEARS	G	PTS	PPG	REB	RPG	AST	BLK	STL	FG%
Campbell, Joe	1978-79	9	12	1.3	3	0.3	1	0	1	60%
Capriotti, James	1994-95	9	14	1.6	9	1.0	3	0	1	16.7%
Carlile, Jim	1966-67	14	137	9.8	14	1.0	9	0	11	37.6%
Carr, Shaq	2016-18	48	220	4.6	97	2.0	121	5	27	48.4%
Carranza, Frank	2002-04	50	154	3.1	98	2.0	38	4	20	34.1%
Carrion, Adrian	2016-17	5	6	1.2	2	0.4	3	0	1	66.7%
Carrroll, Brad	2009-13	90	693	7.7	256	2.8	197	2	75	40.4%
Carter, Billy	1982-84	57	396	6.9	132	2.3	52	0	0	43.5%
Carter, Jim	1954-57	25	80	3.2	80	3.2	0	0	0	33.3%
Carter, London	2007-08	5	8	1.6	3	0.6	1	0	0	40.0%
Carter, Maurice	1990-92	58	1,040	17.9	191	3.3	102	10	68	43.3%
Cathey, Curtis	1994-95	11	64	5.8	33	3.0	9	3	6	37.9%
Cecil, Dave	1984-85	28	229	8.2	208	7.4	34	24	16	47.2%
Chambers, Shansan	2006-09	34	210	6.2	46	1.4	58	0	26	43.4%
Chaney, Tariq	1999-00	15	7	0.5	8	0.5	6	0	1	0.0%
Chase, Bob	1969-71	33	257	7.8	63	1.9	33	0	26	45.0%
Chin, Marques	2000-01	19	65	3.4	44	2.3	35	3	17	31.8%
Churchill, Jeff	1976-80	75	152	2.0	91	1.2	19	0	2	43.1%
Clark, Darion	2016-17	20	156	7.8	132	6.6	5	6	16	52.2%
Collins, Jim	1969-71	54	415	7.7	295	5.5	7	0	6	44.1%
Conner, Jerry	1961-63	41	207	5.0	272	6.6	17	0	37	33.7%
Cook, Jim	1961-63	42	373	8.9	120	2.9	37	0	47	41.7%
Cordova, Joe	1962-63	4	12	3.0	7	1.8	2	0	0	25.0%
Corley, Bob	1966-67	17	37	2.2	20	1.2	2	0	1	50.0%
Corley, Guy	1994-96	57	278	4.9	234	4.1	55	8	15	55.3%
Costello, Chris	2000-01	22	66	3.0	36	1.6	13	11	6	46.0%
Craig, Larry	1982-83	5	2	0.4	0	0.0	1	0	0	16.7%
Craig, Les	1975-76	7	12	1.7	4	0.6	1	0	1	40.0%
Crain, Johnny	1957-58	2	0	0.0	1	0.5	0	0	0	0.0%
Crow, Jerry	1954-55	3	14	4.7	12	4.0	0	0	0	33.3%
Cuen, David	2008-09	23	325	14.1	131	5.7	25	13	36	43.4%
Cuen, Eric	2008-09	26	222	8.5	150	5.8	48	30	33	50.0%
Currier, Dillon	2011-12	4	3	0.8	2	0.5	1	0	0	0.0%
Currier, Travis	2009-12	15	4	0.3	2	0.1	1	1	0	100%


D

NAME	YEARS	G	PTS	PPG	REB	RPG	AST	BLK	STL	FG%
Dahlberg, Jeremy	2003-04	19	23	1.2	6	0.3	2	0	6	31.3%
Dale, Parker	2017-18	3	1	0.3	1	0.3	0	0	0	0.0%
Dalessio, Ron	1987-88	18	1	1.7	9	0.5	13	1	2	41.9%
Daly, Sam	2013-15	34	141	4.1	71	2.1	91	5	21	44.5%
Daniels, Arthur	1999-02	79	576	7.3	385	4.9	87	38	61	45.0%
Darrington, Craig	1971-73	50	192	3.8	124	2.5	20	0	10	44.3%
Daugherty, Kevin	2008-09	24	52	2.2	21	0.9	25	1	5	32.8%
Davis, Blake	2011-2014	86	508	5.9	310	3.6	111	39	53	39.4%
Davis, Bob	1949-53	24	59	2.5	1	0.1	0	0	0	90.0%
Davis, De'Andre	2014-16	63	378	6.0	137	2.2	119	9	47	48.9%
Davis, Prileu	2004-05	29	391	13.5	86	3.0	67	4	30	44.5%
Davis, Richard	2005-07	56	973	17.4	169	3.0	117	4	61	44.9%
Davis, Rick	1983-85	36	96	2.7	79	2.2	17	0	7	54.7%
Dawson, Ed	1976-78	27	49	1.8	15	0.6	25	0	13	33.3%
Day, Mike	2003-05	41	318	7.8	258	6.3	21	10	19	46.7%
Day, Howard	1954-58	60	730	12.2	199	3.3	13	0	21	35.9%
Dean, T.C.	1956-59	64	1,210	18.9	1,063	16.6	38	0	55	52.4%
Deines, Bob	1957-59	40	757	18.9	136	3.4	43	0	113	43.2%
Dempster, Brandon	2007-09	50	387	7.7	140	2.8	60	11	28	44.2%
Dixon, Mikey	2019-pres	18	213	11.8	43	2.4	27	1	12	41.6%
Dobrzenski, Jovian	2000-02	53	507	9.6	101	1.9	81	5	45	36.7%
Dollar, Lee	1966-67	5	2	0.4	7	1.4	0	0	0	50.0%
Doughty, Cramer	2009-10	12	2	0.2	3	0.3	3	0	1	0.0%
Drechsel, Trey	2018-19	34	276	8.1	197	5.8	82	7	30	43.0%
Duliakas, Brandon	2009-10	22	26	1.2	18	0.8	2	6	2	50.0%
Duncan, Tony	1979-81	57	544	9.5	310	5.4	57	0	33	45.4%
Dunson, Steve	1971-74	47								

Embry, Tom	1960-61	2	0	0.0	1	0.5	0	0	0	0.0%
Enge, Robert	1987-89	51	496	9.7	357	7.0	35	26	33	53.7%
Ernst, Gary	1968-70	37	425	11.5	225	6.1	37	0	17	50.0%
Eshelman, Don	1955-57	10	50	5.0	23	2.3	0	0	0	29.2%
Estelle, Jevon	2013-16	30	23	0.8	13	0.4	6	0	2	33.3%
Everett, David	1971-76	107	969	9.1	467	4.4	191	0	192	47.8%
Eymann, Chris	1992-94	53	231	4.4	128	2.4	16	10	6	53.3%

F

NAME	YEARS	G	PTS	PPG	REB	RPG	AST	BLK	STL	FG%
Farmer, Stan	1968-70	44	111	2.5	114	2.6	11	0	22	42.5%
Farrell, Charlie	1978-80	56	608	10.9	378	6.8	154	0	106	43.4%
Faver, Fred	1961-62	1	0	0.0	0	0.0	0	0	0	0.0%
Fearen, Ray	1982-83	28	108	3.9	66	2.4	15	0	0	44.8%
Fetters, Micah	2011-13	23	20	0.9	5	0.2	5	0	2	32.0%
Fierros, Manny	2007-08	5	26	5.2	12	2.4	9	0	2	36.4%
Finke, Michael	2018-19	31	375	12.1	157	5.1	43	2	9	53.9%
Finke, Tim	2018-19	34	118	3.5	97	2.9	30	4	12	36.7%
Finney, Tyrone	1994-96	57	527	9.2	116	2.0	105	5	76	45.0%
Foote, Ernie	1965-68	72	553	7.7	131	1.8	41	0	64	34.7%
Foreman, Justin	2011-14	80	502	6.3	206	2.6	71	5	56	40.8%
Forrest, Bayard	1972-76	122	2,195	18.0	1,544	12.7	421	0	140	53.5%
Forrest, Dan	1950-54	70	838	12.0	342	4.9	0	0	0	47.6%
Forrest, Jon	1973-77	108	365	3.4	256	2.4	58	0	26	39.2%
Forrest, Nelson	1949-55	44	513	11.7	228	5.2	0	0	0	51.1%
Forrest, Truett	1972-76	91	138	1.5	104	1.1	47	0	27	38.4%
Fossum, Dub	1962-66	69	373	5.4	95	1.4	33	0	42	36.5%
Foster, Alyx	2009-10	28	23	0.8	23	0.8	9	2	6	24.2%
Frank, Noel	1960-62	31	388	12.5	245	7.9	38	0	48	41.4%
Franklin, Jim	1953-55	42	287	6.8	195	4.6	0	0	0	32.7%
Frayer, Oscar	2016-pres	97	812	8.4	454	4.7	101	73	104	43.6%
French, Bill	1963-65	44	779	17.7	383	8.7	45	0	41	45.3%
Fudge, Jeff	1985-86	27	227	8.4	63	2.3	83	3	56	48.5%



Bayard Forrest led Grand Canyon to an NAIA title before playing for the Suns

G

NAME	YEARS	G	PTS	PPG	REB	RPG	AST	BLK	STL	FG%
Gagnon, Duane	1965-69	96	1,490	15.5	847	8.8	45	0	85	44.2%
Gaines, Cliff	1989-91	53	298	5.6	170	3.2	50	17	20	64.1%
Gallagher, Bob	1985-88	91	834	9.2	527	5.8	95	73	72	51.5%
Gantt, Bobby	1985-86	25	114	4.6	32	1.3	63	0	39	45.1%
Garcia, Ralph	1950-51	1	4	4.0	0	0.0	0	0	0	0.0%
Gardner, Jack	1950-52	15	26	1.7	0	0.0	0	0	0	100.0%
Garner, Dante	2001-03	48	282	5.9	207	4.3	57	18	29	38.7%

Garrison, Jerome	2011-15	119	1,265	10.6	311	2.6	185	44	64	44.2%
Gast, Keith	1969-70	15	38	2.5	13	0.9	3	0	3	37.8%
Geer, Nathan	1995-96	10	12	1.2	8	0.8	4	0	5	20.0%
Geerders, Gijs	1989-90	31	191	6.2	163	5.3	16	60	8	56.5%
George, Bill	1956-57	3	0	0.0	1	0.3	0	0	0	0.0%
George, Rufus	1957-58	1	2	2.0	0	0.0	0	0	0	100.0%
Gerdes, Raef	2018-pres	21	14	0.7	3	0.1	7	0	1	33.3%
Gilbert, Archie	1956-57	10	43	4.3	57	5.7	0	0	0	22.5%
Gilchrist, Wayne	1980-82	56	497	8.9	153	2.7	110	0	43	44.0%
Gillette, Tony	1996-97	29	315	10.9	177	6.1	30	12	34	52.3%
Gilliam, Gary	1960-63	66	636	9.6	418	6.3	67	0	47	40.9%
Gillis, Bryan	1982-83	31	288	9.3	167	5.4	14	0	0	59.0%
Glaze, Grandy	2015-16	33	461	14.0	290	8.8	26	0	18	59.6%
Glenn, Andray	2005-08	79	503	6.4	253	3.2	25	13	9	58.0%
Golleher, Michael	2008-09	25	40	1.6	36	1.4	7	4	8	41.9%
Gonzales, David	2006-08	36	256	7.1	70	1.9	44	1	21	48.9%
Gonzales, Josh	1994-96	57	295	5.2	70	1.2	70	3	58	34.9%
Goodere, Justin	1999-00	11	2	0.2	7	0.6	1	0	0	20.0%
Gorraiz, Pete	1951-54	46	285	6.2	87	1.9	0	0	0	44.0%
Gottlieb, Dan	2000-01	13	15	1.2	19	1.5	2	1	0	70.0%
Graves, John	1983-84	20	180	9.0	80	4.0	21	0	0	47.6%
Graves, Ricky	1984-85	17	35	2.1	4	0.2	29	0	13	50.0%
Gray, Bob	1956-57	24	180	7.5	126	5.3	0	0	0	38.1%
Gray, Brian	1980-82	55	155	2.8	237	4.3	42	0	0	30.1%
Green, Curtis	2003-05	56	397	7.1	151	2.7	140	4	50	35.6%
Greene, Devon	2006-07	22	254	11.5	88	4.0	30	11	19	43.9%
Greene, Mike	1986-87	37	428	11.6	239	6.5	37	23	59	51.1%
Greer, Bert	1950-54	64	348	5.4	49	0.8	0	0	0	62.7%
Greer, Ricky	2003-05	33	22	0.7	27	0.8	4	3	3	41.7%
Grindatto, Jean-Marc	1983-84	28	118	4.2	48	1.7	9	0	0	56.5%
Grothaus, Mike	2004-06	32	51	1.6	60	1.9	72	1	11	31.6%
Gutierrez, Fredy	1993-94	26	148	5.7	41	1.6	42	0	16	37.6%

H

NAME	YEARS	G	PTS	PPG	REB	RPG	AST	BLK	STL	FG%
Haddow, Mike	1973-75	63	1,015	16.1	232	3.7	125	0	81	47.5%
Hall, Andre	1997-99	54	457	8.5	295	5.5	30	94	23	49.2%
Hall, George	1976-78	61	926	15.2	558	9.1	63	0	42	49.6%
Hall, Nelson	1985-86	4	18	4.5	3	0.8	5	0	0	31.8%
Hall, Royce	2003-04	26	417	16.0	102	3.9	40	0	38	40.2%
Hamilton, Danny	1983-84	1	0	0.0	0	0.0	0	0	0	0.0%
Hanley, Terry	1962-66	84	619	7.4	186	2.2	57	0	44	43.9%
Hansen, Nathan	1995-98	80	182	2.3	193	2.4	40	150	38	51.1%
Harris, Sean	2001-03	54	620	11.5	130	2.4	110	10	66	39.7%
Harrison, Toby	1981-82	9	24	2.7	21	2.3	1	0	0	62.5%
Harrison, Wayne	1974-77	18	23	1.3	18	1.0	3	0	3	31.8%
Hayes, Chester	1990-94	115	1,076	9.4	286	2.5	292	7	131	45.9%
Hegler, Bill	1956-59	34	38	1.1	45	1.3	0	0	7	21.7%
Helton, Eugene	1971-73	58	406	7.0	137	2.4	128	0	50	40.5%
Helton, J.C.	1965-68	76	526	6.9	191	2.5	172	0	139	38.3%
Henderson, Reggye	1984-85	9	32	3.6	23	2.6	8	2	7	46.7%
Henige, Bob	1985-87	60	385	6.4	319	5.3	52	26	56	56.8%
Herrington, Hank	1977-79	26	42	1.6	26	1.0	9	0	1	40.5%
Hersha, Derek	1995-97	38	57	1.5	48	1.3	12	5	13	36.9%
Hester, Seneca	1998-99	25	53	2.1	23	0.9	18	0	15	45.0%
Hightower, Rodney	1973-75	63	694	11.0	501	8.0	158	0	74	46.5%
Hill, Bob	1952-56	89	1,080	12.1	810	9.1	0	0	0	37.2%
Hill, Dane	2008-09	27	51	1.9	62	2.3	57	0	35	37.5%
Hodo, Dewan	1983-84	2	0	0.0	1	0.5	0	0	0	0.0%
Holm, George	1975-77	56	466	8.3	285	5.1	79	0	29	46.3%
Holt, Dennis	1966-67	6	11	1.8	6	1.0	2	0	1	33.3%
Holthaus, Todd	1991-93	56	599	10.7	275	4.9	30	35	44	59.1%
Hopewell, Allen	1968-69	1	0	0.0	0	0.0	0	0	0	0.0%
Hudgens, Trent	1992-94	27	40	1.5	21	0.8	21	1	11	33.3%
Hunter, Brian	2002-04	29	176	6.1	110	3.8	12	3	13	46.0%

I

NAME	YEARS	G	PTS	PPG	REB	RPG	AST	BLK	STL	FG%
Inman, Spencer	1998-00	54	532	9.9	133	2.5	61	5	54	40.5%
Irvine, Jim	1970-74	115	1,420	12.3	764	6.6	229	0	210	42.7%

HISTORY » ALL-TIME ROSTER & STATS

J

NAME	YEARS	G	PTS	PPG	REB	RPG	AST	BLK	STL	FG%
Jackson, Matt	2014-19	116	481	4.1	329	2.8	105	28	34	41.2%
Jackson, Mickey	1956-57	4	2	0.5	3	0.8	0	0	0	20.0%
Jackson, Olint	1951-52	10	3	0.3	0	0.0	0	0	0	0.0%
Jackson, Ray	1977-85	72	146	2.0	117	1.6	5	5	5	51.0%
Jackson, Roger	1963-65	9	13	1.4	7	0.8	1	0	1	50.0%
Jakes, David	1963-64	12	18	1.5	15	1.3	0	0	5	25.0%
Jaksic, Miroslav	2014-15	13	36	2.8	16	1.2	0	4	0	51.7%
James, Darrell	1984-87	91	298	3.3	143	1.6	68	6	55	45.6%
Janssen, John	2000-03	70	541	7.7	323	4.6	45	25	41	57.5%
Jenkins, Lorenzo	2019-20	30	231	7.7	101	3.4	26	4	10	43.1%
Johns, Rodney	1986-88	71	954	13.4	265	3.7	285	18	161	54.4%
Johnson, Carlos	2018-20	64	949	14.8	291	4.5	99	18	62	47.1%
Johnson, Chris	2010-12	33	205	6.2	73	2.2	30	5	11	44.1%
Johnson, Craig	1987-89	72	909	12.6	168	2.3	455	18	118	50.2%
Johnson, Davin	1997-98	21	44	2.1	13	0.6	7	0	10	45.2%
Johnson, Estevan	1993-94	28	81	2.9	39	1.4	8	3	6	36.4%
Johnson, Mike	1989-92	36	127	3.5	87	2.4	8	2	8	51.3%
Johnston, Jim	1961-64	19	89	4.7	78	4.1	3	0	10	36.3%
Jones, Carlton	1967-69	45	329	7.3	290	6.4	19	0	27	46.3%
Jones, Derek	1989-91	63	512	8.1	276	4.4	37	12	18	51.9%
Jones, Dormin	1983-84	6	51	8.5	19	3.2	2	0	0	60.0%
Jones, Elliot	1982-83	21	231	11.0	50	2.4	84	0	0	46.8%
Jones, John	1990-93	52	287	5.5	171	3.3	56	14	23	39.7%
Jones, Steve	1988-90	64	426	6.7	230	3.6	82	25	48	53.3%
Joyce, James	1975-76	21	26	1.2	30	1.4	1	0	1	42.9%
Juarez, Isaiah	2014-15	6	2	0.3	1	0.2	1	0	0	50.0%

K

NAME	YEARS	G	PTS	PPG	REB	RPG	AST	BLK	STL	FG%
Kanis, Brad	2007-08	26	187	7.2	102	3.9	9	47	4	48.1%
Karre, Milee	2005-09	105	666	6.3	245	2.3	194	2	62	37.3%
Karuletwa, Jack	1993-94	8	10	1.3	10	1.3	1	2	0	21.4%
Kay, Wickie	1954-55	3	8	2.7	7	2.3	0	0	0	57.1%
Kennedy, Kevin	1984-85	25	321	12.8	117	4.7	32	3	14	51.4%
Key, Damon	1999-00	5	18	3.6	14	2.8	4	0	2	26.7%
King, Leland	1985-86	3	5	1.7	3	1.0	1	0	0	50.0%
Knight, Steve	1960-61	20	12	0.6	8	0.4	4	0	5	20.0%
Knighthon, Touré	1997-01	102	1,032	10.1	544	5.3	211	29	152	42.8%
Knox, Al	1953-55	20	239	12.0	82	4.1	0	0	0	36.7%
Kopke, Jerry	1955-56	-	2	-	4	-	0	0	0	0.7%
Kovacic, Emilio	1987-88	30	289	9.6	172	5.7	9	44	15	54.7%
Kulovitz, Bob	1982-83	31	203	6.5	114	3.7	14	0	0	49.4%
Kyle, Anthony	1992-93	26	50	1.9	70	2.7	16	17	9	47.8%

L

NAME	YEARS	G	PTS	PPG	REB	RPG	AST	BLK	STL	FG%
Lamb, Terry	1979-81	59	424	7.2	151	2.6	123	0	63	45.9%
Langford, Eric	1994-96	57	949	16.6	387	6.8	139	23	74	51.9%
Larson, Killian	2012-14	61	874	14.3	626	10.3	51	17	30	52.2%
Lawal, Abidemi	1977-78	6	3	0.5	2	0.3	1	0	0	14.3%
Lawson, Glen	1950-51	4	1	0.3	0	0.0	0	0	0	0.0%
Layne, Charles	1967-68	6	11	1.8	5	0.8	0	0	5	27.3%
Leach, Ken	1959-60	10	36	3.6	16	1.6	1	0	3	38.5%
Lebeck, Ken	1985-86	4	31	7.8	24	6.0	0	1	1	35.0%
Ledbetter, Mart	1973-74	6	8	1.3	3	0.5	1	0	0	37.5%
Ledbetter, Mike	1987-89	69	837	12.1	239	3.5	176	4	64	50.5%
Lee, Bryan	2004-07	83	785	9.5	455	5.5	76	147	62	61.5%
Lever, Alessandro	2017-pres	98	1,310	13.4	473	4.8	153	22	40	47.9%
Lewis, Ron	1964-68	22	44	2.0	27	1.2	2	0	4	28.8%
Lindsey, Benny	1959-62	65	1,235	19.0	827	12.7	97	0	154	44.4%
Ljeskovic, Uros	2015-16	22	51	2.3	25	1.1	2	2	6	50.0%
Llamas, Horacio	1994-96	57	931	16.3	536	9.4	127	172	55	54.3%
Lloyd, Liam	2020-pres									
Lopez, Dave	1967-68	17	141	8.3	53	3.1	16	0	28	44.8%
Lopez, Mario	1988-89	28	233	8.3	180	6.4	37	49	33	58.7%
Lowery, Jeff	2012-14	35	111	3.2	39	1.1	43	1	28	57.4%
Lowery, Joshua	2012-13	31	412	13.3	110	3.5	106	1	38	45.5%
Luster, Rick	1972-73	5	6	1.2	0	0.0	0	0	0	100.0%

M

NAME	YEARS	G	PTS	PPG	REB	RPG	AST	BLK	STL	FG%
Magee, Dominic	2015-16	22	158	7.2	46	2.1	34	0	17	37.7%
Majerle, Ryan	2014-16	66	392	5.9	140	2.1	38	11	15	42.5%
Makinde, Ladi	2006-08	54	364	6.7	170	3.1	182	14	50	46.3%
Manning, Vincent	1991-93	50	128	2.6	16	0.3	16	0	5	39.7%
Martin, Dan	1976-77	24	70	2.9	30	1.3	6	0	9	49.2%
Martin, Gerard	2015-19	119	497	4.2	355	3.0	236	36	113	38.6%
Martin, Harry	1958-62	35	68	1.9	35	1.0	6	0	14	33.8%
Mattson, Gary	1957-61	71	1,010	14.2	634	8.9	27	0	46	40.5%
Mayberry, Robert	1981-82	19	150	7.9	20	1.1	19	0	0	46.7%
McClinton, Ray	1993-94	13	11	0.8	9	0.7	1	1	0	71.4%
McConnell, Cameron	2007-08	5	10	2.0	8	1.6	0	0	4	37.5%
McCormick, Charles	1979-81	59	363	6.2	133	2.3	95	0	51	43.7%
McCormick, Charlie	1968-71	46	227	4.9	183	4.0	32	0	36	42.9%
McCowan, Lee	1999-00	26	212	8.2	80	3.1	49	11	13	40.8%
McDaniel, David	1989-90	34	452	13.3	98	2.9	109	3	46	39.3%
McFerran, Ted	1980-81	5	2	0.4	2	0.4	1	0	1	0.0%
McGlothan, Gabe	2019-pres									
McGough, Bryon	1951-53	26	54	2.1	9	0.3	0	0	0	63.0%
McGovern, Sean	1991-92	7	0	0.0	3	0.4	0	0	4	0.0%
McGruder, Brandon	2008-09	22	202	9.2	30	1.4	37	3	12	40.1%
McIver, Steve	1980-82	53	316	6.0	177	3.3	99	0	17	52.6%
McKinney, Anthony	1981-83	54	333	6.2	161	3.0	42	0	0	48.7%
McKinney, Rhon	1990-91	20	51	2.6	27	1.4	18	0	6	50.0%
McMillian, Chance	2020-pres									
Mead, Randy	1982-85	56	287	5.1	191	3.4	64	24	16	49.2%
Meeks, Elbert	1992-94	59	604	10.2	155	2.6	288	16	116	40.6%
Menefee, Jerry	1950-56	77	999	13.0	226	2.9	0	0	0	42.9%
Merkel, Steve	1968-69	1	0	0.0	0	0.0	0	0	0	0.0%
Midtgaard, Asbjørn	2020-pres									
Miller, Dow	1949-50	1	0	0.0	0	0.0	0	0	0	0.0%
Miller, Everett	1960-61	4	2	0.5	5	1.3	0	0	0	100.0%
Miller, Zach	1999-00	29	178	6.1	53	1.8	86	2	32	31.2%
Miller-Moore, Sean	2020-pres									
Milstead, Damari	2017-19	60	469	7.8	107	1.8	150	6	58	41.5%
Mitchell, Cleveland	1985-86	27	188	7.0	83	3.1	25	1	19	52.1%
Mitchell, Dwain	1970-71	15	47	3.1	16	1.1	3	0	2	39.0%
Mohammed, Caliph	2002-06	69	160	2.3	74	1.1	32	5	19	41.9%
Monteverde, Rod	1984-86	60	985	16.4	293	4.9	161	6	141	46.7%
Mooney, Anthony	1995-96	26	135	5.2	34	1.3	26	1	14	44.5%
Moore, Blake	2008-09	17	62	3.6	24	1.4	9	1	4	45.1%
Moorer, Chuck	1976-78	54	163	3.0	61	1.1	50	0	34	37.5%
Mora, Justin	1997-99	42	228	5.4	84	2.0	49	11	16	34.1%



Alessandro Lever is GCU's No. 2 scorer at the Division I level

Morgan, Cecil	1951-52	3	0	0.0	0	0.0	0	0	0	0.0%
Morin, Steve	2009-13	111	639	5.8	147	1.3	68	18	44	37.3%
Morrison, Kent	1954-55	4	7	1.8	12	3.0	0	0	0	33.3%
Morrison, Ty	2007-08	26	268	10.3	148	5.7	60	33	23	48.0%
Moss, Kerry	1991-92	22	61	2.8	21	1.0	8	0	2	35.9%
Moss-Kelly, Steve	1999-00	29	278	9.6	158	5.4	52	7	13	37.9%
Motsinger, Tom	1985-86	15	104	6.9	83	5.5	6	1	5	56.6%
Mullins, Kenny	1999-01	50	368	7.4	47	0.9	57	5	19	34.8%
Murphy, Glenn	1949-50	1	5	5.0	0	0.0	0	0	0	100.0%
Murphy, Jim	1966-68	39	138	3.5	91	2.3	10	0	11	47.1%
Murphy, Mark	1996-97	29	235	8.1	43	1.5	31	1	40	45.8%

N

NAME	YEARS	G	PTS	PPG	REB	RPG	AST	BLK	STL	FG%
Neill, Aaron	1993-94	28	281	10.0	70	2.5	33	7	19	41.8%
Nelson, Cooper	2009-11	10	2	0.2	0	0.0	0	0	0	33.3%
Nelson, Jim	1966-68	34	76	2.2	95	2.8	4	0	2	32.2%
Nelson, Ryan	2004-06	52	604	11.6	233	4.5	387	11	97	46.2%
Newman, Ronnie	2001-03	51	196	3.8	49	1.0	87	0	49	34.8%
Newsom, Damien	2001-02	20	42	2.1	23	1.2	5	6	6	42.5%
Ngoundjo, Gaby	2009-11	58	440	7.6	335	5.8	36	75	36	51.0%
Nikolaus, D.L.	1965-66	21	96	4.6	41	2.0	10	0	13	37.0%
Nite, Ted	1968-70	46	158	3.4	61	1.3	42	0	29	35.7%
Nix, Paul	1960-63	15	10	0.7	7	0.5	2	0	4	22.2%
Noble, Bobby	1993-95	57	348	6.1	292	5.1	31	10	23	63.6%
Norris, Al	1992-93	13	32	2.5	11	0.8	4	0	2	37.5%
Nudo, Kenzo	2016-17	9	35	3.9	12	1.3	3	0	2	26.0%
Nurumbi, Engen	2008-09	27	405	15.0	180	6.7	35	33	39	50.0%

O

NAME	YEARS	G	PTS	PPG	REB	RPG	AST	BLK	STL	FG%
Oats, Jeff	1984-85	32	113	3.5	57	1.8	19	4	12	50.5%
Odeh, Maen	2004-05	27	96	3.6	72	2.7	20	5	12	50.6%
Odhiambo, Joseph	1988-89	8	5	0.6	4	0.5	2	0	2	50.0%
Offerman, Brent	1956-58	26	57	2.2	27	1.0	0	0	7	23.0%
O'Guinn, Mike	1995-97	26	110	4.2	44	1.7	16	1	13	53.1%
Okafor, Tobe	2014-15	5	4	0.8	5	1.0	0	3	0	20.0%
Okpoh, Bryce	2019-pres	30	62	2.1	90	3.0	9	9	7	39.6%
Okugo, Akachi	2013-14	29	107	3.7	42	1.4	63	1	13	26.1%
Oliphant, Blair	1987-89	74	563	7.6	411	5.6	78	24	58	61.3%
Oliver, Mike	1999-00	4	0	0.0	1	0.3	0	0	0	0.0%
Ondigo, Joshua	1988-92	119	751	6.3	571	4.8	36	137	31	48.5%
Osborne, Mike	1974-78	100	595	6.0	272	2.7	154	0	80	42.7%
Otis, Kevin	1997-99	54	120	2.2	78	1.4	11	8	18	46.0%

P

NAME	YEARS	G	PTS	PPG	REB	RPG	AST	BLK	STL	FG%
Pappas, Jim	1977-79	48	69	1.4	19	0.4	39	0	15	46.2%
Pappas, Steve	1974-76	57	116	2.0	59	1.0	79	0	29	47.7%
Parish, Brad	1983-84	22	27	1.2	22	1.0	4	0	0	60.0%
Payne, Richard	1967-68	6	20	3.3	1	0.2	0	0	1	37.5%
Payne, Wayman	1981-82	15	20	1.3	10	0.7	12	0	0	42.1%
Peoples, Darrell	1991-93	55	735	13.4	405	7.4	165	16	95	53.9%
Pettaway, Jason	2004-05	8	19	2.4	10	1.3	1	0	5	61.5%
Pickrel, Braylon	2010-13	80	608	7.6	340	4.3	37	87	22	49.0%
Pile, Allen	1963-65	42	208	5.0	103	2.5	40	0	45	38.6%
Pittman, Carter	1981-83	33	100	3.0	86	2.6	23	0	0	51.3%
Pitts, Denford	1949-50	-	81	-	0	0.0	0	0	0	100.0%
Plaisier, Mark	2005-06	23	49	2.1	40	1.7	5	5	9	71.0%
Polk, Will	2002-03	27	81	3.0	32	1.2	52	1	13	41.2%
Polk, Willie	1977-79	61	670	11.0	138	2.3	252	0	85	52.6%
Poole, Duane	1975-77	18	46	2.6	25	1.4	16	0	1	52.6%
Pope, Dana	1993-94	26	642	24.7	184	7.1	74	5	33	56.2%
Powell, Carl	1981-83	54	333	6.2	146	2.7	64	0	0	46.1%
Prettyman, Leigh	1969-70	23	51	2.2	22	1.0	11	0	5	37.7%
Price, Bill	1976-80	117	869	7.4	862	7.4	193	0	93	51.2%
Prock, Dan	1967-68	14	85	6.1	37	2.6	1	0	4	43.8%
Pyers, Jim	1979-83	102	1,100	10.8	191	1.9	250	0	28	52.0%

Q

NAME	YEARS	G	PTS	PPG	REB	RPG	AST	BLK	STL	FG%
Quay, Bob	1951-52	7	0	0.0	0	0.0	0	0	0	0.0%

R

NAME	YEARS	G	PTS	PPG	REB	RPG	AST	BLK	STL	FG%
Ramirez, Tareq	2005-06	13	61	4.7	17	1.3	10	1	6	42.3%
Ramos, Marco	2009-10	32	199	6.2	104	3.3	36	4	22	47.0%
Reed, Larry	1995-97	55	433	7.9	188	3.4	120	6	58	43.1%
Reno, Mike	1970-71	19	58	3.1	32	1.7	10	0	9	37.1%
Rhymes, J.J.	2019-20	12	65	5.4	43	3.6	14	1	1	40.4%
Rice, Jim	1967-71	98	1,023	10.4	891	9.1	43	0	36	43.5%
Ricketts, Mike	1979-81	31	91	2.9	31	1.0	19	0	7	35.6%
Riggins, Jabari	2000-04	96	499	5.2	155	1.6	252	1	63	38.5%
Rising, Melvin	1952-56	88	1,117	12.7	781	8.9	0	0	0	34.8%
Rissi, John	1979-81	48	218	4.5	169	3.5	29	0	15	46.4%
Robbins, Barret	2010-13	84	192	2.3	244	2.9	33	22	25	38.6%
Roberts, Jerry	1955-56	-	1	-	6	-	0	0	0	0.0%
Robinett, Clarence	1950-54	65	675	10.4	155	2.4	0	0	0	52.4%
Rock, Jim	1957-58	16	70	4.4	47	2.9	5	0	14	40.0%
Rogers, Dennie	1980-81	28	70	2.5	27	1.0	25	0	6	38.6%
Ross, Gerard	1978-80	58	491	8.5	317	5.5	31	0	39	54.0%
Ross, Joe	1952-53	5	0	0.0	2	0.4	0	0	0	0.0%
Rucker, George	1985-86	7	22	3.1	22	3.1	1	1	2	41.7%
Russell, DeWayne	2014-17	85	1,249	14.7	276	3.2	423	9	119	40.7%



DeWayne Russell averaged 21.2 points in his senior campaign

S

NAME	YEARS	G	PTS	PPG	REB	RPG	AST	BLK	STL	FG%
Salazar, Alan	2008-09	1	0	0.0	0	0.0	0	0	0	0.0%
Sanders, Ben	2013-14	6	10	1.7	3	0.5	2	0	0	50.0%
Sankare, Ibrahima	2017-18	9	13	1.4	8	0.9	1	1	5	50.0%
Santa Cruz, Rudy	1971-73	51	678	13.3	416	8.2	58	0	32	44.8%
Schmidt, Dan	1974-76	60	143	2.4	132	2.2	31	0	6	43.2%
Scipio, Ron	1983-84	20	56	2.8	14	0.7	13	0	0	46.8%
Scott, Nate	1997-99	50	336	6.7	241	4.8	64	10	34	44.8%
Scroggins, Cecil	1985-87	65	639	9.8	466	7.2	32	79	35	58.9%
Seamster, Buddy	1951-55	78	459	5.9	151	1.9	0	0	0	36.0%
Self, Delbert	1957-58	1	0	0.0	0	0.0	0	0	2	0.0%
Senitz, Rick	1968-70	16	26	1.6	25	1.6	8	0	8	37.9%
Shannon, Quincy	1998-99	25	116	4.6	61	2.4	8	2	12	41.1%
Shikles, Don	1976-77	17	31	1.8	14	0.8	4	0	1	58.3%
Shipp, Ed	1956-60	58	222	3.8	241	4.2	17	0	14	43.5%
Shirley, Jim	1962-63	15	43	2.9	28	1.9	4	0	4	47.6%
Showers, Mark	1983-85	16	17	1.1	8	0.5	4	0	0	46.2%
Shuey, Tom	1994-95	15	92	6.1	70	4.7	23	11	7	47.4%
Simmons, Shelton	1994-97	54	139	2.6	156	2.9	33	3	15	59.0%
Singleton, Ron	1986-87	38	726	19.1	100	2.6	125	3	60	45.6%
Slade, George	1977-80	42	392	9.3	184	4.4	27	0	26	52.5%

HISTORY » ALL-TIME ROSTER & STATS

Smith, Hap	1978-80	57	224	3.9	164	2.9	66	0	18	46.2%
Smith, Kerwin	2014-18	78	244	3.1	203	2.6	4	23	13	58.2%
Smith, Quinn	2018-19	2	0	0.0	0	0.0	0	0	0	0.0%
Smith, Rashad	2020-pres									
Smith, Sonny	2005-06	5	21	4.2	4	0.8	2	0	3	50.0%
Somers, Del	2001-03	51	882	17.3	279	5.5	72	41	65	45.2%
Sorenson, Lew	1955-58	44	540	12.3	555	12.6	6	0	33	38.3%
South, Lynn	1962-66	88	761	8.6	420	4.8	42	0	51	39.0%
Speckman, Joel	1991-93	57	353	6.2	119	2.1	74	8	43	40.0%
Speed, Kyle	2010-12	52	608	11.7	130	2.5	178	5	70	44.0%
Spry, Ethan	2019-pres	9	3	0.3	2	0.2	1	0	0	20.0%
Staples, Cornell	1982-84	51	406	8.0	252	4.9	89	0	0	49.8%
Stevenson, Kevin	2004-05	17	73	4.3	59	3.5	8	2	11	50.8%
Steward, Anthony	1989-90	33	449	13.6	58	1.8	79	3	45	44.3%
Stewart, Murphy	2001-03	31	73	2.4	66	2.1	6	22	4	46.4%
Stoglin, James	1984-85	8	26	3.3	6	0.8	3	0	2	58.3%
Stokes, Nate	1976-78	61	892	14.6	458	7.5	186	0	143	50.3%
Stone, Jayden	2020-pres									
Stout, Bob	1974-76	63	705	11.2	434	6.9	77	0	33	54.2%
Stringer, H.K.	1949-51	9	85	9.4	0	0.0	0	0	0	100.0%
Stroman, Terrance	2002-03	26	53	2.0	53	2.0	14	3	15	39.3%
Stromvall, Jason	2005-07	56	550	9.8	218	3.9	71	4	39	49.6%
Sullivan, Bill	1965-68	75	884	11.8	733	9.8	61	0	42	44.6%
Swain, Emil	2004-05	28	205	7.3	57	2.0	59	6	16	52.4%
Swenton, Matt	2000-01	12	9	0.8	8	0.7	1	1	4	50.0%
Swindle, Larry	1963-64	2	6	3.0	1	0.5	0	0	0	100.0%
Swinford, Mike	1968-70	46	657	14.3	151	3.3	102	0	78	43.9%
Sy-Savane, Cheick	2016-18	8	12	1.5	1	0.1	0	0	0	30.8%


T	NAME	YEARS	G	PTS	PPG	REB	RPG	AST	BLK	STL	FG%
	Tackett, Ron	1958-59	20	135	6.8	61	3.1	12	0	36	32.3%
	Tadema, Cliff	1974-75	7	20	2.9	16	2.3	1	0	1	60.0%
	Taylor, Charlie	1961-62	6	32	5.3	11	1.8	3	0	5	27.9%
	Taylor, Eric	1988-91	92	814	8.8	512	5.6	71	31	47	52.5%
	Tchatchoua, Rony	2009-11	58	436	7.5	141	2.4	39	18	47	54.9%
	Teague, Bernie	1971-72	28	196	7.0	88	3.1	29	0	44	40.3%
	Thomas, Ken	1957-60	45	156	3.5	135	3.0	18	0	31	33.7%
	Thompson, Dwaine	1993-94	6	7	1.2	7	1.2	0	0	0	27.3%
	Thompson, Orrin	1960-61	3	2	0.7	4	1.3	0	0	0	50.0%
	Thompson, Richard	1964-65	7	66	9.4	61	8.7	9	0	4	38.6%
	Tidmore, Maynard	1959-62	65	737	11.3	640	9.8	49	0	64	33.5%
	Toure, Boubacar	2015-16	8	35	4.4	30	3.8	0	4	1	44.8%
	Traylor, Jack	1968-69	24	257	10.7	203	8.5	9	0	17	38.8%
	Trevino, Rod	1988-89	1	4	4.0	0	0.0	0	0	0	100.0%
	Tripp, Homer	1975-76	13	20	1.5	13	1.0	1	0	0	45.0%
	Tucker, Kevin	1983-85	63	343	5.4	85	1.3	123	5	31	43.5%
	Turner, Doug	1958-60	43	478	11.1	114	2.7	42	0	52	38.1%
	Turner, Eddie	1999-02	81	841	10.4	483	6.0	74	77	67	54.4%
	Turner, Milton	1967-68	12	34	2.8	23	1.9	1	0	2	39.5%

U	NAME	YEARS	G	PTS	PPG	REB	RPG	AST	BLK	STL	FG%
	Upton, Greg	1968-71	74	543	7.3	532	7.2	27	0	26	46.8%

V	NAME	YEARS	G	PTS	PPG	REB	RPG	AST	BLK	STL	FG%
	Vander Ploeg, Steve	1972-75	28	49	1.8	34	1.2	6	0	3	40.0%
	Vaughn, Mike	1988-89	1	0	0.0	0	0.0	0	0	0	0.0%
	Vernon, Keonta	2015-18	99	838	8.5	631	6.4	93	71	80	51.8%
	Vinson, Joe	1992-93	13	49	3.8	47	3.6	3	2	6	47.6%
	Vujas, Mike	1969-70	4	4	1.0	9	2.3	1	0	0	14.3%

W	NAME	YEARS	G	PTS	PPG	REB	RPG	AST	BLK	STL	FG%
	Waddell, Ron	1966-67	20	108	5.4	58	2.9	11	0	11	40.4%
	Wahlstrom, Dave	1994-95	20	21	1.1	8	0.4	0	2	3	26.1%
	Walker, Demetrius	2013-14	9	152	16.9	50	5.6	20	1	9	41.9%
	Walker, Tom	1949-50	1	2	2.0	0	0.0	0	0	0	100.0%
	Walton, Michael	1983-84	7	8	1.1	10	1.4	0	0	0	42.9%
	Ward, Gary	1985-87	34	99	2.9	36	1.1	14	1	7	45.6%
	Ware, Gary	1987-88	22	416	18.9	142	6.5	73	23	33	49.4%

Warren, Bo	1962-66	78	1,095	14.0	700	9.0	89	0	83	42.5%
Warren, Kevin	1984-86	56	1,118	20.0	235	4.2	166	4	53	52.1%
Washington, Juwan	2016-17	3	4	1.3	0	0.0	0	0	0	100.0%
Waston, Bob	1949-50	1	0	0.0	0	0.0	0	0	0	0.0%
Weaver, Joe	1963-64	2	0	0.0	1	0.5	0	0	0	0.0%
Webb, Brian	2001-02	3	2	0.7	3	1.0	0	0	0	33.3%
Welch, Mike	1981-82	28	147	5.3	93	3.3	16	0	0	53.8%
Wells, Scott	1983-84	6	2	0.3	0	0.0	0	0	0	100.0%
Wesolowski, Justin	2009-12	83	616	7.4	475	5.7	99	22	60	48.5%
Wesson, Jim	1956-57	5	4	0.8	6	1.2	0	0	0	33.3%
Wheeler, Mark	1988-89	24	43	1.8	38	1.6	26	0	7	48.3%
White, Darius	1949-50	1	14	14.0	0	0.0	0	0	0	100.0%
White, Darius	1992-93	17	30	1.8	14	0.8	8	1	5	30.0%
White, Grant	2015-16	14	27	1.9	6	0.4	4	1	0	31.0%
Wilcox, Earl	1969-73	53	469	8.8	241	4.5	94	0	36	46.8%
Williams, Brian	1983-84	30	444	14.8	83	2.8	63	0	0	46.9%
Williams, Chris	1986-87	6	96	16.0	14	2.3	19	0	10	44.2%
Williams, Danl	1987-89	53	960	18.1	196	3.7	105	19	38	48.0%
Williams, Dave	1959-60	6	6	1.0	7	1.2	0	0	2	28.6%
Williams, John	1996-97	28	122	4.4	110	3.9	28	13	26	39.4%
Williford, Darryl	1988-90	65	571	8.8	155	2.4	103	5	52	47.9%
Winters, Bill	1954-55	2	8	4.0	6	3.0	0	0	0	44.4%
Witherill, Nick	2009-12	82	733	8.9	176	2.1	119	4	77	38.2%
Wittmer, Roy	1957-58	3	15	5.0	2	0.7	0	0	0	60.0%
Wolf, Greg	1972-73	20	64	3.2	29	1.5	4	0	3	56.8%
Woods, Maurice	1985-86	16	31	1.9	34	2.1	19	0	17	35.9%
Woolridge, Royce	2014-15	32	338	10.6	88	2.8	72	3	29	45.6%
Wyatt, James	1964-66	33	172	5.2	172	5.2	15	0	8	37.6%
Wynn, Fletcher	2010-11	25	126	5.0	57	2.3	49	4	12	51.5%



Kevin Warren played at GCU before going on to become the commissioner of the Big Ten Conference

Y	NAME	YEARS	G	PTS	PPG	REB	RPG	AST	BLK	STL	FG%
	Yokley, Dawaine	1986-87	24	61	2.5	13	0.5	13	0	7	42.1%
	Young, Danny	1985-87	35	157	4.5	48	1.4	39	7	9	47.6%
	Youngbloom, Jim	1957-58	1	2	2.0	0	0.0	0	0	0	0.0%

Z	NAME	YEARS	G	PTS	PPG	REB	RPG	AST	BLK	STL	FG%
	Zdor, Dima	2020-pres									
	Zuilhof, Jake	2011-14	33	46	1.4	45	1.4	2	7	4	55.6%
	Zuniga, Enrique	1997-99	54	580	10.7	190	3.5	110	14	91	48.9%

Bold denotes current players



HISTORY » ALL-TIME NUMERICAL ROSTER

00

Somers, Delano	2002-03
Dobrzanski, Jovian	2000-01
McCowan, Lee	1999-2000
Steward, Mevlin	1998-99
Allen, Jerry	1996-98
Geer, Nathan	1994-95
Karuletwa, Jack	1993-94
Norris, Al	1992-93

0

Miller-Moore, Sean	2020-pres
Rhymes, J.J.	2018-20
Carr, Shaq	2016-18
Russell, DeWayne	2014-17
Carroll, Brad	2009-13

1

Zdor, Dima	2020-pres
Brown, Isiah	2018-20
Aidoo, Fiifi	2016-18
Glaze, Grandy	2015-16
Juarez, Isaiah	2014-15
Walker, Demetrius	2013-14
Fetters, Micah	2010-13
Benson, T.J.	2009-10

2

McMillian, Chance	2020-pres
Drechsel, Trey	2018-19
Braun, Joshua	2014-18
Lowery, Jeff	2012-14

3

Dixon, Mikey	2019-pres
Dale, Parker	2017-18
Washington, Juwan	2016-17
White, Grant	2015-16
Daly, Sam	2013-15
Morin, Steve	2012-13
Speed, Kyle	2010-12
Nelson, Cooper	2009-10
Hill, Dane	2008-09
Davis, Richard	2005-07
Green, Curtis	2004-05
Riggins, Jabari	2000-04
Miller, Zach	1999-2000
Hester, Seneca	1998-99
Zuniga, Enrique	1997-98
Murphy, Mark	1996-97
Gonzales, Josh	1994-96
Hayes, Chester	1990-94
Steward, Anthony	1989-90
Johnson, Craig	1987-89

4

Frayer, Oscar	2016-pres
Majerle, Ryan	2013-16
Johnson, Chris	2010-12

5

Bangai, Louis	2019-20
Jackson, Matt	2014-19
Foreman, Justin	2011-14
Wynn, Fletcher	2010-11
Ngoundjo, Gaby	2009-10
Greene, Mike	1986-87
Fudge, Jeff	1985-86
Carter, Billy	1983-84

10

Blacksher Jr., Jovan	2019-pres
Millstead, Damari	2017-18
Magee, Dominic	2015-16
Estelle, Jevon	2013-14
Lowery, Joshua	2012-13
Morin, Steve	2009-12
Chambers, Shansan	2006-07, 08-09
Fierros, Manny	2007-08
Nelson, Ryan	2004-06
Showers, Mark	1984-85
Williams, Bryan	1983-84
Pyers, Jim	1979-83
Bartzis, Pete	1978-79
Moorer, Chuck	1976-78
Everett, David	1974-76
Luster, Rick	1972-74
Teague, Bernie	1971-72
Acker, Joe	1970-71
Burnside, Joe	1968-70
Helton, J.C.	1966-68
Fossum, Dub	1962-66
Martin, Harry	1959-62
Eshelman, Don	1955-57
Winters, Bill	1954-55
Baker, Sharky	1953-54
McGough, Byron	1951-53

11

Smith, Rashad	2020-pres
Millstead, Damari	2018-19
Benson, Casey	2017-18
Davis, De'Andre	2014-16
Pickrel, Braylon	2010-13
Dempster, Brandon	2007-09
Grothaus, Mike	2004-05, 06-07
Graves, Ricky	1984-85
Stoglin, James	1984-85
Showers, Mark	1983-84
Tucker, Kevin	1983-84
Martin, Harry	1958-59
Sorensen, Lew	1955-58
Seamster, Buddy	1952-55

12

Blumbergs, Roberts	2017-19
Toure, Boubacar	2015-17
Alexander, Daniel	2013-15
Ngoundjo, Gaby	2010-11
Doughty, Cramer	2009-10
Singleton, Ron	1986-87
Woods, Maurice	1985-86
Henderson, Reggie	1984-85
Craig, Larry	1982-83
Mayberry, Robert	1981-82
Benion, David	1979-80
Bacon, Richard	1975-79
Everett, David	1971-72, 73-74
Burdette, Scott	1974-75
Wilcox, Earl	1972-73
Lloyd, Jackson	1970-71
Senitz, Rick	1968-70
Lopez, Dave	1967-68
Corley, Bob	1966-67
Hanley, Terry	1962-66
Embry, Tom	1960-61
Blake, Jack	1959-60
Bisbee, Chuck	1955-59
Wittmer, Roy	1957-58
Gorraiz, Pete	1952-54
Knox, Al	1953-54

13

Jenkins, Lorenzo	2019-20
Sankare, Ibrahim	2016-18
Ljeskovic, Uros	2015-16
Green, Curtis	2003-04
Newman, Ronnie	2001-03
Janssen, John	2000-01
Dittrich, Seth	1999-2000
Zuniga, Enrique	1998-99
Barquin, Bill	1996-98
Reese, Mackie	1994-95
Gutierrez, Fredy	1993-94
Peoples, Darrell	1991-93
Jones, John	1990-91
Taylor, Eric	1989-90
Dyer, Mark	1987-88
Lopez, Mario	1988-89
Dean, T.C.	1956-59
Rising, Melvin	1952-56

14

Okugo, Akachi	2013-14
Karre, Milee	2005-09
Yokley, Dawaine	1986-87
Gantt, Bobby	1985-86
Treat, Kris	1984-85
Wells, Scott	1983-84
Pittman, Carter	1982-83
Ricketts, Mike	1979-81
Pappas, Jim	1977-79
Shikles, Don	1976-77
Forrest, Truett	1972-76
Heiple, John	1971-72
Prettyman, Leigh	1969-71
Foote, Ernie	1965-68
Staub, Roger	1964-65
Weaver, Joe	1963-64
Brown, Phil	1962-63
Buzzard, Bob	1961-62
Turner, Doug	1959-60
Thomas, Ken	1958-59
Offerman, Brent	1956-58
Dean, Howard	1954-56
Ross, Joe	1952-53

15

Gerd, Raef	2018-pres
Sy-Savane, Cheick	2016-18
Toure, Boubacar	2014-15
Brooks, Derreck	2012-13
Currier, Travis	2011-12
Tchatchoua, Rony	2009-11
Dahlberg, Jeremy	2003-04
Harris, Sean	2001-03
Baker, Kweli	1999-2001
Edmonds, Prince	1997-99
Finney, Tyrone	1994-96
Meeke, Elbert	1992-94
Allison, Joey	1990-91
Dyer, Mark	1989-90
Dunlap, Darren	1987-88
James, David	1984-85
Turner, Doug	1958-59
Thomas, Ken	1957-58
George, Bill	1956-57
Menefee, Jerry	1955-56
Franklin, Jim	1953-55
Davis, Bob	1949-53

16

Mattson, Gary	1958-59
Baker, Doug	1957-58
Shipp, Ed	1956-58
Menefee, Jerry	1952-53, 54-55

17

Baker, Doug	1955-57, 58-59
Kay, Wickie	1954-55
Greer, Bert	1950-54

18

Hegler, Bill	1956-59
Roberts, Jerry	1955-56
Forrest, Nelson	1949-51, 53-55

19

Carter, Jim	1954-57
-------------	---------

20

Geer, Nathan	1995-96
Dallessio, Ron	1986-87
Monteverde, Rod	1984-86
Scipio, Ron	1983-84
Powell, Carl	1981-83
Benjamin, Vic	1981-82
Baker, Robin	1979-80
Campbell, Joe	1978-79
Dawson, Ed	1976-78
Burdette, Scott	1973-74
Helton, Eugene	1970-73
Swinford, Mike	1968-70
Payne, Richard	1967-68
Carlile, Jim	1966-67
Helton, J.C.	1965-66
Lewis, Ron	1964-65
Swindle, Larry	1963-64
Gilliam, Gary	1961-63
Mattson, Gary	1959-61
Deines, Bob	1957-59
Gilbert, Archie	1956-57
Kopke, Jerry	1955-56
Baker, Sharky	1952-53

21

Lloyd, Liam	2020-pres
Smith, Kerwin	2014-18
Garrison, Jerome	2011-15
Nelson, Cooper	2010-11
Duliakas, Brandon	2009-10
Tackett, Ron	1958-59
Mattson, Gary	1957-58
Jackson, Mickey	1956-57
Baker, Charlie	1952-56

22

Stone, Jayden	2020-pres
Allen, Nehemiah	2017-18
Carrion, Adrian	2015-17
Woolridge, Royce	2014-15
Wesolowski, Justin	2009-12
Morrison, Ty	2007-08
Lee, Bryan	2003-07
Garner, Dante	2001-03
Chin, Marques	2000-01
Inman, Spencer	1998-2000
O'Guinn, Mike	1996-97
Mooney, Anthony	1995-96
Odihambo, Joseph	1990-91
McDaniel, David	1989-90

Ledbetter, Mike	1987-89
Mead, Randy	1982-83, 84-85
Payne, Wayman	1981-82
McCormick, Charlie	1979-81
Babcock, David	1978-79
Osborne, Mike	1974-78
Babcock, Rob	1972-74
Bridges, Eric	1971-72
Reno, Mike	1970-71
Nite, Ted	1968-70
Turner, Milton	1967-68
Nikolaus, Gerald	1965-67
Brewer, Gerry	1962-64
Taylor, Charlie	1961-62
Miller, Everett	1960-61
Thomas, Ken	1959-60
Shipp, Ed	1958-59
Dean, Howard	1956-58
Hill, Bob	1952-56

23

Johnson, Carlos	2018-20
Clark, Darion	2016-17
Estelle, Jevon	2014-16
Whitehead, Ryan	2013-14
Robbins, Barret	2010-13
Daugherty, Kevin	2008-09
Gonzales, David	2005-09
Smith, Sonny	2005-06
Davis, Prileu	2004-05
Wesson, Jim	1956-57
Robinett, Clarence	1950-54

24

Okpoh, Bryce	2019-pres
Finke, Tim	2018-19
Vernon, Keonta	2015-18
Foster, Alyx	2009-10
Carter, London	2007-09
McGruder, Brandon	2008-09
Greene, Devon	2006-07
Mohammed, Caliph	2005-06
Pettaway, Jason	2004-05
Young, Danny	1985-87
Tucker, Kevin	1984-85
Davis, Rick	1983-84
Fearen, Ray	1982-83
McIver, Scott	1980-82
Lamb, Terry	1979-81
Arvizu, Ray	1977-79
Martin, Dan	1976-77
Craig, Les	1975-76
Haddow, Mike	1973-75
Vander Ploeg, Steve	1972-73
Garza, John	1971-72
McCormick, Charlie	1970-71
Lewis, Ron	1965-68
French, Bill	1963-65
Cook, Jim	1961-63
Knight, Steve	1960-61
Aycock, Lloyd	1959-60
Gray, Bob	1956-57
Forrest, Dan	1950-54

25

Lever, Alessandro	2017-pres
Tolson, Zach	2015-16
Jaksic, Miroslav	2013-15
Currier, Dillon	2011-13
Currier, Travis	2009-11
Williams, Chris	1986-87
King, Leland	1985-86
Staples, Cornell	1983-84

30

McGlothan, Gabe	2019-pres
Polk, Will	2002-04
Dobrzanski, Jovian	2001-02
Chaney, Tariq	1999-2000
Shannon, Quincy	1998-99
Byron, Rudy	1997-98
Archbold, Kenny	1994-97
Johnson, Estevan	1993-94
Barnett, Andre	1992-93
McKinney, Rhon	1990-91
Scroggins, Cecil	1985-87
Grindatto, Jean-Marc	1983-85
Jones, Elliot	1982-83
Gilchrist, Wayne	1980-82
Farrell, Charlie	1978-80
Lawal, Abidemi	1977-78
Holm, George	1975-77
Tadema, Cliff	1974-75
Alvarado, Andy	1973-74
Bateman, Kelly	1971-72
Wolf, Greg	1972-73
Chase, Bob	1969-71
Layne, Charles	1967-68
Holt, Dennis	1966-67
Nikolaus, D.L.	1965-66
Brown, Phil	1963-65
Shirley, Jim	1962-63
Tidmore, Maynard	1959-62

31

Spry, Ethan	2019-pres
Adams, Jeremy	2013-14
O'Guinn, Mike	1995-96
Odihambo, Joseph	1989-90
Oliphant, Blair	1987-89

32

Larson, Killian	2011-14
Ramos, Marco	2009-10
Cuen, Eric	2008-09
Bogan, Rudy	2006-08
Ramirez, Tareq	2005-06
Swain, Emil	2004-05
Hall, Royce	2003-04
Brown, Garrett	2002-03
Key, Damon	1999-2000
Scott, Nate	1997-99
Cathey, Curtis	1994-95
Pope, Dana	1993-94
Wildenborg, Ethan	1992-93
Williford, Darryl	1988-90
Johns, Rodney	1986-88
Mitchell, Cleveland	1985-86
Cecil, Dave	1984-85
Boatright, Mike	1980-84
Smith, Hap	1978-80
Stokes, Nate	1976-78
Tripp, Homer	1975-76
Bateman, Kelly	1973-75
Baxter, Rodney	1971-73
Gast, Keith	1969-71
Murphy, Jim	1966-68
Warren, Bo	1962-66
Frank, Noel	1960-62
Leach, Ken	1959-60

33

Midtgaard, Asbjørn	2020-pres
Moore, Blake	2008-09
Stromvall, Jason	2005-07
Ellsworth, Drew	2004-05
Carranza, Frank	2002-04
Costello, Chris	2000-01
Moss-Kelly, Steve	1999-2000
Mora, Justin	1997-99
Reed, Larry	1995-97
Barrs, Yul	1994-95
Neill, Aaron	1993-94
Briscoe, Chad	1991-93
Jones, Derek	1989-91
Williams, Danl	1987-89
Rucker, George	1985-86
Kennedy, Kevin	1984-85
Hodo, Dewan	1983-84

34

Cuen, David	2008-09
Makinde, Ladi	2006-08
Alonzo, Noé	2004-06
Capriotti, James	1994-95
Hudgens, Trent	1992-94
Carter, Maurice	1990-92
Allison, Joey	1989-90
Wheeler, Mark	1988-89
Dallessio, Ron	1987-88
Warren, Kevin	1984-86
Carter, Billy	1982-83
Hamilton, Danny	1983-84
McFerran, Ted	1980-82
Slade, George	1977-78, 79-80
Barney, Matt	1978-79
Harrison, Wayne	1974-77
Ledbetter, Mart	1973-74
Lansman, Gary	1972-73
Mitchell, Dwain	1970-71
Vujas, Mike	1969-70
Gagnon, Duane	1965-69
Jakes, David	1963-64
Conner, Jerry	1960-63
Bonham, Dave	1959-60

35

Nudo, Kenzo	2015-17
Sanders, Ben	2013-14
Ward, Gary	1985-87
Oats, Jeff	1984-85
Graves, John	1983-84

40

Allen, Nehemiah	2016-17
Davis, Blake	2011-14
Newendyke, Paul	2010-11
Janssen, John	2001-03
Gottlieb, Dan	2000-01
Amoaku, Kwaku	1999-2000
Otis, Kelvin	1997-99
Simmons, Shelton	1994-97
Marks, Ramon	1993-94
Kyle, Anthony	1992-93
Gaines, Cliff	1990-91
Lebeck, Ken	1985-86
Davis, Rick	1984-85
McKinney, Anthony	1981-83
Brower, Tim	1979-80
Polk, Willie	1977-79
Miller, Dennis	1976-77
Joyce, James	1975-76
Hightower, Rodney	1973-75
Darrington, Craig	1972-73

Babcock, Rob	1970-72
Farmer, Stan	1968-70
South, Lynn	1962-63
Jackson, Roger	1963-65
Creech, Dave	1961-62
Thompson, Orrin	1960-61
Acton, Jim	1959-60

41

Plaisier, Mark	2005-06
Stevenson, Kevin	2004-05
Stroman, Terrance	2002-03
Newsom, Damien	2001-02
Knighton, Touré	1997-2001
Hersha, Derek	1995-97
Wahlstrom, Dave	1994-95
Thompson, Dwaine	1993-94
Jones, John	1992-93
Trogni, John	1990-91
Gaines, Cliff	1989-90
Dyer, Mark	1988-89
Ware, Gary	1987-88

42

Martin, Gerard	2014-19
Hunter, Brian	2002-04
Turner, Eddie	1999-2002
Amoaku, Kwaku	1998-99
Hansen, Nathan	1995-98
Shuey, Tom	1994-95
Manning, Vincent	1991-93
Jones, Steve	1988-90
Henige, Bob	1985-88
Walton, Michael	1983-84
Staples, Cornell	1982-83
Gray, Brian	1980-82
Churchill, Jeff	1976-80
Schmidt, Dan	1974-76
Irvine, Jim	1970-74
Wilcox, Earl	1969-70
Jones, Carlton	1967-69
Waddell, Ron	1966-67
Thompson, Richard	1964-65
Hill, Larry	1963-64
Bush, Steve	1962-63
Nix, Paul	1960-62
Wiley, Coy	1959-60

43

Finke, Michael	2018-19
Greene, Michael	1985-86

44

Fredrick, Rayner	2012-13
Witherill, Nick	2009-12
Glenn, Andray	2005-09
Mohammed, Caliph	2002-04
Daniels, Arthur	2000-02
Gottlieb, Dan	1999-2000
Hall, Andre	1997-99
Alexander, Bobby	1996-97
Corley, Guy	1994-96
Hines, Don	1993-94
Speckman, Joel	1991-93
Taylor, Eric	1988-89, 90-91
Edwards, Andre	1989-90
Kovacic, Emilio	1987-88
James, Darrell	1984-87
Jones, Dormin	1983-84
Gillis, Bryan	1982-83
Pittman, Carter	1981-82
Price, Bill	1976-80

HISTORY » ALL-TIME NUMERICAL ROSTER

Stout, Bob	1974-76
Dunse, Steve	1971-74
Rice, Jim	1967-71
Dollar, Lee	1966-67
Wyatt, James	1964-66
Johnston, Jim	1963-64
Anfinson, Dave	1959-63

45

Houston, Jacoury	2002-03
Webb, Brian	2001-02
Mullins, Kenny	1998-2001
Johnson, Davin	1997-98
Noble, Bobby	1993-95
White, Darius	1992-93
Johnson, Mike	1989-92
Akre, Ron	1986-88
Ryan, Danny	1984-85

50

Okafor, Tobe	2014-15
Boone, Camryn	2012-13
Golleher, Michael	2008-09
Johns, Jesse	2005-06
Daye, Mike	2003-05
Stewart, Murphy	2001-03
Goodere, Justin	1998-2000
Fourie, Christian	1997-98
Williams, John	1996-97
Llamas, Horacio	1994-96
McClinton, Ray	1993-94
Eymann, Chris	1992-93
Ondigo, Joshua	1988-92
Gallagher, Bob	1985-88
Jackson, Ray	1978-79, 84-85
Parish, Brad	1983-84
Kulovitz, Bob	1982-83
Hightower, Nate	1981-82
Duncan, Tony	1979-81
Hall, George	1976-78
Forrest, Bayard	1972-76
Darrington, Craig	1971-72
Collins, Jim	1969-71
Traylor, Jack	1968-69
Nelson, Jim	1966-68
Barfield, Larry	1964-65
Bush, Steve	1963-64
Nix, Paul	1962-63
Johnston, Jim	1961-62
Gilliam, Gary	1960-61
Shipp, Ed	1959-60

51

none

52

Zuillhof, Jake	2011-14
Jackson, Ray	1977-78, 82-83
Welch, Mike	1981-82
Ross, Gerard	1978-80
Forrest, Jon	1973-77
Santa Cruz, Rudy	1971-73
Upton, Greg	1968-71
Prock, Dan	1967-68
South, Lynn	1963-66
Lindsey, Ben	1959-62

53

none

54

Kanis, Brad	2007-08
Greer, Ricky	2003-05
Daniels, Arthur	1999-2000
Swenton, Matt	2000-01
Cox, Rob	1998-99
Gillette, Tony	1996-97
Langford, Eric	1994-96
Eymann, Chris	1993-94
Holthaus, Todd	1991-93
Geerders, Gijs	1989-90
Harrison, Toby	1981-83
Rissi, John	1979-81
Herrington, Hank	1977-79
Poole, Duane	1975-77
Vander Ploeg, Steve	1973-75
Bretz, Gary	1970-73
Ernst, Gary	1968-70
Sullivan, Bill	1965-68
Pile, Allen	1963-65
Cordova, Joe	1962-63
Aycock, Lloyd	1960-62
Williams, Dave	1959-60

55

Nurumbi, Engen	2008-09
Yato, Adeyemi, Dabi	2006-07
Odeh, Maen	2004-05
Enge, Robert	1987-89

» BIGGEST WINS

ALL-TIME

1	11/19/96	Arizona College of the Bible	D2	144-46	98
2	1/14/89	at West Coast Christian	NAIA	141-57	84
3	1/17/87	Wassuk	NAIA	142-64	78
4	1/11/07	Southwestern College	D2	123-60	63
5	2/6/06	Southwestern College	D2	114-57	57
6	2/12/55	at Cal Baptist Covina	NAIA	100-44	56
7	12/9/88	Colorado Christian	NAIA	124-68	56
8	1/30/88	The Master's College	NAIA	115-61	54
9	1/11/96	Pacific Christian	D2	106-54	52
10	11/16/13	Western New Mexico	D1	91-41	50
11	1/20/99	Cal Poly Pomona	D2	108-60	48
12	2/11/75	New Mexico Highlands	NAIA	114-67	47
13	12/16/95	Clarke	D2	106-59	47
14	1/7/83	Los Angeles Baptist	NAIA	93-48	45
15	2/25/89	at Christian Heritage	NAIA	117-72	45
16	2/8/05	Southwestern	D2	101-56	45
17	1/21/06	Southwestern	D2	110-65	45
18	1/29/70	Colorado Mines	NAIA	122-78	44
19	1/17/81	Cal Lutheran	NAIA	90-46	44
20	11/28/87	at UC San Diego	NAIA	116-72	44
21	1/23/59	California Baptist	NAIA	99-56	43
22	1/29/82	Occidental	NAIA	98-55	43
23	12/1/87	College of St. Thomas	NAIA	110-67	43
24	1/26/93	Pacific Christian	D2	132-89	43
25	11/17/07	at New Mexico Highlands	D2	91-48	43
26	2/8/58	at California Baptist	NAIA	87-45	42
27	12/5/87	Point Loma	NAIA	121-79	42
28	1/6/94	Chaminade	D2	115-73	42
29	2/2/06	Western New Mexico	D2	100-58	42
30	11/10/18	Delaware State	D1	89-47	42
31	12/20/68	Southern Cal. (Vanguard)	NAIA	101-60	41
32	2/16/80	College of Santa Fe	NAIA	103-62	41
33	1/9/82	California Baptist	NAIA	79-39	40
34	2/18/82	at California Baptist	NAIA	80-40	40
35	1/2/93	UC Riverside	D2	105-65	40
36	2/25/06	Notre Dame de Namur	D2	110-70	40
37	12/22/16	Arkansas-Pine Bluff	D1	89-49	40
38	2/6/70	Southern Utah	NAIA	125-86	39
39	2/10/72	at La Verne	NAIA	94-55	39
40	12/10/77	California Baptist	NAIA	109-70	39

TOTALS

30+ point victories	114
Home	89
Away	21
Neutral	4
1950s	13
1960s	10
1970s	15
1980s	23
1990s	21
2000s	15
2010s	17
As NAIA team	64
As D2 team	34
As D1 team	16
Most in a season	(6, 3 times) 86-87, 87-88, 05-06
40+ point victories	37
50+ point victories	10


DIVISION I

1	11/16/13	Western New Mexico	D1	91-41	50
2	11/10/18	Delaware State	D1	89-47	42
3	12/22/16	Arkansas-Pine Bluff	D1	89-49	40
4	11/23/15	Mississippi Valley State	D1	94-60	34
5	12/9/17	Grambling State	D1	87-53	34
6	2/3/18	Chicago State	D1	89-55	34
7	1/17/19	Chicago State	D1	80-46	34
8	11/19/15	Alcorn State	D1	79-46	33
9	11/25/16	Coppin State	D1	70-37	33
10	12/18/17	Mississippi Valley State	D1	71-38	33
11	2/21/19	California Baptist	D1	91-58	33
12	1/17/17	San Diego Christian	D1	90-58	32
13	2/16/19	Chicago State	D1	90-59	31
14	2/27/19	Eastern New Mexico	D1	95-64	31
15	11/29/13	San Diego Christian	D1	91-61	30
16	12/21/17	Longwood	D1	86-56	30

DIVISION I VS. DIVISION I

1	11/10/18	Delaware State	D1	89-47	42
2	12/22/16	Arkansas-Pine Bluff	D1	89-49	40
3	11/23/15	Mississippi Valley State	D1	94-60	34
4	12/9/17	Grambling State	D1	87-53	34
5	2/3/18	Chicago State	D1	89-55	34
6	1/17/19	Chicago State	D1	80-46	34
7	1/19/15	Alcorn State	D1	79-46	33
8	11/25/16	Coppin State	D1	70-37	33
9	12/18/17	Mississippi Valley State	D1	71-38	33
10	2/21/19	California Baptist	D1	91-58	33
11	2/16/19	Chicago State	D1	90-59	31
12	12/21/17	Longwood	D1	86-56	30

HISTORY » LOPES IN THE LEAGUE



BAYARD FORREST

AT GCU: 1972-76

CENTER 6-10 235



AT GRAND CANYON

Year	GP	GS	MIN	MPG	TOTALS			3-POINT			FREE THROWS			REBOUNDING				PF	AST	APG	TO	BLK	STL	PTS	PPG
					FG	FGA	PCT	FG	FGA	PCT	FT	FTA	PCT	OFF	DEF	TOT	AVG								
1972-73 (Fr.)	29	--	--	--	205	409	50.1	--	--	--	90	130	69.2	131	289	420	14.5	85	64	2.2	56	--	34	500	17.2
1973-74 (So.)	30	--	--	--	227	427	53.2	--	--	--	91	117	77.8	125	259	384	12.8	71	137	4.6	70	--	38	545	18.2
1974-75 (Jr.)	33	--	--	--	257	457	56.2	--	--	--	88	136	64.7	157	258	415	12.6	92	101	3.1	78	--	37	602	18.2
1975-76 (Sr.)	30	--	--	--	222	410	54.1	--	--	--	104	151	68.9	86	239	325	10.8	66	119	4.0	67	--	31	548	18.3
Career Total	122	--	--	--	911	1,703	53.5	--	--	--	373	534	69.9	499	1,045	1,544	12.7	314	421	3.5	271	--	140	2,195	18.0


PRO CAREER

Year	Team	Lg	GP	GS	MIN	MPG	TOTALS			3-POINT			FREE THROWS			REBOUNDING				PF	AST	APG	TO	BLK	STL	PTS	PPG
							FG	FGA	PCT	FG	FGA	PCT	FT	FTA	PCT	OFF	DEF	TOT	AVG								
1977-78	Phoenix Suns	NBA	64	--	887	13.9	111	238	46.6	--	--	--	49	103	47.6	84	166	250	3.9	105	129	2.0	84	34	23	271	4.2
1978-79	Phoenix Suns	NBA	75	--	1,243	16.6	118	272	43.4	--	--	--	62	115	53.9	110	205	315	4.2	151	167	2.2	107	37	29	298	4.0
1979-80	Phoenix Suns	NBA	---- did not play - injury (back) ----																								
Career Total			139	--	2,130	15.3	229	510	44.9	--	--	--	111	218	50.9	194	371	565	4.1	256	296	2.1	191	71	52	569	4.1

OTHER NOTES

GCU accolades: 1975 NAIA national champion ... GCU's all-time leading scorer with 2,195 and rebounder with 1,544, career averages of 17.6 points and 12.6 rebounds ... first player inducted into the GCU Athletics Hall of Fame

Pro accolades: Played in 139 career games averaging 4.1 points and 4.1 rebounds per game in 15.3 minutes ... appeared in 16 playoff games including Phoenix's run to the Western Conference Finals in 1979.



HORACIO LLAMAS

AT GCU: 1994-96

CENTER 6-11 285



AT GRAND CANYON

Year	GP	GS	MIN	MPG	TOTALS			3-POINT			FREE THROWS			REBOUNDING				PF	AST	APG	TO	BLK	STL	PTS	PPG
					FG	FGA	PCT	FG	FGA	PCT	FT	FTA	PCT	OFF	DEF	TOT	AVG								
1994-95 (Jr.)	28	--	--	--	170	315	54.0	3	12	25.0	80	119	67.2	--	--	268	9.6	--	48	1.7	--	66	18	423	15.1
1995-96 (Sr.)	29	29	882	30.4	192	352	54.5	0	1	0.0	124	168	73.8	81	187	268	9.2	86	79	2.7	78	106	37	508	17.5
Career Total	57	--	--	--	362	667	54.3	3	13	23.1	204	287	71.1	--	--	536	9.4	--	127	2.2	--	172	55	931	16.3


PRO CAREER

Year	Team	Lg	GP	GS	MIN	MPG	TOTALS			3-POINT			FREE THROWS			REBOUNDING				PF	AST	APG	TO	BLK	STL	PTS	PPG
							FG	FGA	PCT	FG	FGA	PCT	FT	FTA	PCT	OFF	DEF	TOT	AVG								
1996-97	Phoenix Suns	NBA	20	2	101	5.1	15	28	53.6	0	0	0.0	4	8	50.0	4	14	18	0.9	25	4	0.2	11	5	10	34	1.7
1997-98	Phoenix Suns	NBA	8	0	42	5.3	8	21	38.1	1	3	33.3	7	10	70.0	4	14	18	2.3	14	1	0.1	9	3	1	24	3.0
Career Total			28	2	143	5.1	23	49	46.9	1	3	33.3	11	18	61.1	8	28	36	1.3	39	5	0.2	20	8	11	58	2.1

OTHER NOTES

GCU accolades: Career averages of 16.3 points and 9.4 rebounds per game in 28.8 minutes per game ... holds the single-game record with 10 blocks ... had 106 blocks in the 1996-97 season, the most ever at GCU.

Pro accolades: Became the first Mexican-born player to play in the NBA ... appeared in 28 career games, scored 58 career points and grabbed 36 rebounds with 11 blocks ... played with the Detroit Pistons and the Los Angeles Lakers in the NBA Summer League.



PAUL WESTPHAL

HEAD COACH AT GCU: 1986-88



AT GRAND CANYON

Year	School	Record
1986-87	Grand Canyon	26-12
1987-88	Grand Canyon	37-6
		63-18 (.778)

GCU accolades: Coached GCU to the 1988 NAIA national championship and a 37-6 record ... the 37 wins are the most by a coach in a single season at GCU ... held an 8-1 record in postseason games778 winning percentage is the highest by a GCU head coach.

NBA coaching record: 318-279 in 10 seasons


Pro accolades: In his first NBA season, led the Suns to a 62-20 record and an appearance in the 1993 NBA Finals against Michael Jordan and the Chicago Bulls ... made three straight playoff appearances with the Suns ... served as an assistant coach for the Suns, Dalas Mavericks and Brooklyn Nets ... owned a 27-22 record in the NBA playoffs.

AFTER GRAND CANYON

Year	Organization	Role
1988-92	Phoenix Suns	Assistant coach
1992-96	Phoenix Suns	Head coach
1998-01	Seattle SuperSonics	Head coach
2001-06	Pepperdine Waves	Head coach
2006-07	FOX Sports Net	Broadcaster
2007-08	Dallas Mavericks	Assistant coach
2008-09	Dallas Mavericks	Basketball operations
2009-12	Sacramento Kings	Head coach
2014-16	Brooklyn Nets	Assistant coach



Llamosa went on to become the first Mexican-born NBA player



Forrest declined D-I offers to play at a Christian school

OUTLOOK

REVIEW

TEAM

THIS IS GCU

HISTORY

HISTORY » LOPES IN THE PROS

ALL-TIME LISTING

Player	GCU years	Pro years	Pro countries	Pro teams
Bayard Forrest	1972-76	1977-79	United States	Phoenix Suns (NBA)
Horacio Llamas	1994-96	1996-98	United States	Phoenix Suns (NBA)
Daniel Alexander	2013-15	2016-19	United States, Sweden	Northern Arizona Suns (2016-17, G-League) Austin Spurs (2017-18, G-League) BC Lulea (2018-19, Sweden)
Grandy Glaze	2015-16	2016-pres	Canada	Correcaminos (2016-17, Mexico) Caballeros de Culiacán (2017, Mexico) St. John's Edge (2017-18, Canada) Sudbury Five (2018-19, Canada) Edmonton Stingrays (2019, Canada) Capitanes (2019, Mexico) Niaga (2020, Canada)
DeWayne Russell	2014-17	2017-pres	France, Germany, Italy	SLUC Nancy (2017-18, France) HARKO Merlins Crailsheim (2018-20, Germany) Treviso (2020-pres, Italy)
Fiifi Aidoo	2016-18	2018-pres	Finland, Spain	Ura Basket (2018-19, Finland) Joensuu Kataja (2019-20, Finland) CB Benicarlo (2020-21, Spain)
Casey Benson	2017-18	2018-pres	Slovenia, Bulgaria, Finland	Hopsi Polzela (2018-19, Slovenia) Balkan (2019-20, Bulgaria) UU-Korihait (2019-20, Finland)
Josh Braun	2013-18	2018-pres	Australia, Germany	Kalamunda Eastern Suns (2018-19, Australia) Eisbären Bremerhaven (2019-20, Germany)
Keonta Vernon	2015-18	2018-19	France	Toulouse BC (2018-19, France)
Trey Drechsel	2018-19	2019-pres	Serbia	Mladost Zemun (2019-20, Serbia) Partizan Belgrade (2020-pres, Serbia)
Michael Finke	2018-19	2019-pres	Poland	Legia Warszawa (2019-20, Poland)
Roberts Blumbergs	2017-19	2019-pres	Latvia	BK Valmiera (2019-20, Latvia) Betsafe/Liepaja (2020-21, Latvia)

This list is under construction. Email any additions or updates to josh.hauser@gcu.edu.



HISTORY » PLAYER GAME RECORDS

ALL-TIME

POINTS

1.	46	Ron Singleton	Western New Mexico	Feb. 3, 1987
2.	44	Chad Briscoe	Bridgeport	Nov. 27, 1992
	44	Ben Lindsey	La Verne	Feb. 17, 1962
4.	43	Doug Baker	La Verne	Feb. 15, 1957
5.	42	DeWayne Russell	(14) Louisville	Dec. 3, 2016

FIELD GOALS MADE

1.	18	Ben Lindsey	LaVerne	Feb. 17, 1962
----	----	-------------	---------	---------------

FIELD GOAL PERCENTAGE (min. 7 att.)

1.	Craig Johnson (10/10)	Drury	Feb. 18, 1989
2.	Horacio Llamas (9/9)	Colorado Christian	Nov. 20, 1995
	George Hall (9/9)	Northern Arizona	Jan. 17, 1978
4.	Joshua Braun (7/7)	Black Hills State	Nov. 17, 2015
	John Janssen (7/7)	CSU Dominguez Hills	Jan. 19, 2001

3-POINTERS

1.	9	Joshua Braun	Chicago State	Feb. 23, 2017
	9	Chad Briscoe	Chapman	Dec. 30, 1992
	9	Ron Singleton	Western New Mexico	Feb. 3, 1987

3-POINT PERCENTAGE (min. 5 att.)

1.	Nick Witherill (6/6)	at CSU Dominguez Hills	Nov. 17, 2009
	Craig Johnson (6/6)	Drury	Feb. 18, 1989
3.	Joshua Braun (5/5)	Black Hills State	Nov. 17, 2015
	Richard Davis (5/5)	San Francisco State	Feb. 20, 2006
	Tyrome Finney (5/5)	UC Riverside	Jan. 28, 1995
	Mike Ledbetter (5/5)	Southern Nazarene	Jan. 19, 1988

FREE THROWS MADE

1.	20	Doug Baker	Albuquerque	Jan. 26, 1957
----	----	------------	-------------	---------------

FREE THROW PERCENTAGE (min. 7 att.)

1.	14/14	Mike Haddow	Missouri-Kansas City	Dec. 19, 1974
----	-------	-------------	----------------------	---------------

REBOUNDS

1.	26	T.C. Dean	Phoenix College	Jan. 14, 1958
2.	24	Bayard Forrest	Claremont Mudd	Dec. 18, 1972

BLOCKS

1.	10	Horacio Llamas	Clarke	Dec. 16, 1995
----	----	----------------	--------	---------------

ASSISTS

1.	20	Ryan Nelson	Notre Dame de Namur	Feb. 25, 2006
2.	14	Elbert Meeks	Southern Colorado	Nov. 27, 1993
	14	Elbert Meeks	Chico State	March 13, 1993
	14	Craig Johnson	Colorado Christian	Dec. 9, 1989

STEALS

1.	10	Jeff Fudge	The Master's College	Nov. 16, 1985
----	----	------------	----------------------	---------------

DIVISION I

POINTS

1.	42	DeWayne Russell	Louisville	Dec. 3, 2016
2.	38	Michael Finke	Eastern New Mexico	Feb. 27, 2019
3.	36	Michael Finke	at Kansas City	Feb. 14, 2019
4.	35	Carlos Johnson	vs. Utah Valley (WAC Tournament)	March 15, 2019
4.	34	Joshua Braun	Utah Valley	Jan. 16, 2016

FIELD GOALS MADE

1.	16	Michael Finke	at Kansas City	Feb. 14, 2019
2.	14	Michael Finke	Eastern New Mexico	Feb. 27, 2019
	14	DeWayne Russell	Louisville	Dec. 3, 2016
4.	12	Carlos Johnson	vs. Utah Valley (WAC Tournament)	March 15, 2019
	12	Grandy Glaze	Omaha	Dec. 13, 2015
	12	Killian Larson	Chicago State	March 1, 2014

FIELD GOAL PERCENTAGE

1.	100%	Keonta Vernon (8/8)	Grambling State	Dec. 9, 2017
	100%	Joshua Braun (7/7)	Black Hills State	Nov. 17, 2015
3.	90%	Alessandro Lever (9/10)	at New Mexico	Dec. 17, 2019
	90%	Grandy Glaze (9/10)	Southern	Dec. 8, 2015
	90%	Grandy Glaze (9/10)	Mississippi Valley State	Nov. 23, 2015

3-POINTERS

1.	9	Joshua Braun	Chicago State	Feb. 23, 2017
2.	7	Joshua Braun	Utah Valley	Jan. 7, 2017
	7	Jerome Garrison	Kansas City	Feb. 27, 2014
4.	6	5 tied		

3-POINT PERCENTAGE (min. 5 att.)

1.	100%	Casey Benson (5/5)	at UT Rio Grande Valley	Feb. 8, 2018
	100%	Joshua Braun (5/5)	Black Hills State	Nov. 17, 2015
2.	83.3%	Carlos Johnson (5/6)	vs. Valparaiso (Paradise Jam)	Nov. 22, 2019
	83.3%	Gerard Martin (5/6)	Central Michigan	Dec. 3, 2015

FREE THROWS MADE

1.	17	Joshua Braun	Utah Valley	Jan. 16, 2016
2.	16	Jerome Garrison	Idaho	Jan. 23, 2014
3.	15	Jerome Garrison	CSU Bakersfield	Feb. 8, 2014
4.	14	Alessandro Lever	Seattle U	Feb. 22, 2018
	14	Alessandro Lever	at UT Rio Grande Valley	Feb. 8, 2018
	14	Joshua Braun	New Mexico State	Jan. 9, 2016

FREE THROW PERCENTAGE (min. 10 att.)

1.	100%	DeWayne Russell (13/13)	Alcorn State	Dec. 20, 2016
	100%	Joshua Braun (12/12)	Missouri-Kansas City	Feb. 18, 2016
	100%	Joshua Braun (11/11)	at UT Rio Grande Valley	Jan. 14, 2017
	100%	Jerome Garrison (11/11)	Seattle U	Jan. 25, 2014

REBOUNDS

1.	20	Killian Larson	at Idaho	Feb. 22, 2014
	20	Killian Larson	at Chicago State	Jan. 30, 2014
3.	17	Killian Larson	at New Mexico State	March 6, 2014
	17	Demetrius Walker	Vanguard	Dec. 3, 2013
	17	Killian Larson	vs. Savannah State	Nov. 22, 2013

BLOCKS

1.	5	Daniel Alexander	CSU Bakersfield	Feb. 8, 2014
	5	Daniel Alexander	Seattle U	Jan. 25, 2014

ASSISTS

1.	12	DeWayne Russell	Omaha	Dec. 13, 2015
	12	DeWayne Russell	Mississippi Valley State	Nov. 23, 2015
3.	11	DeWayne Russell	Utah Valley	Jan. 7, 2017
	11	DeWayne Russell	UT Rio Grande Valley	Jan. 7, 2016

STEALS

1.	7	Gerard Martin	Southern Illinois-Edwardsville	Nov. 28, 2016
2.	5	Gerard Martin	CSU Bakersfield	Feb. 2, 2019
	5	Damari Milstead	Arkansas State	Nov. 17, 2018
	5	Gerard Martin	at UC Riverside	Dec. 31, 2016

» TEAM GAME RECORDS

ALL-TIME

POINTS

1. 144 Arizona College of the Bible Nov. 19, 1996

FIELD GOALS MADE

1. 61 West Coast Christian Jan. 14, 1989

FIELD GOALS ATTEMPTED

1. 116 St. Michael's Feb. 12, 1966

FIELD GOAL PERCENTAGE

1. .714 (40-56) LaVerne Dec. 10, 1994

3PT MADE

1. 15 Southern Colorado Nov. 27, 1993
 15 CSU San Bernardino Dec. 29, 2005
 15 Haskell College Dec. 15, 2007

3-POINT PERCENTAGE (min. 12 att.)

1. .833 (5-6) Biola Dec. 29, 1990

FREE THROWS MADE

1. 44 Texas College Nov. 18, 1985

FREE THROWS ATTEMPTED

1. 54 Master's College Jan. 28, 1989

FREE THROW PERCENTAGE (min. 15 FTA)

1. 24-for-24 Biola Feb. 12, 1977

REBOUNDS

1. 78 California Baptist Dec. 17, 1965

ASSISTS

1. 40 West Coast Christian Jan. 14, 1989

STEALS

1. 34 Arizona College of the Bible Nov. 19, 1997

DIVISION I

POINTS

1. 104 Omaha (OT) Dec. 13, 2015
 2. 103 at California Baptist Feb. 8, 2020
 3. 100 vs. Morgan State Dec. 27, 2017
 4. 99 Utah Valley Jan. 16, 2016
 5. 96 Arkansas State Nov. 16, 2018
 96 William Jessup Jan. 23, 2018

FIELD GOALS MADE

1. 38 Mississippi Valley State Nov. 23, 2015
 38 Eastern New Mexico Feb. 28, 2019
 3. 37 Omaha (OT) Dec. 13, 2015
 4. 35 *three games*

FIELD GOALS ATTEMPTED

1. 79 at Boise State (20T) Dec. 13, 2017
 2. 77 Omaha (OT) Dec. 13, 2015
 77 at Chicago State Jan. 28, 2017
 4. 74 UT Rio Grande Valley Jan. 7, 2016
 5. 73 Bethesda Jan. 31, 2017

FIELD GOAL PERCENTAGE

1. .654 William Jessup Jan. 23, 2018
 2. .646 Black Hills State Nov. 17, 2015
 3. .627 at California Baptist Feb. 8, 2020
 4. .625 San Diego Christian Jan. 17, 2017
 5. .618 Utah Valley Feb. 14, 2015

3PT MADE

1. 14 Texas-Pan American Jan. 2, 2014
 14 Norfolk State Nov. 20, 2017
 3. 13 *six times*

3-POINT PERCENTAGE (min. 12 att.)

1. .667 at Tulsa (10/15) Dec. 18, 2013
 2. .619 Arkansas-Pine Bluff (13/21) Dec. 22, 2016
 3. .611 at California Baptist (11/18) Feb. 8, 2020
 4. .600 at Chicago State (9/15) Jan. 16, 2020
 .600 at UT Rio Grande Valley (12/20) Jan. 30, 2020
 .600 at Missouri-Kansas City (10/17) Jan. 23, 2016

FREE THROWS MADE

1. 35 Idaho Jan. 23, 2014
 2. 33 Seattle U March 7, 2015
 33 Portland State Nov. 13, 2015
 4. 31 *three games*

FREE THROWS ATTEMPTED

1. 43 Utah Valley March 5, 2016
 2. 41 at UT Rio Grande Valley Jan. 14, 2017
 41 Idaho Jan. 23, 2014
 4. 40 *five games*

FREE THROW PERCENTAGE (min. 15 FT attempts)

1. .905 at Kansas City (19/21) Jan. 19, 2020
 .905 Seattle U (19/21) Feb. 22, 2018
 .905 Jackson State (19/21) March 17, 2016
 4. .900 California Baptist (18/20) Feb. 21, 2019
 5. .895 *two games*

REBOUNDS

1. 52 Western New Mexico Nov. 16, 2013
 2. 50 Delaware State Nov. 10, 2018
 3. 48 Jacksonville Nov. 12, 2018

BLOCKS

1. 10 Seattle U 1/25/2014
 2. 8 *four games*

ASSISTS

1. 31 Eastern New Mexico Feb. 27, 2019
 2. 29 William Jessup Jan. 23, 2018
 3. 28 Mississippi Valley State Nov. 23, 2015

STEALS

1. 14 at UIC 12/10/2016
 2. 12 *four games*

HISTORY » PLAYER SEASON RECORDS

ALL-TIME

POINTS

1. 747	Chad Briscoe	1992-93
2. 726	Ron Singleton	1986-87
3. 654	Wayne Bateman	1966-67
4. 642	Dana Pope	1993-94
5. 640	Rodney Johns	1987-88
6. 602	Bayard Forrest	1974-75
7. 593	DeWayne Russell	2016-17
8. 582	Kevin Warren	1984-85
9. 566	Chad Briscoe	1991-92
10. 564	Joshua Braun	2015-16
11. 553	Noe Alonzo	2005-06
12. 552	Craig Johnson	1988-89
13. 550	Dan Williams	1987-88
14. 548	Bayard Forrest	1975-76
15. 545	Bayard Forrest	1973-74

SCORING AVERAGE

1. 24.7	Dana Pope	1993-94
2. 24.2	Wayne Bateman	1966-67
3. 24.1	Chad Briscoe	1992-93
4. 23.3	Kevin Warren	1985-86
5. 23.2	Ben Lindsey	1961-62
6. 21.2	DeWayne Russell	2016-17
7. 21.0	Chad Briscoe	1991-92
8. 20.9	Gary Mattson	1960-61
9. 20.5	Dan Williams	1988-89
10. 20.5	Noe Alonzo	2005-06

FIELD GOALS MADE

1. 290	Wayne Bateman	1966-67
2. 278	Chad Briscoe	1992-93
3. 264	Dana Pope	1993-94
4. 263	Ron Singleton	1986-87
5. 257	Bayard Forrest	1974-75

FIELD GOAL PERCENTAGE

1. .694	Bryan Lee	2005-06
2. .661	Blair Oliphant	1988-89
3. .605	Rodney Johns	1987-88
4. .604	Bob Henige	1986-87
5. .599	Cecil Scroggins	1986-87

3PT MADE

1. 107	Richard Davis	2005-06
2. 96	Chad Briscoe	1992-93
3. 90	Richard Davis	2006-07
4. 84	Dan Williams	1987-88
5. 81	Ron Singleton	1986-87
6. 78	Chad Briscoe	1991-92
7. 77	Chester Hayes	1992-93
8. 73	Joshua Braun	2015-16
9. 72	Anthony Steward	1989-90
10. 70	Spencer Inman	1999-2000

3PT FG PERCENTAGE

1. .536	Rudy Bogan	2007-08
2. .512	Ron Akre	1987-88
3. .510	Richard Davis	2005-06
4. .489	Milee Karre	2005-06
5. .463	Jason Stromvall	2006-07

FREE THROWS MADE

1. 203	Joshua Braun	2015-16
2. 187	Jerome Garrison	2013-14
3. 155	Killian Larson	2013-14
4. 153	Joshua Lowery	2012-13
5. 150	Ben Lindsey	1961-62

DIVISION I

POINTS

1. 593	DeWayne Russell	2016-17
2. 562	Joshua Braun	2015-16
3. 516	Killian Larson	2013-14
4. 495	Jerome Garrison	2013-14
5. 485	Carlos Johnson	2018-19
6. 470	Alessandro Lever	2019-20
7. 464	Carlos Johnson	2019-20
8. 461	Grandy Glaze	2015-16
9. 426	Alessandro Lever	2018-19
10. 414	Alessandro Lever	2017-18
11. 389	Joshua Braun	2017-18
12. 384	Joshua Braun	2016-17
13. 379	Joshua Braun	2014-15
14. 375	Michael Finke	2018-19
15. 351	Damari Milstead	2018-19

SCORING AVERAGE

1. 21.2	DeWayne Russell	2016-17
2. 17.5	Joshua Braun	2016-17
3. 17.2	Killian Larson	2013-14
4. 16.5	Joshua Braun	2015-16
5. 16.5	Jerome Garrison	2013-14
6. 15.7	Alessandro Lever	2019-20
7. 15.5	Carlos Johnson	2019-20
8. 14.3	Carlos Johnson	2018-19
9. 14.2	DeWayne Russell	2014-15
10. 14.0	Grandy Glaze	2015-16

FIELD GOALS MADE

1. 198	Grandy Glaze	2015-16
2. 197	DeWayne Russell	2016-17
3. 182	Alessandro Lever	2019-20
4. 180	Killian Larson	2013-14
5. 166	Carlos Johnson	2018-19

FIELD GOAL PERCENTAGE (min. 100 att.)

1. .596	Grandy Glaze	2015-16
2. .564	Keonta Vernon	2016-17
3. .541	Killian Larson	2013-14
4. .539	Michael Finke	2018-19
5. .535	Alessandro Lever	2019-20

3PT MADE

1. 73	Joshua Braun	2015-16
2. 64	Joshua Braun	2016-17
64	Joshua Braun	2017-18
4. 58	Daniel Alexander	2013-14
5. 56	Joshua Braun	2014-15
6. 52	Jerome Garrison	2013-14
52	DeWayne Russell	2016-17
8. 46	Ryan Majerle	2014-15
9. 45	Blake Davis	2013-14
45	Carlos Johnson	2019-20

3PT FG PERCENTAGE (min. 30 att.)

1. .431	Mikey Dixon	2019-20
2. .417	DeWayne Russell	2015-16
3. .416	Joshua Braun	2016-17
4. .408	Daniel Alexander	2013-14
5. .402	Gerard Martin	2015-16

FREE THROWS MADE

1. 203	Joshua Braun	2015-16
2. 187	Jerome Garrison	2013-14
3. 155	Killian Larson	2013-14
4. 147	DeWayne Russell	2016-17
5. 121	Carlos Johnson	2018-19

ALL-TIME

FREE THROW PERCENTAGE

1. .903	Chad Briscoe	1991-92
2. .896	Chad Briscoe	1992-93
3. .896	Jim Pyers	1979-80
4. .892	Jim Pyers	1981-82
5. .875	Andray Glenn	2007-08

REBOUNDS

1. 420	Bayard Forrest	1972-73
2. 415	Bayard Forrest	1974-75
3. 402	T.C. Dean	1957-58
4. 384	Bayard Forrest	1973-74
5. 348	Killian Larson	2012-13
6. 342	Ben Lindsey	1959-60
7. 341	T.C. Dean	1958-59
8. 333	Cecil Scroggins	1986-87
9. 325	Bayard Forrest	1975-76
10. 320	T.C. Dean	1956-57

BLOCKS

1. 106	Horacio Llamas	1995-96
2. 66	Horacio Llamas	1994-95
3. 64	Bryan Lee	2006-07
4. 63	Braylon Pickrel	2011-12
63	Nathan Hansen	1997-98

ASSISTS

1. 263	Ryan Nelson	2005-06
2. 228	Craig Johnson	1987-88
3. 227	Craig Johnson	1988-89
4. 185	Rodney Johns	1987-88
5. 182	DeWayne Russell	2015-16

STEALS

1. 97	Rodney Johns	1987-88
2. 90	Chad Briscoe	1992-93
3. 86	Kenny Archbold	1996-97
4. 81	Joey Allison	1990-91
5. 79	Nate Stokes	1977-78

MINUTES (since 1983-84)

1. 1,347	Rodney Johns	1987-88
2. 1,157	Ron Singleton	1986-87
3. 1,141	Kevin Warren	1984-85
4. 1,134	Jerome Garrison	2013-14
5. 1,089	Chad Briscoe	1992-93

DIVISION I

FREE THROW PERCENTAGE (min. 50 att.)

1. .868	Joshua Braun	2015-16
2. .842	Damari Milstead	2017-18
3. .817	Demetrius Walker	2013-14
4. .811	Isiah Brown	2019-20
5. .810	Michael Finke	2018-19

REBOUNDS

1. 348	Killian Larson	2013-14
2. 290	Grandy Glaze	2015-16
3. 227	Keonta Vernon	2017-18
4. 217	Keonta Vernon	2016-17
5. 197	Trey Drechsel	2018-19
6. 186	Keonta Vernon	2015-16
7. 179	Alessandro Lever	2019-20
8. 178	Joshua Braun	2015-16
9. 171	Oscar Frayer	2017-18
10. 164	Jovan Blacksher Jr.	2019-20

BLOCKS

1. 39	Keonta Vernon	2017-18
2. 34	Daniel Alexander	2013-14
3. 26	Joshua Braun	2014-15
4. 25	Oscar Frayer	2018-19
5. 24	three tied	

ASSISTS

1. 182	DeWayne Russell	2015-16
2. 152	Casey Benson	2017-18
3. 151	DeWayne Russell	2016-17
4. 122	Damari Milstead	2018-19
5. 109	Jovan Blacksher Jr.	2019-20

STEALS

1. 48	Jovan Blacksher Jr.	2019-20
2. 47	Damari Milstead	2018-19
47	DeWayne Russell	2015-16
4. 42	Gerard Martin	2016-17
5. 41	Oscar Frayer	2017-18
41	DeWayne Russell	2016-17

MINUTES

1. 1,134	Jerome Garrison	2013-14
2. 1,072	DeWayne Russell	2016-17
3. 1,054	DeWayne Russell	2015-16
4. 1,045	Joshua Braun	2015-16
5. 1,040	Jovan Blacksher Jr.	2019-20

» TEAM SEASON RECORDS

ALL-TIME

POINTS

1. 4,093	1987-88
2. 3,232	1986-87
3. 3,002	1988-89
4. 2,901	1989-90
5. 2,792	1992-93

POINTS PER GAME

1. 96.8	1988-89
2. 95.2	1987-88
3. 92.5	2005-06
4. 90.6	1985-86
5. 90.1	1992-93

FIELD GOALS MADE

1. 1,532	1987-88
2. 1,235	1986-87
3. 1,147	1988-89
4. 1,099	1989-90
5. 1,072	1977-78

FIELD GOALS ATTEMPTED

1. 2,934	1987-88
2. 2,488	1986-87
3. 2,350	1966-67
4. 2,328	1989-90
5. 2,210	1974-75

FIELD GOAL PERCENTAGE

1. .532 (1,147/2,158)	1988-89
2. .522 (1,532/2,934)	1987-88
3. .518 (856/1,652)	2005-06
4. .504 (772/1,531)	1981-82
5. .497 (897/1,806)	1978-79

3PT MADE

1. 286	2005-06
2. 257	2018-19
3. 256	2006-07
4. 255	1987-88
5. 251	2017-18

3PT FG PERCENTAGE

1. .447 (286/640)	2005-06
2. .429 (255/595)	1987-88
3. .418 (212/507)	1988-89
4. .401 (217/541)	2007-08
5. .393 (256/652)	2006-07

FREE THROWS MADE

1. 774	1987-88
2. 615	2013-14
3. 605	2012-13
4. 580	1995-96
5. 579	2015-16

FREE THROWS ATTEMPTED

1. 1,115	1987-88
2. 835	2015-16
3. 831	2013-14
4. 814	1986-87
5. 811	1995-96
811	2012-13

FREE THROW PERCENTAGE

1. .774 (499/645)	2005-06
2. .747 (457/612)	2007-08
3. .746 (456/611)	2019-20
4. .746 (605/811)	2012-13
5. 740 (615/831)	2013-14

DIVISION I

POINTS

1. 2,581	2015-16
2. 2,558	2018-19
3. 2,512	2017-18
4. 2,282	2016-17
5. 2,198	2014-15

POINTS PER GAME

1. 75.9	2015-16
2. 75.2	2018-19
3. 73.9	2017-18
4. 73.6	2016-17
5. 72.1	2013-14

FIELD GOALS MADE

1. 907	2018-19
2. 896	2015-16
3. 855	2017-18
4. 790	2016-17
5. 759	2014-15

FIELD GOALS ATTEMPTED

1. 2,006	2018-19
1. 1,992	2017-18
2. 1,979	2015-16
3. 1,812	2016-17
4. 1,683	2014-15

FIELD GOAL PERCENTAGE

1. .453	2015-16
2. .452	2018-19
3. .451	2014-15
4. .451	2019-20
5. .436	2016-17

3 POINTERS MADE

1. 257	2018-19
2. 251	2017-18
3. 210	2015-16
4. 206	2013-14
5. 205	2016-17

3 POINT FIELD GOAL PERCENTAGE

1. .360	2015-16
2. .353	2013-14
3. .333	2014-15
4. .333	2019-20
5. .331	2016-17

FREE THROWS MADE

1. 615	2013-14
2. 579	2015-16
3. 551	2017-18
4. 497	2016-17
5. 487	2018-19

FREE THROWS ATTEMPTED

1. 835	2015-16
2. 831	2013-14
3. 785	2017-18
4. 747	2016-17
5. 674	2015-16

FREE THROW PERCENTAGE

1. .746	2019-20
2. .740	2013-14
3. .731	2018-19
4. .715	2014-15
5. .702	2017-18

ALL-TIME

REBOUNDS

1. 1,669	1987-88
2. 1,519	1986-87
3. 1,423	1974-75
4. 1,404	1989-90
5. 1,341	1977-78

REBOUNDS PER GAME

1. 52.6	1958-59
2. 52.5	1959-60
3. 49.7	1957-58
4. 48.9	1965-66
5. 48.4	1960-61

BLOCKS

1. 202	1987-88
2. 180	1995-96
3. 160	1989-90
4. 155	1997-98
5. 150	1986-87

ASSISTS

1. 801	1987-88
2. 590	1988-89
3. 565	1977-78
565	1992-93
5. 540	2017-18

STEALS

1. 368	1987-88
2. 351	1992-93
3. 340	1996-97
4. 337	1986-87
5. 313	1985-86

DIVISION I

REBOUNDS

1. 1,310	2017-18
2. 1,301	2015-16
3. 1,238	2018-19
4. 1,166	2016-17
5. 1,064	2013-14

REBOUNDS PER GAME

1. 38.5	2017-18
2. 38.3	2015-16
3. 37.6	2016-17
4. 36.4	2018-19
5. 35.5	2013-14

BLOCKS

1. 134	2017-18
2. 99	2014-15
3. 90	2015-16
4. 83	2013-14
5. 79	2016-17

ASSISTS

1. 540	2017-18
2. 504	2015-16
3. 478	2018-19
4. 423	2016-17
5. 388	2014-15

STEALS

1. 233	2016-17
2. 211	2017-18
3. 209	2015-16
4. 207	2018-19
5. 171	2014-15

HISTORY » PLAYER CAREER RECORDS

ALL-TIME

POINTS

1. 2,195	Bayard Forrest	1972-76
2. 1,714	Joshua Braun	2014-18
3. 1,490	Duane Gagnon	1965-69
4. 1,420	Jim Irvine	1970-74
5. 1,373	Doug Baker	1955-59
6. 1,313	Chad Briscoe	1991-93
7. 1,310	Alessandro Lever	2017-pres
8. 1,279	Kenny Archbold	1994-97
9. 1,265	Jerome Garrison	2011-15
10. 1,249	DeWayne Russell	2014-17
11. 1,235	Ben Lindsey	1959-62
12. 1,210	T.C. Dean	1956-59
13. 1,118	Kevin Warren	1984-86
14. 1,117	Melvin Rising	1952-56
15. 1,100	Jim Pyers	1979-83

SCORING AVERAGE (min. 50 games)

1. 22.6	Chad Briscoe	1991-93
2. 21.1	Wayne Bateman	1965-67
3. 20.0	Kevin Warren	1984-86
4. 19.0	Ben Lindsey	1959-62
5. 18.9	T.C. Dean	1956-59
6. 18.3	Noe Alonzo	2004-06
7. 18.1	Danl Williams	1987-89
8. 18.0	Bayard Forrest	1972-76
9. 17.9	Maurice Carter	1990-92
10. 16.9	Joe Burnside	1968-70

FIELD GOALS MADE

1. 911	Bayard Forrest	1972-76
2. 615	Duane Gagnon	1965-69
3. 581	Jim Irvine	1970-74
4. 511	Doug Baker	1955-59
5. 505	Joshua Braun	2014-18

FIELD GOAL PERCENTAGE (min. 200 made)

1. .615	Bryan Lee	2004-07
2. .613	Blair Oliphant	1987-89
3. .591	Todd Holthaus	1991-93
4. .589	Cecil Scroggins	1985-87
5. .558	Dana Pope	1992-93

3PT MADE

1. 257	Joshua Braun	2014-18
2. 195	Chester Hayes	1990-94
3. 174	Chad Briscoe	1991-93
4. 137	Danl Williams	1987-89
5. 127	Nick Witherill	2009-12
6. 122	Milee Karre	2005-09
7. 118	Spencer Inman	1998-2000
8. 113	Mike Ledbetter	1987-89
9. 112	Oscar Frayer	2016-19
10. 110	Rudy Bogan	2006-08

3PT FG PERCENTAGE (min. 100 att.)

1. .510	Rich Davis	2005-06
2. .485	Rudy Bogan	2006-08
3. .469	Ron Akre	1986-88
4. .454	Mike Ledbetter	1987-89
5. .448	Noe Alonzo	2004-06

FREE THROWS MADE

1. 449	Joshua Braun	2014-18
2. 421	Jerome Garrison	2011-15
3. 373	Bayard Forrest	1972-76
4. 351	Doug Baker	1955-59
5. 347	Ben Lindsey	1959-62

DIVISION I

POINTS

1. 1,714	Joshua Braun	2014-18
2. 1,310	Alessandro Lever	2017-pres
3. 1,249	DeWayne Russell	2014-17
4. 949	Carlos Johnson	2018-20
5. 838	Keonta Vernon	2015-18
6. 812	Oscar Frayer	2016-19
7. 745	Jerome Garrison	2013-15
8. 541	Daniel Alexander	2013-15
9. 516	Killian Larson	2013-14
10. 497	Gerard Martin	2015-19
11. 481	Matt Jackson	2014-19
12. 469	Damari Milstead	2017-19
13. 461	Grandy Glaze	2015-16
14. 392	Ryan Majerle	2014-16
15. 378	De'Andre Davis	2014-16

SCORING AVERAGE (min. 50 games)

1. 14.8	Carlos Johnson	2018-20
2. 14.7	DeWayne Russell	2014-17
3. 14.0	Joshua Braun	2014-18
4. 13.4	Alessandro Lever	2017-pres
5. 12.0	Jerome Garrison	2013-15
6. 10.6	Daniel Alexander	2013-15
7. 8.5	Keonta Vernon	2015-18
8. 8.4	Oscar Frayer	2016-19
9. 7.8	Damari Milstead	2017-19
10. 6.0	De'Andre Davis	2014-16

FIELD GOALS MADE

1. 504	Joshua Braun	2014-18
2. 475	Alessandro Lever	2017-pres
3. 416	DeWayne Russell	2014-17
4. 340	Keonta Vernon	2015-18
5. 325	Carlos Johnson	2018-20

FIELD GOAL PERCENTAGE (min. 200 made)

1. .518	Keonta Vernon	2015-18
2. .479	Alessandro Lever	2017-pres
3. .471	Carlos Johnson	2018-20
4. .441	Jerome Garrison	2013-15
5. .436	Oscar Frayer	2016-19

3PT MADE

1. 257	Joshua Braun	2014-18
2. 112	Oscar Frayer	2016-19
3. 97	Alessandro Lever	2017-pres
4. 95	Gerard Martin	2015-19
5. 89	Daniel Alexander	2013-15
6. 88	Ryan Majerle	2014-16
7. 81	DeWayne Russell	2014-17
8. 77	Carlos Johnson	2018-20
9. 71	Jerome Garrison	2013-15
10. 54	Matt Jackson	2014-19

3PT FG PERCENTAGE (min. 100 att.)

1. .389	Ryan Majerle	2014-16
2. .388	DeWayne Russell	2014-17
3. .381	Joshua Braun	2014-18
4. .370	Damari Milstead	2017-19
5. .364	Jerome Garrison	2013-15

FREE THROWS MADE

1. 449	Joshua Braun	2014-18
2. 336	DeWayne Russell	2014-17
3. 263	Alessandro Lever	2017-pres
4. 244	Jerome Garrison	2013-15
5. 222	Carlos Johnson	2018-20

ALL-TIME

FREE THROW PERCENTAGE (min. 200 made)

1. .875	Jim Pyers	1979-83
2. .813	Joshua Braun	2014-18
3. .810	Kevin Warren	1984-86
4. .796	Noe Alonzo	2004-06
5. .778	Lynn South	1962-66

REBOUNDS

1. 1,544	Bayard Forrest	1972-76
2. 1,063	T.C. Dean	1956-59
3. 891	Jim Rice	1967-71
4. 862	Bill Price	1976-80
5. 847	Duane Gagnon	1965-69
6. 827	Ben Lindsey	1959-62
7. 810	Bob Hill	1952-56
8. 781	Melvin Rising	1952-56
9. 764	Jim Irvine	1970-74
10. 733	Bill Sullivan	1965-68

BLOCKS

1. 172	Horacio Llamas	1994-96
2. 150	Nathan Hansen	1995-98
3. 147	Bryan Lee	2004-07
4. 137	Joshua Ondigo	1988-92
5. 94	Andre Hall	1997-99

ASSISTS

1. 455	Craig Johnson	1987-89
2. 423	DeWayne Russell	2014-17
3. 421	Bayard Forrest	1972-76
4. 387	Ryan Nelson	2004-06
5. 292	Chester Hayes	1990-94

STEALS

1. 210	Jim Irvine	1970-74
2. 198	Kenny Archbold	1994-97
3. 192	David Everett	1971-76
4. 161	Rodney Johns	1986-88
5. 155	Chad Briscoe	1991-93

MINUTES (since 1983-84)

1. 3,641	Joshua Braun	2014-18
2. 3,367	Jerome Garrison	2011-15
3. 2,895	DeWayne Russell	2014-17
4. 2,802	Touré Knighton	1997-2001
5. 2,628	Gerard Martin	2015-19

DIVISION I

FREE THROW PERCENTAGE (min. 200 made)

1. .813	Joshua Braun	2014-18
2. .767	Alessandro Lever	2017-pres
3. .763	Carlos Johnson	2018-20
4. .748	Jerome Garrison	2013-15
5. .738	DeWayne Russell	2014-17

REBOUNDS

1. 631	Keonta Vernon	2015-18
2. 580	Alessandro Lever	2017-pres
3. 565	Joshua Braun	2014-18
4. 454	Oscar Frayer	2016-19
5. 355	Gerard Martin	2015-19
6. 348	Killian Larson	2013-14
7. 329	Matt Jackson	2014-19
8. 291	Carlos Johnson	2018-20
9. 290	Grandy Glaze	2015-16
10. 273	DeWayne Russell	2014-17

BLOCKS

1. 74	Joshua Braun	2014-18
2. 73	Oscar Frayer	2016-19
3. 71	Keonta Vernon	2015-18
4. 58	Daniel Alexander	2013-15
5. 36	Gerard Martin	2015-19

ASSISTS

1. 423	DeWayne Russell	2014-17
2. 236	Gerard Martin	2015-19
3. 153	Alessandro Lever	2017-pres
4. 152	Casey Benson	2017-18
5. 150	Damari Milstead	2017-19

STEALS

1. 119	DeWayne Russell	2014-17
2. 113	Gerard Martin	2015-19
3. 104	Oscar Frayer	2016-19
4. 91	Joshua Braun	2014-18
5. 80	Keonta Vernon	2015-18

MINUTES

1. 3,641	Joshua Braun	2014-18
2. 2,895	DeWayne Russell	2014-17
3. 2,628	Gerard Martin	2015-19
4. 2,596	Alessandro Lever	2017-pres
5. 2,485	Oscar Frayer	2016-19

» CLASS RECORDS

Category		Freshman		Sophomore		Junior		Senior	
	(Game)	--		--		--		--	
Points		500	Bayard Forrest 72-73	562	Joshua Braun 15-16	642	Dana Pope 93-94	747	Chad Briscoe 92-93
	(Season)	414	Alessandro Lever 17-18	545	Bayard Forrest 73-74	602	Bayard Forrest 74-75	726	Ron Singleton 86-87
		379	Joshua Braun 14-15	517	Duane Gagnon 66-67	582	Kevin Warren 84-85	654	Wayne Bateman 66-67
Scoring average (min. 15 games)		17.2	Bayard Forrest 72-73	20.3	Doug Baker 56-57	24.7	Dana Pope 93-94	24.2	Wayne Bateman 66-67
	(Season)	12.2	Alessandro Lever 17-18	19.6	T.C. Dean 56-57	21.0	Chad Briscoe 91-92	24.1	Chad Briscoe 92-93
		11.9	Bo Warren 62-63	19.1	Duane Gagnon 66-67	19.8	Bob Deines 57-58	23.3	Kevin Warren 85-86
	(Game)	--		--		--		--	
Rebounds		420	Bayard Forrest 72-73	384	Bayard Forrest 73-74	415	Bayard Forrest 74-75	348	Killian Larson 13-14
	(Season)	256	Alessandro Lever 17-18	342	Ben Lindsey 59-60	402	T.C. Dean 57-58	341	T.C. Dean 58-59
		181	Bo Warren 62-63	320	T.C. Dean 56-57	319	Jim Rice 69-70	333	Cecil Scroggins 86-87
	(Game)	--		--		--		--	
Assists		109	Jovan Blacksher Jr. 19-20	137	Bayard Forrest 73-74	228	Craig Johnson 87-88	263	Ryan Nelson 05-06
	(Season)	86	Gerard Martin 15-16	122	Damari Milstead 18-19	182	DeWayne Russell 15-16	227	Craig Johnson 88-89
		84	Brad Carroll 09-10	109	Chester Hayes 92-93	134	Willie Polk 77-78	185	Rodney Johns 87-88
	(Game)	--		--		--		--	
Steals		56	Jeff Fudge 85-86	78	Jim Irvine 71-72	74	David Everett 74-75	97	Rodney Johns 87-88
	(Season)	48	Jovan Blacksher Jr. 19-20	61	Ben Lindsey 59-60	69	Rod Monteverde 84-85	90	Chad Briscoe 92-93
		40	Mark Murphy 96-97	50	Richard Bacon 76-77	67	Kenny Archbold 95-96	86	Kenny Archbold 96-97
	(Game)	--		--		--		--	
Blocks		44	Emilio Kovacic 87-88	44	Joshua Ondigo 89-90	66	Horacio Llamas 94-95	106	Horacio Llamas 95-96
	(Season)	40	Bryan Lee 03-04	34	Bryan Lee 04-05	63	Braylon Pickrel 11-12	64	Bryan Lee 06-07
		32	Joshua Ondigo 88-89	30	Nathan Hansen 95-96	60	Gijs Geerders 89-90	63	Nathan Hansen 97-98
	(Game)	--		--		--		--	
3-pointers made		56	Joshua Braun 14-15	73	Joshua Braun 15-16	107	Richard Davis 05-06	96	Chad Briscoe 92-93
	(Season)	50	Steve Morin 09-10	42	Nick Witherill 09-10	84	Dan Williams 87-88	90	Richard Davis 06-07
		43	Mark Murphy 96-97	41	Oscar Frayer 17-18	78	Chad Briscoe 91-92	81	Ron Singleton 86-87
	(Game)	--		--		--		--	
Free throws made		108	Alessandro Lever 17-18	203	Joshua Braun 15-16	187	Jerome Garrison 13-14	155	Killian Larson 13-14
	(Season)	92	Doug Baker 55-56	145	T.C. Dean 56-57	150	Kevin Warren 84-85	153	Joshua Lowery 12-13
		90	Bayard Forrest 72-73	136	Doug Baker 56-57	121	Kenny Archbold 95-96	150	Ben Lindsey 61-62
Rebound average (min. 15 games)		14.5	Bayard Forrest 72-73	14.3	Ben Lindsey 59-60	20.1	T.C. Dean 57-58	17.1	T.C. Dean 58-59
	(Season)	8.3	Bob Hill 52-53	13.3	T.C. Dean 56-57	12.6	Bayard Forrest 74-75	12.0	Ben Lindsey 61-62
		8.2	Bo Warren 62-63	12.8	Bayard Forrest 73-74	11.8	Jim Rice 69-70	11.6	Killian Larson 13-14
Field goal pct. (min. 100 makes)		54.7	Emilio Kovacic 87-88	60.4	Bob Henige 86-87	69.4	Bryan Lee 05-06	66.1	Blair Oliphant 88-89
	(Season)	52.6	George Slade 77-78	53.3	T.C. Dean 56-57	58.4	Jerry Allen 96-97	60.5	Rodney Johns 87-88
		52.0	Bryan Lee 03-04	53.2	Bayard Forrest 73-74	58.0	Braylon Pickrel 11-12	59.9	Cecil Scroggins 86-87
3-point pct. (min. 30 makes)		40.2	Gerard Martin 15-16	41.8	Brad Carroll 10-11	51.0	Richard Davis 05-06	53.6	Rudy Bogan 07-08
	(Season)	38.1	Joshua Braun 14-15	41.7	Chester Hayes 91-92	45.5	Mike Ledbetter 87-88	51.2	Ron Akre 87-88
		37.7	Mark Murphy 96-97	39.2	Joshua Braun 15-16	45.3	Chester Hayes 92-93	46.3	Jason Stromvall 06-07
Free throw pct. (min. 50 makes)		89.6	Jim Pyers 79-80	86.8	Joshua Braun 15-16	90.3	Chad Briscoe 91-92	89.6	Chad Briscoe 92-93
	(Season)	82.4	Jerome Garrison 11-12	82.3	Howard Dean 55-56	89.2	Jim Pyers 81-82	87.2	Jim Pyers 82-83
		81.8	Brian Hunter 03-04	81.5	Jerome Garrison 12-13	87.5	A. Glenn 07-08 W. Polk 77-78	86.8	George Holm 76-77
Minutes average (tracked since 1983-84)		34.6	Jovan Blacksher Jr. 19-20	33.4	DeWayne Russell 14-15	35.1	Curtis Green 03-04	38.3	DeWayne Russell 16-17
	(Season)	32.7	Brad Carroll 09-10	32.6	Chester Hayes 91-92	34.6	Kevin Warren 84-85	37.8	Jerome Garrison 13-14
		28.6	Sam Daly 13-14	30.7	Joshua Braun 15-16	34.2	Chester Hayes 92-93	35.8	John Janssen 02-03

HISTORY » POSTSEASON HISTORY

NAIA ERA

1972-73 NAIA Tournament

3/13 vs. Winona State L 64-70

1973-74 NAIA Tournament

3/11 vs. Virginia State W 69-65

3/13 vs. Indiana Penn L 65-66

1974-75 NAIA Tournament - Championship

3/11 vs. Willamette W 83-60

3/12 vs. Illinois Wesleyan W 66-63

3/13 vs. Wisconsin-Parkside W 70-54

3/14 vs. Alcorn State W 88-68

3/15 vs. Midwestern W 65-54

1975-76 NAIA Tournament

3/9 vs. Central State W 57-52

3/10 vs. Newberry L 58-65

1977-78 NAIA Tournament - Championship

3/13 vs. Cumberland College W 70-64

3/15 vs. Hawaii-Hilo W 83-67

3/16 vs. Central State (50T) W 88-82

3/17 vs. East Texas State W 74-69

3/18 vs. Kearney State W 79-75

1978-79 NAIA Tournament

3/12 vs. Marymount L 74-79

1979-80 NAIA Tournament

3/11 vs. Clarion State L 75-83

1987-88 NAIA Tournament

3/17 vs. Hastings College W 103-75

3/18 vs. Fort Hays State W 101-95

3/19 vs. College of Idaho (OT) W 99-96

3/21 vs. Waynesburg W 108-106

3/22 vs. Auburn-Montgomery (OT) W 88-86

1988-89 NAIA Tournament

3/15 vs. Western Montana L 65-79

1989-90 NAIA Tournament

3/14 vs. Briar Cliff W 73-66

3/15 vs. USC-Spartanburg L 69-75



NCAA DIVISION II ERA

1995-96 West Regional

3/7 vs. Alaska Anchorage W 105-96

3/8 at CSU Bakersfield L 65-71

1996-97 West Regional

3/6 vs. UC Davis W 78-66

3/7 at CSU Bakersfield L 70-80

1997-98 West Regional | Phoenix, Ariz.

3/5 vs. CSU Los Angeles L 53-58

2006-07 West Regional | Arcata, Calif.

3/9 vs. Seattle Pacific W 87-65

3/10 vs. Humboldt State L 81-95

2011-12 West Regional | Bellingham, Wash.

3/9 at Western Washington L 73-79

2012-13 West Regional | Bellingham, Wash.

3/15 vs. Seattle Pacific L 59-85

NCAA DIVISION I ERA

2013-14 CollegeInsider.com Tournament

3/19 Pacific (Antelope Gym) L 67-69

2014-15 CollegeInsider.com Tournament

3/18 Northern Arizona L 70-75

2015-16 CollegeInsider.com Tournament

3/14 South Carolina State W 78-74

3/17 Jackson State W 64-54

5/23 at Coastal Carolina L 58-60

2017-18 College Basketball Invitational

3/14 Mercer L 73-78

2018-19 College Basketball Invitational

3/20 at West Virginia L 63-77



» POSTSEASON RECORD BOOK

	INDIVIDUAL		TEAM	
	Division I	All-time	Division I	All-time
Points	24, Royce Woolridge (CIT) March 28, 2015 vs. Northern Ariz. 20, 3 tied	41, Rodney Johns (NAIA Final) March 22, 1988 vs. Auburn-Mont. 39, Rodney Johns (NAIA) March 21, 1988 vs. Waynesburg	78 (CIT) March 14, 2016 vs. S.C. State 73 (CBI) March 14, 2018 vs. Mercer	108 (NAIA) March 21, 1988 vs. Waynesburg 105 (NCAA D2), OT March 7, 1996 vs. Alaska-Anchorage
Field goals	9, Royce Woolridge (CIT) March 28, 2015 vs. Northern Ariz. 8, Grandy Glaze (CIT) March 23, 2016 at Coastal Carolina 8, Keonta Vernon (CBI) March 14, 2018 vs. Mercer	17, Rodney Johns (NAIA Final) March 22, 1988 vs. Auburn-Mont. 16, Bayard Forrest (NAIA) March 14, 1975 vs. Alcorn State 15, Rodney Johns (NAIA) March 21, 1988 vs. Waynesburg	28 (CIT) March 28, 2015 vs. Northern Ariz. 28 (CBI) March 14, 2018 vs. Mercer	45 (NAIA) March 21, 1988 vs. Waynesburg 39 (NAIA) March 17, 1988 vs. Hastings 38 (NAIA) March 18, 1988 vs. Ft. Hays State
Field goal pct. <i>(min. 7 attempts)</i>	80% (8/10), Keonta Vernon (CBI) March 14, 2018 vs. Mercer 77.8% (7/9), Grandy Glaze (CIT) March 14, 2016 vs. S.C. State	100% (8/8), Bill Price (NAIA) March 12, 1979 vs. Marymount 84.6% (11/13), George Hall (NAIA) March 15, 1978 vs. Hawaii-Hilo	47.7% (21/44) (CIT) March 19, 2014 vs. Pacific 47.4% (27/57) (CIT) March 14, 2018 vs. S.C. State	70.6% (36/51) (NAIA), 50T March 16, 1978 vs. Central State 63.0% (34/54) (NCAA D2) March 9, 2007 vs. Seattle Pacific
3-pointers	6, Daniel Alexander (CIT) March 19, 2014 vs. Pacific 3, 3 tied	6, Daniel Alexander (CIT) March 19, 2014 vs. Pacific 4, 3 tied	11 (CIT) March 19, 2014 vs. Pacific 8 (CIT) March 14, 2016 vs. S.C. State	11 (CIT) March 19, 2014 vs. Pacific 9 (NAIA) March 21, 1988 vs. Waynesburg
3-point pct. <i>(min. 5 attempts)</i>	60% (6/10), Daniel Alexander (CIT) March 19, 2014 vs. Pacific 60% (3/5), Casey Benson (CBI) March 14, 2018 vs. Mercer	66.7% (4/6), Ron Akre (NAIA) March 21, 1988 vs. Waynesburg 66.7% (4/6), Mike Ledbetter (NAIA) March 18, 1988 vs. Ft. Hays State	50.0% (11/22) (CIT) March 19, 2014 vs. Pacific 31.3% (5/16) (CIT) March 17, 2016 vs. Jackson State	64.5% (6/11) (NCAA D2) March 9, 2007 vs. Seattle Pacific 64.2% (9/14) (NAIA) March 21, 1988 vs. Waynesburg
Free throws	10, Josh Braun (CIT) March 17, 2016 vs. Jackson State 8, Killian Larson (CIT) March 19, 2014 vs. Pacific	10, Josh Braun (CIT) March 17, 2016 vs. Jackson State 9, 2 tied	19 (CIT) March 17, 2016 vs. Jackson State 16 (CIT) March 14, 2016 vs. S.C. State	33 (NAIA), OT March 19, 1978 vs. Col. of Idaho 29 (NAIA) March 21, 1988 vs. Waynesburg
Free throw pct. <i>(min. 7 attempts for individual, 10 for team)</i>	100% (10/10), Josh Braun (CIT) March 17, 2016 vs. Jackson State 72.7% (8/11), Killian Larson (CIT) March 19, 2014 vs. Pacific	100% (10/10), Josh Braun (CIT) March 17, 2016 vs. Jackson State 90% (9/10), Mike Ledbetter (NAIA), OT March 19, 1978 vs. Col. of Idaho	100% (11/11) (CIT) March 28, 2015 vs. Northern Ariz. 90.5% (19/21) (CIT) March 17, 2016 vs. Jackson State	100% (11/11) (CIT) March 28, 2015 vs. Northern Ariz. 93.8% (15/16) (NAIA) March 11, 1980 vs. Clarion State
Rebounds	13, Grandy Glaze (CIT) March 23, 2016 at Coastal Carolina 13, Daniel Alexander (CIT) March 28, 2015 vs. Northern Ariz.	18, Bayard Forrest (NAIA) March 10, 1976 vs. Newberry 17, Gijs Geerders (NAIA) March 15, 1990 vs. USC-Spartanb.	41 (CIT) March 23, 2016 at Coastal Carolina 41 (CIT) March 28, 2015 vs. Northern Ariz.	50 (NAIA) March 14, 1990 vs. Briar Cliff 49 (NAIA) March 15, 1990 vs. USC-Spartanb.
Blocks	3, Oscar Frayer (CBI) March 20, 2019 at West Virginia	3, 3 tied	5 (CBI) March 14, 2018 vs. Mercer	5 (CBI) March 14, 2018 vs. Mercer 5 (NCAA D2) March 9, 2012 vs. Western Wash.
Assists	7, DeWayne Russell (CIT) March 17, 2016 vs. Jackson State 7, Casey Benson (CBI) March 14, 2018 vs. Mercer 7, Akachi Okugo (CIT) March 19, 2014 vs. Pacific	9, Craig Johnson (NAIA) March 18, 1988 vs. Ft. Hays State 9, Willie Polk (NAIA) March 12, 1979 vs. Marymount 8, Craig Johnson (NAIA) March 21, 1988 vs. Waynesburg	18 (CIT) March 19, 2014 vs. Pacific 17 (CBI) March 14, 2018 vs. Mercer 16 (CIT) March 14, 2016 vs. S.C. State	22 (NAIA) March 21, 1988 vs. Waynesburg 21 (NAIA) March 18, 1988 vs. Ft. Hays State 18, 2 tied
Steals	3, Gerard Martin (CIT) March 23, 2016 at Coastal Carolina 3, Oscar Frayer (CBI) March 14, 2018 vs. Mercer 3, Royce Woolridge (CIT) March 28, 2015 vs. Northern Ariz.	5, Kenny Archbold (NCAA D2) March 7, 1996 vs. Alaska-Anchorage 4, Mike Ledbetter (NAIA Final) March 22, 1988 vs. Auburn-Mont. 3, several tied	8 (CIT) March 23, 2016 at Coastal Carolina 7 (CIT) March 14, 2016 vs. S.C. State 7 (CIT) March 28, 2015 vs. Northern Ariz.	11 (NAIA), OT March 19, 1978 vs. Col. of Idaho 10 (NAIA) March 14, 1990 vs. Briar Cliff 8, 2 tied

HISTORY » 1,000-POINT CLUB


Noe Alonzo
Kenny Archbold
Doug Baker
Wayne Bateman
Joshua Braun

Chad Briscoe
Maurice Carter
T.C. Dean
Bayard Forrest
Duane Gagnon

Jerome Garrison
Mike Haddow
Chester Hayes
Bob Hill
Jim Irvine

Toure Knighton
Alessandro Lever
Benny Lindsey
Gary Mattson
Jim Pyers


Jim Rice
Melvin Rising
DeWayne Russell
Bo Warren
Kevin Warren



Alonzo



Archbold



Baker



Bateman



Braun



Briscoe



Carter

NOE ALONZO

6-6 • Guard/Forward • Queen Creek, Ariz. • 2004-06 • 22nd on all-time scoring list

Year	GP	GS	MIN	AVG	FG	FGA	PCT	3P	3PA	PCT	FT	FTA	PCT	OFF	DEF	TOT	AVG	PF	AST	AVG	TO	BLK	STL	PTS	AVG
2004-05	29	27	904	31.2	166	321	.517	31	71	.437	108	136	.794	41	106	147	5.1	75	38	1.3	45	12	20	471	16.2
2005-06	27	27	882	32.7	168	320	.525	68	150	.453	149	187	.797	24	119	143	5.3	66	46	1.7	61	14	26	553	20.5
2 years	56	54	1786	31.9	334	641	.521	99	221	.448	257	323	.796	65	225	290	5.2	141	84	1.5	106	26	46	1024	18.3

KENNY ARCHBOLD

6-2 • Guard • Brooklyn, N.Y. • 1994-97 • 8th on all-time scoring list

Year	GP	GS	MIN	AVG	FG	FGA	PCT	3P	3PA	PCT	FT	FTA	PCT	OFF	DEF	TOT	AVG	PF	AST	AVG	TO	BLK	STL	PTS	AVG
1994-95	28	0	0	0.0	122	275	.444	13	47	.277	88	140	.629	0	104	104	3.7	0	65	2.3	0	7	45	345	12.3
1995-96	29	29	931	32.1	156	337	.463	29	92	.315	121	174	.695	37	90	127	4.4	73	84	2.9	62	13	67	462	15.9
1996-97	29	29	885	30.5	178	358	.497	32	103	.311	81	115	.704	24	79	103	3.6	77	65	2.2	90	9	86	469	16.2
3 years	86	58	1816	21.1	456	970	.470	74	242	.306	290	429	.676	61	273	334	3.9	150	214	2.5	152	29	198	1276	14.8

DOUG BAKER

Chandler, Ariz. • 1955-59 • 5th on all-time scoring list

Year	GP	GS	MIN	AVG	FG	FGA	PCT	3P	3PA	PCT	FT	FTA	PCT	OFF	DEF	TOT	AVG	PF	AST	AVG	TO	BLK	STL	PTS	AVG
1955-56	23	--	--	--	90	239	.377	--	--	--	92	142	.648	0	141	141	6.1	42	--	--	42	--	--	272	11.8
1956-57	23	--	--	--	166	405	.410	--	--	--	136	171	.795	0	179	179	7.8	58	--	--	83	--	--	468	20.3
1957-58	20	--	--	--	135	331	.408	--	--	--	46	69	.667	62	102	164	8.2	45	9	0.5	51	--	24	316	15.8
1958-59	20	--	--	--	120	318	.377	--	--	--	77	100	.770	68	114	182	9.1	53	20	1.0	39	--	48	317	15.9
Total	86	--	--	--	511	1293	.395	--	--	--	351	482	.728	130	536	666	7.7	198	29	0.3	215	--	72	1373	16.0

WAYNE BATEMAN

6-2 • Forward • Phoenix, Ariz. • 1965-67 • 18th on all-time scoring list

Year	GP	GS	MIN	AVG	FG	FGA	PCT	3P	3PA	PCT	FT	FTA	PCT	OFF	DEF	TOT	AVG	PF	AST	AVG	TO	BLK	STL	PTS	AVG
1965-66	24	--	--	--	194	458	.424	--	--	--	34	46	.739	76	118	194	8.1	84	25	1.0	32	--	23	422	17.6
1966-67	27	--	--	--	290	670	.433	--	--	--	74	106	.698	101	157	258	9.6	81	21	0.8	36	--	48	654	24.2
Total	51	--	--	--	484	1128	.429	--	--	--	108	152	.711	177	275	452	8.9	165	46	0.9	68	--	71	1076	21.1

JOSHUA BRAUN

6-4 • Guard • Anthem, Ariz. • 2014-18 • 2nd on all-time scoring list • 1st on D-I scoring list

Year	GP	GS	MIN	AVG	FG	FGA	PCT	3P	3PA	PCT	FT	FTA	PCT	OFF	DEF	TOT	AVG	PF	AST	AVG	TO	BLK	STL	PTS	AVG
2014-15	32	26	857	26.8	134	291	.460	56	147	.381	55	71	.775	38	119	157	4.9	59	24	0.8	22	26	27	379	11.8
2015-16	34	33	1045	30.7	144	329	.438	73	186	.392	203	234	.868	56	121	177	5.2	71	37	1.1	44	23	26	564	16.6
2016-17	22	22	740	33.6	109	245	.445	64	154	.416	102	127	.803	27	74	101	4.6	39	31	1.4	32	8	12	384	17.5
2017-18	34	34	999	29.4	118	317	.372	64	188	.340	89	120	.742	47	83	130	3.8	69	48	1.4	49	17	26	389	11.4
Total	122	115	3641	29.8	505	1182	.427	257	675	.381	449	552	.813	168	397	565	4.6	238	140	1.1	147	74	91	1716	14.1

CHAD BRISCOE

6-0 • Guard • Pittsburg, Calif. • 1991-93 • 6th on all-time scoring list

Year	GP	GS	MIN	AVG	FG	FGA	PCT	3P	3PA	PCT	FT	FTA	PCT	OFF	DEF	TOT	AVG	PF	AST	AVG	TO	BLK	STL	PTS	AVG
1991-92	27	20	922	34.1	202	395	.511	78	176	.443	84	93	.903	23	97	120	4.4	50	100	3.7	64	1	65	566	21.0
1992-93	31	31	1089	35.1	278	547	.508	96	235	.409	95	106	.896	19	76	95	3.1	63	124	4.0	64	5	90	747	24.1
Total	58	51	2011	34.7	480	942	.510	174	411	.423	179	199	.899	42	173	215	3.7	113	224	3.9	128	6	155	1313	22.6


MAURICE CARTER

6-2 • Guard • Chicago, Ill. • 1990-92 • 20th on all-time scoring list

Year	GP	GS	MIN	AVG	FG	FGA	PCT	3P	3PA	PCT	FT	FTA	PCT	OFF	DEF	TOT	AVG	PF	AST	AVG	TO	BLK	STL	PTS	AVG
1990-91	30	29	911	30.4	200	478	.418	52	158	.329	72	94	.766	38	59	97	3.2	85	59	2.0	85	5	35	524	17.5
1991-92	28	14	787	28.1	191	425	.449	27	89	.303	107	154	.695	31	63	94	3.4	77	43	1.5	72	5	33	516	18.4
Total	58	43	1698	29.3	391	903	.433	79	247	.320	179	248	.722	69	122	191	3.3	162	102	1.8	157	10	68	1040	17.9



Dean



Forrest

T.C. DEAN

6-3 • Forward/Center • Phoenix, Ariz. • 1956-59 • 12th on all-time scoring list

Year	GP	GS	MIN	AVG	FG	FGA	PCT	3P	3PA	PCT	FT	FTA	PCT	OFF	DEF	TOT	AVG	PF	AST	AVG	TO	BLK	STL	PTS	AVG
1956-57	24	--	--	--	163	306	.533	--	--	--	145	248	.585	--	--	320	13.3	70	0	0.0	114	--	0	471	19.6
1957-58	20	--	--	--	144	291	.495	--	--	--	85	161	.528	176	226	402	20.1	51	7	0.4	117	--	19	373	18.7
1958-59	20	--	--	--	136	248	.548	--	--	--	94	174	.540	148	193	341	17.1	48	31	1.6	91	--	36	366	18.3
Total	64	--	--	--	443	845	.524	--	--	--	324	583	.556	324	739	1063	16.6	169	38	0.6	322	--	55	1210	18.9

BAYARD FORREST

6-10 • Center • Bandon, Ore. • 1972-76 • 1st on all-time scoring list

Year	GP	GS	MIN	AVG	FG	FGA	PCT	3P	3PA	PCT	FT	FTA	PCT	OFF	DEF	TOT	AVG	PF	AST	AVG	TO	BLK	STL	PTS	AVG
1972-73	29	--	--	--	205	409	.501	--	--	--	90	130	.692	131	289	420	14.5	85	64	2.2	56	--	34	500	17.2
1973-74	30	--	--	--	227	427	.532	--	--	--	91	117	.778	125	259	384	12.8	71	137	4.6	70	--	38	545	18.2
1974-75	33	--	--	--	257	457	.562	--	--	--	88	136	.647	157	258	415	12.6	92	101	3.1	78	--	37	602	18.2
1975-76	30	--	--	--	222	410	.541	--	--	--	104	151	.689	86	239	325	10.8	66	119	4.0	67	--	31	548	18.3
Total	122	--	--	--	911	1703	.535	--	--	--	373	534	.699	499	1045	1544	12.7	314	421	3.5	271	--	140	2195	18.0

DUANE GAGNON

6-4 • Forward • Flagstaff, Ariz. • 1965-69 • 3rd on all-time scoring list

Year	GP	GS	MIN	AVG	FG	FGA	PCT	3P	3PA	PCT	FT	FTA	PCT	OFF	DEF	TOT	AVG	PF	AST	AVG	TO	BLK	STL	PTS	AVG
1965-66	23	--	--	--	80	199	.402	--	--	--	39	57	.684	74	83	157	6.8	42	7	0.3	24	--	11	199	8.7
1966-67	27	--	--	--	207	458	.452	--	--	--	103	131	.786	121	177	298	11.0	84	17	0.6	42	--	38	517	19.1
1967-68	24	--	--	--	197	454	.434	--	--	--	76	96	.792	84	157	241	10.0	62	6	0.3	38	--	21	470	19.6
1968-69	22	--	--	--	131	280	.468	--	--	--	42	53	.792	62	89	151	6.9	45	15	0.7	22	--	15	304	13.8
Total	96	--	--	--	615	1391	.442	--	--	--	260	337	.772	341	506	847	8.8	233	45	0.5	126	--	85	1490	15.5

JEROME GARRISON

6-3 • Guard • Phoenix, Ariz. • 2011-15 • 9th on all-time scoring list

Year	GP	GS	MIN	AVG	FG	FGA	PCT	3P	3PA	PCT	FT	FTA	PCT	OFF	DEF	TOT	AVG	PF	AST	AVG	TO	BLK	STL	PTS	AVG
2011-12	27	17	649	24.0	84	172	.488	17	42	.405	89	108	.824	23	30	53	2.0	71	37	1.4	47	12	20	274	10.1
2012-13	30	22	736	24.5	71	178	.399	16	52	.308	88	108	.815	26	41	67	2.2	77	44	1.5	48	12	17	246	8.2
2013-14	30	30	1134	37.8	128	306	.418	52	130	.400	187	236	.792	18	66	84	2.8	75	64	2.1	61	10	14	495	16.5
2014-15	32	32	848	26.5	87	182	.478	19	65	.292	57	90	.633	36	71	107	3.3	83	40	1.3	32	10	13	250	7.8
Total	119	101	3367	28.3	370	838	.442	104	289	.360	421	542	.777	103	208	311	2.6	306	185	1.6	188	44	64	1265	10.6

MIKE HADDOW

6-5 • Guard/Forward • Huntington Beach, Calif. • 1973-75 • 24th on all-time scoring list

Year	GP	GS	MIN	AVG	FG	FGA	PCT	3P	3PA	PCT	FT	FTA	PCT	OFF	DEF	TOT	AVG	PF	AST	AVG	TO	BLK	STL	PTS	AVG
1973-74	30	--	--	--	205	410	.500	--	--	--	83	102	.814	34	85	119	4.0	60	61	2.0	77	--	42	493	16.4
1974-75	33	--	--	--	207	458	.452	--	--	--	108	131	.824	27	86	113	3.4	71	64	1.9	81	--	39	522	15.8
Total	63	--	--	--	412	868	.475	--	--	--	191	233	.820	61	171	232	3.7	131	125	2.0	158	--	81	1015	16.1

CHESTER HAYES


5-10 • Guard • Laurel, Miss. • 1990-94 • 19th on all-time scoring list

Year	GP	GS	MIN	AVG	FG	FGA	PCT	3P	3PA	PCT	FT	FTA	PCT	OFF	DEF	TOT	AVG	PF	AST	AVG	TO	BLK	STL	PTS	AVG
1990-91	28	--	521	18.6	49	120	.408	27	72	.375	24	34	.706	5	25	30	1.1	52	13	0.5	29	1	10	149	5.3
1991-92	28	27	912	32.6	102	212	.481	35	84	.417	50	67	.746	9	84	93	3.3	75	109	3.9	62	1	42	289	10.3
1992-93	31	31	1059	34.2	134	282	.475	77	170	.453	30	42	.714	9	74	83	2.7	69	108	3.5	66	2	49	375	12.1
1993-94	28	--	--	--	91	205	.444	56	141	.397	25	33	.758	16	64	80	2.9	61	62	2.2	41	3	30	263	9.4
Total	115	58	2492	21.7	376	819	.459	195	467	.418	129	176	.733	39	247	286	2.5	257	292	2.5	198	7	131	1076	9.4

BOB HILL

6-1 • Forward • Phoenix, Ariz. • 1952-56 • 17th on all-time scoring list


Year	GP	GS	MIN	AVG	FG	FGA	PCT	3P	3PA	PCT	FT	FTA	PCT	OFF	DEF	TOT	AVG	PF	AST	AVG	TO	BLK	STL	PTS	AVG
1952-53	21	--	--	--	92	241	.382	--	--	--	57	102	.559	--	--	175	8.3	69	--	--	42	--	--	241	11.5
1953-54	23	--	--	--	117	360	.325	--	--	--	52	85	.612	--	--	162	7.0	60	--	--	77	--	--	286	12.4
1954-55	22	--	--	--	91	260	.350	--	--	--	69	104	.663	--	--	233	10.6	50	--	--	55	--	--	251	11.4
1955-56	23	--	--	--	125	280	.446	--	--	--	52	77	.675	--	--	240	10.4	80	--	--	41	--	--	302	13.1
Total	89	--	--	--	425	1141	.372	--	--	--	230	368	.625	--	--	810	9.1	259	--	--	215	--	--	1080	12.1




Gagnon




Garrison



Haddow




Hayes



Hill

HISTORY » 1,000-POINT CLUB



Irvine



Knighton

JIM IRVINE

6-5 • Forward • Phoenix, Ariz. • 1970-74 • 4th on all-time scoring list

Year	GP	GS	MIN	AVG	FG	FGA	PCT	3P	3PA	PCT	FT	FTA	PCT	OFF	DEF	TOT	AVG	Pf	AST	AVG	TO	BLK	STL	PTS	AVG
1970-71	27	--	--	--	129	310	.416	--	--	--	53	82	.646	59	108	167	6.2	63	53	2.0	58	--	26	311	11.5
1971-72	29	--	--	--	173	443	.391	--	--	--	95	136	.699	84	143	227	7.8	76	44	1.5	53	--	78	441	15.2
1972-73	29	--	--	--	162	336	.482	--	--	--	53	77	.688	57	117	174	6.0	66	53	1.8	40	--	51	377	13.0
1973-74	30	--	--	--	117	271	.432	--	--	--	57	80	.713	57	139	196	6.5	58	79	2.6	49	--	55	291	9.7
Total	115	--	--	--	581	1360	.427	--	--	--	258	375	.688	257	507	764	6.6	263	229	2.0	200	--	210	1420	12.3

TOURÉ KNIGHTON

6-4 • Guard • Tucson, Ariz. • 1997-2001 • 21st on all-time scoring list

Year	GP	GS	MIN	AVG	FG	FGA	PCT	3P	3PA	PCT	FT	FTA	PCT	OFF	DEF	TOT	AVG	Pf	AST	AVG	TO	BLK	STL	PTS	AVG
1997-98	24	15	460	19.2	37	91	.407	10	31	.323	37	55	.673	28	44	72	3.0	43	30	1.3	30	3	36	121	5.0
1998-99	25	17	578	23.1	54	134	.403	19	69	.275	49	63	.778	31	62	93	3.7	43	28	1.1	35	8	34	176	7.0
1999-00	27	0	865	32.0	111	242	.459	31	70	.443	100	135	.741	86	113	199	7.4	64	71	2.6	66	8	43	353	13.1
2000-01	26	26	899	34.6	120	285	.421	33	94	.351	109	158	.690	60	120	180	6.9	72	82	3.2	63	10	39	382	14.7
Total	102	58	2802	27.5	322	752	.428	93	264	.352	295	411	.718	205	339	544	5.3	222	211	2.1	194	29	152	1032	10.1


ALESSANDRO LEVER

6-10 • Center • Bolzano, Italy • 2017-pres • 7th on all-time scoring list • 2nd on D-I scoring list

Year	GP	GS	MIN	AVG	FG	FGA	PCT	3P	3PA	PCT	FT	FTA	PCT	OFF	DEF	TOT	AVG	Pf	AST	AVG	TO	BLK	STL	PTS	AVG
2017-18	34	27	724	21.3	140	309	.453	26	81	.321	108	141	.766	42	107	149	4.4	90	40	1.2	59	14	12	414	12.2
2018-19	34	33	846	24.9	153	342	.447	40	113	.354	80	107	.748	42	103	145	4.3	110	47	1.4	57	2	14	426	12.5
2019-20	30	30	1001	33.4	182	340	.535	31	81	.383	75	95	.789	59	120	179	6.0	87	66	2.2	59	6	14	470	15.7
3 yrs	98	90	2571	26.2	475	991	.479	97	275	.353	263	343	.767	143	330	473	4.8	287	153	1.6	175	22	40	1310	13.4



Lever



Lindsey

BENNY LINDSEY


6-3 • Forward • Phoenix, Ariz. • 1959-62 • 11th on all-time scoring list

Year	GP	GS	MIN	AVG	FG	FGA	PCT	3P	3PA	PCT	FT	FTA	PCT	OFF	DEF	TOT	AVG	Pf	AST	AVG	TO	BLK	STL	PTS	AVG
1959-60	24	--	--	--	133	322	.413	--	--	--	96	125	.768	148	194	342	14.3	68	35	1.5	64	--	61	362	15.1
1960-61	19	--	--	--	131	299	.438	--	--	--	101	132	.765	96	124	220	11.6	54	35	1.8	84	--	39	363	19.1
1961-62	22	--	--	--	180	380	.474	--	--	--	150	211	.711	103	162	265	12.0	67	27	1.2	62	--	54	510	23.2
Total	65	--	--	--	444	1001	.444	--	--	--	347	468	.741	347	480	827	12.7	189	97	1.5	210	--	154	1235	19.0


GARY MATTSON

6-6 • Forward • Phoenix, Ariz. • 1957-61 • 25th on all-time scoring list

Year	GP	GS	MIN	AVG	FG	FGA	PCT	3P	3PA	PCT	FT	FTA	PCT	OFF	DEF	TOT	AVG	Pf	AST	AVG	TO	BLK	STL	PTS	AVG
1957-58	5	--	--	--	5	13	.385	--	--	--	1	4	.250	10	6	16	3.2	7	--	--	2	--	--	11	2.2
1958-59	20	--	--	--	81	223	.363	--	--	--	39	54	.722	69	114	183	9.2	53	8	0.4	32	--	18	201	10.1
1959-60	24	--	--	--	136	349	.390	--	--	--	66	87	.759	69	132	201	8.4	53	13	0.5	54	--	19	338	14.1
1960-61	22	--	--	--	181	410	.441	--	--	--	98	127	.772	82	152	234	10.6	66	6	0.3	57	--	9	460	20.9
Total	71	--	--	--	403	995	.405	--	--	--	204	272	.750	230	404	634	8.9	179	27	0.4	145	--	46	1010	14.2



Mattson



Pyers

JIM PYERS


6-0 • Guard • Tucson, Ariz. • 1979-83 • 15th on all-time scoring list

Year	GP	GS	MIN	AVG	FG	FGA	PCT	3P	3PA	PCT	FT	FTA	PCT	OFF	DEF	TOT	AVG	Pf	AST	AVG	TO	BLK	STL	PTS	AVG
1979-80	30	--	--	--	74	152	.487	--	--	--	60	67	.896	11	29	40	1.3	48	67	2.2	38	--	22	208	6.9
1980-81	13	--	--	--	34	73	.466	--	--	--	25	31	.806	6	7	13	1.0	19	29	2.2	21	--	6	93	7.2
1981-82	28	--	--	--	133	240	.554	--	--	--	58	65	.892	--	--	63	2.3	--	49	1.8	--	--	--	324	11.6
1982-83	31	--	--	--	183	351	.521	--	--	--	109	125	.872	--	--	75	2.4	78	105	3.4	88	--	--	475	15.3
Total	102	--	--	--	424	816	.520	--	--	--	252	288	.875	--	--	191	1.9	145	250	2.5	147	--	28	1100	10.8

JIM RICE

6-6 • Center • 1967-71 • 23rd on all-time scoring list

Year	GP	GS	MIN	AVG	FG	FGA	PCT	3P	3PA	PCT	FT	FTA	PCT	OFF	DEF	TOT	AVG	Pf	AST	AVG	TO	BLK	STL	PTS	AVG
1967-68	20	--	--	--	61	143	.427	--	--	--	19	42	.452	52	70	122	6.1	39	0	0.0	9	--	4	141	7.1
1968-69	24	--	--	--	78	178	.438	--	--	--	35	61	.574	66	107	173	7.2	62	5	0.2	18	--	7	191	8.0
1969-70	27	--	--	--	131	283	.463	--	--	--	68	98	.694	118	201	319	11.8	71	14	0.5	26	--	8	330	12.2
1970-71	27	--	--	--	142	344	.413	--	--	--	77	124	.621	100	177	277	10.3	67	24	0.9	31	--	17	361	13.4
Total	98	--	--	--	412	948	.435	--	--	--	199	325	.612	336	555	891	9.1	239	43	0.4	84	--	36	1023	10.4



Rice



Rising



Russell

MELVIN RISING

6-3 • Center • Bentonville, Ark. • 1952-56 • 14th on all-time scoring list

Year	GP	GS	MIN	AVG	FG	FGA	PCT	3P	3PA	PCT	FT	FTA	PCT	OFF	DEF	TOT	AVG	PF	AST	AVG	TO	BLK	STL	PTS	AVG
1952-53	20	--	--	--	49	132	.371	--	--	--	60	82	.732	--	--	116	5.8	50	--	--	23	--	--	158	7.9
1953-54	23	--	--	--	75	253	.296	--	--	--	47	87	.540	--	--	177	7.7	62	--	--	39	--	--	197	8.6
1954-55	22	--	--	--	152	438	.347	--	--	--	119	151	.788	--	--	241	11.0	65	--	--	65	--	--	423	19.2
1955-56	23	--	--	--	125	330	.379	--	--	--	89	137	.650	--	--	247	10.7	63	--	--	47	--	--	339	14.7
Total	88	--	--	--	401	1153	.348	--	--	--	315	457	.689	--	--	781	8.9	240	--	--	174	--	--	1117	12.7

DeWAYNE RUSSELL

5-11 • Guard • Peoria, Ariz. • 2014-17 • 10th on all-time scoring list • 3rd on D-I scoring list

Year	GP	GS	MIN	AVG	FG	FGA	PCT	3P	3PA	PCT	FT	FTA	PCT	OFF	DEF	TOT	AVG	PF	AST	AVG	TO	BLK	STL	PTS	AVG
2014-15	23	23	769	33.4	103	250	.412	14	42	.333	106	140	.757	9	59	68	3.0	62	90	3.9	49	2	32	326	14.2
2015-16	34	33	1054	31.0	116	281	.413	15	36	.417	83	121	.686	18	85	103	3.0	66	182	5.4	75	3	46	330	9.7
2016-17	28	28	1072	38.3	197	492	.400	52	131	.397	147	194	.758	13	92	105	3.8	60	151	5.4	75	4	41	593	21.2
Total	85	84	2895	34.1	416	1023	.407	81	209	.388	336	455	.738	40	236	276	3.2	188	423	5.0	199	9	119	1249	14.7

BO WARREN


6-2 • Guard • Eloy, Ariz. • 1962-66 • 16th on all-time scoring list

Year	GP	GS	MIN	AVG	FG	FGA	PCT	3P	3PA	PCT	FT	FTA	PCT	OFF	DEF	TOT	AVG	PF	AST	AVG	TO	BLK	STL	PTS	AVG
1962-63	22	--	--	--	97	205	.473	--	--	--	68	101	.673	76	105	181	8.2	57	22	1.0	58	--	18	262	11.9
1963-64	11	--	--	--	72	156	.462	--	--	--	43	60	.717	51	67	118	10.7	40	9	0.8	32	--	12	187	17.0
1964-65	23	--	--	--	125	314	.398	--	--	--	90	156	.577	92	142	234	10.2	69	30	1.3	63	--	28	340	14.8
1965-66	22	--	--	--	112	281	.399	--	--	--	82	116	.707	70	97	167	7.6	65	28	1.3	36	--	25	306	13.9
Total	78	--	--	--	406	956	.425	--	--	--	283	433	.654	289	411	700	9.0	231	89	1.1	189	--	83	1095	14.0


KEVIN WARREN

6-3 • Guard/Forward • Tempe, Ariz. • 1984-86 • 13th on all-time scoring list

Year	GP	GS	MIN	AVG	FG	FGA	PCT	3P	3PA	PCT	FT	FTA	PCT	OFF	DEF	TOT	AVG	PF	AST	AVG	TO	BLK	STL	PTS	AVG
1984-85	33	33	1141	34.6	216	424	.509	--	--	--	150	191	.785	--	--	118	3.6	65	87	2.6	111	1	26	582	17.6
1985-86	23	23	767	33.3	198	370	.535	--	--	--	140	167	.838	--	--	117	5.1	46	79	3.4	82	3	27	536	23.3
Total	56	56	1908	34.1	414	794	.521	--	--	--	290	358	.810	--	--	235	4.2	111	166	3.0	193	4	53	1118	20.0



B. Warren



K. Warren



Duane Gagnon ranks third in scoring after his four-year career in the 1960s



Josh Braun ranks second in all-time scoring but tops GCU's D-I list

HISTORY » OTHER CAREER CLUBS

500 REBOUNDS

Player	Rebounds	Years	Seasons
Bayard Forrest	1,544	1972-76	4
T.C. Dean	1,063	1956-59	3
Jim Rice	891	1967-71	4
Bill Price	862	1976-80	4
Duane Gagnon	847	1965-69	4
Benny Lindsey	827	1959-62	3
Bob Hill	810	1952-56	4
Melvin Rising	781	1952-56	4
Jim Irvine	764	1970-74	4
Bill Sullivan	733	1965-68	3
Bo Warren	700	1962-66	4
Doug Baker	666	1955-59	4
Maynard Tidmore	640	1959-62	3
Gary Mattson	634	1957-61	4
Keonta Vernon	631	2015-18	3
Killian Larson	626	2012-14	2
Mike Boatright	592	1980-84	4
Alessandro Lever	580	2017-20	3
Joshua Ondigo	571	1988-92	4
Joshua Braun	565	2014-18	4
George Hall	558	1976-78	2
Lew Sorensen	555	1955-58	3
Touré Knighton	544	1997-2001	4
Greg Upton	532	1968-71	3
Bob Gallagher	527	1985-88	3
Eric Taylor	512	1988-91	3
Rodney Hightower	501	1973-75	2

100 3-POINTERS

Player	3-pointers	Years	Seasons
Joshua Braun	257	2014-18	4
Chester Hayes	195	1990-94	4
Chad Briscoe	174	1991-93	2
Dan Williams	137	1987-89	2
Nick Witherill	127	2009-12	3
Milee Karre	122	2005-09	4
Spencer Inman	118	1998-2000	2
Mike Ledbetter	113	1987-89	2
Oscar Frayer	112	2016-19	3
Rudy Bogan	110	2006-08	2
Rich Davis	107	2005-06	1
Ron Akre	106	1986-88	2
Jerome Garrison	104	2011-15	4

200 ASSISTS

Player	Assists	Years	Seasons
Craig Johnson	455	1987-89	2
DeWayne Russell	423	2014-17	3
Bayard Forrest	421	1972-76	4
Ryan Nelson	387	2004-06	2
Chester Hayes	292	1990-94	4
Elbert Meeks	288	1992-94	2
Rodney Johns	285	1986-88	2
Willie Polk	252	1977-79	2
Jabari Riggins	252	2000-04	4
Jim Pyers	250	1979-83	4
Gerard Martin	236	2015-19	4
Mike Boatright	230	1980-84	4
Jim Irvine	229	1970-74	4
Chad Briscoe	224	1991-93	2
Kenny Archbold	214	1994-97	3
Touré Knighton	211	1997-2001	4
Joey Allison	202	1989-91	2

150 STEALS

Player	Steals	Years	Seasons
Jim Irvine	210	1970-74	4
Kenny Archbold	198	1994-97	3
David Everett	192	1971-72, 73-76	4
Rodney Johns	161	1986-88	2
Chad Briscoe	155	1991-93	2
Benny Lindsey	154	1959-62	3
Touré Knighton	152	1997-2001	4

100 BLOCKS

Player	Blocks	Years	Seasons
Nathan Hansen	150	1995-98	3
Bryan Lee	147	2004-07	3
Joshua Ondigo	137	1998-92	4
Horacio Llamas	106	1995-96	1

» 100-POINT GAMES

No.	Date	Opponent	Result	No.	Date	Opponent	Result	No.	Date	Opponent	Result
1	Feb. 12, 1955	at Cal Baptist-Covina	W 100-44	51	Feb. 22, 1986	College of Santa Fe	W 102-88	101	Nov. 27, 1992	Bridgeport	W 110-98
2	Feb. 4, 1956	Davis-Monthan A.F. Base	W 103-89	52	Nov. 15, 1986	The Master's	W 101-86	102	Nov. 28, 1992	Central Oklahoma	W 110-108
3	Jan. 15, 1959	Williams A.F. Base	W 106-75	53	Dec. 11, 1986	Texas Wesleyan	W 101-88	103	Dec. 30, 1992	Chapman	W 106-83
4	Jan. 15, 1960	Williams A.F. Base	W 101-77	54	Dec. 19, 1986	Occidental	W 114-82	104	Jan. 1, 1993	Winona State	W 124-98
5	Jan. 10, 1961	Luke A.F. Base	L 104-100	55	Jan. 2, 1987	Olivet Nazarene	W 112-94	105	Jan. 2, 1993	UC Riverside	W 105-65
6	Nov. 29, 1961	California Baptist	W 101-65	56	Jan. 6, 1987	Central Methodist	W 105-74	106	Jan. 23, 1993	Alaska Fairbanks	W 110-73
7	Jan. 8, 1963	California Baptist	W 111-77	57	Jan. 24, 1987	Southern Utah State	W 105-91	107	Jan. 26, 1993	Pacific Christian	W 132-89
8	Feb. 18, 1963	New Mexico Western	W 101-89	58	Feb. 20, 1987	University of Dallas	W 111-85	108	Feb. 11, 1993	Seattle Pacific	W 107-102
9	Dec. 20, 1963	California Lutheran	W 116-83	59	Nov. 27, 1987	at UC Santa Cruz	W 105-70	109	Feb. 18, 1993	Alaska Fairbanks	W 101-97
10	Jan. 31, 1964	Pacific Christian	W 102-96	60	Nov. 28, 1987	at UC San Diego	W 116-72	110	March 13, 1993	CS Chico	W 103-98
11	Feb. 19, 1965	Eastern New Mexico	W 102-87	61	Dec. 1, 1987	College of St. Thomas	W 110-67	111	Dec. 3, 1993	Western State	W 104-100
12	Dec. 17, 1965	California Baptist	W 120-84	62	Dec. 5, 1987	Point Loma Nazarene	W 121-79	112	Dec. 31, 1993	Western State	W 108-73
13	Dec. 18, 1965	California Baptist	W 105-92	63	Dec. 21, 1987	Western New Mexico	W 105-78	113	Jan. 6, 1994	Chaminade	W 115-73
14	Dec. 29, 1965	East Central Oklahoma	W 106-101	64	Dec. 22, 1987	North Park College	W 114-106	114	Jan. 7, 1995	Pacific Christian	W 108-92
15	Jan. 4, 1966	Cal Lutheran	L 109-101	65	Dec. 30, 1987	at Mesa College	W 106-74	115	Nov. 20, 1995	Colorado Christian	W 106-68
16	Jan. 28, 1966	La Verne	W 107-89	66	Jan. 23, 1988	at Southern Utah State	W 121-101	116	Dec. 16, 1995	Clarke	W 106-59
17	Feb. 4, 1966	at California Baptist	W 109-99	67	Jan. 30, 1988	The Master's	W 115-61	117	Dec. 20, 1995	Central Oklahoma	W 102-76
18	Dec. 9, 1966	Western State	W 111-107	68	Feb. 15, 1988	Southern Utah State	W 113-92	118	Dec. 28, 1995	Southwestern (Kansas)	W 104-73
19	Dec. 15, 1966	California Baptist	W 103-96	69	Feb. 20, 1988	Christian Heritage	W 106-96	119	Jan. 11, 1996	Pacific Christian	W 106-54
20	Dec. 29, 1966	vs. Minot State	W 100-75	70	Feb. 27, 1988	at Hawaii Pacific	W 102-93	120	March 7, 1996	Alaska Anchorage	W 105-96
21	Feb. 18, 1967	Azusa Pacific	W 106-98	71	March 10, 1988	Colorado School of Mines	W 113-79	121	Nov. 19, 1996	Arizona College of the Bible	W 144-46
22	Feb. 25, 1967	La Verne	W 106-77	72	March 17, 1988	Hastings College	W 103-75	122	Nov. 29, 1996	Fort Lewis	W 101-71
23	Dec. 19, 1967	Fort Lewis	W 104-89	73	March 18, 1988	Fort Hays State	W 101-95	123	Dec. 29, 1997	Western New Mexico	W 100-78
24	Dec. 20, 1968	Vanguard	W 101-60	74	March 21, 1988	Waynesburg	W 108-106	124	Jan. 20, 1999	Cal Poly Pomona	W 108-60
25	Feb. 7, 1969	Southern Utah State	W 101-77	75	Dec. 3, 1988	vs. Oklahoma City	W 113-96	125	March 1, 2002	Chico State	W 108-105
26	Feb. 14, 1969	Fort Lewis	W 101-72	76	Dec. 9, 1988	Colorado Christian	W 124-68	126	Feb. 8, 2005	Southwestern College	W 101-56
27	Dec. 20, 1969	Fort Lewis	W 106-88	77	Dec. 20, 1988	Seattle Pacific	W 104-95	127	Nov. 15, 2005	Colorado-Colorado Springs	W 104-74
28	Jan. 9, 1970	Cal Lutheran	W 104-69	78	Dec. 22, 1988	Cal Poly Pomona	W 119-93	128	Nov. 26, 2005	CS Monterey Bay	W 105-96
29	Jan. 17, 1970	Adams State	W 111-100	79	Dec. 30, 1988	Chapman	W 116-94	129	Nov. 30, 2005	at Colorado-Colorado Springs	W 100-68
30	Jan. 26, 1970	at Southern Utah State	L 109-101	80	Jan. 14, 1989	at West Coast Christian	W 141-57	130	Dec. 8, 2005	at Western New Mexico	W 101-93
31	Jan. 29, 1970	Colorado School of Mines	W 122-78	81	Jan. 27, 1989	Biola	W 103-85	131	Dec. 16, 2005	Vanguard	W 103-92
32	Feb. 6, 1970	Southern Utah State	W 125-86	82	Feb. 4, 1989	Christian Heritage	W 115-90	132	Jan. 21, 2006	Southwestern College	W 110-65
33	Dec. 18, 1970	California Baptist	W 101-82	83	Feb. 17, 1989	Langston	W 112-91	133	Feb. 2, 2006	Western New Mexico	W 100-58
34	Dec. 22, 1970	College of Artesia	W 101-73	84	Feb. 18, 1989	Drury	W 100-74	134	Feb. 6, 2006	at Southwestern College	W 114-57
35	Jan. 9, 1971	Western State	W 100-90	85	Feb. 25, 1989	Christian Heritage	W 117-72	135	Feb. 16, 2006	at BYU-Hawaii	L 116-110
36	Feb. 9, 1975	New Mexico Highlands	W 114-67	86	March 4, 1989	Colorado School of Mines	W 109-82	136	Feb. 18, 2006	at Chaminade	L 114-107
37	March 4, 1975	New Mexico Highlands	W 102-81	87	March 6, 1989	Denver	W 111-88	137	Feb. 25, 2006	Notre Dame de Namur	W 110-70
38	Dec. 4, 1976	College of Santa Fe	W 101-76	88	March 8, 1989	Mesa State	W 115-95	138	Jan. 11, 2007	Southwestern College	W 123-60
39	Dec. 10, 1977	California Baptist	W 109-70	89	Dec. 1, 1989	Oklahoma City	W 102-97	139	Dec. 15, 2007	Haskell College	W 105-69
40	Feb. 2, 1979	College of Santa Fe	W 109-73	90	Dec. 19, 1989	CS Dominguez Hills	W 107-78	140	Feb. 19, 2008	Southwestern College	W 105-66
41	Feb. 5, 1980	at Vanguard	W 119-98	91	Feb. 17, 1990	Langston (Okla.)	W 107-73	141	March 4, 2010	Hawaii Pacific	W 100-91
42	Feb. 16, 1980	College of Santa Fe	W 103-62	92	Feb. 23, 1990	The Master's	W 108-71	142	Feb. 14, 2013	at Academy of Art	W 105-78
43	Feb. 6, 1982	New Mexico Highlands	W 101-80	93	March 4, 1990	Mesa State	W 121-95	143	Dec. 13, 2015	Omaha	L 108-104
44	Nov. 17, 1984	Texas College	W 116-91	94	Dec. 1, 1991	at Chaminade	W 100-76	144	Dec. 27, 2017	vs. Morgan State	W 100-74
45	Dec. 7, 1985	New Mexico Highlands	W 112-87	95	Dec. 3, 1991	at CS Stanislaus	W 106-104	145	Feb. 8, 2020	at California Baptist	W 103-98
46	Dec. 12, 1985	Northern Montana	W 101-71	96	Jan. 18, 1992	Chaminade	W 100-82				
47	Dec. 28, 1985	vs. Texas Lutheran	W 134-129	97	Feb. 8, 1992	at Nebraska-Kearney	W 104-100				
48	Dec. 29, 1985	at Mesa College	W 102-101	98	Feb. 20, 1992	Alaska Fairbanks	W 107-91				
49	Jan. 7, 1986	Concordia (Neb.)	W 101-89	99	Feb. 22, 1992	Alaska Anchorage	W 101-82				
50	Jan. 17, 1986	Wassuk	W 142-64	100	Feb. 24, 1992	Nebraska-Kearney	W 131-104				

SUMMARY	Overall	D-I
Number	145	3
Overall W-L	139-6	2-1
	(.959)	(.667)

OUTLOOK

REVIEW

TEAM

THIS IS GCU

HISTORY

HISTORY » SEASON OPENERS

OUTLOOK

REVIEW

TEAM

THIS IS GCU

HISTORY

Year	Date	Opponent	Result	Leading Scorer
1949-50	Dec. 2	ASCF-Freshmen	L 38-35	White (14)
1950-51	Dec. 1	at Eastern Arizona JC	L 59-58	Robinett (26)
1951-52	Nov. 29	at ASC-Freshmen	L 56-38	Menefee (18)
1952-53	Dec. 5	at Arizona (freshmen)	W 61-59	Menefee (15)
1953-54	Dec. 1	at Williams Air Force Base	L 57-43	Hill/Forrest (10)
1954-55	Nov. 13	El Central Naval Air Station	W 87-53	<i>unknown</i>
1955-56	Nov. 30	at Arizona State-Flagstaff	L 76-60	Menefee (21)
1956-57	Dec. 6	at Cal Baptist-Covina	W 63-37	Sorensen (17)
1957-58	Dec. 4	at Palo Verde	W 69-59	Dean (19)
1958-59	Dec. 3	at La Verne	W 76-57	Dean (18)
1959-60	Dec. 2	at La Verne	W 87-67	Lindsey (22)
1960-61	Dec. 1	at La Verne	W 85-58	Mattson (22)
1961-62	Nov. 29	at California Baptist	W 101-65	Lindsey (19)
1962-63	Nov. 30	at La Verne	W 59-55	Brewer (18)
1963-64	Dec. 6	at La Verne	L 99-80	Brewer (20)
1964-65	Dec. 4	Adams State	L 90-79	Warren (22)
1965-66	Dec. 3	at Western State	L 77-71	Bateman (21)
1966-67	Dec. 2	at New Mexico Highlands	L 94-93	Bateman/Sullivan (25)
1967-68	Dec. 1	New Mexico Highlands	W 75-56	Gagnon (29)
1968-69	Dec. 5	at Fort Lewis	L 80-73	Burnside (14)
1969-70	Dec. 4	at Adams State	W 93-92	Swinford (21)
1970-71	Dec. 3	at Adams State	L 96-73	Acker (15)
1971-72	Dec. 3	Southern Utah State	W 73-71	Irvine (30)
1972-73	Nov. 28	at Northern Arizona	L 64-60	B. Forrest (15)
1973-74	Nov. 30	Point Loma	W 74-64	Haddow (18)
1974-75	Nov. 29	Southern Utah State	W 67-57	Haddow/Hightower (20)
1975-76	Nov. 27	Eastern New Mexico	W 69-57	Everett (21)
1976-77	Nov. 29	Fort Lewis	W 76-48	Hall (21)
1977-78	Dec. 2	at UC Riverside	W 95-69	Arvizu (19)
1978-79	Nov. 28	St. Thomas	W 58-55	Arvizu (26)
1979-80	Nov. 27	Southern Utah State	W 57-52	Ross (20)
1980-81	Nov. 26	St. Thomas	W 77-66	Pyers (18)
1981-82	Nov. 27	vs. New Mexico Highlands	W 86-69	Pyers (20)
1982-83	Nov. 20	CS Dominguez Hills	W 60-56	Pyers (19)
1983-84	Nov. 18	CSUN	L 66-49	Williams (12)
1984-85	Nov. 3	at Wayland Baptist	L 85-67	Warren (26)
1985-86	Nov. 16	The Master's	W 88-73	Warren (23)
1986-87	Nov. 15	The Master's	W 101-86	Williams (20)
1987-88	Nov. 20	at Southern Colorado	W 96-77	Williams (31)
1988-89	Nov. 29	St. Thomas	W 86-64	Williams (30)
1989-90	Nov. 17	vs. Cal State L.A.	L 90-78	D. Jones (16)
1990-91	Nov. 17	CS Dominguez Hills	W 79-73	Carter (24)
1991-92	Nov. 23	Metro State	W 81-74	Carter (23)
1992-93	Nov. 27	Bridgeport	W 110-98	Briscoe (44)

Year	Date	Opponent	Result	Leading Scorer
------	------	----------	--------	----------------

Year	Date	Opponent	Result	Leading Scorer
1993-94	Nov. 26	CS San Bernardino	L 81-58	Meeks (19)
1994-95	Nov. 18	Missouri-St. Louis	W 74-69	Langford (22)
1995-96	Nov. 17	Tarleton State	W 89-71	Langford/Llamas (19)
1996-97	Nov. 19	Ariz. College of Bible	W 144-46	Allen (21)
1997-98	Nov. 21	Albertson	W 75-64	Allen (29)
1998-99	Nov. 20	Christian Heritage	W 83-67	Inman (13)
1999-00	Nov. 19	at Alaska Anchorage	L 90-61	Daniels (14)
2000-01	Nov. 17	Fresno Pacific	L 78-74	Mullins (20)
2001-02	Nov. 23	Fort Lewis	W 75-65	Somers (17)
2002-03	Nov. 22	St. Xavier	L 75-69	Harris (17)
2003-04	Nov. 28	Western State	W 70-50	Hall (23)
2004-05	Nov. 19	at Alaska Anchorage	W 70-66	P. Davis (20)
2005-06	Nov. 15	Colorado-Colorado Springs	W 104-74	R. Davis (23)
2006-07	Nov. 15	at Western New Mexico	L 82-75	R. Davis (16)
2007-08	Nov. 17	at New Mexico Highlands	W 91-48	Karre (16)
2008-09	Nov. 15	at Western New Mexico	L 80-78	Nurumbi (23)
2009-10	Oct. 30	vs. Western Washington	L 94-70	Ramos (12)
2010-11	Nov. 12	at Utah	L 72-48	Witherill (11)
2011-12	Nov. 11	at UNLV	L 83-66	Pickrel (19)
2012-13	Nov. 9	vs. #7 Winona State	L 66-64	Garrison (16)
2013-14	Nov. 8	vs. Loyola Marymount	L 78-75	Larson (18)
2014-15	Nov. 14	at #1 Kentucky	L 85-45	Woolridge (15)
2015-16	Nov. 13	Portland State	W 82-72	Russell/Braun (15)
2016-17	Nov. 12	at #1 Duke	L 96-61	Carr (18)
2017-18	Nov. 10	Florida A&M	W 67-51	Braun/Aidoo (11)
2018-19	Nov. 6	at South Dakota State	L 79-74	Drechsel/Johnson (17)
2019-20	Nov. 5	Davenport	L 83-71	Johnson (22)

Year	Date	Opponent	Result	Leading Scorer
SUMMARY		Overall	D-I	
Overall W-L		41-30	2-5	
Number		71	7	
Leading scorer		Chad Briscoe (44, 1992)	Carlos Johnson (22, 2019)	
Longest win streak		10 games (1973-82)	1 game (2015, 2017)	
Longest loss streak		7 games (2008-14)	2 games (2013-14, 2018-19)	
Home		34	3	
Home Record		27-7	2-1	
Away		32	3	
Away Record		13-19	0-3	
Neutral		5	1	
Neutral Record		1-4	0-1	
Most frequent opponent		La Verne (5x)	none	
Most points (GCU)		144 (1996)	82 (2015)	
Most points (opp.)		99 (1963)	96 (2016)	
Fewest points (GCU)		35 (1949)	45 (2014)	
Fewest points (opp.)		37 (1956)	51 (2017)	
Biggest win		98 (1996)	16 (2017)	
Biggest loss		40 (2014)	40 (2014)	
Closest margin		1 (1950, 66, 69)	5 (2018)	

» HOME OPENERS

Year	Date	Opponent	Result	Leading Scorer
1949-50	Dec. 2	ASCF-Freshmen	L 38-35	White (14)
1950-51	Dec. 8	Phoenix College	L 60-46	unknown
1951-52	Jan. 8	Phoenix College	L 51-70	Greer (13)
1952-53	Dec. 13	Palo Verde	W 76-71	Menefee (20)
1953-54	Dec. 5	Eastern Arizona	W 55-53	N. Forrest (17)
1954-55	Nov. 13	El Central Naval Air Station	W 87-53	unknown
1955-56	Dec. 3	Eastern Arizona	L 77-68	Menefee (21)
1956-57	Dec. 15	Upland	W 70-47	Dean (21)
1957-58	Dec. 17	San Diego	L 84-69	Deines (16)
1958-59	Dec. 13	Cal Poly Pomona	W 97-80	Deines (28)
1959-60	Dec. 12	Luke Air Force Base	W 90-66	Lindsey (18)
1960-61	Dec. 10	Nevada Southern	W 83-61	Mattson/Frank (22)
1961-62	Dec. 9	Nevada Southern	W 75-68	Lindsey (22)
1962-63	Dec. 11	Arizona State-Flagstaff	L 72-65	Brewer (24)
1963-64	Dec. 14	La Verne	W 93-85	Brewer (27)
1964-65	Dec. 4	Adams State	L 90-79	Warren (22)
1965-66	Dec. 10	Fort Lewis	L 99-95	Bateman/Sullivan (18)
1966-67	Dec. 9	Western State	W 111-107 ^{3OT}	Sullivan (33)
1967-68	Dec. 1	New Mexico Highlands	W 75-56	Gagnon (29)
1968-69	Dec. 20	S. California (Vanguard)	W 101-60	Gagnon (21)
1969-70	Dec. 12	California Baptist	W 86-61	Wilcox (20)
1970-71	Dec. 12	Cal Lutheran	W 77-68	Irvine/Chase (13)
1971-72	Dec. 3	Southern Utah State	W 73-71	Irvine (30)
1972-73	Dec. 4	Southern Utah State	W 97-77	Irvine (22)
1973-74	Nov. 30	Point Loma	W 74-64	Haddow (18)
1974-75	Nov. 29	Southern Utah State	W 67-57	Haddow/Hightower (20)
1975-76	Nov. 27	Eastern New Mexico	W 69-57	Everett (21)
1976-77	Nov. 29	Fort Lewis	W 76-48	Hall (21)
1977-78	Dec. 9	UMKC	W 75-70	Stokes (22)
1978-79	Nov. 28	St. Thomas	W 58-55	Arvizu (26)
1979-80	Nov. 27	Southern Utah State	W 57-52	Ross (20)
1980-81	Nov. 26	St. Thomas	W 77-66	Pyers (18)
1981-82	Dec. 4	St. Thomas	L 60-55	Pyers (18)
1982-83	Nov. 20	CS Dominguez Hills	W 60-56	Pyers (19)
1983-84	Nov. 18	CSUN	L 66-49	Williams (12)
1984-85	Nov. 27	St. Thomas	W 75-62	Monteverde (21)
1985-86	Nov. 16	The Master's	W 88-73	Warren (23)
1986-87	Nov. 15	The Master's	W 101-86	Williams (20)
1987-88	Dec. 1	St. Thomas	W 110-67	Ware (26)
1988-89	Nov. 29	St. Thomas	W 86-64	Williams (30)
1989-90	Nov. 25	Mid America Nazarene	W 94-74	McDaniel (20)
1990-91	Nov. 17	CS Dominguez Hills	W 79-73	Carter (24)
1991-92	Nov. 23	Metro State	W 81-74	Carter (23)
1992-93	Nov. 27	Bridgeport	W 110-98	Briscoe (44)

Year	Date	Opponent	Result	Leading Scorer
------	------	----------	--------	----------------

Year	Date	Opponent	Result	Leading Scorer
1993-94	Nov. 26	CS San Bernardino	L 81-58	Meeks (19)
1994-95	Nov. 18	Missouri-St. Louis	W 74-69	Langford (22)
1995-96	Nov. 17	Tarleton State	W 89-71	Langford/Llamas (19)
1996-97	Nov. 19	Ariz. College of Bible	W 144-46	Allen (21)
1997-98	Nov. 21	Albertson	W 75-64	Allen (29)
1998-99	Nov. 20	Christian Heritage	W 83-67 ^{OT}	Inman (13)
1999-00	Nov. 26	St. Xavier	L 75-68	Turner (18)
2000-01	Nov. 17	Fresno Pacific	L 78-74	Mullins (20)
2001-02	Nov. 23	Fort Lewis	W 75-65	Somers (17)
2002-03	Nov. 22	St. Xavier	L 75-69	Harris (17)
2003-04	Nov. 28	Western State	W 70-50	Hall (23)
2004-05	Dec. 11	CSU Stanislaus	W 78-75	Alonzo (25)
2005-06	Nov. 15	Colorado-Colorado Springs	W 104-74	R. Davis (23)
2006-07	Nov. 20	UC San Diego	W 64-62 ^{OT}	Lee (17)
2007-08	Nov. 24	UC San Diego	W 72-62	Morrison (17)
2008-09	Nov. 22	Cal State Los Angeles	W 68-64	Nurumbi (22)
2009-10	Nov. 24	California Baptist	W 53-48	Witherill (13)
2010-11	Nov. 19	Minnesota-Duluth	W 72-54	Wynn (14)
2011-12	Nov. 16	The Master's	W 77-70	Speed (15)
2012-13	Nov. 14	Western New Mexico	W 69-58	Larson/Lowery (13)
2013-14	Nov. 16	Western New Mexico	W 91-41	Walker (21)
2014-15	Nov. 17	Montana State	W 61-45	Majerle (13)
2015-16	Nov. 13	Portland State	W 82-72	Russell/Braun (15)
2016-17	Nov. 25	Coppin State	W 70-37	Russell (18)
2017-18	Nov. 10	Florida A&M	W 67-51	Braun/Aidoo (11)
2018-19	Nov. 10	Delaware State	W 89-47	Drechsel/Frayer (15)
2019-20	Nov. 5	Davenport	L 83-71	Johnson (22)

Year	Date	Opponent	Result	Leading Scorer
------	------	----------	--------	----------------

SUMMARY	Overall	D-I
Overall W-L	56-15	6-1
Number	71	7
Leading scorer	Chad Briscoe (44, 1992)	Carlos Johnson (22, 2019)
Longest win streak	16 games (2003-18)	6 games (2013-18)
Longest loss streak	3 games (1949-51)	1 game (2019)
Most frequent opponent	St. Thomas (6x)	none
Most points (GCU)	144 (1996)	91 (2013)
Most points (opp.)	107 (1966)	83 (2019)
Fewest points (GCU)	35 (1949)	61 (2014)
Fewest points (opp.)	38 (1949)	41 (2013)
Biggest win	98 (1996)	50 (2013)
Biggest loss	23 (1993)	12 (2019)
Closest margin	2 (1971, 2006)	10 (2015)

HISTORY » HEAD COACHES

OUTLOOK

REVIEW

TEAM

THIS IS GCU

HISTORY




HOWARD MANSFIELD
2 seasons (1949-51) / 2-19 (.095)




DAVE BRAZELL
13 seasons (1951-60, 61-65) / 151-134 (.523)



DON REED
1 season (1960-61) / 12-10 (.545)




BEN LINDSEY
16 seasons (1965-81) / 317-137 (.698)




JAY ARNOTE
2 seasons (1981-83) / 40-19 (.678)



JOHN SHUMATE
3 seasons (1983-86) / 58-33 (.637)




PAUL WESTPHAL
2 seasons (1986-88) / 63-18 (.778)



BILL WESTPHAL
2 seasons (1988-90) / 51-15 (.773)



LEIGHTON McCRARY
14 seasons (1990-2004) / 216-178 (.548)



SCOTT MOSSMAN
4 seasons (2004-08) / 65-47 (.580)



DAN NICHOLS
1 season (2008-09) / 13-14 (.481)



RUSS PENNELL
4 seasons (2009-13) / 72-44 (.621)



DAN MAJERLE
7 seasons (2013-20) / 136-89 (.604)



BRYCE DREW
1st season

Years	Coach	Seasons	W	L	Pct.
1949-51	Howard Mansfield	2	2	19	.095
1951-60, 61-65	Dave Brazell	13	151	134	.523
1960-61	Don Reed	1	12	10	.545
1965-81	Ben Lindsey	16	317	137	.698
1981-83	Jay Arnote	2	40	19	.678
1983-86	John Shumate	3	58	33	.637
1986-88	Paul Westphal	2	63	18	.778
1988-90	Bill Westphal	2	51	15	.773
1990-2004	Leighton McCrary	14	216	178	.548
2004-08	Scott Mossman	4	65	47	.580
2008-09	Dan Nichols	1	13	14	.481
2009-13	Russ Pennell	4	72	44	.621
2013-20	Dan Majerle	7	136	89	.604
2020-pres	Bryce Drew	--	--	--	--

TOP 5 LONGEVITY


1	Ben Lindsey	16
2	Leighton McCrary	14
3	Dave Brazell	13
4	Dan Majerle	7
5	Russ Pennell	4
	Scott Mossman	4

TOP 5 WINS

1	Ben Lindsey	317
2	Leighton McCrary	216
3	Dave Brazell	151
4	Dan Majerle	136
5	Russ Pennell	72

TOP 5 WIN PERCENTAGE

1	Paul Westphal	.778
2	Bill Westphal	.773
3	Ben Lindsey	.698
4	Jay Arnote	.678
5	John Shumate	.637



Ben Lindsey won two national titles in his 16 seasons as head coach



Dave Brazell led GCU to its only undefeated season in 1958-59

1974-75 NAIA NATIONAL CHAMPIONS



ROSTER

NO.	NAME	POS	HT	YR	HOMETOWN	HIGH SCHOOL / PREV.
10	David Everett	G	6-1	Jr.	Rochester, N.Y.	Edison Tech
12	Scott Burdette	G	6-0	Sr.	Tempe, Ariz.	Tempe HS
14	Truett Forrest	G/F	6-3	Jr.	Bandon, Ore.	Bandon HS
20	Steve Pappas	G	6-1	Jr.	Chicago, Ill.	Mayfair JC
22	Mike Osborne	G	6-4	Fr.	Denver, Colo.	Bearcreek HS
24	Mike Haddow	G	6-5	Sr.	Huntington Beach, Calif.	Huntington Park
30	Cliff Tadema	F	6-5	Fr.		Valley Christian
32	Kelly Bateman	G	6-4	Sr.	Phoenix, Ariz.	Agua Fria HS
34	Wayne Harrison	F	6-5	Fr.	Denver, Colo.	Bearcreek HS
40	Rodney Hightower	F	6-5	Sr.	Phoenix, Ariz.	Carl Hayden HS
42	Dan Schmidt	F	6-7	Jr.		Grossmont JC
44	Bob Stout	F	6-8	Jr.	Glendale, Ariz.	Maryvale HS
50	Bayard Forrest	C	6-10	Jr.	Bandon, Ore.	Bandon HS
52	Jon Forrest	F/C	6-6	So.	Bandon, Ore.	Bandon HS
54	Steve Vander Ploeg	C	6-6	Jr.	Scottsdale, Ariz.	Arcadia HS

Head Coach

Ben Lindsey



'It's a dream come true'

PHOENIX (AP)—"It's just like a dream come true. I know this happens only once in a lifetime."

A happy Grand Canyon College coach Ben Lindsey and his team returned here yesterday after capturing the National Association of Intercollegiate Athletics championship a day earlier in Kansas City.

The final score was 65-54 over Midwestern University of Wichita Falls, Tex.

The Antelopes, who were eliminated in early rounds the two previous years, didn't let that happen this time.

Bayard Forrest, who scored 16 points in Saturday's victory, was named the tournament's Most Valuable Player. And the Antelopes also took the sportsmanship award and Lindsey was given the coaches' sportsmanship honor.

Mike Haddow topped the Antelopes' scoring with 19

against Midwestern. Forrest had 16, David Everett 12 and Rod Hightower 10.

"Hightower and Everett ... I can't say enough about them," said Lindsey. "They did the work in the trenches. Their defense was the key to our winning every game."

"Bayard played every minute of our last three games," the coach added. "I couldn't have asked for more out of him, or anybody on the team. Everybody played nothing short of fantastic. They had to for us to win the national title."

Of the final game, Lindsey said: "They really collapsed on Bayard. They had the size to do it. Bay didn't score as much as in the semis (34 points) but he made eight of 12 and had several assists."

It was Forrest and Everett with two baskets each that gave Grand Canyon an 8-0 lead and the leverage it needed to control the game.

RESULTS | 30-3

Conference none
Coach Ben Lindsey

11/29	Southern Utah State	Phoenix, Ariz.	W 67-57
11/30	UC Riverside	Phoenix, Ariz.	L 55-64
12/4	at College of Santa Fe	Santa Fe, N.M.	W 52-51
12/10	at Western New Mexico	Silver City, N.M.	W 62-61
12/13	Point Loma	Phoenix, Ariz.	W 68-57
12/14	California Baptist	Phoenix, Ariz.	W 86-73
12/17	Greenville College	Phoenix, Ariz.	W 81-59
12/19	Kansas City	Phoenix, Ariz.	W 70-58
12/20	Occidental	Phoenix, Ariz.	W 70-67
1/4	at Southern Utah State	Cedar City, Utah	W 83-77
1/7	Western New Mexico	Phoenix, Ariz.	W 89-83
1/11	Chapman	Phoenix, Ariz.	W 91-63
1/14	Northern Arizona	Phoenix, Ariz.	W 84-74
1/16	at UC Irvine	Irvine, Calif.	W 70-63
1/17	at California Baptist	Riverside, Calif.	W Forfeit
1/18	at Westmont	Santa Barbara, Calif.	W 85-50
1/24	College of Santa Fe	Phoenix, Ariz.	W 88-64
1/25	Cal Lutheran	Phoenix, Ariz.	W 88-75
1/28	at Northern Arizona	Flagstaff, Ariz.	L 73-87
1/31	at New Mexico Highlands	Las Vegas, N.M.	L 72-73
2/1	at Eastern New Mexico	Portales, N.M.	W 72-46
2/6	San Diego	Phoenix, Ariz.	W 72-47
2/11	New Mexico Highlands	Phoenix, Ariz.	W 114-67
2/21	at San Diego	San Diego, Calif.	W 68-65
2/22	at Point Loma	San Diego, Calif.	W 64-63
NAIA DISTRICT VII TOURNAMENT			
3/3	Southern Utah State	Phoenix, Ariz.	W 83-74
3/4	New Mexico Highlands	Phoenix, Ariz.	W 102-81
NAIA NATIONAL TOURNAMENT			
3/11	vs Willamette	Kansas City, Mo.	W 83-60
3/12	vs Illinois Wesleyan	Kansas City, Mo.	W 66-63
3/13	vs Wisconsin-Parkside	Kansas City, Mo.	W 70-54
3/14	vs Alcorn State	Kansas City, Mo.	W 88-68
3/15	vs Midwestern	Kansas City, Mo.	W 65-54

Antelopes capture NAIA title, 65-54

Special to The Republic

KANSAS CITY — All the way.

Awesome Grand Canyon College put the first eight points on the scoreboard and never looked back Saturday night on its way to capturing the National Association of Intercollegiate Athletics championship.

The final score was 65-54 over Midwestern University of Wichita Falls as the 30-3 Antelopes dazzled 9,000 fans in the Kemper Arena with their unbeatable offensive and defensive balance to carve out a wire-to-wire triumph that was relatively free of scares. "It's fantastic," said a still-composed Ben Lindsey after the awards ceremony, "what else can I say?"

"We felt all along that we were capable of playing this kind of ball. Our players have worked hard for this."

In the championship game there was no one hero.

Mike Haddow topped the Antelopes' scoring with 19. All-America center Bayard Forrest had 16, David Everett 12 and Rod Hightower 10. Forrest, named the tournament's Most Valuable Player, grabbed 12 rebounds, hut Hightower handled nine and Haddow seven.

On the other end of the court, Grand Canyon was just as balanced with Hightower silencing John Atchan (12.3) on just two points, Bob Stout stopping Gary Blount (12.5) with only four and Everett limiting Leroy Shaw (12.2) to five.

"Hightower and Everett ... I can't say enough about them," said Lindsey. "They did the work in the trenches. Their defense was the key to our winning every game."

Lindsey also lauded Forrest for his stamina. "Bayard played every minute of our last three games. I couldn't have asked for more out of him ... or anybody on the team," Lindsey said. "Everybody played nothing short of fantastic. They had to for us to win the national title."

The Antelopes, who were eliminated in early rounds the two previous years, grabbed off the sportsmanship award.

Lindsey was given the coaches' sportsmanship honor, while Haddow was named to a spot on the all-tournament second team.

Trophies, honors, nets and all, the team is due to arrive back in Phoenix aboard TWA flight 233 at 9:38 a.m. at Sky Harbor.

It was Forrest and Everett with two buckets each as GCC charged off to an 8-0 lead that gave the Lopes the leverage they needed to control the game.

"Oh, that looked good to me," said Lindsey. "We needed that lead bad. It was very important that we get ahead and make them play catch up."

Catch up, Midwestern couldn't, but not because they didn't try.

Isaac DeVore, who topped the Indians with 22 points, cut the margin to three at 20-17.

But Haddow hit twice around a tip-in by Forrest to put Grand Canyon ahead by nine.

The Lopes took a seven-point spread into the dressing room at halftime and maintained it through the early minutes of the second half.

But after Hightower connected with 10:40 to play, GCC went cold and didn't hit from the field for four minutes.

The Indians, however, couldn't capitalize, missing four of seven from the line, including the front ends of two one-and-one chances.

Stout ended the spell with a clutch basket from the side to level off Canyon's tailspin after Midwestern had closed the gap to four at 44-40 with 6:30 showing.

Haddow then notched a three-point play to boost Grand Canyon up by eight and, for all practical purposes, it was all over with four minutes left, as the Antelopes danced to their 11-point margin.

Scott Burdette, representing GCC's invaluable bench, cut down one net, while Everett got the other.

"We held up well," Lindsey said. "While other teams ran out of gas, our bench kept us going."

"They deserved 'em," he said of the nets. "Everett came through so many times. His steals each game were vital."

"You know," said Lindsey, "We've got some great pressure players. Everybody came through when the chips were down. Haddow hit when we needed a couple points and when we needed the ball, Everett swiped it."

Lindsey said Forrest came by his points the hard way. "They really collapsed on Bay. They had the size to do it. Bay didn't score as much as in the semis (34) but he made eight of 12 and had several assists."

1977-78 NAIA NATIONAL CHAMPIONS



ROSTER

NO.	NAME	POS	HT	YR	HOMETOWN	HIGH SCHOOL / PREV.
10	Chuck Moorner	G	5-9	Sr.	Detroit, Mich.	Hamtramck
12	Richard Bacon	G	6-0	Jr.	Dallas, Texas	Pinkston
14	Jim Pappas	G	5-10	Jr.	Chicago, Ill.	Mather
20	Ed Dawson	G	6-0	Sr.	Tempe, Ariz.	Tempe
22	Mike Osborne	G	6-3	Sr.	Denver, Colo.	Bearcreek
24	Ray Arvizu	G	6-2	Jr.	Phoenix, Ariz.	St. Mary's
30	Abidemi Lawal	F	6-3	Jr.	Ibadan, Nigeria	Olivet
32	Nate Stokes	F	6-4	Sr.	Detroit, Mich.	Northwestern
34	George Slade	F	6-5	Fr.	Rochester, N.Y.	Fairport
40	Willie Polk	F	6-5	Jr.	Indianapolis, Ind.	Arlington
42	Jeff Churchill	C/F	6-6	So.	Big Bear, Calif.	Big Bear
44	Bill Price	F	6-6	So.	Martinsville, Va.	Martinsville
50	George Hall	C	6-7	Sr.	Las Vegas, Nev.	Las Vegas
52	Ray Jackson	C	6-9	Fr.	Phoenix, Ariz.	Central
54	Hank Herrington	F	6-5	Jr.	Phoenix, Ariz.	Maryvale

Head Coach

Ben Lindsey

Assistant Coach

J.C. Helton



OUTLOOK

REVIEW

TEAM

THIS IS GCU

HISTORY

RESULTS | 30-3

Conference	none	
Coach	Ben Lindsey	
12/2	at UC Riverside	Riverside, Calif. W 95-69
12/7	at Northern Arizona	Flagstaff, Ariz. W 81-72
12/9	Kansas City	Phoenix, Ariz. W 75-70
12/10	California Baptist	Phoenix, Ariz. W 109-70
12/16	at Biola	La Miranda, Calif. W 64-54
12/17	at Ambassador	Pasadena, Calif. W 86-59
12/22	Wheaton	Phoenix, Ariz. W 98-80
12/23	Wayland Baptist	Phoenix, Ariz. W 84-74
1/6	at Arizona	Tucson, Ariz. L 66-78
1/10	at Southern Utah State	Cedar City, Utah W 73-71
1/14	Point Loma	Phoenix, Ariz. W 78-69
1/17	Northern Arizona	Phoenix, Ariz. W 96-83
1/21	San Diego	Phoenix, Ariz. W 80-69
1/24	New Mexico Highlands	Phoenix, Ariz. W 95-83
1/27	Boila	Phoenix, Ariz. W 74-63
1/28	Western New Mexico	Phoenix, Ariz. W 75-72
2/2	at Occidental	Los Angeles, Calif. W 76-60
2/3	at San Diego	San Diego, Calif. L 71-91
2/11	Eastern New Mexico	Phoenix, Ariz. W 86-81
2/16	at New Mexico Highlands	Las Vegas, N.M. W 94-78
2/17	at College of Santa Fe	Santa Fe, N.M. W 77-74
2/18	at Eastern New Mexico	Silver City, N.M. L 59-63
2/24	College of Santa Fe	Phoenix, Ariz. W 92-71
2/25	Ambassador College	Phoenix, Ariz. W 80-65
2/28	Western New Mexico	Phoenix, Ariz. W 87-64
3/2	Southern Utah State	Phoenix, Ariz. W 82-73
NAIA DISTRICT VII TOURNAMENT		
3/4	Southern Utah State	Phoenix, Ariz. W 81-66
3/7	Mesa College	Phoenix, Ariz. W 86-82
NAIA NATIONAL TOURNAMENT		
3/13	vs Cumberland College	Kansas City, Mo. W 70-64
3/15	vs Hawaii-Hilo	Kansas City, Mo. W 83-67
3/16	vs Central State	Kansas City, Mo. W 88-82
3/17	vs East Texas State	Kansas City, Mo. W 74-69
3/18	vs Kearney State	Kansas City, Mo. W 79-75

Canyon wins NAIA title, 79-75
Rusty Weller, The Arizona Republic

KANSAS CITY — Ooops- There's a new ending to the old Cinderella story. The glass slipper fir the second-seeded stepsister, after all. Grand Canyon College's amazing Antelopes rewrote a storybook finish of their own to trip Kearney State, the Cinderella team, 79-75, to capture the NAIA national basketball championship Saturday night before a crowd of 7,067 in Kemper Arena that had come to see the original version.

But 30-3 Canyon, which led the entire first half before Kearney State inched ahead 36-35 at halftime, regained control early in the second half and kept the giant-killers at bay down the stretch to capture its second NAIA crown.

Championship banner, trophy, nets and all, the Antelope team returns home Monday afternoon at 6:49 p.m. on TWA flight 77 for a victory celebration at Sky Harbor.

"It was in the bag all the way," said reserve guard Richard Bacon, who had one of the nets around his neck.

And while Kearney might dispute that fact, that's the way confident Canyon felt. The champs trailed on four occasions but never by more than a point. In fact, the veterans of the classic five-overtime marathon in the quarter-finals and a two overtime district showdown were so used to coming from farther back each previous game that having the upper hand so much was a luxury.

"We never thought about losing," said reserve Mike Osborne and starting forward Bill Price added, "I wasn't really worried because we've been down worse than that. When they (Kearney) got close near the end, we were two up and had the ball. That's enough for us."

There were many factors in Canyon's favor — depth, teamwork, the full return of forward Nate Stokes, the offensive explosion of guard Ray Arvizu and another decisive halftime defensive change from zone of man-to-man. But the biggest key was the Antelopes free throw shooting.

Canyon, which hit 11 of 17, wasn't as accurate from the line as Kearney (11 of 14) but swished the charities when its title hopes depended on it.

"Once we got the lead in the second half, we held on to the ball and hit those big free throws," said happy coach Ben Lindsey, whose 1975 bunch also won it all. "They DO have ice water in their veins."

With a precarious 1-point edge entering the final two minutes, Canyon blew its first 1-and-1 situation, but Stokes coolly dropped in a pair to make it 73-70 with 1:26 to go, and first team all-tournament selection Willie Polk cashed the clutch bonus to put the Lopes 4-up at 1:15.

Two charities by Kearney's Tim Higgins sliced the advantage to half, but tournament MVP Tom Ritzdorf missed the front end of a 1-and-1 with 50 seconds remaining.

That was all the opening Canyon needed as freshman George Salde grabbed the rebound, and—later downcourt—Price took a fine feed underneath from Bacon for a back-door bucket and was fouled. Price, who had missed a pair of free throws in regulation to send the Central State game on its merry five-overtime way, didn't miss. "I didn't think about it, because the guys told me it was over."

Indeed it was, and Price made sure at the line to make it 78-73 with 33 seconds remaining.

... The crowd, which heavily favored Kearney, was hard for Canyon to adjust to.

"This is the first time we've had to face a team here with 90 percent of the fans behind them," said Lindsey. "The first half got us down, but we forgot about it in the second." Or, as Stokes said, "It was like us against the world. It's been that way all tourney. It seems like we only had 15 fans here, and everything was against us, but it didn't matter to us."

Price said he had trouble sleeping Friday night ("I kept seeing us lose a 3-point lead to them at the finish"), but Bacon was confident.

"Snake" was ready for the victory. "I went after the net with three seconds to go. I threw a pass to Price so I could go run for the net."

Polk, who stood a good chance of taking the MVP honor, said he didn't consider it a snub. "In fact, I made a prayer before the game. It was sort of like a deal. I told God I would much rather be a national champion than MVP. I guess that might have been why."

HISTORY » NATIONAL CHAMPIONS

1987-88 NAIA NATIONAL CHAMPIONS



ROSTER

NO.	NAME	POS	HT	YR	HOMETOWN	HIGH SCHOOL / PREV.
3	Craig Johnson	G	5-7	Jr.	San Pedro, Calif.	Mary Star of the Sea
13	Mark Dyer	G	6-3	Fr.	Phoenix, Ariz.	Dubuque Hempstead
15	Darren Dunlap	G	6-1	Jr.	Colorado Springs, Colo.	Palmer
22	Mike Ledbetter	G	6-2	Jr.	Galveston, Texas	Clear Creek
31	Blair Oliphant	F	6-8	Jr.	Salt Lake City, Utah	Olympus
32	Rodney Johns	G	6-0	Sr.	Phoenix, Ariz.	
33	Danl Williams	G	6-3	Jr.	Muskegon, Mich.	Muskegon
34	Ron Dalessio	G	5-10	Fr.	Phoenix, Ariz.	Paradise Valley
41	Gary Ware	F	6-6	Jr.	Camden, N.J.	Camden
42	Bob Henige	F/C	6-8	Jr.	Phoenix, Ariz.	Cactus
44	Emilio Kovacic	F	6-9	Fr.	Zadar, Yugoslavia	Barakovic
45	Ron Akre	G/F	6-4	Sr.	Phoenix, Ariz.	
50	Bob Gallagher	F	6-6	Sr.	Chicago, Ill.	Marist
55	Robert Enge	C	6-9	Jr.	Portland, Ore.	Beaverton
--	Mike Hoyle	G	6-2		Tucson, Ariz.	San Manuel
--	Mario Lopez	F	6-7		Los Angeles, Calif.	
--	Chad Olson	C	6-10		Frewsburg, N.Y.	Frewburg Central
--	Mark Wheeler	G	6-1		Spokane, Wash.	Ferris

Head Coach	Paul Westphal
Assistant Coach	Garrick Barr
Assistant Coach	Scott Mossman
Assistant Coach	Walt Rock



Grand Canyon captures NAIA crown in OT

Johns scores 41, hits game-winner

RESULTS | 36-3

11/20	at Southern Colorado	Pueblo, Colo.	W 96-77
11/21	at Fort Lewis	Durango, Colo.	W 93-83
11/24	at Chapman	Orange, Calif.	L 76-83
11/25	at CSU Dominguez Hills	Carson, Calif.	W 72-67
11/27	vs UC Santa Cruz	La Jolla, Calif.	W 105-70
11/28	at UC San Diego	La Jolla, Calif.	W 116-72
12/1	College of St. Thomas	Phoenix, Ariz.	W 110-67
12/4	Occidental	Phoenix, Ariz.	W 70-60
12/5	Point Loma Nazarene	Phoenix, Ariz.	W 121-79
12/7	Fort Lewis	Phoenix, Ariz.	W 95-91
12/12	at Northern Arizona	Flagstaff, Ariz.	L 81-84
12/19	Westmont	Phoenix, Ariz.	L 82-92
12/21	Western New Mexico	Phoenix, Ariz.	W 105-78
12/22	North Park College	Phoenix, Ariz.	W 114-106
12/29	Northwestern College	Grand Junction, Colo.	W 73-64
12/30	at Mesa College	Grand Junction, Colo.	W 96-86
1/2	CSU Dominguez Hills	Phoenix, Ariz.	W 83-75
1/4	Mesa College	Phoenix, Ariz.	W 96-86
1/5	Southern Nazarene	Phoenix, Ariz.	W 84-81
1/8	Panhandle State	Silver City, N.M.	W 88-84
1/9	at Western New Mexico	Silver City, N.M.	W 92-83
1/12	Nebraska Wesleyan	Phoenix, Ariz.	W 95-80
1/15	at The Master's	Santa Clarita, Calif.	W 89-67
1/16	at Christian Heritage	El Cajon, Calif.	W 95-83
1/19	at Southern Nazarene	Bethany, Okla.	W 97-95
1/21	at Drury	Springfield, Mo.	L 72-74
1/23	at Southern Utah State	Cedar City, Utah	W 121-101
1/26	Southern Colorado	Phoenix, Ariz.	W 94-68
1/30	The Master's	Phoenix, Ariz.	W 115-61
2/4	at Western Washington	Bellingham, Wash.	L 88-99
2/5	at Puget Sound	Tacoma, Wash.	L 85-102
2/6	at Seattle Pacific	Seattle, Wash.	W 90-86
2/13	Athletes in Action	Phoenix, Ariz.	L 86-100
2/15	Southern Utah State	Phoenix, Ariz.	W 113-92
2/20	Christian Heritage	Phoenix, Ariz.	W 106-96
2/27	at Hawaii Pacific	Kaneohe, Hawaii	W 102-93
2/29	at BYU-Hawaii	Laie, Hawaii	W 93-87
NAIA DISTRICT VII TOURNAMENT			
3/8	vs Southern Colorado		W 68-62
3/10	vs Colorado Mines		W 113-79
NAIA NATIONAL TOURNAMENT			
3/17	vs Hastings College		W 103-75
3/18	vs Fort Hays State		W 101-95
3/19	vs College of Idaho		W 99-96
3/21	vs Waynesburg		W 108-106
3/22	vs Auburn-Montgomery		W 88-86

Canyon wins third NAIA title

By Kent Somers, *The Arizona Republic*

KANSAS CITY, Mo. — Rodney Johns made a jump shot with two seconds left in overtime to give Grand Canyon College an 88-86 victory over Auburn University at Montgomery (Ala.) in the NAIA basketball championship game Tuesday at Kemper Arena.

Auburn (32-3) threw a long inbounds pass, but Johns intercepted to end the game.

It is the third national championship for Grand Canyon (37-6). The Antelopes previously won in 1975 and 1978.

Johns, with a career high 41 points, was named the tournament's most valuable player. Grand Canyon guard Mike Ledbetter also made the all-tournament team.

Johns put Grand Canyon into the finals with a last-second shot in the semifinal game Monday night.

Grand Canyon was 7-1 in overtime games this season.

Johns' shot was set up by a blocked shot by guard Craig Johnson with about 30 seconds left. Grand Canyon ran the clock to 13 seconds and called timeout.

Johns took the ball and with his path to the basket blocked, he pulled up for what appeared to be a three-point shot on the replay. However, he was awarded only two points.

Johns, with Grand Canyon up by four in regulation, missed the first of a one-and-one with 1:15 left in regulation, and Orlando Graham converted a three-point play to bring the Senators within 80-79.

Johns then made two free throws, but Bobby Harris tied the score at 82 with a three-point shot with 41 seconds remaining.

The Senators then called a timeout. Grand Canyon ran the clock down to 11 seconds and called a timeout. Ledbetter missed an open 17-foot shot with one second left.

Grand Canyon trailed by six at halftime, and Johns took over to open the second half.

He scored eight of Grand Canyon's first 14 points as the Antelopes closed the gap to two in the first five minutes.

He tied the score at 54 with a steal and layup with 14:53 left.

The two teams swapped baskets for next eight minutes. The Antelopes took a three-point lead with 5:30 remaining on a shot by Johns and a three-point shot by Ledbetter.

Grand Canyon opened in a 1-2-2 zone and packed it in near the free-throw lane. The strategy was clear: Beat us outside if you can.

The Senators did. They outscored the Antelopes, 11-2, in the first 3:40, and had a 17-8 lead with 14:19 remaining in the half.

Reserve guard Craig Johnson got the Antelopes going by blocking a shot. Johns got the ball on the break, made a layup and was fouled. The free throw cut the lead to six. Ledbetter made two free throws with 11:50 remaining to make the score 19-15.

The Antelopes were hurt in the first half by their lack of rebounding. Auburn-Montgomery outrebounded Grand Canyon, 20-14, and had six offensive boards.

HISTORY » GCU ARENA



YEAR-BY-YEAR

Year	Record	Average	Capacity	Cumulative	Largest
2011-12	15-1	2,278	45.6%	36,442	4,106 - 2/22 vs. Chaminade
2012-13	15-1	2,396	47.9%	38,330	3,352 - 2/23 vs. Hawaii Pacific
2013-14	8-3*	4,614	92.3%	50,749	4,987 - 1/25 vs. Seattle U
2014-15	13-8	5,170	73.9%	108,562	7,412 - 12/30 vs. Harvard
2015-16	18-2	5,806	82.9%	116,119	7,413 - 1/9 vs. New Mexico State
2016-17	15-3	6,817	97.4%	122,708	7,502 - 2/25 vs. Kansas City
2017-18	16-3	6,973	99.6%	132,495	7,521 - 1/11 vs. New Mexico State
2018-19	12-2	7,170	102.4%	100,375	7,497 - 3/2 vs. CSU Bakersfield
2019-20	8-8	6,978	99.7%	111,647	7,498 - 11/8 vs. Illinois
9 seasons	120-31 (.795)	5,413	84.2%	817,427	

*one game played in Antelope Gymnasium not reflected

LARGEST CROWDS

Rank	Date	Opponent	Crowd	Result	Rank	Date	Opponent	Crowd	Result
1	Jan. 11, 2018	New Mexico State	7,521	L 70-59	9	Dec. 30, 2014	Harvard	7,412	L 72-59
2	Feb. 25, 2017	Kansas City	7,502	W 84-77	10	Nov. 25, 2017	San Diego	7,397	L 72-62
3	Nov. 8, 2019	Illinois	7,498	L 83-71	11	Nov. 18, 2017	Little Rock	7,394	W 76-51
4	March 2, 2019	CSU Bakersfield	7,497	W 73-69	12	Feb. 23, 2017	Chicago State	7,376	W 82-59
5	Feb. 9, 2019	New Mexico State	7,495	L 67-64	13	March 3, 2018	CSU Bakersfield	7,372	W 81-68
6	Dec. 3, 2016	Louisville	7,493	L 79-70	14	Jan. 21, 2017	Seattle U	7,320	W 61-59
7	Feb. 11, 2017	New Mexico State	7,479	W 83-71	15	Dec. 1, 2018	Boise State	7,317	W 69-67
8	Jan. 9, 2016	New Mexico State	7,413	W 79-75	16	March 14, 2016	South Carolina State	7,315	W 78-74

» GCU ARENA RECORD BOOK

	INDIVIDUAL		TEAM	
	GCU	Opponent	GCU	Opponent
Points	42, DeWayne Russell Dec. 3, 2016 vs. Louisville	34, Denzel Livingston Dec. 17, 2014, Incarnate Word	104, vs. Omaha (OT) Dec. 13, 2015	108, Omaha (OT) Dec. 13, 2015
	38, Michael Finke Feb. 27, 2019	32, Lesley Varner II Feb. 29, 2020, UTRGV	99, vs. Utah Valley Jan. 16, 2016	88, Utah Valley Jan. 16, 2016
	35, Carlos Johnson March 15, 2019	31, 2 tied	96, 2 tied	88, UTRGV Feb. 29, 2020
Field goals	14, DeWayne Russell Dec. 3, 2016 vs. Louisville	13, Denzel Livingston Dec. 17, 2014, Incarnate Word	38, vs. Mississippi Valley State Jan. 23, 2015	34, UT Pan American Jan. 2, 2014
	14, Michael Finke Feb. 27, 2019 vs. Eastern N.M.	13, Terrell Brown Jan. 23, 2020, Seattle U	38, vs. Eastern New Mexico Feb. 27, 2019	34, Omaha (OT) Dec. 13, 2015
Field goal pct. <i>(min. 7 attempts)</i>	100% (8/8), Keonta Vernon Dec. 9, 2017 vs. Grambling State	100% (7/7), Tarkus Ferguson Dec. 10, 2016, Illinois-Chicago	65.4% (34/52), vs. William Jessup Jan. 23, 2018	56.1% (32/57), Kansas City Feb. 25, 2017
	100% (7/7), Josh Braun Nov. 17, 2015 vs. Black Hills State	87.5% (7/8), Jubrile Belo Nov. 19, 2019, Montana State	64.6% (31/48) vs. Black Hills State Nov. 17, 2015	55.7% (34/61), Omaha (OT) Dec. 13, 2015
3-pointers	9, Josh Braun Feb. 23, 2017 vs. Chicago State	7, Jeremy Hemsley Dec. 7, 2016, San Diego State	14, vs. Texas-Pan American Jan. 2, 2014	15, Davenport Nov. 5, 2019
	7, Jerome Garrison Feb. 27, 2014 vs. Kansas City	6, 3 tied	14, vs. Norfolk State Nov. 20, 2017	12, Chicago State March 1, 2014
	7, Josh Braun Jan. 7, 2017 vs. Utah Valley		13, 3 tied	11, 2 tied
3-point pct. <i>(min. 5 attempts)</i>	100% (5/5), Josh Braun Nov. 17, 2015 vs. Black Hills State	87.5% (7/8), Jeremy Hemsley Dec. 7, 2016, San Diego State	61.9% (13/21), vs. Ark.-Pine Bluff Dec. 22, 2016	60.0% (6/10), Illinois-Chicago Dec. 10, 2016
	83.3% (5/6), Gerard Martin Dec. 3, 2015 vs. Central Michigan	83.3% (5/6), Lesley Varner II Feb. 29, 2020, UTRGV	57.9% (11/19), vs. Eastern Illinois Dec. 21, 2019	54.5% (6/11), Notre Dame de Namur Dec. 3, 2011 (D2)
Free throws	17, Josh Braun Jan. 16, 2016 vs. Utah Valley	18, Nick Dixon Jan. 13, 2018, UTRGV	35, vs. Idaho Jan. 23, 2014	31, Omaha (OT) Dec. 13, 2015
	16, Jerome Garrison Jan. 23, 2014 vs. Idaho	13, Stephen Madison Jan. 23, 2014, Idaho	33, vs. Seattle U March 7, 2015	29, UTRGV Jan. 13, 2018
	15, Jerome Garrison Feb. 8, 2014	11, 2 tied	33, vs. Portland State Nov. 13, 2015	27, 2 tied (both Utah Valley)
Free throw pct. <i>(min. 7 attempts for individual, 10 for team)</i>	100% (13/13), DeWayne Russell Dec. 20, 2016 vs. Alcorn State	100% (13/13), Stephen Madison Jan. 23, 2014, Idaho	100% (11/11), vs. Northern Arizona March 18, 2015	100% (10/10), New Mexico State Feb. 27, 2020
	100% (12/12), Josh Braun Feb. 18, 2016 vs. Kansas City	100% (10/10), Zach Lofton Jan. 11, 2018, New Mexico State	92.9% (13/14), vs. New Mexico St. Feb. 21, 2015	95.0% (19/20), Northern Iowa Dec. 12, 2019
	100%, 17 others tied	100%, 6 others tied	90.5%, 2 tied	
Rebounds	17, Demetrius Walker Dec. 3, 2013 vs. Vanguard	16, Isaac Neilson Jan. 7, 2017, Utah Valley	55, vs. Fresno Pacific (D2) Dec. 17, 2012	48, New Mexico State Jan. 11, 2018
	17, Killian Larson (D2) Feb. 26, 2013 vs. BYU-Hawaii	15, 3 tied	52, vs. Western New Mexico Nov. 16, 2013	46, Illinois Nov. 8, 2019
Blocks	8, Braylon Pickrel (D2) Feb. 20, 2012 vs. BYU-Hawaii	5, Moataz Aly March 3, 2018, CSU Bakersfield	11, vs. Dominican (D2) Jan. 11, 2012	9, Eastern Illinois Dec. 21, 2019
	6, Braylon Pickrel (D2) Feb. 13, 2012 vs. Academy of Art	5, Shaquillo Fritz Nov. 16, 2018, Arkansas State	10, 2 times	8, Hampton Nov. 30, 2015
Assists	12, DeWayne Russell Nov. 23, 2015 vs. Miss. Valley State	10, Isaiah Wright Nov. 25, 2017, San Diego	31, vs. Eastern New Mexico Feb. 27, 2019	19, William Jessup Jan. 23, 2018
	12, DeWayne Russell Dec. 13, 2015 vs. Omaha (OT)	10, Paul Bautasa (D2) Dec. 3, 2012, Hawaii-Hilo	29, vs. William Jessup Jan. 23, 2018	17, 4 tied
Steals	7, Gerard Martin Nov. 28, 2016 vs. SIU Edwardsville	6, Dachon Buke Nov. 13, 2017, Robert Morris	14, vs. Illinois-Chicago Dec. 10, 2016	13, 5 times



31 30

108

106

ANTHROPES

GCU

GRAND CANYON UNIVERSITY



EVENT SECURITY



