

2011-2012

GRAND CANYON UNIVERSITY
MEN'S BASKETBALL MEDIA GUIDE





ON THE COVER

(L to R) Nick Witherill, Justin Wesolowski, Barret Robbins, Brad Carroll, Kyle Speed

TABLE OF CONTENTS

3	Quick Facts
3	Media Information/ Media Outlets
4	Director of Athletics
5	GCU Arena
6	GCU New Athletic Facilities
7	In the Community
8	Pacific West Conference
9	2011-12 Schedule
10	Roster
11-15	Coaching Staff
16	Support Staff
17-28	Player Profiles
29	2010-11 Recap
30-31	Records
32	Honors
33-44	Year-by-Year Results
44	2010-11 PacWest Standings/Postseason
45	Grand Canyon's History of Hoops
46-47	All-Time Series
48-50	All-Time Letterwinners
51	Grand Canyon to Grand Stage
52	GCU Athletic Facilities
53	Grand Canyon University
54	Phoenix
55-56	GCU Administration

GRAND CANYON UNIVERSITY

Men's Basketball

GCU ATHLETICS DIRECTORY

AREA CODE-PREFIX: 602.639.

STAFF

B. Keith Baker	Director of Athletics	x6054
Ruth Ann Gardner	Assistant Athletics Director /SWA	x6041
Dan Nichols	Assistant Athletics Director	x6117
Mike McNally	Assistant Athletics Director /MR	x7153
Tyneshia Johnson	Administrative Assistant	x6053
Geordie Hackett, A.T.C.	Head Athletic Trainer	x6038
Chuck Howard	Strength / Conditioning	x6655
Dr. Craig Phelps	Team Orthopedic Physician	x6038
Joshua Meyer	Compliance Coordinator	x6587
Claude N. Pensis	Faculty Athletics Representative	x6971
Steve Heath	Assistant Sports Information Director	x6514

FAX NUMBERS

Athletic Training Room Fax	x7815
Gymnasium Fax	x7824
Clubhouse Fax	x7834

CREDITS

The 2011-12 edition of the Grand Canyon University Men's Basketball Media Guide was compiled and written by Mike McNally and Brooke Baker. Design and layout by Deanna M Fusco (SoHo Southwest). Cover design by GCU Marketing Department. Photo contributions by Tim Koors, Jak Keysar and Jason Wise.

Quick Facts

GRAND CANYON UNIVERSITY

3300 W Camelback Road
Phoenix, AZ 85017

602.639.6035
gculopes.com

Enrollment:

Campus: 4,400

Online: 38,000

Affiliation: NCAA Division II

Conference: Pacific West Conference

Facility: GCU Arena

Capacity: 4,602

Colors: Purple/Black/White

Nickname: Antelopes ('Lopes)

Executive Chairman: Brent Richardson

CEO: Brian Mueller

Athletic Director: B. Keith Baker

Phone: 602.639.6054

Head Coach: Russ Pennell, 3rd year

Phone: 602.639.6300

Men's Basketball SID: Mike McNally

Phone: 602.639.7153

Fax: 602.343.4645

Media Information

To The Media

Any questions or assistance arranging interviews can be obtained by contacting Mike McNally, GCU men's basketball contact, at 602.639.7153 (desk), 602.565.2954 (cell) or michael.mcnally@gcu.edu. Athletes and coaches typically are available before and after practice. GCU student-athletes are not available for interviews on game days prior to game time. Requests for interviewing a student athlete at a practice or after a GCU event should be brought to the attention of Mike McNally.

Credentials

This season we will only be issuing daily credentials. However, if you know in advance games you will be covering, we will make sure to get those to you ahead of time. It is preferred that requests for media credentials be e-mailed to Mike McNally at michael.mcnally@gcu.edu, but we will accommodate requests by phone as well. While as much notice as possible is always appreciated, we will always make our games available to the media to cover. Since space is limited, requests from media that cover GCU Athletics on a regular basis are given priority for seating assignments. Credential pickup this season will be located inside the main lobby at GCU Arena on the east side of the building.

Parking

Media and visiting team parking will be located at Camelback Road and 32nd Avenue. With the construction still continuing on the street, 32nd Ave. has not been marked. For those coming to the Arena westbound on 32nd Ave., take the first right after you pass the Phoenix Baptist Church property. Traveling eastbound, you will take the first left after passing the main GCU entrance at 33rd Ave. For media members that have not picked up credentials in advance, please show a station/work I.D. badge.

Working Media

We have dedicated Suite 2 as a working area for media members this season. This media area has wireless and high speed internet connections for your use. The seats in this area will be on a "first come, first served" basis, unless spots have been previously assigned.

Event Services

Notes, lineup cards and cumulative statistics will be furnished prior to each event. Final game statistics will also be available when complete after each contest. Wireless internet will be available throughout GCU Arena, as well as a few high speed lines in the media press area (Suite 2).

Television/Photographers

Courtside access is available for television and photographers from media outlets covering the game. Assigned spots will only be given in the event of space limitations.

Post-game

GCU Head Coach Russ Pennell and his players will be made available in the hallway outside of the men's locker room after each game. Please let Mike McNally know which players you would like to speak with and they will be made available.

Media Outlets

NEWSPAPERS

The Arizona Republic

200 E. Van Buren St.
Phoenix, AZ 85004
Phone: 602.444.8641 – Fax: 602.444.8686

Glendale Star/ Peoria Times

Phone: 623.847.4614 – Fax: 623.842.6017

East Valley Tribune

Phone: 480.898.6525 – Fax: 480.898.5665

RADIO

XTRA AM-910

Phone: 602.260.9191 – Fax: 602.650.5275

The Fan AM 1060

Phone: 480.838.0400

TELEVISION

COX SPORTS-7 Phone: 602.379.2400 – Fax: 602.379.2459

KNXV-15 (ABC) Phone: 602.273.1500 – Fax: 602.685.3000

KPHO-5 (CBS) Phone: 602.264.1000 – Fax: 602.650.0761

KPNX-12 (NBC) Phone: 602.257.1212 – Fax: 602.257.6670

KSAZ-10 (FOX) Phone: 602.262.5124 – Fax: 602.262.0435

KTVK-3 (IND.) Phone: 602.207.3443 – Fax: 602.207.3477

WIRE SERVICE

The Associated Press

500 N. Third Street, Suite 120
Phoenix, AZ 85004
Phone: 602.258.8934 – Fax: 602.254.9573

B. Keith Baker



Grand Canyon College, 1982

Grand Canyon University Director of Athletics **B. Keith Baker** has worn multiple hats at the school he attended, competed for and has been employed by since the early 1980s.

A 1982 graduate of Grand Canyon College, Baker was hired in March 1983 as the school's full-time sports information director. Prior to that, he worked for Grand Canyon as a play-by-play announcer for the Antelopes' basketball broadcasts since his sophomore year at the school.

While working toward his bachelor's degree from Grand Canyon with a double major in business administration and communications, Baker pitched on the school's first three NAIA national championship baseball teams (1980-82). He also holds the distinction of throwing the program's most recent no-hitter against Nebraska Wesleyan University on March 11, 1982.

Baker served as Grand Canyon's SID until 1989 before becoming assistant athletic director. He succeeded former GCU President Dr. Gil Stafford as athletic director in 1994, and continues to hold that position. For six years during his reign as director of athletics, Baker also coached the men's golf team. He guided the Antelopes to three straight NCAA Division II national-championship tournaments from 2006-08, finishing in the top 12 in the nation in each of those seasons. His team finished 10th in the country in 2007 after winning the Pacific West Conference championship and placing second at the NCAA West Regional. In 2008, one of his golfers won the NCAA West Region individual title.

During his tenure at Grand Canyon and to this date, Baker continues to offer his exceptional talents as a broadcaster, public-address announcer and photographer. He also served as a part-time faculty member by leading courses in sports broadcasting and golf.



He has been a model representative of the university, upholding its core values as a Christian institution, and has become an excellent spokesperson on behalf of the school, his church and the community in a variety of ways. He is constantly pushing his staff members and coaches to serve the Lord in their daily lives by the way they treat one another, in addition to upholding integrity and strong values as they represent themselves and the school in athletic competitions. He was recognized for his exceptional leadership in 2009 when he was named "Under Armour AD of the Year" for the Division II West Region.

A member of a family that has had numerous relatives attend the school, Baker and his wife, Amber, met and were married during their undergraduate years at Grand Canyon. They reside in Glendale and have two sons, Brian and Brandon, and a daughter, Brooke, who played for the GCU women's volleyball team from 2007 to 2009 and graduated in May 2010.

GCU Arena



Grand Canyon University Arena had its ribbon-cutting ceremony Sept. 1, 2011. GCU Arena will seat nearly 5,000 fans for basketball in a state-of-the-art venue that will also host musical performances, speaking engagements and conferences. GCU's volleyball and wrestling teams will also use the venue for special events.

GCU New Athletic Facilities



▲ Student Recreation Center

For the ‘wow’ factor junior guard Nick Witherill waited until the ribbon-cutting ceremony to see GCU’s new Student Recreation Center.

It was worth the wait.

On Oct. 8, 2010, Grand Canyon University welcomed media, faculty, staff and students to the place for fitness and fellowship.

Housed with three full-size basketball courts, a large wrestling room, a weight room for athletes, a gym for staff and non-athletes and a dance studio to be used for fitness classes, the rec center – as could be expected – met rave reviews.

“Seeing things like this just lifts your spirits, because it shows that people really care and want you to succeed,” said GCU head basketball coach Russ Pennell.

“The courts, in and of themselves, are an incredible recruiting tool,” said Bob Machen, GCU’s campus development project manager. “This is an NBA-quality court. The Phoenix Suns don’t have a better one.”

The new 55,000-square foot facility is open from 6 a.m. to 1 a.m. Monday through Friday and 10 a.m. to 1 a.m. Saturday and Sunday.

▼ 'Lopes for Literacy



▼ 'Lopes visit St. Vincent's de Paul



▼ GCU's Fall Festival



In The Community

▼ Fiesta Bowl Parade



Grand Canyon is giving 100 percent on the court as well as giving 100 percent back in the community.

Last season, the players and staff participated in the 'Lopes for Literacy program, "Finding My Shoes" Community Service Event at St. Vincent's de Paul, GCU's Fall Festival and the Fiesta Bowl Parade.

Freshman Jerome Garrison, who participated in an event at St. Vincent's de Paul this year, talked about what it meant to him saying "An event like this is a big reason why I chose to come to GCU. The idea that Brenda Combs (GCU's Ambassador of Inspiration & Achievement") and coach Pennell had to come here and think about others and give away items to those less fortunate than us is a powerful statement for what Grand Canyon University believes in."



The PacWest

- ★ Grand Canyon University
- ★ Dixie State
- ★ BYU-Hawai'i
- ★ Hawai'i Pacific
- ★ Hawai'i Hilo
- ★ Chaminade University
- ★ Dominican
- ★ Notre Dame de Namur
- ★ Academy of Art

Just over five years ago, seven NCAA Division II programs banded together to revive a briefly dormant league, marking the rebirth of the Pacific West Conference.

In a short time the PacWest has been rocketing back to prominence thanks to national-caliber athletic programs, automatic qualifiers, the addition of baseball as a conference sport, and the rise league that has grown to 10 teams for the 2011-12 season and will blossom to a 14-school conference – the largest in Division II – in 2012-13.

The largest geographic conference in Division II saw its rebirth begin in the fall of 2006 when the league began competition in men's and women's soccer for the first time. Women's basketball also became a league sport, complementing men's golf, women's tennis, men's and women's cross country, men's basketball and softball, which have been a staple of the league for several years.

Grand Canyon University in Arizona, Dixie State College of Utah and Notre Dame de Namur University in California teamed up with longtime Hawai'ian-based PacWest programs Chaminade University of Honolulu, Brigham Young University Hawai'i, the University of Hawai'i at Hilo and Hawai'i Pacific University to re-form a conference that fell silent for one year. California Baptist, in Riverside, Calif. joins the conference for 2011-12. Azusa Pacific, Fresno Pacific, Point Loma Nazarene and Holy Names, all from California, will compete in PacWest competition beginning in 2012-13.

In the fall, the Pacific West crowns champions in men's and women's soccer, women's volleyball, and men's and women's cross country, while the winter season is the domain of men's and women's basketball. In the spring, the league celebrates champions in women's tennis, men's golf, softball and baseball.

Following the 2004-05 campaign, the Pacific West Conference lost a pair of programs in Western New Mexico and Montana State-Billings to slip below the mandated six-team minimum that comprises an official NCAA Division II league. With it went the automatic qualifiers for post-season play. However, the four schools off the mainland competed together as an unofficial conference, playing each other in the sport of basketball so many times that game films quickly became obsolete.

Although not officially recognized by the NCAA that year, the perseverance by Chaminade, BYU-Hawai'i, HPU and Hawai'i Hilo kept

the core of a proud tradition intact until the three new schools put the league back on the Division II map.

And it is a big map.


From the Southwest to the Pacific Rim, the PacWest can redeem a lot of frequent-flyer miles, but its travel plans have its teams landing in major metropolitan markets that many established Division II leagues don't match. The schools in Hawai'i have a natural appeal to the local media and community because they turn out quality athletic programs in a focused market. BYU-Hawai'i tennis along with the Chaminade men's basketball team's prominent appearance in the Maui Invitational are just a couple of the highly-visible programs and, in 2010, Hawai'i Pacific's softball program grabbed the conference's second national title (BYU-Hawai'i won in women's tennis in 2007) since the league's rebirth.

The 2010-11 campaign saw the league thrive in a number of sports, including basketball. BYU-Hawai'i's men's team was the national runner-up. GCU women's squad became the first PacWest program to win an NCAA tournament game, led by National Player of the Year Samantha Murphy.

NDNU calls Belmont, CA home and is situated midway between the two major media and population centers of San Francisco and San Jose. The addition of the Academy of Art University in San Francisco in 2008-09 and Dominican University of California in 2009-10 gives the PacWest three schools in the Bay Area. Dixie State is located in the southwest corner of Utah in St. George, not too far across the Nevada border from Las Vegas. The college draws interest from Salt Lake City and Provo as it became the first full-fledged NCAA Division II program in the state. Grand Canyon University has been in the Division II bracket for a number of years. The Antelopes have a rich tradition of basketball, baseball and men's soccer and have one of the largest markets in the nation with their location in Phoenix.

New addition California Baptist is located just outside the city limits of Los Angeles and is a long-time power in the NAIA in numerous sports.

The PacWest conference is led by Bob Hogue, the former state senator from Hawai'i who is now based in the new league office in California. Hogue replaced Woody Hahn who retired after serving as the commissioner since the early 1990s.



2011-12 Schedule



The 2011-12 Grand Canyon University Men's Basketball Team Includes:

Back Row (L to R): Geordie Hackett, Matt Brase, Anthony Boone, Phil Cullen, Barret Robbins, Killian Larson, Justin Wesolowski, Braylon Pickrel, Blake Davis, Russ Pennell, Mark Nelson, Chuck Howard; **Front Row (L to R):** Jake Zuilhof, Travis Currier, Dillon Currier, Micah Fetters, Nick Witherill, Kyle Speed, Jerome Garrison, Justin Foreman, Steve Morin, Brad Carroll, Chris Johnson.

NOVEMBER

2	Oregon (exhibition)	Eugene, OR	7:00 p.m.
5	Arizona State (exhibition)	GCU Arena	6:00 p.m.
8	San Diego Christian (exhibition)	GCU Arena	6:00 p.m.
11	UNLV	Las Vegas, NV	8:00 p.m.
16	The Master's College	GCU Arena	6:00 p.m.
25	Seattle Pacific	GCU Arena	7:15 p.m.
26	Fort Lewis	GCU Arena	7:15 p.m.

DECEMBER

3	*Notre Dame de Namur	GCU Arena	6:30 p.m.
10	Northern New Mexico	GCU Arena	6:00 p.m.
16	Saint Martin's	GCU Arena	6:00 p.m.
17	Cal State San Bernardino	GCU Arena	6:00 p.m.
30	Arizona Christian	GCU Arena	6:00 p.m.

JANUARY

3	*Dominican	San Rafael, CA	8:30 p.m.
5	*Notre Dame de Namur	Belmont, CA	8:30 p.m.
11	*Dominican	GCU Arena	6:30 p.m.

16	*Dixie State	St. George, UT	7:30 p.m.
19	*Hawai'i Hilo	GCU Arena	6:30 p.m.
24	*Hawai'i Pacific	GCU Arena	6:30 p.m.
28	*BYU-Hawai'i	Laie, HI	10:30 p.m.
30	*Chaminade		

FEBRUARY

2	*Hawai'i Pacific	Honolulu, HI	10:00 p.m.
4	*Hawai'i Hilo	Hilo, HI	10:30 p.m.
11	*California Baptist	Riverside, CA	8:30 p.m.
13	*Academy of Art	GCU Arena	6:30 p.m.
20	*BYU-Hawai'i	GCU Arena	6:30 p.m.
22	*Chaminade	GCU Arena	6:30 p.m.
25	*Academy of Art	San Francisco, CA	3:00 p.m.

MARCH

1	*California Baptist	GCU Arena	6:30 p.m.
3	*Dixie State	GCU Arena	6:30 p.m.

All game times are Arizona time and subject to change | *Pacific West Conference games
Home games in purple | Holiday Inn Phoenix Downtown North is the preferred hotel of GCU Athletics.

For ticket and game promotion information, please visit GCULopes.com.



2011-12 GCU Antelopes Numerical

#	Antelopes	P	HT	WT	YR	Hometown/High School (Previous School)
0	Brad Carroll	G	6-6	206	JR	Chandler, AZ/Corona del Sol (Milwaukee)
1	Micah Fetters	G	5-11	174	RF	Chandler, AZ/Hamilton
3	Kyle Speed	G	6-1	160	SR	Seattle, WA/Lake Washington (Johnson County CC)
4	Chris Johnson	F	6-6	215	SO	Phoenix, AZ/Highland (South Kent Prep)
5	Justin Foreman	G	6-6	192	FR	Houston, TX/Westbury Christian
10	Steve Morin	G	6-5	193	JR	Scottsdale, AZ/Saguaro
11	Braylon Pickrel	F/C	6-10	216	JR	Mesa, AZ/Red Mountain (Mesa CC)
15	Travis Currier	F	6-7	190	JR	Gilbert, AZ/Surrey Garden
21	Jerome Garrison	G	6-3	178	FR	Phoenix, AZ/Mountain Pointe
22	Justin Wesolowski	F	6-8	210	SR	Mesa, AZ/Mountain View (Northern Colorado)
23	Barret Robbins	F/C	6-8	230	JR	Phoenix, AZ/Desert Vista (Chandler-Gilbert CC)
25	Dillon Currier	G	6-5	194	SO	Gilbert, AZ/Gilbert Christian (Westmont)
32	Killian Larson	C	6-9	268	JR	Puyallup, WA/Puyallup (Dominican)
40	Blake Davis	F	6-6	230	SO	Phoenix, AZ/St. Mary's (Weber State)
44	Nick Witherill	G	6-3	178	SR	Phoenix, AZ/Highland (Washington State)
52	Jake Zuilhof	F/C	6-9	195	FR	Azle, TX/Azle

2011-12 GCU Antelopes Alphabetical

#	Antelopes	P	HT	WT	YR	Hometown/High School (Previous School)
0	Brad Carroll	G	6-6	206	JR	Chandler, AZ/Corona del Sol (Milwaukee)
25	Dillon Currier	G	6-5	194	SO	Gilbert, AZ/Gilbert Christian (Westmont)
15	Travis Currier	F	6-7	190	JR	Gilbert, AZ/Surrey Garden
40	Blake Davis	F	6-6	230	SO	Phoenix, AZ/St. Mary's (Weber State)
1	Micah Fetters	G	5-11	174	RF	Chandler, AZ/Hamilton
5	Justin Foreman	G	6-6	192	FR	Houston, TX/Westbury Christian
21	Jerome Garrison	G	6-3	178	FR	Phoenix, AZ/Mountain Pointe
4	Chris Johnson	F	6-6	215	SO	Phoenix, AZ/Highland (South Kent Prep)
32	Killian Larson	C	6-9	268	JR	Puyallup, WA/Puyallup (Dominican)
10	Steve Morin	G	6-5	193	JR	Scottsdale, AZ/Saguaro
11	Braylon Pickrel	F/C	6-10	216	JR	Mesa, AZ/Red Mountain (Mesa CC)
23	Barret Robbins	F/C	6-8	230	JR	Phoenix, AZ/Desert Vista (Chandler-Gilbert CC)
3	Kyle Speed	G	6-1	160	SR	Seattle, WA/Lake Washington (Johnson County CC)
22	Justin Wesolowski	F	6-8	210	SR	Mesa, AZ/Mountain View (Northern Colorado)
44	Nick Witherill	G	6-3	178	SR	Phoenix, AZ/Highland (Washington State)
52	Jake Zuilhof	F/C	6-9	195	FR	Azle, TX/Azle

HEAD COACH Russ Pennell (3rd year, 30-28 at GCU, 51-42 Overall)

ASSISTANT COACHES Mark Nelson, Anthony Boone, Phil Cullen

BEWARE OF THE BANNERS

Grand Canyon University boasts four banners recognizing nine national championship teams:

Men's Basketball NAIA national champs (1975, 1978, 1988)

Baseball NAIA national champs (1980, 1981, 1982, 1986)

Men's Soccer NCAA Division II national champs (1996)

Women's Tennis NAIA national champs (1981)



Coaching Staff



Russ Pennell
3rd Year

Pittsburg State, 1989
30-28 at GCU, 51-42 Overall

Russ Pennell begins his third season as Grand Canyon University's head men's basketball coach.

Pennell has a 30-28 overall record at GCU and led the team to a 14-12 record last season, the first winning campaign at the school since 2006-07.

Less than one month after leading the University of Arizona – as its interim head coach – to the Sweet 16 of the 2009 NCAA Division I Basketball Championships, Pennell was named GCU's 12th men's basketball coach, April 9, 2009.

Pennell took over as Arizona's interim head coach after legendary U of A coach Lute Olson announced his retirement, Oct. 24, 2008. He had been hired in May of 2008 to be a Wildcat assistant coach. Along with leading U of A to the national tournament, Pennell's team went 21-14 overall.

From 1998-2004, Pennell was an assistant coach at Arizona State University under Rob Evans. The Sun Devils went 108-103 during that time with one NCAA bid (2003) and three trips to the National Invitational Tournament.

Pennell was on Evans' staff at the University of Mississippi for six seasons from 1992-98. In that span, Ole Miss went 86-81, including back-to-back trips to the NCAA Tournament in 1997 and 1998. The Rebels won the Southeastern Conference West Division titles in each of those seasons combining to go 42-16 and climbing to No. 10 in the nation. It was the first time Mississippi had posted consecutive 20-win seasons in 60 years.

He began his coaching career at Oklahoma State University from 1990-92. In those two seasons, the Cowboys went 52-16 under head coach Eddie Sutton. During the 1990-91 season, the Cowboys shared the Big Eight Conference championship with a 24-8 overall record and advanced to the NCAA Tournament. The following year, OSU posted a 28-8 mark, and was ranked as high as No. 2 in the Associated Press Top 25 poll. The Cowboys advanced to the NCAA Tournament's Sweet 16 in both of Pennell's seasons in Stillwater.

Pennell also coached with Evans in the summer of 2001 on the USA Basketball preliminary staff, assisting in the selection of the Junior World Championship team.

He provided color commentary for the Arizona State University radio network during the 2007-08 season. He also ran the Arizona Premier Basketball Academy, offering instruction to high school and youth players in the Phoenix area.

Pennell played collegiately at Arkansas under Eddie Sutton in 1979-80. The Razorbacks finished second in the Southwest Conference that year. Pennell transferred to Central Arkansas in 1981, and was a two-year starter at point guard. As a senior, he led the Arkansas Intercollegiate Conference with 8.2 assists per game. He was a teammate of former Chicago Bulls star Scottie Pippen in 1983-84.

Pennell, 51, earned a Bachelor's degree in Physical Education from Pittsburg State University in 1989. He received his Master's in Physical Education from PSU in 1990.

Before joining the coaching profession, Pennell played for the Spirit Express, a traveling exhibition team based out of Memphis, Tenn., from 1984-88.

A native of Pittsburg, Kan., Pennell is a 1979 graduate of Pittsburg High School, where he played for his father, Dewey, and was an all-state selection. As a senior, he helped his school maintain the No. 2 ranking in the state throughout the season.

Pennell is a member of the National Association of Basketball Coaches and is extremely active in Fellowship of Christian Athletes. He and his wife, Julie, were married in 1986 and have two daughters, Morgan Rachel and Emily Katherine.

**GRAND CANYON UNIVERSITY
ALL-TIME COACHES RECORD**

Year	Coach	Record	Pct.
1949-51	Howard Mansfield	2-19	.095
1951-60	Dave Brazell	112-85	.569
1960-61	Don Reed	12-10	.443
1961-65	Dave Brazell	39-49	.443
1965-81	Ben Lindsey	317-137	.698
1981-83	Jay Arnote	40-19	.678
1983-86	John Shumate	58-33	.637
1986-88	Paul Westphal	63-18	.778
1988-90	Bill Westphal	51-15	.773
1990-04	Leighton McCrary	217-177	.559
2004-08	Scott Mossman	65-47	.580
2008-09	Dan Nichols	13-14	.481
2009-11	Russ Pennell	30-28	.517
Overall Record		1,019-651	.610

Coaching Staff



Mark Nelson is in his third season as an assistant coach for GCU.

Nelson brings 16 years of college and USA Basketball coaching experience to his position. In 11 years as a head coach at the junior-college level, he won 243 games at Butler County and Cowley County in Kansas and at Wabash Valley in Illinois. In 2001-02, he guided Wabash Valley to a 32-6 record and a berth in the NJCAA Final Four.

In the summer of 2002, he was selected as a coach for the U.S. Junior National Team, which included future NBA stars Carmelo

Anthony, Chris Bosh and Deron Williams. He was the junior-college coach of Tony Allen, who also went on to the NBA.

In mid-2005, Nelson and Russ Pennell opened the Arizona Premier Basketball Academy in Gilbert, which quickly became the pre-eminent basketball training facility in the Southwest. Several of GCU's players are products of the academy and its travel teams, which experienced national success because of their sound fundamentals and unselfish style of play. Because of his abilities as an instructor and trainer, Nelson has been sought out by college and pro players for skill-development workouts in the offseason.

Nelson is a native of Pittsburg, Kan., who played at Independence Community College and then at Kansas State. During Nelson's two years at K-State playing for Head Coach Lon Kruger, the team won 45 games and twice played in the NCAA tournament, reaching the Elite Eight once. He has a degree in physical education from K-State.

Nelson and his wife, Sherry, have three children: twins Cooper and Katie, both who have been a part of the GCU program, and son, Chase.



Coaching Staff



Anthony Boone is in his third season as a GCU assistant men's basketball coach.

Boone arrived at GCU as a full-time assistant after 10 years of coaching at the Division I level and an outstanding playing career at the University of Mississippi that saw the school retire his uniform number. He was a graduate assistant coach at Ole Miss, then an assistant coach for three seasons at Murray State and six seasons at Jackson State. As a player for Ole Miss, where Rob Evans was the head coach and Russ Pennell his top assistant, Boone led the Rebels to back-to-back 20-win seasons for the first time in 60 years.

He was a senior on the team that lost in the 1998 NCAA tournament to Valparaiso on a memorable last-second shot.

Despite undergoing four knee surgeries, Boone started 79 of 94 games at Ole Miss. Even with relatively modest career averages of 7.2 points and 4.8 rebounds, his inspirational play was recognized by the retirement of his number (41) – only the second student-athlete to be so honored by the school. (Quarterback Archie Manning, the father of NFL quarterback Peyton Manning, was the first.) After his senior season, Boone was one of seven finalists for the Chip Hilton Award, given annually by the Basketball Hall of Fame to a player who demonstrates character on and off the court. He is a member of the Ole Miss Hall of Fame and twice was selected for the Southeastern Conference Academic Honor Roll.

Boone has a bachelor's degree in chemical engineering and a master's in mathematics, both from Ole Miss. He was class salutatorian at Central High School in West Helena, Ark., where he was an all-state athlete. At GCU, he works primarily with the team's big men. He and his wife, Jennifer, have a daughter, Rebecca.





Phil Cullen is in his third season as a GCU assistant men's basketball coach.

Cullen joined the GCU staff as a full-time assistant, in 2009-10, after a distinguished two-sport athletic career. In four years at the University of Utah, he played basketball for head coach Rick Majerus on teams that went 90-35, including 28-5 in 1998-99. The 6-foot-9 Cullen, known for his shooting stroke, made seven consecutive three-pointers in a first-round NCAA tournament game against Indiana in 2002, tying a tournament record on the way to a 25-point

performance. It came in his final game at Utah. In his junior season, he scored in double figures 12 times and averaged 9.1 points.

Cullen also was a pitcher for five years in the Seattle Mariners organization before his career was cut short by an arm injury. As a high school senior in tiny Chelan, Wash., Cullen was named Washington Athlete of the Year by the Associated Press. His father played baseball and football at Eastern Washington, and his 6-foot-3 sister played volleyball at Gonzaga.

Cullen comes from a family of coaches and has been an instructor and coach at the Arizona Premier Basketball Academy in Gilbert. At GCU, he works primarily with the team's big men and coordinates scheduling and travel. He has a degree in civil and environmental engineering, and he passed the Principles and Practice of Engineering (PE) examination in 2008.

He and his wife, Tara, have a daughter, Josie.



**STRENGTH &
CONDITIONING
COACH**



Chuck Howard

Chuck Howard has trained thousands of athletes and adults in the area of strength and conditioning for 23 years. Howard graduated from Indiana University in 1986 with an exercise science/recreation degree. He continued on at IU as a graduate assistant Strength and Condition Coach. In 1986, Chuck left IU and was hired as a Sports Director for the U.S. Army where he developed strength and conditioning programs for the troops. After leaving that position Chuck worked as a Corporate Wellness Director for Atlantic Mutual in New Jersey.

In October of 2002, Howard moved his family over 2,000 miles away from a very comfortable life in New Jersey to start building his business that inspires athletes and adults to improve their health and athletic performance through Christian values. Since coming to Phoenix he has trained over 1,000 athletes, including High School All-Americans, college student-athletes, and professional athletes such as Kayla Petersen (Stanford women's basketball), Josh McCown (NFL quarterback), and Ashley Kastl (ASU volleyball).

Philippians 4:13 "I can do all things through Christ who strengthens me". Chuck believes that "no matter what your current state of health is, if you truly want to honor God you will take the necessary steps to take care of your body."

**HEAD
ATHLETIC
TRAINER**



Geordie Hackett

Geordie Hackett, MS, ATC, CSCS started his education at Springfield College in Springfield, MA, where he majored in athletic training and minored in psychology and played for three years on the Pride soccer team. After earning his athletic-training certification, he became the head athletic trainer at The Masters School in Dobbs Ferry, NY. He subsequently accepted the same position at The Kings School in Stamford, CT.

Hackett came to Arizona for his master's degree in sports healthcare at Arizona School of Health Sciences in Mesa. While there, he performed clinical rotations at the Chicago Cubs' minor league facility, Scottsdale Community College, Arizona Rattlers and STI Physical Therapy & Rehabilitation, and volunteered at Arizona State University's spring football practice. After graduate school, he was hired as an athletic trainer by STI, where he worked with the Phoenix Caliente women's professional football team and the Phoenix Talons men's amateur football team.

Hackett was named head athletic trainer at Grand Canyon University in 2005. He started GCU's first organized strength and conditioning program in 2007 and designed year-round programs for many of its athletic teams.

While he no longer plays soccer, Hackett remains competitive by racing mountain bikes. He finished 11th out of 50 racers in the state of Arizona for his age and race category in 2008 and 2009.

Support Staff



Jeananne Dearing



Kyle Castillo



Mikaela Ward



Tori Georgeopulos

(Not Pictured)
STUDENT MANAGER
Nathan Carter



Player Profiles



Brad Carroll
 JR G 6-6 206
 Chandler, AZ HS: Corona del Sol

Previous School: Milwaukee

Date of Birth: June 14, 1989

Major: Business

GCU: 2010-11 – Started in 20 games... was third on the team with a 9.2 scoring average... led the ‘Lopes with a .418 (38-for-91) 3-point percentage and .902 free throw percentage (46-for-51)... averaged 27.7 minutes per game, second-most on the team... scored in double digits on 11 occasions... registered a career-high 10 rebounds on Feb. 12 vs. Dominican... scored a season-high 22 points on Dec. 30 vs. Southwestern... scored 44 points in a three-game stretch from Feb. 12-19 on 13-for-25 shooting. **2009-10** – Named to second team All-Pacific West Conference... second leading scorer on team at 9.0 points per game... led team in free-throw percentage (80.9), steals (1.1) and minutes played (32.7)... scored a season-high 24 points, including 4-for-5 from 3-point range, in 60-41 victory on Jan. 23 over Notre Dame de Namur - It was his first of four straight double-digit scoring games... had a season-high seven rebounds Nov. 21 at Fort Lewis.

Corona del Sol HS: 2006-07 – Named Second Team All-State for Class 5A... averaged 14 points and four assists. **2005-06** – Team finished state runner-up and went 28-2... poured in 30 points in state playoff win over Sierra Vista Buena.



CAREER HIGHS:

Points: 24 (Jan. 23, 2010 vs. NDNU)

Field Goals: 8 (2x – last: Dec. 30, 2010 vs. Southwestern)

3-Pointers: 5 (March 5, 2011 at Hawai'i Pacific)

Free Throws: 6 (Feb. 21, 2011 vs. NDNU)

Rebounds: 10 (Feb. 12, 2011 vs. Dominican)

Off. Rebounds: 5 (Feb. 12, 2011 vs. Dominican)

Def. Rebounds: 5 (4x – last: Feb. 12, 2011 vs. Dominican)

Assists: 5 (5x – last: March 6, 2010 vs. Hawai'i Hilo)

Blocks: 1 (2x – last: March 6, 2010 vs. Hawai'i Hilo)

Steals: 4 (Feb. 12, 2011 vs. Dominican)

CARROLL STATS

Season	GP-GS	Min – Avg	—TOTAL—		—3-PTS—		—REBOUNDS—		PF	FO	A	TO	Blk	Stl	Pts	Avg				
			FG-FGA	Pct	3FG-FGA	Pct	FT-FTA	Pct									Off	Def	Tot	Avg
2009-10	31-29	1013 32.7	100-231	0.433	24-73	0.329	55-68	0.809	37	68	105	3.4	67	1	84	66	2	35	279	9.0
2010-11	26-20	720 27.7	78-185	0.422	38-91	0.418	46-51	0.902	27	63	90	3.5	33	0	61	39	0	18	240	9.2
TOTALS	57-49	1733 30.2	178-416	0.472	62-164	0.374	101-119	0.856	64	131	195	3.45	100	1	145	105	2	53	519	9.1

Player Profiles




Dillon Carrier
SO G 6-5 195
Gilbert, AZ HS: Gilbert Christian

Previous School: Westmont College

Date of Birth: November 10, 1991

Major: Sports Management

Gilbert Christian HS: 2009-10 – First Team 1-3A All-State award winner during his junior and senior seasons... two-time Arizona 1-3A State Champion.




Travis Carrier
JR F 6-7 190
Gilbert, AZ HS: Surrey Garden

Date of Birth: March 20, 1990

Major: Business

GCU: 2010-11 – Played in six games... scored his only points of the season on a basket vs. Southwestern on Dec. 30... registered a block on Nov. 19 vs. Minnesota-Duluth... grabbed a rebound on March 2 at BYU-Hawai'i. **2009-10** – Made team as walk-on and played in six games... hit lone field-goal attempt against Kentucky Wesleyan on Nov. 1.

Surrey Garden HS: 2007-08 – Named to *Arizona Republic* 1A-3A All-State Second Team... was named the 1A West Region Player of the Year and Holiday Hoops Tourney MVP. **2006-07** – Helped lead team to state championship... named 1A-4A Honorable Mention All-East Valley Tribune.

T. CURRIER STATS

Season	GP-GS	Min – Avg		—TOTAL—		—3-PTS—		FT-FTA		—REBOUNDS—				PF	FO	A	TO	Blk	Stl	Pts	Avg
				FG-FGA	Pct	3FG-FGA	Pct			Off	Def	Tot	Avg								
2009-10	6-0	9	1.5	1-1	1.000	0-0	0	0-0	0.000	0	0	0	0.0	1	0	0	0	0	0	2	0.3
2010-11	6-0	13	2.2	1-1	1.000	0-0	0	0-0	0.000	1	0	1	0.2	1	0	0	1	1	0	2	0.3
TOTALS	12-0	22	1.85	2-2	1.000	0-0	0.000	0-0	0.000	1	0	1	0.1	2	0	0	1	1	0	4	0.3



Player Profiles



A graphic for Blake Davis featuring a basketball with the number 40 on the left and a headshot of the player on the right. Below the images is a purple banner with white text.

Blake Davis
SO F 6-6 230
Phoenix, AZ HS: St. Mary's

Previous School: Weber State

Date of Birth: February 12, 1991

Major: Justice Studies

Weber State: 2010-11 – Played in 14 games, averaging 3.4 minutes per game. **2009-10** – Redshirted.

St. Mary's HS: 2008-09 – Helped his squad to the Arizona 5A-1 State Championship as a senior... earned All-State honors... averaged 15.0 points and 6.0 rebounds per game... Arizona AIA Scholar Athlete of the Year.



A graphic for Micah Fetters featuring a basketball with the number 1 on the left and a headshot of the player on the right. Below the images is a purple banner with white text.

Micah Fetters
FR-r G 5-11 174
Chandler, AZ HS: Hamilton

Date of Birth: October 6, 1990

Major: Health and Exercise Science

Hamilton HS: 2009-10 – McDonald's All-American nominee... Second Team All-Fiesta Region... averaged 10.1 points and 3.1 assists per game... scored 22 points each in wins over Mesa Red Mountain, including four 3-pointers and 8-of-8 free throws, and Honolulu Moanalua... scored in double figures 14 times. **2008-09** – Named All-State Honorable Mention... Second Team All-Fiesta Region.



Player Profiles



Justin Foreman

FR G 6-6 192
Houston, TX HS: Westbury Christian

Previous School: IMPACT Basketball Prep School (Las Vegas)

Date of Birth: May 14, 1992

Major: Forensic Science

IMPACT: 2010-11 – Averaged 18 points and 9 rebounds per game... named to the YMBL Classic All-Tournament team.

Westbury Christian HS: Averaged 14 points and 5 rebounds per game during his junior and senior seasons... TAPPS 4A State Championship Basketball Team selection in 2009 and 2010... National Honor Society student... graduate with honors, 3.8 GPA.



Jerome Garrison

FR G 6-3 178
Phoenix, AZ HS: Mountain Pointe

Date of Birth: February 8, 1993

Major: Physical Education

Mountain Pointe HS: 2010-11 – Named to the Arizona Republic 5A All-State team... All-Arizona nominee... First Team All-Region and First Team All-Region Defense... averaged 17.6 points, 4.1 rebounds and 3.5 assists per game... scored in double digits on 27 occasions... scored a season-high 34 points on Dec. 27 vs. Westwood. **2009-10** – Averaged 7.4 points, 3.0 rebounds and 2.4 assists per game.



Player Profiles



4

Chris Johnson
SO F 6-6 215
Phoenix, AZ HS: Highland

Previous School: South Kent Prep

Date of Birth: September 9, 1989

Major: Communications

GCU: 2010-11 – Saw action in 22 games... averaged 12.2 minutes per game... scored a season-high 14 points on March 2, 2011 at BYU-Hawai'i... scored in double digits on four occasions... pulled down a season-best seven boards on Nov. 27 vs. Seattle Pacific.

South Kent (CT) Prep: 2009-10 – Ranked among state's Top 20 prospects, ahead of a number of Division I signees.

Highland HS: 2008-09 – Team was ranked No. 1 in the state and finished as the Class 5A-I state runner-up... averaged 12 points and eight rebounds... selected to All-Region team... was a teammate of current GCU guard Nick Witherill. **2007-08** – Team was ranked No. 1 in the state.

Desert Vista HS: 2006-07 – Was a teammate of current GCU forward/center Barret Robbins... team went to state semifinals and at one point, ranked No. 13 in the nation.

GCU HIGHS:

Points: 14 (March 2, 2011 at BYU-Hawai'i)

Field Goals: 5 (2x – last: March 2, 2011 at BYU-Hawai'i)

3-Pointers: N/A

Free Throws: 7 (2x – last: Feb. 28, 2011 at Chaminade)

Rebounds: 7 (Nov. 27, 2010 vs. Seattle Pacific)

Off. Rebounds: 2 (2x – last: Nov. 27, 2010 vs. Seattle Pacific)

Def. Rebounds: 5 (2x – last: Dec. 3, 2010 vs. Central Washington)

Assists: 3 (2x – last: Feb. 5, 2011 vs. Dixie State)

Blocks: 1 (Dec. 3, 2010 vs. Central Washington)

Steals: 2 (Jan. 29, 2011 vs. BYU-Hawai'i)



32

Killian Larson
JR C 6-9 268
Puyallup, WA HS: Puyallup

Previous School: Dominican

Date of Birth: February 21, 1991

Major: Sports Management

Dominican: 2010-11 – Started in 26 games... averaged 26.9 minutes... led the team, averaging 12.9 points and 6.7 rebounds per game... shot .521 from the field (125-for-240)... scored in double digits in 19 games, including his last 16 straight... recorded eight double-double's... scored 32 points vs. Hawai'i Hilo on Jan. 27. **2009-10** – Played in 27 games, starting in 26... averaged 23.6 minutes per game... averaged 9.2 points per game, third-best on the team... his 4.7 rebounds per game were second-best on the team.

Puyallup HS: 2008-09 – Was the SPSL MVP in 2009... named to the First Team All-Area squad.



JOHNSON STATS

Season	GP-GS	Min - Avg	TOTAL		3-PTS		FT-FTA		REBOUNDS				PF	FO	A	TO	Blk	Stl	Pts	Avg
			FG-FGA	Pct	3FG-FGA	Pct	Off	Def	Tot	Avg										
2010-11	22-0	268 12.2	41-86	0.477	0-0	0.000	41-67	0.612	12	26	38	1.7	24	0	20	22	1	6	123	5.6
TOTALS	22-0	268 12.2	41-86	0.477	0-0	0.000	41-67	0.612	12	26	38	1.7	24	0	20	22	1	6	123	5.6

Player Profiles



Steven Morin
 JR G 6-5 193
 Scottsdale, AZ HS: Saguaro

Date of Birth: November 13, 1990

Major: Psychology

GCU: 2010-11 – Played in 26 games, starting in six of them... scored a career-high 14 points on Nov. 27 vs. Seattle Pacific and Feb. 10 vs. Academy of Art... averaged 16 minutes per game... was 4-for-4 from behind the arc on Feb. 10 vs. Academy of Art... had a season-best six rebounds on Feb. 26 at Hawai'i Hilo. **2009-10** – Made 50 3-point field goals, second most on team... averaged 6.8 points and started 11 games... had a career-high 13 points in a 69-68 upset win over No. 6 Seattle Pacific... scored in double figures 10 times, including four of the final eight games (9.5 points per game).

Saguaro HS: 2008-09 – Scored 56 points and had 14 3-pointers in win over Canyon del Oro... averaged 18.8 points, 5.5 rebounds, 2.8 assists, 1.6 steals and 1.3 blocks per game... had eight games of 20-plus points or more... was first Arizona high school player to commit to Russ Pennell at GCU.



CAREER HIGHS:

Points: 14 (2x – last: Feb. 10, 2011 vs. Academy of Art)

Field Goals: 5 (3x – last: Feb. 10, 2011 vs. Academy of Art)

3-Pointers: 4 (2x – last: Feb. 10, 2011 vs. Academy of Art)

Free Throws: 3 (Dec. 30, 2010 vs. Southwestern)

Rebounds: 6 (Feb. 26, 2011 at Hawai'i Hilo)

Off. Rebounds: 2 (3x – last: Feb. 26, 2011 at Hawai'i Hilo)

Def. Rebounds: 4 (Feb. 26, 2011 at Hawai'i Hilo)

Assists: 4 (Dec. 17, 2010 vs. Simon Fraser)

Blocks: 1 (3x – last: Feb. 21, 2011 vs. NDNU)

Steals: 1 (13x – last: March 5, 2011 at Hawai'i Pacific)

MORIN STATS

Season	GP-GS	Min – Avg		—TOTAL—		—3-PTS—		FT-FTA		—REBOUNDS—		PF	FO	A	TO	Blk	Stl	Pts	Avg		
				FG-FGA	Pct	3FG-FGA	Pct			Off	Def									Tot	Avg
2009-10	32-11	564	17.6	78-197	0.396	50-149	0.336	13-22	0.591	19	26	45	1.4	29	0	19	42	7	10	219	6.8
2010-11	26-6	415	16	55-143	0.385	39-114	0.342	9-15	0.600	11	25	36	1.4	31	0	17	20	3	13	158	6.1
TOTALS	58-17	979	16.8	133-340	0.472	89-263	0.339	22-37	0.596	30	51	81	1.4	60	0	36	62	10	23	377	6.45

Player Profiles




Braylon Pickrel
 JR F/C 6-10 216
 Mesa, AZ HS: Red Mountain

Previous School: Mesa Community College

Date of Birth: August 12, 1988

Major: Finances and Economics

GCU: 2010-11 – Played in 22 games... averaged 5.8 minutes per game... played 10 minutes or more on three occasions... scored a season-best five points on Dec. 17 vs. Simon Fraser and Dec. 18 vs. MSU Billings.

Mesa CC: 2006-07 – Averaged 8.2 points and 4.0 rebounds per game... shot 48.9 percent from the field.

Red Mountain HS: 2005-06 – Named to All-State team and First Team All-Region.



GCU HIGHS:

Points: 5 (2x – last: Dec. 18, 2010 vs. MSU Billings)

Field Goals: 2 (5x – last: March 2, 2011 at BYU-Hawai'i)

3-Pointers: 1 (2x – last: Dec. 4, 2010 at Seattle Pacific)

Free Throws: 1 (March 5, 2011 vs. Hawai'i Pacific)

Rebounds: 3 (2x – last: Dec. 17, 2010 vs. Simon Fraser)

Off. Rebounds: 2 (2x – last: Feb. 28, 2011 at Chaminade)

Def. Rebounds: 2 (3x – last: March 2, 2011 at BYU-Hawai'i)

Assists: 1 (2x – last: March 5, 2011 at Hawai'i Pacific)

Blocks: N/A

Steals: N/A

PICKREL STATS

Season	GP-GS	Min – Avg	—TOTAL—		—3-PTS—		—FT-FTA		—Pct		—REBOUNDS—				PF	FO	A	TO	Blk	Stl	Pts	Avg
			FG-FGA	Pct	3FG-FGA	Pct	FT-FTA	Pct	Off	Def	Tot	Avg										
2010-11	22-0	127 5.8	19-39	0.487	2-12	0.167	4-6	0.667	9	13	22	1.0	19	0	2	5	0	0	0	44	2.0	
TOTALS	22-0	127 5.8	19-39	0.487	2-12	0.167	4-6	0.667	9	13	22	1.0	19	0	2	5	0	0	0	44	2.0	

Player Profiles



23

Barret Robbins
 JR F/C 6-8 230
 Phoenix, AZ HS: Desert Vista

Previous School: Chandler-Gilbert Community College

Date of Birth: January 27, 1990

Major: Criminal Justice

GCU: 2010-11 – Started in 10 games... averaged 12.2 minutes per game... averaged 2.3 rebounds per game, fifth-best on the team... scored a season-high 14 points on Dec. 17 vs. Simon Fraser on 5-for-8 shooting... recorded a season-best eight rebounds on Feb. 12 vs. Dominican.

Chandler-Gilbert CC: 2009-10 – Came on strong late in season with five double-digit scoring games in February and March... scored 22 points and grabbed seven rebounds against Eastern Arizona... averaged 5.1 points and 3.7 rebounds... was second on team in blocked shots with eight.

Desert Vista HS: 2007-08 – Won Arizona Class 5A-I State Championship... averaged 6.9 points, shot 51 percent from the field and 4.6 rebounds per game... played with Josh Lowery (Pepperdine), Mike Proctor (Northern Colorado) and Marcus Lever (Cal State Stanislaus). **2006-07** – Team finished 29-2 and advanced to the state semifinals... averaged 4.9 points, shot 55 percent from the field and averaged 3.7 rebounds per game... played with Garrett Lever (Seattle) and Ty Abbott (Arizona State), along with Proctor and Marcus Lever.



GCU HIGHS:

Points: 14 (Dec. 17, 2010 vs. Simon Fraser)

Field Goals: 5 (Dec. 17, 201 vs. Simon Fraser)

3-Pointers: N/A

Free Throws: 4 (Dec. 17, 2010 vs. Simon Fraser)

Rebounds: 8 (Feb. 12, 2011 vs. Dominican)

Off. Rebounds: 5 (Feb. 12, 2011 vs. Dominican)

Def. Rebounds: 4 (2x – last: Jan. 18, 2011 at NDNU)

Assists: 2 (2x – last: Dec. 30, 2010 vs. Southwestern)

Blocks: 1 (4x – last: Feb. 26, 2011 at Hawai'i Hilo)

Steals: 2 (2x – last: Jan. 27, 2011 vs. Chaminade)

ROBBINS STATS

Season	GP-GS	Min – Avg		—TOTAL—		—3-PTS—		FT-FTA		—REBOUNDS—		PF	FO	A	TO	Blk	Stl	Pts	Avg		
				FG-FGA	Pct	3FG-FGA	Pct			Off	Def									Tot	Avg
2010-11	26-10	316	12.2	26-57	0.456	0-0	0.000	14-26	0.538	22	37	59	2.3	48	1	9	22	4	6	66	2.5
TOTALS	26-10	316	12.2	26-57	0.456	0-0	0.000	14-26	0.538	22	37	59	2.3	48	1	9	22	4	6	66	2.5

Player Profiles




Kyle Speed
SR G 6-1 160
Seattle, WA HS: Lake Washington

Previous School: Johnson County (KS) CC

Date of Birth: April 8, 1987

Major: Sports Management

GCU: 2010-11 – Named to the All-PacWest Conference Second Team... started in all 26 games... led the PacWest in assist/turnover ratio (3.37), also ranked fourth in the nation... was second in the league in steals (1.3), fifth in assists (3.5) and 10th in 3-point field-goal percentage (38.0)... led GCU in scoring at 10.0 per game... scored in double digits on 11 occasions... scored a season-high 21 points on Dec. 17 vs. Simon Fraser... dished a season-high seven assists on Nov. 27 vs. Seattle Pacific and on Jan. 29 vs. BYU-Hawai'i... averaged a team-high 29.5 minutes per game.

Johnson County CC: 2009-10 – Recovered from 08-09 injury to be named First-Team All-Region and All-Jayhawk Conference Honorable Mention... was selected Preseason NJCAA All-American... played 36.4 minutes per game and averaged 14.1 points, 4.8 assists, 4.3 rebounds and 2.1 steals... scored in double figures 23 times... finished JUCO career with 876 points. **2008-09** – Team won NJCAA National Championship. **2007-08** – Selected First Team All-Region and All-Jayhawk Conference Honorable Mention... averaged 12.9 points, 4.5 assists, 4.0 rebounds and 2.5 steals... had career-high 31-point game against Allen County (2-9-08).

Lake Washington HS: 2004-05 – Averaged 10 points and six rebounds per game. **2003-04** – Averaged 10 points per game.



GCU HIGHS:

Points: 21 (Dec. 17, 2010 vs. Simon Fraser)

Field Goals: 7 (2x – last: March 2, 2011 vs. BYU-Hawai'i)

3-Pointers: 3 (2x – last: Jan. 22, 2010 at Dominican)

Free Throws: 8 (Dec. 17, 2010 vs. Simon Fraser)

Rebounds: 5 (Nov. 19, 2010 vs. Minnesota-Duluth)

Off. Rebounds: 1 (6x – last: March 5, 2011 at Hawai'i Pacific)

Def. Rebounds: 5 (Nov. 19, 2010 vs. Minnesota-Duluth)

Assists: 7 (2x – last: Jan. 29, 2011 vs. BYU-Hawai'i)

Blocks: 1 (2x – last: Feb. 12, 2011 vs. Dominican)

Steals: 4 (Dec. 18, 2010 vs. MSU Billings)

SPEED STATS

Season	GP-GS	Min – Avg		—TOTAL—		—3-PTS—		FT-FTA		—REBOUNDS—		PF	FO	A	TO	Blk	Stl	Pts	Avg		
				FG-FGA	Pct	3FG-FGA	Pct			Off	Def									Tot	Avg
2010-11	26-26	767	29.5	95-208	0.457	27-71	0.380	44-52	0.846	6	50	56	2.2	33	0	91	27	2	34	261	10.0
TOTALS	26-26	767	29.5	95-208	0.457	27-71	0.380	44-52	0.846	6	50	56	2.2	33	0	91	27	2	34	261	10.0

Player Profiles



Justin Wesolowski
SR F 6-8 210
Mesa, AZ HS: Mountain View

Previous School: Northern Colorado

Date of Birth: February 4, 1989

Major: Business

GCU: 2010-11 – Started in all 26 games... averaged 4.6 rebounds, second-best on the team... scored in double digits on six occasions... grabbed a season-high nine rebounds on Dec. 4 at Seattle Pacific... scored a season-high 12 points on Jan. 29 vs. BYU-Hawai'i and Feb. 19 vs. Hawai'i Hilo. **2009-10** – Averaged 8.3 points and team-best 6.1 rebounds... picked it up in PacWest play, averaging 9.3 points and 6.7 rebounds... was fourth on team in minutes played (26.1)... scored in double-digits 12 times, including the final three games... scored a season-high 16 points three times.

Northern Colorado: 2008-09 – Played in eight games, including one start... played 14 minutes each in games against Johnson and Wales and Montana. **2007-08** – Redshirted.

Mountain View HS: 2006-07 – Team won third straight state championship... averaged 7.5 points per game... played with Harper Kamp (California), Brendon Lavender (Arizona) and Kendall Wallace (UNLV). **2005-06** – Teamed with Kamp, Lavender, Wallace and Stephen Rogers (BYU) to win second straight state championship. **2004-05** – Team won state championship.



GCU HIGHS:

Points: 16 (3x – last: Feb. 18, 2010 at Chaminade)

Field Goals: 6 (Feb. 18, 2010 at Chaminade)

3-Pointers: 2 (3x – last: Dec. 18, 2010 vs. MSU Billings)

Free Throws: 8 (Jan. 18, 2011 at NDNU)

Rebounds: 12 (Jan. 18, 2010 at Academy of Art)

Off. Rebounds: 5 (2x – last: Feb.19, 2011 vs. Hawai'i Hilo)

Def. Rebounds: 12 (Jan. 18, 2010 at Academy of Art)

Assists: 4 (Dec. 4, 2010 at Seattle Pacific)

Blocks: 2 (Jan. 9, 2010 vs. BYU-Hawai'i)

Steals: 3 (Feb. 19, 2011 vs. Hawai'i Hilo)

WESOLOWSKI STATS

Season	GP-GS	Min – Avg		—TOTAL—		—3-PTS—		FT-FTA		—REBOUNDS—		PF	FO	A	TO	Blk	Stl	Pts	Avg		
				FG-FGA	Pct	3FG-FGA	Pct			Off	Def									Tot	Avg
2009-10	31-29	809	26.1	95-189	0.503	11-31	0.355	56-96	0.583	54	135	189	6.1	82	6	23	67	7	19	257	8.3
2010-11	26-26	532	20.5	55-125	0.440	6-17	0.353	45-79	0.57	39	80	119	4.6	61	1	25	43	6	16	161	6.2
TOTALS	57-55	1341	23.3	150-314	0.4715	17-48	0.354	101-175	0.5765	93	215	308	5.35	143	7	48	110	13	35	418	7.25

Player Profiles



Nick Witherill
SR G 6-3 178
Phoenix, AZ HS: Gilbert Highland

Previous School: Washington State

Date of Birth: August 1, 1989

Major: Business Finance

GCU: 2010-11 – Started in 24 games...averaged 9.5 points per game, second-best on the team... scored in double digits on 13 occasions... tied his career-best with 22 points on Dec. 18 vs. MSU Billings... drained six 3-pointers vs. MSU Billings... averaged 26.9 minutes per game, third-best on the team. **2009-10** – Averaged 8.5 points, 1.1 assists, 1.0 steals and 27.9 minutes per game, ranking third on the team in each category... started 20 of 30 games played, including the last 10... scored in double figures 14 times... scored 22 points on 8-of-9 field goal shooting, including 6-of-6 from 3-point range, in win at CSU Dominguez Hills.

Washington State: 2008-09 – Played in six games, including an 11-minute stint in season-opener against Mississippi Valley State... played in Pac-10 Tournament against Oregon.

Highland HS: 2006-07 – Scored over 2,000 points for his career... named Fiesta Region Player of the Year.

Saguaro HS: 2005-06 – Named team MVP... averaged 24 points, five rebounds, four assists and two steals... earned First-Team All-State Honors by both the *Arizona Republic* and *East Valley Tribune*... named Desert Sky Region Player of the year and Arizona Varsity 4A Player of the Year. **2004-05** – Averaged 20.1 points per game and was selected team MVP... earned Second Team All-State by the *East Valley Tribune* and Honorable Mention All-State by the *Arizona Republic*... named Desert Sky First Team All-Region. **2003-04** – Averaged 13.1 points per game and was chosen team MVP... selected Honorable Mention All-State by both the *East Valley Tribune* and *Arizona Republic*.



GCU HIGHS:

Points: 22 (2x – last: Dec. 18, 2010 vs. MSU Billings)

Field Goals: 8 (Nov. 17, 2009 at CSU Dominguez Hills)

3-Pointers: 6 (2x – last: Dec. 18, 2010 vs. MSU Billings)

Free Throws: 6 (3x– last: Jan. 18, 2011 vs. MSU Billings)

Rebounds: 8 (March 4, 2010 vs. Hawai'i Pacific)

Off. Rebounds: 3 (Dec.11, 2009 at Alaska-Fairbanks)

Def. Rebounds: 6 (March 4, 2010 vs. Hawai'i Pacific)

Assists: 6 (Nov. 27, 2009 vs. Saint Martin's)

Blocks: 1 (3x – last: Feb. 27, 2010 vs. Dominican)

Steals: 3 (4x – last: Jan. 29, 2011 vs. BYU-Hawai'i)

WITHERILL STATS

Season	GP-GS	Min – Avg		—TOTAL—		—3-PTS—		FT-FTA		—REBOUNDS—		PF	FO	A	TO	Blk	Stl	Pts	Avg		
				FG-FGA	Pct	3FG-FGA	Pct			Off	Def									Tot	Avg
2009-10	30-20	836	27.9	88-240	0.367	42-122	0.344	37-51	0.725	20	49	69	2.3	65	0	49	45	3	29	255	8.5
2010-11	25-24	672	26.9	81-195	0.415	40-98	0.408	35-51	0.686	11	39	50	2.0	60	3	21	31	0	22	237	9.5
TOTALS	55-44	1508	27.4	169-435	0.472	82-220	0.376	72-102	0.706	31	88	119	2.15	125	3	70	76	3	51	492	9

Player Profiles



Jake Zuilhof

FR F/C 6-9 195
Azle, TX HS: Azle


Date of Birth: August 12, 1993

Major: Sports Management

Azle HS: 2010-11 – Named to the All-District Team... Team Offensive MVP selection... All-Star Game MVP... All-State Academic... averaged 11.8 points, 8.0 rebounds, and 2.5 blocks per game... scored over 20 points in four games... had 10 games with 10 or more rebounds.
2009-10 – Averaged 4.9 points and 3.8 rebounds per game.



2010-11 Recap



RECORD:	OVERALL	HOME	AWAY	NEUTRAL
ALL GAMES	14-12	11-4	3-6	0-2
CONFERENCE	9-7	6-2	3-4	0-1
NON-CONFERENCE	5-5	5-2	0-2	0-1

Overall Individual Statistics

##	Player	GP-GS	Min	TOTAL		3-PTS		FT		REBOUNDS											Pts	Avg			
				FG	FGA	FG%	3FG	3FGA	3FG%	FT	FTA	FT%	Off	Def	Tot	Avg	PF	DQ	A	TO			Blk	Stl	
03	Speed, Kyle	26-26	767	29.5	95-208	.457	27-71	.380	44-52	.846	6	50	56	2.2	33	0	91	27	2	34	261	10.0			
00	Carroll, Brad	26-20	720	27.7	78-185	.422	38-91	.418	46-51	.902	27	63	90	3.5	33	0	61	39	0	18	240	9.2			
44	Witherill, Nick	25-24	672	26.9	81-195	.415	40-98	.408	35-51	.686	11	39	50	2.0	60	3	21	31	0	22	237	9.5			
15	Tchatchoua, Rony	26-2	450	17.3	74-134	.552	0-1	.000	65-86	.756	23	58	81	3.1	57	1	23	42	7	17	213	8.2			
12	Noundjo, Gaby	26-16	521	20.0	64-127	.504	0-1	.000	48-74	.649	47	96	143	5.5	76	4	13	55	36	16	176	6.8			
22	Wesolowski, Justin	26-26	532	20.5	55-125	.440	6-17	.353	45-79	.570	39	80	119	4.6	61	1	25	43	6	16	161	6.2			
10	Morin, Steve	26-6	415	16.0	55-143	.385	39-114	.342	9-15	.600	11	25	36	1.4	31	0	17	20	3	13	158	6.1			
05	Wynn, Fletcher	25-0	389	15.6	51-99	.515	3-14	.214	21-35	.600	9	48	57	2.3	48	1	49	46	4	12	126	5.0			
04	Johnson, Chris	22-0	268	12.2	41-86	.477	0-0	.000	41-67	.612	12	26	38	1.7	24	0	20	22	1	6	123	5.6			
23	Robbins, Barret	26-10	316	12.2	26-57	.456	0-0	.000	14-26	.538	22	37	59	2.3	48	1	9	22	4	6	66	2.5			
11	Pickrel, Braylon	22-0	127	5.8	19-39	.487	2-12	.167	4-6	.667	9	13	22	1.0	19	0	2	5	0	0	44	2.0			
25	Currier, Travis	6-0	13	2.2	1-1	1.000	0-0	.000	0-0	.000	1	0	1	0.2	1	0	0	1	1	0	2	0.3			
21	Nelson, Cooper	5-0	10	2.0	1-3	.333	0-1	.000	0-0	.000	0	0	0	0.0	1	0	0	2	0	0	2	0.4			
TEAM										32	36	68												2	
Total		26	5200		641-1402	.457	155-420	.369	372-542	.686	249	571	820	31.5	492	11	331	357	64	160	1809	69.6			
Opponents		26	5200		629-1415	.445	134-402	.333	379-519	.730	277	606	883	34.0	505	-	314	396	92	150	1771	68.1			

Bold denotes players on current roster

Game-by-Game Results

TEAM STATISTICS	GCU-MBB	OPP	
SCORING	1809	1771	
Points per game	69.6	68.1	
Scoring margin	+1.5	-	
FIELD GOALS-ATT	641-1402	629-1415	
Field goal pct	.457	.445	
3 POINT FG-ATT	155-420	134-402	
3-point FG pct	.369	.333	
3-point FG made per game	6.0	5.2	
FREE THROWS-ATT	372-542	379-519	
Free throw pct	.686	.730	
Free throws made per game	14.3	14.6	
REBOUNDS	820	883	
Rebounds per game	31.5	34.0	
Rebounding margin	-2.4	-	
ASSISTS	331	314	
Assists per game	12.7	12.1	
TURNOVERS	357	396	
Turnovers per game	13.7	15.2	
Turnover margin	+1.5	-	
Assist/turnover ratio	0.9	0.8	
STEALS	160	150	
Steals per game	6.2	5.8	
BLOCKS	64	92	
Blocks per game	2.5	3.5	
ATTENDANCE	17618	14047	
Home games-Avg/Game	15-1175	9-1517	
Neutral site-Avg/Game	-	2-197	
SCORE BY PERIODS:	1st	2nd	TOTALS
Grand Canyon	822	987	1809
Opponents	816	955	1771

DATE	OPPONENT	W/L	SCORE	ATTEND
11/12/10	at Utah	L	48-72	7334
11/19/10	MINNESOTA-DULUTH	W	72-54	870
11/20/10	ST. CLOUD STATE	W	71-65	1115
11/26/10	WASHBURN	L	81-86	1345
11/27/10	SEATTLE PACIFIC	L	68-79	1385
12/03/10	vs Central Washington	L	52-56	144
12/04/10	at Seattle Pacific	L	52-71	431
12/17/10	SIMON FRASER	W	74-72	1115
12/18/10	MSU BILLINGS	W	77-57	703
12/30/10	SOUTHWESTERN	W	93-66	671
* 01/08/11	at Dixie State College	W	71-68	3172
* 01/18/11	at Notre Dame de Namur	W	83-70	140
* 01/20/11	at Academy of Art University	L	58-60	100
* 01/22/11	at Dominican (CA)	W	68-60	297
* 01/27/11	CHAMINADE	W	66-57	1437
* 01/29/11	BYU-HAWAI'I	W	69-64	1905
* 02/05/11	DIXIE STATE	L	59-70	1250
* 02/10/11	ACADEMY OF ART	W	76-62	1006
* 02/12/11	DOMINICAN	W	77-62	1002
* 02/17/11	HAWAI'I PACIFIC	W	74-57	1047
* 02/19/11	HAWAI'I-HILO	L	66-69	1543
* 02/21/11	NOTRE DAME DE NAMUR	W	63-58	1224
* 02/26/11	at University of Hawai'i at Hilo	L	69-81	359
* 02/28/11	at Chaminade University	L	75-83	197
* 03/02/11	at BYU-Hawai'i	L	77-98	1623
* 03/05/11	at Hawai'i Pacific	L	70-74	250

*Pacific West Conference game | Home games in CAPS

Individual Records

MOST POINTS SCORED

(Game) 46—Ron Singleton vs. Western New Mexico, 2/3/87
(Season) 747—Chad Briscoe, 1992-93
(Career) 2,195—Bayard Forrest, 1972-76

MOST FIELD GOALS MADE

(Game) 18—Ben Lindsey vs. LaVerne, 2/17/62
(Season) 290—Wayne Bateman, 1966-67
(Career) 911—Bayard Forrest, 1972-76

HIGHEST FIELD GOAL PERCENTAGE

(Game) Minimum of 7 attempts: 1.000—
 Craig Johnson (10-10) vs. Drury 2/18/89;
 George Hall (9-9) vs. Northern Arizona, 1/17/78;
 Horacio Llamas (9-9) vs. Colorado Christian,
 11/20/95;
 John Janssen (7-7) vs. CS Dominguez Hills, 1/19/01
(Season) .694 (120-173)—Bryan Lee, 2005-06
(Career) .694 (236-385)—Blair Oliphant, 1987-89

MOST 3-POINT FIELD GOALS MADE

(Game) 9—Ron Singleton vs. Western New Mexico,
 2/3/87;
 Chad Briscoe vs. Chapman, 12/30/92
(Season) 107—Richard Davis, 2005-06
(Career) 197—Richard Davis, 2005-07

HIGHEST 3-POINT FIELD GOAL PCT

(Game) Minimum of 5 attempts: 1.000—
 Craig Johnson (6-6) vs. Drury, 2/18/89;
 Richard Davis (5-5) vs. San Francisco St., 2/20/06;
 Mike Ledbetter (5-5) vs. Southern Nazarene,
 1/19/88;
 Tyrome Finney (5-5) vs. UC-Riverside, 1/28/95;
**Nick Witherill (6-6) at CSU Dominguez Hills,
 11/17/09**
(Season) .536 (67-125)—Rudy Bogan, 2007-08
(Career) .496 (106-226)—Ron Akre, 1986-88

MOST FREE THROWS MADE

(Game) 20—Doug Baker vs. St. Joseph's, 1/26/57
(Season) 150—Kevin Warren, 1984-85
(Career) 373—Bayard Forrest, 1972-76

HIGHEST FREE THROW PCT

(Game) Most attempts without a miss (14-14)—
 Mike Haddow vs. Missouri-Kansas City, 12/19/74
(Season) .903 (84-93)—Chad Briscoe, 1992
(Career) .900 (480-533)—Chad Briscoe, 1991-93

MOST REBOUNDS

(Game) 26—T.C. Dean vs. Phoenix College, 1/14/58
(Season) 420—Bayard Forrest, 1972-73
(Career) 1,544—Bayard Forrest, 1972-76

MOST BLOCKED SHOTS

(Game) 10—Horacio Llamas vs. Clarke, 12/16/95
(Season) 106—Horacio Llamas, 1995-96
(Career) 187—Bryan Lee, 2003-07

MOST ASSISTS

(Game) 20—Ryan Nelson vs. Notre Dame de Namur,
 2/25/06
 Elbert Meeks vs. Cal State Chico, 3/13/93 & vs.
 Southern Colorado, 11/27/93
(Season) 263—Ryan Nelson, 2006-07
(Career) 455—Craig Johnson, 1987-89

MOST STEALS

(Game) 10—Jeff Fudge vs. The Master's College,
 11/16/85
(Season) 97—Rodney Johns, 1987-88
(Career) 198—Kenny Archbold, 1994-97



Bold denotes player on current roster

Individual Career

SCORING AVERAGE

Player	AVG	GMS	Seasons
1. Chad Briscoe	22.6	58	1991-93
2. Dana Pope	22.6	29	1992-94
3. Wayne Bateman	21.1	51	1965-67
4. Kevin Warren	20.0	56	1984-86
5. Gerry Brewer	19.5	43	1962-64

TOTAL POINTS

Player	PTS	Seasons
1. Bayard Forrest	2,195	1972-76
2. Duane Gagnon	1,490	1965-69
3. Jim Irvine	1,420	1970-74
4. Doug Baker	1,373	1955-59
5. Chad Briscoe	1,313	1991-93

TOTAL REBOUNDS

Player	REB	Seasons
1. Bayard Forrest	1,544	1972-76
2. T.C. Dean	1,063	1956-59
3. Jim Rice	891	1967-71
4. Bill Price	862	1976-80
5. Ben Lindsey	827	1959-62

Individual Season

SCORING AVERAGE

Player	AVG	GMS	Season
1. Dana Pope	24.7	26	1993-94
2. Wayne Bateman	24.2	27	1966-67
3. Chad Briscoe	24.1	31	1992-93
4. Kevin Warren	23.3	23	1985-86
5. Ben Lindsey	23.2	22	1961-62

TOTAL POINTS

Player	PTS	GMS	Season
1. Chad Briscoe	747	31	1992-93
2. Ron Singleton	726	38	1986-87
3. Wayne Bateman	654	27	1966-67
4. Dana Pope	642	26	1993-94
5. Rodney Johns	640	43	1987-88

TOTAL REBOUNDS

Player	REB	GMS	Season
1. Bayard Forrest	420	29	1972-73
2. Bayard Forrest	415	33	1974-75
3. T.C. Dean	402	20	1957-58
4. Bayard Forrest	385	30	1973-74
5. Ben Lindsey	342	24	1959-60

Team Records

MOST POINTS SCORED

(Game) 144–vs. Arizona College of the Bible, 11/19/96

(Season) 4,093–1987-88

MOST FIELD GOALS MADE

(Game) 61–vs. West Coast Christian, 1/14/89

(Season) 1,532–1987-88

MOST FIELD GOALS ATTEMPTED

(Game) 116–vs. St. Michael's

(Season) 2,934–1987-88

HIGHEST FIELD GOAL PERCENTAGE

(Game) .714 (40-56)–vs. LaVerne, 12/10/94

(Season) .522 (1,532-2,934)–1987-88

MOST 3-POINT FIELD GOALS MADE

(Game) 15–vs. Southern Colorado, 11/27/93; vs. CS San Bernardino, 12/29/05; vs. Haskell College, 12/15/07

(Season) 286–2005-06

HIGHEST 3-POINT FIELD GOAL PERCENTAGE

(Game) .833 (5-6)–vs. Biola, 12/29/90

(Season) .447 (286-640)–2005-06

MOST FREE THROWS MADE

(Game) 44–vs. Texas College, 11/18/85

(Season) 774–1987-88

MOST FREE THROWS ATTEMPTED

(Game) 54–vs. Master's College, 1/28/89

(Season) 1,115–1987-88

HIGHEST FREE THROW PERCENTAGE

(Game) Most attempts without a miss: 24–vs. Biola, 2/12/77

(Season) .774 (499-645)–2005-06

MOST REBOUNDS

(Game) 78–vs. California Baptist, 12/17/65

(Season) 1,873–1987-88

MOST ASSISTS

(Game) 40–vs. West Coast Christian, 1/14/89

(Season) 801–1987-88

MOST STEALS

(Game) 34–vs. Arizona College of the Bible, 11/19/97

(Season) 368–1987-88

MOST WINS IN A SEASON

37–1987-88 (37-6)

LONGEST WINNING STREAKS

(Overall) 26 games–2/12/58 - 12/8/59

(Home) 61 games–12/13/74 - 12/30/78

HIGHEST TEAM SCORING AVERAGE

(Season) 96.8 ppg–1988-89

Season Leaders

SCORING (Based on Minimums) (AVG., TOTAL POINTS)

1995-96	Horacio Llamas	(17.5, 508)
1996-97	Kenny Archbold	(16.2, 469)
1997-98	Jerry Allen	(20.1, 542)
1998-99	Prince Edmonds	(13.2, 342)
1999-00	Toure Knighton	(13.1, 353)
2000-01	Toure Knighton	(14.7, 382)
2001-02	Del Somers	(17.8, 428)
2002-03	Del Somers	(16.8, 454)
2003-04	Royce Hall	(16.0, 417)
2004-05	Noe Alonzo	(16.2, 477)
2005-06	Noe Alonzo	(20.5, 553)
2006-07	Richard Davis	(15.9, 461)
2007-08	Rudy Bogan	(14.9, 402)
2008-09	Engen Nurumbi	(15.0, 405)
2009-10	T.J. Benson	(10.0, 321)
2010-11	Kyle Speed	(10.0, 261)

ASSISTS (AVG., TOTAL ASSISTS)

1995-96	Kenny Archbold	(2.9, 84)
1996-97	Larry Reed	(2.5, 64)
1997-98	Jerry Allen	(3.7, 99)
1998-99	Prince Edmonds	(3.9, 102)
1999-00	Zach Miller	(3.0, 86)
2000-01	Toure Knighton	(3.2, 82)
2001-02	Jabari Riggins	(3.2, 82)
2002-03	Will Polk, Jr.	(1.9, 52)
2003-04	Curtis Green	(2.6, 70)
2004-05	Ryan Nelson	(5.0, 124)
2005-06	Ryan Nelson *led NCAA Div. II	(9.7, 263)
2006-07	Ladi Makinde	(2.8, 75)
2007-08	Ladi Makinde	(4.0, 107)
2008-09	Milee Karre	(2.3, 61)
2009-10	T.J. Benson	(3.0, 96)
2010-11	Kyle Speed	(3.5, 91)

3-POINT FIELD GOAL PERCENTAGE

1995-96	Larry Reed	(.438)
1996-97	Bill Barquin	(.405)
1997-98	Bill Barquin	(.348)
1998-99	Spencer Inman	(.348)
1999-00	Toure Knighton	(.443)
2000-01	Toure Knighton	(.351)
2001-02	Del Somers	(.351)
2002-03	Will Polk, Jr.	(.382)
2003-04	Curtis Green	(.300)
2004-05	Noe Alonzo	(.437)
2005-06	Rich Davis	(.510)
2006-07	Jason Stromvall	(.463)
2007-08	Rudy Bogan	(.536)
2008-09	Brandon Dempster	(.382)
2009-10	T.J. Benson	(.393)
2010-11	Brad Carroll	(.418)

REBOUNDING (AVG., TOTAL REBOUNDS)

1995-96	Horacio Llamas	(9.2, 268)
1996-97	Tony Gillette	(6.1, 177)
1997-98	Jerry Allen	(5.8, 157)
1998-99	Andre Hall	(6.2, 167)
1999-00	Toure Knighton	(7.3, 199)
2000-01	Toure Knighton	(6.9, 180)
2001-02	Eddie Turner	(5.5, 149)
2002-03	John Janssen	(7.9, 212)
2003-04	Mike Daye	(7.9, 150)
2004-05	Noe Alonzo	(5.1, 147)
2005-06	Bryan Lee	(5.8, 156)
2006-07	Bryan Lee	(6.6, 192)
2007-08	Ty Morrison	(5.7, 148)
2008-09	Engen Nurumbi	(6.7, 180)
2009-10	Justin Wesolowski	(6.1, 189)
2009-10	Gaby Ngoundjo	(6.0, 192)
2010-11	Gaby Ngoundjo	(5.5, 143)

FIELD GOAL PERCENTAGE

1995-96	Horacio Llamas	(.546)
1996-97	Jerry Allen	(.584)
1997-98	Nate Scott	(.529)
1998-99	Andre Hall	(.498)
1999-00	Eddie Turner	(.526)
2000-01	Eddie Turner	(.544)
2001-02	Eddie Turner	(.565)
2002-03	John Janssen	(.537)
2003-04	Bryan Lee	(.520)
2004-05	Bryan Lee	(.542)
2005-06	Bryan Lee	(.694)
2006-07	Bryan Lee	(.592)
2007-08	Andray Glenn	(.587)
2008-09	Engen Nurumbi	(.500)
	Eric Cuen	(.500)
2009-10	Rony Tchatchoua	(.546)
2010-11	Rony Tchatchoua	(.552)

FREE THROW PERCENTAGE

1995-96	Larry Reed	(.797)
1996-97	Larry Reed	(.763)
1997-98	Prince Edmonds	(.726)
1998-99	Enrique Zuniga	(.800)
1999-00	Lee McCowan	(.759)
2000-01	Jovian Dobrzanski	(.809)
2001-02	Jovian Dobrzanski	(.786)
2002-03	Del Somers	(.736)
2003-04	Frank Carranza	(.833)
2004-05	Noe Alonzo	(.794)
2005-06	Rich Davis	(.868)
2006-07	Rich Davis	(.809)
2007-08	Andray Glenn	(.875)
2008-09	Brandon McGruder	(.891)
2009-10	Brad Carroll	(.809)
2010-11	Brad Carroll	(.902)

Bold denotes players on current roster

1970-71

NAIA All-District VII – Joe Burnside

1971-72

NAIA All-District VII Team – Jim Irvine

1972-73

NAIA All-District VII Team – Bayard Forrest

1973-74

NAIA First Team All-American – Bayard Forrest

NAIA All-District VII Team – Bayard Forrest

1974-75

NAIA National Champs

NAIA First Team All-American – Bayard Forrest

NAIA National Tournament MVP – Bayard Forrest

NAIA All-District VII Team – Bayard Forrest

1975-76

NAIA First Team All-American – Bayard Forrest,
David Everett

NAIA All-District VII Team – Bayard Forrest,
David Everett

Arizona Coach of the Year – Ben Lindsey

1976-77

NAIA All-District VII Team – George Hall

1977-78

NAIA National Champs

NAIA Third Team All-American – Nate Stokes

1987-88

NAIA National Champions

NAIA Third Team All-American – Rodney Johns

NAIA National Tournament MVP – Rodney Johns

NAIA National All-Tournament Team – Rodney
Johns, Mike Ledbetter

1988-89

NAIA All-District VII Team – Craig Johnson

NAIA Honorable Mention All-District VII Team –
Mike Ledbetter, Danl Williams

1989-90

NAIA All-District VII Team – David McDaniel

1990-91

NAIA All-District VII Team – Maurice Carter

NAIA Honorable Mention All-District VII Team –
Joey Allison

Second Team All-Great Northwest Conference –
Maurice Carter

1991-92

NCAA Division II Honorable Mention All-American

– Chad Briscoe

NCAA West Region All-Tournament Team

– Chad Briscoe

First Team All-Great Northwest Conference

– Chad Briscoe

Second Team All-GNC – Darrell Peoples

Great Northwest Coach of the Year

– Leighton McCrary

1992-93

NCAA Division II Bulletin Second Team

All-American – Chad Briscoe

NCAA Division II National Basketball Coaches

Association Third Team All-American

– Chad Briscoe

NCAA Division II Basketball Times Third Team

All-American – Chad Briscoe

West Region First Team – Chad Briscoe

Pacific West Conference Player of the Year

– Chad Briscoe

First Team All-Pacific West Conference

– Chad Briscoe, Darrell Peoples

GTE Second Team All-Academic Team

– Todd Holthaus

Pacific West Conference All-Academic

– Todd Holthaus

1994-95

CCAA Player of the Year – Eric Langford

CCAA All-Tournament MVP – Horacio Llamas

1995-96

NCAA Division II Player of the Year

– Horacio Llamas

NCAA Division II First Team All-American

– Horacio Llamas

NCAA Division II Honorable Mention All-American

– Eric Langford

First Team All-CCAA – Eric Langford,
Horacio Llamas

Second Team All-CCAA – Kenny Archbold

1996-97

First Team All-CCAA – Kenny Archbold

Second Team All-CCAA – Tony Gillette

Honorable Mention All-CCAA – Larry Reed

1997-98

First Team All-CCAA – Jerry Allen

Honorable Mention All-CCAA – Prince Edmonds,
Enrique Zuinga

1998-99

Second Team All-CCAA – Prince Edmonds

Honorable Mention All-CCAA – Enrique Zuniga

1999-00

Second Team All-CCAA – Toure Knighton

2000-01

Honorable Mention All-CCAA – Toure Knighton,
Eddie Turner

2001-02

First Team All-CCAA – Del Somers

2002-03

First Team All-CCAA – Del Somers

Second Team All-CCAA – John Janssen

2004-05

NCAA Division II Independent Player of the Year

– Noe Alonzo

NCAA Division II Independent Defensive Player of
the Year – Prileu Davis

First Team NCAA Division II Independent All-

American – Noe Alonzo, Prileu Davis

2005-06

NCAA Division II Independent Player of the Year

– Noe Alonzo

First Team NCAA Division II Independent All-

American – Noe Alonzo, Rich Davis, Ryan Nelson

Third Team NCAA Division II Independent All-

American – Bryan Lee

NCAA Division II Independent Coach of the Year

– Scott Mossman

2006-07

First Team All-PacWest – Rich Davis, Bryan Lee

Second Team All-PacWest – Rudy Bogan

PacWest Coach of the Year – Scott Mossman

2007-08

First Team All-PacWest – Rudy Bogan

2008-09

First Team All-PacWest – Engen Nurumbi

Second Team All-PacWest – Dave Cuen

PacWest Newcomer of the Year – Engen Nurumbi

2009-10

Second Team All-PacWest – T.J. Benson, **Brad Carroll**

2010-11

Second Team All-PacWest – **Kyle Speed**

Bold denotes player on current roster

Team Records

Year	W-L
1949-50	0-8
1950-51	2-11
1951-52	5-15
1952-53	8-13
1953-54	9-14
1954-55	11-11
1955-56	14-9
1956-57	15-9
1957-58	15-5
1958-59	20-0
1959-60	15-9
1960-61	12-10
1961-62	14-8
1962-63	9-13
1963-64	9-12
1964-65	7-16
1965-66	11-13
1966-67	14-13
1967-68	11-13
1968-69	14-11
1969-70	21-6
1970-71	10-17
1971-72	17-12
1972-73	19-10 – NAIA 1st Rd
1973-74	28-2 – NAIA 2nd Rd
1974-75	30-3 –*NAIA National Champs
1975-76	27-3 – NAIA 2nd Rd
1976-77	20-9
1977-78	30-3 –*NAIA National Champs
1978-79	24-4 – NAIA 1st Rd
1979-80	25-5 – NAIA 1st Rd
1980-81	16-13
1981-82	17-11
1982-83	23-8
1983-84	21-9
1984-85	18-16
1985-86	19-8
1986-87	26-12
1987-88	37-6 –*NAIA National Champs
1988-89	26-5 – NAIA 1st Rd
1989-90	25-10 – NAIA 2nd Rd
1990-91	19-11 – NAIA 1st Rd; Great Northwest Conference co-champs
1991-92	21-7 – NCAA West Region (3rd); GNC Champs
1992-93	21-10 – NCAA West Region (3rd)
1993-94	14-15
1994-95	17-11
1995-96	23-6 – NCAA 2nd Rd
1996-97	23-6 – NCAA 2nd Rd
1997-98	17-10 – NCAA 1st Rd
1998-99	16-11
1999-00	15-14
2000-01	9-17
2001-02	10-17
2002-03	9-18
2003-04	3-24
2004-05	13-16
2005-06	19-8
2006-07	21-8 – NCAA 2nd Rd; PacWest champs
2007-08	12-15
2008-09	13-14
2009-10	16-16
2010-11	14-12
Overall	1019-651 (.610)

Season-by-Season

1949-50

12/02	A.S.C.-Flagstaff (Frosh)	L/35-38
01/26	A.S.C.-Tempe (Frosh)	L/34-72
02/03	Eastern Arizona J.C.	L/32-72
02/04	Eastern Arizona J.C.	L/25-77
02/16	@ Eastern Arizona J.C.	L/31-60
02/17	@ Eastern Arizona J.C.	L/40-71
02/24	@ A.S.C.-Flagstaff (Frosh)	L/42-64
	@ A.S.C.-Tempe (Frosh)	L/44-82

(Won 0, Lost 8)

1950-51

12/01	@ Eastern Arizona J.C.	L/58-59
12/02	@ Eastern Arizona J.C.	L/45-54
12/08	Phoenix College	L/46-60
12/09	@ A.S.C.-Tempe (Frosh)	L/40-56
01/05	U. of Arizona (Frosh)	L/46-64
01/12	A.S.C.-Tempe (Frosh)	W/61-46
01/	@ Phoenix College	L/52-62
02/02	Eastern Arizona J.C.	L/37-59
02/03	Eastern Arizona J.C.	L/36-55
02/	@ A.S.C.-Flagstaff (Frosh)	L/43-49
02/	A.S.C.-Flagstaff (Frosh)	W/39-35
02/24	A.S.C.-Tempe (Frosh)	L/60-65
02/27	@ U. of Arizona (Frosh)	L/41-78

(Won 2, Lost 11)

1951-52

11/29	@ A.S.C.-Flagstaff (Frosh)	L/38-56
11/30	@ A.S.C.-Flagstaff (Frosh)	L/39-67
12/14	@ Eastern Arizona J.C.	L/50-57
12/15	@ Eastern Arizona J.C.	L/48-59
01/08	Phoenix College	L/51-70
01/14	@ U. of Arizona (Frosh)	L/55-69
01/15	@ Davis-Monthan A.F.B.	L/34-61
01/18	@ A.S.C.-Tempe (Frosh)	L/53-66
01/31	Eastern Arizona J.C.	L/53-61
02/01	Eastern Arizona J.C.	L/56-70
02/04	U. of Arizona (Frosh)	W/64-61
02/08	@ A.S.C.-Tempe (Frosh)	L/67-70
02/11	A.S.C.-Flagstaff (Frosh)	W/63-62
02/12	A.S.C.-Flagstaff (Frosh)	L/73-74
02/14	Davis-Monthan A.F.B.	L/58-62
02/18	Williams A.F.B.	W/68-54
02/19	Luke A.F.B.	W/77-48
02/22	A.S.C.-Tempe (Frosh)	W/69-64
02/25	@ Williams A.F.B.	L/43-74
03/06	@ Phoenix College	L/39-65

(Won 5, Lost 15)

1952-53

12/05	@ U. of Arizona (Frosh)	W/61-59
12/06	@ Davis-Monthan A.F.B.	L/50-66
12/13	Palo Verde C.C.	W/76-71
01/03	Luke A.F.B.	L/68-73
01/07	@ New Mexico Western	L/48-64

01/08	@ Eastern Arizona J.C.	L/72-91
01/09	@ Eastern Arizona J.C.	L/55-67
01/12	@ Williams A.F.B.	L/53-64
01/14	@ A.S.C.-Tempe (Frosh)	W/77-65
01/23	@ Phoenix College	L/74-75
01/24	Williams A.F.B.	L/61-69
01/27	@ A.S.C.-Tempe (Frosh)	L/60-64
01/31	A.S.C.-Flagstaff (Frosh)	L/95-100
02/02	Eastern Arizona J.C.	W/63-61
02/07	Davis-Monthan A.F.B.	W/81-65
02/10	Phoenix College	W/67-57
02/14	Eastern Arizona J.C.	W/84-54
02/21	U. of Arizona (Frosh)	L/64-69
02/23	@ Palo Verde J.C.	W/86-57
02/25	@ A.S.C.-Flagstaff (Frosh)	L/57-60
02/28	A.S.C.-Tempe (Frosh)	L/76-79
03/03	★ Davis-Monthan A.F.B.	W/76-68
03/04	★ Williams A.F.B.	W/82-79
03/06	★ Harman-McFarland	W/79-74
03/07	★ Luke A.F.B.	L/63-70

★State A.A.U. Tournament

(Won 11, Lost 14)

1953-54

12/01	@ Williams A.F.B.	L/43-57
12/05	Eastern Arizona J.C.	W/55-53
12/07	@ Luke A.F.B.	L/58-69
12/12	Palo Verde J.C.	L/57-59
12/16	@ New Mexico Western	L/58-60
12/17	@ New Mexico Military	W/64-56
12/18	@ Wayland	L/84-81
12/19	@ Walker A.F.B. (NM)	L/47-52
01/08	@ Eastern Arizona J.C.	L/69-79
01/09	@ Eastern Arizona J.C.	L/64-66
01/12	@ A.S.C.-Flagstaff	L/58-75
01/16	Williams A.F.B.	L/55-69
01/23	Imperial Valley	W/75-63
01/26	@ Phoenix College	W/85-84
01/30	Eastern Arizona J.C.	W/67-56
02/02	New Mexico Western	W/80-74
02/06	Luke A.F.B.	L/79-86
02/13	@ Imperial Valley	W/60-44
02/17	@ Palo Verde J.C.	W/71-69
02/20	Phoenix College	L/65-67
02/22	@ Davis-Monthan A.F.B.	L/56-58
02/23	A.S.C.-Flagstaff	L/52-75
02/27	Davis-Monthan A.F.B.	W/87-67

(Won 9, Lost 14)

1954-55

11/13	El Centro Naval Air Sta.	W/87-53
11/30	@ A.S.C.-Flagstaff	L/46-90
12/04	Eastern Arizona J.C.	L/73-84
12/08	@ New Mexico Western	L/70-80
12/09	@ New Mexico Military	L/64-76
12/10	@ New Mexico Highlands U.	L/70-75
12/11	@ St. Michael's (NM)	L/76-83
12/18	Palo Verde J.C.	W/74-63
01/07	@ Eastern Arizona J.C.	L/64-83

Year-by-Year

01/08	@ Eastern Arizona J.C.	W/88-72
01/10	@ Luke A.F.B.	L/66-69
01/14	Cal Baptist-Covina	W/70-36
01/15	Cal Baptist-Covina	W/69-41
01/22	Williams A.F.B.	W/98-64
01/26	@ Palo Verde J.C.	L/59-68
01/29	Eastern Arizona J.C.	L/74-80
02/03	@ Davis-Monthan A.F.B.	W/88-79
02/05	Luke A.F.B.	W/73-71
02/11	@ Cal Baptist-Covina	W/71-44
02/12	@ Cal Baptist-Covina	W/100-44
02/18	Phoenix College	L/57-69
02/19	Davis-Monthan A.F.B.	W/97-95

(Won 11, Lost 11)

1955-56

11/30	@ A.S.C.-Flagstaff	L/60-76
12/03	Eastern Arizona J.C.	L/68-77
12/07	@ Imperial Valley	W/81-57
12/10	San Bernardino	L/70-88
12/14	@ Davis-Monthan A.F.B.	L/63-80
12/17	LaVerne	L/81-100
01/07	@ Eastern Arizona J.C.	L/57-91
01/12	Cal Baptist-Covina	W/74-48
01/14	Cal Baptist-Covina	W/79-56
01/21	Luke A.F.B.	W/88-69
01/27	Panhandle A & M	W/77-63
01/28	Palo Verde College	W/93-67
01/30	@ Luke A.F.B.	W/78-76
02/03	Yuma A.F.B.	W/77-48
02/04	Davis-Monthan A.F.B.	W/103-89
02/08	@ Cal Baptist	W/93-76
02/09	@ Cal Polytechnic	L/57-59
02/10	@ LaVerne	L/53-75
02/11	@ Cal Baptist-Covina	W/96-73
02/15	Norton A.F.B.	W/78-63
02/18	Cal Polytechnic	L/66-70
02/22	@ Palo Verde	W/66-56
02/25	Imperial Valley	W/71-41

(Won 14, Lost 9)

1956-57

12/06	@ Cal Baptist-Covina	W/63-37
12/07	@ Cal Polytechnic	W/64-55
12/08	@ LaVerne	L/71-89
12/12	@ Luke A.F.B.	L/70-74
12/15	Upland	W/70-47
12/18	@ Williams A.F.B.	W/74-56
12/21	U. of San Diego	L/59-67
01/07	@ New Mexico Western	L/70-81
01/08	@ Eastern Arizona J.C.	L/51-96
01/11	Cal Baptist-Covina	W/79-53
01/14	@ Luke A.F.B.	W/74-69
01/18	Williams A.F.B.	W/83-63
01/25	Panhandle A & M	L/60-77
01/26	St. Joseph's (NM)	W/81-77
01/28	New Mexico Western	L/59-75
01/31	@ U. of San Diego	L/68-82
02/01	@ Upland	W/84-50

02/02	@ Cal Baptist	W/86-68
02/05	Eastern Arizona J.C.	L/56-67
02/09	Cal Baptist	W/73-46
02/12	Palo Verde	W/74-53
02/15	LaVerne	W/98-60
02/19	@ Palo Verde	W/66-51
02/23	Cal Polytechnic	W/76-74

(Won 15, Lost 9)

1957-58

12/04	@ Palo Verde	W/69-59
12/05	@ Cal Baptist-Covina	L/69-74
12/06	@ Cal Polytechnic	W/76-71
12/07	@ LaVerne	L/72-93
12/10	@ Luke A.F.B.	W/77-61
12/12	@ Williams A.F.B.	W/68-58
12/17	U. of San Diego	L/69-84
01/04	@ Phoenix College	W/88-77
01/10	Cal Baptist-Covina	W/90-78 OT
01/14	Palo Verde	W/85-68
01/16	Williams A.F.B.	W/79-63
01/25	St. Joseph's NM	W/96-79
01/28	Luke A.F.B.	W/93-89
02/01	U. Cal-Riverside	W/90-70
02/06	@ U. of San Diego	L/84-93 OT
02/07	@ U. Cal-Riverside	W/76-61
02/08	@ Cal Baptist	W/87-45
02/15	LaVerne	L/71-75
02/18	Phoenix College	W/69-63
02/22	Cal Baptist	W/93-69

(Won 15, Lost 5)

1958-59

12/03	@ LaVerne	W/76-57
12/04	@ Occidental	W/73-63
12/05	@ Pomona	W/63-53
12/06	@ Claremont	W/49-43
12/09	@ A.S.C.-Flagstaff	W/71-65
12/13	Cal Polytechnic	W/97-80
12/19	Pomona	W/68-60
12/20	Claremont	W/74-57
01/09	@ Luke A.F.B.	W/90-83
01/13	Luke A.F.B.	W/98-72
01/15	Williams A.F.B.	W/106-75
01/23	Cal Baptist	W/99-56
01/27	@ Williams A.F.B.	W/80-69
01/31	U. Cal-Riverside	W/85-57
02/05	@ Los Angeles Pacific	W/84-74
02/06	@ U. Cal-Riverside	W/97-80
02/07	@ Cal Baptist	W/82-48
02/10	A.S.C.-Flagstaff	W/79-57
02/14	LaVerne	W/81-56
02/21	Los Angeles Pacific	W/96-70

(Won 20, Lost 0)

1959-60

12/02	@ LaVerne	W/87-67
12/03	@ Claremont	W/56-46

12/04	@ San Fernando State	W/73-71
12/05	@ Cal Baptist	W/87-64
12/08	@ A.S.C.-Flagstaff	L/70-83
12/12	Luke A.F.B.	W/90-66
12/15	Adams State	W/79-59
12/17	Eastern New Mexico	W/58-56
01/08	St. Michael's	L/64-73
01/09	New Mexico Western	L/78-96
01/15	Williams A.F.B.	W/101-77
01/22	Cal Baptist	W/85-58
01/23	@ New Mexico Western	L/66-69 OT
01/28	@ St. Michael's	L/62-68
01/29	@ Adams State	L/67-75
01/30	@ St. Joseph's	L/78-80 OT
02/01	A.S.C.-Flagstaff	L/60-91
02/04	Williams A.F.B.	W/86-51
02/09	@ Luke A.F.B.	W/73-62
02/13	LaVerne	W/84-71
02/20	Los Angeles Pacific	W/80-59
02/26	U. of San Diego	W/83-74
02/27	U. Cal-Riverside	W/81-58
02/27	@ Cal Polytechnic	L/77-84 OT

(Won 15, Lost 9)

1960-61

12/01	@ LaVerne	W/85-58
12/02	@ Cal Baptist	W/98-72
12/10	Nevada Southern U.	W/83-61
12/13	@ A.S.C.-Flagstaff	L/70-91
12/15	Adams State	W/89-85
12/29	Colorado Western	L/57-68
12/30	Fort Huachuca AZ	W/77-66
12/31	A.S.C.-Flagstaff	W/56-52
01/05	Luke A.F.B.	W/88-71
01/10	Luke A.F.B.	L/100-104
01/19	@ Adams State	L/75-85
01/20	@ St. Michael's	L/65-74
01/21	@ St. Joseph's	L/74-78
01/24	Cal Baptist	W/93-77
01/28	New Mexico Western	L/81-84
01/31	Orange State	L/76-79
02/02	Westmont	L/69-92
02/07	Los Angeles Pacific	W/74-54
02/14	@ New Mexico Western	L/82-86
02/16	LaVerne	W/86-65
02/21	A.S.C.-Flagstaff	W/90-68
02/24	St. Michael's	W/53-45

(Won 12, Lost 10)

1961-62

11/29	@ Cal Baptist	W/101-65
11/30	@ LaVerne	W/81-71
12/01	@ U. of San Diego	W/70-55
12/02	@ Pasadena	W/83-82
12/09	Nevada Southern	W/75-68
12/12	@ A.S.C.-Flagstaff	L/68-84
12/15	Occidental	W/52-47
12/18	New Mexico Western	L/77-82

Year-by-Year

12/28	CO School of Mines	W/52-51
01/05	@ Nellis A.F.B.	W/79-73
01/06	@ Nevada Southern	L/42-43
01/13	@ New Mexico Western	L/79-93
01/15	U. of San Diego	W/69-59
01/25	@ St. Joseph's	W/81-47
01/26	@ New Mexico Highlands	L/74-98
01/27	@ St. Michael's	L/75-84
01/30	New Mexico Highlands	W/81-77
02/02	St. Joseph's	W/77-47
02/08	A.S.C.-Flagstaff	L/60-60
02/17	LaVerne	W/85-66
02/19	Pasadena	L/69-73
02/23	St. Michael's	W/83-78

(Won 14, Lost 8)

1962-63

11/30	@ LaVerne	W/59-55
12/01	@ Pasadena	L/57-88
12/08	@ Nevada Southern	L/64-75
12/11	A.S.C.-Flagstaff	L/65-72
12/14	@ Cal Baptist	W/97-69
12/15	@ U. Cal-Riverside	L/67-79
12/18	LaVerne	W/71-51
01/04	Fort Lewis	W/69-56
01/05	Nevada Southern	W/79-64
01/08	Cal Baptist	W/111-77
01/12	@ New Mexico Western	L/88-93
01/15	@ A.S.C.-Flagstaff	L/71-90
01/24	@ St. Joseph's	L/87-96
01/25	@ St. Michael's	L/66-76
01/26	@ Eastern New Mexico	L/74-86
01/28	@ New Mexico Highlands	L/53-65
02/02	Pasadena	W/66-65
02/04	New Mexico Highlands	L/96-97
02/16	St. Joseph's	L/63-77
02/18	New Mexico Western	W/101-89
02/21	Eastern New Mexico	L/67-72
02/22	St. Michael's	W/59-57

(Won 9, Lost 13)

1963-64

12/06	@ LaVerne	L/80-99
12/07	@ Pacific Christian	W/98-79
12/10	@ A.S.C.-Flagstaff	L/76-87
12/13	@ Pomona	L/80-90
12/14	LaVerne	W/93-85
12/17	St. Michael's	W/79-76
12/20	California Lutheran	W/116-83
01/10	@ Fort Lewis	L/72-95
01/11	@ New Mexico Highlands	L/84-111
01/14	A.S.C.-Flagstaff	W/76-75
01/23	@ St. Joseph's	L/73-92
01/24	@ St. Michael's	L/82-104
01/25	@ Eastern New Mexico	L/85-89
01/31	Pacific Christian	W/102-96
02/01	@ Western New Mexico	L/81-105
02/07	St. Joseph's	L/72-79
02/08	St. Joseph's	L/72-85

02/11	California Baptist	W/95-86
02/14	College of Southern (UT)	W/84-77
02/18	Western New Mexico	L/92-105
02/21	Eastern New Mexico	W/93-89

(Won 9, Lost 12)

1964-65

12/04	Adams State	L/79-90
12/05	Colorado Western	W/83-77
12/11	@ New Mexico Highlands	L/69-79
12/12	@ Fort Lewis	L/74-80
12/18	Cal Baptist	L/71-76
12/19	Cal Baptist	W/80-70
12/22	Cal Lutheran	W/89-73
01/05	St. Joseph's	L/78-90
01/08	St. Michael's	L/93-96
01/12	A.S.C.-Flagstaff	L/67-84
01/21	@ St. Joseph's	L/79-89
01/22	@ St. Michael's	L/83-96
01/23	@ Eastern New Mexico	L/73-99
01/29	LaVerne	W/96-85
01/30	LaVerne	W/91-77
02/04	@ Cal Lutheran	L/71-79
02/05	@ UC-Riverside	L/75-81
02/06	@ Pacific Christian	W/93-64
02/09	@ A.S.C.-Flagstaff	L/73-90
02/15	College of Southern (UT)	L/76-83
02/19	Eastern New Mexico	W/102-87
02/20	Western New Mexico	L/99-104
02/22	@ Western New Mexico	L/92-107

(Won 7, Lost 16)

1965-66

12/03	@ Western State	L/71-77
12/04	@ Adams State	L/78-95
12/10	Fort Lewis	L/95-99
12/11	New Mexico Highlands	W/99-92
12/17	Cal Baptist	W/120-84
12/18	Cal Baptist	W/105-92
12/20	@ College of Southern (UT)	L/86-96
12/27	Southwestern Missouri	L/87-108
12/28	Central Oklahoma	L/60-65
12/29	E Central Oklahoma	W/106-101
01/04	Cal Lutheran	L/101-109
01/07	@ A.S.C.-Flagstaff	L/57-103
01/08	College of Southern (UT)	W/99-63
01/15	@ Western New Mexico	L/85-113
01/21	@ St. Michael's	L/76-91
01/22	@ Eastern New Mexico	L/71-105
01/28	LaVerne	W/107-89
01/29	LaVerne	W/95-81
02/04	@ Cal Baptist	W/109-99
02/05	@ LaVerne	W/97-93
02/08	A.S.C.-Flagstaff	W/84-83
02/12	St. Michael's	L/92-96
02/18	Eastern New Mexico	W/88-83
02/19	Western New Mexico	L/85-89

(Won 11, Lost 13)

1966-67

12/02	@ New Mexico Highlands	L/93-94
12/03	@ Fort Lewis	W/79-60
12/09	Western State	W/111-107
12/10	Adams State	W/92-80
12/15	Cal Baptist	W/103-96
12/16	Cal Baptist	W/99-86
12/19	@ College of Southern (UT)	L/92-96
12/27	Northwest Oklahoma	L/69-95
12/28	@ Adams State	W/83-81
12/29	Minot State ND	W/100-75
01/06	College of Southern (UT)	W/78-67
01/07	@ Northern Arizona U.	L/69-88
01/14	@ Western New Mexico	L/85-103
01/20	@ Azusa Pacific	L/98-107
01/21	@ Pasadena	L/78-97
01/26	Western New Mexico	L/85-86
02/02	@ Cal Lutheran	L/83-88
02/03	@ Cal Baptist	L/70-76
02/04	@ LaVerne	W/91-80
02/07	Northern Arizona U.	L/84-93
02/11	Fort Lewis	W/83-74
02/14	Pasadena	L/84-97
02/17	Azusa Pacific	W/95-93
02/18	Azusa Pacific	W/106-98
02/24	LaVerne	W/91-79
02/25	LaVerne	W/106-77

(Won 14, Lost 13)

1967-68

12/01	New Mexico Highlands	W/75-56
12/02	Fort Lewis	W/91-78
12/07	@ Fort Lewis	L/72-91
12/08	@ Western State	L/73-83
12/09	@ Adams State	L/67-91
12/14	Azusa Pacific	L/99-110
12/15	Southern California	W/90-83
12/16	Fresno Pacific	W/80-67
12/18	U. of Albuquerque	L/88-103
12/19	Fort Lewis	L/104-89
01/05	Southern Utah State	L/84-94
01/09	Northern Arizona U.	L/60-92
01/13	Cal Lutheran	W/65-55
01/20	U. of Puget Sound	W/86-78
01/27	@ Azusa Pacific	L/70-90
01/29	@ Southern Utah State	L/78-82
02/01	Cal Baptist	W/86-58
02/02	Cal Baptist	W/74-69
02/08	@ Pasadena	L/60-77
02/09	@ Southern California	W/85-60
02/10	@ Cal Baptist	W/69-60
02/13	@ Northern Arizona U.	L/70-89
02/16	Azusa Pacific	L/63-66
02/17	Azusa Pacific	L/72-78

(Won 11, Lost 13)

Year-by-Year

1968-69

12/05 @ Fort Lewis	L/73-80
12/06 @ Western State	W/72-71
12/07 @ Adams State	L/59-62
12/12 Cal Poly, Pomona	L/78-84
12/13 Claremont-Mudd	W/73-72
12/14 Northwest Nazarene	L/82-83
12/20 Southern California	W/101-60
12/21 Southern California	W/93-55
01/10 Eastern Michigan	L/71-99
01/11 Pasadena	W/87-82
01/14 @ Northern Arizona U.	L/60-79
01/18 Adams State	L/81-86
01/23 @ Cal Lutheran	L/74-87
01/24 @ Cal Baptist	L/70-72
01/25 @ Azusa Pacific	L/94-102
01/27 @ Southern Utah State	L/78-87
01/31 Azusa Pacific	W/98-92
02/01 Azusa Pacific	W/93-92
02/04 Cal Baptist	W/98-69
02/07 Southern Utah State	W/101-77
02/08 U. of Albuquerque	W/97-87
02/14 Fort Lewis	W/101-72
02/15 Western State	W/89-65
02/18 Northern Arizona U.	W/88-80
02/21 @ U. of Albuquerque	W/91-83

(Won 14, Lost 11)

1969-70

12/04 @ Adams State	W/93-92
12/05 @ Western State	W/78-76
12/06 @ Fort Lewis	L/82-97
12/12 Cal Baptist	W/86-61
12/13 Cal Baptist	W/85-73
12/20 Fort Lewis	W/106-88
12/29 CO School of Mines	W/91-83
12/30 Southern Utah State	L/81-88
01/09 Cal Lutheran	W/104-69
01/10 @ Northern Arizona U.	L/74-80
01/12 College of Santa Fe	W/82-79
01/13 College of Santa Fe	W/87-82
01/17 Adams State	W/111-100
01/23 @ Cal Baptist	W/93-77
01/24 @ Pasadena	W/88-72
01/26 @ Southern Utah State	L/101-109
01/29 CO School of Mines	W/122-78
01/31 Western State	W/92-77
02/06 Southern Utah State	W/125-86
02/07 Pasadena	W/76-66
02/12 CS-Stanislaus	W/79-77
02/14 @ College of Santa Fe	W/76-66
02/17 Northern Arizona U.	L/67-69
02/21 LaVerne	W/76-69
02/27 @ California Western	W/79-61
02/28 @ LaVerne	W/91-82

(Won 21, Lost 6)

1970-71

12/03 @ Adams State	L/73-96
12/04 @ Western State	L/61-64
12/05 @ Fort Lewis	L/74-83
12/12 Cal Lutheran	W/77-68
12/15 Western New Mexico	L/77-85
12/18 Cal Baptist	W/101-82
12/19 Cal Baptist	L/59-60
12/21 CS Dominguez Hills	W/91-74
12/22 College of Artesia (CO)	W/101-73
12/29 Greenville IL	W/68-53
01/01 @ Pasadena	L/78-85
01/02 Claremont-Mudd	L/80-90
01/04 Biola	L/69-81
01/09 Western State	W/100-90
01/12 @ Northern Arizona U.	W/84-78
01/15 College of Santa Fe	L/77-82
01/22 @ Cal Baptist	W/85-78
01/23 @ Cal Lutheran	L/67-91
01/25 @ CS Dominguez Hills	L/72-74
01/30 Adams State	L/81-88
02/05 @ College of Santa Fe	L/72-78
02/06 @ College of Artesia (CO)	L/85-89
02/12 @ California Western	L/67-84
02/13 @ Pasadena	L/78-95
02/15 College of Artesia	W/80-74
02/16 College of Artesia	W/93-70
02/22 Fort Lewis	L/69-82

(Won 10, Lost 17)

1971-72

12/03 Southern Utah State	W/73-71
12/04 Cal Baptist	W/71-69
12/10 @ College of Santa Fe	W/84-64
12/11 @ Fort Lewis	W/71-60
12/17 U.S. International	W/60-59
12/18 Western New Mexico	W/78-71
12/20 Fort Lewis	W/48-45
12/21 Fort Hays State (KS)	W/75-64
01/03 @ Northern Arizona U.	L/56-73
01/06 Azusa Pacific	L/81-97
01/07 Southern California	W/78-70
01/08 Northwest Nazarene	W/83-70
01/14 College of Santa Fe	W/82-78
01/15 Cal Lutheran	W/69-67
01/17 @ Southern Utah State	L/61-82
01/21 Pasadena	L/46-56
01/22 New Mexico Highlands	W/80-75
01/28 @ Cal Baptist	L/69-73
01/29 @ Cal Lutheran	L/83-86
02/04 @ Eastern New Mexico	L/69-79
02/05 @ New Mexico Highlands	L/85-88
02/10 @ LaVerne	W/94-55
02/19 Eastern New Mexico	W/46-45
02/21 Fort Lewis	L/66-73
02/25 @ Biola	L/65-71
02/29 @ Western New Mexico	L/73-87
03/03 Regis College	L/63-95

(Won 17, Lost 12)

1972-73

11/28 @ Northern Arizona U.	L/60-64
12/04 Southern Utah State	W/97-77
12/08 @ College of Santa Fe	W/73-64
12/09 @ Fort Lewis	W/82-65
12/15 Western New Mexico	W/83-77
12/16 Cal Baptist	W/91-80
12/18 Claremont Mudd	W/58-51
12/19 Cal Baptist	L/64-69
01/04 Cal Lutheran	W/73-65
01/08 New Mexico Highlands	W/92-78
01/12 College of Santa Fe	W/86-51
01/15 @ Southern Utah State	L/54-63
01/18 @ Cal Baptist	L/67-7
01/19 @ Pasadena	L/65-70
01/20 @ Los Angeles Baptist	W/72-57
01/23 Northern Arizona U.	W/72-62
01/27 @ Biola	L/49-57
01/29 Southern California	W/73-55
02/02 @ New Mexico Highlands	W/94-67
02/03 @ Eastern New Mexico	L/58-59
02/08 Athletes in Action (Exhib)	L/76-95
02/12 Fort Lewis	W/72-50
02/13 @ Western New Mexico	W/58-54
02/17 Eastern New Mexico	W/66-55
02/22 @ U. of San Diego	L/71-92
02/23 @ Southern California	L/58-62
02/24 @ Cal Lutheran	W/88-58
03/05 New Mexico Highlands	W/91-61
03/06 Westminster (UT)	W/79-64
03/13 Winona State	L/64-70

(Won 19, Lost 10)

1973-74

11/30 Point Loma	W/74-64
12/04 @ Western New Mexico	W/69-54
12/08 @ Cal Baptist	W/88-66
12/10 @ Southern Utah State	W/59-56
12/14 @ Adams State	W/99-85
12/15 @ Fort Lewis	W/85-65
12/20 College of Idaho	W/75-59
12/21 Cal State-Sonoma	W/67-61 OT
01/04 Southern Utah State	W/84-74
01/05 New Mexico Highlands	W/81-69
01/08 Western New Mexico	W/71-51
01/10 @ Cal Baptist	W/75-56
01/11 @ Chapman	W/77-73
01/12 @ Cal Lutheran	W/80-66
01/15 U. of San Diego	W/79-61
01/18 College of Santa Fe	W/73-63
01/19 Fort Lewis	W/74-53
01/26 CS Dominguez Hills	W/80-58
01/31 @ College of Santa Fe	W/53-42
02/01 @ New Mexico Highlands	W/94-63
02/02 @ Eastern New Mexico	W/66-47
02/08 Los Angeles Baptist	W/75-52
02/09 Adams State	W/82-68
02/16 Eastern New Mexico	W/57-48

Year-by-Year

02/22	@ Point Loma	W/80-58
02/23	@ U. of San Diego	L/68-80
03/04	Western New Mexico	W/79-60
03/05	Southern Utah State	W/62-48
03/11	Virginia State	W/69-65
03/13	Indiana Penn	L/65-66

(Won 28, Lost 2)


1974-75

11/29	Southern Utah State	W/67-57
11/30	U. Cal-Riverside	L/55-64
12/04	@ College of Santa Fe	W/52-51
12/10	@ Western New Mexico	W/62-61
12/13	Point Loma	W/68-57
12/14	Cal Baptist	W/86-73
12/17	Greenville College IL	W/81-59
12/19	U. Missouri-KC	W/70-58
12/20	Occidental	W/70-67
01/04	@ Southern Utah State	W/83-77
01/07	Western New Mexico	W/89-83
01/11	Chapman	W/91-63
01/14	Northern Arizona U.	W/84-74
01/16	@ UC-Irvine	W/70-63
01/17	@ Cal Baptist	W/Forfeit
01/18	@ Westmont	W/85-50
01/24	College of Santa Fe	W/88-64
01/25	Cal Lutheran	W/88-75
01/28	@ Northern Arizona U.	L/73-87
01/31	@ New Mexico Highlands	L/72-73
02/01	@ Eastern New Mexico	W/72-46
02/06	U. of San Diego	W/72-47
02/11	New Mexico Highlands	W/114-67
02/21	@ U. of San Diego	W/68-65
02/22	@ Point Loma	W/64-63
03/03	Southern Utah State	W/83-74
03/04	New Mexico Highlands	W/102-81
03/11	Willamette (OR)	W/83-60
03/12	Illinois Wesleyan	W/66-63
03/13	U. Wisconsin-Parkside	W/70-54
03/14	Alcorn State (MS)	W/88-68
03/15	Midwestern (TX)	W/65-54

(Won 30, Lost 3 – National Champions)

1975-76

11/27	Eastern New Mexico	W/69-57
11/29	Biola	W/76-65
12/02	Whittier	W/87-67
12/05	@ College of Santa Fe	W/58-43
12/06	@ Fort Lewis	W/47-43
12/09	@ Southern Utah State	W/89-88
12/12	Cal Baptist	W/96-83
12/13	Western New Mexico	W/53-4
12/19	Western State	W/79-47
12/20	Mesa College (CO)	W/77-61
01/06	@ New Mexico Highlands	W/86-83
01/07	@ Eastern New Mexico	L/65-70
01/10	UC-Irvine	W/83-70
01/13	Northern Arizona U.	W/78-72



01/16	@ Cal Baptist	L/80-85
01/17	@ UC-Riverside	W/78-76
01/20	@ Western New Mexico	W/61-47
01/23	College of Santa Fe	W/63-43
01/24	U. of San Diego	W/82-68
01/30	New Mexico Highlands	W/98-86
02/07	@ Southern California	W/59-45
02/10	@ Northern Arizona U.	L/63-83
02/14	Point Loma	W/71-60
02/19	@ Point Loma	W/64-58
02/20	@ U. of San Diego	W/49-47
02/28	Southern Utah State	W/72-65
03/02	Westminster (UT)	W/74-57
03/03	Southern Utah State	W/49-47
03/09	Central State (OH)	W/57-52
03/10	Newberry (SC)	L/58-65

(Won 27, Lost 3)

1976-77

11/29	Fort Lewis	W/76-48
12/02	Chapman College	W/81-69
12/04	College of Santa Fe	W/101-76
12/06	@ Southern Utah State	L/66-68
12/11	@ Eastern New Mexico	W/78-61
12/13	@ Western New Mexico	W/74-71
12/17	Fort Hays State (KS)	W/85-72
12/18	Southern Utah State	W/76-69
12/28	Seattle Pacific	W/82-74
12/29	@ Mesa College (CO)	L/75-90
01/06	@ UC-San Diego	W/78-57
01/07	@ Point Loma	W/57-55
01/08	@ Biola	L/65-69
01/11	Southern California	W/77-60
01/14	UC-San Diego	W/71-60
01/18	@ Northern Arizona U.	L/64-78
01/22	Westmont College	W/80-71
01/25	Western New Mexico	W/79-64

01/28	Eastern New Mexico	W/74-73
02/03	@ Point Loma	L/64-73
02/04	@ Chapman	L/53-79
02/05	@ Ambassador	W/73-65
02/07	Northern Arizona U.	W/65-61
02/10	@ Cal Baptist	W/69-68
02/11	@ U. of San Diego	L/76-81
02/12	@ Biola	L/70-76
02/19	Ambassador	W/59-57
02/25	@ College of Santa Fe	W/88-51
03/02	Southern Utah State	L/64-66

(Won 20, Lost 9)

1977-78

12/02	@ UC-Riverside	W/95-69
12/07	@ Northern Arizona U.	W/81-72
12/09	U. Missouri-Kansas City	W/75-70
12/10	Cal Baptist	W/109-70
12/16	@ Biola	W/64-54
12/17	@ Ambassador	W/86-59
12/22	Wheaton	W/98-80
12/23	Wayland Baptist TX	W/84-74
01/06	@ University of Arizona	L/66-78
01/10	@ Southern Utah State	W/73-71
01/14	Point Loma	W/78-69
01/17	Northern Arizona U.	W/96-83
01/21	U. of San Diego	W/80-69
01/24	New Mexico Highlands	W/95-83
01/27	Biola	W/74-63
01/28	Western New Mexico	W/75-72
02/02	@ Occidental	W/76-60
02/03	@ U. of San Diego	L/71-91
02/11	Eastern New Mexico	W/86-81
02/16	@ New Mexico Highlands	W/94-78
02/17	@ College of Santa Fe	W/77-74
02/18	@ Eastern New Mexico	L/59-63
2/24	College of Santa Fe	W/92-71
2/28	Western New Mexico	W/80-65
03/02	Southern Utah State	W/87-64
03/04	Southern Utah State	W/82-73
03/07	Mesa College (CO)	W/86-82
03/13	Cumberland College (KY)	W/70-64
03/15	Hawai'i-Hilo	W/83-67
03/16	Central State (OH)	W/88-88 5 OT
03/17	East Texas State	W/74-69
03/18	Kearney State (NE)	W/79-75

(Won 30, Lost 3 – National Champions)

1978-79

11/28	Col. of St. Thomas (MN)	W/58-55
12/01	Bethany Nazarene (OK)	W/88-68
12/02	Tabor College	W/85-65
12/08	Drury College (MO)	W/85-58
12/09	SW Missouri State	L/69-75
12/13	@ University of Arizona	L/78-90
12/15	Southern California	W/89-84
12/16	Western New Mexico	W/65-59
12/29	Westminster (UT)	W/90-74

Year-by-Year

12/30	Augustana (IL)	L/77-78
01/04	U. Wisconsin-Stevens Pt	W/86-84
01/12	@ U.S. International	W/86-68
01/13	@ Cal Baptist	W/77-76
01/20	Biola	W/54-49
01/25	@ Southern California	W/76-71
01/27	@ Point Loma	W/86-71
01/30	New Mexico Highlands	W/84-66
02/02	College of Santa Fe	W/109-73
02/03	Cal Baptist	W/79-69
02/06	@ New Mexico Highlands	W/84-66
02/10	Occidental	W/65-47
02/17	Eastern New Mexico	W/91-70
02/23	@ College of Santa Fe	W/63-58
02/24	@ Eastern New Mexico	W/91-70
02/27	@ Western New Mexico	W/63-60
03/03	Fort Lewis	W/74-73
03/06	Southern Utah State	W/86-72
03/12	Marymount (KS)	L/74-79

(Won 24, Lost 4)

1979-80

11/27	Southern Utah State	W/57-52
11/30	@ Biola	W/57-51
12/01	@ CS Dominguez Hills	W/67-64
12/04	@ Western New Mexico	W/62-49
12/07	Col. of St. Thomas (MN)	W/94-64
12/08	@ University of Arizona	L/60-69
12/11	@ U. of New Mexico	L/68-78
12/15	Cal Baptist	W/75-62
12/21	Occidental	W/73-53
12/22	Western Montana	W/56-46
12/28	St. Xavier (IL)	W/89-76
01/05	CS Dominguez Hills	W/80-69
01/12	U.S. International	W/69-67 OT
01/16	@ College of Santa Fe	W/67-56
01/19	Eastern New Mexico	W/74-59
01/22	@ Arizona State U.	L/68-80
01/31	@ Eastern New Mexico	W/96-78
02/02	@ Cal Baptist	W/27-26 2 OT
02/04	@ Azusa Pacific	L/50-57
02/05	@ Southern California	W/119-98
02/09	Point Loma	W/81-79
02/12	@ Southern Utah State	W/84-69
02/16	College of Santa Fe	W/103-62
02/22	@ Cal Lutheran	W/79-66
02/23	@ San Diego State	W/86-68
02/26	Western New Mexico	W/77-70
03/01	CO School of Mines	W/59-57
03/04	Regis College	W/49-45
03/05	Western New Mexico	W/68-55
03/11	Clarion State (PA)	L/75-83

(Won 25, Lost 5)

1980-81

11/26	Col. of St. Thomas (MN)	W/77-66
11/28	@ U. of San Francisco	L/63-78
12/01	Azusa Pacific	W/65-58

12/02	Western New Mexico	L/58-76
12/04	Eastern New Mexico	W/79-67
12/06	CS Dominguez Hills	L/38-43
12/09	@ Southern Utah State	L/78-88
12/10	@ Weber State	L/57-72
12/13	UC-Riverside	W/56-54
12/19	Fresno Pacific	W/67-56
12/20	CS-Stanislau	W/71-59
12/30	@ University of Arizona	L/60-74
01/06	Cal Baptist	W/76-65
01/09	Concordia College NE	W/90-61
01/10	@ Westmont (CA)	W/43-38
01/13	@ Biola	L/53-64
01/17	Cal Lutheran	W/90-46
01/22	@ College of Santa Fe	L/54-58
01/31	Southern Utah State	W/70-67
02/03	@ Western New Mexico	L/30-39
02/06	@ Eastern New Mexico	W/76-66
02/09	Cameron University (OK)	L/56-74
02/12	@ Cal Baptist	W/40-37 OT
02/14	@ Point Loma	W/77-58
02/17	@ Cameron University (OK)	L/67-79
02/21	College of Santa Fe	W/66-53
02/24	@ CS Dominguez Hills	L/55-59
02/28	@ U of SO Colorado	W/59-55
03/03	@ Western New Mexico	L/52-76

(Won 16, Lost 13)

1981-82

11/27	New Mexico Highlands	W/86-69
11/28	@ Mesa College (CO)	L/59-61
11/30	@ Southern Utah State	L/59-66
12/04	Col. of St. Thomas (MN)	L/55-60
12/05	CS Dominguez Hills	W/54-52
12/08	Western New Mexico	W/66-57
12/11	Mesa College (CO)	W/61-49
12/12	Biola	L/49-51
12/18	Point Loma	W/67-59
12/19	William Jewell (MO)	W/74-64
01/02	@ Cal Poly-Pomona	L/58-60
01/04	@ UC-Riverside	W/72-70
01/08	Los Angeles Baptist	W/74-54
01/09	Cal Baptist	W/79-39
01/16	Westmont College	L/74-78 OT
01/18	@ Eastern New Mexico	L/67-71
01/20	@ New Mexico Highlands	W/70-64
01/21	@ College of Santa Fe	L/66-72
01/25	@ CS Dominguez Hills	L/59-61
01/29	Occidental	W/98-55
01/30	Southern Utah State	W/82-64
02/06	New Mexico Highlands	W/101-80
02/08	@ Western New Mexico	L/49-74
02/12	Eastern New Mexico	W/79-67
02/18	@ Cal Baptist	W/80-40
02/20	@ Los Angeles Baptist	W/61-59
02/23	College of Santa Fe	W/64-61
02/27	@ Western New Mexico	L/45-48

(Won 17, Lost 11)

1982-83

11/20	CS Dominguez Hills	W/60-56
11/26	Fort Lewis	W/58-56
11/30	Florida International	W/58-55
12/03	Col. of St. Thomas (MN)	W/56-55
12/09	Eastern New Mexico	W/87-80
12/10	CO School of Mines	W/62-61
12/11	@ Western New Mexico	W/60-52
12/14	Rockmont College (CO)	W/86-50
12/17	CS-Los Angeles	W/79-67
12/18	UC-Riverside	W/67-54
12/29	CS Dominguez Hills	L/54-55
12/30	Southern California	W/94-86
01/04	@ University of New Mexico	L/51-76
01/07	Los Angeles Baptist	W/93-48
01/08	Cal Poly-Pomona	W/79-53
01/10	@ Northern Arizona U.	L/47-62
01/14	@ Point Loma	W/55-41
01/15	@ Cal Baptist	W/76-47
01/18	Southern Utah State	W/76-56
01/22	Cal Baptist	W/61-43
01/29	@ Westmont College	L/59-78
01/31	@ CS Dominguez Hills	L/67-78
02/05	Eastern New Mexico	W/85-72
02/08	Western New Mexico	W/65-47
02/12	@ Biola	W/91-63
02/17	@ Eastern New Mexico	W/91-88 OT
02/19	@ College of Santa Fe	L/75-90
02/26	@ Occidental	W/85-78
03/01	College of Santa Fe	L/69-73
03/05	Mesa College (CO)	W/63-59
03/08	U. of SO Colorado	L/65-67

(Won 23, Lost 8)

1983-84

11/18	CS-Northridge	L/49-66
11/19	Los Angeles Baptist	W/81-54
11/22	Col. of St. Thomas (MN)	W/74-69 OT
11/25	@ Western State (CO)	W/59-52
11/26	@ Adams State (CO)	L/65-76
11/28	@ Fort Lewis (CO)	W/68-64
12/02	William Jewell (MO)	L/52-53
12/10	@ Southern Utah State	W/80-76
12/16	Western Montana	W/57-48
12/17	CS-Los Angeles	W/74-65
12/19	Northern Montana	W/63-53
12/28	Cal Lutheran	W/65-56
12/29	Point Loma	W/66-49
12/30	Lewis & Clark (OR)	W/79-57
01/03	Los Angeles Baptist	W/70-56
01/06	Chapman College	L/74-78
01/07	Pomona-Pitzer (CA)	W/66-57
01/10	@ New Mexico State	L/60-75
01/14	Cal Baptist	W/56-46
01/21	College of Santa Fe	W/65-64 2 OT
01/28	Westmont College	W/47-46
01/30	Southern Utah State	W/43-41
02/03	@ U.S. International	W/72-68 OT

Year-by-Year

02/04	CS Dominguez Hills	W/59-49
02/11	@ College of Santa Fe	L/73-81
02/13	@ Eastern New Mexico	L/62-78
02/18	@ Cal Baptist	W/62-52
02/25	Eastern New Mexico	W/63-61
02/28	@ Northern Arizona U.	L/57-73
03/02	Western New Mexico	L/54-66

(Won 21, Lost 9)

1984-85

11/03	@ Wayland Baptist	L/67-85
11/05	@ Lubbock Christian	W/51-50
11/16	@ Sul Ross State	W/87-59
11/17	Concordia Lutheran (TX)	W/95-72
11/18	Texas College	W/116-91
11/24	@ Southern Utah State	W/71-70 OT
11/27	Col. of St. Thomas (MN)	W/75-62
12/01	Southern California	L/69-72
12/04	@ Northern Arizona U.	L/44-60
12/06	Southern Utah State	W/74-68
12/08	@ CS-Northridge	L/67-68 OT
12/13	Point Loma	L/70-72
12/14	CS Dominguez Hills	L/58-83
12/18	College of Santa Fe	W/76-65
12/19	@ CS-Bakersfield	L/64-80
12/22	Western State	W/66-65
12/28	Abilene Christian	W/80-64
12/29	@ Mesa College (CO)	W/74-73 OT
01/02	Los Angeles Baptist	W/79-57
01/04	UC-Riverside	L/59-66
01/05	Occidental	W/77-59
01/07	Lubbock Christian	W/74-48
01/12	@ Westmont College	L/73-89
01/19	College of Santa Fe	W/68-51
01/29	@ CS Dominguez Hills	L/66-70
01/31	@ CS-Los Angeles	L/74-83
02/02	@ Point Loma	L/68-77
02/06	@ New Mexico Highlands	L/65-70
02/07	@ College of Santa Fe	L/74-79 OT
02/09	@ Western New Mexico	L/63-75
02/19	Southwestern College (AZ)	W/Forfeit
02/25	Fort Lewis	W/69-51
03/04	Southern Utah State	W/73-64
03/06	@ Mesa College (CO)	L/78-95

(Won 18, Lost 16)

1985-86

11/16	The Master's	W/88-73
11/18	@ Lubbock Christian	L/75-79
11/19	@ Wayland Baptist	L/88-94
11/23	@ CS Dominguez Hills	L/83-85
11/26	Col. of St. Thomas (MN)	W/89-59
12/02	@ Southern Utah State	L/73-75
12/05	Southern Utah State	W/77-65
12/07	New Mexico Highlands	W/112-87
12/12	Northern Montana	W/101-71
12/13	Western New Mexico	W/91-57
12/14	Mesa College (CO)	W/93-84

12/18	CS-Los Angeles	L/89-91
12/23	CS Dominguez Hills	W/71-44
12/28	Texas Lutheran	W/134-129 2-OT
12/29	@ Mesa College (CO)	W/102-101 OT
12/30	Sul Ross State	W/88-60
01/04	Hawai'i-Hilo	W/89-74
01/07	Concordia College (NE)	W/101-89
01/10	Pomona-Pitzer	W/90-66
01/11	Col. of Notre Dame (CA)	W/90-68
01/14	@ CS-Los Angeles	L/71-103
01/17	Wassuk (NV)	W/142-64
01/20	Westmont	L/75-77
02/04	@ College of Santa Fe	L/86-92
02/05	@ New Mexico Highlands	W/70-65
02/11	Wayland Baptist	-/Cancelled
02/17	@ Western New Mexico	L/77-79
02/22	College of Santa Fe	W/102-88

(Won 18, Lost 9)

1986-87

11/15	The Master's	W/101-86
11/21	@ Lubbock Christian	W/99-95
11/22	@ Wayland Baptist	L/81-106
11/25	@ Point Loma	L/64-70
11/26	@ CS Dominguez Hills	L/60-74
11/29	@ Fort Hays State (KS)	L/67-90
12/01	@ Kansas State	L/57-93
12/03	Col. of St. Thomas (MN)	W/76-64
12/05	Doane College (NE)	W/81-78
12/06	@ U. of SO Colorado	L/70-71 OT
12/11	Texas Wesleyan	W/101-88
12/12	Mesa College (CO)	W/76-60
12/13	U. of SO Colorado	W/61-57
12/19	Occidental	W/114-82
12/20	Fort Lewis	L/82-98
12/22	Millikin University (IL)	W/84-76
12/28	North Central	W/96-84
12/29	@ Mesa	W/97-71
12/30	Bethany (KS)	W/60-52
01/02	Olivet Nazarene	W/112-94
01/03	CS Dominguez Hills	W/91-82
01/05	Lubbock Christian	W/71-60
01/06	Central Methodist	W/105-74
01/08	New Mexico Highlands	W/89-74
01/10	@ Westmont	W/71-70 OT
01/12	@ The Master's	W/97-84
01/17	@ Christian Heritage	W/94-74
01/19	@ Fort Lewis	L/73-96
01/24	Southern Utah State	W/105-91
01/26	@ New Mexico Highlands	W/83-80 OT
01/30	Wayland Baptist	W/86-72
02/03	Western New Mexico	W/93-67
02/14	@ Southern Utah State	L/97-130
02/19	@ Texas Wesleyan	L/83-86
02/20	University of Dallas (TX)	W/111-85
02/21	Langston University (OK)	L/81-84
03/03	@ Fort Lewis	W/94-87
03/05	@ Western State (CO)	L/69-74

(Won 26, Lost 12)

1987-88

11/20	@ U. Southern Colorado	W/96-77
11/21	@ Fort Lewis (CO)	W/93-83 OT
11/24	@ Chapman (CA)	L/76-83
11/25	@ CS Dominguez Hills	W/72-67 OT
11/27	UC, Santa Cruz	W/105-70
11/28	@ UC, San Diego	W/116-72
12/01	College of St. Thomas	W/110-67
12/04	Occidental (CA)	W/70-60
12/05	Pt. Loma Nazarene	W/121-79
12/07	Fort Lewis (CO)	W/95-91
12/12	@ Northern Arizona U.	L/81-84
12/19	Westmont College (CA)	L/82-92
12/21	Western New Mexico	W/105-78
12/22	North Park College (IL)	W/114-106 OT
12/29	Northwestern College (IA)	W/73-64
12/30	@ Mesa College (CO)	W/106-74
01/02	CS Dominguez Hills	W/83-75
01/04	Mesa College (CO)	W/96-86
01/05	Southern Nazarene (OK)	W/84-81
01/08	Panhandle State (OK)	W/88-84 OT
01/09	@ Western New Mexico	W/92-83
01/12	Nebraska Wesleyan	W/95-80
01/15	@ The Master's	W/89-67
01/16	@ Christian Heritage	W/95-83
01/19	@ Southern Nazarene (OK)	W/97-95
01/21	@ Drury College (MO)	L/72-74
01/23	@ Southern Utah State	W/121-101
01/26	U. Southern Colorado	W/94-68
01/30	The Master's	W/115-61
02/04	@ Western Washington	L/88-99 OT
02/05	@ U. of Puget Sound (WA)	L/85-102
02/06	@ Seattle Pacific	W/90-86 OT
02/13	Athletes In Action (Exhib)	L/86-100
02/15	Southern Utah State	W/113-92
02/20	Christian Heritage	W/106-96
02/27	@ Hawai'i Pacific	W/102-93
02/29	@ BYU-Hawai'i	W/93-87
03/08	U. Southern Colorado	W/68-62
03/10	CO School of Mines	W/113-79
03/17	Hastings College (NE)	W/103-75
03/18	Fort Hays State (KS)	W/101-95
03/19	College of Idaho	W/99-96 OT
03/21	Waynesburg (PA)	W/108-106
03/22	Auburn U.-Montgomery (AL)	W/88-86

(Won 37, Lost 6 -- National Champions)

1988-89

11/29	St. Thomas (MN)	W/86-64
12/02	St. Mary's (TX)	W/82-80
12/03	Oklahoma City	W/113-96
12/09	Colorado Christian	W/124-68
12/10	Emporia State (KS)	W/91-89
12/17	U.C. Riverside	W/91-90
12/20	Seattle Pacific (WA)	W/104-95
12/22	Cal Poly Pomona	W/119-93
12/30	Chapman College (CA)	W/116-94
01/02	Wisconsin-Oshkosh	W/92-85

Year-by-Year

01/03	Ottawa (KS)	W/65-60
01/05	@Cal State Dominguez Hills	L/73-81
01/06	Southern Cal College	W/96-78
01/07	@Occidental (CA)	W/88-80
01/09	@Cal State San Bernardino	L/66-80
01/10	@UC Riverside	L/78-92
01/14	@West Coast Christian	W/141-57
01/17	@San Francisco State	W/99-81
01/19	@Westmont (CA)	W/81-77
01/20	@Biola (CA)	L/87-88
01/27	Biola (CA)	W/103-85
01/28	The Master's (CA)	W/87-83
02/04	Christian Heritage (CA)	W/115-90
02/17	Langston (OK)	W/112-91
02/18	Drury College (MO)	W/100-74
02/24	@The Master's (CA)	W/76-75
02/25	@ Christian Heritage (CA)	W/117-72
03/04	CO School of Mines	W/109-82
03/06	Denver University (CO)	W/111-88
03/08	Mesa State (CO)	W/115-95
03/15	Western Montana	L/65-79

(Won 26, Lost 5)

1989-90

11/17	CS Los Angeles	L/78-90
11/18	Mesa State (CO)	W/98-78
11/25	Mid America Nazarene	W/94-74
11/28	College St. Thomas (MN)	L/47-67
12/01	Oklahoma City	W/102-97
12/02	Emporia State (KS)	L/71-90
12/04	@ Drury College (MO)	L/64-65
12/08	Occidental (CA)	W/84-49
12/09	Fresno Pacific (CA)	W/61-59
12/16	@ Western New Mexico	L/64-72
12/19	CS Dominguez Hills	W/107-78
12/22	Westmont College (CA)	L/81-88
12/28	UC Riverside	W/71-64
12/29	Sonoma State (CA)	W/92-75
12/30	Chico State (CA)	W/95-93
01/03	@ Cal Poly Pomona	W/83-74
01/06	East Stroudsburg State (PA)	W/82-76
01/07	Chaminade (HI)	W/76-58
01/13	Concordia (NE)	W/73-68
01/16	@ Christian Heritage (CA)	L/89-91
01/18	@ The Master's (CA)	W/82-81
01/26	Biola (CA)	W/65-50
01/27	California Baptist	W/93-61
01/30	Oral Roberts (OK)	L/93-97
02/03	@ Point Loma (CA)	W/60-52
02/10	@ Biola (CA)	W/69-67
02/16	Christian Heritage (CA)	L/87-89
02/17	Langston (OK)	W/107-73
02/20	Rockhurst College (MO)	W/89-73
02/23	The Master's (CA)	W/108-71
03/03	Regis College (CO)	W/74-72
03/04	Mesa State (CO)	W/121-95
03/05	CO School of Mines	W/99-76
03/14	Briar Cliff (IA)	W/73-66

03/15	USC-Spartanburg	W/69-75
-------	-----------------	---------

(Won 25, Lost 10)

1990-91

11/17	CS Dominguez Hills	W/79-73
11/23	Southern Cal College	W/69-63
11/24	@ Chapman College	L/69-77
11/27	St Thomas (MN)	W/76-60
12/01	Point Loma Nazarene	W/75-70
12/07	@ West Texas State	L/73-93
12/08	@ Eastern New Mexico	W/60-59
12/15	@ Westmont College	L/61-67
12/17	@ CS Dominguez Hills	L/57-68
12/28	CS Los Angeles	W/83-79
12/29	Biola	W/82-66
01/03	Pacific Lutheran	W/78-64
01/04	@ Point Loma Nazarene	W/81-65
01/05	Catabwa College	W/66-64
01/10	@ Oral Roberts	L/79-88
01/12	Christian Heritage	W/87-70
01/17	Alaska Fairbanks	W/87-69
01/19	Alaska Anchorage	W/94-86
01/22	@ Sacramento State	L/67-70
01/26	@ Eastern Montana	L/60-79
01/31	@ Seattle Pacific	L/55-80
02/02	Chaminade	W/85-84
02/04	Western New Mexico	W/69-66
02/09	@ Western New Mexico	L/64-76
02/14	@ Alaska Anchorage	L/56-75
02/16	@ Alaska Fairbanks	W/88-76
02/19	Sacramento State	W/76-64
02/23	Seattle Pacific	W/50-44
02/28	Eastern Montana	W/79-61
03/02	Western New Mexico	L/76-79 OT

(Won 19, Lost 11)

1991-92

11/23	Metropolitan State	W 81-74
11/26	@ BYU-Hawai'i	L 82-100
11/29	@ Hawai'i-Hilo	W 87-82
11/30	vs Rider College (NJ)	W 67-59
12/01	@ Chaminade	W 100-76
12/03	@ CS Stanislaus	W 106-104 OT
12/14	CS Bakersfield	W 87-70
12/16	@ Point Loma Nazarene	L 74-93
12/20	@ Metropolitan State	L 91-107
12/21	Alaska Fairbanks	W 93-79
12/27	CS Dominguez Hills	W 75-73
12/28	CS Los Angeles	W 86-68
12/31	CS Stanislaus	W 89-78
01/03	Missouri-Rolla	W 92-74
01/04	SIU-Edwardsville	W 95-86
01/16	Seattle Pacific	W 82-77
01/18	Chaminade	W 100-82
01/23	@ Alaska Anchorage	L 71-102
01/25	@ Alaska Fairbanks	L 73-85
01/30	Eastern Montana	W 90-69
02/08	@ Nebraska-Kearney	@ 104-100 OT

02/15	@ Eastern Montana	W 96-79
02/20	Alaska Fairbanks	W 107-91
02/22	Alaska Anchorage	W 101-82
02/24	Nebraska-Kearney	W 131-104
02/29	@ Eastern Montana	W 96-79
03/13	★ UC Riverside	L 61-74
03/14	★ Chico State	W 88-87

★NCAA West Regional

(Won 21, Lost 7)

(Great Northwest Conference Champions)

(Third place finish at NCAA West Regional)

1992-93

11/27	University of Bridgeport	W 110-98
11/28	Central Oklahoma	W 110-108
12/01	University of St. Thomas	W 73-71
12/04	vs Missouri-St. Louis	W 76-58
12/05	@ Southern Indiana	L 74-90
12/08	@ Southern Utah	W 76-74
12/12	@ CS Bakersfield	L 81-88
12/28	vs Emporia State (KS)	L 77-81
12/29	vs Humboldt State	W 90-70
12/30	vs Chapman University	W 106-83
01/01	Winona State	W 124-98
01/02	UC Riverside	W 105-65
01/14	@ Seattle Pacific	L 75-77
01/16	@ Hawai'i-Hilo	W 74-73
01/18	@ Chaminade	L 94-102
01/21	Alaska Anchorage	W 92-88
01/23	Alaska Fairbanks	W 110-73
01/26	Pacific Christian	W 132-89
01/30	@ Eastern Montana	W 83-77
02/06	@ West Texas State	L 70-79
02/11	Seattle Pacific	W 107-102
02/13	Hawai'i-Hilo	L 82-84
02/15	Chaminade	L 79-80
02/18	@ Alaska Fairbanks	W 101-97 2OT
02/20	@ Alaska Anchorage	L 74-76
02/23	West Texas State	W 94-84
02/27	Eastern Montana	W 94-61
03/05	@ Seattle Pacific	W 80-73
03/06	@ Alaska Anchorage	L 78-86 OT
03/12	@ CS Bakersfield	L 68-98
03/13	@ CS Chico	W 103-98

(Won 20-11, 7-5 Pacific West Conference)

1993-94

11/26	CS San Bernardino	L 58-81
11/27	Southern Colorado	W 93-73
11/30	BYU-Hawai'i	L 77-81
12/03	vs Western State (CO)	W 104-100
12/04	@ Southern Colorado	L 86-95
12/16	Minnesota Duluth	W 79-72
12/21	@ CS Dominguez Hills	L 56-74
12/22	@ CS San Bernardino	L 78-80
12/27	South Dakota	W 98-92 OT
12/30	Drury	W 85-81
12/31	Western State (CO)	W 108-73

Year-by-Year

01/06	Chaminade	W 115-73
01/08	Hawai'i-Hilo	W 92-86
01/14	@ Alaska Anchorage	L 75-100
01/15	@ Alaska Fairbanks	L 87-102
01/18	Western New Mexico	L 68-92
01/22	@ Eastern Montana	L 90-100
01/29	@ Seattle Pacific	L 55-76
02/04	@ Chaminade	L 89-101
02/05	@ Hawai'i-Hilo	L 73-82
02/10	Alaska Fairbanks	W 98-89
02/12	Alaska Anchorage	W 90-78
02/15	@ CS Northridge	L 84-95
02/19	Eastern Montana	W 87-66
02/22	@ Western New Mexico	L 69-86
02/26	Seattle Pacific	W 89-67
03/04	♣ vs Seattle Pacific	W 67-65
03/05	♣ @ Alaska Anchorage	W 72-67
03/08	★ vs San Francisco State	L 79-84 OT

♣ Pacific West Conference Tournament
★ NCAA West Regional
(Won 14, Lost 15, 6-6 Pacific West Conference)
(PacWest Tournament Champions)

Horacio Llamas



1994-95

11/18	Missouri-St. Louis	W 74-69
11/19	Jacksonville State	L 73-102
11/24	vs Southern Colorado	L 78-88
11/25	vs Montana State-Billings	L 84-108
11/26	vs Colorado Christian	L 78-89
12/02	vs Jacksonville State	L 79-85
12/03	vs West Georgia	W 79-75
12/10	Laverne	W 93-75
12/14	at Southern Colorado	W 75-72
12/16	@ Metro State	W 87-71
12/17	vs Missouri Western State	L 84-118
01/07	Pacific Christian	W 108-92
01/13	@ CS Los Angeles	W 72-71

01/14	@ CS Bakersfield	L 59-68
01/19	Cal Poly Pomona	W 84-66
01/21	CS Dominguez Hills	W 86-74
01/26	CS San Bernardino	L 81-89
01/28	UC Riverside	W 90-86
01/30	@ CS Northridge	W 88-82
02/04	CS Bakersfield	W 83-75
02/10	@ Cal Poly Pomona	W 80-71
02/11	@ CS Dominguez Hills	W 69-52
02/17	@ CS San Bernardino	L 90-108
02/18	@ UC Riverside	L 69-76
02/25	CS Los Angeles	W 77-75
03/03	♣ CS Bakersfield	W 86-78
03/04	♣ @ UC Riverside	W 72-62
03/07	★ UC Davis	L 88-92

♣ California Collegiate Athletic Association Tournament
★ NCAA West Regional
(Won 17, Lost 11, 8-4 CCAA)

1995-96

11/17	Tarleton State	W 89-71
11/18	North Dakota	W 85-71
11/20	Colorado Christian	W 106-68
11/24	Central Arkansas	W 95-87
11/25	Concordia (CA)	W 76-69
12/09	Black Hills State	W 69-67
12/15	CS Stanislaus	W 87-68
12/16	Clarke	W 106-59
12/20	vs Central Oklahoma	W 102-76
12/21	vs Washburn	L 79-80
12/28	Southwestern (KS)	W 104-73
01/06	The Master's	W 78-69
01/09	@ CS Northridge	W 78-67
01/11	Pacific Christian	W 106-54
01/13	Indiana-Purdue-IN	W 92-83
01/18	CS Los Angeles	W 77-55
01/20	CS Bakersfield	W 68-66
01/25	@ Cal Poly Pomona	W 78-76
01/27	@ CS Dominguez Hills	W 84-74
02/01	@ CS San Bernardino	W 93-88
02/03	@ UC Riverside	L 69-77
02/10	@ CS Bakersfield	W 59-57
02/15	Cal Poly Pomona	L 73-85
02/17	CS Dominguez Hills	L 80-86
02/22	CS San Bernardino	L 97-99
02/24	UC Riverside	W 86-78
03/02	@ CS Los Angeles	W 79-71
03/07	★ Alaska Anchorage	W 105-96
03/08	★ CS Bakersfield	L 65-71

★ NCAA West Regional
(Won 23, Lost 6, 8-4 CCAA)

1996-97

11/19	Arizona College of Bible	W 144-46
11/22	Western State (CO)	W 84-62
11/23	Southern Colorado	W 76-67
11/29	vs Fort Lewis	W 101-71
11/30	vs Southern Colorado	L 77-94

12/03	St. Thomas (MN)	W 81-55
12/07	Albertson (ID)	W 79-54
12/21	vs Moorhead St. (MN)	W 84-49
12/22	vs North Dakota	L 71-78
12/27	Emporia State (KS)	W 75-59
12/28	UC Davis	W 79-67
12/31	Anderson (IN)	W 84-54
01/04	St. Ambrose (IA)	W 75-59
01/10	Christian Heritage	W 63-47
01/16	CS San Bernardino	W 80-67
01/18	UC Riverside	W 78-67
01/23	@ CS Los Angeles	W 70-55
01/25	@ CS Bakersfield	L 55-57
01/30	@ Cal Poly Pomona	W 73-72
02/01	@ CS Dominguez Hills	W 63-56
02/08	@ UC Riverside	W 64-60
02/13	CS Los Angeles	L 61-63
02/15	CS Bakersfield	W 66-56
02/20	Cal Poly Pomona	L 51-54
02/22	CS Dominguez Hills	W 63-55
02/25	The Master's	W 77-71
03/01	@ CS San Bernardino	W 77-69
03/06	★ UC Davis	W 78-66
03/07	★ CS Bakersfield	L 70-80

★ NCAA West Regional
(Won 23, Lost 6, 9-3 CCAA)

1997-98

11/21	Albertson (ID)	W 75-64
11/22	The Master's	W 61-50
11/28	South Dakota State	L 56-66
11/29	Nebraska-Omaha	W 88-84 OT
12/05	vs North Dakota	W 76-72
12/06	@ UC Davis	L 67-73
12/12	Western Oregon	W 97-74
12/17	vs Missouri Western State	L 62-86
12/18	vs Tarleton State	W 87-85
12/19	Indiana-Purdue-IN	W 87-85
12/21	Western New Mexico	W 94-58
12/29	Western New Mexico	W 100-78
12/30	CS Hayward	W 94-65
01/03	@ Westmont	W 70-69 OT
01/15	CS San Bernardino	W 76-63
01/17	CS Bakersfield	L 70-81
01/22	@ Cal Poly Pomona	W 84-77
01/24	@ CS Dominguez Hills	L 60-70
01/29	@ CS Los Angeles	L 78-81
01/31	@ UC Riverside	L 68-70
02/07	@ CS Bakersfield	W 69-68
02/12	Cal Poly Pomona	L 69-78
02/14	CS Dominguez Hills	W 71-58
02/19	CS Los Angeles	W 67-47
02/21	UC Riverside	W 69-59
02/28	@ CS San Bernardino	L 62-79
03/05	★ CS Los Angeles	L 53-58

★ NCAA West Regional
(Won 17, Lost 10, 6-6 CCAA)

Year-by-Year

1998-99

11/20	Christian Heritage	W 83-67 OT
11/21	Regis	W 71-68
12/04	CS Dominguez Hills	W 62-61
12/05	CS Los Angeles	L 55-61
12/12	@ CS San Bernardino	W 68-65
12/13	@ UC Riverside	L 58-80
12/19	Chico State	W 76-65
12/21	UC Davis	L 63-67
12/28	New Hampshire	L 73-78
12/29	Western New Mexico	W 81-52
12/31	Alaska Anchorage	W 74-64
01/08	San Francisco State	W 68-35
01/09	Sonoma State	W 82-60
01/15	@ CS Bakersfield	L 57-85
01/16	@ CS Stanislaus	L 76-79
01/20	Cal Poly Pomona	W 108-60
01/23	@ Cal Poly Pomona	L 61-74
01/29	@ CS Dominguez Hills	W 72-66
01/30	@ CS Los Angeles	L 65-67
02/05	UC Riverside	L 66-73
02/06	CS San Bernardino	L 63-67
02/12	@ UC Davis	L 49-71
02/13	@ Chico State	W 62-54
02/19	@ San Francisco State	W 84-70
02/20	@ Sonoma State	W 69-65
02/26	CS Bakersfield	W 77-68
02/27	CS Stanislaus	W 87-80

(Won 16, Lost 11, 12-10 CCAA)

1999-00

11/19	@ Alaska Anchorage	L 61-90
11/20	@ Alaska Anchorage	L 49-64
11/26	St. Xavier	L 68-75
11/27	St. Martin's	W 83-68
12/03	@ CS Los Angeles	L 74-75
12/04	@ CS Dominguez Hills	L 65-74
12/11	CS San Bernardino	L 61-62
12/13	UC Riverside	W 66-60
12/18	@ Chico State	W 89-81 OT
12/19	@ UC Davis	W 58-51
12/29	Briar Cliff	W 66-61
12/30	Husson	W 65-61
12/31	Assumption	W 64-54
01/07	@ Sonoma State	W 91-76
01/08	@ San Francisco State	W 77-57
01/14	CS Stanislaus	W 75-65
01/15	CS Bakersfield	W 70-62 OT
01/19	@ Cal Poly Pomona	L 76-87
01/22	Cal Poly Pomona	W 73-71 OT
01/28	CS Dominguez Hills	W 71-55
01/29	CS Los Angeles	L 71-73
02/04	@ UC Riverside	L 67-68
02/05	@ CS San Bernardino	L 69-88
02/11	UC Davis	L 69-76
02/12	Chico State	W 80-77
02/18	San Francisco State	W 74-65
02/19	Sonoma State	L 64-77

02/25	@ CS Bakersfield	L 54-81
02/26	@ CS Stanislaus	L 85-98

(Won 15, Lost 14, 11-11 CCAA)

2000-01

11/17	Fresno Pacific	L 74-78
11/18	St. Xavier	L 74-91
12/08	@ Chico State	L 65-73
12/09	@ UC Davis	L 53-77
12/15	Sonoma State	W 70-66
12/16	San Francisco State	W 80-71
12/29	Transylvania University	L 79-83 OT
12/30	University of Findlay	L 77-84
01/05	@ CS Stanislaus	L 67-80
01/06	@ CS Bakersfield	L 62-67
01/12	@ CS San Bernardino	L 59-79
01/13	@ Cal Poly Pomona	L 56-80
01/19	CS Dominguez Hills	W 88-50
01/20	CS Los Angeles	L 55-70
01/24	UC San Diego	W 84-75
01/27	@ UC San Diego	W 74-66
02/02	UC Davis	L 78-87 OT
02/03	Chico State	L 83-84 OT
02/09	@ San Francisco State	W 79-60
02/10	@ Sonoma State	L 60-67
02/16	CS Bakersfield	L 67-75
02/17	CS Stanislaus	W 69-67
02/23	@ CS Los Angeles	L 59-69
02/24	@ CS Dominguez Hills	W 85-76
03/02	Cal Poly Pomona	W 68-64
03/03	CS San Bernardino	L 55-79

(Won 9, Lost 17, 9-13 CCAA)

2001-02

11/23	Fort Lewis	W 75-65
11/24	Central Arkansas	W 74-72
12/07	Sonoma State	L 84-92
12/08	San Francisco State	W 85-80 OT
12/14	CS Stanislaus	L 63-64
12/15	CS Bakersfield	L 57-81
12/27	Ferris State (MI)	L 69-71
12/28	Mesa State (CO)	L 75-82
12/31	Walsh	L 78-89
01/04	@ CS Dominguez Hills	W 72-66
01/05	@ CS Los Angeles	L 57-63
01/11	CS San Bernardino	L 65-68
01/12	Cal Poly Pomona	L 66-93
01/18	@ UC Davis	L 70-81
01/19	@ Chico State	W 85-77
01/23	@ UC San Diego	W 78-73
01/26	UC San Diego	L 72-76
02/01	@ Sonoma State	W 76-72
02/02	@ San Francisco State	L 73-80
02/08	@ CS Bakersfield	L 65-77
02/09	@ CS Stanislaus	W 82-81 OT
02/15	CS Los Angeles	L 74-76 OT
02/16	CS Dominguez Hills	L 77-85 OT
02/22	@ Cal Poly Pomona	L 69-86

02/23	@ CS San Bernardino	L 73-97
03/01	Chico State	W 108-105 OT
03/02	UC Davis	W 99-93

(Won 10, Lost 17, 8-14 CCAA)

2002-03

11/22	St. Xavier	L 69-75
11/23	U. of St. Thomas (MN)	L 70-79
12/04	@ UC San Diego	L 69-82
12/07	UC San Diego	W 87-70
12/17	Seattle University	W 78-77
12/28	Caldwell College	W 65-63
12/30	Concordia (CA)	L 69-74
01/03	CS Bakersfield	W 72-70
01/04	CS Stanislaus	W 70-62
01/10	@ CS Los Angeles	W 66-65
01/11	@ CS Dominguez Hills	L 71-73
01/17	Cal Poly Pomona	L 56-86
01/18	CS San Bernardino	L 48-74
01/24	UC Davis	L 68-79
01/25	Chico State	W 74-71
01/31	@ San Francisco State	L 71-75
02/01	@ Sonoma State	L 80-85 OT
02/07	@ CS Stanislaus	L 55-63
02/08	@ CS Bakersfield	L 63-76
02/14	CS Dominguez Hills	W 56-54
02/15	CS Los Angeles	W 58-54
02/21	@ CS San Bernardino	L 58-86
02/22	@ Cal Poly Pomona	L 56-63
02/28	@ Chico State	L 79-94
03/01	@ UC Davis	L 64-67
03/07	Sonoma State	L 75-83
03/08	San Francisco State	L 80-86

(Won 9, Lost 18, 7-15 CCAA)

2003-04

11/28	Westmont College	W 70-50
11/29	Fort Lewis	L 58-59
12/04	UC San Diego	L 78-82
12/11	Northwest Nazarene	L 57-60
12/13	@ UC San Diego	W 62-56
12/28	St. Anselm (NY)	L 71-83
12/30	Wayne State (NE)	L 63-79
01/02	@ CS Dominguez Hills	L 58-78
01/03	@ CS Los Angeles	L 43-61
01/09	CS San Bernardino	L 66-88
01/10	Cal Poly Pomona	L 55-74
01/16	Chico State	L 72-87
01/17	UC Davis	L 48-66
01/23	@ CS Bakersfield	L 59-79
01/24	@ CS Stanislaus	L 69-76
01/30	San Francisco State	W 61-59
01/31	Sonoma State	L 52-60
02/06	@ Sonoma State	L 59-68
02/07	@ San Francisco State	L 53-72
02/13	CS Stanislaus	L 51-79
02/14	CS Bakersfield	L 67-85
02/20	@ UC Davis	L 69-85

Year-by-Year

02/21 @ Chico State	L 50-93
02/27 CS Los Angeles	L 58-71
02/28 CS Dominguez Hills	L 70-74
03/05 @ Cal Poly Pomona	L 58-77
03/06 @ CS San Bernardino	L 69-90

(Won 3, Lost 24, 2-22 CCAA)

2004-05

11/19 @ Alaska Anchorage	W 70-66
11/20 vs Caldwell College	W 79-74
11/24 @ Chico State	L 70-84
11/26 @ Simpson University	W 90-60
11/27 @ CS Stanislaus	L 64-80
11/29 @ San Francisco State	W 71-51
12/03 @ Fresno State	L 53-63
12/04 vs South Florida	L 52-63
12/11 CS Stanislaus	W 78-75
12/14 Central Washington	W 79-61
12/15 Central Washington	L 80-97
12/18 Cal Poly Pomona	L 46-59
12/21 Chico State	L 68-73
12/28 Christian Brothers	L 64-84
12/30 Southern New Hampshire	L 68-75
01/01 Ft. Lewis	L 79-81
01/04 @ CS Bakersfield	L 75-83
01/12 CS Monterey Bay	L 55-66
01/14 Western New Mexico	W 75-67
01/18 San Francisco State	W 77-60
01/20 @ Southwestern College (AZ)	W 90-64
01/25 @ UC San Diego	L 64-78
02/01 @ Hope International	W 67-63
02/05 Chaminade	L 81-89
02/08 Southwestern College (AZ)	W 101-56
02/15 @ Utah Valley State	L 49-71
02/23 @ Western New Mexico	W 77-64
02/26 @ Chaminade	L 71-78
02/28 @ Hawai'i Pacific	W 62-54

(Won 13, Lost 16, NCAA Independent)

2005-06

11/15 Colorado-Colorado Springs	W 104-74
11/18 vs Western Oregon	L 87-88
11/19 @ Central Washington	W 93-88
11/25 UC San Diego	W 72-60
11/26 CS Monterey Bay	W 105-96
11/30 @ Colorado-CO Springs	W 100-68
12/02 vs Adams State	W 72-61
12/03 @ Fort Lewis	W 76-73
12/08 @ Western New Mexico	W 101-93
12/11 Hawai'i Pacific	W 87-77
12/13 CS Bakersfield	L 74-77
12/16 Vanguard University	W 103-92
12/29 CS San Bernardino	W 98-97
01/03 @ UC San Diego	L 91-94 OT
01/08 @ Notre Dame de Namur	W 96-83
01/10 @ San Francisco State	W 75-53
01/16 BYU-Hawai'i	W 81-68
01/21 Southwestern College (AZ)	W 110-65

01/24 @ CS Bakersfield	L 72-76
01/28 Chaminade	L 92-103
02/02 Western New Mexico	W 100-58
02/06 @ Southwestern College (AZ)	W 114-57
02/16 @ BYU-Hawai'i	L 110-116
02/18 @ Chaminade	L 107-114 OT
02/20 @ Hawai'i Pacific	L 98-104
02/25 Notre Dame de Namur	W 110-70
02/28 San Francisco State	W 69-60

(Won 19, Lost 8, NCAA Independent)

2006-07

11/15 @ Western New Mexico	L 75-82
11/20 UC San Diego	W 64-62 OT
11/24 vs St. Martin's	W 80-60
11/25 @ Western Washington	L 67-77
12/02 Western New Mexico	W 79-63
12/09 @ Dallas Baptist	W 78-64
12/16 @ CS San Bernardino	L 60-104
12/28 CS Dominguez Hills	L 69-70 OT
01/03 @ Hawai'i Pacific	W 54-49
01/04 @ Hawai'i Pacific	@ 58-50
01/06 @ BYU-Hawai'i	L 73-79
01/11 Southwestern College (AZ)	W 123-60
01/17 Hawai'i-Hilo	W 73-60
01/18 Hawai'i-Hilo	L 89-91
01/20 Chaminade	W 86-72
01/26 @ Notre Dame de Namur	W 83-77
01/27 @ Notre Dame de Namur	W 51-49
02/01 Dixie State College	L 81-90
02/07 BYU-Hawai'i	W 89-79
02/08 BYU-Hawai'i	W 78-67
02/10 Hawai'i Pacific	W 61-47
02/14 @ Chaminade	W 56-54
02/15 @ Chaminade	W 71-68
02/17 @ Hawai'i-Hilo	W 72-64
02/24 Dallas Baptist	W 98-61
03/02 Notre Dame de Namur	W 82-62
03/03 Notre Dame de Namur	W 80-68
03/09 ★ Seattle Pacific	W 87-65
03/10 ★ Humboldt State	L 81-95

★NCAA West Regional

(Won 21, Lost 8)

(13-2 Pacific West Conference Champs)

2007-08

11/17 @ New Mexico Highlands	W 91-48
11/24 UC San Diego	W 72-62
11/28 @ Western New Mexico	L 52-67
12/08 @ CS Dominguez Hills	L 59-68
12/15 vs Haskell College	W 105-69
12/22 Western New Mexico	W 82-67
12/29 Adams State	W 84-58
01/02 Hawai'i Pacific	W 73-68
01/03 Hawai'i Pacific	W 95-92 OT
01/05 BYU-Hawai'i	W 90-86
01/11 @ Dixie State College	L 66-77
01/12 @ Dixie State College	L 61-69

01/16 @ Chaminade	L 66-70
01/18 @ Hawai'i-Hilo	W 77-72
01/19 @ Hawai'i-Hilo	L 82-88
01/23 Hawai'i-Hilo	W 77-72
01/25 Chaminade	L 73-76
01/26 Chaminade	L 63-66
01/29 @ UC San Diego	L 52-62
02/06 Notre Dame de Namur	L 66-77
02/07 Notre Dame de Namur	W 74-67
02/09 Dixie State College	L 81-86
02/13 @ Hawai'i Pacific	L 78-85
02/15 @ BYU-Hawai'i	L 78-104
02/16 @ BYU-Hawai'i	L 70-74
02/19 Southwestern College (AZ)	W 105-66
02/23 @ Notre Dame de Namur	L 69-81

(Won 12, Lost 15, 6-12 PacWest)

2008-09

11/15 @ Western New Mexico	L 78-80
11/18 @ Azusa Pacific	L 52-93
11/22 CS Los Angeles	W 68-64
11/26 Fort Lewis	L 69-86
11/28 Academy of Art	W 94-57
11/29 CS Dominguez Hills	L 56-70
12/06 Western New Mexico	W 69-42
12/20 vs CS San Bernardino	W 76-71
12/21 vs UC San Diego	L 60-78
12/30 @ Adams State	W 76-64
01/02 @ Notre Dame de Namur	W 67-56
01/03 @ Notre Dame de Namur	L 68-69
01/09 Chaminade	L 89-92 2OT
01/20 Hawai'i-Hilo	W 84-81
01/22 Dixie State College	L 59-68
01/23 Dixie State College	W 78-64
01/28 Portland Bible College	W 85-79
01/31 @ Hawai'i-Hilo	W 82-71
02/03 @ Hawai'i Pacific	L 65-78
02/05 @ BYU-Hawai'i	L 81-101
02/07 @ Chaminade	L 65-68
02/11 Hawai'i Pacific	W 66-64
02/13 Notre Dame de Namur	W 61-52
02/14 Notre Dame de Namur	W 67-63
02/23 BYU-Hawai'i	L 71-86
03/05 @ Dixie State College	L 63-79
03/06 @ Dixie State College	L 60-69

(Won 13, Lost 14, 5-7 PacWest)

2009-10

10/30 ★Western Washington	L 70-94
10/31 ★San Francisco State	L 58-60
11/01 ★Kentucky Wesleyan	L 49-71
11/17 @ CSU Dominguez Hills	W 67-57
11/20 ★N. M. Highlands	L 74-81
11/21 @ Fort Lewis	L 52-92
11/24 Cal Baptist	W 53-48
11/27 ▼Saint Martin's	L 67-81
11/28 @ Western Washington	L 55-70
12/04 Saint Martin's	W 67-58

Year-by-Year

12/05	Western Washington	L 50-67
12/11	@ Alaska Fairbanks	W 77-72
12/12	♦Alaska Anchorage	L 38-67
12/19	@ Seattle Pacific	L 57-70
12/22	@ Cal State LA	W 47-44
01/02	Seattle Pacific	W 69-68
01/07	Chaminade	L 62-71
01/09	BYU-Hawai'i	L 64-69
01/14	@ Dominican	L 59-68
01/16	@ Notre Dame de Namur	W 72-55
01/18	@ Academy of Art	W 62-48
01/23	Notre Dame de Namur	W/60-41
01/30	Dixie State	W 82-80
02/06	@ Dixie State	L 68-78
02/14	@ Hawai'i Pacific	L 71-72
02/16	@ BYU-Hawai'i	L 65-99
02/18	@ Chaminade	W 78-58
02/20	@ Hawai'i at Hilo	W 67-61
02/25	Academy of Art	W 73-49
02/27	Dominican	W 67-55

03/04	Hawai'i Pacific	W 100-91 20T
03/06	Hawai'i at Hilo	W 70-65
♦Disney Classic		
♦@ Fort Lewis		
♥@ Western Washington		
♦@ Alaska Fairbanks		
(Won 16, Lost 16, 10-6 PacWest)		

2010-11

11/02	@ UNLV (exhibition)	L 66-90
11/05	@ Utah State (exhibition)	L 46-76
11/12	@ Utah	L 48-72
11/19	Minnesota-Duluth	W 72-54
11/20	St. Cloud State	W 71-65
11/26	Washburn	L 81-86
11/27	Seattle Pacific	L 68-79
12/03	★Central Washington	L 52-56
12/04	@Seattle Pacific	L 52-71
12/17	Simon Fraser	W 74-72
12/18	Montana State-Billings	W 77-57

12/30	Southwestern College	W 93-66
01/08	@ Dixie State	W 71-68
01/18	@ Notre Dame de Namur	W 83-70
01/20	@ Academy of Art	L 58-60
01/22	@ Dominican	W 68-60
01/27	Chaminade	W 66-57
01/29	BYU-Hawai'i	W 69-64
02/05	Dixie State	L 59-70
02/10	Academy of Art	W 76-62
02/12	Dominican	W 77-62
02/17	Hawai'i Pacific	W 74-57
02/19	Hawai'i at Hilo	L 66-69
02/21	Notre Dame de Namur	W 63-58
02/26	@ Hawai'i at Hilo	L 69-81
02/28	@ Chaminade	L 75-83
03/02	@ BYU-Hawai'i	L 77-98
03/05	@ Hawai'i Pacific	L 70-74
★@ Seattle Pacific		
(Won 14, Lost 12, 9-7 PacWest)		

2010-11 PacWest Standings

2010-11 STANDINGS	CONFERENCE		OVERALL			
	Record	Win %	Record	Win %	Last 10	Streak
Dixie State *	13-3	.812	22-7	.759	8-2	Lost 1
Chaminade *	13-3	.812	20-9	.690	8-2	Lost 1
BYU-Hawai'i	12-4	.750	22-9	.710	7-3	Lost 1
GRAND CANYON	9-7	.562	14-12	.538	4-6	Lost 4
Hawai'i Hilo	8-8	.500	16-11	.593	4-6	Lost 1
Hawai'i Pacific	7-9	.438	12-16	.429	4-6	Won 2
Notre Dame de Namur	4-12	.250	6-20	.231	3-7	Won 2
Dominican (CA)	4-12	.250	4-22	.154	4-6	Lost 1
Academy of Art	2-14	.125	5-21	.192	1-9	Lost 9

*PacWest Co-Champions / Dixie Earns NCAA Automatic Qualifier




The PacWest

Grand Canyon in the Postseason



1972-73	NAIA First Round	1988-89	NAIA First Round
1973-74	NAIA Second Round	1989-90	NAIA Second Round
1974-75	NAIA National Champions	1990-91	NAIA First Round
1975-76	NAIA Second Round	1991-92	NCAA West Region Third Round
1977-78	NAIA National Champions	1995-96	NCAA Second Round
1978-79	NAIA First Round	1996-97	NCAA Second Round
1979-80	NAIA First Round	1997-98	NCAA First Round
1987-88	NAIA National Champions	2006-07	NCAA Second Round

Grand Canyon's History of Hoops



1958-59


Three national championships and 16 national tournament appearances speak volumes of the accomplishments of the Grand Canyon University men's basketball program.

The first team stepped on the floor in 1949 and in nine years (1958-59 season) the program had an undefeated season. Under the tutelage of coach Dr. Dave Brazell, the 1958-59 team went 20-0.

It is still the only basketball team to go unbeaten. It averaged 82.4 points per game and beat opponents by an average of nearly 19 points per game.

Sixteen years later, Grand Canyon won the first of three championships in the National Association of Intercollegiate Athletics. The 1974-75 and 1977-78 clubs were coached by Ben Lindsey. The 1987-88 title team was mentored by Paul Westphal.

The team went to the NAIA tournament 11 times from 1973 to 1991. In 1992, Canyon went to its first NCAA tournament. Its other NCAA tournament bids came in 1996, 1997, 1998 and 2007.



1977-78



1974-75

Bayard Forrest, who later went on to play for the Phoenix Suns, led Grand Canyon to the 1975 title, a 65-64 win over Midwestern State. The team won its final 12 games and Forrest was a three-time NAIA first-team All-American. During his time at Grand Canyon, the Antelopes went 104-18.

The 1978 team finished 30-3 (the same record as the first national championship squad), and though it beat Kearney State 79-75 in the final, it was the route that made the title memorable. In the quarterfinals, after five overtimes, Grand Canyon beat Central State 88-82.

In 1988 and in front of an ESPN national broadcast audience, Grand Canyon hoisted its third NAIA banner. An 88-86 win over Auburn University-Montgomery finished off a 37-6 season and senior guard Rodney Johns was named the tournament MVP.



1987-88

All-Time Series vs. Opponents



Kyle Speed

Abilene Christian University, TX	1-0	BYU-Hawai'i	6-11	Dominican University of California	3-1
Academy of Art University, CA	4-1	Caldwell College, NJ	2-0	Drury College, MO	3-2
Adams State College, CO	11-11	California Baptist College	53-8	East Central University, OK	1-0
Alaska-Anchorage, Univ. of	8-5	California Baptist College, Covina	10-1	East Texas State University	1-0
Alaska-Fairbanks, Univ. of	5-1	California Lutheran College	13-7	East Stroudsburg University, PA	1-0
Albertson College, ID	4-0	Cal Poly State Univ., Pomona	15-17	Eastern Arizona Community College	5-23
Albuquerque, University of	2-1	Cal State Univ., Bakersfield	10-19	Eastern Michigan University	0-1
Alcorn State University, MS	1-0	Cal State Univ., Chico	9-7	Eastern New Mexico University	26-11
Ambassador College, CA	3-0	Cal State Univ., Dominguez Hills	29-23	Emporia State University, KS	2-1
Anderson University, IN	1-0	Cal State Univ., Hayward	1-0	Findlay, University of, OH	0-1
Arizona Christian University	7-0	Cal State Univ., Los Angeles	14-17	Ferris State, MI	0-1
Arizona College of the Bible	1-0	Cal State Univ., Monterey Bay	1-1	Florida International University	1-0
Arizona, University of	0-4	Cal State Univ., Northridge	2-3	Fort Huachuca, AZ	1-0
Arizona, University of (Freshmen)	2-4	Cal State Univ., Sacramento	1-1	Fort Hays State University, KS	3-1
Arizona State University	0-1	Cal State Univ., Stanislaus	11-8	Fort Lewis College, CO	24-16
Arizona State University (Freshmen)	3-8	Cal State Univ., San Bernardino	7-17	Fresno Pacific University, CA	3-1
Artesia College, CO	3-1	California Davis, Univ. of	4-12	Fresno State	0-1
Assumption College, MA	1-0	California Irvine, Univ. of	2-0	Greenville College, IL	2-0
Athletes In Action	1-2	California Riverside, Univ. of	18-11	Harmon McFarland, AZ (AAU)	1-0
Auburn University-Montgomery, AL	1-0	California San Diego, Univ. of	10-7	Haskell College, AZ	1-0
Augustana College, IL	0-1	California Western College	2-0	Hastings College, NE	1-0
Azusa Pacific University, CA	5-9	Cameron University, OK	0-2	Hawai'i-Hilo, University of	12-5
Bethany College, KS	1-0	Catawba College, NC	1-0	Hawai'i Pacific University	11-5
Biola University, CA	10-8	Central Arkansas, University of	2-0	Hope International, CA	1-0
Black Hills State, SD	1-0	Central Methodist College, MO	1-0	Humboldt State	0-1
Briar Cliff College, IA	2-0	Central Oklahoma, University of	1-1	Husson College, ME	1-0
		Central State University, OH	2-0	Illinois Wesleyan University	1-0
		Central Washington	2-2	Imperial Valley College, CA	4-0
		Chaminade University, HI	10-12	Indiana Penn University	0-1
		Chapman University, CA	4-4	Indiana U.-Purdue U.-Indianapolis	2-0
		Christian Brothers	0-1	Jacksonville State University, FL	0-2
		Christian Heritage College, CA	8-2	Kansas State University	0-1
		Claremont College, CA	3-1	Kentucky Wesleyan	0-1
		Claremont-Mudd University, CA	2-0	Langston University, OK	2-1
		Clarion University, PA	0-1	LaVerne, University of, CA	24-6
		Clarke College, IA	1-0	Lewis and Clark College, OR	1-0
		Colorado Christian University	2-1	Litchfield Naval Air Station, AZ	1-0
		Colorado-Colorado Springs	2-0	Los Angeles Pacific College	4-0
		Colorado School of Mines	8-0	Lubbock Christian University, TX	4-1
		Concordia College, NE	3-1	Luke Air Force Base, AZ	12-7
		Concordia Lutheran College, TX	1-0	Marymount College, KS	0-1
		Concordia University, CA	1-0	The Master's College, CA	20-0
		Cumberland College, KY	1-0	Mesa State College, CO	14-4
		Dallas Baptist	2-0	Metropolitan State College, CO	2-1
		Dallas, University of	1-0	Millikin University, IL	1-0
		Davis-Monthan Air Force Base	6-5	Mid-America Nazarene College, KS	1-0
		Denver, University of	1-0	Midwestern State University, TX	1-0
		Dixie State College	3-9	Minnesota-Duluth, University of	2-0
		Doane College, NE	1-0	Minot State University, ND	1-0

All-Time Series vs. Opponents



Brad Carroll

Missouri-Kansas City, Univ. of	2-0	Norton Air Force Base, CA	1-0	Southern New Hampshire	0-1
Missouri-Rolla, Univ. of	1-0	Notre Dame, College of, CA	1-0	Southern Illinois Univ.-Edwardsville	1-0
Missouri-St. Louis, Univ. of	1-0	Notre Dame de Namur	14-3	Southern Nazarene University, OK	3-0
Missouri Western State College	0-2	Occidental College, CA	13-0	Southern Utah University	36-15
Montana State Univ.-Billings	5-2	Oklahoma City University	2-0	Southwestern College, KS	1-0
Moorhead State, MN	1-0	Olivet Nazarene College, IL	1-0	Southwestern College, MO	1-0
Nebraska Wesleyan University	1-0	Orange State College, CA	0-1	Southwestern Missouri State Univ.	0-2
Nebraska-Kearney, Univ. of	3-0	Oral Roberts University, OK	0-2	St. Cloud State University	1-0
Nebraska-Omaha, Univ. of	1-0	Ottawa University, KS	1-0	Sul Ross State University, TX	2-0
Nellis Air Force Base, NV	1-0	Pacific Christian College, CA	5-0	Tabor College, KS	1-0
Nevada-Las Vegas, Univ. of	3-2	Pacific Lutheran University, WA	1-0	Tarleton State University, TX	2-0
Newberry College, SC	0-1	Palo Verde College, CA	10-2	Texas College	1-0
New Hampshire College	0-1	Panhandle State University, OK	2-1	Texas Lutheran College	1-0
New Mexico Highlands University	25-11	Pasadena College, CA	6-8	Texas Wesleyan College	1-1
New Mexico Military Institute	1-1	Phoenix College	4-7	Transylvania University, KY	0-1
New Mexico State University	0-1	Point Loma Nazarene College, CA	24-13	U.S. International University, CA	4-0
New Mexico, University of	0-2	Pomona College, CA	2-1	Upland College, CA	2-0
North Central College, IL	1-0	Pomona-Pitzer College, CA	2-0	Utah, University of	0-1
North Dakota, University of	2-1	Portland Bible College	1-0	Utah Valley State	0-1
North Park College, IL	1-0	Puget Sound, University of, WA	1-1	Virginia State University	1-0
Northern Arizona University	14-30	Rider College, NJ	1-0	Vanguard University	1-0
Northern Arizona Univ. (Freshmen)	2-8	Regis University, CO	2-1	Walker Air Force Base	0-1
Northern Montana College	2-0	Rockhurst College, MO	1-0	Walsh College OH	0-1
Northwest Nazarene College, ID	1-2	Rockmont College, CO	1-0	Washburn University, KS	0-2
Northwestern Oklahoma State Univ.	0-1	St. Ambrose University, IA	1-0	Wassuk College, NV	1-0
Northwestern University, IA	1-0	St. Anselm, NY	0-1	Wayland Baptist University, TX	2-4
		St. Joseph's College, NM	4-9	Wayne State, NE	0-1
		St. Martin's, WA	3-1	Waynesburg College, PA	1-0
		St. Mary's College, TX	1-0	Weber State College UT	0-1
		St. Thomas, College of, MN	12-3	West Coast Christian College CA	1-0
		St. Xavier University, IL	1-3	West Georgia College	0-1
		San Bernardino College, CA	0-1	West Texas A&M University	0-1
		San Diego State University, CA	1-0	Western State College, CO	13-5
		San Diego, University of, CA	10-8	Western Montana College	2-1
		San Fernando State College, CA	1-0	Western New Mexico University	39-37
		San Francisco, University of	0-1	Western Oregon University	1-1
		San Francisco State University	13-6	Western Washington University	0-5
		Santa Fe, College of, NM	32-19	Westminster College, UT	3-0
		Seattle University	1-0	Westmont College, CA	8-8
		Seattle Pacific University	9-6	Wheaton College, IL	1-0
		Simon Fraser University	1-0	Whittier College, CA	1-0
		Simpson University	1-0	Willamette University, OR	1-0
		Sonoma State University, CA	7-7	Williams Air Force Base, AZ	11-5
		South Carolina-Spartanburg, Univ. of	0-1	William Jewell College, MO	1-1
		South Dakota, University of	1-0	Winona State University, MN	0-1
		South Dakota State University	0-1	Wisconsin-Oshkosh, Univ. of	1-0
		South Florida	0-1	Wisconsin-Parkside, Univ. of	1-0
		Southern California College	14-2	Wisconsin-Stevens Point, Univ. of	1-0
		Southern Colorado, University of	8-4	Yuma Air Force Base, AZ	1-0

All-Time Letterwinners

A

Acker, Joe	1970-71
Adeyemi, Dabi Yato	2006-07
Akre, Ron	1986-88
Alexander, Bobby	1996-97
Alexander, T.A.	1981-82
Allen, Jerry	1996-98
Allen, Virgil	1980-81
Allison, Joey	1989-91
Alonzo, Noe	2004-06
Alvarado, Andy	1973-74
Amoaku, Kwaku	1998-00
Anfinson, Dave	1959-61, 62-63
Archbold, Kenny	1994-97
Arvisu, Ray	1977-79
Aycock, Lloyd	1959-62

B

Babcock, David	1978-79
Babcock, Rob	1970-74
Bacon, Richard	1975-79
Baird, Bill	1958-59
Baker, Charlie	1952-56
Baker, Doug	1955-59
Baker, Kweli	1999-01
Baker, L.E. "Sharky"	1952-54
Baker, Randy	1954-55
Baker, Robin	1978-80
Barfield, Larry	1964-65
Barnes, Daryl	1958-59
Barnes, John	1949-50
Barnes, Paul	1951-52
Barnes, Richard	1953-54
Barnett, Andre	1991-92
Barquin, Bill	1996-98
Bartzis, Pete	1978-79
Barwick, Tommy	1957-58
Bateman, Wayne	1965-67
Baxter, Rod	1971-73
Benion, David	1979-80
Benson, T.J.	2009-10
Bisbee, Chuck	1955-59
Blake, Jack	1959-60
Boatright, Mike	1980-84
Bogan, Rudy	2006-08
Bonham, Dale	1959-60
Bretz, Gary	1971-73
Brewer, Gerry	1962-64
Briscoe, Chad	1991-93
Brower, Tim	1979-80
Brown, Garrett	2002-03
Brown, Phil	1963-65
Brumback, Everett	1949-50
Burdette, Scott	1973-75
Burnside, Joe	1968-70
Bush, Steve	1963-64
Buzzard, Bob	1961-62
Byron, Rudy	1997-98

C

Campbell, Joe	1978-79
Capriotti, James	1994-95
Carlile, Jim	1966-67
Carranza, Frank	2002-04
Carroll, Brad	2009-
Carter, Billy	1982-84
Carter, Jim	1954-57
Carter, Londen	2007-09
Carter, Maurice	1990-92
Cathey, Curtis	1994-95
Cecil, Dave	1984-85
Chambers, Shansan	2006-07, 08-09
Chaney, Tariq	1999-00
Chase, Bob	1969-71
Chin, Marques	1999-01
Churchill, Jeff	1976-80
Collins, Jim	1969-71
Conner, Jerry	1960-62
Cordova, Joe	1962-63
Corley, Bob	1966-67
Corley, Guy	1994-96
Costello, Chris	2000-01
Craig, Larry	1982-83
Craig, Les	1975-76
Crain, Johnny	1957-58
Creech, Dave	1961-62
Crow, Jerry	1954-55
Cuen, Dave	2008-09
Cuen, Eric	2008-09
Currier, Travis	2009-

D

Dahlberg, Jeremy	2003-04
DaLessio, Ron	1987-88
Daniels, Arthur	1999-02
Darrington, Craig	1971-73
Daugherty, Kevin	2008-09
Davis, Bob	1949-53
Davis, Prileu	2004-05
Davis, Rich	2005-07
Davis, Rick	1983-85
Dawson, Ed	1976-78
Daye, Mike	2003-05
Dean, Howard	1954-58
Dean, T.C.	1956-59
Deines, Bob	1957-59
Dempster, Brandon	2007-09
Dobrzanski, Jovian	2000-02
Dollar, Lee	1966-67
Doughty, Cramer	2009-10
Duliakas, Brandon	2009-10
Duncan, Tony	1979-81
Dunse, Steve	1971-74
Dyer, Mark	1987-90

E

Edmonds, Prince	1997-99
Edwards, Andre	1989-90

Ellsworth, Drew	2004-05
Embry, Tom	1960-61
Enge, Robert	1987-89
Ernst, Gary	1968-70
Eshelman, Don	1955-57
Everett, David	1971-76
Eymann, Chris	1992-94

F

Farmer, Stan	1968-70
Farrell, Charlie	1978-80
Faver, Fred	1961-62
Fearen, Ray	1982-83
Fetters, Micah	2010-
Finney, Tyrone	1994-96
Foote, Ernie	1965-68



Forrest, Bayard	1972-76
Forrest, Dan	1950-54
Forrest, Jon	1973-77
Forrest, Nelson	1949-51, 53-55
Forrest, Truett	1972-76
Fossum, John "Dub"	1962-66
Foster, Alyx	2009-10
Frank, Noel	1960-62
Franklin, Jim	1953-55
French, Bill	1963-65
Fudge, Jeff	1985-86

G

Gagnon, Duane	1965-69
Gaines, Cliff	1989-91
Gallagher, Bob	1985-88
Gantt, Bobby	1985-86
Garcia, Ralph	1950-51
Gardner, Jack	1950-52
Garner, Dante	2001-03
Gast, Keith	1969-71
Geer, Nathan	1994-96
Geerders, Gijs	1989-90

All-Time Letterwinners

George, Bill	1956-58
Gilbert, Archie	1956-57
Gilchrist, Wayne	1980-82
Gillette, Tony	1992-93, 1996-97
Gilliam, Gary	1960-63
Gillis, Bryan	1982-83
Glenn, Andray	2005-08
Golleher, Michael	2008-09
Gonzales, David	2006-08
Gonzales, Josh	1994-96
Goodere, Justin	1998-00
Gorraiz, Pete	1951-54
Gottlieb, Dan	1999-01
Graves, John	1983-84
Graves, Ricky	1984-85
Gray, Bob	1956-57
Gray, Brian	1980-82
Green, Curtis	2003-05
Greene, Devon	2006-07
Greene, Mike	1986-87
Greer, Bert	1950-54
Greer, Ricky	2003-05
Grindatto, Jean-Marc	1983-85
Grothaus, Mike	2004-08
Gutierrez, Fredy	1993-94

H

Haddow, Mike	1973-75
Hall, Andre	1997-99
Hall, George	1976-78
Hall, Nelson	1985-86
Hall, Royce	2003-04
Hamilton, Danny	1983-84
Hanley, Terry	1962-66
Hansen, Nathan	1995-98
Harris, Sean	2001-03
Harrison, Toby	1981-82
Harrison, Wayne	1974-77
Hayes, Chester	1990-94
Hegler, Bill	1956-59
Helton, Eugene	1971-73
Helton, J.C.	1965-68
Henderson, Reggy	1984-85
Henige, Bob	1985-88
Herrington, Hank	1977-79
Hersha, Derek	1995-97
Hester, Seneca	1998-99
Hightower, Rodney	1973-75
Hill, Bob	1952-56
Hill, Dane	2008-09
Hines, Don	1993-94
Hodo, Dewan	1983-84
Holm, George	1975-77
Holt, Dennis	1966-67
Holthaus, Todd	1991-93
Hopewell, Allen	1968-69
Hutchinson, Tom	1980-81
Hudgens, Trent	1992-94

Hunter, Brian	2002-04
---------------	---------

I

Inman, Spencer	1998-00
Irvine, Jim	1970-74

J

Jackson, Olint	1951-52
Jackson, Mickey	1956-57
Jackson, Ray	1977-79, 82-83, 84-85
Jackson, Roger	1963-65
Jakes, Dave	1963-64
James, Darrell	1984-87
Jannssen, John	2000-03
Johns, Rodney	1986-88
Johnson, Chris	2010-
Johnson, Craig	1987-89
Johnson, Davin	1997-98
Johnson, Mike	1989-92
Johnson, W. Estevan	1993-94
Johnston, Jim	1961-62, 63-64
Jones, Carlton	1967-69
Jones, Derek	1989-91
Jones, Dormin	1983-84
Jones, Elliot "Dinky"	1982-83
Jones, John	1990-91, 92-93
Jones, Steve	1988-90
Joyce, James	1975-76

K

Kanis, Brad	2007-08
Karre, Milee	2005-09
Karuletwa, Jack	1993-94
Kay, Wickey	1954-55
Kelley, Mel	1995-96
Key, Damon	1999-00
Kennedy, Kevin	1984-85
King, Leland	1985-86
Knight, Steve	1960-61
Knighton, Touré	1997-01
Knox, Al	1953-55
Kopke, Jerry	1955-56
Kovacic, Emilio	1987-88
Kulovitz, Bob	1982-83
Kyle, Anthony	1992-93

L

Lamb, Terry	1979-81
Langford, Eric	1994-96
Lansman, Gary	1972-73
Lawal, Abidemi	1977-78
Lawson, Glen	1950-51
Layne, Charles	1967-68
Leach, Ken	1959-60
Lebeck, Ken	1985-86
Ledbetter, Mart	1973-74
Ledbetter, Mike	1987-89
Lee, Bryan	2003-07
Lewis, Ron	1964-68
Lindsey, Ben	1959-62

Llamas, Horacio	1994-96
Lloyd, Jackson	1970-71
Lopez, Dave	1967-68
Lopez, Mario	1988-89
Luster, Rick	1972-74

M

Makinde, Ladi	2006-08
Manning, Vincent	1991-93
Marks, Ramon	1992-94
Martin, Dan	1976-77
Martin, Harry	1958-62
Mattson, Gary	1957-61
Mayberry, Rob	1981-82
McConnell, Cameron	2007-08
McCormick, Charles	1968-69, 70-71
McCormick, Charlie	1979-81
McCowan, Lee	1999-00
McDaniel, David	1989-90
McFerrin, Ted	1980-81
McGlothlin, Roger	1968-69
McGough, Byron	1951-53
McGovern, Sean	1991-92
McIver, Scott	1980-82
McKinney, Anthony	1981-83
McKinney, Rhon	1990-91
Mead, Randy	1982-83, 84-85
Meeks, Elbert	1992-94
Menefee, Jerry	1950-54
Merkel, Steve	1968-69
Miller, Dow	1949-50
Miller, Evert	1960-61
Miller, Zach	1999-00
Mitchell, Cleveland	1985-86
Mitchell, Dwain	1970-71
Mohammed, Caliph	2002-04, 2005-06
Monteverde, Rodrigo	1984-86
Mooney, Anthony	1995-96
Moore, Blake	2008-09
Moorer, Chuck	1976-78
Mora, Justin	1997-99
Morgan, Cecil	1951-52
Morin, Steven	2009-
Morrison, Kent	1954-55
Morrison, Ty	2007-08
Moss, Kerry	1991-92
Moss-Kelly, Steve	1999-00
Motsinger, Tom	1985-86
Mullins, Kenny	1999-01
Murphy, Glenn	1949-50
Murphy, Jim	1966-68
Murphy, Mark	1996-97
Musser, Skyler	2006-07

N

Neill, Aaron	1993-94
Nelson, Cooper	2009-11
Nelson, James	1966-68
Nelson, Ryan	2004-06

All-Time Letterwinners

Newendyke, Paul 2010-11
 Newman, Ronnie 2001-03
 Newsom, Damien 2001-02
 Ngoundjo, Gaby 2009-11
 Nichols, Chad 1992-93
 Nikolaus, D.L. 1965-66
 Nikolaus, Gerald 1965-67
 Nite, Ted 1968-70
 Nix, Paul 1960-63
 Noble, Bobby 1993-95
 Norris, Al 1992-93
 Nurumbi, Engen 2008-09

O

Oates, Jeff 1984-85
 Odeh, Maen 2004-05
 Odhiambo, Joseph 1988-91
 Offerman, Brent 1956-58
 O'Guinn, Michael 1995-97
 Oliphant, Blair 1987-89
 Oliver, Mike 1999-00
 Ondigo, Joshua 1988-92
 Osborne, Mike 1974-78
 Otis, Kelvin 1997-99

P

Pappas, James 1977-79
 Pappas, Steve 1974-76
 Parrish, Brad 1983-84
 Payne, Richard 1967-68
 Payne, Wayman 1981-82
 Peoples (King), Darrell 1991-93
 Pettaway, Jason 2004-05
Pickrel, Braylon 2010-
 Pile, Allen 1963-65
 Pittman, Carter 1981-83
 Pitts, Denford 1949-50
 Plaisier, Mark 2005-06
 Polk, Willie 1977-79
 Polk, Will, Jr. 2002-03, 06-07
 Poole, Duane 1975-77
 Pope, Dana 1992-94
 Powell, Carl 1981-83
 Prettyman, Leigh 1969-70
 Price, Bill 1976-80
 Prock, Dan 1967-68
 Pyers, Jim 1979-83

Q

Quay, Bob 1951-52

R

Ramirez, Tareq 2005-06
 Ramos, Marco 2009-10
 Reed, Larry 1995-97
 Reno, Mike 1970-71
 Rice, Jim 1967-71
 Ricketts, Mike 1979-81
 Riggins, Jabari 2000-04
 Rising, Melvin 1952-56
 Rissi, John 1979-81

Robbins, Barrett 2010-
 Roberts, Jerry 1955-56
 Robinette, Clarence 1950-54
 Rock, Jim 1957-58
 Rogers, Denny 1980-81
 Ross, Gerald 1978-80
 Ross, Joe 1951-52
 Rucker, George 1985-86

S

Santa Cruz, Rudy 1971-73
 Schmidt, Dan 1974-76
 Scipo, Ron 1983-84
 Scott, Nate 1997-99
 Scroggins, Cecil 1985-87
 Self, Delbert 1957-58
 Seamster, Alvin "Buddy" 1951-55
 Senitza, Rick 1968-70
 Shannon, Quincy 1998-00
 Shikles, Don 1976-77
 Shipp, Ed 1956-60
 Shirley, Jim 1962-63
 Showers, Mark 1983-85
 Shuey, Tom 1993-95
 Simmons, Shelton 1994-97
 Singleton, Ron 1986-87
 Slade, George 1977-78, 79-80
 Smith, Sonny 2005-06
 Somers, Del 2001-03
 Sorrensen, Lew 1955-58
 South, Lynn 1962-66
 Speckman, Joel 1991-93
Speed, Kyle 2010-
 Staples, Cornell 1982-84
 Starkey, O.H. 1949-50
 Stevenson, Kevin 2004-05
 Steward, Anthony 1989-90
 Stewart, Murphy 2001-03
 Stoglin, James 1984-85
 Stokes, Nate 1976-78
 Stout, Bob 1974-76
 Stringer, H.K. 1949-51
 Stroman, Terrance 2002-03
 Stromvall, Jason 2005-07
 Sullivan, Bill 1965-68
 Swain, Emil 2004-05
 Swenton, Matt 2000-01
 Swindle, Larry 1963-64
 Swinford, Mike 1968-70

T

Tackett, Ron 1958-59
 Tadema, Cliff 1974-75
 Taylor, Charlie 1961-62
 Taylor, Eric 1988-91
 Tchatchoua, Rony 2009-11
 Teague, Bernie 1971-72
 Thomas, Ken 1957-61
 Thompson, Dwaine 1993-94
 Thompson, Orin 1960-61

Thompson, Richard 1964-65
 Tidmore, Maynard 1959-62
 Traylor, Jack 1968-69
 Trevino, Rod 1988-89
 Tripp, Homer 1975-76
 Tucker, Kevin 1983-85
 Turner, Doug 1958-60
 Turner, Eddie 1999-02
 Turner, Milt 1967-68

U

Upton, Greg 1968-71

V

Vanderploeg, Steve 1972-75
 Vaughn, Mike 1988-89
 Vinson, Joe 1992-93
 Vujas, Mike 1969-70

W

Wadell, Ron 1966-67
 Wahlstrom, David 1994-95
 Walker, Tom 1949-50
 Walton, Michael 1983-84
 Ward, Gary 1985-87
 Ware, Gary 1987-88
 Warren, Bo 1962-66
 Warren, Kevin 1984-86
 Watson, Bob 1949-50
 Weaver, Joe 1963-64
 Webb, Brian 2001-02
 Welch, Mike 1981-82
 Wells, Scott 1983-84
Wesolowski, Justin 2009-
 Wesson, Jim 1956-57
 Wheeler, Mark 1988-89
 White, Darius 1992-93
 Whitmer, Roy 1957-58
 Wilcox, Earl 1969-70, 72-73
 Wildenborg, Ethan 1992-93
 Williams, Bryan 1983-84
 Williams, Chris 1986-87
 Williams, Danl 1987-89
 Williams, Dave 1959-60
 Williams, John 1996-97
 Williford, Darryl 1988-90
 Winters, Bill 1954-55
Witherill, Nick 2009-
 Wolf, Greg 1972-73
 Woods, Maurice 1985-86
 Wyatt, James 1964-66
 Wynn, Fletcher 2010-11

Y


Yokley, Dawaine 1986-87
 Young, Danny 1985-87
 Youngbloom, Jim 1957-58

Z

Zuniga, Enrique 1997-99

Bold denotes current player


Grand Canyon to Grand Stage



Bayard Forrest became the first Antelope to go from Grand Canyon University to the NBA. He played for the Phoenix Suns from 1977-1979. Forrest played in 139 regular-season games and 15 playoff games before retiring in 1980 with a back injury. He averaged 4.1 points and 4.1 rebounds, logging 15.3 minutes per game in his two seasons with the Suns. The Suns made a playoff appearance each season Forrest was in the NBA.


Forrest was a member of Grand Canyon's team from 1972-1976, and still has his name atop many of the school records. His 2,195 career points and 1,544 career rebounds have been untouchable since his departure from campus in 1976. Forrest also has the career marks in field goals made and free throws made. In addition to his career rebound record, he holds three of the top five rebounding season total high marks, his school-record 420 set in the 1972-73 season when he was a freshman. In 1974-75, Forrest helped lead the 'Lopes to their first of three NAIA National Championships. He was a three-time NAIA First-Team All-American from 1974-76.

The Forrest tradition continued at GCU with his youngest daughter Mandy attending the school on a volleyball scholarship. Mandy was a four-year volleyball letterwinner, and in 2003 earned First Team All-California Collegiate Athletic Association honors.




John Shumate had a five-year career in the NBA with the Buffalo Braves, Phoenix Suns, Detroit Pistons, Houston Rockets, San Antonio Spurs and Seattle SuperSonics. He averaged 12.3 points and 7.5 rebounds in his NBA career. He was named to the NBA all-rookie squad in 1975-76.

A college player at Notre Dame, Shumate coached at Grand Canyon University from 1983-1986, compiling a 58-33 record that included two trips to the postseason. Shumate also served as an assistant coach at Notre Dame for two seasons prior to taking the GCU job and two seasons after leaving GCU. Following his second stint as assistant coach at Notre Dame, Shumate was named head coach at Southern Methodist University in 1988. He then returned to the NBA as an assistant coach with the Toronto Raptors in 1995. In 1998, he joined the Suns' Community Relations staff before being named a Suns' college scout in 2001. In 2003, Shumate coached the Phoenix Mercury of the WNBA. In 2004, he returned to the Suns' staff as a college scout.




Horacio Llamas joined Bay Forrest as the second Antelope to jump to the NBA ranks as a player. He was a member of the Phoenix Suns from 1996-1998. Llamas became the First Mexican-born player to play in the NBA. Llamas hailed from El Rosrio Sinaloa, Mexico. He played in 28 games over his two-year NBA career, seeing time in 20 games during the 1997-1998 season.

Llamas was a two-year letterwinner at GCU from 1994-96. During his senior year, Llamas earned *Basketball Times* Division II Player of the Year honors, in addition to being named a First Team All-American. Llamas holds two blocked-shot records at GCU, and had 172 in his two years. His 106 blocks in a season and 10 in a game remain as school bests. Llamas earned First-Team All-CCAA honors twice and was MVP of the CCAA Tournament in 1995. He currently plays for the Pioneros de Quintana Roo in the Mexican Basketball League, Liga Nacional de Baloncesto Profesional, in Cancun, Mexico.



Paul Westphal enjoyed a 12-year NBA career with the Boston Celtics, Phoenix Suns, New York Knicks and Seattle SuperSonics (he was a five-time All-Star) before joining GCU as the head coach of the basketball program in 1986. In two years as head coach at GCU, Westphal went 63-18 and won the NAIA National Championship in 1988. In 1993, Westphal was named head coach of the Phoenix Suns. The Suns went 62-20 his first season, losing to the Chicago Bulls in the NBA Finals.

Prior to this season, Westphal had coached seven seasons in the NBA, compiling a 267-159 record for a .626 winning percentage with the Suns and SuperSonics. Westphal coached at Pepperdine University from 2001-06, guiding the Waves to an overall 76-72 mark (.514). In 2007, he was named as an assistant coach with the Dallas Mavericks. He currently is the head coach of the Sacramento Kings.



Ben Lindsey, GCU's all-time winningest coach, coached the USA Men's Basketball Olympic Festival West Team in 1978. Lindsey's teams went 317-137 (.698) from 1965-81 at Grand Canyon University. His Antelope teams won two NAIA national championships, going 30-3 each year in 1974-75 and 1977-78. His Grand Canyon team's run to the 1978 national title featured an 88-82, five-overtime win over Central State in the NAIA quarterfinals. In 2010, he was enshrined into the GCU Hall of Fame.

GCU Athletic Facilities

► **GCU Soccer Field** is the home of both the men's and women's soccer programs.



◀ **Brazell Stadium** is the home of the GCU baseball team and is named after legendary coach Dave Brazell, the founder and developer of the program and the head coach for one of the program's NAIA national titles.

► **Stapleton-Pierson Stadium** is the home of the GCU softball program. It is named for former athletic director John Pierson and former baseball coach Dave Stapleton in honor of their efforts and determination in building the facility.





About Grand Canyon University: A Premier Private University in Arizona

Since 1949, Grand Canyon University has been a premier private university in Arizona, helping students find their purpose and achieve their potential through landing the career of their dreams, advancing their career, and changing careers. As a Christian university, GCU also encourages students to find their purpose in Christ, with an emphasis on applying Christian values and ethics to the workplace.

With a growing campus, located in the heart of Phoenix, this private university offers its students many amenities such as an Olympic-sized, heated pool, two new dorm buildings and a new state-of-the-art student recreation center. Also, the new 5,000-seat GCU Arena as well as dining facility with a bowling alley in the basement have recently been completed.

In addition to the traditional campus, GCU offers online programs that allow you to be in any location, studying at any time of day or night you choose, while still enjoying the close connection with your classmates and instructor via online discussions. It's the perfect solution for those seeking the flexibility online classes offer.

Unlike exclusively online universities, our programs are supported with the integrity and prestige of a traditional campus. As an online student at Grand Canyon University, you're joining a community

of dedicated faculty, staff and students who care about your success. The prestigious, private university is regionally accredited and consistently ranked among the top colleges offering online courses by noteworthy sources including *Fortune Small Business, Technology & Learning* magazine, Fox.com, Online Education Database (OEDb) and more.

GCU's quality academic programs, offered through our colleges, provide the essential knowledge and skills needed to be effective in today's complex business world. Grand Canyon University offers online and campus-based degree programs through the Ken Blanchard College of Business, College of Education, College of Nursing, College of Arts and Science, College of Fine Arts and Production and College of Doctoral Studies. As a leading private university in Arizona, GCU emphasizes individual attention for both traditional undergraduate students as well as the working professional.



Things are different in the desert. The sky is bigger. The stars are brighter. The sunsets stop you in your tracks.

It's a feeling that can't be conjured, landscaped or kindled with twinkling bulbs. John Ford knew that. So did Frank Lloyd Wright. Come to greater Phoenix and you'll understand, too.



America's sixth-largest city still has real cowboys and rugged mountains and the kind of cactus most people see only in cartoons. Phoenix is the gateway to the Grand Canyon, and its history is a testament to the spirit of puebloans, ranchers, miners and visionaries.

Projected against this rich backdrop is a panorama of urban sophistication: Resorts and spas that drop jaws and soothe souls. Stadiums and arenas worthy of the world's biggest sports spectacles. Restaurants with inspired cuisine and inspiring patio views. Golf courses that beckon players the year round. Shopping centers as stylish and eclectic as the fashions they house.

This is Greater Phoenix – Arizona's urban heart and America's sunniest metropolis.

There's always a game happening in Phoenix, which is home to five professional teams – and the fans that support them.

The **Arizona Diamondbacks** (MLB) play in Chase Field, while the **Phoenix Suns** (NBA) and **Phoenix Mercury** (WNBA) run the court in US Airways Center, and with both venues downtown, getting around is easy.

The **Arizona Cardinals** (NFL) and **Phoenix Coyotes** (NHL) play at University of Phoenix Stadium and Jobing.com Arena, respectively, and they are neighbors in the West Valley.

Phoenix also hosts major sporting events every year, including:

- The Waste Management Phoenix Open is the most well-attended tournament on the PGA Tour. The biggest names in golf play the tournament every year at the TPC Scottsdale in early February.
- The Cactus League Spring Training showcases 15 teams within miles of each other, so you can see the biggest names in the MLB up-close. Sit in readily available stadium or lawn seats and have the chance to get your memorabilia signed by your favorite player. The Cactus League lasts the month of March each year.
- The **NASCAR series** comes to town twice a year, with the Subway Fresh Fit 500 in February and the Kobalt Tools 500 in November. Fans pour into Phoenix International Raceway to catch a glimpse of their favorite drivers.
- The Fiesta Bowl is played at the beginning of every January as part of the **BCS series**. The surrounding festivities include a parade and block party at Tempe Town Lake every New Year's Eve.

"Photography: Courtesy Greater Phoenix CVB".

Administration



Brent Richardson joined Grand Canyon University in 2004 as CEO and was named to his current position in July 2008. Prior to joining the University, he served as the CEO of Masters Online, LLC, a company that provided online educational programs and marketing services to several regionally- and nationally-accredited universities.

Prior to 2000, Richardson served as director of sales and marketing and later general manager of the Educational Division of Private Networks, a company that produced customized distance-learning curricula for the healthcare and automotive industries. He has more than 20 years of experience in the education industry. He earned his Bachelor of Science degree in finance from Eastern Illinois University.



Brian Mueller has his hand in just about every aspect of this growing organization's success. He joined Grand Canyon University in July 2008 to usher in a new era for the institution – from an entrepreneurial venture to a market-supported public company. Of utmost importance in this transition was maintaining the core of the University – the ground campus – and revitalizing programs that are important to the traditional college experience.

A fixture at GCU athletic events, Mueller's passion for sports (particularly basketball) has driven a renaissance of GCU's sports programs. His experience as a university professor, high school basketball coach, alumnus of a private university and his Christian faith help guide his leadership of Grand Canyon. Since he took the helm of the institution, GCU has undergone a major campus expansion including a 5,000-seat performance center, recruited a highly-regarded NCAA Division I basketball coach and has re-introduced popular programs such as the College of Fine Arts, a program that was a part of GCU's 60-year heritage.



▼ ADMINISTRATION



Keith Baker
Director of Athletics



Ruth Ann Gardner
Assistant Athletic Director/
Senior Women's Advisor



Dan Nichols
Assistant Athletic Director



Mike McNally
Assistant Athletic Director/
Media Relations



Joshua Meyer
Compliance Coordinator



Andy Stankiewicz
Head Coach
Baseball

▼ HEAD COACHES



Trent May
Head Coach
Basketball (W)



Kim Sims
Head Coach
Cross Country (M/W)



Paul Purtzer
Director of Golf
Head Coach Golf (M)



Don Powers
Head Coach
Golf (W)



Manny Rapkin
Head Coach
Lacrosse (M)



Petar Draksin
Head Coach
Soccer (M)



Stevie Gill
Head Coach
Soccer (W)



Ann Pierson
Head Coach
Softball



Steve Schaffer
Head Coach
Swimming/Aquatics (M/W)



Randy Bellah
Director
Swimming/Aquatics (M/W)



Greg Prudhomme
Head Coach
Tennis (M/W)



Tom Flood
Head Coach
Track & Field (M/W)

▼ SPORTS INFORMATION



Jeremy Price
Head Coach
Volleyball (M)



Kris Naber
Head Coach
Volleyball (W)



R.C. LaHaye
Head Coach
Wrestling



Steve Heath
Assistant
Sports Information Director



Brooke Baker
Graduate Assistant