



ARCH
EDNESS

TICKET PUNCHED
2021

TAVDOS



RE
YOU
EADY



2021-22 MEDIA GUIDE





OCT 30	WESTERN NEW MEXICO
NOV 9	GRAMBLING STATE
NOV 12	NORTH FLORIDA
NOV 17	PRAIRIE VIEW A&M
NOV 22	WYOMING
NOV 24	LIFE PACIFIC (CALIF.)
NOV 27	AT PEPPERDINE
NOV 29	AT LOYOLA MARYMOUNT
DEC 2	UTSA
DEC 4	MISSISSIPPI VALLEY STATE
DEC 9	AT ARIZONA STATE
DEC 11	OTTAWA (ARIZ.)
DEC 18	VS SAN FRANCISCO
DEC 21	AT NEVADA
DEC 30	CHICAGO STATE
JAN 6	AT UT RIO GRANDE VALLEY
JAN 8	AT LAMAR
JAN 13	ABILENE CHRISTIAN
JAN 15	TARLETON
JAN 20	AT STEPHEN F. AUSTIN
JAN 22	AT SAM HOUSTON
JAN 29	AT NEW MEXICO STATE
FEB 3	SEATTLE U
FEB 5	CALIFORNIA BAPTIST
FEB 10	AT UTAH VALLEY
FEB 12	AT DIXIE STATE
FEB 16	AT CALIFORNIA BAPTIST
FEB 19	NEW MEXICO STATE
FEB 23	AT CHICAGO STATE
FEB 26	SAM HOUSTON
MAR 3	UTAH VALLEY
MAR 5	DIXIE STATE

» TABLE OF CONTENTS

OUTLOOK

Quick facts	6
Opponent capsules	8
Schedule	16
Season preview	18

REVIEW

Season review	22
All-conference selections	25
Statistics	26
Game capsules	30
Conference rewind	34

MEET THE LOPES

Roster	36
Broadcast roster	37
Coaching staff	38
Player bios	52

THIS IS GCU

GCU Arena	88
Jerry Colangelo	90
Havocs	92
Nike partnership	94
Practice facility	95
Broadcasting	96
Facilities	98
About the University	100
Brand standards	102

HISTORY & RECORDS

Year by year	104
Game by game	114
Individual honors	135
All-time roster and stats	136
Lopes in the pros	146
Records	150
Postseason	156
Head coaches	166
National champions	168

16

2021-22 SCHEDULE

22

2020-21 RECAP

36

LOPES ROSTER

38

COACHING STAFF

52

PLAYER BIOS

150

PROGRAM RECORDS

CREDITS

The 2021-22 Grand Canyon University Men's Basketball Media Guide was produced by the GCU Athletic Communications office with a special thanks to previous record keepers.

PHOTOGRAPHY

David Kadlubowski



PHOENIX, ARIZONA



OUTLOOK

REVIEW

TEAM

THIS IS GCU

HISTORY

» MEDIA PROTOCOLS

TO THE MEDIA

The Grand Canyon Athletics Department is served by a communications office staff that works diligently to promote the individual and team accomplishments of student-athletes, coaches and staff. The office members handle all sport and department communications and media relations needs, and are happy to serve the working media in any way possible. Our staff will fulfill all reasonable requests.

Men's basketball contact:

Josh Hauser, josh.hauser@gcu.edu

Physical address:

3300 West Camelback Road, Phoenix, AZ 85017

Arena location:

33rd Avenue & Camelback Road

Parking:

Available in 33rd Ave. garage

Enter at Camelback Road & 33rd Avenue, follow gate attendant instructions.

CREDENTIALS

All members of the office follow the guidelines set forth by the NCAA and the Western Athletic Conference (WAC) in governing the issuance of credentials. All credential requests should be submitted to the sport contacts.

INTERVIEW REQUESTS

When making interview requests through the communications office, please allow at least 24 hours notice. If the time requested with a student-athlete or coach is longer than normal (for interview, photography or videography purposes), more advance notice will help ensure that your request will be handled efficiently.

All interviews with student-athletes will take place at designated times around practice schedules or during scheduled press conferences. Out-of-town media wishing to interview GCU student-athletes should also contact the communications office with their requests. Home and cell phone numbers for players will not be provided and players are instructed not to accept calls from media without prior notice from the communications office. Please do not contact a player or coach without scheduling the interview through the communications office.

E-MAIL

Releases, game notes and advisories are e-mailed to media that cover GCU on a regular basis. Media wishing to be added to the e-mail list for a particular sport should contact the communications representative responsible for that sport.

ONLINE

Updated bios, notes, rosters, schedules, statistics, quotes, etc., will be available throughout the season for every sport on GCU Lopes.com. Specific information not readily available on the website may be available through the communications office. Please contact the sport representative with your request.

INJURY INFORMATION

Grand Canyon University athletics will abide by HIPAA - a federal privacy act with regard to the release of injury information. GCU student-athletes will be required to sign a waiver before their injury information is released to the media. If the athlete chooses to withhold that information, GCU officials will be restricted to informing the media members of playing status only.

HOME GAME MEDIA SERVICES

- Pregame notes packets
- Pregame starters and post-game statistics
- A running play-by-play
- Game programs (upon request)
- Statistical monitors are provided to TV and radio broadcasts based on availability. The media is encouraged to follow live statistics online through StatBroadcast (GCUstats.com).

NOTE: Many services traditionally made available to media covering GCU men's basketball may not be available during the 2021-22 season due to the ongoing COVID-19 pandemic. Please contact josh.hauser@gcu.edu with any questions.



OUTLOOK

GCU



OUTLOOK » QUICK FACTS

UNIVERSITY

School	Grand Canyon University
Location	Phoenix, Ariz.
Founded	1949
Enrollment	23,500
President	Brian Mueller
V.P. of Athletics	Jamie Boggs
Faculty representative	Claude Pensis
Affiliation	NCAA Division I
Nickname	Lopes
Mascot	Thunder
Colors	Purple (Pantone 267 C), black & white
Conference	Western Athletic Conference (WAC)
Athletics website	www.GCULopes.com

BASKETBALL FACILITY

Facility	GCU Arena (7,000)
Record at GCU Arena	130-34 (.793)
Division I era	100-32 (.758)
Arena opened	2011

COACHING STAFF

Head coach	Bryce Drew (2nd)
Alma mater	Valparaiso, 1998
Overall record	181-115 (.611)
GCU record	17-7 (.708)
Assistant coach	Jamall Walker (2nd)
Alma mater	Saint Louis, 1999
Assistant coach	Ed Schilling (2nd)
Alma mater	Miami (OH), 1988
Assistant coach	Casey Shaw (2nd)
Alma mater	Toledo, 1998
Director of Player Development	Ryne Lightfoot (2nd)
Director of Video	Peyton Prudhomme (2nd)
Director of Recruiting	Kylen Butler (1st)
Graduate Manager	Ethan Cisneros (5th)

PROGRAM HISTORY

First season	1949-50
All-Time record	1,217-764 (.614)
Division I	153-96 (.614)
WAC	76-40 (.655)
D-I conference titles (RS / Tournament)	1 / 1
D-I NCAA Tournament appearances	2021
National championships (NAIA)	3

COMMUNICATIONS

Men's basketball contact	Josh Hauser
Email	josh.hauser@gcu.edu
Secondary contact	Jerob Moon
Email	jerob.moon2@gcu.edu
Twitter	@GCU_MBB
Instagram	@gcu_mbb
Media center	GCU Lopes.com/MBBmedia

2020-21 IN REVIEW

Overall record	17-7 (.708)
WAC record	9-3 (.750)
Home	10-3 (.769)
Away	5-1 (.833)
Neutral	2-3 (.400)

2021-22 TEAM INFO

Letterwinners returning / lost	9 / 6
Starters returning / lost	2 / 3
Redshirts returning	0
Newcomers (freshmen / transfers)	8 (3 / 5)

PERSONNEL

KEY RETURNERS

Pos.	Name	Yr.	PTS	REB	AST	STL	MIN
G	Jovan Blacksher Jr.*	Jr.	12.0	3.7	5.4	1.6	32.3
F	Gabe McGlothan	Jr.	6.1	5.3	0.6	0.3	16.8

KEY LOSSES

Pos.	Name	PTS	REB	AST	REASON
C	Asbjørn Midtgaard*	14.2	9.7	0.7	Graduation
F	Alessandro Lever*	13.3	5.4	1.7	Graduation
G	Mikey Dixon	8.3	2.0	1.3	Graduate transfer













* received All-WAC recognition

BY THE NUMBERS














OPPONENTS		GCU	
62.1	POINTS	>>	75.5
75.5	POINTS ALLOWED	>>	62.1
- 13.4	MARGIN	>>	+ 13.4
38.3	FG PCT.	>>	48.8
48.8	FG PCT. DEFENSE	>>	38.3
29.5	3PT PCT.	>>	32.9
70.8	FT PCT.	>>	68.4
30.4	REBOUNDS	>>	39.9
10.0	ASSISTS	>>	16.3
11.6	TURNOVERS	<<	12.8
5.8	STEALS	<<	4.8
2.1	BLOCKS	>>	3.0

2021-22 OPPONENTS

CONFERENCE

	Opponent	2020-21 Record	All-time Series	Last Year	Games at GCU	Games at Opp.
	Abilene Christian	24-5	2-0	--	1-0	--
	California Baptist	13-10	61-10	1-1	35-5	26-5
	Chicago State	0-9	12-2	--	6-1	6-1
	Dixie State	8-13	6-12	2-0	3-5	3-7
	Lamar	10-18	1-0	1-1	--	--
	New Mexico State	12-8	5-15	3-0	4-5	0-8
	Sam Houston	19-9	0-0	--	--	--
	Seattle U	12-11	15-4	2-1	7-1	6-3
	Stephen F. Austin	16-5	0-0	--	--	--
	Tarleton	10-10	4-0	2-0	1-0	2-0
	UT Rio Grande Valley	9-10	10-4	--	5-2	5-2
	Utah Valley	11-11	11-8	1-1	6-3	3-5
OVERALL		161-126 (.561)				

NONCONFERENCE

	Opponent	Conference	2020-21 Record	All-time Series	Last Met	Games at GCU	Games at Opp.
	Arizona State	Pac-12	11-14	0-2	Dec. 13, 2020	0-1	0-1
	Grambling State	SWAC	12-12	2-0	Nov. 25, 2020	2-0	--
	Life Pacific (Calif.)	NAIA (GSAC)	4-10	0-0	--	--	--
	Loyola Marymount	West Coast	13-9	0-1	Nov. 8, 2013	--	--
	Mississippi Valley State	SWAC	2-22	5-0	Dec. 1, 2020	5-0	--
	Nevada	Mountain West	16-10	1-1	Dec. 11, 2020	1-0	--
	North Florida	Atlantic Sun	8-15	0-0	--	--	--
	Ottawa (Ariz.)	NAIA (GSAC)	13-6	0-0	--	--	--
	Pepperdine	West Coast	15-12	0-0	--	--	--
	Prairie View A&M	SWAC	16-5	0-0	--	--	--
	San Francisco	West Coast	11-14	0-2	Dec. 20, 2020	--	0-1
	UTSA	Conference USA	15-11	0-0	--	--	--
	Wyoming	Mountain West	14-11	0-0	--	--	--
OVERALL			150-151 (.498)			shading denotes location of 2021-22 game(s)	

OUTLOOK

REVIEW

TEAM

THIS IS GCU

HISTORY

OUTLOOK » NONCONFERENCE OPPONENTS



WESTERN NEW MEXICO MUSTANGS

NAIA

0 Saturday, Oct. 30 at 6 p.m. | Phoenix, Ariz. (exhibition)

Location	Silver City, N.M.
2020-21 record (conf.)	0-11 (0-0)
Postseason	--
Head coach	Zane Gibson (2nd)
Record at school	0-11
Career record	same
Home venue (capacity)	WNMU Fieldhouse (1,000)
GCU record in series	41-37
Home / away / neutral	28-11 / 11-22 / 2-4
Last matchup	11/16/2013 in Phoenix (W 91-41)
Communications contact	Scott Noble
Email	scott.noble@wnmu.edu
Phone	(575) 538-6234
Twitter / Website	@WNMU_MBB / WNMUMustangs.com



GRAMBLING STATE TIGERS

SOUTHWESTERN ATHLETIC

1 Tuesday, Nov. 9 at 7 p.m. | Phoenix, Ariz.

Location	Grambling, La.
2020-21 record (conf.)	12-12 (9-6)
Postseason	SWAC Tournament (0-1)
Head coach	Donte' Jackson (5th)
Record at school	63-58 (.521)
Career record	175-116 (.601)
Home venue (capacity)	Fredrick C. Hobdy Assembly Center (7,500)
GCU record in series	2-0
Home / away / neutral	2-0 / -- / --
Last matchup	11/25/2020 in Phoenix (W 69-53)
Communications contact	Brian Howard
Email	howardb@gram.edu
Phone	(318) 274-2341
Twitter / Website	@gmensbasketball / GSUTigers.com



NORTH FLORIDA OSPREYS

ATLANTIC SUN

2 Friday, Nov. 12 at 7 p.m. | Phoenix, Ariz.

Location	Jacksonville, Fla.
2020-21 record (conf.)	8-15 (6-6)
Postseason	--
Head coach	Matthew Driscoll (12th)
Record at school	192-194 (.497)
Career record	same
Home venue (capacity)	UNF Arena (6,300)
GCU record in series	--
Home / away / neutral	-- / -- / --
Last matchup	--
Communications contact	Brian Morgan
Email	b.morgan@unf.edu
Phone	(904) 620-4027
Twitter / Website	@OspreyMBB / UNFOspreys.com




PRAIRIE VIEW A&M PANTHERS

SOUTHWESTERN ATHLETIC

3 Wednesday, Nov. 17 at 7 p.m. | Phoenix, Ariz.

Location	Prairie View, Texas
2020-21 record (conf.)	16-5 (13-0)
Postseason	SWAC Tournament (2-1)
Head coach	Byron Smith (6th)
Record at school	90-74 (.549)
Career record	same
Home venue (capacity)	William J. Nicks Building (5,000)
GCU record in series	--
Home / away / neutral	-- / -- / --
Last matchup	--
Communications contact	LaTonia Thirston
Email	ldthirston@pvamu.edu
Phone	(936) 261-9106
Twitter / Website	@PVAMU_MBB / PVPanthers.com




WYOMING COWBOYS

MOUNTAIN WEST

4 Monday, Nov. 22 at 7 p.m. | Phoenix, Ariz.

Location	Laramie, Wyo.
2020-21 record (conf.)	14-11 (7-9)
Postseason	--
Head coach	Jeff Linder (2nd)
Record at school	14-11 (.560)
Career record	94-61 (.606)
Home venue (capacity)	Arena Auditorium (11,612)
GCU record in series	--
Home / away / neutral	--/--/--
Last matchup	--
Communications contact	Nick Seeman
Email	nseeman@uwyo.edu
Phone	(612) 741-0550
Twitter / Website	@wyo_mbb / GoWyo.com




LIFE PACIFIC WARRIORS

NAIA - GSAC

5 Wednesday, Nov. 24 at 6 p.m. | Phoenix, Ariz.

Location	San Dimas, Calif.
2020-21 record (conf.)	4-10 (1-9)
Postseason	--
Head coach	Tim Cook (6th)
Record at school	55-52 (.514)
Career record	80-100 (.444)
Home venue (capacity)	Mehl Court (--)
GCU record in series	--
Home / away / neutral	--/--/--
Last matchup	--
Communications contact	Brandon Kinard
Email	bkinard@lifepacific.edu
Phone	(909) 599-5433
Twitter / Website	@LPUWarriors / LPUWarriors.com




PEPPERDINE WAVES

WEST COAST

6 Saturday, Nov. 27 at 4 p.m. MST | Malibu, Calif.

Location	Malibu, Calif.
2020-21 record (conf.)	15-11 (7-6)
Postseason	College Basketball Invitational (3-0)
Head coach	Lorenzo Romar (4th this stint, 7th overall)
Record at school	89-90 (.497)
Career record	437-331 (.569)
Home venue (capacity)	Firestone Fieldhouse (3,104)
GCU record in series	--
Home / away / neutral	--/--/--
Last matchup	--
Communications contact	Roger Horne
Email	roger.horne@pepperdine.edu
Phone	(310) 506-4455
Twitter / Website	@PeppBasketball / PepperdineWaves.com



LOYOLA MARYMOUNT LIONS

WEST COAST

7 Monday, Nov. 29 at 8 p.m. MST | Los Angeles, Calif.

Location	Los Angeles, Calif.
2020-21 record (conf.)	13-9 (7-5)
Postseason	West Coast Tournament (1-1)
Head coach	Stan Johnson (2nd)
Record at school	13-9 (.591)
Career record	same
Home venue (capacity)	Gersten Pavilion (4,156)
GCU record in series	0-1
Home / away / neutral	--/0-1/--
Last matchup	11/8/2013 in San Diego (L 78-75)
Communications contact	Matthew Lerman
Email	mberman@lmu.edu
Phone	(310) 338-7768
Twitter / Website	@lmlionsMBB / LMULions.com

OUTLOOK » NONCONFERENCE OPPONENTS



UTSA ROADRUNNERS

CONFERENCE USA

8 Thursday, Dec. 2 at 7 p.m. | Phoenix, Ariz.

Location	San Antonio, Texas
2020-21 record (conf.)	15-11 (9-7)
Postseason	Conference USA Tournament (1-1)
Head coach	Steve Henson (6th)
Record at school	79-79 (.500)
Career record	same
Home venue (capacity)	Convocation Center (2,650)
GCU record in series	--
Home / away / neutral	-- / -- / --
Last matchup	--
Communications contact	Brent Ingram
Email	brent.ingram@utsa.edu
Phone	(210) 245-8651
Twitter / Website	@UTSAmbb / GoUTSA.com



MISSISSIPPI VALLEY STATE DELTA DEVILS

SOUTHWESTERN ATHLETIC

9 Saturday, Dec. 4 at 6 p.m. | Phoenix, Ariz.

Location	Itta Bena, Miss.
2020-21 record (conf.)	2-22 (2-13)
Postseason	SWAC Tournament (0-1)
Head coach	Lindsey Hunter (3rd)
Record at school	5-49 (.093)
Career record	same
Home venue (capacity)	Harrison HPER Complex (6,000)
GCU record in series	5-0
Home / away / neutral	5-0 / -- / --
Last matchup	12/1/2020 in Phoenix (W 88-49)
Communications contact	Demetrius Howse
Email	dhowse@mvsu.edu
Phone	(662) 254-3011
Twitter / Website	@MVSUBASKETBALL / MVSUSports.com



ARIZONA STATE SUN DEVILS

PAC-12

10 Thursday, Dec. 9 at 7:30 p.m. | Tempe, Ariz.

Location	Tempe, Ariz.
2020-21 record (conf.)	11-14 (7-10)
Postseason	Pac-12 Tournament (1-1)
Head coach	Bobby Hurley (7th)
Record at school	104-83 (.556)
Career record	42-20 (.677)
Home venue (capacity)	Desert Financial Arena (14,298)
GCU record in series	0-2
Home / away / neutral	0-1 / 0-1 / --
Last matchup	12/13/2020 in Phoenix (L 71-70)
Communications contact	Doug Tammaro
Email	Tammaro@asu.edu
Phone	(480) 734-7795
Twitter / Website	@SunDevilHoops / TheSunDevils.com



OTTAWA SPIRIT

NAIA - GSAC

11 Saturday, Dec. 11 at 6 p.m. | Phoenix, Ariz.

Location	Surprise, Ariz.
2020-21 record (conf.)	13-6 (6-4)
Postseason	NCAA Championships (2-1)
Head coach	Matt Keeley (5th)
Record at school	44-59 (.427)
Career record	same
Home venue (capacity)	Faith Arena (1,000)
GCU record in series	--
Home / away / neutral	-- / -- / --
Last matchup	--
Communications contact	Josh Fisher
Email	josh.fisher@ottawa.edu
Phone	(623) 233-7550
Twitter / Website	@OUAZMBB / OUAZSpirit.com



**SAN FRANCISCO
DONS**
WEST COAST

12 Saturday, Dec. 18 at 5:30 p.m. | Phoenix, Ariz. (Footprint Center)

Location	San Francisco, Calif.
2020-21 record (conf.)	11-14 (4-9)
Postseason	West Coast Tournament (1-1)
Head coach	Todd Golden (3rd)
Record at school	33-26 (.559)
Career record	same
Home venue (capacity)	War Memorial at the Sobrato Center (3,006)
GCU record in series	0-2
Home / away / neutral	-- / 0-1 / 0-1
Last matchup	12/20/2020 in Las Vegas (L 68-65)
Communications contact	Matt Fontenot
Email	mfontenot@usfca.edu
Phone	(925) 878-5701
Twitter / Website	@USFDonsMBB / USFDons.com



**NEVADA
WOLF PACK**
MOUNTAIN WEST

13 Tuesday, Dec. 21 at 8 p.m. MST | Reno, Nev.

Location	Reno, Nev.
2020-21 record (conf.)	16-10 (10-7)
Postseason	Mountain West Tournament (1-1)
Head coach	Steve Alford (3rd)
Record at school	35-22 (.614)
Career record	622-320 (.660)
Home venue (capacity)	Lawlor Events Center (11,536)
GCU record in series	1-1
Home / away / neutral	1-0 / -- / 0-1
Last matchup	12/11/2020 in Phoenix (W 87-77)
Communications contact	Aaron Juarez
Email	aaronjuarez@unr.edu
Phone	(208) 982-0040
Twitter / Website	@NevadaHoops / NevadaWolfPack.com

OUTLOOK

REVIEW

TEAM

THIS IS GCU

HISTORY

OUTLOOK » CONFERENCE OPPONENTS



CHICAGO STATE COUGARS

14 Thursday, Dec. 30 at 6 p.m. | Phoenix, Ariz.
28 Wednesday, Feb. 23 at 6 p.m. MST | Chicago, Ill.

Location	Chicago, Ill.
2020-21 record (conf.)	0-9 (--)
Postseason	--
Head coach	Gerad Gillion (1st)
Record at school	--
Career record	--
Home venue (capacity)	Jones Convocation Center (7,000)
GCU record in series	12-2
Home / away / neutral	6-1 / 6-1 / --
Last matchup	2/15/2020 in Phoenix (W 71-47)
Communications contact	Jim Christman
Email	jchris24@csu.edu
Phone	(773) 995-3768
Twitter / Website	@ChicagoStateMBB / GoCSUCougars.com



UT RIO GRANDE VALLEY VAQUEROS

15 Thursday, Jan. 6 at 6 p.m. MST | Edinburg, Texas

Location	Edinburg, Texas
2020-21 record (conf.)	9-10 (2-5)
Postseason	--
Head coach	Matt Figger (1st)
Record at school	--
Career record	76-51 (.598)
Home venue (capacity)	UTRGV Fieldhouse (2,500)
GCU record in series	10-4
Home / away / neutral	5-2 / 5-2 / --
Last matchup	2/29/2020 in Phoenix (L 88-80)
Communications contact	Jonah Goldberg
Email	jonah.goldberg@utrgv.edu
Phone	(956) 665-2240
Twitter / Website	@UTRGV_MBB / GoUTRGV.com



LAMAR CARDINALS

16 Saturday, Jan. 8 at 2 p.m. MST | Beaumont, Texas

Location	Beaumont, Texas
2020-21 record (conf.)	10-18 (6-10)
Postseason	Southland Tournament (2-1)
Head coach	Alvin Brooks (1st)
Record at school	--
Career record	54-84 (.391)
Home venue (capacity)	Montagne Center (9,567)
GCU record in series	1-0
Home / away / neutral	-- / -- / 1-0
Last matchup	11/23/2013 in Salt Lake City (W 78-69)
Communications contact	James Dixon
Email	james.dixon@lamar.edu
Phone	(409) 880-8329
Twitter / Website	@LamarMBB / LamarCardinals.com



ABILENE CHRISTIAN WILDCATS

17 Thursday, Jan. 13 at 7 p.m. | Phoenix, Ariz.

Location	Abilene, Texas
2020-21 record (conf.)	24-5 (13-2)
Postseason	NCAA Tournament (1-1)
Head coach	Brette Tanner (1st)
Record at school	--
Career record	--
Home venue (capacity)	Teague Center (temporary)
GCU record in series	2-0
Home / away / neutral	1-0 / -- / 1-0
Last matchup	12/28/2014 in Phoenix (W 83-81)
Communications contact	Cassie Kelley
Email	cassie.kelley@acu.edu
Phone	(325) 674-6171
Twitter / Website	@ACU_MBB / ACUSports.com



TARLETON TEXANS

18 Saturday, Jan. 15 at 6 p.m. | Phoenix, Ariz.

Location	Stephenville, Texas
2020-21 record (conf.)	10-10 (5-7)
Postseason	--
Head coach	Billy Gillispie (2nd)
Record at school	10-10 (.500)
Career record	158-118 (.572)
Home venue (capacity)	Wisdom Gym (2,400)
GCU record in series	4-0
Home / away / neutral	1-0 / 2-0 / 1-0
Last matchup	1/9/2021 in Stephenville (W 59-48)
Communications contact	Nate Bural
Email	bural@tarleton.edu
Phone	(254) 968-1802
Twitter / Website	@TarletonMBB / TarletonSports.com



STEPHEN F. AUSTIN LUMBERJACKS

19 Thursday, Jan. 20 at 5:30 p.m. MST | Nacogdoches, Texas

Location	Nacogdoches, Texas
2020-21 record (conf.)	16-5 (12-3)
Postseason	--
Head coach	Kyle Keller (6th)
Record at school	44-45 (.494)
Career record	same
Home venue (capacity)	Johnson Coliseum (7,203)
GCU record in series	--
Home / away / neutral	-- / -- / --
Last matchup	--
Communications contact	Kevin Meyer
Email	meyerkt@sfasu.edu
Phone	(936) 468-7106
Twitter / Website	@SFA_MBB / SFAJacks.com



SAM HOUSTON BEARKATS

20 Saturday, Jan. 22 at 1 p.m. MST | Huntsville, Texas

29 Saturday, Feb. 26 at 6 p.m. | Phoenix, Ariz.

Location	Huntsville, Texas
2020-21 record (conf.)	19-9 (13-3)
Postseason	Southland Tournament (0-1)
Head coach	Jason Hooten (12th)
Record at school	216-147 (.595)
Career record	same
Home venue (capacity)	Johnson Coliseum (6,100)
GCU record in series	--
Home / away / neutral	-- / -- / --
Last matchup	--
Communications contact	Shannon Carrico
Email	shan.carrico@shsu.edu
Phone	(936) 294-2692
Twitter / Website	@BearkatsMBB / GoBearkats.com



NEW MEXICO STATE AGGIES

21 Saturday, Jan. 29 at 7 p.m. | Las Cruces, N.M.

27 Saturday, Feb. 19 at 6 p.m. | Phoenix, Ariz.

Location	Las Cruces, N.M.
2020-21 record (conf.)	12-8 (7-6)
Postseason	WAC Tournament (2-1)
Head coach	Chris Jans (5th)
Record at school	95-25 (.792)
Career record	116-37 (.758)
Home venue (capacity)	Pan American Center (12,482)
GCU record in series	5-15
Home / away / neutral	4-5 / 0-8 / 1-2
Last matchup	3/13/2021 in Las Vegas (W 74-56)
Communications contact	Charlie Hurley
Email	churley@nmsu.edu
Phone	(575) 646-4120
Twitter / Website	@NMStateMBB / NMStateSports.com



SEATTLE U REDHAWKS

22 Thursday, Feb. 3 at 7 p.m. | Phoenix, Ariz.

Location	Seattle, Wash.
2020-21 record (conf.)	12-11 (4-5)
Postseason	WAC Tournament (1-1)
Head coach	Jim Hayford (5th)
Record at school	64-55 (.538)
Career record	424-230 (.648)
Home venue	Redhawk Center, Climate Pledge Arena (secondary)
GCU record in series	15-4
Home / away / neutral	7-1 / 6-3 / 2-0
Last matchup	3/13/2021 in Las Vegas (W 81-47)
Communications contact	Sarah Finney
Email	finneysa@seattleu.edu
Phone	(206) 296-5915
Twitter / Website	@seattleumbb / GoSeattleU.com



CALIFORNIA BAPTIST LANCERS

23 Saturday, Feb. 5 at 6 p.m. | Phoenix, Ariz.

26 Wednesday, Feb. 16 at 8 p.m. MST | Riverside, Calif.

Location	Riverside, Calif.
2020-21 record (conf.)	13-10 (6-6)
Postseason	WAC Tournament (0-1)
Head coach	Rick Croy (9th)
Record at school	182-64 (.740)
Career record	312-99 (.759)
Home venue (capacity)	CBU Events Center (5,050)
GCU record in series	61-10
Home / away / neutral	35-5 / 26-5 / --
Last matchup	2/20/2021 in Phoenix (W 65-62)
Communications contact	Danny Cross
Email	dcross@calbaptist.edu
Phone	(951) 343-4297
Twitter / Website	@CBUmbb / CBULancers.com



UTAH VALLEY WOLVERINES

24 Thursday, Feb. 10 at 6 p.m. | Orem, Utah

30 Thursday, March 3 at 7 p.m. | Phoenix, Ariz.

Location	Orem, Utah
2020-21 record (conf.)	11-11 (9-4)
Postseason	WAC Tournament (0-1)
Head coach	Mark Madsen (3rd)
Record at school	22-30 (.423)
Career record	same
Home venue (capacity)	UCCU Center (8,500)
GCU record in series	11-8
Home / away / neutral	6-3 / 3-5 / 2-0
Last matchup	3/6/2021 in Phoenix (W 74-64)
Communications contact	Jason Erickson
Email	jason.erickson@uvu.edu
Phone	(801) 863-5451
Twitter / Website	@UVUmbb / GoUVU.com



DIXIE STATE TRAILBLAZERS

25 Saturday, Feb. 12 at 7 p.m. | St. George, Utah

31 Saturday, March 5 at 6 p.m. | Phoenix, Ariz.

Location	St. George, Utah
2020-21 record (conf.)	8-13 (4-10)
Postseason	--
Head coach	Jon Judkins (17th)
Record at school	293-146 (.667)
Career record	577-274 (.678)
Home venue (capacity)	Burns Arena (4,779)
GCU record in series	6-12
Home / away / neutral	3-5 / 3-7 / --
Last matchup	1/23/2021 in St. George (W 81-46)
Communications contact	Steve Johnson
Email	johnsons@dixie.edu
Phone	(435) 652-7524
Twitter / Website	@DIXIESTATEBALL / DixieStateAthletics.com



OUTLOOK » SCHEDULE

OCTOBER



Sat 30

Western New Mexico (Exhib.)

PHOENIX, ARIZ. | GCU ARENA

6 p.m.

FOX 10 Xtra, ESPN+

NOVEMBER



Tue 09

Grambling State

PHOENIX, ARIZ. | GCU ARENA

7 p.m.

FOX 10 Xtra, ESPN+



Fri 12

North Florida

PHOENIX, ARIZ. | GCU ARENA

7 p.m.

FOX 10 Xtra, ESPN+



Wed 17

Prairie View A&M

PHOENIX, ARIZ. | GCU ARENA

7 p.m.

FOX 10 Xtra, ESPN+



Mon 22

Wyoming

PHOENIX, ARIZ. | GCU ARENA

7 p.m.

FOX 10 Xtra, ESPN+



Wed 24

Life Pacific (Calif.)

PHOENIX, ARIZ. | GCU ARENA

6 p.m.

FOX 10 Xtra, ESPN+



Sat 27

at Pepperdine

MALIBU, CALIF. | FIRESTONE FIELDHOUSE

4 p.m. MST

WCC Network



Mon 29

at Loyola Marymount

LOS ANGELES, CALIF. | GERSTEN PAVILION

8 p.m. MST

WCC Network

DECEMBER



Thu 02

UTSA

PHOENIX, ARIZ. | GCU ARENA

7 p.m.

FOX 10 Xtra, ESPN+



Sat 04

Mississippi Valley State

PHOENIX, ARIZ. | GCU ARENA

6 p.m.

FOX 10 Xtra, ESPN+



Thu 09

at Arizona State

TEMPE, ARIZ. | DESERT FINANCIAL ARENA

7:30 p.m.

Pac-12 Network



Sat 11

Ottawa (Ariz.)

PHOENIX, ARIZ. | GCU ARENA

6 p.m.

FOX 10 Xtra, ESPN+



Sat 18

vs. San Francisco

PHOENIX, ARIZ. | FOOTPRINT CENTER

5:30 p.m.

FloSports



Tue 21

at Nevada

RENO, NEV. | LAWLOR EVENTS CENTER

8 p.m. MST



Thu 30

Chicago State*

PHOENIX, ARIZ. | GCU ARENA

6 p.m.

FOX 10 Xtra, ESPN+

JANUARY



Thu 06

at UT Rio Grande Valley*

EDINBURG, TEXAS | UTRGV FIELDHOUSE

6 p.m. MST

ESPN+



Sat 08

at Lamar*

BEAUMONT, TEXAS | MONTAGNE CENTER

2 p.m. MST

ESPN+



Thu 13

Abilene Christian*

PHOENIX, ARIZ. | GCU ARENA

7 p.m.

FOX 10 Xtra, ESPN+



Sat 15

Tarleton*

PHOENIX, ARIZ. | GCU ARENA

6 p.m.

FOX 10 Xtra, ESPN+



Thu 20

at Stephen F. Austin*

NACOGDOCHES, TEXAS | JOHNSON COLISEUM

5:30 p.m. MST

ESPN+



Sat 22

at Sam Houston*

HUNTSVILLE, TEXAS | JOHNSON COLISEUM

1 p.m. MST

ESPN+



Sat 29

at New Mexico State*

LAS CRUCES, N.M. | PAN AMERICAN CENTER

7 p.m.

ESPN+

FEBRUARY



Thu 03

Seattle U*

PHOENIX, ARIZ. | GCU ARENA

7 p.m.

FOX 10 Xtra, ESPN+



Sat 05

California Baptist*

PHOENIX, ARIZ. | GCU ARENA

6 p.m.

FOX 10 Xtra, ESPN+



Thu 10

at Utah Valley*

OREM, UTAH | UCCU CENTER

6 p.m.

ESPN+



Sat 12

at Dixie State*

ST. GEORGE, UTAH | BURNS ARENA

7 p.m.

ESPN+



Wed 16

at California Baptist*

RIVERSIDE, CALIF. | CBU EVENTS CENTER

8 p.m. MST

ESPN+



Sat 19

New Mexico State*

PHOENIX, ARIZ. | GCU ARENA

6 p.m.

FOX 10 Xtra, ESPN+



Wed 23

at Chicago State*

CHICAGO, ILL. | JONES CONVOCATION CENTER

6 p.m. MST

ESPN+



Sat 26

Sam Houston*

PHOENIX, ARIZ. | GCU ARENA

6 p.m.

FOX 10 Xtra, ESPN+

MARCH



Thu 03

Utah Valley*

PHOENIX, ARIZ. | GCU ARENA

7 p.m.

FOX 10 Xtra, ESPN+



Sat 05

Dixie State*

PHOENIX, ARIZ. | GCU ARENA

6 p.m.

FOX 10 Xtra, ESPN+



8-12

WAC Tournament

LAS VEGAS, NEV.

TBA

ESPN+, ESPNU

*denotes WAC game

All times listed in Phoenix Time. (same as Mountain Standard Time through March 12, 2022; same as Pacific Daylight Time beginning March 13, 2022)



BY THE NUMBERS

11,545 Approximate number of miles set to be traveled in regular season

17 Home games, most since 2017-18

7 Division I conferences faced

9 First-time opponents:
North Florida, Prairie View A&M, Wyoming, Life Pacific, Pepperdine, UTSA, Ottawa, Sam Houston, Stephen F. Austin

7 Games against Top-150 NET teams

4 GCU returns to Footprint Center for fourth time in five years

OVERALL

Total Games	31
Nonconference	13
Conference	18
Exhibition	1

BY LOCATION

Home	17
Away	13
Neutral	1

BY STATE

Arizona	19
Texas	4
California	3
Utah	2
Illinois	1
New Mexico	1
Nevada	1

BY MONTH

November	7
December	7
January	7
February	8
March	2

BY DAY

Sunday	0
Monday	2
Tuesday	2
Wednesday	4
Thursday	9
Friday	1
Saturday	13

BY CONFERENCE

Western Athletic WAC	18
SWAC SWAC	3
West Coast WCC	3
Mountain West MOUNTAIN WEST	2
Pac-12 PAC12	1
Atlantic Sun ASUN	1
Conference USA C-USA	1
NAIA NAIA	2

OUTLOOK » SEASON PREVIEW

In a conference that improved, Grand Canyon has to find out how to do that as well.

Defending WAC champion is a title to last the year, but it will not win the next one unless the Lopes progress along with the expanded conference. With other teams sporting heavy returns, GCU has known since the summer that it will have to find much of its improvement from within.

The Lopes bolstered the roster with four Power 5 transfers, but GCU second-year head coach Bryce Drew was joined by point guard Jovan Blacksher Jr. and power forward Gabe McGlothan for a WAC media day because the returning duo is a key to continuing the program's ascension.

"They're very competitive," Drew said on the WAC Basketball Preview. "When the ball goes up, they both want to win. I've been really proud. They've both gotten better. From last year at this point to where they are now isn't even close as players. That's a great compliment to their work ethic and their ability to want to get better and want our team to be better."

The retooled Lopes will take the GCU Arena court for the first time in an Oct. 30 exhibition before the Nov. 9 opener against Grambling. It already has been seven months since GCU made its first NCAA Division I tournament appearance, but the page flipped quickly.

Once the season was over, Drew met with his lone returning starter, Blacksher, about where to go after his second season ended with All-WAC second-team and WAC Tournament Most Valuable Player honors.

"Mindset change," Blacksher said. "I talked to Coach after the season and just got into a different mindset. I started working every day and taking care of my body,



Bryce Drew returns for his second season on the Lopes' sideline, leading GCU to its first D-I NCAA tournament appearance. It was Drew's fourth trip as a head coach. PHOTO BY DAVID KADLUBOWSKI

just the important things to get where I want to go."

McGlothan has spent each of his two years at GCU in a grind, whether it was rehabilitating after knee surgery two years ago or being the key energizer off the bench last season. He does not need to be stoked into hard work, but he found it all around him this summer.

"A lot of it was just seeing guys in the gym," McGlothan said of his belief in this season's team. "Everybody's working and just being able to want to build GCU's name to keep growing. The work that we did last year, nobody's content with it. Let's do that again and then try to build on that and keep building on what GCU is all about. The confidence – and I should put it as determination – is pretty sky high."

WAC hoops found offseason hoopla by bringing

in Abilene Christian, which advanced to the NCAA tournament second round, and Stephen F. Austin and Sam Houston teams that have averaged 20 and 19 wins, respectively, over the past three seasons. GCU is tabbed to finish second by coaches (behind New Mexico State) and third by media (behind NMSU and SFA).

"We know we have to get better," Drew said. "The league is substantially better; we believe, top to bottom than it was last year. We'll have to play at a much higher level to compete against some of the teams and new players that we have coming in this year."

"That's a lot of holes to fill. Gabe and Jovan have been really good with their leadership early in the season with our practices and setting a really good standard of what we want in our program."

Jovan Blacksher Jr. was named WAC Tournament MVP, leading the Lopes through the tournament and to March Madness.

PHOTO BY DAVID KADLUBOWSKI



Drew considered McGlothan a sixth starter rather than a sixth man last season. He turned games with his bounce and his energy, performing efficiently with averages of 6.1 points and 5.3 rebounds and 58% shooting in 16.8 minutes per game. That is bound to increase this season as GCU decipheres the rotation of a new frontline.

"The main focus is still on the energy and help lead this team to keep the energy going and do the hustle plays and little things that can help this team win," McGlothan said.

"It's been good, taking guys under the wing and letting them know they're cared for and loved and that we're all family. That's been the big thing – welcoming everybody in and letting them know it's our team. We're building something special here so let's chase it and keep working toward the main goal at the end of the year."

McGlothan worked on enhancing his 3-point shot. Blacksher improved his perimeter shooting and said he sees the game slower, particularly in pick-and-roll, while maintaining a fast pace. This GCU team will be able to play with more speed while leaning more on its backcourt, where Blacksher teams with Arizona State transfer and fellow Valley product Holland Woods II.

They are among seven scholarship players who punched the program's first Big Dance ticket and learned how to take on the responsibility of leading a team to the same goal.

"I wouldn't say it's pressure," Blacksher said. "I'd say it's more of our expectations, standards. Our coaches do a really good job of coaching us and giving us the confidence to want to do those things."








McGlothan is one of GCU's top returners.









2021-22 PRESEASON ALL-WAC

COACHES POLL

RANK	TEAM (FIRST-PLACE VOTES)	POINTS
1	 New Mexico State (8)	138
2	 Grand Canyon (3)	131
3	 Stephen F. Austin (1)	106
4	 Utah Valley	103
5	 Abilene Christian (1)	92
6	 Seattle U	90
7	 Sam Houston	86
8	 California Baptist	84
T-9	 Tarleton	48
	 UT Rio Grande Valley	48
11	 Lamar	41
12	 Dixie State	35
13	 Chicago State	12

COACHES PRESEASON ALL-WAC SELECTIONS

FIRST TEAM		SECOND TEAM	
Jovan Blacksher Jr.		Damien Daniels	
Fardaws Aimaq		Savion Flagg	
Teddy Allen		Montre' Gipson	
Riley Grigsby		Demarkus Lampley	
Gavin Kensmil		Johnny McCants	
Jabari Rice		Donnie Tillman	
Ty Rowell		Roti Ware	
Darrion Trammel		Trey Woodbury	

Preseason Player of the Year: Darrion Trammel, Seattle U



WAC

CHAMPION

WESTERN ATHLETIC CONFERENCE
TOURNAMENT
CHAMPIONS
20

WESTERN ATHLETIC CONFERENCE
TOURNAMENT
CHAMPIONS
20

REVIEW

GCU





WAC title ride worth reliving

BY PAUL CORO

Exactly a year after the decisive day that Bryce Drew was hired as the 14th head coach of the Grand Canyon men's basketball program, an unimaginable scene played out in his boyhood state of Indiana.

It was unfathomable not just because his GCU basketball team was walking outside together in Indianapolis for the first time since arriving three days earlier, complying with the restrictions of a quarantined environment that the world only had begun to see unfold on his hiring day.

It was more remarkable that the Lopes were gathering for a team picture atop a parking garage with the backdrop of a high-rise hotel's 40,000-square foot NCAA tournament bracket, which bore the "Grand Canyon" name as one of The Big Dance's 64 participants.

The Lopes' stunning turnaround from a losing 2019-20 season to their first NCAA tournament bid in the program's third Division I chance was much like their transportation escapades to get to their postseason points.

The GCU team bus broke down along the desert of Highway 93, stranding the team for two hours when it was en route to the WAC Tournament in Las Vegas. Four days later, Lopes senior star Alessandro Lever buckled up the program's first WAC Tournament championship trophy in the seat next to him for the team's charter flight to Indianapolis, where a police escort greeted them and shut down freeway entrances in guiding their buses to a swank downtown hotel.

"We made history," Lever said aloud, over and over, in Indianapolis.

The native of Bolzano, Italy, was trying to grasp the hoopla and achievement of punching a ticket to The Big Dance, a grand stage for the program and the University. History was written by the victors.

WAC becomes Lopes Vegas

The Lopes did not earn a share of their first WAC regular-season title and the WAC Tournament championship in March. Those awards were reaped from July.

Amid the strangest of circumstances, the Lopes met a masked stranger and began working harder and praying more. From the first practice when Asbjørn Midtgaard laid out his 7-foot, 270-pound body on the hardwood for a loose ball, the players bought into a new system and culture. Often wearing shirts that read "J.O.Y." (Jesus. Others. Yourself.), each day's practice ended with a prayer and a midcourt huddle that broke on "1-2-3 family."

By the time GCU reached Las Vegas in need of two wins for an NCAA tournament berth, the program already was at new heights as the conference tournament's No. 1 seed.

The start of its semifinal was ominous. Seattle U took an 8-0 lead ... until GCU strategic advisor Jerry Colangelo walked into Orleans Arena.

"You're never allowed to be late again," Drew later joked to Colangelo.

GCU steamrolled Seattle U for the rest of the half, outscoring the Redhawks 49-19 to the thrill of the best-used 125-fan allotment of any WAC team – GCU students.

The next morning, Drew awoke to a championship-day text message that reminded him of the date.

"Holy cow," he said aloud as he saw March 13 on his phone.

Twenty-three years earlier, Drew became entrenched in March Madness lore when he made "The Shot," a buzzer-beating jumper that knocked off 10th-ranked Mississippi for Valparaiso, coached by his College



Basketball Hall of Fame father, Homer.

Drew did not need that kind of magic moment to make more history. His GCU team dethroned New Mexico State, winner of seven of the previous eight WAC Tournaments, with more of its best basketball of the season. The Lopes went from losing the previous two championship games to the Aggies by a combined 44 points to emphatically knocking them out, 74-56.

The Lopes were going to The Big Dance but could not wait to dance as they took hold of a camera and shimmied on the court. WAC Commissioner Jeff Hurd delivered the game ball to GCU President Brian Mueller, who later tossed it to the Havocs from the court level after Drew insisted that Mueller join the team celebration on the floor.

"These athletes are such a reflection of the coaching staff," Mueller said. "They're selfless. They love the school and each other. They play for each other."

As GCU finished its postgame prayer circle and cut nets for the second time in eight nights, WAC Tournament public address announcer Rich Linden recognized the moment for a Christian university by playing "Grace Wins."

Some students and players sang along.

Now I'm rising up in victory,

Singing Hallelujah,

Grace wins every time!

Party's just getting started

The on-court celebration continued with Drew putting the GCU logo on a "Tickets Punched" sign, Lopes sophomore point guard Jovan Blacksher Jr. hoisting the WAC Tournament MVP award and Midtgaard hugging the championship trophy so tightly that his fiancée might have been jealous.

ROAD TO A WAC TITLE

March 17, 2020: Ex-Valparaiso and Vanderbilt coach Bryce Drew is hired as GCU coach.

April 1, 2020: Drew announces a staff of assistants who all brought Power 5 experience.

April 23, 2020: Asbjørn Midtgaard makes a graduate transfer from Wichita State to GCU.

July 20, 2020: Held its first official practice under Drew with COVID-19 precautions.

Nov. 25, 2020: Won its opener against Grambling in GCU Athletics' first competition since March.

Dec. 11, 2020: Defeated NCAA tournament team Nevada 87-77 at home.

Dec. 13, 2020: Played Arizona State in an official Division I game for the first time, losing on a last-second shot.

Jan. 15-16, 2021: Cracked ESPN SportsCenter's "Top 10 Plays" on successive nights with dunks by Sean Miller-Moore and Gabe McGlothlin.

Jan. 29-30, 2021: Beat WAC perennial power New Mexico State twice in the regular season for the first time.

March 6, 2021: Claimed its first WAC regular-season title with a home-finale win that made GCU co-champion with Utah Valley.

March 13, 2021: Earned its first NCAA tournament berth in its third Division I try with a 74-56 WAC Tournament championship game victory against New Mexico State.

March 20, 2021: Played its first NCAA tournament game against second-seeded Iowa in Indianapolis.

Embedded player/postgame videographer Rashad Smith asked, "Where's the main man?" until he found Drew on the court. "Hey, Coach, how you feeling being a champion?"

Drew signaled "Lopes Up," the gesture he learned a year earlier in a Nashville studio, where his GCU introduction occurred in lieu of the usual press conference.

Once he entered the postgame locker room, Drew ducked his head. He had an idea of what was coming after getting doused with water bottles for a January sweep of New Mexico State and having water coolers dumped on him for winning the WAC co-championship a week earlier. Players Dima Zdor and Ethan Spry drenched him with two coolers of ice water, setting off a dance party that featured assistant coach Jamall Walker smoothly stepping into the middle, to the players' delight.

After Colangelo initiated The Lord's Prayer, which the team says after every game, Drew joined his staff in the coaches' locker room and shouted "Redemption U" for all the in-house stories of personal growth.

The Havocs still were yelling in the arena bowl as Blacksher passed them on his way to a postgame Zoom press conference.

"Those are some funny dudes," said Blacksher, wearing a "WAC Champions" shirt and hat.

Drew was headed to his postgame radio interview when he stopped in the tunnel to circle back for his phone. He called his wife, Tara, who was restricted to the stands but spirited in a purple blazer.

"Praise the Lord," he greeted her.

For his postgame radio interview, Drew leaned on the same bannister where he had been the previous night after a semifinal win, unable to enjoy the victory with the distraction of New Mexico State warming up over his shoulder. This time, Drew carried an easy smile and a championship net as he leaned on the game ball.

"We wanted to have success for our school," Drew said. "The Havocs and what they do for us. What

the president does for us and Jerry Colangelo. What they've invested into this school with time and passion, for them to be able to see that dream come to fruition and be part of that is a special feeling. When you work for really good people, you want to do well for them."

As arena workers broke down the setting, Drew paced the floor while talking to his brother, Scott, and his father, Homer, on a FaceTime call that is a late night regular for three coaches (Scott, for eventual national champion Baylor, and Homer, a retired Hall of Famer).

"There was the most joyous smile on his face," Homer Drew said. "It was wonderful to see for a mother and father."

More to come in postseason

In the wee hours, the GCU coaches remained in the bowels of Orleans Arena, talking and laughing around a meeting room table, often stopping to say, "This is unbelievable," and lamenting that they would not be able to be part of the on-campus Selection Show celebration.

A morning charter flight, arranged by the NCAA, awaited the 33-person entourage of players, coaches and staff. After a long night of calls with loved ones and social media posts, the 3½-hour flight to Indianapolis was a timely reboot off the grid.

Upon landing, the Lopes boarded three socially distanced busloads and were guided by police escort to the tournament's downtown hub of hotels, where the prevalent NCAA tournament branding recharged the team's energy.

GCU headed directly to a conference room for the March Madness Selection Show, where they appeared on a live CBS feed when their bracket matchup with Iowa was announced. GCU Director of Sports Medicine Geordie Hackett, who has been the team's athletic trainer for 16 years, put his arms up and Drew rubbed his hands as CBS host Greg Gumbel said, "From the Western Athletic Conference ..."

Protocols dominated the experience. The team was in isolation for 36 hours until each player passed two



REVIEW » SEASON RECAP

COVID-19 tests. Meals were delivered to each room on the J.W. Marriott's 11th floor, which belonged only to Lopes personnel with GCU branding on the walls.

The time was put to use by the coaches, who showed their vast experience with the way they systematically proceeded toward a game plan for Iowa via video, statistics and contacts.

GCU's first practice in Indianapolis came a night later. The Lopes were escorted via skybridge to the convention center, where each team had a dedicated court. During practices, players and staffers wore trackers the size of Tic Tac boxes to ensure that no person was 6 feet within another for more than 15 minutes.

Once teams passed out of quarantine, familiar players and coaches crossed paths like a basketball convention with 68 teams gathered. Coaching legends Tom Izzo of Michigan State and Rick Pitino of Iona roamed the lobby of the GCU hotel, which housed about 10 other teams.

The Lopes were given a team room that was significantly smaller than Iowa's in

the same hotel – players joked about needing a higher seed next year. GCU spent its second Indianapolis night playing Mafia, a group whodunit game that Blacksher found to be even more fun than the game console he brought.

When the players gathered the following night for the team photo in front of the world's largest bracket, only two of them (Lever and Oscar Frayer) had played in the WAC Tournament before the one the Lopes had just won four days earlier.

Throughout the season, Drew counted on a starting swingman who had spent a year away from the program (Frayer), a starting center who barely played in his three years at Wichita State (Midtgaard) and bench players who were not playing at GCU last season.

"The growth our players have made from the summer to now in more ways than basketball is truly remarkable," Drew said. "I haven't seen anything like it. Such a blessing to be at a school of Christian faith like GCU. God definitely had His hand on our program this year."



ASBJØRN MIDTGAARD

WAC NEWCOMER OF THE YEAR, FIRST TEAM ALL-WAC, ALL-DEFENSIVE TEAM

SENIOR • 7-0 • CENTER



14.2
PTS

9.7
REB

70.7
FG%

14.5
PTS

10.8
REB

69.7
FG%

OVERALL STATISTICS

CONFERENCE STATISTICS

Midtgaard broke a 42-year-old WAC record with 69.7% shooting from the field in conference play. The previous mark was set by former NBA player Danny Vranes, who shot 69.1% for Utah in the 1978-79 season.

The 7 foot, 270-pound Denmark native ranked first nationally for field goal percentage at 70.7%, a clip that broke the WAC record for overall play (67.3% by Boise State's Kirt Cunningham in 2008-09).

As one of 22 players in the nation with at least 11 double-doubles, Midtgaard ranked fifth in conference play for points per game (14.5), second for rebounds per game (10.8) and fourth for blocked shots per game (1.3). His season average of 9.7 rebounds per game was 21st best in the nation.

Midtgaard also was named to the All-WAC Defensive Team for anchoring a Lopes defense that ranks second nationally for opponent field goal percentage (38.3%) and 13th for scoring defense (62.1 points per game).

ALESSANDRO LEVER

FIRST TEAM ALL-WAC

SENIOR • 6-10 • FORWARD



13.2
PTS

5.8
REB

38.3
3P%

CONFERENCE STATISTICS

Lever joined Joshua Braun as the only GCU players to be named to the All-WAC first team twice.

He averaged 13.3 points and 5.4 rebounds this season while shooting 50.9% from the field and a career-high 37.8% on 3-pointers.

Lever averaged more than 12 points per game in each of his four seasons to rank third on the all-time GCU scoring list. He ended his collegiate career with 1,629 points to rank 39th nationally for career scoring among active Division I players.

JOVAN BLACKSHER JR.

SECOND TEAM ALL-WAC

SOPHOMORE • 5-11 • GUARD



10.7
PTS

3.9
REB

5.1
AST

CONFERENCE STATISTICS

Blacksher followed up WAC Freshman of the Year honors with his first All-WAC selection.

Blacksher earned a second-team spot after posting WAC top-10 rankings for assists per game (5.1, third), steals per game (1.3, seventh) and minutes per game (34.5, sixth).

On the season, Blacksher increased his averages for points per game (10.7) and assists per game (5.1) and improved his 3-point shooting.



Game Records

Record	Overall	Home	Away	Neutral
ALL GAMES	17-7	10-3	5-1	2-3
CONFERENCE	9-3	4-2	5-1	0-0
NON-CONFERENCE	8-4	6-1	0-0	2-3

Score by Periods

Team	1st	2nd	OT	TOT
Grand Canyon	878	934	0	1812
Opponents	707	784	0	1491

Team Box Score

No.	Player				Total		3-Point		F-Throw		Rebounds											
		GP-GS	MIN	AVG	FG-FGA	FG%	3FG-FGA	3FG%	FT-FTA	FT%	OFF	DEF	TOT	AVG	PF	DQ	A	TO	BLK	STL	PTS	AVG
33	MIDTGAARD, Asbjorn	24-24	688:15	28.7	133-188	.707	0-4	.000	74-103	.718	64	169	233	9.7	52	0	16	50	30	9	340	14.2
25	LEVER, Alessandro	24-24	683:40	28.5	118-232	.509	31-82	.378	52-82	.634	42	88	130	5.4	60	1	40	45	5	7	319	13.3
10	BLACKSHER JR., Jovan	24-24	774:51	32.3	106-256	.414	31-96	.323	46-57	.807	14	74	88	3.7	46	1	130	54	2	38	289	12.0
3	DIXON, Mikey	23-22	541:32	23.5	66-175	.377	21-77	.273	37-48	.771	7	40	47	2.0	32	0	32	19	0	4	190	8.3
4	FRAYER, Oscar	24-24	533:50	22.2	57-139	.410	32-91	.352	12-24	.500	5	56	61	2.5	60	1	49	30	20	14	158	6.6
30	MCGLOTHAN, Gabe	24-0	403:17	16.8	57-98	.582	5-15	.333	28-42	.667	44	84	128	5.3	60	3	14	24	6	7	147	6.1
2	MCMILLIAN, Chance	24-0	307:07	12.8	39-82	.476	19-47	.404	4-6	.667	4	36	40	1.7	26	0	22	13	1	5	101	4.2
0	MILLER-MOORE, Sean	24-2	359:53	15.0	39-76	.513	1-15	.067	17-33	.515	23	39	62	2.6	33	0	38	24	5	14	96	4.0
22	STONE, Jayden	15-0	199:09	13.3	19-56	.339	9-31	.290	10-10	1.000	2	15	17	1.1	9	0	19	10	0	9	57	3.8
11	SMITH, Rashad	11-0	69:12	6.3	14-26	.538	7-15	.467	6-8	.750	1	5	6	0.5	5	0	10	4	0	4	41	3.7
21	LLOYD, Liam	13-0	107:54	8.3	11-22	.500	6-14	.429	4-7	.571	6	18	24	1.8	14	0	15	11	0	5	32	2.5
1	ZDOR, Dima	13-0	58:60	4.5	8-16	.500	0-1	.000	7-11	.636	4	12	16	1.2	10	0	3	4	0	0	23	1.8
24	OKPOH, Bryce	9-0	49:38	5.5	7-12	.583	0-3	.000	0-1	.000	4	12	16	1.8	4	0	1	5	3	0	14	1.6
31	SPRY, Ethan	5-0	13:37	2.7	1-3	.333	1-3	.333	0-0	.000	2	2	4	0.8	1	0	1	0	0	0	3	0.6
15	GERDES, Raef	5-0	09:04	1.8	1-3	.333	0-2	.000	0-2	.000	0	0	0	0.0	0	0	0	0	0	0	2	0.4
Team											44	42	86				15					
Total		24	4800		676-1384	.488	163-496	.329	297-434	.684	266	692	958	39.9	412	6	390	308	72	116	1812	75.5
Opponents		24	4800		521-1361	.383	168-570	.295	281-397	.708	209	520	729	30.4	430	13	241	279	51	138	1491	62.1

Team Statistics

	VCU	OPP
Scoring	1812	1491
Points per game	75.5	62.1
Scoring margin	+13.4	-
Field goals-att	676-1384	521-1361
Field goal pct	.488	.383
3 point fg-att	163-496	168-570
3-point FG pct	.329	.295
3-pt FG made per game	6.8	7.0
Free throws-att	297-434	281-397
Free throw pct	.684	.708
F-Throws made per game	12.4	11.7
Rebounds	958	729
Rebounds per game	39.9	30.4
Rebounding margin	+9.5	-
Assists	390	241
Assists per game	16.3	10.0
Turnovers	308	279
Turnovers per game	12.8	11.6
Turnover margin	-1.2	-
Assist/turnover ratio	1.3	0.9
Steals	116	138
Steals per game	4.8	5.8
Blocks	72	51
Blocks per game	3.0	2.1
Winning streak	0	-
Home win streak	1	-
Attendance	7084	3302
Home games-Avg/Game	13-545	6-550
Neutral site-Avg/Game	-	5-304

Team Results

Date	Opponent		Score	Att.
11/25/2020	Grambling	W	69-53	285
11/28/2020	Benedictine Mesa	W	94-63	203
12/01/2020	Mississippi Val.	W	88-49	254
12/11/2020	Nevada	W	87-77	328
12/13/2020	Arizona St.	L	70-71	354
12/20/2020	vs San Francisco	L	65-68	0
12/22/2020	vs Colorado	L	64-74	0
01/08/2021	at Tarleton St.	W	75-72	962
01/09/2021	at Tarleton St.	W	59-48	833
01/15/2021	Bethesda (CA)	W	121-62	250
01/16/2021	Bethesda (CA)	W	98-47	304
01/22/2021	at Dixie St.	W	77-74	738
01/23/2021	at Dixie St.	W	81-46	769
01/29/2021	New Mexico St.	W	70-62	1000
01/30/2021	New Mexico St.	W	65-53	909
02/19/2021	California Baptist	W	71-61	723
02/20/2021	California Baptist	L	62-65	723
02/26/2021	at Seattle U	L	57-63	0
02/27/2021	at Seattle U	W	81-71	0
03/05/2021	Utah Valley	L	55-59	822
03/06/2021	Utah Valley	W	74-64	929
03/12/2021	vs Seattle U	W	81-47	210
03/13/2021	vs New Mexico St.	W	74-56	325
03/20/2021	vs Iowa	L	74-86	986

» GAME-BY-GAME

TEAM

Opponent	Date	Score	W	Total		3-Pointers		Free throws		Rebounds				PF	A	TO	BLK	STL	PTS	AVG
				FG-FGA	PCT	3FG-FGA	PCT	FT-FTA	PCT	OFF	DEF	TOT	AVG							
Grambling	11/25/2020	69-53	W	24-61	.393	6-22	.273	15-22	.682	15	35	50	50.0	17	16	14	3	6	69	69.0
Benedictine Mesa	11/28/2020	94-63	W	39-69	.565	5-16	.313	11-18	.611	13	31	44	47.0	21	24	4	5	7	94	81.5
Mississippi Val.	12/01/2020	88-49	W	38-69	.551	7-26	.269	5-15	.333	18	38	56	50.0	13	20	14	1	4	88	83.7
Nevada	12/11/2020	87-77	W	30-52	.577	9-19	.474	18-23	.783	7	24	31	45.3	15	14	13	5	4	87	84.5
Arizona St.	12/13/2020	70-71	L	23-48	.479	5-15	.333	19-23	.826	4	28	32	42.6	16	12	18	0	7	70	81.6
vs San Francisco	12/20/2020	65-68	L	28-57	.491	2-14	.143	7-13	.538	9	28	37	41.7	20	14	13	3	4	65	78.8
vs Colorado	12/22/2020	64-74	L	27-53	.509	5-20	.250	5-8	.625	11	22	33	40.4	17	15	17	1	2	64	76.7
at Tarleton St.	01/08/2021	75-72	W	24-53	.453	5-17	.294	22-30	.733	11	25	36	39.9	18	19	12	1	1	75	76.5
at Tarleton St.	01/09/2021	59-48	W	19-41	.463	6-18	.333	15-24	.625	8	31	39	39.8	12	10	15	9	1	59	74.6
Bethesda (CA)	01/15/2021	121-62	W	49-70	.700	13-23	.565	10-14	.714	5	36	41	39.9	17	35	12	6	9	121	79.2
Bethesda (CA)	01/16/2021	98-47	W	41-75	.547	10-33	.303	6-11	.545	16	35	51	40.9	13	24	13	2	14	98	80.9
at Dixie St.	01/22/2021	77-74	W	27-62	.435	8-23	.348	15-21	.714	14	29	43	41.1	14	11	17	4	6	77	80.6
at Dixie St.	01/23/2021	81-46	W	28-57	.491	7-22	.318	18-24	.750	12	30	42	41.2	21	14	13	2	7	81	80.6
New Mexico St.	01/29/2021	70-62	W	26-49	.531	7-18	.389	11-12	.917	5	23	28	40.2	27	19	11	1	1	70	79.9
New Mexico St.	01/30/2021	65-53	W	26-54	.481	5-19	.263	8-11	.727	10	24	34	39.8	14	12	10	1	5	65	78.9
California Baptist	02/19/2021	71-61	W	25-54	.463	3-15	.200	18-29	.621	9	33	42	39.9	16	16	8	6	3	71	78.4
California Baptist	02/20/2021	62-65	L	22-59	.373	9-22	.409	9-18	.500	15	25	40	39.9	19	14	14	1	1	62	77.4
at Seattle U	02/26/2021	57-63	L	21-55	.382	6-23	.261	9-14	.643	13	28	41	40.0	22	13	19	2	2	57	76.3
at Seattle U	02/27/2021	81-71	W	25-52	.481	9-23	.391	22-27	.815	13	29	42	40.1	21	18	18	1	5	81	76.5
Utah Valley	03/05/2021	55-59	L	23-59	.390	7-23	.304	2-3	.667	6	26	32	39.7	16	14	13	6	8	55	75.5
Utah Valley	03/06/2021	74-64	W	27-54	.500	6-17	.353	14-23	.609	9	28	37	39.6	15	14	10	1	4	74	75.4
vs Seattle U	03/12/2021	81-47	W	28-56	.500	8-21	.381	17-22	.773	14	37	51	40.1	15	12	14	7	7	81	75.6
vs New Mexico St.	03/13/2021	74-56	W	26-55	.473	8-21	.381	14-18	.778	11	28	39	40.0	13	11	9	0	4	74	75.6
vs Iowa	03/20/2021	74-86	L	30-70	.429	7-26	.269	7-11	.636	18	19	37	39.9	20	19	7	4	4	74	75.5
Total		1812		676-1384	.488	163-496	.329	297-434	.684	266	692	958	39.9	412	390	308	72	116	1812	75.5
Opponents		1491		521-1361	.383	168-570	.295	281-397	.708	209	520	729	30.4	430	241	279	51	138	1491	62.1

OPPONENTS

Opponent	Date	Score	W	Total		3-Pointers		Free throws		Rebounds				PF	A	TO	BLK	STL	PTS	AVG
				FG-FGA	PCT	3FG-FGA	PCT	FT-FTA	PCT	OFF	DEF	TOT	AVG							
Grambling	11/25/2020	69-53	W	21-60	.350	1-10	.100	10-19	.526	9	23	32	32.0	15	5	9	6	10	53	53.0
Benedictine Mesa	11/28/2020	94-63	W	18-55	.327	8-29	.276	19-20	.950	5	21	26	29.0	12	11	10	0	3	63	58.0
Mississippi Val.	12/01/2020	88-49	W	17-59	.288	13-39	.333	2-6	.333	6	20	26	28.0	17	13	15	2	4	49	55.0
Nevada	12/11/2020	87-77	W	27-59	.458	9-25	.360	14-17	.824	9	19	28	28.0	20	9	10	0	5	77	60.5
Arizona St.	12/13/2020	70-71	L	27-57	.474	7-19	.368	10-13	.769	4	23	27	27.8	19	10	12	2	12	71	62.6
vs San Francisco	12/20/2020	65-68	L	23-57	.404	14-37	.378	8-16	.500	11	25	36	29.2	16	11	14	2	6	68	63.5
vs Colorado	12/22/2020	64-74	L	24-48	.500	8-17	.471	18-21	.857	3	17	20	27.9	15	10	7	2	7	74	65.0
at Tarleton St.	01/08/2021	75-72	W	25-57	.439	7-22	.318	15-18	.833	8	22	30	28.1	22	12	9	3	6	72	65.9
at Tarleton St.	01/09/2021	59-48	W	16-53	.302	6-17	.353	10-13	.769	8	20	28	28.1	24	11	9	2	7	48	63.9
Bethesda (CA)	01/15/2021	121-62	W	21-67	.313	14-45	.311	6-10	.600	13	20	33	28.6	16	10	22	2	3	62	63.7
Bethesda (CA)	01/16/2021	98-47	W	17-63	.270	5-33	.152	8-13	.615	13	20	33	29.0	16	4	21	1	4	47	62.2
at Dixie St.	01/22/2021	77-74	W	28-62	.452	8-21	.381	10-14	.714	7	25	32	29.3	19	18	11	2	6	74	63.2
at Dixie St.	01/23/2021	81-46	W	16-45	.356	2-12	.167	12-19	.632	4	22	26	29.0	26	8	18	2	6	46	61.8
New Mexico St.	01/29/2021	70-62	W	16-52	.308	5-30	.167	25-33	.758	17	18	35	29.4	18	7	12	1	5	62	61.9
New Mexico St.	01/30/2021	65-53	W	19-52	.365	7-31	.226	8-10	.800	10	20	30	29.5	13	12	12	0	3	53	61.3
California Baptist	02/19/2021	71-61	W	24-59	.407	6-20	.300	7-13	.538	6	29	35	29.8	22	11	9	0	4	61	61.3
California Baptist	02/20/2021	62-65	L	24-59	.407	4-16	.250	13-20	.650	14	27	41	30.5	18	13	10	1	9	65	61.5
at Seattle U	02/26/2021	57-63	L	20-56	.357	6-25	.240	17-25	.680	12	21	33	30.6	19	10	9	5	5	63	61.6
at Seattle U	02/27/2021	81-71	W	24-60	.400	6-20	.300	17-17	1.000	6	15	21	30.1	25	9	11	2	7	71	62.1
Utah Valley	03/05/2021	55-59	L	24-60	.400	5-9	.556	6-14	.429	15	30	45	30.9	10	9	13	4	6	59	61.9
Utah Valley	03/06/2021	74-64	W	24-52	.462	4-13	.308	12-16	.750	3	24	27	30.7	20	10	10	2	6	64	62.0
vs Seattle U	03/12/2021	81-47	W	17-60	.283	4-26	.154	9-17	.529	12	15	27	30.5	16	6	11	2	6	47	61.3
vs New Mexico St.	03/13/2021	74-56	W	20-55	.364	9-32	.281	7-9	.778	5	20	25	30.3	17	5	9	2	4	56	61.1
vs Iowa	03/20/2021	74-86	L	29-54	.537	10-22	.455	18-24	.750	9	24	33	30.4	15	17	6	6	4	86	62.1
Total		1491		521-1361	.383	168-570	.295	281-397	.708	209	520	729	30.4	430	241	279	51	138	1491	62.1
Grand Canyon		1812		676-1384	.488	163-496	.329	297-434	.684	266	692	958	39.9	412	390	308	72	116	1812	75.5

OUTLOOK

REVIEW

TEAM

THIS IS GCU

HISTORY

REVIEW » CATEGORY LEADERS

Points

##	Player	G	Pts	Pts/G
33	Midtgaard, Asbjorn	24	340	14.2
25	Lever, Alessandro	24	319	13.3
10	Blacksher Jr., Jovan	24	289	12.0
3	Dixon, Mikey	23	190	8.3
4	Fraye, Oscar	24	158	6.6
30	McGlothan, Gabe	24	147	6.1
2	McMillian, Chance	24	101	4.2
0	Miller-Moore, Sean	24	96	4.0
22	Stone, Jayden	15	57	3.8
11	Smith, Rashad	11	41	3.7
21	Lloyd, Liam	13	32	2.5
1	Zdor, Dima	13	23	1.8
24	Okpoh, Bryce	9	14	1.6
31	Spry, Ethan	5	3	0.6
15	Gerdes, Raef	5	2	0.4

Scoring Average

##	Player	G	Pts	Pts/G
33	Midtgaard, Asbjorn	24	340	14.2
25	Lever, Alessandro	24	319	13.3
10	Blacksher Jr., Jovan	24	289	12.0
3	Dixon, Mikey	23	190	8.3
4	Fraye, Oscar	24	158	6.6
30	McGlothan, Gabe	24	147	6.1
2	McMillian, Chance	24	101	4.2
0	Miller-Moore, Sean	24	96	4.0
22	Stone, Jayden	15	57	3.8
11	Smith, Rashad	11	41	3.7
21	Lloyd, Liam	13	32	2.5
1	Zdor, Dima	13	23	1.8
24	Okpoh, Bryce	9	14	1.6
31	Spry, Ethan	5	3	0.6
15	Gerdes, Raef	5	2	0.4

Field Goal Percentage

##	Player	FG	Att	Pct
33	Midtgaard, Asbjorn	133	188	.707
24	Okpoh, Bryce	7	12	.583
30	McGlothan, Gabe	57	98	.582
11	Smith, Rashad	14	26	.538
0	Miller-Moore, Sean	39	76	.513
25	Lever, Alessandro	118	232	.509
21	Lloyd, Liam	11	22	.500
1	Zdor, Dima	8	16	.500
2	McMillian, Chance	39	82	.476
10	Blacksher Jr., Jovan	106	256	.414
4	Fraye, Oscar	57	139	.410
3	Dixon, Mikey	66	175	.377
22	Stone, Jayden	19	56	.339
31	Spry, Ethan	1	3	.333
15	Gerdes, Raef	1	3	.333

Field Goal Attempts

##	Player	G	Att	Att/G
10	Blacksher Jr., Jovan	24	256	10.7
25	Lever, Alessandro	24	232	9.7
33	Midtgaard, Asbjorn	24	188	7.8
3	Dixon, Mikey	23	175	7.6
4	Fraye, Oscar	24	139	5.8

Field Goals Made

##	Player	G	Made	Made/G
33	Midtgaard, Asbjorn	24	133	5.5
25	Lever, Alessandro	24	118	4.9
10	Blacksher Jr., Jovan	24	106	4.4
3	Dixon, Mikey	23	66	2.9
4	Fraye, Oscar	24	57	2.4

3-Point FG Percentage

##	Player	3FG	Att	Pct
11	Smith, Rashad	7	15	.467
21	Lloyd, Liam	6	14	.429
2	McMillian, Chance	19	47	.404
25	Lever, Alessandro	31	82	.378
4	Fraye, Oscar	32	91	.352
30	McGlothan, Gabe	5	15	.333
31	Spry, Ethan	1	3	.333
10	Blacksher Jr., Jovan	31	96	.323
22	Stone, Jayden	9	31	.290
3	Dixon, Mikey	21	77	.273
0	Miller-Moore, Sean	1	15	.067

Free Throw Percentage

##	Player	Made	Att	Pct
22	Stone, Jayden	10	10	1.000
10	Blacksher Jr., Jovan	46	57	.807
3	Dixon, Mikey	37	48	.771
11	Smith, Rashad	6	8	.750
33	Midtgaard, Asbjorn	74	103	.718
30	McGlothan, Gabe	28	42	.667
2	McMillian, Chance	4	6	.667
1	Zdor, Dima	7	11	.636
25	Lever, Alessandro	52	82	.634
21	Lloyd, Liam	4	7	.571
0	Miller-Moore, Sean	17	33	.515
4	Fraye, Oscar	12	24	.500

Rebounds

##	Player	G	Reb	Reb/G
33	Midtgaard, Asbjorn	24	233	9.7
25	Lever, Alessandro	24	130	5.4
30	McGlothan, Gabe	24	128	5.3
10	Blacksher Jr., Jovan	24	88	3.7
0	Miller-Moore, Sean	24	62	2.6

Rebounds Average

##	Player	G	Reb	Reb/G
33	Midtgaard, Asbjorn	24	233	9.7
25	Lever, Alessandro	24	130	5.4
30	McGlothan, Gabe	24	128	5.3
10	Blacksher Jr., Jovan	24	88	3.7

3-Point FG Attempts

##	Player	G	Att	Att/G
10	Blacksher Jr., Jovan	24	96	4.0
4	Fraye, Oscar	24	91	3.8
25	Lever, Alessandro	24	82	3.4
3	Dixon, Mikey	23	77	3.3
2	McMillian, Chance	24	47	2.0

3-Point FG Made

##	Player	G	Made	Made/G
4	Fraye, Oscar	24	32	1.3
25	Lever, Alessandro	24	31	1.3
10	Blacksher Jr., Jovan	24	31	1.3
3	Dixon, Mikey	23	21	0.9
2	McMillian, Chance	24	19	0.8

Free Throw Attempts

##	Player	G	Att	Att/G
33	Midtgaard, Asbjorn	24	103	4.3
25	Lever, Alessandro	24	82	3.4
10	Blacksher Jr., Jovan	24	57	2.4
3	Dixon, Mikey	23	48	2.1
30	McGlothan, Gabe	24	42	1.8

Free Throws Made

##	Player	G	Made	Made/G
33	Midtgaard, Asbjorn	24	74	3.1
25	Lever, Alessandro	24	52	2.2
10	Blacksher Jr., Jovan	24	46	1.9
3	Dixon, Mikey	23	37	1.6
30	McGlothan, Gabe	24	28	1.2

Assists

##	Player	G	Ast	Ast/G
10	Blacksher Jr., Jovan	24	130	5.4
4	Fraye, Oscar	24	49	2.0
25	Lever, Alessandro	24	40	1.7
0	Miller-Moore, Sean	24	38	1.6
3	Dixon, Mikey	23	32	1.4

Steals

##	Player	G	Stl	Stl/G
10	Blacksher Jr., Jovan	24	38	1.6
4	Fraye, Oscar	24	14	0.6
0	Miller-Moore, Sean	24	14	0.6
33	Midtgaard, Asbjorn	24	9	0.4

REVIEW » GAME CAPSULES

WEDNESDAY, NOVEMBER 25 | HOME OPENER



GRAMBLING STATE

53

GRAND CANYON

69



PTS		REB	
12	K. Edwards	6	B. Thomas
12	C. Christon	5	P. Moss
10	T. Randolph	4	2 tied
AST		STL	
4	T. Cunningham	9	T. Randolph
21-58 36.2%		FG	
1-10 10.0%		3P%	
30 (23/7)		REB (D/O)	
9		TO	

PTS		REB	
18	A. Lever	15	A. Midtgaard
11	J. Blacksher Jr.	8	A. Lever
8	2 tied	5	2 tied
AST		STL	
7	J. Blacksher Jr.	3	J. Blacksher Jr.
24-58 41.4%		FG	
6-21 28.6%		3P%	
48 (35/13)		REB (D/O)	
15		TO	

"It's almost surreal walking out to be even playing a basketball game after all that's happened in the last eight to 10 months." - **BRYCE DREW**

SATURDAY, NOVEMBER 28 | HOME



BENEDICTINE

63

GRAND CANYON

94



PTS		REB	
20	A. Denham	5	D. Beecher
9	C. Struhs	4	D. Tate
7	4 tied	4	D. Smith
AST		STL	
4	D. Tate	1	4 tied
18-51 35.3%		FG	
8-28 28.6%		3P%	
24 (21/3)		REB (D/O)	
12		TO	

PTS		REB	
20	A. Midtgaard	8	A. Midtgaard
12	A. Lever	7	G. McGlothan
11	C. McMillian	5	B. Okpoh
AST		STL	
5	A. Lever	3	G. McGlothan
39-68 57.4%		FG	
5-16 31.3%		3P%	
44 (32/12)		REB (D/O)	
5		TO	

"Chance played really well. He can really shoot the basketball. Once he got that first one to go his confidence you could see start to grow." - **BRYCE DREW**

TUESDAY, DECEMBER 1 | HOME



MISSISSIPPI VALLEY STATE

49

GRAND CANYON

88



PTS		REB	
13	Terry Collins	7	Terry Collins
12	Devin Gordon	4	Caleb Hunter
8	2 tied	4	Alexander Perry
AST		STL	
6	Caleb Hunter	1	4 tied
17-59 28.8%		FG	
13-39 33.3%		3P%	
26 (20/6)		REB (D/O)	
16		TO	

PTS		REB	
20	A. Lever	13	A. Midtgaard
17	A. Midtgaard	7	D. Zdor
13	J. Blacksher Jr.	6	2 tied
AST		STL	
6	J. Blacksher Jr.	2	O. Frayer
38-69 55.1%		FG	
7-26 26.9%		3P%	
56 (38/18)		REB (D/O)	
14		TO	

"It's great to win. We never take a win for granted. It's nice to be able to start out this way." - **BRYCE DREW**

FRIDAY, DECEMBER 11 | HOME



NEVADA

77

GRAND CANYON

87



PTS		REB	
24	D. Cambridge	4	D. Cambridge
16	G. Sherfield	4	W. Washington
10	W. Washington	4	Z. Meeks
AST		STL	
5	G. Sherfield	2	2 tied
27-59 45.8%		FG	
9-25 36.0%		3P%	
28 (19/9)		REB (D/O)	
10		TO	

PTS		REB	
22	J. Blacksher Jr.	9	O. Frayer
19	A. Lever	5	M. Dixon
12	O. Frayer	4	2 tied
AST		STL	
4	J. Blacksher Jr.	2	A. Lever
30-52 57.7%		FG	
9-19 47.4%		3P%	
31 (24/7)		REB (D/O)	
14		TO	

"Man, I'm so proud of this team I thought they really went out each time and responded with either a big made basket or a defensive stop at the other end." - **BRYCE DREW**

SUNDAY, DECEMBER 13 | HOME



(23) ARIZONA STATE

71

GRAND CANYON

70



PTS		REB	
31	R. Martin	6	K. Lawrence
11	J. Christopher	4	J. Christopher
10	H. Woods	4	H. Woods
AST		STL	
4	R. Martin	3	2 tied
27-57 47.4%		FG	
7-19 36.8%		3P%	
27 (23/4)		REB (D/O)	
12		TO	

PTS		REB	
22	J. Blacksher Jr.	9	O. Frayer
19	A. Lever	5	M. Dixon
12	O. Frayer	4	2 tied
AST		STL	
4	J. Blacksher Jr.	2	A. Lever
23-48 47.9%		FG	
5-15 33.3%		3P%	
32 (28/4)		REB (D/O)	
18		TO	

"Their team really fought hard and I think Coach Drew is going to do a great job out here in the Valley." - **BOBBY HURLEY**

SUNDAY, DECEMBER 20 | LAS VEGAS, NEV.



SAN FRANCISCO

68

GRAND CANYON

65




PTS		REB	
22	K. Shabazz	6	D. Ryuny
17	J. Bouyeya	6	J. Kunen
11	J. Rishwain	5	K. Shabazz
AST		STL	
3	2 tied	4	D. Ryuny
23-57 40.4%		FG	
14-37 37.8%		3P%	
36 (25/11)		REB (D/O)	
14		TO	

PTS		REB	
18	A. Midtgaard	10	A. Midtgaard
14	O. Frayer	4	O. Frayer
12	A. Lever	3	3 tied
AST		STL	
9	J. Blacksher Jr.	2	J. Blacksher Jr.
28-57 49.1%		FG	
2-14 14.2%		3P%	
37 (28/9)		REB (D/O)	
13		TO	

"We gave up a few too many 3s in those last 10 minutes that really hurt us, but I'm really proud of the guys." - **BRYCE DREW**

TUESDAY, DECEMBER 22 | LAS VEGAS, NEV.



COLORADO
74

PTS		REB	
21	M. Wright	5	J. Horne
16	E. Battey	4	M. Wright
12	J. Horne	3	E. Parquet
AST		STL	
7	M. Wright	3	D. Walton

24-48	50.0%	FG
8-17	47.1%	3P%
20 (17/3)		REB (D/O)
7		TO

"We knew coming into this game that this team's for real. Their two big guys, they are Pac-12 level players. Those guys can play." - **TAD BOYLE**

SATURDAY, JANUARY 9 | AWAY



GRAND CANYON
59

PTS		REB	
18	A. Midtgaard	11	A. Midtgaard
12	O. Frayer	11	G. McGlothan
7	J. Blacksher Jr.	4	2 tied
AST		STL	
2	5 tied	1	O. Frayer

19-41	46.3%	FG
6-18	33.3%	3P%
39 (31/8)		REB (D/O)
15		TO

"Really impressive how you guys kept your cool like that. That ain't easy to come in here and win two games back-to-back. That's really hard to do so hat's off." - **SCOTT DREW**

SATURDAY, JAN. 16 | HOME




BETHESDA
47

PTS		REB	
30	S. Wooten	11	S. Wooten
6	R. Smith	8	A. Adgers
4	M. Williams	3	L. Benford
AST		STL	
1	4 tied	1	4 tied

17-63	27.0%	FG
5-33	15.2%	3P%
33 (20/13)		REB (D/O)
21		TO

"Every chance I get an opportunity to step on the floor, I'm going to play as hard as I can. That's what I did tonight. I was just having fun." - **LIAM LLOYD**




GRAND CANYON
64

PTS		REB	
17	J. Blacksher Jr.	9	A. Midtgaard
16	A. Midtgaard	4	3 tied
12	S. Miller-Moore		
AST		STL	
5	S. Miller-Moore	1	2 tied

27-53	50.9%	FG
5-20	25.0%	3P%
33 (22/11)		REB (D/O)
17		TO

FRIDAY, JANUARY 8 | AWAY



GRAND CANYON
75

PTS		REB	
19	A. Midtgaard	9	A. Midtgaard
14	G. McGlothan	7	G. McGlothan
11	M. Dixon	5	2 tied
AST		STL	
6	J. Blacksher Jr.	1	O. Frayer

24-53	45.3%	FG
5-17	29.4%	3P%
36 (25/11)		REB (D/O)
12		TO

"We knew it was going to be 40 minutes of their defensive pressure. I thought our guys really did a good job.." - **BRYCE DREW**

FRIDAY, JAN. 15 | HOME




BETHESDA
62

PTS		REB	
39	S. Wooten	11	S. Wooten
15	J. Clark	5	L. Benford
3	2 tied	3	2 tied
AST		STL	
5	S. Wooten	1	L. Benford

21-66	31.8%	FG
14-45	31.1%	3P%
32 (20/12)		REB (D/O)
22		TO

"We have not shot the ball well so it was really encouraging to see us make 13 3s tonight from a lot of different guys." - **BRYCE DREW**

FRIDAY, JAN. 22 | AWAY



DIXIE STATE
74

PTS		REB	
23	H. Schofield	8	J. Nicolds
22	C. Gooden	6	C. Gooden
8	J. Nicolds	6	H. Schofield
AST		STL	
3	3 tied	2	I. Pope

28-62	45.2%	FG
8-21	38.1%	3P%
32 (25/7)		REB (D/O)
11		TO

"It's really hard to win on the road. I really credit our guys in the second half. We had that nice run." - **BRYCE DREW**



TARLETON
72

PTS		REB	
30	M. Gipson	14	T. Small
11	T. Small	5	M. Gipson
9	J. Jackson	3	2 tied
AST		STL	
4	M. Gipson	3	M. Gipson

25-57	43.9%	FG
7-22	31.8%	3P%
30 (22/8)		REB (D/O)
9		TO

OUTLOOK

REVIEW



TEAM

THIS IS GCU

HISTORY



REVIEW » GAME CAPSULES

SATURDAY, JAN. 23 | AWAY

	DIXIE STATE	46	▶	GRAND CANYON	
PTS	REB	PTS		PTS	REB
14 C. Gooden	5 C. Gooden	16 A. Midtgaard		12 G. McGlothan	
6 F. Staine	3 3 tied	13 A. Lever		9 A. Midtgaard	
6 D. Youngblood		11 C. McMillian		6 A. Lever	
AST	STL	AST		AST	STL
2 3 tied	2 2 tied	5 O. Frayer		2 2 tied	
16-45 35.6%	FG	28-57 49.1%			
2-12 16.7%	3P%	7-22 31.8%			
26 (22/4)	REB (D/O)	42 (30/12)			
18	TO	13			



"Guys really responded. The biggest thing we wanted is we just wanted a lot more overall effort and I thought we did it for 40 minutes tonight." - **BRYCE DREW**

FRIDAY, JAN. 29 | HOME

	NEW MEXICO STATE	62	▶	GRAND CANYON	
PTS	REB	PTS		PTS	REB
15 J. McCants	7 J. McCants	14 A. Lever		9 A. Midtgaard	
12 J. Rice	6 D. Tillman	14 M. Dixon		5 O. Frayer	
9 W. Likayi	6 W. McNair	12 A. Midtgaard		3 3 tied	
AST	STL	AST		AST	STL
3 E. Gilyard	2 J. McCants	8 J. Blacksher Jr.		1 M. Dixon	
16-52 30.8%	FG	26-49 53.1%			
5-30 16.7%	3P%	7-18 38.9%			
35 (18/17)	REB (D/O)	28 (23/5)			
12	TO	11			



"Looks like we're going to have some battle royales with them for the near future. Every time we play, I think it'll probably be a pretty strong and heated battle." - **CHRIS JANS**

SATURDAY, JAN. 30 | HOME

	NEW MEXICO STATE	53	▶	GRAND CANYON	
PTS	REB	PTS		PTS	REB
13 W. Likayi	5 C. Henry	14 A. Midtgaard		10 A. Midtgaard	
11 J. Rice	4 J. McCants	12 A. Lever		7 J. Blacksher Jr.	
11 D. Tillman	3 2 tied	11 J. Blacksher Jr.		4 2 tied	
AST	STL	AST		AST	STL
3 3 tied	1 3 tied	5 J. Blacksher Jr.		2 J. Blacksher Jr.	
19-52 36.5%	FG	26-54 48.1%			
7-31 22.6%	3P%	5-19 26.3%			
30 (20/10)	REB (D/O)	34 (24/10)			
12	TO	10			



"I'm really proud of our guys. They really came at us in the second half with a couple runs and we were able to get defensive stops." - **BRYCE DREW**

FRIDAY, FEB. 19 | HOME

	CALIFORNIA BAPTIST	61	▶	GRAND CANYON	
PTS	REB	PTS		PTS	REB
13 E. Thomas	11 G. Gak	19 A. Lever		11 A. Midtgaard	
12 T. Rowell	7 E. Thomas	14 A. Midtgaard		10 A. Lever	
12 G. Gak	3 4 tied	13 M. Dixon		7 J. Blacksher Jr.	
AST	STL	AST		AST	STL
6 T. Rowell	1 4 tied	7 J. Blacksher Jr.		1 3 tied	
24-59 40.7%	FG	25-54 46.3%			
6-20 30.0%	3P%	3-15 20.0%			
35 (29/6)	REB (D/O)	42 (33/9)			
9	TO	8			



"Our guys' focus was really good to get over and through screens and try to make them take tough shots." - **BRYCE DREW**

SATURDAY, FEB. 20 | HOME

	CALIFORNIA BAPTIST	65	▶	GRAND CANYON	
PTS	REB	PTS		PTS	REB
19 T. Rowell	14 E. Thomas	15 M. Dixon		15 A. Midtgaard	
13 G. Gak	5 R. Nottage	12 J. Blacksher Jr.		9 A. Lever	
11 R. Nottage	4 4 tied	11 2 tied		4 2 tied	
AST	STL	AST		AST	STL
8 T. Rowell	3 2 tied	4 O. Frayer		1 A. Lever	
24-59 40.7%	FG	22-59 37.2%			
4-16 25.0%	3P%	9-22 40.9%			
41 (27/14)	REB (D/O)	40 (25/15)			
10	TO	14			

"We didn't come out with the same fire that we've come out with before for some reason, but they had a lot to do with that for how aggressive they were." - **BRYCE DREW**

FRIDAY, FEB. 26 | AWAY

	SEATTLE U	63	▶	GRAND CANYON	
PTS	REB	PTS		PTS	REB
17 D. Trammell	10 E. Udenyi	24 A. Lever		12 A. Midtgaard	
14 K. Williamson	5 D. Trammell	15 A. Midtgaard		5 C. McMillian	
13 R. Grigsby	4 2 tied	6 L. Lloyd		3 4 tied	
AST	STL	AST		AST	STL
7 D. Trammell	2 N. Robinson	5 J. Blacksher Jr.		1 2 tied	
20-56 35.7%	FG	21-55 38.2%			
6-25 24.0%	3P%	6-23 26.1%			
33 (21/12)	REB (D/O)	41 (28/13)			
9	TO	19			

"We know that teams are going to pack it in and make us shoot from the perimeter so we've got to step up and make shots." - **BRYCE DREW**

SATURDAY, FEB. 27 | AWAY

 **SEATTLE U** **71** **GRAND CANYON** **81** 

PTS		REB		PTS		REB	
28	D. Trammell	4	D. Trammell	17	J. Blacksher Jr.	16	A. Midtgaard
25	R. Grigsby	4	R. Grigsby	16	A. Midtgaard	6	A. Lever
7	K. Williamson	4	E. Udenyi	14	2 tied	5	S. Miller-Moore
AST		STL		AST		STL	
5 D. Trammell		2 R. Grigsby		7 J. Blacksher Jr.		3 J. Blacksher Jr.	
24-60 40.0%		FG		25-52 48.1%			
6-20 30.0%		3P%		9-23 39.1%			
21 (15/6)		REB [D/O]		42 (29/13)			
11		TO		18			

"This is who we were earlier on. The last 30 minutes made the coaches proud and hopefully we can continue this into March." - **BRYCE DREW**

FRIDAY, MARCH 5 | HOME

 **UTAH VALLEY** **59** **GRAND CANYON** **55** 

PTS		REB		PTS		REB	
20	E. Cole	15	F. Aimaq	16	A. Lever	7	S. Miller-Moore
16	T. Woodbury	7	J. Overton	10	M. Dixon	6	A. Lever
9	F. Aimaq	7	L. Darthard	10	O. Frayer	6	A. Midtgaard
AST		STL		AST		STL	
3 B. Nield		3 E. Cole		9 J. Blacksher Jr.		3 J. Blacksher Jr.	
24-60 40.0%		FG		23-59 39.0%			
5-9 55.6%		3P%		7-23 30.4%			
45 (30/15)		REB [D/O]		32 (26/6)			
13		TO		13			

"This is an emotional loss. It's hard to bounce back after emotional losses, but there's still a lot to play for so hopefully they'll be excited for tomorrow." - **BRYCE DREW**

SATURDAY, MARCH 6 | HOME

 **UTAH VALLEY** **64** **GRAND CANYON** **74** 

PTS		REB		PTS		REB	
14	F. Aimaq	9	F. Aimaq	16	A. Lever	11	A. Midtgaard
13	J. Overton	4	T. Woodbury	15	A. Midtgaard	9	A. Lever
8	C. Leifson	4	E. Cole	14	J. Blacksher Jr.	7	O. Frayer
AST		STL		AST		STL	
6 T. Woodbury		2 2 tied		5 J. Blacksher Jr.		2 J. Blacksher Jr.	
24-52 46.2%		FG		27-54 50.0%			
4-13 30.8%		3P%		6-17 35.3%			
27 (24/3)		REB [D/O]		37 (28/9)			
10		TO		10			

"We want to be able to build something special here and that takes time. It takes steps and I'm really proud of these guys..." - **BRYCE DREW**

FRIDAY, MARCH 12 | WAC TOURNAMENT

 **SEATTLE U** **47** **GRAND CANYON** **81** 

PTS		REB		PTS		REB	
15	R. Grigsby	4	R. Grigsby	15	J. Blacksher Jr.	14	G. McGlothan
12	D. Trammell	4	E. Udenyi	14	C. McMillian	7	M. Dixon
7	N. Robinson	4	K. Williamson	14	G. McGlothan	6	2 tied
AST		STL		AST		STL	
3 D. Trammell		1 6 tied		5 J. Blacksher Jr.		4 J. Blacksher Jr.	
17-60 28.3%		FG		28-56 50.0%			
4-26 15.4%		3P%		8-21 38.1%			
27 (15/12)		REB [D/O]		51 (37/14)			
11		TO		14			

"It was better than we could've hoped or imagined. It was one of our better defensive games of the year and one of our better shooting games of the year." - **BRYCE DREW**

SATURDAY, MARCH 13 | WAC TOURNAMENT

 **NEW MEXICO STATE** **56** **GRAND CANYON** **74** 

PTS		REB		PTS		REB	
18	E. Gilyard	5	D. Tillman	19	J. Blacksher Jr.	8	A. Midtgaard
12	J. Rice	5	J. McCants	12	A. Midtgaard	7	J. Blacksher Jr.
11	D. Tillman	3	J. Rice	10	M. Dixon	6	G. McGlothan
AST		STL		AST		STL	
2 E. Gilyard		2 E. Gilyard		3 A. Lever		3 J. Blacksher Jr.	
20-55 36.4%		FG		26-55 47.3%			
9-32 28.1%		3P%		8-21 38.1%			
25 (20/5)		REB [D/O]		39 (28/11)			
9		TO		9			

"Just being able to celebrate this with the team and the first time for Grand Canyon and being part of that is incredible. It's unbelievable." - **ASBJØRN MIDTGAARD**

SATURDAY, MARCH 20 | NCAA TOURNAMENT

 **(2) IOWA** **86** **(15) GRAND CANYON** **74** 

PTS		REB		PTS		REB	
24	L. Garza	8	J. Wieskamp	18	A. Midtgaard	7	G. McGlothan
16	J. Wieskamp	7	K. Murray	15	J. Blacksher Jr.	6	A. Midtgaard
13	Bohannon/Murray	6	L. Garza	13	Lever/McGlothan	5	A. Lever
AST		STL		AST		STL	
5 J. Wieskamp		2 L. Garza		7 J. Blacksher Jr.		1 4 tied	
29-54 53.7%		FG		30-70 42.9%			
10-22 45.5%		3P%		7-26 26.9%			
33 (24/9)		REB [D/O]		37 (19/18)			
6		TO		7			

"It hurts that we went out this way but GCU has great years coming up. We set a tone for seasons to come. We put the program in the right direction." - **ALESSANDRO LEVER**

OUTLOOK

REVIEW

TEAM

THIS IS GCU

HISTORY

REVIEW » CONFERENCE RECAP



AROUND THE WAC

WAC PLAYERS OF THE WEEK

Nov. 30	Riley Grigsby, Seattle U
Dec. 7	Jacob Nicolds, Dixie State
Dec. 14	Jovan Blacksher Jr., Grand Canyon
Dec. 21	Sean Rhea, UT Rio Grande Valley
Dec. 28	Asbjørn Midtgaard, Grand Canyon
Jan. 4	Darrion Trammell, Seattle U
Jan. 11	Asbjørn Midtgaard, Grand Canyon
Jan. 18	Fardaws Aimaq, Utah Valley
Jan. 25	Gorjok Gak, California Baptist
Feb. 1	Reed Nottage, California Baptist
Feb. 8	Darrion Trammell, Seattle U
Feb. 15	Fardaws Aimaq, Utah Valley
Feb. 22	Asbjørn Midtgaard, Grand Canyon
March 1	Fardaws Aimaq, Utah Valley
March 8	Montre' Gipson, Tarleton

PRESEASON COACHES POLL

First Team

Alessandro Lever	F	Grand Canyon
Javon Levi	G	UT Rio Grande Valley
Johnny McCants	F	New Mexico State
Jabari Rice	G	New Mexico State
Donnie Tillman	F	New Mexico State

Second Team

Jovan Blacksher Jr.	G	Grand Canyon
Oscar Frayer	F	Grand Canyon
Evan Gilyard	G	New Mexico State
Riley Grigsby	F	Seattle U
Hunter Schofield	F	Dixie State

PAST CHAMPIONS

Year	Regular Season	Tournament
2020-21	GCU, Utah Valley	GCU
2019-20	New Mexico State	none (COVID-19)
2018-19	New Mexico State	New Mexico State
2017-18	New Mexico State	New Mexico State
2016-17	CSU Bakersfield	*New Mexico State
2015-16	New Mexico State	*CSU Bakersfield
2014-15	New Mexico State	*New Mexico State
2013-14	Utah Valley	*New Mexico State

* GCU not eligible for tournament participation

CONFERENCE STANDINGS

	SCHOOL	OVERALL		CONFERENCE		H	A	N	STRK	NET
		W-L	PCT	W-L	PCT					
1	GCU Grand Canyon	17-7	.708	9-3	.750	10-3	5-1	2-3	L1	108
2	Utah Valley	11-11	.500	9-4	.692	8-4	3-6	0-1	L2	206
3	New Mexico State	12-8	.600	7-6	.538	4-2	5-5	3-1	L1	164
4	CBU California Baptist	13-10	.522	6-6	.500	11-4	2-5	0-1	L1	238
5	Tarleton	10-10	.500	5-7	.417	6-3	4-7	--	W3	253
6	SU Seattle U	12-11	.522	4-5	.444	6-3	4-6	2-2	L1	236
7	Dixie State	8-13	.381	4-10	.400	5-7	3-6	--	L2	314
8	UTRGV	9-10	.474	2-5	.286	8-3	1-6	0-1	L6	282
9	Chicago State	0-9	.000	SUSPENDED SEASON						346

CONFERENCE LEADERBOARDS

Scoring Offense

Team	G	W-L	Pts	AVG
1. California Baptist	23	13-10	1820	79.13
2. Grand Canyon	24	17-7	1812	75.50
3. Utah Valley	22	11-11	1632	74.18
4. Tarleton St.	20	10-10	1467	73.35
5. Seattle U	23	12-11	1677	72.91
6. UTRGV	19	9-10	1376	72.42
7. New Mexico St.	20	12-8	1422	71.10
8. Dixie St.	21	8-13	1461	69.57
9. Chicago St.	9	0-9	499	55.44

Scoring Defense

Team	G	Pts	AVG
1. Grand Canyon	24	1491	62.13
2. Tarleton St.	20	1246	62.30
3. New Mexico St.	20	1283	64.15
4. UTRGV	19	1287	67.74
5. Seattle U	23	1578	68.61
6. California Baptist	23	1674	72.78
7. Utah Valley	22	1635	74.32
8. Dixie St.	21	1603	76.33
9. Chicago St.	9	798	88.67

Scoring Margin

Team	G	Off	Def	Margin
1. Grand Canyon	24	75.50	62.13	+13.38
2. Tarleton St.	20	73.35	62.30	+11.05
3. New Mexico St.	20	71.10	64.15	+6.95
4. California Baptist	23	79.13	72.78	+6.35
5. UTRGV	19	72.42	67.74	+4.68
6. Seattle U	23	72.91	68.61	+4.30
7. Utah Valley	22	74.18	74.32	-0.14
8. Dixie St.	21	69.57	76.33	-6.76
9. Chicago St.	9	55.44	88.67	-33.22

Free Throw Percentage

Team	G	FTM	FTA	Pct.
1. California Baptist	23	337	457	.737
2. Seattle U	23	305	416	.733
3. New Mexico St.	20	263	361	.729
4. Tarleton St.	20	297	412	.721
5. Dixie St.	21	305	427	.714
6. Chicago St.	9	88	126	.698
7. Grand Canyon	24	297	434	.684
8. UTRGV	19	298	468	.637
9. Utah Valley	22	332	526	.631

Field Goal Percentage

Team	G	FGM	FGA	Pct.
1. Grand Canyon	24	676	1384	.488
2. Utah Valley	22	592	1246	.475
3. California Baptist	23	634	1335	.475
4. Tarleton St.	20	530	1129	.469
5. New Mexico St.	20	492	1156	.426
6. Dixie St.	21	514	1227	.419
7. Seattle U	23	593	1426	.416
8. UTRGV	19	476	1164	.409
9. Chicago St.	9	180	497	.362

Field Goal Percentage Defense

Team	G	FGM	FGA	Pct.
1. Grand Canyon	24	521	1361	.383
2. Tarleton St.	20	398	985	.404
3. UTRGV	19	436	1073	.406
4. Seattle U	23	531	1266	.419
5. Utah Valley	22	565	1325	.426
6. New Mexico St.	20	452	1051	.430
7. California Baptist	23	600	1359	.442
8. Dixie St.	21	581	1285	.452
9. Chicago St.	9	295	558	.529

3-Point FG Percentage

Team	G	3FG	3FGA	Pct.
1. California Baptist	23	215	547	.393
2. Tarleton St.	20	110	291	.378
3. Utah Valley	22	116	335	.346
4. Grand Canyon	24	163	496	.329
5. New Mexico St.	20	175	553	.316
6. Seattle U	23	186	593	.314
7. Dixie St.	21	128	418	.306
8. UTRGV	19	126	429	.294
9. Chicago St.	9	51	203	.251

3-Point FG Percentage Defense

Team	G	3FG	3FGA	Pct.
1. Grand Canyon	24	168	570	.295
2. UTRGV	19	105	351	.299
3. Dixie St.	21	143	467	.306
4. New Mexico St.	20	124	383	.324
5. Seattle U	23	151	458	.330
6. Utah Valley	22	157	458	.343
7. Tarleton St.	20	157	455	.345
8. California Baptist	23	157	451	.348
9. Chicago St.	9	81	205	.395



MEET

THE

LOPES

GCU

THE LOPES » ROSTER



NUMERICAL ROSTER

#	NAME	POS	HT	WT	YR	HOMETOWN	HIGH SCHOOL / PREVIOUS
0	Sean Miller-Moore	G	6-4	210	5th	Toronto, Ontario	Thornlea Secondary / Oregon State
1	Dima Zdor	F/C	6-10	230	Sr.*	Yalta, Ukraine	Saint James / Weber State DEE-ma za-DORE
2	Chance McMillian	G	6-3	185	So.*	Vallejo, Calif.	Jesse Bethel / Golden State Prep
3	Kobe Knox	G	6-5	185	Fr.	Tampa, Fla.	Tampa Catholic / Bosco Institute
5	Jalen Blackmon	G	6-3	180	Fr.	Marion, Ind.	Marion BLACK-minn
10	Jovan Blacksher Jr.	G	5-11	165	Jr.*	Oakland, Calif.	Shadow Mountain BLACK-sure
11	Holland Woods II	G	6-1	190	5th	Phoenix, Ariz.	Apollo / Portland St. / Ariz. St.
13	Aidan Igiehon	F	6-10	245	Jr.*	Dublin, Ireland	Lawrence Woodmere / Louisville ee-GYAY-hawn
14	Jayden Stone	G	6-4	195	So.*	Perth, Australia	Sunrise Christian
15	Raef Gerdes	F	6-7	185	Sr.*	Lee's Summit, Mo.	Summit Christian GERR-diss
21	Liam Lloyd	G	6-5	200	So.*	Spokane, Wash.	Gonzaga Prep
24	Yvan Ouedraogo	F	6-9	255	Jr.*	Bordeaux, France	NISEP / Nebraska I-van WOO-drah-oh-go
30	Gabe McGlothan	F	6-7	230	R-Jr.*	Gilbert, Ariz.	Basha / Southeast Missouri State mc-GLAW-thin
31	Ethan Spry	F	6-7	215	Jr.*	Phoenix, Ariz.	Scottsdale Christian
33	Isaiah Shaw	G	6-7	190	Fr.	Rome, Italy	Davidson Academy / PHH Prep
35	Taeshon Cherry	F	6-8	225	Sr.*	El Cajon, Calif.	Foothills Christian / Arizona State TAY-shawn
55	Walter Ellis	G	6-5	190	Sr.*	Granger, Ind.	Brewster Academy / Bucknell

Head Coach	Bryce Drew Valparaiso (1998) 2nd season
Assistant Coach	Jamall Walker Illinois (1999) 2nd season
Assistant Coach	Ed Schilling Miami (Ohio) (1988) 2nd season
Assistant Coach	Casey Shaw Toledo (1998) 2nd season
Director of Player Development	Ryne Lightfoot Bethel (Ind.) 2nd season
Director of Video Operations	Peyton Prudhomme Texas Wesleyan 1st season
Director of Recruiting	Kylen Butler Indianapolis 1st season
Graduate Manager	Ethan Cisneros Grand Canyon 1st season
Athletic Trainer	Geordie Hackett Springfield 17th season
Strength & Conditioning Coach	Jordan Jackson CSU Northridge 2nd season



0

SEAN MILLER-MOORE

G • 6-4 • 210 • 5th
Toronto, Canada



1

DIMA ZDOR

F/C • 6-10 • 230 • Sr.*
Yalta, Ukraine



2

CHANCE McMILLIAN

G • 6-3 • 185 • So.*
Vallejo, Calif.



3

KOBE KNOX

G • 6-5 • 185 • Fr.
Tampa, Fla.



5

JALEN BLACKMON

G • 6-3 • 180 • Fr.
Marion, Ind.



10

JOVAN BLACKSHER JR.

G • 5-11 • 165 • Jr.*
Oakland, Calif.



11

HOLLAND WOODS II

G • 6-1 • 190 • 5th
Phoenix, Ariz.



13

AIDAN IGIEHON

F • 6-10 • 245 • Jr.*
Dublin, Ireland



14

JAYDEN STONE

G • 6-4 • 195 • So.*
Perth, Australia



15

RAEF GERDES

F • 6-7 • 185 • Sr.*
Lee's Summit, Mo.



21

LIAM LLOYD

G • 6-5 • 200 • So.*
Spokane, Wash.



24

YVAN QUEDRAOGO

F • 6-9 • 255 • Jr.*
Bordeaux, France



30

GABE MCGLOTHLAN

F • 6-7 • 230 • R-Jr.*
Gilbert, Ariz.



31

ETHAN SPRY

F • 6-7 • 215 • Jr.*
Phoenix, Ariz.



33

ISAIAH SHAW

F • 6-7 • 190 • Fr.
Rome, Italy



35

TAESHON CHERRY

F • 6-8 • 225 • Sr.*
El Cajon, Calif.



55

WALTER ELLIS

G • 6-5 • 190 • Sr.*
Granger, Ind.

* denotes player has COVID year of eligibility still remaining that is not reflected

MEN'S BASKETBALL STAFF



BRYCE DREW

Head Coach
2nd season



JAMALL WALKER

Assistant Coach
2nd season



ED SCHILLING

Assistant Coach
2nd season



CASEY SHAW

Assistant Coach
2nd season



RYNE LIGHTFOOT

Dir. of Player
Development
2nd season



PEYTON PRUDHOMME

Dir. of Video
Operations
2nd season



KYLEN BUTLER

Dir. of Recruiting
1st season



ETHAN CISNEROS

Graduate Manager
5th season



GEORDIE HACKETT

Athletic Trainer
17th season



JORDAN JACKSON

Strength Coach
2nd season

THE LOPES » HEAD COACH BRYCE DREW



COLLEGE COACHING RECORD

Year	School	Record
2011-12	Valparaiso	22-12
2012-13	Valparaiso	26-8
2013-14	Valparaiso	18-16
2014-15	Valparaiso	28-6
2015-16	Valparaiso	30-7
2016-17	Vanderbilt	19-16
2017-18	Vanderbilt	12-20
2018-19	Vanderbilt	9-23
2020-21	Grand Canyon	17-7
2021-22	Grand Canyon	--

181-115 (.611)

BY THE NUMBERS

4 NCAA TOURNAMENTS

181 HEAD COACHING VICTORIES

.611 WIN PERCENTAGE

8 CONFERENCE CHAMPIONSHIPS

6 NBA SEASONS

243 CAREER NBA GAMES

1,081 CAREER NBA POINTS

Bryce Drew is in his second season as Grand Canyon's men's basketball head coach in 2021-22 after being named the 14th head coach in program history prior to the 2020-21 campaign.

Drew wasted no time getting acclimated to his new school, leading the Lopes to their first appearance in the D-I NCAA tournament in his inaugural season. GCU won its first WAC regular-season title and its first WAC tournament title, advancing to March Madness and a date with No. 2 seeded Iowa. The Lopes went 17-7 overall and 9-3 in conference play amid a season plagued by the coronavirus pandemic. In a span of 12 months, Drew recruited new players (including WAC Newcomer of the Year Asbjørn Midtgaard), established a new culture and program identity and won a pair of WAC titles, all while facing various levels of practice restrictions and testing requirements due to COVID-19.

The Drew era opened with four straight victories including an impressive 87-77 win over Nevada at GCU Arena. The Lopes won their first seven WAC games including the school's first sweep of New Mexico State. On the regular season's final day, GCU defeated Utah Valley to win its first regular-season title and claim the top seed in the conference's tournament.

GCU had a dominant run in the 2021 WAC tournament, defeating No. 5 seed Seattle U 81-47 and No. 3 New Mexico State 74-56.

Drew made his fourth appearance in the NCAA tournament as a head coach, doing so at three different schools.

Prior to GCU, Drew has had successful head coaching stops at his alma mater, Valparaiso, and at Vanderbilt, where he qualified for his third NCAA tournament visit as a head coach in 2017. Drew enters GCU with a career coaching record of 164-108 (.603), including a program-record season of 30 wins in his final year at Valparaiso.

Drew averaged 25 wins per season at Valparaiso and won the Horizon League regular-season championship four times during his five-year tenure (2011-16). He led the Crusaders to their first NCAA tournament berth in nine years with 2013 and 2015 visits.

Drew moved to Vanderbilt to take on the SEC challenge in 2016 and coached his first Commodores team to five wins against top-25 teams and an NCAA tournament berth. He came to the Phoenix area to land his first Vanderbilt recruit, Saben Lee, who starred in the 2019-20 season with 18.6 points and 4.2 assists per game.

In 2017, Drew assembled the greatest recruiting class in Vanderbilt history when he signed two five-star prospects. One of those players, Darius Garland, played only five games that season but was still drafted fifth overall by the Cleveland Cavaliers in the 2019 NBA Draft.

In 2019-20, Drew worked as an ESPN studio and game analyst, visited college and pro coaches and spent time with his wife, Tara, and 5-year-old son, Bryson. Drew's Christian

faith has been embedded in his life, as a Fellowship of Christian Athletes member, Athletes in Action player and a coach at faith-based universities.

Drew played six NBA seasons after being drafted 16th overall by the Houston Rockets in 1998, where he started 41 games in 2000-01. In 1999, the NBA awarded him with the Henry P. Iba Citizen Athlete Award for sportsmanship.

The 6-foot-3 point guard, who also played for the Chicago Bulls and New Orleans Hornets, was known for his perimeter shot (37% 3-point shooting) but he is most famous for "The Shot" he made in the 1998 NCAA tournament to lead the No. 13 seeded Valparaiso Crusaders over No. 4 seeded Ole Miss.

Valparaiso kept the Cinderella slipper for another round, beating Florida State in overtime to become the program's first Sweet 16 team. Drew finished with two Mid-Continent Conference Player of the Year awards and a school-record 2,142 points. He averaged 17.7 points and 5.2 assists for his career, which ended with All-America third-team honors. His No. 24 was retired at the northwest Indiana campus.

Drew comes from a basketball family and played for his dad Homer at Valparaiso. His brother Scott began his coaching career at Valparaiso in 2002 and has since turned the Baylor basketball program around with a 379-222 record in 18 seasons and a 2021 national championship. Drew's sister Dana was a Mid-American Conference Player of the Year at Toledo.

*Happy to see @BryceDrewCoach
get the @GCU_MBB job!*

DICK VITALE, ESPN ANALYST

*This might turn into the best hire of the off-season.
Bryce Drew is an excellent coach, evaluator and
recruiter. Hard to find a nicer person.*

PAUL BIANCARDI, ESPN ANALYST

*Bryce Drew is your head coach at Grand Canyon.
Happy to see him get another shot, and with their
resources and facilities, GCU is a mid-major sleeping
giant. Guy could do BIG things at that school.*

AARON TORRES, FOX SPORTS

*I have known the Drew family for decades. I can't
think of a better coach and person to lead our
basketball program going forward.*

JERRY COLANGELO, GCU ADVISER



DREW'S PRO CAREER

CAREER HIGHLIGHTS

- 1998 NBA DRAFT
16TH OVERALL PICK
- 243 GAMES / 46 STARTS
- 37.1% 3-POINT SHOOTER
- 6.3 POINTS PER GAME WITH CHICAGO BULLS IN 2000-01
- FEB. 5, 1999 NBA DEBUT
- 83.0% CAREER FT SHOOTER

DREW'S NBA CAREER

1998 2000		HOUSTON ROCKETS
2000 2001		CHICAGO BULLS
2001 2004		CHARLOTTE / NEW ORLEANS HORNETS



DREW'S NBA STATS

Year	Team	G	GS	MP	FG	FGA	FG%	3P	3PA	3P%	FT	FTA	FT%	ORB	DRB	REB	AST	STL	BLK	TOV	PF	PTS
1998-99	Houston Rockets	34	0	441	47	129	.364	16	49	.327	8	8	1.000	3	29	32	52	12	4	31	61	118
1999-00	Houston Rockets	72	5	1,293	158	413	.383	59	163	.362	45	53	.849	23	80	103	162	41	1	66	79	420
2000-01	Chicago Bulls	48	41	1,305	124	327	.379	40	105	.381	14	19	.737	12	57	69	185	32	3	68	99	302
2001-02	Charlotte Hornets	61	0	774	78	182	.429	31	73	.425	23	29	.793	14	58	72	101	32	2	33	49	210
2002-03	New Orleans Hornets	13	0	79	8	27	.296	3	7	.429	0	0	--	4	9	13	11	2	0	3	2	19
2003-04	New Orleans Hornets	15	0	78	4	18	.222	1	7	.143	3	3	1.000	0	6	6	13	4	0	8	1	12
Career		243	46	3,970	419	1,096	.382	150	404	.371	93	112	.830	56	239	295	524	123	10	209	291	1,081

DREW'S COLLEGE STATS

Year	Team	G	MP	FG	FGA	FG%	3P	3PA	3P%	FT	FTA	FT%	REB	AST	STL	BLK	TOV	PF	PTS
1994-95	Valparaiso	27	943	117	267	.438	78	170	.459	49	65	.754	64	162	37	3	71	59	361
1995-96	Valparaiso	32	1,136	178	401	.444	92	231	.398	103	119	.866	92	164	46	1	88	74	551
1996-97	Valparaiso	31	1,078	193	419	.461	100	219	.457	131	149	.879	94	145	50	4	77	71	617
1997-98	Valparaiso	31	--	208	462	.450	94	217	.433	103	130	.792	130	155	53	2	--	--	613
Career		121		696	1,549	.449	364	837	.435	386	463	.834	380	626	186	10	236	204	2,142

OUTLOOK

REVIEW


TEAM

THIS IS GCU

HISTORY

The Shot

*To Drew...
for the win...*
GOOD!
HE DID IT!
Bryce Drew did it!



Bryce Drew has lived nearly as many days since “The Shot” as before it but the perpetuity of his buzzer-beating NCAA tournament game-winner never stops blowing up his phone every March.

The new Grand Canyon head coach takes helm of the Lopes in hopes of guiding them to their Big Dance, a March Madness that is synonymous with the “The Shot” that Drew made for a Valparaiso upset win in March of 1998.

For the 22nd year, Drew relishes reliving the iconic moment along with the rest of the college basketball world.

Bryce and Homer Crew”It was such a blessing to have it all unfold how it did,” Drew said. “It’s such a fond memory that if I can use it as a platform to inspire/encourage others, I’m excited about that.”

Drew was playing his senior season at Valparaiso, which was coached by his father, Hall of Fame legend Homer, and had his older brother, now-Baylor head coach Scott, as an assistant coach.

The Crusaders reached the NCAA tournament during Drew’s sophomore and junior seasons and lost in the first round each time but he was one of six seniors who envisioned more for the 1997-98 team. With Drew suffering an early-season leg injury, Valparaiso hobbled to a 9-8 record but won its next 11 games and captured the Mid-Continent (now Summit) Conference Tournament title and a NCAA bid.

Valparaiso earned a No. 13 seed and was matched up with Midwest Regional No. 4 seed, Mississippi, which was ranked 10th nationally with a 22-5 record. The Crusaders had a rough preparation week with a blizzard hitting campus and Drew sitting out practices for a hamstring injury but they liked the 11 a.m. tip time in Oklahoma City, figuring they were more accustomed to odd start times.


Drew was in hot tub at 6 a.m. on game day to loosen the hamstring, not knowing he would need one last sprint and jump in the game’s 40th minute.

“The Shot” would not have been as dramatic if Drew had made it with five seconds remaining. With Mississippi leading 69-67, Drew missed a wide-open 3 from the

left wing and Valparaiso had to foul SEC Player of the Year Anyu Sesay with 4.1 seconds to go.

Drew walked toward the other free-throw line deep in thought.

“One point of view could’ve been I just missed the last shot of my career, a wide-open shot, that could’ve won



us the game, but there was a really a peace about the next play,” Drew said. “The whole thing was a blur from that point on to until I got up off the floor after we were celebrating the victory.”

Fortunately, the next few moments have been replayed thousands of times for his recollection, including one YouTube video with 348,000 views.

Sesay, a 74% free throw shooter, missed the first free throw and Valparaiso called time out to set up a play. That play went out the window when Sesay also missed the second free throw with the rebound caroming out of bounds (arguably off a Crusader) to change the amount of time and inbound point for Valpo.

Out of time outs, some Crusaders players began yelling out “Pacer,” a play borrowed from the Indiana Pacers that Valpo practiced often and used once in a game ... without the ball getting to the shooter.

Jamie Sykes was the baseline corner inbounder at 5 feet 11 but with a big arm as an outfielder who was drafted by the Arizona Diamondbacks in the 11th round in 1997. He pump-faked the defender into the air and then threw a three-quarter court pass to Bill Jenkins, a former volleyball standout with a 40-inch vertical leap.

Jenkins outleaped two Rebels, caught and delivered a touch pass in the air to Drew, who had darted toward the inbounder to get a step ahead of his defender streaking down the right sideline. Drew caught and fired a leaning 23-foot shot that he and his father, standing behind him with arms folded, thought was going to land short.

“A miracle! An absolute miracle!” CBS play-by-play announcer Ted Robinson screamed upon Drew making the shot at the buzzer for a 70-69 upset win.

Drew turned and dived onto the floor at the 3-point line, where the player dogpile ensued.

“Thank you Jesus!” Drew screamed from beneath it.

The team returned to its accommodations at an Oklahoma City Holiday Inn and marveled that its highlights were on ESPN throughout the night, not knowing “The Shot” would be replayed for basketball eternity.

“I didn’t even know I dived on the floor until I saw the video,” Drew said this week. “It’s pretty amazing. It just shows that you go from being a goat to a hero in four seconds. If they make the free throws and we lose, the lasting impression for my college career is a missed wide-open 3-pointer. Oh my goodness, for all the hours that I practiced that shot too.”

The game was the last one at Mississippi for Rob Evans, who became Arizona State’s coach. Valparaiso used the momentum of its first NCAA tournament victory to win again in the second round, defeating Florida State in overtime to become America’s Cinderella Sweet 16 team. The joyride ended with Drew scoring 18 in a 74-68 loss to Rhode Island.

Heart issue grew Drew faith

Teenage operations
put God at center for
new GCU head coach



Bryce Drew did not choose to attend church when he was a boy. That was just what the family did.

His parents, Homer and Janet, led the family's faith and their three children happily followed.

But Drew chose his walk upon being diagnosed with tachycardia, a type of arrhythmia with accelerated heartbeat, in eighth grade.

That spring, college basketball star Hank Gathers, also was afflicted with tachycardia, collapsed and died during a Loyola Marymount game. The Drews were fearful of heart procedures that were new at the time and elected for Drew to take medication.

The medicine left Drew constantly fatigued, even as the rapid pulse rate and shortness of breath continued into his high school freshman year in Valparaiso, Indiana, where his father was a College Basketball Hall of Fame coach.

"All I wanted to do was play college basketball," the new Grand Canyon men's basketball head coach said.

With Drew's heartbeat topping out at 250 beats per minute, the Valparaiso High freshman underwent the first of three surgeries over a span of eight months.

"The biggest impact was when I was laying on the operating table having a heart surgery," Drew said. "The doctor said I could come out and have a pacemaker and not be able to play sports competitively again. I also could not have even come out because it was such a new procedure."

On the operating table, his mother gave him a Bible verse, Psalm 46:10, which reads, "Be still and know that I am God."

"I remember saying that verse to myself and thinking, 'I really don't have any control of this. I don't know what's going to happen with my life,'" Drew said.

"Pretty much at that point is when I gave my life to Christ. I believe in this and this is my faith. That was the starting point. It's a journey with ups and downs. That's the great thing about God. He's a redeeming God and can give you grace."

Drew returned several months later for another surgery. With multiple arrhythmias, the strongest one only shows. After a Tuesday surgery, he was playing 3-on-3 backyard basketball when another arrhythmia surfaced in his atrium, but at a less threatening pace of 150 beats per minute.

Since that third and final surgery, he has needed to visit his heart surgeon once.

Drew went on to a legendary playing career for his father's team at Valparaiso, became a two-time Mid-Continent Conference Player of the Year, made the All-America third team and played six NBA seasons after being a first-round draft pick.

"When I'd go to play in the gym or go to work out, there was a thankfulness to be able to do those things," Drew said. "Before, you go play and you think everybody gets to do it. There was a lot more gratitude in my life and thankfulness to be able to do the things that I could do after that."

Drew became involved in Fellowship of Christian Athletes and an abstinence club during his collegiate playing career and later played for Athletes in Action, an international ministry through games.

He looked up to former NBA All-Star Mark Price for his openness with faith and followed suit, putting God at the center of the teams he coached at faith-based universities Valparaiso and Vanderbilt. His teams prayed before practices and held chapel before games, often offering his favorite Bible verse, Colossians 3:23, to help his players endure the highs and low of a season.

"Do your work for God, not for me."





Drew recruits on honesty

GCU coach's recruiting
succeeded at
Valpo, Vandy

Bryce Drew recruited championship teams to Valparaiso, a private university of 4,500 students in a small Indiana town.

He recruited nationally ranked classes to Vanderbilt, a private university in downtown Nashville with extremely high academic standards.

As he begins recruiting work at the helm of Grand Canyon basketball, Drew embraces the process of showing prospects his high-amenity, mid-major program in Phoenix.

"It's building relationships," Drew said of recruiting. "The players are attracted to the university and what it stands for, but also the coaches' personality and if they feel they can thrive in that environment. One of the biggest things we talk about as a staff is honesty. We don't want anyone come to our school and have them feel like their expectations weren't fulfilled. We try to be extremely honest."

Drew's methodology worked as a Valparaiso associate head coach for his father, Homer, an acclaimed recruiter who brought the Crusaders to notoriety. When Drew became head coach at Valpo, his recruiting work produced four regular-season Horizon League champions in five years. That talent evaluation included targeting Alec Peters, who was not rated as a Washington (Ill.) High School player but became a NBA second-round pick and 2017-18 player for the Phoenix Suns.

Upon moving to a Power 5 head coaching job at Vanderbilt, Drew immediately landed a top-50 class nationally even though he began the recruiting process on players after their junior years. His first commitment came within two months in the Phoenix area, where Tempe Corona del Sol's Saben Lee chose Vanderbilt and was this season's top Vanderbilt scorer.

A year later, Drew landed the highest-rated recruiting class in Commodores history with five-star recruits Darius Garland and Simi Shittu. Garland, an Indiana native who attended Drew basketball camps as a boy, had his college career cut to five games by a knee injury but still was drafted fifth overall by the Cleveland Cavaliers last year.



The third player in Drew's 2018 recruiting class, guard Aaron Nesmith, is projected to be a first-round pick in this year's NBA Draft.

"This might turn into the best hire of the offseason," ESP National Recruiting Director Paul Bancardi tweeted upon Drew's hiring at GCU. "Bryce Drew is an excellent coach, evaluator & recruiter. hard to find a nicer person."



Drew's recruiting process changes with rules and culture. Staying relevant with teenagers meant adapting from mail to texting to FaceTime.

"With parents, it's more of a life talk," Drew said. "Basketball is just part of this piece. We want them to have their character grow. We want them to leave here and be Godly men and be great husbands who are equipped for the world while having a great basketball experience. It's not just about the basketball experience but the things that will help them the rest of their lives. We really dig deep to try to impact their lives and help them grow."

Establishing a family atmosphere has proven attractive to international players, whose parents want that for children who are overseas for months. His older brother, Scott, now leads a top program at Baylor but was at the forefront of European recruiting as a Valparaiso assistant in the 1990s. Bryce established overseas ties while playing professionally in Spain after a six-year NBA career.

Recruiting relationships continue on campus, where Drew's recruiting promise for off-court development is followed up by bringing in speakers, holding team chapels, team-building activities and community work.

"If we can get the recruits on campus, that will be a big selling point," Drew said. "If they can see the facilities, meet the people on campus and see the vision, that would be a big draw. Every kid growing up envisions playing in front of people who are screaming and yelling and cheering for them, to be able to have a college experience with 7,000 people screaming on your behalf is something you'll take with you for the rest of your life. The Havocs are a big part of drawing recruits to campus."



JAMALL WALKER

ASSISTANT COACH

2ND SEASON

SAINT LOUIS (2000)

Jamall Walker is in his second season as an assistant coach with the Grand Canyon men's basketball program for the 2021-22 season.

In his first season with the Lopes, Walker helped lead GCU to its first WAC regular-season championship, first WAC tournament championship and first trip to the NCAA tournament. Walker and the Lopes coaching staff inherited a 13-17 squad and went 17-7 in 2020-21.

Prior to GCU, Walker was a member of the staff at Illinois, where he spent the last eight seasons under head coaches John Groce and Brad Underwood. During the transition from Groce to Underwood, Walker served as the Illini interim head coach for the 2017 National Invitational Tournament, picking up a pair of wins on the home floor over Valparaiso and Boise State to advance Illinois to the

quarterfinals.

Called a "future college head coach" by Underwood, Walker most recently served as an assistant to the head coach and defensive coordinator. Illinois went 21-10 in 2019-20 and was a projected NCAA tournament team.

"I am so excited to be joining Bryce Drew's staff and the GCU community," Walker said at the time of his hiring. "Coach Drew is committed to not only developing great basketball players but also helping them to strengthen in their faith and grow into young leaders. These are core values that I strongly believe in. I look forward to building a program with him and the rest of the staff."

Illinois recorded 15 top-25 wins during Walker's tenure in Champaign including top-10 victories over No. 10 Gonzaga, No. 8 Ohio State, No. 1 Indiana (2012-13), No. 9 Michigan State (2018-19), No. 5 Michigan and No. 9 Penn State (2019-20).

Walker joined the Illinois staff and helped lead the program to a pair of 20-win seasons in the first two years. Walker and the Illini staff built a top-25 defense in 2013-14, limiting opponents to 62.2 points per game. In 2014-15, the Illini were the nation's best free-throw shooting team at 79.4%. Illinois ranked fifth nationally in turnovers forced in 2017-18. In his final year in Champaign in 2019-20, Walker and the Illini were one of the nation's top rebounding teams, ranking 11th with a +7.5 rebounding margin.

Prior to his stint in Champaign, Walker was an assistant coach at Ball State for two seasons and Ohio for three seasons. He also has an Arizona connection after spending a year as the director of basketball operations for Sean Miller at Arizona.

Walker spent the 2008-09 season at Ohio before leaving to join the staff at Arizona for a year before returning to Ohio for two years. In his final year with the Bobcats, Walker helped lead the team to a program-best 29-8 record and a trip to the Sweet 16 after NCAA Tournament wins over Michigan and South Florida. Ohio's season came to a close with an eight-point defeat at the hands of North Carolina. The Bobcats had a suffocating defense that ranked third in steals and fifth in turnover margin.

Walker's first four years on a D-I bench came at three different places in Ball State, St. Louis and Murray State.

Walker was a four-year guard at St. Louis, leading the Billikens to an NCAA tournament appearance in 1998. He racked up 350 career assists, a top-10 mark in St. Louis history.

"Jamall brings many years of Big Ten experience with him to GCU," Drew said. "Through his years as a player and coach, he has developed a great feel for the defensive end of the court. Recruiting has always been one of his strengths as he has signed many high-level players in the last few years."

ROAD TO GCU

1995 1999		SAINT LOUIS Student-Athlete
2000 2001		ALTON (IL) HS Assistant Coach
2001 2002		SCHLAGLE (KS) HS Assistant Coach
2002 2004		REDLANDS (OK) CC Asst. Coach / Recruiting Coord.
2004 2006		BALL STATE Asst. Coach / Recruiting Coord.
2006 2007		ST. LOUIS Assistant Coach
2007 2008		MURRAY STATE Assistant Coach
2008 2009		OHIO Assistant Coach
2009 2010		ARIZONA Dir. of Basketball Operations
2010 2012		OHIO Assistant Coach
2012 2020		ILLINOIS Assistant Coach





ED SCHILLING

ASSISTANT COACH
2ND SEASON
MIAMI (OHIO) (1988)



Ed Schilling is in his second season as an assistant coach with the Grand Canyon men's basketball program for the 2021-22 season.

In his first season with the Lopes, Schilling helped lead GCU to its first WAC regular-season championship, first WAC tournament championship and first trip to the NCAA tournament. Schilling and the Lopes coaching staff inherited a 13-17 squad and went 17-7 in 2020-21.

Schilling arrived at GCU in the summer of 2020 by way of UCLA and Indiana. He was on the Hoosiers' staff for the first two seasons of the Archie Miller era, helping lead Indiana to an appearance in the NIT quarterfinals in the second year.

He was a key part of the Hoosiers' recruiting efforts which resulted in a 2018 class that was ranked in the national top 10 with future NBA draft pick Romeo Langford.

Schilling worked alongside Steve Alford for the first four years of Alford's tenure at UCLA, a stretch when the Bruins went 96-45 (.681) and made three Sweet Sixteen appearances. During his time in Westwood, the Bruins sent nine players to the NBA, including Zach LaVine, Lonzo Ball, Kyle Anderson, Norman Powell and Kevon Looney.

"To join Coach Drew at GCU is a tremendous opportunity," Schilling said at the time of his hiring. "His experience in playing and coaching in the NCAA tournament is fantastic. But even more exciting to me is the character that he possesses. His ability to relate to his players and sincerely care about them is second to none."

A Lebanon, Indiana, native, Schilling has spent 15 seasons on a Division I bench with a six-year stint as Wright State head coach. He teamed with John Calipari for four seasons at three stops: UMass, the New Jersey Nets and Memphis. His first collegiate coaching season resulted in UMass posting a

35-2 record and making a Final Four appearance. Schilling went from a high school coach to a UMass assistant to the bench of an NBA team in a span of 310 days, becoming the youngest assistant in the NBA at the time.

After four years as the starting point guard at Miami (Ohio), Schilling still holds single-game (17) and career (629) assist records for the RedHawks. His teams made NCAA tournament appearances twice, narrowly missing overtime upsets over Maryland (one-point loss) and Iowa State (two-point loss).

"Ed has a very decorated history in basketball, from working alongside John Calipari to helping UCLA make three Sweet Sixteens," Drew said. "Player development is where Ed really excels in having trained 60 NBA players. His expertise in development will be a huge asset for our players."

ROAD TO GCU

1985 1988		MIAMI (OH) Student-Athlete
1998 1991		WESTERN BOONE (IN) HS Assistant Coach
1991 1995		LOGANSPORT (IN) HS Assistant Coach
1995 1996		UMASS Assistant Coach
1996 1997		NEW JERSEY NETS Assistant Coach
1997 2003		WRIGHT STATE Head Coach
2003 2005		MEMPHIS Assistant Coach
2007 2013		ADIDAS NATIONS Head Coach
2009 2013		PARK TUDOR (IN) HS Head Coach
2009 2013		ST. VINCENT SPORT PERFORMANCE
2013 2017		UCLA Assistant Coach
2017 2019		INDIANA Assistant Coach



OUTLOOK

REVIEW

TEAM

THIS IS GCU

HISTORY



CASEY SHAW

ASSISTANT COACH

2ND SEASON

TOLEDO (1997)

Casey Shaw is in his second season as an assistant coach with the Grand Canyon men's basketball program for the 2021-22 season.

In his first season with the Lopes, Shaw helped lead GCU to its first WAC regular-season championship, first WAC tournament championship and first trip to the NCAA tournament. Shaw and the Lopes coaching staff inherited a 13-17 squad and went 17-7 in 2020-21.

Before GCU, Shaw had also coached alongside Drew for three years at Vanderbilt after a successful extended playing career. With a 6-foot-10 frame, Shaw helped develop Vandy's post players.

"I could not be more excited to be joining Coach Drew and the Lopes men's basketball program," Shaw said at

the time of his hiring. "GCU offers an incredibly attractive opportunity for prospective student-athletes. From the degree variety to the student support and atmosphere — GCU is a basketball sleeping giant. And on top of that, I love the faith-based mission of the school, and I am thrilled to be able to jump on board with what the Lord is doing in and through GCU."

Shaw was a four-year standout at Toledo. He capped his career with an Academic All-America honor as a senior while ranking among the top five in program history in career blocked shots (107) and rebounds (871) and top 10 in scoring (1,562).

Shaw's name was called in the 1998 NBA Draft as a second-round selection of the Philadelphia 76ers. He spent his

rookie season with the 76ers in 1998-99 before transitioning to a long-term pro career internationally. In sum, he played 13 seasons professionally spanning from the NBA to Italy to Spain.

"Coming from the SEC, Casey has recruited at a very high level, as he signed Vanderbilt's first ever McDonald's All-American and assisted on signing four other top-70 ranked players," Drew said. "Being a former professional player, Casey has a unique ability to relate to student-athletes while also specializing in the development of big men."



ROAD TO GCU

1994 1998	 TOLEDO Student-Athlete
1998 1999	 PHILADELPHIA 76ERS Professional Athlete
1999 2011	ITALY / SPAIN Professional Athlete
2003 2010	 ATHLETES IN ACTION Director / Coach
2016 2019	 VANDERBILT Assistant Coach
2019 2020	 DAVIDSON ACADEMY Head Coach

» SUPPORT STAFF



RYNE LIGHTFOOT

DIRECTOR OF PLAYER DEVELOPMENT

2ND SEASON

BETHEL (IND.)

Ryne Lightfoot is in his second season as the director of player development with the Grand Canyon men's basketball program for the 2021-22 season.

In his first season with the Lopes, Lightfoot helped lead GCU to its first WAC regular-season championship, first WAC tournament championship and first trip to the NCAA tournament. Lightfoot and the Lopes coaching staff inherited a 13-17 squad and went 17-7 in 2020-21.

Before GCU, Lightfoot spent eight seasons at his alma mater, Bethel College in Mishawaka, Indiana. After serving as an assistant coach under his father for six seasons, Lightfoot was elevated to head coach at the NAIA school for the 2017-18 and 2018-19 seasons, leading the Pilots to a mark of 43-21. In sum, Bethel went 171-65, claimed three league titles and made two trips to the quarterfinals of the NAIA national tournament during his tenure.

A standout guard for the Pilots, Lightfoot is in the program's record books with 2,075 points (10th all-time) and 702 assists (fifth all-time). He was a five-time All-American at Bethel and was the 2010 NCCAA Pete Maravich Award

winner, presented to the men's basketball student-athlete recognized for excellence in competition, skill, academics, and Christian service during his career.



PEYTON PRUDHOMME

DIRECTOR OF VIDEO OPERATIONS

2ND SEASON

TEXAS WESLEYAN (2018)

Peyton Prudhomme is in his second season as the director of video operations with the Grand Canyon men's basketball program for the 2021-22 season.

In his role, Prudhomme oversees film exchange, breaking down game and practice film, and creating player development edits and highlight packages for coaches, players and recruits.

In his first season with the Lopes, Prudhomme helped lead GCU to its first WAC regular-season championship, first WAC tournament championship and first trip to the NCAA tournament. Prudhomme and the Lopes coaching staff inherited a 13-17 squad and went 17-7 in 2020-21.

Prior to GCU, Prudhomme spent two seasons as a graduate assistant on the Baylor men's basketball staff, working under Bears head coach Scott Drew, the older brother of Bryce Drew. Prudhomme's day-to-day responsibilities included cutting film, leading player development workouts, helping

direct team camps, scouting opponents and compiling player highlights. In the 2019-20 season, the Bears' held the nation's longest No. 1 ranking at five weeks. Baylor was 26-4 and primed for a postseason run before cancellation.

Prudhomme's playing career started with two years at Northwestern State (Natchitoches, Louisiana) before transferring to wrap at Texas Wesleyan (Forth Worth, Texas) for two years. He was a part of a Texas Wesleyan team that won the 2017 NAIA Division I National Championship.

He is the grandson of former LSU basketball head coach Dale Brown who resides in the College Basketball Hall of Fame after coaching the Tigers for 25 seasons and going to two Final Fours.

Prudhomme graduated with a bachelor's degree in mass communications from Texas Wesleyan in 2018 and a master's degree in sport pedagogy from Baylor in 2020.



OUTLOOK

REVIEW

TEAM

THIS IS GCU

HISTORY



KYLEN BUTLER

DIRECTOR OF RECRUITING

1ST SEASON


UINDY (2019)

Kylen Butler is in his first season as the director of recruiting for the GCU men's basketball program. He joined the staff in July 2021.

In his role, Butler will assist the staff in all aspects of the recruiting process.

Butler played collegiately at Wallace State Community College, Tusculum University and University of Indianapolis before transitioning into a coaching role.

Butler was a graduate assistant at UIndy for the 2018-19 season before moving on to a graduate manager role at Clemson. He briefly held the role of director of operations at Cal State Fullerton before accepting the position at GCU.



JORDAN JACKSON

STRENGTH & CONDITIONING COACH

2ND SEASON

CAL STATE NORTHRIDGE

Jordan Jackson joined GCU's sports performance department in May 2020 as an associate director of sports performance. He oversees the strength and conditioning for the men's basketball program.

Jackson spent the previous three seasons at Cal, working with the men's basketball program while in Berkeley.

Prior to his time at Cal, Jackson worked with both the men's and women's basketball programs at UCLA for the 2015-16 and 2016-17 seasons. While with the Bruins, he designed student-athlete workouts, conditioning and recovery programs, and individualized nutrition plans.

He began his career in collegiate athletics at his alma mater Cal State Northridge, working with men's and women's basketball.

Jackson spent five years as an assistant command fitness leader with the United States Navy, working in both Nevada and Bahrain. He conducted daily physical training sessions for all command personnel and CPR trained more than 60 military members.

Jackson graduated from CSUN with a bachelor's degree in kinesiology and exercise science.





GEORDIE HACKETT

ATHLETIC TRAINER

17TH SEASON

SPRINGFIELD COLLEGE

Geordie Hackett was named Grand Canyon's Director of Sports Medicine in September 2015 after previously serving as Head Athletic Trainer since 2005. He oversees the medical coverage for men's basketball.

He started GCU's first organized strength and conditioning program in 2007 and designed year-round programs for many of its athletic teams. Hackett implemented the platform Fusionetics into his injury prevention philosophy in 2014. He recently received his Contemporary Cupping Methods certification through the International Cupping Therapy Association.

Hackett, who holds advanced MS, ATC, CSCS degrees, started his education at Springfield College in Springfield, Mass., where he majored in athletic training and minored in psychology while playing three years on the Pride soccer team. After earning his athletic training certification, he became the head athletic trainer at The Masters School

in Dobbs Ferry, N.Y. He subsequently accepted the same position at The Kings School in Stamford, Conn.

Hackett came to Arizona for his master's degree in Sports Healthcare at Arizona School of Health Sciences in Mesa. While there, he performed clinical rotations at the Chicago Cubs' minor league facility, Scottsdale Community College, Arizona Rattlers and STI Physical Therapy & Rehabilitation, and volunteered at Arizona State's spring football practice. After graduate school, he was hired as an athletic trainer by STI, where he worked with the Phoenix Caliente women's professional football team and the Phoenix Talons men's amateur football team.

While he no longer plays soccer, Hackett remains competitive by racing mountain bikes. He finished 20th in the nation in 2014 in Cat1 Men's Expert for his age class. He and his wife, Laura, have two daughters: Morgen and Mackenzie.



ETHAN CISNEROS

GRADUATE MANAGER

1ST SEASON

GRAND CANYON (2021)

Ethan Cisneros is in his fifth season with the Grand Canyon men's basketball program for the 2021-22 season. He is in his first season as a graduate manager after spending four years as a student manager while attending GCU.

In his role, Cisneros will assist with video operations, practices, opponent scouting and player workouts.

Cisneros graduated from GCU in April 2021 with a degree in sports management and a minor in psychology.



OUTLOOK

REVIEW

TEAM

THIS IS GCU

HISTORY





#0 SEAN MILLER-MOORE

GUARD 5TH 6-4 210 TORONTO, CANADA

@RugzyMontvna @rugzymm

GRAND CANYON

2021-22 | Fifth Year

- Using COVID year to play fifth collegiate season.

2020-21 | Senior

- Was cleared by the NCAA to play immediately after transferring from Oregon State. "It felt like a relief. I'm just happy and excited. I like that we compete in practice every day. It's going to be good."
- Was first off the Lopes bench a team-high 16 times while also making two starts.
- One of GCU's defensive leaders, tied for second on the team with 14 steals.
- Checked in at No. 7 on SportsCenter's top plays for a Jan. 15 dunk against Bethesda off of a lob from Jovan Blacksher Jr.
- Set what was a career high at the time with 12 points on 5-for-6 shooting against Pac-12 foe Colorado in Las Vegas on Dec. 22.
- Set a new career high with 19 points against Bethesda on Jan. 15 in only 10 minutes of action, going a perfect 8 for 8 from the field.

OREGON STATE

Corvallis, Ore.

2019-20 | Junior

- Played in 29 of 31 games and made one start against UCLA on Jan. 23.
- Scored in double figures on two occasions, vs. UTSA (Dec. 18) and at Washington State (Jan. 18) when he was a perfect 5 of 5 from the field.
- Shot 67.9% from the field which was 17th-best nationally (and sixth-best among Power Five schools) among players who attempted at least 50 shots.

MOBERLY AREA CC

Moberly, Mo.

2018-19 | Sophomore

- Helped lead the Greyhounds to a 28-7 mark, a Region 16 championship and a trip to the NJCAA Tournament.
- Ranked second on the team at 18.5 points per game, only behind Alonzo Verge, now of Arizona State.
- Led the team with 7.9 rebounds per game.
- Shot 59.6% from the field, tops on the team among players averaging over four points.
- Had 18 20-point performances highlighted by a career-best 30-point outburst on 12-of-15 shooting vs. Mineral Area on Feb. 28.
- Tied career best with 15 rebounds vs. Missouri State-West Plains on March 2.

2017-18 | Freshman

- Member of a team that went 26-5 on the season.
- Ranked fifth on the team in scoring at 10.1 points per game.
- Shot 57.6% from the field.
- Had a season-high 26 points to go along with a season-high 15 rebounds at State Fair on Jan. 17.

HIGH SCHOOL

Thornlea Secondary School | Toronto, Canada

- As a senior in 2016-17, averaged 23.5 points, 8.6 rebounds and 5.9 assists.
- Also played in the Peel All-Star Game and AAU with Canada Elite.

PERSONAL

- Son of Shawn Moore and Livvette Miller-Moore.
- Hobbies off the court include drawing, video games and watching movies.

CAREER HIGHS

D1 ONLY

POINTS	REB.	ASSISTS	3-PT M
19	7	6	1
vs. Bethesda Jan. 15, 2021	vs. Utah Valley March 5, 2021	at Seattle U Feb. 27, 2021	vs. Colorado Dec. 22, 2020
FT M	STEALS	BLOCKS	MINUTES
3	3	1	29
vs. Bethesda Jan. 15, 2021	2 times, last: vs. Bethesda Jan. 16, 2021	6 times, last: vs. Seattle U March 12, 2021	vs. Colorado Dec. 22, 2020

HOMETOWN



- The capital city of Ontario with an estimated population of 2,731,571 people.
- Toronto is represented in the United State's five major sport leagues.
- The University of Toronto is where the first recorded college football game was held.

HIGH SCHOOL

Thornlea Thunder

- The school was founded in 1968 and has a enrollment of 1,100 students.
- Alumni include actress Lauren Collins and actor Cameron Mathison.

CAREER STATS

(SHADING DENOTES PREVIOUS SCHOOLS)

Year	School	GP	GS	MIN	MPG	TOTALS			3-POINT			FREE THROWS			REBOUNDING				PF	AST	APG	TO	BLK	STL	PTS	PPG
						FG	FGA	PCT	FG	FGA	PCT	FT	FTA	PCT	OFF	DEF	TOT	AVG								
2017-18 (Fr.)	Moberly Area CC	31	21	--	--	133	231	57.6	10	30	33.3	36	61	59.0	80	123	203	6.5	--	32	1.0	24	12	24	312	10.1
2018-19 (So.)	Moberly Area CC	35	33	--	--	262	443	59.1	28	86	32.6	95	128	74.2	78	198	276	7.9	--	95	2.7	69	24	43	647	18.5
2019-20 (Jr.)	Oregon State	29	1	256	8.8	36	53	67.9	0	0	0.0	7	16	43.8	32	23	55	1.9	23	9	0.3	20	1	5	79	2.7
2020-21 (Sr.)	Grand Canyon	24	2	362	15.1	39	76	51.3	1	15	6.7	17	33	51.5	23	39	62	2.6	33	38	1.6	24	5	14	96	4.0
Career Totals (D1 only)		53	3	618	11.7	75	129	58.1	1	15	6.7	24	49	49.0	55	62	117	2.2	56	47	0.9	44	6	19	176	3.3





#1 DIMA ZDOR

FORWARD/CENTER SR. 6-10 230 YALTA, UKRAINE

@dima_zdor @metro_024

GRAND CANYON

2021-22 | Senior

- Set for second season in GCU uniform.

2020-21 | Junior

- Received a waiver from the NCAA for immediate eligibility after transferring from Weber State.
- Most of his minutes came in the season's first three games in wins over Grambling State, Benedictine Mesa and Mississippi Valley State.
- Set season-high marks with seven points and seven rebounds in the Dec. 1 win over Mississippi Valley State.

WEBER STATE

Ogden, Utah

2019-20 | Sophomore

- Appeared in 27 games and made seven starts.
- Ranked third on the Wildcats at 4.6 rebounds per game.
- Finished sixth in the Big Sky Conference with 31 blocks.
- Was second on the team with 52.2% field-goal shooting.
- Scored in double figures in three games, including a career-high 14 points to go along with 12 rebounds.
- Set a career high with 18 rebounds in 25 minutes against Portland State on Feb. 29.
- Role grew as season progressed, making 22 of his 31 blocks after Jan. 23. He played the majority of the center minutes for the Wildcats in the season's final five games.

2018-19 | Freshman

- Played in 28 games and made two starts.
- Logged two double-figure games.
- Shot 22 of 36 on the year, a shooting percentage of 61.1%.

HIGH SCHOOL

Saint James School | St. James, Md.

- Was a three-star recruit.
- Averaged 14 points, nine rebounds and two blocks during his senior season in 2017-18.
- Helped lead his team to a state title.

PERSONAL

- Parents are Vladimir and Nataly Zdor.
- Moved from Lithuania to United States for high school basketball where he attended schools in Virginia, Florida and Maryland.
- Was recruited by Bryce Drew and Casey Shaw at Vanderbilt but they had no remaining scholarships and Zdor chose Weber State.
- Sought advice on move to Phoenix from former Phoenix Suns player and fellow Ukrainian Alex Len.

CAREER HIGHS

POINTS	REB.	ASSISTS	3-PT M
14	18	2	1
2 times, last: vs. Bethesda Dec. 17, 2019	vs. Portland St. Feb. 29, 2020	2 times, last: vs. Nevada Dec. 11, 2020	vs. Bethesda Dec. 9, 2018
FT M	STEALS	BLOCKS	MINUTES
7	3	4	28
vs. Westcliff Dec. 7, 2019	at E. Washington March 7, 2020	2 times, last: at E. Washington March 7, 2020	at Idaho March 5, 2020

HOMETOWN



- A resort city on the south coast of the Crimean Peninsula has a population of 76,746.
- Main attractions include the Yalta's Sea Promenade and the city zoo and aquarium.
- The average high temperature during the five months of the college basketball season is 48 degrees.

HIGH SCHOOL

St. James Saints

- The oldest Episcopal boarding school in the U.S. founded in 1842.
- Alumni include Justin Robinson (NBA) and former U.S. Chief of Naval Operations James Holloway III.

CAREER STATS

(SHADING DENOTES PREVIOUS SCHOOLS)

Year	School	GP	GS	MIN	MPG	TOTALS			3-POINT			FREE THROWS			REBOUNDING				PF	AST	APG	TO	BLK	STL	PTS	PPG
						FG	FGA	PCT	FG	FGA	PCT	FT	FTA	PCT	OFF	DEF	TOT	AVG								
2018-19 (Fr.)	Weber State	28	3	156	5.6	22	36	61.1	1	3	33.3	12	25	48.0	18	37	55	2.0	33	1	0.0	6	11	0	57	2.0
2019-20 (So.)	Weber State	28	7	418	14.9	36	69	52.2	0	0	0.0	38	55	69.1	32	97	129	4.6	54	4	0.1	19	31	8	110	3.9
2020-21 (Jr.)	Grand Canyon	13	0	60	4.6	8	16	50.0	0	1	0.0	7	11	63.6	4	12	16	1.2	10	3	0.2	4	0	0	23	1.8
Career Total		69	19	633	9.2	66	121	54.5	1	4	25.0	57	91	62.6	54	146	200	2.9	97	8	0.1	29	42	8	190	2.8





#2 CHANCE McMILLIAN

GUARD SO. 6-3 185 VALLEJO, CALIF.

@smoove_chance3 @iamkingchance

GRAND CANYON

2021-22 | Sophomore

- Set for second season in GCU uniform.

2020-21 | Freshman

- Led GCU's three freshmen in scoring with 4.2 points per game.
- Was first off the Lopes' bench in nine of 24 games.
- Shot 19 for 47 (40.4%) from 3-point range, tops on the team among players with over 15 attempts.
- Averaged 11.5 points in GCU's two WAC tournament games. Set a season high with 14 points in GCU's WAC tournament opener against Seattle U on March 12 vs. Seattle U on 6-for-10 shooting. Followed it up with a 3-for-4 3-point shooting display in the WAC title game against New Mexico State.
- Scored in double figures on four occasions.

HIGH SCHOOL

Golden State College Preparatory | Oakland, Calif.

- Grew game with one year of prep school.

Jesse Bethel HS | Vallejo, Calif.

- Played his senior season at Bethel.
- Was named the Tri-County Athletic League Stone Division MVP after averaging 28.8 points during conference play.
- Was on the honor roll in both semesters, recognizing a GPA of 3.5 or higher.

St. Patrick-St. Vincent HS | Vallejo, Calif.

- Played first three high school seasons at SPSV, accumulating 46 career games.
- Saw an uptick in points, rebounds, assists and shooting percentage each year, topping out with a junior season in 2017-18 where he averaged 13.3 points, 3.5 rebounds, 1.6 assists on 48% shooting.

PERSONAL

- Parents are James McMillian and Judy Bowers.
- Off the court, enjoys drawing, hiking and rapping.
- Developed love for basketball by watching streetball player Hot Sauce growing up. "I would see him doing these crazy dribble moves on people that made me want to go in my backyard and try, with me watching Hot Sauce made me love and have fun with the game early."
- Chose GCU "because I have never seen so much support for the athletes compared to any other university after being at Midnight Madness."
- If he wasn't playing basketball, it'd be football.
- Top place to vacation is Jamaica.
- Outside of playing in the NBA, future career goals include making commercials for big companies.
- His favorite pro sports team include Bay Area mainstays in the Giants, Warriors and 49ers.

CAREER HIGHS

POINTS	REB.	ASSISTS	3-PT M
14	6	4	3
vs. Seattle U March 12, 2021	vs. Bethesda Jan. 15, 2021	vs. Bethesda Jan. 15, 2021	2 times, last: vs. NM State March 13, 2021
FT M	STEALS	BLOCKS	MINUTES
2	1	1	23
vs. Seattle U March 12, 2021	5 times, last: vs. Iowa March 20, 2021	vs. Bethesda Jan. 15, 2021	vs. Benedictine Nov. 28, 2020

HOMETOWN



- The 10th-most populous city in the San Francisco City Bay Area with a 2019 population of 121,692 people.
- Home to the famous Six Flags Discovery Kingdom theme park.
- Home of professional athletes CJ. Anderson (NFL), CC Sabathia (MLB) and Jeff Gordon (NASCAR).

HIGH SCHOOL

Jesse Bethel Jaguars

- Founded in 1998 the school has an enrollment of 1,600 students.
- The school was named for Jesse Bethel, a former President of the California School Board Administration.

CAREER STATS

Year	School	GP	GS	MIN	MPG	TOTALS			3-POINT			FREE THROWS			REBOUNDING				PF	AST	APG	TO	BLK	STL	PTS	PPG
						FG	FGA	PCT	FG	FGA	PCT	FT	FTA	PCT	OFF	DEF	TOT	AVG								
2020-21 (Fr.)	Grand Canyon	24	0	307	12.8	39	82	47.6	19	47	40.4	4	6	66.7	4	36	40	1.7	26	22	0.9	13	1	5	101	4.2
Career Total		24	0	307	12.8	39	82	47.6	19	47	40.4	4	6	66.7	4	36	40	1.7	26	22	0.9	13	1	5	101	4.2





#3 KOBE KNOX

GUARD FR. 6-5 185 TAMPA, FLA.

[@Kknox02](#) [@thekobeknox](#)

GRAND CANYON

2021-22 | Freshman

- Set to begin collegiate career.

HIGH SCHOOL

Bosco Institute | Crown Point, Ind.

- Grew game with one year of prep school.

Tampa Catholic | Tampa, Fla.

- Led Tampa Catholic in scoring for three seasons. Scored 16.9 points per game as a senior in 2019-20 and 19.0 points per game as a junior in 2018-19 on 52% shooting.
- Attended the NCAA College Basketball Academy on the GCU campus in July 2019.
- Jumped from 5-9 to 6-4 over high school career.
- His teams went 76-19 over his three full varsity seasons.

PERSONAL

- Brother, Kevin II, played collegiately at Kentucky before being drafted ninth overall by the New York Knicks in the 2018 NBA Draft. Also played basketball at Tampa Catholic and was a McDonald's All-American.
- Father, Kevin, was a wide receiver at Florida State where the Seminoles won the 1993 national title. He was a sixth-round draft pick of the Buffalo Bills in the 1994 NFL Draft. Kevin ended up playing the 1994 season with the Arizona Cardinals.
- Mother, Michelle, played volleyball at Florida State.
- His athletic family constantly uses the mantra "Nobody works harder than the Knoxes."
- Named after Kobe Bryant.

CAREER STATS

Year	School	TOTALS				3-POINT			FREE THROWS			REBOUNDING				PERFORMANCE										
		GP	GS	MIN	MPG	FG	FGA	PCT	FG	FGA	PCT	FT	FTA	PCT	OFF	DEF	TOT	AVG	PF	AST	APG	TO	BLK	STL	PTS	PPG
2021-22 (Fr.)	Grand Canyon	--	--	--	--	--	--	--	--	--	--	--	--	--	--	--	--	--	--	--	--	--	--	--	--	--
Career Total		--	--	--	--	--	--	--	--	--	--	--	--	--	--	--	--	--	--	--	--	--	--	--	--	--

CAREER HIGHS

POINTS	REB.	ASSISTS	3-PT M
--	--	--	--
--	--	--	--
FT M	STEALS	BLOCKS	MINUTES
--	--	--	--
--	--	--	--

HOMETOWN



- The third most populous city in the state of Florida with a population of 384,959.
- Tampa has become a sports title-town with the Buccaneers and Lightning winning three championships since 2020. The Rays lost in the 2020 World Series.
- Average temperatures range from 71-91 degrees.

HIGH SCHOOL

Tampa Catholic Crusaders

- Opened in 1962, the schools averages over 700 students per year.
- Notable alumni include actor Channing Tatum and four-time World Series champ Tino Martinez.



BLACKMON

5



#5 JALEN BLACKMON

GUARD FR. 6-3 180 MARION, IND.
@Jalenblackmon1 @jalenblackmon1

GRAND CANYON

2021-22 | *Freshman*

- Set to begin collegiate career.

HIGH SCHOOL

Marion HS | Marion, Ind.

- Ranks 18th all-time for Indiana high school basketball career scoring with 2,269 points despite only playing eight games during his junior season.
- Hold's Marion High School's all-time career scoring record after surpassing his father's 1,898 points on Jan. 29, 2021. Passed Dave Colescott, Zach Randolph, Lyndon Jones and Jay Edwards on his path to first.
- Capped high school career by averaging 33.5 points as a senior in 2020-21. Averaged 27.3 points for his 83-game high school career.
- Had a career-high 55-point game on 18-of-32 shooting in a state playoff game — his high school finale on March 2, 2021.
- Played under his father, James Sr.

PERSONAL

- Father, James Sr., was a runner-up for the Indiana Mr. Basketball award, losing out to Steve Alford. He was a McDonald's All-American before playing at Kentucky. He was a fifth-round draft pick of the New Jersey Nets and played in the CBA and World Basketball League for nine years. He is currently the head coach at Marion.
- Brother, James Jr., played at Indiana from 2014-17 and — after a stint in the G-League — has made a professional career in Italy and Turkey. He was a McDonald's All-American.
- Brother, Vijay, played at St. Francis, Indiana and Lindenwood.
- Path to GCU began as a kindergartner who would put up 1,000 shots per day at the family's indoor basketball court.

CAREER HIGHS

POINTS	REB.	ASSISTS	3-PT M
--	--	--	--
--	--	--	--
FT M	STEALS	BLOCKS	MINUTES
--	--	--	--
--	--	--	--

HOMETOWN



- The birthplace of famous actor of James Dean has a population of just under 30,000.
- The city declared Oct .25 as "Jalen Blackmon Day" to honor the incoming Lope for his athletic accomplishments.
- Famous for nonprofit organization Christmas City USA.

HIGH SCHOOL

Marion Giants

- Marion has been a basketball powerhouse with eight state titles.
- Notable alumni include NBA players James Blackmon Jr. and Zach Randolph.

CAREER STATS

Year	School	GP	GS	MIN	MPG	TOTALS			3-POINT			FREE THROWS			REBOUNDING				PF	AST	APG	TO	BLK	STL	PTS	PPG
						FG	FGA	PCT	FG	FGA	PCT	FT	FTA	PCT	OFF	DEF	TOT	AVG								
2021-22 (Fr.)	Grand Canyon	--	--	--	--	--	--	--	--	--	--	--	--	--	--	--	--	--	--	--	--	--	--	--	--	--
Career Total		--	--	--	--	--	--	--	--	--	--	--	--	--	--	--	--	--	--	--	--	--	--	--	--	--



California Baptist
Chicago State
Duke State
Grand Canyon
HM State
Seattle U
Tulsa
UTRGV
Utah Valley

**Most Valuable
Player**

**Men's
Basketball**

2020-21

adidas
WAC ATHLETIC CONFERENCE
CHAMPIONS
2021
WAC TOURNAMENT

W



#10 JOVAN BLACKSHER JR.

GUARD JR. 5-11 165 OAKLAND, CALIF.

@ytnunahead @nuna_head

GRAND CANYON

2021-22 | Junior

- Set for third season at GCU.

2020-21 | Sophomore

- Landed on the All-WAC second team.
- Named the MVP of the WAC tournament following 34 points in the Lopes' two games while committing just one turnover in 59 minutes of play. Led GCU in scoring in both victories. Helped put New Mexico State away in the title game with a 15-point first half.
- Ranked 31st nationally and second in the WAC with 5.4 assists per game. Ranked 41st nationally with a 2.41 assist-to-turnover ratio.
- Led GCU with 130 assists, 58 steals and a 80.7% free throw shooting clip. Tied for second on the team with 31 made 3-pointers.
- Posted back-to-back 20-point performances to lead the team in games against Nevada (career-high 22) and No. 25 Arizona State (21) and was named WAC Player of the Week.
- A lob from Blacksher to Sean Miller-Moore landed as the No. 7 play on SportsCenter's top 10 on Jan. 15.

2019-20 | Freshman

- Named the WAC Freshman of the Year, an award GCU last claimed with Alessandro Lever in 2017-18.
- Was the only freshman in the country to accumulate 300 points, 150 rebounds and 100 assists.
- Set GCU's all-time freshman assists record with 109.
- Led the Lopes in assists (109), steals (48), defensive rebounds (146) and minutes (1,038).
- Finished seventh nationally among freshmen in minutes per game (34.6).
- Scored in double figures in his first three career games (15, 14, 14).
- Recorded his first double-double in his third career game against eventual top-10 team San Diego State on the road, scoring 14 points and grabbing 10 rebounds.
- Recorded a second double-double with 17 points and 12 rebounds in an overtime win over Kansas City on Feb. 13.
- Scored a season-high 21 points on 7-for-10 shooting in a road loss to Seattle U on Feb. 20.
- Played over 30 minutes in all but two games.

CAREER STATS

Year	School	TOTALS			3-POINT			FREE THROWS			REBOUNDING				PERFORMANCE											
		GP	GS	MIN	MPG	FG	FGA	PCT	FG	FGA	PCT	FT	FTA	PCT	OFF	DEF	TOT	AVG	PF	AST	APG	TO	BLK	STL	PTS	PPG
2019-20 (Fr.)	Grand Canyon	30	30	1,038	34.6	112	266	.421	23	86	.267	75	100	.750	18	146	164	5.5	68	109	3.6	62	1	48	322	10.7
2020-21 (So.)	Grand Canyon	24	24	774	32.3	106	256	.414	31	96	.323	46	57	.807	14	74	88	3.7	46	130	5.4	54	2	38	289	12.0
Career Total		54	54	1812	33.6	218	522	.418	54	182	.297	121	157	.771	32	220	252	4.7	114	239	4.4	116	3	86	611	11.3

HIGH SCHOOL

Shadow Mountain High School | Phoenix, Ariz.

- Helped lead the Matadors to a state title in all four years of high school under the guidance of former NBA star Mike Bibby.
- Averaged at least 15 points and four assists in each of his final three seasons. Finished his four-year career averaging 4.1 steals.
- Improved 3-point shooting each season to peak at 43 percent (44 for 103) as a senior.
- Heralded nationally for his floor intelligence and elite defense.
- Joins teammates J.J. Rhymes and Carlos Johnson as former Shadow Mountain players and shared the court with Rhymes as a freshman.
- A four-star recruit, matching the top-rated recruit in program history.

PERSONAL

- Parents are Jovan Blacksher Sr. and Lashaun James.
- Longtime teammate of Jaalen House, son of Eddie House and an Arizona State signee.
- Local talent who stayed in tune with GCU program, attending four of the five Midnight Madness events prior to his college career.

CAREER HIGHS

POINTS	REB.	ASSISTS	3-PT M
22	12	10	4
vs. Nevada Dec. 11, 2020	vs. Kansas City Feb. 14, 2020	vs. Montana St. Nov. 19, 2019	vs. Cal Baptist Feb. 20, 2021
FT M	STEALS	BLOCKS	MINUTES
7	5	1	41
2 times, last: vs. NM State Jan. 29, 2021	vs. Grambling Nov. 25, 2020	3 times, last: at Dixie State Jan. 23, 2021	vs. Kansas City Feb. 14, 2020

HOMETOWN



- Home to 432,897 people, Oakland is the eighth-largest city in California and No. 45 in the U.S.
- Has a long history of elite basketball talent, including Paul Pierce, Damian Lillard and Gary Payton.
- Known as one of America's most diverse cities, Oakland features 50 distinct neighborhoods.

HIGH SCHOOL

Shadow Mountain Matadors

- Dominant boys basketball program has claimed seven state titles including five of the last six.
- Alumni include Mike Bibby (NBA), Curt Schilling (MLB), and Misty Hyman (gold medalist Olympic swimmer).

OUTLOOK

REVIEW

TEAM

THIS IS GCU

HISTORY





#11 HOLLAND WOODS II

GUARD 5TH 6-1 190 PHOENIX, ARIZ.

@TheGreatBoodini @hollandwoods_23

GRAND CANYON

2021-22 | 5th Year

- Transfers to GCU for 2021-22 season.
- Enters with 122 career games under his belt including 99 starts.
- Ranks 23rd in career scoring among active D-I players.

ARIZONA STATE

Tempe, Ariz.

2020-21 | Senior

- Was the only Sun Devil to appear in all 25 games.
- Scored 10 points off the bench to help Arizona State top GCU 71-70 at GCU Arena.
- Averaged 6.7 points and shot an impressive 32 of 37 (86.5%) from the free-throw line.
- Had six double-figure scoring games, led by an 18-point effort vs. USC on Jan. 9. Helped the Sun Devils close the first half on a 14-0 run with 11 points of his own.
- Played alongside current GCU teammate Taeshon Cherry.

PORTLAND STATE

Portland, Ore.

Career Summary

- In program history, ended career in: fifth for points (1,387), first for assists (521), first for steals (165), 10th for made field goals (436), fourth for made free throws (402) and eighth for free throw percentage (80.6%).
- The 2017-18 Big Sky Conference Freshman of the Year, a 2018-19 second-team All-Big Sky Conference pick and a 2019-20 first-team pick.
- Had 13 20-point games and two 30-point games.
- Also holds school's records for not missing: Portland State's only 10-for-10 performance from the field (Feb. 3, 2018 vs. Eastern Washington) and 21-for-21 performance from the free-throw line (Jan. 30, 2020 vs. Montana), the latter also a Big Sky Conference record for free-throw makes without a miss.

2019-20 | Junior

- Ranked fifth in the Big Sky in scoring at 17.7 points per game. Also ranked second in assists per game (5.2) and led the league in steals per game (2.1).
- Showed out against Power Five competition with 27 points against Indiana on Nov. 9 and 23 against Oregon State on Dec. 1.

- Was named Big Sky Conference Player of the Week on Dec. 3 after averaging 21.7 points, 4.3 rebounds and 3.3 assists in three games.
- Led team in scoring 14 times and assists 25 times.
- Had 13 games of 20 or more points including two of 30+.
- Had streaks of 27 and 19 free throws made this season.

2018-19 | Sophomore

- Led the team in scoring 15 times and assists 26 times.
- Ranked second in Big Sky in assists per game (5.3).
- Led the team in scoring average (15.0).
- Named second team All-Big Sky Conference.
- Posted 25 games in double figures, seven 20+ point games and three double-doubles.

2017-18 | Freshman

- Grew into the starting point guard role by Game 10.
- Averaged 32 minutes per game - second on the team.
- Led the Big Sky Conference in assists and ranked in the top 10 in steals.
- Named Big Sky Conference Freshman of the Year.
- Had 19 double-figure scoring games and four 20-point games.
- Led the team in assists 25 times with four double-figure totals.
- Made 23 straight free throws at one point of the season.
- Was named Big Sky Conference Player of the Week on Dec. 12 after those two wins.

HIGH SCHOOL

Apollo High School | Glendale, Ariz.

- Finished career as Apollo's all-time leader in scoring and assists.
- Was named conference, district and division Player of the Year as a senior.
- Led his team to an appearance in the state championship game, scoring 33 points in an overtime loss as a senior in 2016-17 in a game played at GCU Arena.
- For the season, averaged 27.0 points, 5.7 assists, 3.9 rebounds and 1.8 steals per game.
- Was runner-up for Gatorade Player of the Year in the state.
- Averaged 22.1 points, 7.5 assists and 2.9 steals as a junior.
- As a sophomore averaged 14.3 points, 5.5 assists and 2.5 steals.

CAREER HIGHS

POINTS	REB.	ASSISTS	3-PT M
39	8	13	5
vs. Montana Jan. 30, 2020	2 times, last: at Weber State Jan. 31, 2019	at California Dec. 21, 2017	vs. Portland Dec. 5, 2018
FT M	STEALS	BLOCKS	MINUTES
21	7	2	43
vs. Montana Jan. 30, 2020	vs. Willamette Nov. 17, 2018	vs. Butler Nov. 24, 2017	2 times, last: vs. Weber St. Jan. 12, 2019

HOMETOWN



- Nine miles northwest of Phoenix, Glendale has a population of 252,000.
- Home of the Arizona Cardinals and Coyotes along with Camelback Ranch for spring training.
- The primary employer of Glendale is Luke Air Force Base which opened in 1941.

HIGH SCHOOL

Apollo Hawks

- Established in 1970 with an estimated student population of just over 2,000.
- Men's basketball captured three straight state titles from 2005-07.

CAREER STATS

(SHADING DENOTES PREVIOUS SCHOOLS)

Year	School	GP	GS	MIN	MPG	TOTALS			3-POINT			FREE THROWS			REBOUNDING				PF	AST	APG	TO	BLK	STL	PTS	PPG
						FG	FGA	PCT	FG	FGA	PCT	FT	FTA	PCT	OFF	DEF	TOT	AVG								
2017-18 (Fr.)	Portland State	34	25	1,098	32.3	106	267	39.7	27	92	29.3	117	148	79.1	18	75	93	2.7	71	191	4.7	339	4	50	356	10.5
2018-19 (So.)	Portland State	31	30	1,104	35.6	149	374	39.8	38	133	28.6	130	167	77.8	12	82	94	3.0	69	165	5.3	110	2	49	466	15.0
2019-20 (Jr.)	Portland State	32	32	1,091	34.1	181	436	41.5	48	158	30.4	155	184	84.2	15	64	79	2.5	75	165	5.2	123	1	66	565	17.7
2020-21 (Sr.)	Arizona State	25	12	656	26.2	54	141	38.3	28	88	31.8	32	37	86.5	6	49	55	2.2	40	47	1.9	18	0	25	168	6.7
Career Total		122	99	3,949	32.4	490	1,218	40.2	141	471	29.9	434	536	81.0	51	270	321	2.6	255	568	4.7	339	7	190	1,555	12.7





#13 AIDAN IGIEHON

FORWARD JR. 6-10 245 DUBLIN, IRELAND

[@aidanigiehon](#) [@aidanigiehon](#)

GRAND CANYON

2021-22 | Junior

- Transfers to GCU for 2021-22 season with three years of eligibility remaining.

LOUISVILLE

Louisville, Ky.

2020-21 | Sophomore

- Played in final game at Louisville on Dec. 19 at Wisconsin. Missed last 12 games after suffering a groin injury in early January.
- Averaged 8.2 minutes in a reserve role.
- His 13 points scored in five games matched his freshman scoring total.
- Totaled five points and five rebounds in the opener vs. Evansville on Nov. 25.

2019-20 | Freshman

- Appeared in 13 games, averaging 4.7 minutes.
- Led the Cardinals with seven rebounds against North Carolina Central on Nov. 17.
- Scored his first collegiate points with a first-half dunk against Indiana State on Nov. 13.

HIGH SCHOOL

Lawrence Woodmere Academy | Woodmere, N.Y.

- Averaged 23.4 points, 10.4 rebounds and 5.8 blocks as a senior for Woodmere (22-5), which won the NYSAIS Class B Championship, marking his third consecutive state title. He scored a game-high 14 points and added 17 rebounds and three blocks to propel top-seeded Woodmere in the title game.
- First team USA Today's All-USA New York Boys Basketball Team selection and a member of the New York State Sportswriters Association Class B boys basketball all-state first team.
- Nicknamed the "Irish Hulk," he was ranked No. 50 nationally in the ESPN 100, No. 52 by 247Sports.com and No. 53 by Rivals.com.
- Won three consecutive state titles, helping the Tigers to the NYSAIS C-Division title in 2017 and the B-Division title in 2018 and 2019.
- Participated with Team Honor in the Iverson Classic all-star game on April 26, 2019 in Souderton, Pa.
- Averaged 18.2 points and 15 rebounds as a junior in helping Lawrence Woodmere to a 20-5 record and the New York State Association of Independent Schools (NYSAIS) Class B Championship, earning first team all-state honors.
- A New York State Sportswriters Association second team all-state selection as a sophomore when he averaged 21.1 points per game, helping Woodmere to a 26-3 record and the NYSAIS Class C Championship. He was a third team selection his freshman year when he averaged 20 points per game.

PERSONAL

- Was 13 when he arrived in Brooklyn, New York, on June 28, 2014, to live with his aunt and uncle. Had first picked up a basketball when he was 12.
- Brother, Brandon, played soccer at SUNY Potsdam (D-III) and appeared in 57 career matches.
- Looking to become the second Irish-born player to reach the NBA. The first was Pat Burke (moved to U.S. at age 3), who played with the Orlando Magic (2002-03) and Phoenix Suns (2005-07).
- Switched from soccer to basketball at age 12.

CAREER HIGHS

POINTS	REB.	ASSISTS	3-PT M
5	7	--	--
vs. Evansville Nov. 25, 2020	vs. NC Central Nov. 17, 2019	--	--
FT M	STEALS	BLOCKS	MINUTES
2	1	1	13
2 times, last: vs. Prairie View Nov. 29, 2020	vs. Seton Hall Nov. 27, 2020	3 times, last: vs. Seton Hall Nov. 27, 2020	vs. NC Central Nov. 17, 2019

HOMETOWN



- The largest city and capital of Ireland has a population of 1.1 million.
- Temperatures during basketball season average a chilly 47 degrees.
- Soccer, cricket and rugby are all popular sports with six professional soccer teams residing in Dublin.

HIGH SCHOOL

LWA Tigers

- Lawrence Day School and Woodmere Academy merged into one institution in 1990.
- Averages 180 students per year with 18 faculty on staff.

CAREER STATS

(SHADING DENOTES PREVIOUS SCHOOLS)

Year	School	TOTALS				3-POINT			FREE THROWS			REBOUNDING				PF	AST	APG	TO	BLK	STL	PTS	PPG			
		GP	GS	MIN	MPG	FG	FGA	PCT	FG	FGA	PCT	FT	FTA	PCT	OFF									DEF	TOT	AVG
2019-20 (Fr.)	Louisville	13	0	61	4.7	5	8	62.5	0	0	0.0	3	8	37.5	2	15	17	1.3	12	0	0.0	4	2	0	13	1.0
2020-21 (So.)	Louisville	5	0	41	8.2	5	7	71.4	0	0	0.0	3	8	37.5	4	4	8	1.6	13	0	0.0	1	1	1	13	2.6
Career Total		18	0	102	5.7	10	15	66.7	0	0	0.0	6	16	37.5	6	19	25	1.4	25	0	0.0	5	3	1	26	1.4



GRAND CANYON

22

DORN
22

Guaranteed Ra



#14 JAYDEN STONE

GUARD SO. 6-4 195 PERTH, AUSTRALIA

@JaydenSballin

GRAND CANYON

2021-22 | Sophomore

- Returns for second season.

2020-21 | Freshman

- Saw action in the season's first 13 games (10 or more minutes in 12 of those games) before injuring knee at a practice prior to Jan. 29 game against New Mexico State. Returned for light action in the WAC and NCAA tournaments.
- Threw a lob off the backboard to Gabe McGlothan on Jan. 16 vs. Bethesda in a play that landed No. 3 on SportsCenter's top 10.
- Got in the scoring column in 12 of his 15 appearances including five or more points in the first seven games of his collegiate career.
- Had well-rounded performance against Benedictine-Mesa on Nov. 29, scoring eight points with three steals, three assists and two rebounds.
- Knocked down all 10 of his free throws.

HIGH SCHOOL

Sunrise Christian Academy | Bel Aire, Kan.

- Moved to powerhouse Sunrise Christian program for senior season in 2019-20.
- Team posted 22-3 record vs. national prep schedule.
- Had a 17-point effort on a nationally televised 91-48 victory against Hillcrest Prep in the Hoophall Classic.
- Team was seeded third heading into GEICO Nationals before cancellation due to COVID-19.
- Named a McDonald's All-American nominee.

Sacred Heart Catholic HS | Anniston, Ala.

- Played junior season at Sacred Heart in 2018-19.
- Named 2019 Alabama 2A Player of the Year.
- Helped lead team to the Class 2A championship game.
- Averaged a double-double with 21.2 points and 10.2 rebounds.
- Was considered the state's top 2020 basketball prospect prior to departing for Kansas.
- Earned first team all-state honors.

Central Park Christian HS | Birmingham, Ala.

- Played sophomore season at Central Park in 2017-18 before being forced to transfer after school ended basketball program.

PERSONAL

- Parents are Shawn and Tracey Stone.
- Grew up in Western Australia before moving stateside for high school hoops, a difficult decision to leave family.
- Father, Shawn, played basketball at MiraCosta College (1991 to 1993) and Cal State Northridge (1993 to 1995). He was the Matadors' leading rebounder in 1993-94 with 134 boards. He spent four years in the Marines prior to playing college basketball. He had a seven-year professional career in Australia, where Jayden was born.
- Hobbies off the court include attending church functions and playing cards.
- Chose GCU as he "had been praying earlier, asking the Lord to guide my steps. Then Coach Drew called."
- Had offers from many programs, giving closest consideration to Auburn, Baylor and Michigan State.
- If he wasn't playing basketball, it'd be Australian football.
- Favorite bible verse is Isaiah 40:31 which he used in his post announcing his commitment to GCU.
- His favorite professional sports teams are the Los Angeles Lakers and Tottenham Hotspurs.
- His top three athletes to watch growing up include Kobe Bryant, Cristiano Ronaldo and his father.

CAREER HIGHS

POINTS	REB.	ASSISTS	3-PT M
8	3	4	2
vs. Benedictine Nov. 28, 2020	at Dixie State Jan. 22, 2021	2 times, last: vs. Bethesda Jan. 16, 2021	2 times, last: vs. Bethesda Jan. 16, 2021
FT M	STEALS	BLOCKS	MINUTES
3	3	--	25
vs. Grambling Nov. 25, 2020	vs. Benedictine Nov. 28, 2020	--	vs. Colorado Dec. 22, 2020

HOMETOWN



- The capital and largest city in the state of Western Australia with a 2018 population of 2.05 million.
- Perth has a mix of professional sports that range from Australian rules football to ice hockey.
- The Western Australian Academy of Performing Arts has produced actors Hugh Jackman and Heath Ledger.

HIGH SCHOOL

Sunrise Christian Stampede

- A small school that has an enrollment of 500 students with an average of 45-50 graduating seniors a year.
- Notable alumni include Oklahoma's Buddy Hield, the 6th pick in the 2016 NBA Draft.

CAREER STATS

Year	School	TOTALS				3-POINT			FREE THROWS			REBOUNDING				PF	AST	APG	TO	BLK	STL	PTS	PPG			
		GP	GS	MIN	MPG	FG	FGA	PCT	FG	FGA	PCT	FT	FTA	PCT	OFF									DEF	TOT	AVG
2019-20 (Fr.)	Grand Canyon	15	0	200	13.3	19	56	33.9	9	31	29.0	10	10	1.000	2	15	17	1.1	9	19	1.3	10	0	9	57	3.8
Career Total		15	0	200	13.3	19	56	33.9	9	31	29.0	10	10	1.000	2	15	17	1.1	9	19	1.3	10	0	9	57	3.8



EXIT

GCU
15

GCU
22

GCU
23



#15 RAEF GERDES

FORWARD SR. 6-7 185 LEE'S SUMMIT, MO.

[@rg1five](#) [@raefgerdes](#)

GRAND CANYON

2021-22 | Senior

- Returns for fourth season.

2020-21 | Junior

- Appeared in five games, scoring a bucket against Bethesda on Jan. 16.

2019-20 | Sophomore

- Appeared in 14 games, including first career start at Utah Valley on Feb. 22 where he played a career-high 10 minutes.

2018-19 | Freshman

- Became a favorite of the Havocs student section with his late-game entries.
- Scored first career points with a 3-pointer at Chicago State on Feb. 16.
- Made two 3-pointers against California Baptist on Feb. 21.

HIGH SCHOOL

Summit Christian Academy | Lee's Summit, Mo.

- Helped the Eagles to a 67-33 mark during his four-year career.
- Averaged 15.0 points as a senior for the team's second-highest scoring average. Shot 39% from 3-point range.
- Earned honors on all-district first team and all-conference second team.
- Cites his top high school memory as winning three consecutive games to claim the Eagle Invitational championship as a senior.
- High school teammate Preston Kliewer played two years of basketball at MidAmerica Nazarene and is now a team manager for the Lopes.
- Shared the court as a senior with his younger brother, Jared. The brothers represented the Eagles' top two rebounders in 2017-18.

PERSONAL

- Parents are Daniel and Karen Gerdes.
- Father, Daniel, played basketball at Wartburg College from 1983 to 1987. Ranks in the program's top 10 for career blocks (65).
- Career goals include becoming a filmmaker for a sports team or company.

CAREER HIGHS

POINTS	REB.	ASSISTS	3-PT M
6	1	3	2
vs. Cal Baptist Feb. 21, 2019	at NM State Feb. 1, 2020	at Chicago St. Jan. 16, 2020	vs. Cal Baptist Feb. 21, 2019
FT M	STEALS	BLOCKS	MINUTES
2	1	--	10
at Kansas City Jan. 19, 2020	at Chicago St. Jan. 16, 2020	--	vs. Utah Valley Feb. 22, 2020

HOMETOWN



- Lee's Summit sits on the southeast edge of the Kansas City metro area and is home to 98,461 people.
- Sixth-largest city in Missouri.
- Hometown of MLB pitcher Trevor Rosenthal.
- Makes frequent appearances in the top half of the list of "100 Best Cities to Live in the United States."

CAREER STATS

Year	School	GP	GS	MIN	MPG	TOTALS			3-POINT			FREE THROWS			REBOUNDING				PF	AST	APG	TO	BLK	STL	PTS	PPG
						FG	FGA	PCT	FG	FGA	PCT	FT	FTA	PCT	OFF	DEF	TOT	AVG								
2018-19 (Fr.)	Grand Canyon	7	0	19	2.7	3	8	37.5	3	7	42.9	2	4	50.0	0	0	0	0.0	0	2	0.3	0	0	0	11	1.6
2019-20 (So.)	Grand Canyon	14	1	53	3.8	0	1	0.0	0	1	0.0	3	6	50.0	1	2	3	0.2	0	5	0.4	2	0	1	3	0.2
2020-21 (Jr.)	Grand Canyon	5	0	9	1.8	1	3	33.3	0	2	0.0	0	2	0.0	0	0	0	0.0	0	0	0.0	0	0	0	2	0.4
Career Total		26	1	81	3.1	4	12	33.3	3	10	30.0	5	12	41.7	1	2	3	0.1	0	7	0.3	2	0	1	16	0.6



GCU
21

WAC

GRAND



#21 LIAM LLOYD

GUARD SO. 6-5 200 SPOKANE, WASH.

[@LiamLloyd](#) [@liam_.lloyd](#)

GRAND CANYON

2021-22 | Sophomore

- Returns to GCU for second season.

2020-21 | Freshman

- Appeared in 13 games off the bench.
- Logged a double-double with 15 points and 10 rebounds against Bethesda on Jan. 16. Joined Alessandro Lever, Oscar Frayer and Jovan Blacksher Jr. as GCU's only true freshmen to post D-I double-doubles. Shot 6 of 8 from the field and knocked down three 3-pointers. "Every chance I get an opportunity to step on the floor, I'm going to play as hard as I can. That's what I did tonight. I was just having fun."
- Racked up a career-high 29 minutes at Seattle U on Feb. 26, knocking down a pair of 3-pointers.

HIGH SCHOOL

Gonzaga Preparatory | Spokane, Wash.

- Accumulated over 1,000 points and took home two state championships in a decorated career.
- Helped lead the Bullpups to a 69-10 mark in his three-year varsity career.
- Opened senior season with 46-point performance, beginning a season where he averaged 23 points, six assists and six rebounds with 41% 3-point shooting.

PERSONAL

- Parents are Tommy and Chanelle Lloyd.
- Father, Tommy, is the head coach of Arizona men's basketball after being a longtime associate head coach under Mark Few at Gonzaga.
- Father, Tommy, played basketball at Walla Walla CC, Colorado State-Pueblo and Whitman College before playing professionally in Australia and Germany. A 52-point performance while at Walla Walla remains the program's record.
- Chose GCU for: "The Havocs and the amazing school community which I felt I could grow as a person and a better basketball player."

CAREER STATS

Year	School	TOTALS				3-POINT			FREE THROWS			REBOUNDING				PF	AST	APG	TO	BLK	STL	PTS	PPG			
		GP	GS	MIN	MPG	FG	FGA	PCT	FG	FGA	PCT	FT	FTA	PCT	OFF									DEF	TOT	AVG
2020-21 (Fr.)	Grand Canyon	13	0	107	8.2	11	22	50.0	6	14	42.9	4	7	57.1	6	18	24	1.8	14	15	1.2	11	0	5	32	2.5
Career Total		13	0	107	8.2	11	22	50.0	6	14	42.9	4	7	57.1	6	18	24	1.8	14	15	1.2	11	0	5	32	2.5

CAREER HIGHS

POINTS	REB.	ASSISTS	3-PT M
15	10	6	3
vs. Bethesda Jan. 16, 2021	vs. Bethesda Jan. 16, 2021	vs. Bethesda Jan. 15, 2021	vs. Bethesda Jan. 16, 2021
FT M	STEALS	BLOCKS	MINUTES
3	2	--	30
at Dixie State Jan. 23, 2021	2 times, last: vs. Bethesda Jan. 16, 2021	--	at Seattle U Feb. 26, 2021

HOMETOWN



- The eastern Washington city sits just 18 miles east of the Washington-Idaho border.
- It is known as the birthplace of Father's Day.
- The city of Spokane has hosted the NCAA Tournament first and second rounds five times with a sixth installment in 2020 canceled.

HIGH SCHOOL

Gonzaga Prep Bullpups

- Dominant boys basketball program has claimed three state titles and five league titles since 2010.
- Alumni include singer Bing Crosby and NBA legend John Stockton.





#24 YVAN OUEDRAOGO

FORWARD JR. 6-9 255 BOURDEAUX, FRANCE

@Yvanouedball @easynavy

GRAND CANYON

2021-22 | Junior

- Transfers to GCU for 2021-22 season with three years of eligibility remaining.

NEBRASKA

2020-21 | Sophomore

- Played in 22 games, including four starts, and averaged 3.4 points and 3.7 rebounds per game
- Started the first four Big Ten games before coming off the bench.
- Best performance of season came against Doane, when he scored a career-high 13 points and added 13 boards in 18 minutes of work in posting his first double-double of the season
- During nonconference play, had three games of at least seven rebounds, as he had seven against both McNeese State and North Dakota State.
- In a win over McNeese State, added nine points and a pair of steals.
- Best performance in conference play came against Purdue, when he had seven points and eight rebounds in 20 minutes off the bench.
- Had six rebounds at No. 9 Wisconsin and No. 19 Michigan in starts in Big Ten play.

2019-20 | Freshman

- Set Nebraska's freshman rebounding record for a season (203) and a game (19 vs. Northwestern on March 1).
- Emerged as the Huskers' starting center, playing in all 32 games, including 30 starts, and averaging 5.7 points and a team-high 6.3 rebounds in 21.4 minutes per game.
- Became just the third freshman to lead the Huskers in rebounding.
- Was the youngest player in the Big Ten in 2019-20.
- Finished third among Big Ten freshmen in rebounding and played some of his best basketball down the stretch, averaging 6.8 points on 49% shooting and 7.6 rebounds per game over Nebraska's last nine games.
- Biggest impact came on the boards, as he grabbed eight or more rebounds in nine games, including six games with at least 10 rebounds.
- Top performance came against Northwestern on March 1, when he posted his third double-double of the season

with season highs in points (11), rebounds (19) and minutes (38). The 19 rebounds were the second-most by a freshman in 2019-20 and the most by any Nebraska player since 2007.

- Reached double figures in scoring six times, including a season-best 11 points against Southern, Texas A&M-Corpus Christi and Illinois.

INTERNATIONAL

- Helped lift France to a silver medal at the 2021 FIBA U19 Basketball World Cup in Latvia. Averaged 8.7 points, 7.7 rebounds and 1.3 steals in 23.2 minutes per game over seven World Cup contests.
- In 2018-19, played in 26 games for Centre Fédéral de Basketball, which is a program in the top amateur league in France. Averaged 5.4 points and 4.4 rebounds per game, while playing most of the season as a 16-year-old. Other prominent players to come from the INSEP program have included Clint Capela, Boris Diaw and Tony Parker.
- Was selected for the French U-18 National Team and helped the squad to a fifth-place finish at the 2019 European Championships. Averaged 4.0 points, 3.6 rebounds and 0.8 steals per game while posting a pair of double-figure efforts.
- Represented France in other international competition, including the 2018 FIBA U-16 European Championships, when he averaged 12.7 points and 9.7 rebounds per game. Finished second on the team in both scoring and rebounding to help France to a fourth-place finish and earned team MVP honors.
- Selected for the Adidas Next Generation Tournament in the U-18 Division.

PERSONAL

- Born in Bordeaux, France and lived there until age 7. Family moved to Burkina Faso, a West African nation.
- Parents are Jeannine Zangreyanogho and Désiré Ouedraogo.
- Casually began playing basketball at 9, but moved back to France by himself at age 12 to attend Kameet Basketball Academy.

CAREER HIGHS

POINTS	REB.	ASSISTS	3-PT M
13	19	3	--
vs. Doane Dec. 17, 2020	vs. Northwestern March 1, 2020	vs. Iowa Jan. 7, 2020	--
FT M	STEALS	BLOCKS	MINUTES
7	2	2	38
vs. Doane Dec. 17, 2020	5 times, last: vs. McNeese Nov. 25, 2020	5 times, last: at Wisconsin Dec. 22, 2020	vs. Northwestern March 1, 2020

HOMETOWN



- The sixth-largest city in France with an estimated population of 1.2 million.
- Known as a world capital of wine with over 287,000 acres of wine fields.
- Labeled an international tourist destination with more than 350 historic monuments.

CAREER STATS

(SHADING DENOTES PREVIOUS SCHOOLS)

Year	School	TOTALS				3-POINT			FREE THROWS			REBOUNDING				PF	AST	APG	TO	BLK	STL	PTS	PPG			
		GP	GS	MIN	MPG	FG	FGA	PCT	FG	FGA	PCT	FT	FTA	PCT	OFF									DEF	TOT	AVG
2019-20 (Fr.)	Nebraska	32	30	685	21.4	70	168	41.7	0	0	0.0	41	86	47.7	90	113	203	6.3	52	15	0.5	48	9	13	181	5.7
2020-21 (So.)	Nebraska	22	4	328	14.9	28	66	42.4	0	0	0.0	18	46	39.1	40	42	82	3.7	32	9	0.4	12	11	10	74	3.4
Career Total		54	34	1,013	18.8	98	234	41.9	0	0	0.0	59	132	44.7	130	155	285	5.3	84	24	0.4	60	20	23	255	4.7

#MARCHMADNESS

SECTION 3 ROW 14 SEAT 21

NCAA MARCH MADNESS

TICKET PUNCHED 2021

GCU

WAC

NCAA TOURNAMENT AUTOMATIC QUALIFIER

NCAA.COM/MML





#30 GABE McGLOTHAN

FORWARD R-JR. 6-7 230 GILBERT, ARIZ.

@GabeMcGlothan5 @gabemcglathan

GRAND CANYON

2021-22 | Redshirt junior

- Returns for third season in program.

2020-21 | Redshirt sophomore

- Ranked second on the team with 58.3% field goal shooting and third with 5.3 rebounds per game.
- Did not start a game but was first off the bench on 12 occasions which was second-highest on the team.
- Had 14 points and seven rebounds to help propel GCU to WAC-opening win at Tarleton on Jan. 8.
- Finished a Jayden Stone lob off the backboard with a dunk on Jan. 16 vs. Bethesda in a play that landed No. 3 on SportsCenter's top 10. "That's the connection we have and the connection we're going to have for years on forward too. That's an exciting feeling. You can see how that brotherhood felt."
- Led the team and collected a season-high 14 rebounds in team's blowout win over Seattle U in the semifinals of the WAC tournament on March 12. Recorded first GCU double-double with 14 points.
- Ended the year with double-figure scoring outputs in three of the last four games.

2019-20 | Redshirt

- Redshirted season due to transfer rules.
- "It gave me a new perspective. It took my identity from being in basketball and pushed me to my limits to find something else. That's when I found my faith. God really spoke to me in that moment."

SE MISSOURI ST. *Cape Girardeau, Mo.*

2018-19 | Freshman

- Made a late-season surge when he started 11 of the final 12 games. Ended season shooting 55.1% (43 for 78) from the field in final nine games.
- Finished 10th in rebounding (7.1 per game) during conference play in the Ohio Valley Conference.
- Had four double-doubles on the season, all coming in the final two months of the season.
- Scored 18 points and pulled down 16 rebounds in first start against SIU Edwardsville on Jan. 24.
- Scored career-high 27 points on an efficient 10-for-14 shooting clip against Tennessee Tech on Feb. 7.

HIGH SCHOOL

Putnam Science Academy | Putnam, Conn.

- Played 42 games for the national prep champion.
- Committed to Army-West Point out of high school. "It taught me discipline. It taught me structure. I loved it. It just didn't fit basketball-wise." Played at a prep school near Army-West Point before moving over to Putnam.

Basha High School | Chandler, Ariz.

- Named the Premier Region Player of the Year and an all-state honoree for a Class 6A state championship team that went 30-1 in 2016-17.
- Team won the state title inside GCU Arena in 2017.
- Averaged 14.2 points and 9.4 rebounds in 2016-17 and 11.1 points and 8.2 rebounds in 2015-16.

PERSONAL

- Parents are Kevin McGlothan and Janelle Danley.
- Mother, Janelle, is a University Admissions Manager at GCU.
- Brother, Aidan, played soccer at GCU from 2014 to 2017.
- Has fought through several knee injuries to return to floor.
- Favorite motivational quote is: "A good leader is everybody's floor, not their ceiling."

CAREER HIGHS PREVIOUS SCHOOL

POINTS	REB.	ASSISTS	3-PT M
27	16	3	2
vs. Tennessee Tech Feb. 7, 2019	2 times, last: vs. Tennessee Tech Feb. 7, 2019	4 times, last: at Tarleton Jan. 8, 2021	5 times, last: vs. Seattle U March 12, 2021
FT M	STEALS	BLOCKS	MINUTES
5	3	4	40
vs. Tennessee Tech Feb. 7, 2019	at Belmont Jan. 31, 2019	at Miss. Valley St. Dec. 4, 2018	vs. SIUE Jan. 24, 2019

HOMETOWN



- A Phoenix metro area city southeast of Phoenix.
- Held the distinction of fastest-growing U.S. city for 13 years, growing from 5,717 people in 1980 to an estimated 242,354 in 2017.
- Consistently ranked among the "best" and "safest" cities to live in the United States.

HIGH SCHOOL

Basha Bears

- School opened in 2002.
- Won one state title in boys basketball with McGlothan in 2016-17.

CAREER STATS

Year	School	GP	GS	MIN	MPG	TOTALS			3-POINT			FREE THROWS			REBOUNDING				PF	AST	APG	TO	BLK	STL	PTS	PPG	
						FG	FGA	PCT	FG	FGA	PCT	FT	FTA	PCT	OFF	DEF	TOT	AVG									
2018-19 (Fr.)	SE Missouri State	31	11	670	21.6	93	204	45.6	21	60	35.0	26	43	60.5	58	134	192	6.2	98	29	0.9	41	20	20	233	7.5	
2019-20 (So.)	Grand Canyon	Did not play - transfer																									
2020-21 (So.)	Grand Canyon	24	0	404	16.8	57	98	58.2	5	15	33.3	28	42	66.7	44	84	128	5.3	60	14	0.6	24	6	7	147	6.1	
Career Total		55	11	1,073	19.5	150	302	49.7	26	75	34.7	54	85	63.5	102	218	320	5.8	158	43	0.8	65	26	27	380	6.9	

(SHADING DENOTES PREVIOUS SCHOOLS)



GCU
31

GCU
14

WAC

NIKE



#31 ETHAN SPRY

FORWARD JR. 6-7 215 PHOENIX, ARIZ.

[@espry_31](#) [@espry_31](#)

GRAND CANYON

2021-22 | Junior

- Set to begin third season with GCU.

2020-21 | Sophomore

- Appeared in five games, knocking down a 3-pointer against Bethesda on Jan. 15.

2019-20 | Freshman

- Appeared in eight games.
- Connected on first field goal — a late-game 3-pointer — in home win against Chicago State on Feb. 15.

HIGH SCHOOL

Scottsdale Christian Academy | Phoenix, Ariz.

- Averaged 17.6 points and 10.4 rebounds with 45% 3-point shooting for the Class 2A state championship team.
- Also started for a state championship team as a freshman during a prep career with 1,529 points and 746 rebounds.
- Recorded 22 points, 15 rebounds and six assists with 9-of-14 shooting in the 2A championship game.
- Named 2019 2A Metro Region Player of the Year

PERSONAL

- Parents are Eric and Any Spry.
- Played on the Alvin Gentry Elite club.
- Considered offers from Army and Dallas Baptist, among others.
- Carried a weighted grade point average of more than 4.0 at Scottsdale Christian.

CAREER HIGHS

POINTS	REB.	ASSISTS	3-PT M
3	3	1	1
2 times, last: vs. Bethesda Jan. 15, 2021	vs. Bethesda Jan. 15, 2021	2 times, last: vs. Bethesda Jan. 15, 2021	2 times, last: vs. Bethesda Jan. 15, 2021
FT M	STEALS	BLOCKS	MINUTES
--	--	--	6
			vs. Bethesda Jan. 16, 2021

HOMETOWN



- The fifth-largest city in the United States with an estimated population of 1,680,992 people.
- GCU is the only Division I school in the city. Arizona State is also in the Phoenix metro area (Tempe).
- The average daily mean temperature during the five month basketball season is 71.3 degrees.

HIGH SCHOOL

Scottsdale Christian Eagles

- School was opened in 1968.
- Has won seven Arizona state championships in boys basketball, including two during Spry's career.

CAREER STATS

Year	School	TOTALS				3-POINT			FREE THROWS			REBOUNDING				PF	AST	APG	TO	BLK	STL	PTS	PPG			
		GP	GS	MIN	MPG	FG	FGA	PCT	FG	FGA	PCT	FT	FTA	PCT	OFF									DEF	TOT	AVG
2019-20 (Fr.)	Grand Canyon	8	0	16	2.0	1	5	20.0	1	5	20.0	0	0	0.0	1	1	2	0.2	1	1	0.1	0	0	0	3	0.4
2020-21 (So.)	Grand Canyon	5	0	13	2.6	1	3	33.3	1	3	33.3	0	0	0.0	2	2	4	0.8	1	1	0.2	0	0	0	3	0.6
Career Total		13	0	29	2.2	2	8	25.0	2	8	25.0	0	0	0.0	3	3	6	0.5	2	2	0.2	0	0	0	6	0.5





#33 ISAIAH SHAW

GUARD FR. 6-7 190 ROME, ITALY

[@isaiah_shaw08](#) [@isaiah.shaw08](#)

GRAND CANYON

2020-21 | Freshman

- Set to begin collegiate career.

HIGH SCHOOL

Phoenix Prep | Phoenix, Ariz.

- Grew game with one year of prep school.

Davidson Academy | Nashville, Tenn.

- Averaged 17.5 points as a junior in 2019-20, playing for his father, Casey. Also pulled down 6.5 rebounds per game and shot 40% from 3-point range.

PERSONAL

- Born in Rome, Italy, while his father was playing professionally.
- Father, Casey, played at Toledo, was a pick of the Philadelphia 76ers in the 1998 NBA Draft, had a lengthy international pro career and is currently an assistant coach on the Lopes staff.
- Uncle, Bryce, is GCU's head coach.

CAREER HIGHS

POINTS	REB.	ASSISTS	3-PT M
--	--	--	--
--	--	--	--
FT M	STEALS	BLOCKS	MINUTES
--	--	--	--
--	--	--	--

HOMETOWN



- The capital city of Italy has an estimated population of 2.8 million people.
- In 2019, Rome was the 11th most visited city in the world with over 10 million tourists visiting.
- A religious epicenter Rome is home to Vatican City and St. Peter's Basilica.

HIGH SCHOOL

Davidson Academy Bears

- The private Christian school opened in 1980 and the enrollment is 650 students.
- The football program has won five state championships including undefeated seasons in 2018 and 2020.

CAREER STATS

Year	School	TOTALS				3-POINT			FREE THROWS			REBOUNDING				PERFORMANCE										
		GP	GS	MIN	MPG	FG	FGA	PCT	FG	FGA	PCT	FT	FTA	PCT	OFF	DEF	TOT	AVG	PF	AST	APG	TO	BLK	STL	PTS	PPG
2021-22 (Fr.)	Grand Canyon	--	--	--	--	--	--	--	--	--	--	--	--	--	--	--	--	--	--	--	--	--	--	--	--	--
Career Total		--	--	--	--	--	--	--	--	--	--	--	--	--	--	--	--	--	--	--	--	--	--	--	--	--





#35 TAESHON CHERRY

FORWARD SR. 6-8 225 EL CAJON, CALIF.

@tcherry002 @tgotae

GRAND CANYON

2021-22 | Senior

- Transfers to GCU with two years of eligibility.

ARIZONA STATE

Tempe, Ariz.

2020-21 | Junior

- Appeared in seven games in the shortened season, last playing in a Dec. 16 loss to UTEP.
- Opened the season with a season-high 11 points on 3-of-5 shooting from 3-point range on Nov. 25 against Rhode Island.
- Played 22 minutes against GCU on Dec. 13.

2019-20 | Sophomore

- Played 25 games and made 11 starts, averaging 4.6 points and 3.4 rebounds.
- Had three double-figure scoring games, including a season-high 13 points against Washington on March 5.

2018-19 | Freshman

- Had productive year playing in 30 games and starting in three, missing four games due to injury.
- Posted double digits in six games and ASU was 6-0 in those games.
- Made 40 3-pointers to rank 10th in program history for freshmen.
- Was a five-star prospect that was ASU's second-highest ranked signee all-time behind only James Harden.

HIGH SCHOOL

Foothills Christian | El Cajon, Calif.

- Transferred to Foothills Christian for final season of high school in 2017-18.
- Averaged 22 points on 54% field-goal shooting over 29 games. Also averaged 11.6 rebounds and 2.7 blocks.
- Had five 30-point games including a 39-point outburst on Dec. 15, converting on 14 of 22 field-goal attempts.

St. Augustine HS | San Diego, Calif.

- As a junior, averaged 20.3 points and 10.4 rebounds for a team that went 28-5.

PERSONAL

CAREER HIGHS

POINTS	REB.	ASSISTS	3-PT M
19	8	3	5
vs. Omaha Nov. 28, 2018	vs. Colorado Jan. 16, 2020	vs. Rider Nov. 17, 2019	vs. Oregon Jan. 19, 2019
FT M	STEALS	BLOCKS	MINUTES
5	4	2	31
vs. Washington March 5, 2020	2 times, last: vs. Wash. St. March 7, 2020	4 times, last: vs. Wash. St. March 7, 2020	2 times, last: vs. Texas Sthr. Dec. 1, 2018

HOMETOWN



- A suburb city 17 miles from San Diego has an estimated population of 102,000.
- Known for its annual "Mother Goose Parade" the Sunday before Thanksgiving.
- Hometown of NASCAR champion Jimmie Johnson and current New York Yankees manager Aaron Boone.

HIGH SCHOOL

Foothills Christian Knights

- The private Christian school network covers preschool to 12th grade.
- Basketball program won seven titles through 2020.

CAREER STATS

(SHADING DENOTES PREVIOUS SCHOOLS)

Year	School	GP	GS	MIN	MPG	TOTALS			3-POINT			FREE THROWS			REBOUNDING				PF	AST	APG	TO	BLK	STL	PTS	PPG
						FG	FGA	PCT	FG	FGA	PCT	FT	FTA	PCT	OFF	DEF	TOT	AVG								
2018-19 (Fr.)	Arizona State	30	3	523	17.4	63	161	39.1	40	116	34.5	10	14	71.4	14	64	78	2.6	69	10	0.3	15	7	17	176	5.9
2019-20 (So.)	Arizona State	25	11	470	18.8	43	122	35.2	15	66	22.7	14	23	60.9	28	56	84	3.4	81	12	0.5	17	12	14	115	4.6
2020-21 (Jr.)	Arizona State	7	3	112	16.0	10	28	35.7	7	22	31.8	0	0	0.0	4	12	16	2.3	23	2	0.3	0	3	3	27	3.9
Career Total		62	17	1,105	17.8	116	311	37.3	62	204	30.4	24	37	64.9	46	132	178	2.9	173	24	0.4	32	22	34	318	5.1





#55 WALTER ELLIS

GUARD SR. 6-5 190 GRANGER, IND.

@iamwalterellis @55walt

GRAND CANYON

2021-22 | Senior

- Transfers to GCU with two years of eligibility.

BUCKNELL

Lewisburg, Pa.

2020-21 | Junior

- Played the nation's fourth-lowest game total (12 games) due to the Patriot League playing a conference-only schedule and further COVID-19 issues.
- Hit half of his 3-point attempts (14 of 28).
- Scored in double figures in five-straight games towards end of season.

2019-20 | Sophomore

- Led the Patriot League in 3-point percentage at 41%.
- Scored in double figures 10 times.
- In first career start against American on Jan. 15, had 12 points including a game-tying 3-pointer in the final five minutes and go-ahead free throws with 43 seconds remaining.

2018-19 | Freshman

- Appeared in 27 games.

HIGH SCHOOL

Brewster Academy | Wolfeboro, N.H.

- Moved to Brewster for final year of high school.

Adams HS | South Bend, Ind.

- Played first three seasons at Adams.

PERSONAL

- Born in Atlanta, Georgia.
- Parents are LaPhonso and Jennifer Ellis.
- Father, LaPhonso, played at Notre Dame and was the fifth overall pick of the Denver Nuggets in the 1992 NBA Draft. He has been a college basketball analyst for ESPN since 2009. He held Notre Dame's career blocks record with 200.
- Has known GCU's Director of Player Development, Ryne Lightfoot, since age 10 dating back to Indiana youth basketball camps.

CAREER STATS

Year	School	GP	GS	MIN	MPG	TOTALS			3-POINT			FREE THROWS			REBOUNDING				PF	AST	APG	TO	BLK	STL	PTS	PPG
						FG	FGA	PCT	FG	FGA	PCT	FT	FTA	PCT	OFF	DEF	TOT	AVG								
2018-19 (Fr.)	Bucknell	27	0	221	8.2	17	56	30.4	13	46	28.3	0	0	0.0	4	29	33	1.2	22	9	0.3	5	4	6	6	1.7
2019-20 (So.)	Bucknell	33	1	573	17.4	62	143	43.4	48	117	41.0	24	36	66.7	0	66	66	2.0	56	20	0.6	21	17	24	196	5.9
2020-21 (Jr.)	Bucknell	12	12	333	27.8	35	82	42.7	20	52	38.5	16	19	84.2	4	42	46	3.8	29	20	1.7	19	8	14	106	8.8
Career Total		72	13	1,127	15.7	114	281	40.6	81	215	37.7	40	55	72.7	8	137	145	2.0	107	49	0.7	45	29	44	349	4.8

(SHADING DENOTES PREVIOUS SCHOOLS)

CAREER HIGHS

POINTS	REB.	ASSISTS	3-PT M
16	8	6	4
at Lehigh Jan. 30, 2021	2 times, last: at Lafayette March 6, 2021	at Colgate March 10, 2021	3 times, last: vs. Lehigh Jan. 31, 2021
FT M	STEALS	BLOCKS	MINUTES
6	4	2	34
2 times, last: at Lafayette March 6, 2021	vs. Lafayette Jan. 9, 2021	6 times, last: at Colgate March 10, 2021	2 times, last: at Lafayette Jan. 10, 2021

HOMETOWN



- A suburb city of South Bend located on the border of Indiana and Michigan with an estimated population of 30,000.
- Hometown of former MLB player and Chicago White Sox broadcaster Ken Harrelson.

HIGH SCHOOL

Adams Eagles

- Opened in 1940 the school has an estimated student population of 2,000.
- Men's basketball has captured 13 sectional championships with the most recent coming in 2017.

SHIP ★ ★ IOWA VS GRAN





THIS

IS

GCU

GRAND CANYON UNIVERSITY ARE

ARENA INFORMATION

Broke ground	June 25, 2010
Opened	September 1, 2011
Capacity	7,000
Location	On campus

HISTORY

First game	Nov. 5, 2011 vs. Arizona State (exhib.)
Result	L, 69-89
Largest crowd	7,521 - Jan. 11, 2018, vs NM State
Result	W, 70-59
GCU record	130-34 (.793)
Division I	100-33 (.752)
Most wins	18 wins, 2015-16

MISCELLANEOUS

Construction time	15 months
Square feet	135,000
Basketball court type	Portable
Number of pieces	125
Piece dimensions	4' x 8', 125 lbs.
Previous usage	2014 NBA All-Star Weekend
Concession stands	5
Largest video display size	15' x 35'

Grand Canyon University Arena has provided the Lopes a definitive home-court advantage since opening its doors before the 2011-12 basketball season. With a seating capacity of 7,000 and a prime location on campus, the venue is regularly packed to the rafters with students and fans, providing an electric atmosphere ripe for success. Since its opening, the GCU men's team has been dominant in the arena, posting an overall record of 130-34 (.793), including five seasons of at least 15 wins.

GCU Arena hit new levels in 2018-19. With an average crowd of 7,170 fans in the 7,000-seat arena, GCU Arena was the fullest venue in college basketball with a percent capacity of 102.42%.

The Lopes' record playing a regular complement of Division I guests has been impressive as well, as GCU owns a 100-33 mark since 2013-14.

An intimidating factor for opponents, the large Havocs student section has proven to be one of the best in the nation. The Havocs create an imposing backdrop for visiting teams as they fill the bleachers with energy and enthusiasm. With a push from the Havocs, a packed house is becoming a regular occurrence and has led to an incredible rise in attendance for the men's team in the first decade of GCU Arena.

Home attendance has tripled since the arrival of the arena, with a per-game average of over 7,100 fans coming through the doors in 2018-19. While crowds of over 7,000 used to represent milestones, it has become a common occurrence at GCU Arena as the Lopes rise to Division I prominence. All but two nonconference games were filled above the arena's 7,000-seat capacity in the 2018-19 season.

Student-athletes love the atmosphere while also enjoying first-class amenities. The facilities on the GCU campus are the best in the conference and feature everything student-athletes need to be successful right at their fingertips. The university's GCU 10 in 2 initiative has only cemented its facilities as some of the top mid-major facilities in the country. From an on-site medical facility to the strength and conditioning area and locker room with a players' lounge and study area, the Lopes have all the comforts of home just a short walk from student housing.

The facility originally broke ground in the summer of 2010 and was completed before the start of the 2011-12 basketball season. It is owned and operated by the university.

GCU Arena is the permanent home of the Lopes' men's and women's basketball teams as well as men's and women's volleyball matches and many other university events.





TOP 10 CROWDS

7,521 Jan. 11, 2018 vs. New Mexico State

7,502 Feb. 25, 2017 vs. Kansas City

7,498 Nov. 8, 2019 vs. Illinois

7,497 March 3, 2019 vs. CSU Bakersfield

7,495 Feb. 9, 2019 vs. New Mexico State

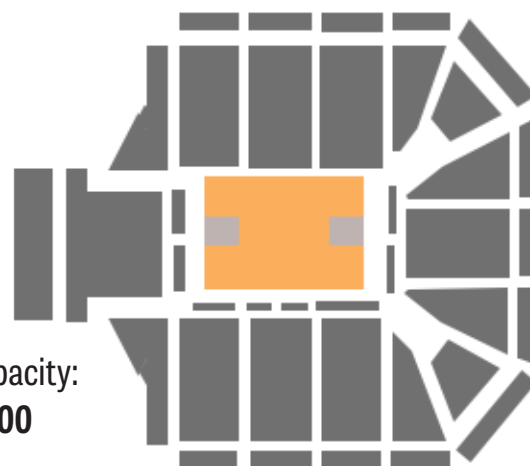
7,493 Dec. 3, 2016 vs. Louisville

7,479 Feb. 11, 2017 vs. New Mexico State

7,413 Jan. 9, 2016 vs. New Mexico State

7,412 Dec. 30, 2014 vs. Harvard

7,397 Nov. 25, 2017 vs. San Diego



Capacity:
7,000

GCU » JERRY COLANGELO

Phoenix sports icon Jerry Colangelo lends his years of experience and knowledge to Grand Canyon University as an adviser and his name to the university's Colangelo College of Business.

Born in 1939, Colangelo began his career in sports in the state of Illinois. He played college basketball for the Illinois Fighting Illini from 1960-62 where he earned All-Big Ten honors twice (1961, 1962) and captained the team as a senior. Colangelo graduated in 1962 with a degree in physical education.

Colangelo began his professional career in sports at the age of 26 when he began working for the newly formed Chicago Bulls in 1966. He worked as a marketing director, head scout for the team, along with an assistant to the president of the Bulls. Colangelo made sports history in 1966 when he helped organize the first shoe deal in professional sports between Converse and the Bulls.

In 1968, Colangelo continued making history by becoming the youngest general manager in professional sports, at age 28, when he made the move to Arizona and helped found the Phoenix Suns. Bringing professional basketball to the Valley of the Sun was the beginning of over 50 years of sports history in Arizona.

The Suns were competitive during the 1970s, reaching the NBA Finals in 1976 and losing to the Boston Celtics in six games. Colangelo earned his first of four NBA Executive of the Year Awards in 1977. Starting in 1978, the Suns made the playoffs eight straight seasons, with Colangelo earning his second Executive of the Year Award in 1982. In 1987, Colangelo bought the Suns for a record \$44 million, and became managing partner of the team.

In Colangelo's second year as managing partner, the Suns made one of the biggest turnarounds in NBA history by nearly doubling their win total (28 to 55) and making the first of 13 consecutive playoff appearances. Colangelo was an essential part of the group that helped build America West Arena (now Talking Stick Resort Arena), bringing the Suns to downtown Phoenix. During those years of success, Colangelo engineered trades for future Hall of Famer Charles Barkely and dynamic point guard Kevin Johnson. The Suns reached their second NBA Finals in 1993, losing to Michael Jordan's Bulls. Colangelo earned his final two Executive of the Year Awards in 1990 and 1994.

While attending a Chicago Cubs game during the NBA season, Colangelo made the decision to bring professional baseball to Phoenix. In 1995, the MLB awarded an expansion team to Arizona and, just three years later, the Arizona Diamondbacks began play in Bank One Ballpark (now Chase Field) with Colangelo serving as managing partner and CEO of the team. Three short years later, the Diamondbacks made history by becoming the youngest MLB franchise to win a World Series. Colangelo celebrated with the team hoisting the Commissioner's Trophy celebrating the first major pro sports championship for the state of Arizona.

In the 1990s, Colangelo brought many other professional sports franchises to Phoenix. In 1992, Colangelo founded the Arizona Rattlers from the Arena Football League. The Phoenix Coyotes (now Arizona Coyotes) were founded in 1996 and began play in Phoenix before moving to Glendale. Colangelo founded the Phoenix Mercury as the WNBA was brought to Phoenix in 1997.

Colangelo also turned around USA Basketball, taking over in 2005. The team hadn't won a major international competition since 2000, so Colangelo rebuilt the program from the ground up. With help from legendary coach Mike Krzyzewski, the men's national team won four consecutive gold medals in the 2008, 2012, 2016 and 2020 Olympics. The men's national team amassed eight total medals in the 13 years

Colangelo served as managing director.

For his lifelong dedication to the sport of basketball, Colangelo was inducted into the Naismith Memorial Basketball Hall of Fame in 2004.

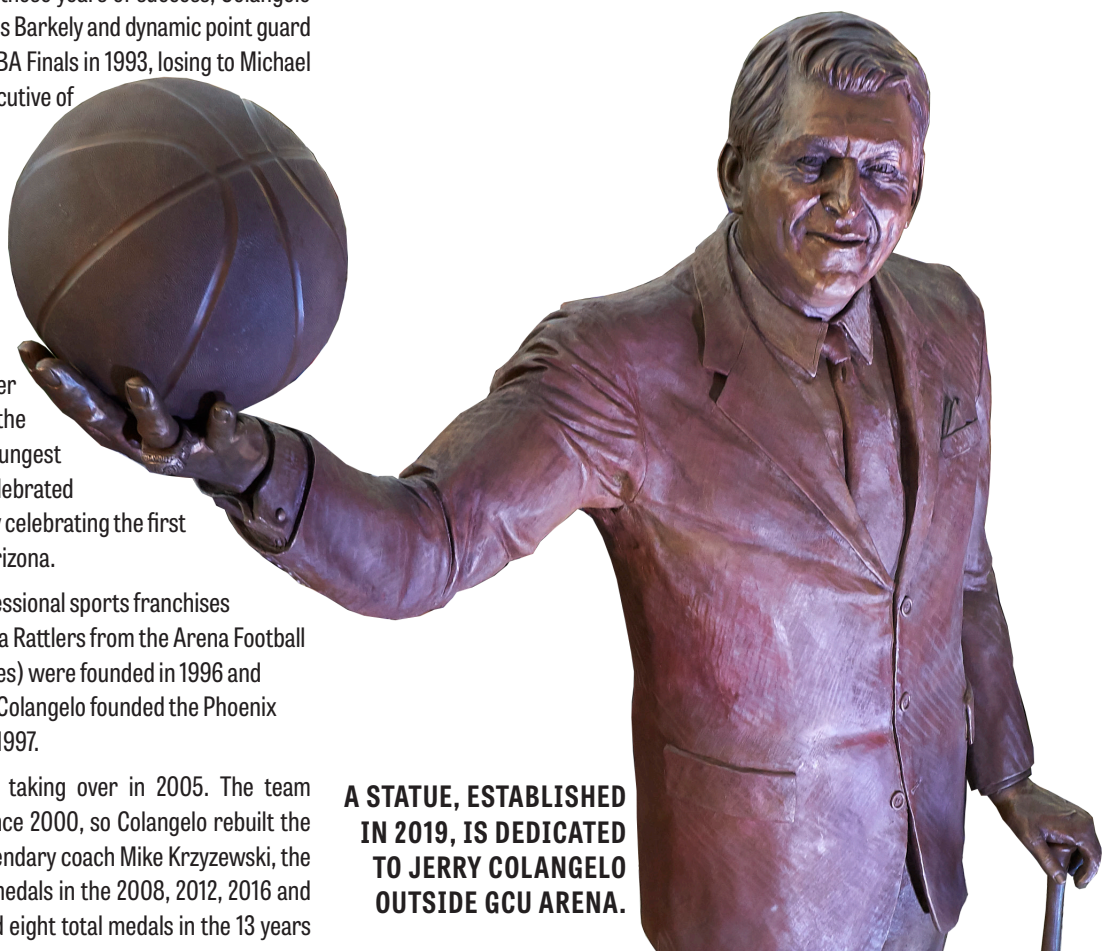
In 2011, Colangelo turned his attention to Grand Canyon University. With his partnership with President Brian Mueller, the Colangelo College of Business was founded. The Colangelo College of Business "challenges and inspires students to be servant leaders with the business skills and values necessary to drive organizational success and positively impact society." With Colangelo's help, GCU now offers one of the most comprehensive sports management, golf management and business schools in the country.

Colangelo's influence has led to partnerships with the Oakland Athletics and Milwaukee Brewers spring training facilities, along with numerous on-campus guest speakers and events focused on sports. Colangelo regularly speaks to classes on campus, striving to make an impact on future leaders in the industry.

A regular attendee at GCU basketball games, Colangelo looks to help mold the Lopes program into a top-25 competitor with regular appearances in the NCAA tournament. GCU basketball garnered national attention for its successful four-year transition period from Division II to Division I and awe-inspiring homecourt atmosphere led by the Havocs.

Colangelo has left an impact on hundreds of people that he has met over his life. He has a message for them, one that still holds true to this day. "At the core of my beliefs is a conviction that every person, in service to their faith, values, and dreams must seize whatever chances arise, to make the most of his or her life."

GCU unveiled a statue of Jerry Colangelo adjacent to GCU Arena on Feb. 9, 2019.



A STATUE, ESTABLISHED IN 2019, IS DEDICATED TO JERRY COLANGELO OUTSIDE GCU ARENA.

PHOENIX IMPACT

1968



Phoenix Suns founded.
NATIONAL BASKETBALL ASSOCIATION

1992



Arizona Rattlers founded.
ARENA FOOTBALL LEAGUE

1996



Arizona Coyotes relocated.
NATIONAL HOCKEY LEAGUE

1997



Phoenix Mercury founded.
WOMEN'S NATIONAL BASKETBALL ASSOCIATION

1998



Arizona Diamondbacks founded.
MAJOR LEAGUE BASEBALL

2001



Arizona Diamondbacks win city's first major pro sports title.



IN THEIR WORDS

Mr. Colangelo not only delivers, he over-delivers on everything he does. When you do that for 50 years with integrity and honesty, you see the incredible impact it has had on this community.

BRIAN MUELLER, GCU PRESIDENT

There is not a better boss in the world. He motivates people, he inspires people, he does things the right way. He's a guy that you want to do your best for to please him. He was a consummate motivator, and you wanted to do everything you could for him because he provided everything that you needed to be successful.

TOM CHAMBERS, SUNS LEGEND

Jerry treats people with respect, and he's an optimistic guy who believes that you can get people to work together and accomplish great things. He cares about doing things for the right reasons, and he's pragmatic about it – you have to be.

PAUL WESTPHAL, FORMER SUNS & GCU COACH

I have learned the importance of relationships as well as keeping your priorities: faith, family, friends and community.

RANDY GIBB, COLANGELO COLLEGE OF BUSINESS

GCU is on the rise ... everything Jerry Colangelo touches turns to gold.

CHRIS MULLIN, NBA HALL OF FAMER



OUTLOOK

REVIEW

TEAM

THIS IS GCU

HISTORY



The Havocs are some of the most dedicated and rowdy fans in all of collegiate sports. Over 3,000 students strong, they turn GCU athletic venues into some of the rowdiest and hostile environments in all of college sports. They use their unified group to help the community and volunteer with various non-profits and charitable organizations. Havocs strive to create a spirited community and sense of camaraderie for all students.

Known for their constant energy, support and pride, the Havocs support and encourage all GCU athletic teams, promote school spirit and build Lope pride and tradition – while upholding the four pillars and values of GCU. With positive sportsmanship and respect in mind, Havocs create an energetic environment for our fans and an intimidating atmosphere for opponents.

Tabbed as the “Biggest Party in College Basketball,” the Havocs bring the noise and excitement every game with different cheers, choreographed dances, chants that are utilized to give every team a competitive advantage when playing at home at GCU. In August 2018, GCU Arena was ranked 22nd in the country for best college basketball atmospheres, and was quoted as “easily one of the rowdiest fan bases in the entire country” by Bustingbrackets.com.

The Havocs mission is to be the most spirited, energetic and disruptive student section in the country. Havocs strive to create the most unique game day experience in college basketball and a sense of camaraderie for all students.

The Havocs cheer at more than just home events, sending droves of students to rival New Mexico State and to the WAC Tournament in Las Vegas. The support has garnered national attention over the past five years including being featured on ESPN’s SportsCenter with Scott Van Pelt.

The Havocs are more than just a student section, too. The Havocs serve the community through their Havocs with Heart outreach. Havocs with Heart is a program committed to making a difference in the community and connecting members with various non-profit organizations in Phoenix. They believe they

can use GCU sporting events and their wide member base to shed light on local charities and lend a helping hand.

The Havocs have selected charities that serve a wide range of needs, from homelessness to life threatening illnesses. Havocs members use the same energy they have at games to help others who are in need. The Havocs believe it’s their responsibility to not only cheer for our athletics and connect with students on campus, but use their position within GCU to help support the surrounding community.





WHAT THEY'RE SAYING

"In college basketball, in my 40-plus years, this was the toughest crowd I've ever faced. Awesome ... you've got something special here. Really special."

- Rick Pitino, College Basketball Hall of Fame coach

"GCU created college basketball's rowdiest secret with stunning quickness ... home to possible the best student section in college basketball. Duke has the Cameron crazies. Kansas has the Phog. GCU has the Havocs."

- Andrew Joseph, USA Today

"This is not a college basketball game. It's a Miami nightclub in the desert."

- Myron Medcalf, ESPN.com

"The Havocs are the biggest party in college basketball."

- SB Nation

"I can't remember a more electric pregame atmosphere."

- Vince Marotta, Arizona Sports 98.7 FM

"Welcome to Grand Canyon University Arena, home to what could very well be college basketball's next elite mid-major."

- Connor Pelton, SB Nation

"Grand Canyon has become one of college basketball's trendiest schools over the past half-decade largely due to the student section, called the Havocs, creating one of the most fun atmospheres in the country."

- Brian Rauf, Fansided

Grand Canyon University's rise in NCAA Division I athletics was further entrenched by the announcement of a university-wide deal with apparel and footwear giant, Nike, on May 27, 2015.

GCU has the benefit of the cachet associated with Nike products.

Phoenix sports icon Jerry Colangelo made the announcement in the press conference on the GCU campus. Colangelo serves as a special consultant to the university's athletic department and is the namesake of the school's business college.

"I think it's huge because when you talk about world brands, they don't get much bigger than Nike," said Colangelo, who helped make the deal possible by leveraging his relationships with the company from his time in the NBA and USA Basketball.

The deal with Nike covers apparel and footwear for coaches, student-athletes and staff of all 21 sports.

"Before Gonzaga was Gonzaga, Nike had a deal with them. Before Butler was Butler, Nike had a deal with them," Nike executive Eric Lautenbach said. "One day I could be referencing Grand Canyon when I talk about our relationships with schools that set no limits on the championships they pursue."

The Nike deal adds a globally recognized "swoosh" to GCU's purple-clad teams. The contract was characterized as similarly financially to deals the company has made with more established D-I schools in the former Big East Conference.

"Anything Jerry Colangelo has suggested to me has netted out to be a great idea," Lautenbach said, noting their relationship is among the most cherished things he's developed in his career at Nike.

"The recipe has been developed for great success. Our track record is we're going to work with great partners and to be a great partner for them."

"Sure, there's competition in the apparel business and the shoe business," Colangelo said. "But by far, the big guy in that whole space is Nike."

"The Nike brand is incredible. They've earned it; they deserve it. To be associated with them is very significant in the way they're involved with us."



Phoenix sports icon Jerry Colangelo announces the university's partnership with Nike in a press conference on May 27, 2015.

» PRACTICE FACILITY

Adjacent to Grand Canyon University Arena, the GCU Basketball Practice Facility offers GCU men's and women's basketball programs a state-of-the-art, conveniently-located home.

The main floor of the GCU Basketball Practice Facility has one main regulation-sized court with two side practice courts.

The main entrance of the facility is home to the Jerry Colangelo Museum which is open to the public and full of artifacts from Phoenix sports icon Jerry Colangelo. Colangelo has strong ties to GCU and has the College of Business named after himself as well.

On the second level, the facility houses over 10 individual offices for both men's and women's basketball coaching and support staffs. The offices of both head coaches overlook the practice facility with sliding glass doors leading to a balcony that overlooks the court below. All offices in the facility have windows that overlook either the practice floor or the main lobby.

Back on the main floor, both programs have a team room and player's lounge right off the practice facility court.

Capping off the new facility, the complex features team meeting space and a film room, also right off of the practice facility court.

The facility opened for both programs at the conclusion of the 2016-17 basketball season.



OUTLOOK

REVIEW

TEAM

THIS IS GCU

HISTORY

TV CREW



GCU extended an agreement with FOX 10 Xtra and Sneaky Big Studios for the third straight year to broadcast all home men's basketball games to more fans than ever, tripling the household reach in the Phoenix metro area to 1.8 million homes. The veteran crew of Barry Buetel, Scott Williams and Kate Longworth return for their seventh season calling all the action. In addition to FOX 10 Xtra (Channel 45 / Cable 9), all home games and all WAC games are streamed on ESPN+.




BARRY BUETEL

Play-by-Play

Buetel is in his ninth year at GCU, serving as the Executive Director of Broadcast & Sponsorships. He is the voice of all televised GCU athletic events ranging from basketball to baseball and soccer.

Buetel has held numerous broadcasting roles covering various professional teams including the Arizona Diamondbacks, Arizona Coyotes, Arizona Cardinals, Miami Dolphins, Jacksonville Jaguars and Minnesota Wild. His responsibilities have ranged from play-by-play to analysis to host on both the television and radio side of broadcasts.



SCOTT WILLIAMS

Analysis

A three-time NBA champion, 15-year NBA veteran and former NBA assistant coach, Scott Williams is in his eighth season as the analyst for GCU men's basketball games.

A Hacienda Heights, California, native, Williams attended North Carolina and played for legendary Tar Heels head coach Dean Smith.

Undrafted out of college, Williams was signed by the Chicago Bulls and played his first four pro seasons with the team, winning three consecutive NBA titles.

Williams' pro career spanned seven teams, including two seasons with the Phoenix Suns, and 746 games.



KATE LONGWORTH

Sideline Reporter

Longworth enters her seventh season covering all televised GCU athletic events as the sideline reporter. She also serves as an on-field reporter for the Arizona Diamondbacks on FOX Sports Arizona, a role which she has held since the beginning of the 2015 season.

An Emmy Award winner, Longworth covered Bay Area sports from 2008 to 2015 before returning home to Arizona where she graduated from University of Arizona. While in the Bay Area, Longworth worked for Comcast SportsNet, providing coverage of the Oakland Athletics, Oakland Raiders, San Jose Sharks and San Jose Earthquakes.

RADIO CREW



MICHAEL POTTER

Play-by-Play

A 1990 graduate of Grand Canyon University, Potter returns to the microphone for his 13th season calling GCU men's basketball games. Potter is also the voice of GCU baseball.

Potter's time broadcasting Lopes basketball extends back to the 2009-10 season and the final four years of GCU's stay at the Division II level.

"I love to do this," Potter said. "I try to paint the picture and let the listener fill in the gaps. I wouldn't say I'm a 'homeer,' but you know where my loyalties lie."

Outside of GCU Athletics, Potter has also served as the voice of the WAC Basketball and Baseball Tournaments on the ESPN family of networks.

While a student at Grand Canyon, Potter had a front-row seat to one of the more memorable moments in GCU's NAIA athletic history. He was in attendance to watch the Lopes claim an NAIA National Championship in men's basketball under future NBA coach, Paul Westphal.

A native of Kansas City, Potter is married to his wife, Lori, and has four children. He and his family currently live to the northwest of the GCU campus in Surprise.



PAUL CORO

Analysis

Coro enters his third season on the mic for both home and away games after joining Potter for road games only in 2018-19. In addition to calling the games, Coro is a senior writer who covers Lopes athletics for GCU Lopes.com and is editor of the site.

Coro covered the Phoenix Suns from 2004 to 2016 for The Arizona Republic after holding the Arizona State and preps sports beats there. Coro's peers selected him as the National Sports Media Association's Arizona Sports Writer of the Year for 2010, 2015 and 2016 and he was named Best Sports Writer by Phoenix Magazine in 2006. He also was an Arizona Sports Hall of Fame nominee in 2018 and 2019.

Coro grew up near GCU in west Phoenix and attended Apollo High School. He graduated from ASU's Walter Cronkite School of Journalism and Mass Communication as Undergraduate of the Year. He's married to Michelle, a high school multimedia educator, GCU adjunct professor and National Scholastic Press Association board member. They have two daughters, Jasmine and Maya.

HOME GAMES RETURN TO FOX 10 XTRA, WAC EXPANDS ESPN AGREEMENT



FLEXIBLE WAYS TO WATCH



TV

Watch on FOX 10 Xtra (Ch. 45/9)
OR
stream ESPN+ on smart TV or
streaming device



COMPUTER

Visit
ESPN.com/Watch



TABLET

Via ESPN+ subscription
only on the ESPN app



MOBILE DEVICE

Via ESPN+ subscription
only on the ESPN app

ALL GAMES, HOME AND AWAY, ON THE RADIO DIAL



ON THE RADIO DIAL

1580 AM
99.3 FM
95.9 FM

ON THE COMPUTER

1580thefanatic.com

ON THE GO

1580 The Fanatic
mobile app

Road game coverage determined by host schools.
Visit GCUlopes.com to find available viewing options for all road contests.

OUTLOOK

REVIEW

TEAM

THIS IS GCU

HISTORY



GCU ARENA

Home of men's and women's basketball, men's and women's volleyball
Opened September 2011




BRAZELL FIELD AT GCU BALLPARK

Home of baseball
Opened February 2018



GCU STADIUM

Home of men's and women's soccer
Opened August 2016



GCU SOFTBALL STADIUM

Home of softball
Opened February 2018



GCU BEACH VOLLEYBALL STADIUM

Home of beach volleyball
Opened February 2017



GCU GOLF COURSE

Home of men's and women's golf
Reopened January 2016



BASKETBALL PRACTICE FACILITY

Home of men's and women's basketball
Opened April 2017



GCU TENNIS FACILITY

Home of men's and women's tennis
Opened August 2016



LOPES PERFORMANCE CENTER

Training home of all athletic programs
Opened August 2010, reopened January 2017



ANTELOPE GYMNASIUM

Secondary home of men's and women's volleyball
Reopened 1994



JERRY COLANGELO MUSEUM

Opened September 2017



TIM SALMON BASEBALL CLUBHOUSE

Home of baseball
Opened January 1999

Grand Canyon University is growing rapidly with plans for continued expansion. Since 2009, GCU has invested well over \$1 billion into the university to improve the quality of academic offerings and student experiences. This infrastructure includes new classrooms, laboratories, libraries, student support centers, residence halls and recreational facilities. In fall 2020, Grand Canyon University once again welcomed a record number of students to its Phoenix campus, planning to expand the student population and campus facilities going forward.

The university also continues to accommodate a growing online and evening student community. GCU has tens of thousands of online students attending class from across the globe. In turn, the university is constantly refining its digital platforms to deliver GCU's outstanding campus experience to virtual settings. GCU is also building additional campus locations to help full-time and evening students attend class closer to home.

"New" is infused throughout GCU's growing campus. In fall 2016, the university finished construction on a 173,447-square-foot, state-of-the-art engineering building, designed to accommodate a growing number of students studying in STEM majors. GCU also opened three new on-campus apartment buildings for upperclassmen. As part of an initiative to add 10 new sports facilities to campus, GCU unveiled the 6,000-seat GCU Stadium in fall 2016, home to both NCAA Division I soccer teams as well as Brazell Field at GCU Ballpark (2018), GCU Softball Stadium (2018) and GCU Beach Volleyball Stadium (2017).

GCU has also expanded outside of campus to include new properties. The GCU Hotel is located close to campus and offers affordable room rates and renovated accommodations - the perfect place for families to stay when visiting their student. Canyon 49 Grill, located in the hotel, offers the perfect local hangout, with delicious food, family-friendly atmosphere and plenty of Lope spirit and hospitality. The Grand Canyon Beverage Company, also located in the hotel and on campus, offers gourmet beverages, including coffee, tea and specialty drinks.



230+

DEGREE PROGRAMS OFFERED

3.6

INCOMING STUDENT GPA



STUDENT EXPERIENCE

At GCU, you'll find everything you need to enjoy a full college experience, from NCAA Division I athletics to suite-style residence halls, popular dining options, fun events and clubs and organizations. Traditional, online and evening students are equally valued members of our community and receive full access to GCU's campus resources and events. Explore the campus by taking a free tour or signing up for Discover GCU.

GCU ATHLETICS

GCU is home to 21 NCAA Division I athletics teams, including basketball, soccer, baseball, softball, track and field, golf, volleyball and more. The university's mission is to develop good Christian role models who embody the highest standards of excellence in all aspects of their lives, from the classroom to the court. In addition to GCU's Division I teams, the school offers other athletics programs, including intramural sports as well as dance and cheer. Follow the teams and learn more about GCU's athletics programs by visiting GCU Lopes.com.

VISION

GCU is a premier Christian university, educating students to lead and serve.

MISSION

Grand Canyon University prepares learners to become global citizens, critical thinkers, effective communicators and responsible leaders by providing an academically challenging, values-based curriculum from the context of our Christian heritage.



COLLEGES



STUDENTS ON CAMPUS

2021 NICHE.COM
BEST COLLEGES
RANKINGS

#6

BEST COLLEGE DORMS

#19

BEST COLLEGE CAMPUS

#27

BEST COLLEGE FOOD

ABOVE RANKINGS: #1 IN ARIZONA

OUTLOOK

REVIEW

TEAM

THIS IS GCU

HISTORY

LOGOS



Primary Logo - Arched GCU



Secondary Logo - Running Lope



Logotype - Stacked

REFERRING TO GRAND CANYON UNIVERSITY

ACCEPTABLE

Grand Canyon University
Grand Canyon
GCU
Lopes

NOT ACCEPTABLE

Canyon
'Lopes
GC


FIRST REFERENCE ONLY

Antelopes

OUT-OF-DATE LOGOS - NEVER ACCEPTABLE



COLOR PALETTE



Purple

PMS 267
CMYK 76/96/0/0
HEX #522398




Black

Panatone Black C
CMYK 0/0/0/100
HEX #000000



White

--
CMYK 0/0/0/0
HEX #FFFFFF



Gray

PMS10101c
CMYK 0/0/0/20
HEX #D4D5D4

FOR MORE INFORMATION

Visit the Grand Canyon University Brand Standards guide online at gcu.edu/brandstandards

HISTORY

AND

RECORDS

GCU

- 104 Year by year
- 106 Stats by year
- 112 Scoring leaders by year
- 114 Game by game
- 124 Record by opponent
- 126 Series by opponent
- 132 Record by conference
- 134 Assistant coaches
- 135 Individual honors
- 136 All-time roster and stats
- 142 All-time jersey numbers
- 145 Biggest win margins
- 146 Lopes in the pros
- 150 Records (game)
- 152 Records (season)
- 154 Records (career)
- 155 Records (by class)
- 156 Postseason games and records
- 158 1,000-point club
- 162 Other career clubs
- 163 100-point games
- 164 Openers
- 166 Head coaches
- 168 National championships
- 174 GCU Arena records
- 176 Record through



HISTORY » YEAR-BY-YEAR

YEAR	AFFILIATION	OVERALL		CONFERENCE		COACH (YEAR)	LEAGUE FINISH	POSTSEASON
		W-L	Pct.	W-L	Pct.			
1949-50	NAIA	0-8	.000	--	--	Howard Mansfield (1)	--	--
1950-51	NAIA	2-11	.154	--	--	Howard Mansfield (2)	--	--
1951-52	NAIA	5-15	.250	--	--	David Brazell (1)	--	--
1952-53	NAIA	11-14	.440	--	--	David Brazell (2)	--	--
1953-54	NAIA	9-14	.391	--	--	David Brazell (3)	--	--
1954-55	NAIA	11-11	.500	--	--	David Brazell (4)	--	--
1955-56	NAIA	14-9	.609	--	--	David Brazell (5)	--	--
1956-57	NAIA	15-9	.258	--	--	David Brazell (6)	--	--
1957-58	NAIA	15-5	.750	--	--	David Brazell (7)	--	--
1958-59	NAIA	20-0	1.000	--	--	David Brazell (8)	--	--
1959-60	NAIA	15-9	.625	--	--	David Brazell (9)	--	--
1960-61	NAIA	12-10	.636	--	--	Ben Lindsey (1)	--	--
1961-62	NAIA	14-8	.368	--	--	Ben Lindsey (2)	--	--
1962-63	NAIA	9-13	.409	--	--	Ben Lindsey (3)	--	--
1963-64	NAIA	9-12	.429	--	--	Ben Lindsey (4)	--	--
1964-65	NAIA	7-16	.304	--	--	Ben Lindsey (5)	--	--
1965-66	NAIA	11-13	.458	--	--	Ben Lindsey (6)	--	--
1966-67	NAIA	14-13	.519	--	--	Ben Lindsey (7)	--	--
1967-68	NAIA	11-13	.458	--	--	Ben Lindsey (8)	--	--
1968-69	NAIA	14-11	.560	--	--	Ben Lindsey (9)	--	--
1969-70	NAIA	21-6	.778	--	--	Ben Lindsey (10)	--	--
1970-71	NAIA	10-17	.370	--	--	Ben Lindsey (11)	--	--
1971-72	NAIA	17-12	.586	--	--	Ben Lindsey (12)	--	--
1972-73	NAIA	19-10	.655	--	--	Ben Lindsey (13)	--	(0-1) NAIA first round
1973-74	NAIA	28-2	.933	--	--	Ben Lindsey (14)	--	(1-1) NAIA second round
1974-75	NAIA	30-3	.909	--	--	Ben Lindsey (15)	--	(5-0) NAIA national champions
1975-76	NAIA	27-3	.900	--	--	Ben Lindsey (16)	--	(1-1) NAIA second round
1976-77	NAIA	20-9	.690	--	--	Ben Lindsey (17)	--	--
1977-78	NAIA	30-3	.909	--	--	Ben Lindsey (18)	--	(5-0) NAIA national champions
1978-79	NAIA	24-4	.857	--	--	Ben Lindsey (19)	--	(0-1) NAIA first round
1979-80	NAIA	25-5	.833	--	--	Ben Lindsey (20)	--	(0-1) NAIA first round
1980-81	NAIA	16-13	.552	--	--	Ben Lindsey (21)	--	--
1981-82	NAIA	17-11	.607	--	--	Jay Arnote (1)	--	--
1982-83	NAIA	23-8	.742	--	--	Jay Arnote (2)	--	--
1983-84	NAIA	21-9	.700	--	--	John Shumate (1)	--	--
1984-85	NAIA	18-16	.529	--	--	John Shumate (2)	--	--
1985-86	NAIA	19-8	.667	--	--	John Shumate (3)	--	--
1986-87	NAIA	26-12	.684	--	--	Paul Westphal (1)	--	--
1987-88	NAIA	37-6	.860	--	--	Paul Westphal (2)	--	(5-0) NAIA national champions
1988-89	NAIA	26-5	.839	--	--	Bill Westphal (1)	--	(0-1) NAIA first round
1989-90	NAIA	25-10	.694	--	--	Bill Westphal (2)	--	(1-1) NAIA second round
1990-91	NAIA	19-11	.633	--	--	Leighton McCrary (1)	T-1st	--

YEAR	AFFILIATION	OVERALL		CONFERENCE		COACH (YEAR)	LEAGUE FINISH	POSTSEASON
		W-L	Pct.	W-L	Pct.			
1991-92	NCAA Div. II - Pacific West	22-6	.786	--	--	Leighton McCrary (2)	1st	--
1992-93	NCAA Div. II - Pacific West	20-11	.645	7-5	.583	Leighton McCrary (3)		--
1993-94	NCAA Div. II - Pacific West	14-15	.483	6-6	.462	Leighton McCrary (4)		--
1994-95	NCAA Div. II - Calif. Collegiate	17-11	.607	8-4	.667	Leighton McCrary (5)		--
1995-96	NCAA Div. II - Calif. Collegiate	23-6	.793	8-4	.667	Leighton McCrary (6)		(1-1) NCAA second round
1996-97	NCAA Div. II - Calif. Collegiate	23-6	.793	9-3	.750	Leighton McCrary (7)		(1-1) NCAA second round
1997-98	NCAA Div. II - Calif. Collegiate	17-10	.630	6-6	.500	Leighton McCrary (8)		(0-1) NCAA first round
1998-99	NCAA Div. II - Calif. Collegiate	16-11	.593	12-10	.545	Leighton McCrary (9)	3rd (6)	--
1999-00	NCAA Div. II - Calif. Collegiate	15-14	.517	11-11	.500	Leighton McCrary (10)	2nd (6)	--
2000-01	NCAA Div. II - Calif. Collegiate	9-17	.346	9-13	.409	Leighton McCrary (11)	1st (6)	--
2001-02	NCAA Div. II - Calif. Collegiate	10-17	.370	8-14	.364	Leighton McCrary (12)	5th (6)	--
2002-03	NCAA Div. II - Calif. Collegiate	9-18	.333	7-15	.318	Leighton McCrary (13)	2nd (D-6)	--
2003-04	NCAA Div. II - Calif. Collegiate	3-24	.111	2-20	.091	Leighton McCrary (14)	1st (D-6)	--
2004-05	NCAA Div. II - Independent	13-16	.611	--	--	Scott Mossman (1)	2nd (D-4)	--
2005-06	NCAA Div. II - Independent	19-8	.704	--	--	Scott Mossman (2)	--	--
2006-07	NCAA Div. II - Pacific West	21-8	.724	13-2	.867	Scott Mossman (3)	1st	(1-1) NCAA West Region
2007-08	NCAA Div. II - Pacific West	12-15	.444	6-12	.333	Scott Mossman (4)	5th	--
2008-09	NCAA Div. II - Pacific West	13-14	.481	5-7	.417	Dan Nichols (1)	5th	--
2009-10	NCAA Div. II - Pacific West	16-16	.500	10-6	.625	Russ Pennell (1)	4th	--
2010-11	NCAA Div. II - Pacific West	14-12	.538	9-7	.562	Russ Pennell (2)	4th	--
2011-12	NCAA Div. II - Pacific West	19-8	.704	13-5	.722	Russ Pennell (3)	3rd	(0-1) NCAA West Region
2012-13	NCAA Div. II - Pacific West	23-8	.742	14-4	.778	Russ Pennell (4)	t-2nd	(0-1) NCAA West Region
2013-14	NCAA Div. I - WAC	15-15	.500	10-6	.625	Dan Majerle (1)	3rd	(0-1) CIT first round
2014-15	NCAA Div. I - WAC	17-15	.531	8-6	.571	Dan Majerle (2)	t-2nd	(0-1) CIT first round
2015-16	NCAA Div. I - WAC	27-7	.794	11-3	.786	Dan Majerle (3)	t-2nd	(2-1) CIT quarterfinals
2016-17	NCAA Div. I - WAC	22-9	.710	11-3	.786	Dan Majerle (4)	3rd	--
2017-18	NCAA Div. I - WAC	22-12	.647	9-5	.643	Dan Majerle (5)	3rd	(0-1) CBI first round
2018-19	NCAA Div. I - WAC	20-14	.588	10-6	.625	Dan Majerle (6)	3rd	(0-1) CBI first round
2019-20	NCAA Div. I - WAC	13-17	.433	8-8	.500	Dan Majerle (7)	t-5th	^
2020-21	NCAA Div. I - WAC	17-7	.708	9-3	.750	Bryce Drew (1)	t-1st	(0-1) NCAA tournament
2021-22	NCAA Div. I - WAC					Bryce Drew (2)		

shading denotes Division I seasons
GCU was ineligible for postseason play for the 2013-14 through 2016-17 seasons due to NCAA transition rules
^ WAC Tournament canceled due to COVID-19

OUTLOOK

REVIEW

TEAM

THIS IS GCU

HISTORY

HISTORY » TEAM STATS BY YEAR (AVERAGES)

YEAR	PPG	OPP	MARG	FGM	FGA	FG%	3PM	3PA	3P%	FTM	FTA	FT%	REB	OFF	MARG	AST	TOV	STL	BLK
1949-50	35.2	67.0	-31.8	12.4	--	--	--	--	--	10.5	--	--	--	--	--	--	--	--	--
1950-51	46.8	57.1	-10.3	17.8	--	--	--	--	--	11.2	--	--	--	--	--	--	--	--	--
1951-52	55.0	63.5	-8.5	20.6	--	--	--	--	--	13.9	--	--	--	--	--	--	--	--	--
1952-53	57.5	57.2	+0.3	19.4	56.4	34.5	--	--	--	18.6	30.6	60.9	30.1	--	-5.0	--	13.0	--	--
1953-54	63.9	66.0	-2.1	23.6	74.3	31.8	--	--	--	16.7	27.3	61.5	42.7	--	+2.3	--	16.8	--	--
1954-55	74.3	69.2	+5.1	27.5	75.9	36.2	--	--	--	19.4	28.3	68.5	43.6	--	+1.4	--	15.8	--	--
1955-56	75.2	80.9	-5.7	27.6	75.4	36.5	--	--	--	20.0	31.3	64.1	34.5	--	--	--	15.1	--	--
1956-57	71.2	65.4	+5.8	25.4	65.7	38.6	--	--	--	20.5	31.2	65.6	44.7	--	+7.7	--	22.0	--	--
1957-58	80.1	71.5	+8.6	32.7	77.4	42.2	--	--	--	14.7	24.0	61.0	49.7	--	+6.7	1.9	19.9	8.6	--
1958-59	82.6	65.8	+16.8	31.8	80.7	39.4	--	--	--	19.0	28.5	66.6	52.6	--	+9.1	6.7	16.6	12.7	--
1959-60	76.0	69.1	+6.9	28.7	75.3	38.1	--	--	--	18.6	27.3	68.2	52.5	--	+10.6	6.9	18.3	9.7	--
1960-61	81.4	73.3	+8.1	31.7	75.0	42.3	--	--	--	18.0	25.7	69.8	48.4	18.9	+4.5	5.5	15.0	7.1	--
1961-62	73.2	69.2	+4.0	26.7	67.8	39.3	--	--	--	19.9	30.0	66.2	45.0	17.5	+0.9	5.8	15.2	8.4	--
1962-63	74.1	75.0	-0.9	27.6	68.7	40.2	--	--	--	18.9	28.9	65.5	37.1	15.7	-11.7	7.0	17.5	8.2	--
1963-64	85.0	89.9	-4.9	32.3	76.2	42.4	--	--	--	20.3	28.3	71.8	42.4	16.2	-11.8	5.8	16.2	8.7	--
1964-65	81.1	84.5	-3.4	31.2	74.9	41.6	--	--	--	18.8	27.8	67.5	40.0	15.1	-12.6	7.7	16.4	6.5	--
1965-66	89.8	91.9	-2.1	36.1	89.2	40.5	--	--	--	17.5	28.5	67.9	48.9	22.5	-5.7	7.5	15.0	7.0	--
1966-67	88.2	87.2	+1.0	36.2	87.0	41.6	--	--	--	15.9	22.3	71.1	47.5	19.1	+2.5	7.9	12.7	9.0	--
1967-68	77.5	78.7	-1.2	32.4	74.3	43.6	--	--	--	12.8	20.5	62.3	41.6	15.7	-4.4	4.3	12.8	6.5	--
1968-69	84.1	79.1	+5.0	34.6	80.2	43.2	--	--	--	14.8	21.0	70.5	45.6	16.8	+2.1	6.6	14.0	7.3	--
1969-70	88.3	79.2	+9.1	35.7	78.1	45.7	--	--	--	17.0	24.8	68.5	45.5	15.7	+2.2	10.8	15.4	6.6	--
1970-71	78.5	79.5	-1.0	31.5	76.9	41.0	--	--	--	15.4	23.9	64.8	47.3	17.9	+2.2	9.3	16.8	5.5	--
1971-72	70.4	70.4	0.0	26.3	66.4	39.7	--	--	--	17.8	25.6	69.3	36.7	12.6	-5.5	8.4	14.7	8.4	--
1972-73	72.8	64.6	+8.2	29.5	64.0	46.1	--	--	--	13.7	19.2	71.6	41.9	12.9	+4.8	14.3	15.1	6.0	--
1973-74	74.7	61.4	+13.3	30.5	63.9	47.8	--	--	--	13.6	18.9	72.1	42.4	13.5	+9.6	16.2	15.0	8.8	--
1974-75	76.5	64.7	+11.8	31.9	67.0	47.6	--	--	--	12.6	17.8	70.8	43.1	14.3	+8.4	14.8	15.6	8.0	--
1975-76	70.7	61.1	+9.6	29.0	60.4	48.0	--	--	--	12.8	17.9	71.2	38.9	11.3	+7.4	14.8	12.3	6.6	--
1976-77	73.1	67.7	+5.4	30.0	65.8	45.6	--	--	--	13.1	18.2	72.0	38.7	12.8	+4.8	14.1	15.0	8.8	--
1977-78	81.6	71.5	+10.1	32.5	66.2	49.1	--	--	--	16.7	23.1	72.1	40.6	12.8	+5.2	17.1	13.4	9.0	--
1978-79	77.9	68.1	+9.8	32.0	64.5	49.7	--	--	--	13.9	19.6	70.8	35.4	12.4	+7.9	15.0	11.5	7.9	--
1979-80	72.3	63.6	+8.7	28.4	61.4	46.3	--	--	--	15.5	21.5	72.2	37.6	11.5	+5.6	17.2	11.0	8.5	--
1980-81	60.6	61.6	-1.0	24.1	56.9	42.3	--	--	--	12.5	18.9	66.1	33.5	11.3	--	13.0	11.5	6.0	--
1981-82	68.1	60.9	+7.2	27.6	54.7	50.4	--	--	--	13.0	19.4	66.9	29.9	--	+6.8	13.5	--	--	--
1982-83	70.1	62.7	+7.4	28.1	57.4	49.0	--	--	--	13.9	21.4	64.9	33.5	--	+5.6	14.8	16.0	--	--
1983-84	63.8	61.0	+2.8	24.5	51.4	47.7	--	--	--	14.8	22.9	64.7	34.6	--	-0.6	10.7	13.6	--	--
1984-85	71.6	69.5	+2.1	27.5	56.8	48.4	--	--	--	16.7	23.5	71.3	35.6	--	+4.8	13.2	16.8	7.7	1.6
1985-86	90.6	78.5	+12.1	35.7	72.7	49.2	--	--	--	19.1	26.7	71.6	43.6	--	+7.0	17.4	17.0	11.6	2.2
1986-87	73.7	69.3	+4.4	26.8	51.0	52.7	5.7	14.5	39.0	14.4	21.4	67.2	40.0	--	+2.2	12.8	15.8	8.9	3.9
1987-88	95.2	82.3	+12.9	35.6	68.2	52.2	5.9	13.8	42.9	18.0	25.9	69.4	38.8	13.2	+6.1	18.6	15.7	8.6	4.7
1988-89	96.8	82.0	+14.8	37.0	69.6	53.2	6.8	16.4	41.8	16.0	23.5	68.2	39.6	14.1	+6.4	19.0	14.5	8.8	4.4
1989-90	82.9	74.4	+8.5	31.4	66.5	47.2	4.6	13.7	33.3	15.5	22.7	68.3	40.1	14.2	+6.3	14.5	14.7	8.1	4.6
1990-91	72.7	71.2	+1.5	27.3	58.4	46.7	3.2	9.6	33.2	15.0	22.0	68.0	31.5	12.0	+0.9	12.7	15.7	6.6	2.0
1991-92	88.2	83.1	+5.1	32.8	67.0	48.9	6.5	17.6	36.8	16.1	22.9	70.6	33.3	10.7	-4.5	14.5	14.8	8.6	3.2
1992-93	90.1	83.3	+6.8	33.6	68.3	49.2	7.8	20.0	39.2	15.0	21.3	70.3	31.7	12.0	-3.2	18.2	14.2	11.3	2.4
YEAR	PPG	OPP	MARG	FGM	FGA	FG%	3PM	3PA	3P%	FTM	FTA	FT%	REB	OFF	MARG	AST	TOV	STL	BLK

YEAR	PPG	OPP	MARG	FGM	FGA	FG%	3PM	3PA	3P%	FTM	FTA	FT%	REB	OFF	MARG	AST	TOV	STL	BLK
1993-94	82.8	83.1	-0.3	30.8	63.8	48.2	6.3	18.2	34.5	15.0	21.5	69.8	31.9	11.7	-1.9	15.4	13.3	6.8	1.8
1994-95	80.9	81.0	-0.1	30.6	63.8	48.1	4.0	14.3	27.7	15.7	23.8	65.8	44.3	--	-0.7	12.8	15.7	8.0	4.0
1995-96	85.0	73.8	+11.2	30.3	14.8	47.7	4.4	14.8	30.1	20.0	28.0	71.5	38.0	13.0	+7.2	16.0	14.6	9.3	6.2
1996-97	75.8	62.7	+13.1	28.3	57.7	49.1	3.6	11.2	32.3	15.6	24.2	64.3	33.2	12.2	+5.7	12.7	16.5	11.7	4.5
1997-98	74.0	69.7	+4.3	27.0	58.9	45.8	3.5	12.2	28.8	16.4	26.6	61.8	34.9	13.5	-2.2	12.1	14.7	9.4	5.7
1998-99	70.7	66.7	+4.0	25.4	59.3	42.8	4.8	15.9	30.2	15.2	21.6	70.3	36.3	14.7	+0.9	12.7	16.1	9.2	3.4
1999-00	70.2	70.8	-0.6	23.8	57.5	41.4	7.3	20.7	35.4	15.2	22.3	68.3	35.9	12.4	-1.8	13.8	15.8	6.9	2.8
2000-01	70.0	73.8	-3.8	23.9	57.5	41.6	6.5	19.1	34.2	15.6	23.2	67.4	38.5	13.4	+0.7	13.5	16.0	6.2	3.4
2001-02	74.9	79.4	-4.5	27.1	62.2	43.6	4.9	16.4	30.0	15.7	23.8	66.0	37.3	13.9	-2.7	14.0	16.1	7.3	3.3
2002-03	67.7	73.6	-5.9	24.6	58.4	42.1	4.7	15.7	29.8	13.7	21.1	65.0	34.9	13.7	-4.1	12.1	15.0	7.8	2.7
2003-04	61.0	73.7	-12.7	21.3	51.6	41.2	3.9	13.2	29.2	14.6	21.4	68.0	31.5	10.1	-3.7	9.3	15.4	5.1	2.0
2004-05	70.2	70.3	-0.1	25.7	53.7	47.8	5.6	16.1	34.5	13.3	18.9	70.3	32.1	8.8	-0.9	14.6	13.6	6.4	2.8
2005-06	92.5	80.2	+12.3	31.7	61.2	51.8	10.6	23.7	44.7	18.5	23.9	77.4	35.3	10.2	+1.3	19.3	14.0	7.8	3.3
2006-07	75.9	68.6	+7.3	25.6	53.9	47.4	8.8	22.5	39.3	16.0	21.9	72.9	33.9	8.9	+2.3	14.3	14.8	5.9	3.4
2007-08	76.0	73.6	+2.4	25.5	54.8	46.6	8.0	20.0	40.1	16.9	22.7	74.7	33.0	8.4	-0.5	14.5	13.9	6.0	4.4
2008-09	70.7	72.0	-1.3	24.7	56.7	43.5	5.7	17.6	32.7	15.6	22.0	71.0	33.7	11.0	-2.7	14.2	14.9	8.6	3.4
2009-10	64.7	67.5	-2.8	22.4	51.1	43.9	6.5	18.7	34.6	13.4	20.0	67.0	30.8	10.5	-0.3	11.3	16.0	6.1	2.5
2010-11	69.6	68.1	+1.5	24.7	53.9	45.7	6.0	16.2	36.9	14.3	20.8	68.6	31.5	9.6	-2.5	12.7	13.7	6.2	2.5
2011-12	72.3	65.1	+7.2	23.5	53.0	44.3	6.3	17.6	35.7	19.0	26.1	72.9	35.0	10.7	+0.9	12.9	14.0	6.6	4.5
2012-13	70.0	65.0	+5.0	22.3	53.5	41.8	5.9	17.8	32.9	19.5	26.2	74.6	36.7	12.6	+5.5	11.7	13.6	6.3	2.7
2013-14	72.1	71.7	+0.4	22.4	51.6	43.3	6.9	19.5	35.2	20.5	27.7	74.0	35.5	9.6	+1.3	12.9	12.7	4.0	2.8
2014-15	68.7	68.4	+0.3	23.7	52.6	45.1	6.2	18.6	33.3	15.1	21.1	71.5	31.7	8.8	-3.5	12.1	11.2	5.3	3.1
2015-16	75.9	68.1	+7.8	26.4	58.2	45.3	6.2	17.1	36.0	17.0	24.6	69.3	38.3	11.7	+4.0	14.8	12.0	6.1	2.6
2016-17	73.6	67.8	+5.8	25.5	58.5	43.6	6.6	20.0	33.1	16.0	24.1	66.5	37.6	10.8	+1.3	13.6	12.8	7.5	2.5
2017-18	73.9	65.1	+8.8	25.1	58.6	42.9	7.4	22.9	32.2	16.2	23.1	70.2	38.5	11.9	+2.1	15.9	13.2	6.2	3.9
2018-19	75.3	69.2	+6.1	26.7	59.0	45.2	7.6	22.9	33.1	14.3	19.6	73.1	36.4	10.3	+2.5	14.1	12.1	6.1	2.2
2019-20	70.5	73.0	-2.5	24.7	54.7	45.1	6.0	18.0	33.3	15.2	20.4	74.6	32.7	7.6	-2.3	11.8	11.5	4.8	1.3
2020-21	75.5	62.1	+13.4	28.2	57.7	48.8	6.8	20.7	32.9	12.4	18.1	68.4	39.9	11.1	+9.5	16.3	12.8	4.8	3.0
YEAR	PPG	OPP	MARG	FGM	FGA	FG%	3PM	3PA	3P%	FTM	FTA	FT%	REB	OFF	MARG	AST	TOV	STL	BLK

black shading denotes all-time record

black outline denotes D-I record

OUTLOOK

REVIEW

TEAM

THIS IS GCU

HISTORY

HISTORY » TEAM STATS BY YEAR (TOTALS)

YEAR	G	PTS	OPP	FGM	FGA	FG%	3PM	3PA	3P%	FTM	FTA	FT%	REB	OFF	AST	TOV	STL	BLK
1949-50	8	282	536	99	--	--	--	--	--	84	--	--	--	--	--	--	--	--
1950-51	13	608	742	231	--	--	--	--	--	146	--	--	--	--	--	--	--	--
1951-52	20	1,099	1,270	411	--	--	--	--	--	277	--	--	--	--	--	--	--	--
1952-53	25	1,437	1,430	486	1,409	34.5	--	--	--	465	764	60.9	767	--	--	325	--	--
1953-54	23	1,469	1,519	542	1,707	31.8	--	--	--	385	626	61.5	981	--	--	386	--	--
1954-55	22	1,634	1,523	604	1,669	36.2	--	--	--	426	622	68.5	959	--	--	348	--	--
1955-56	23	1,729	1,598	634	1,735	36.5	--	--	--	461	719	64.1	794	--	--	347	--	--
1956-57	24	1,709	1,569	609	1,577	38.6	--	--	--	491	748	65.6	1,072	--	--	529	--	--
1957-58	20	1,601	1,430	654	1,548	42.2	--	--	--	293	480	61.0	994	399	37	397	171	--
1958-59	20	1,651	1,315	636	1,613	39.4	--	--	--	379	569	66.6	1,052	415	134	332	254	--
1959-60	24	1,825	1,658	689	1,808	38.1	--	--	--	447	655	68.2	1,260	501	165	439	232	--
1960-61	22	1,791	1,613	698	1,650	42.3	--	--	--	395	566	69.8	1,064	415	120	331	156	--
1961-62	22	1,611	1,523	587	1,492	39.3	--	--	--	437	660	66.2	989	385	127	334	185	--
1962-63	22	1,630	1,649	607	1,511	40.2	--	--	--	416	635	65.5	816	345	154	386	180	--
1963-64	21	1,785	1,887	679	1,600	42.4	--	--	--	427	595	71.8	890	341	121	341	182	--
1964-65	23	1,866	1,944	717	1,722	41.6	--	--	--	432	640	67.5	919	348	178	378	150	--
1965-66	24	2,155	2,206	867	2,141	40.5	--	--	--	421	620	67.9	1,174	541	181	361	167	--
1966-67	27	2,350	2,240	977	2,350	41.6	--	--	--	428	602	71.1	1,282	516	213	344	242	--
1967-68	24	1,782	1,688	777	1,782	43.6	--	--	--	307	493	62.3	999	377	103	308	155	--
1968-69	25	2,102	1,978	866	2,004	43.2	--	--	--	370	525	70.5	1,141	421	165	351	183	--
1969-70	27	2,385	2,138	963	2,108	45.7	--	--	--	459	670	68.5	1,228	423	292	416	177	--
1970-71	27	2,119	2,147	851	2,077	41.0	--	--	--	417	644	64.8	1,276	482	252	453	148	--
1971-72	29	2,043	2,041	764	1,925	39.7	--	--	--	515	743	69.3	1,063	366	243	426	243	--
1972-73	29	2,110	1,874	856	1,855	46.1	--	--	--	398	556	71.6	1,215	375	416	438	174	--
1973-74	30	2,241	1,841	916	1,918	47.8	--	--	--	409	567	72.1	1,271	404	485	449	263	--
1974-75	33	2,523	2,136	1,053	2,210	47.6	--	--	--	417	589	70.8	1,423	473	487	514	264	--
1975-76	30	2,121	1,832	869	1,811	48.0	--	--	--	383	538	71.2	1,166	338	445	368	198	--
1976-77	29	2,120	1,964	870	1,908	45.6	--	--	--	380	528	72.0	1,122	370	408	436	254	--
1977-78	33	2,694	2,361	1,072	2,185	49.1	--	--	--	550	763	72.1	1,341	424	565	443	298	--
1978-79	28	2,182	1,908	897	1,806	49.7	--	--	--	388	548	70.8	990	347	421	321	222	--
1979-80	30	2,169	1,908	852	1,841	46.3	--	--	--	465	644	72.2	1,128	344	515	330	255	--
1980-81	29	1,758	1,786	698	1,650	42.3	--	--	--	362	548	66.1	972	328	378	334	173	--
1981-82	28	1,908	1,705	772	1,531	50.4	--	--	--	364	544	66.9	836	--	379	--	--	--
1982-83	31	2,173	1,945	871	1,779	49.0	--	--	--	431	664	64.9	1,037	--	459	496	--	--
1983-84	30	1,915	1,829	735	1,542	47.7	--	--	--	445	668	64.7	1,038	--	322	409	--	--
1984-85	33	2,364	2,293	906	1,873	48.4	--	--	--	552	774	71.3	1,175	--	436	554	253	52
1985-86	27	2,447	2,119	965	1,963	49.2	--	--	--	517	722	71.6	1,178	--	470	458	313	59
1986-87	38	2,802	2,633	1,020	1,937	52.7	215	551	39.0	547	814	67.2	1,519	--	486	602	337	150
1987-88	43	4,093	3,539	1,532	2,934	52.2	255	595	42.9	774	1,115	69.4	1,669	568	801	677	368	202
1988-89	31	3,002	2,542	1,147	2,158	53.2	212	507	41.8	496	727	68.2	1,228	436	590	451	273	135
1989-90	35	2,901	2,604	1,099	2,328	47.2	160	480	33.3	543	795	68.3	1,404	498	506	515	283	160
1990-91	30	2,181	2,135	818	1,752	46.7	96	289	33.2	449	660	68.0	946	359	380	472	199	59
1991-92	28	2,469	2,328	918	1,876	48.9	181	492	36.8	452	640	70.6	932	300	405	415	241	89
1992-93	31	2,792	2,581	1,042	2,118	49.2	243	620	39.2	465	661	70.3	984	371	565	440	351	74
YEAR	G	PTS	OPP	FGM	FGA	FG%	3PM	3PA	3P%	FTM	FTA	FT%	REB	OFF	AST	TOV	STL	BLK

YEAR	G	PTS	OPP	FGM	FGA	FG%	3PM	3PA	3P%	FTM	FTA	FT%	REB	OFF	AST	TOV	STL	BLK
1993-94	29	2,401	2,411	892	1,849	48.2	182	528	34.5	435	623	69.8	926	339	447	386	197	51
1994-95	28	2,266	2,269	858	1,785	48.1	111	401	27.7	439	667	65.8	1,240	--	358	439	223	113
1995-96	29	2,465	2,140	878	1,840	47.7	129	429	30.1	580	811	71.5	1,102	376	463	423	269	180
1996-97	29	2,199	1,817	821	1,673	49.1	105	325	32.3	452	703	64.3	963	353	369	478	340	131
1997-98	27	1,997	1,883	729	1,590	45.8	95	330	28.8	444	718	61.8	942	364	328	396	255	155
1998-99	27	1,910	1,802	685	1,600	42.8	130	430	30.2	410	583	70.3	981	397	342	435	248	93
1999-00	29	2,035	2,052	690	1,667	41.4	213	601	35.4	442	647	68.3	1,041	361	399	457	199	81
2000-01	26	1,820	1,918	622	1,494	41.6	170	497	34.2	406	602	67.4	1,002	348	350	417	161	88
2001-02	27	2,021	2,145	732	1,680	43.6	133	443	30.0	424	642	66.0	1,008	375	379	434	197	88
2002-03	27	1,827	1,986	665	1,578	42.1	126	423	29.8	371	571	65.0	942	371	328	404	211	73
2003-04	27	1,646	1,991	574	1,393	41.2	104	356	29.2	394	579	68.0	851	274	252	416	139	54
2004-05	29	2,037	2,039	745	1,557	47.8	161	466	34.5	386	549	70.3	931	255	423	394	187	80
2005-06	27	2,497	2,165	856	1,652	51.8	286	640	44.7	499	645	77.4	954	275	520	377	210	89
2006-07	29	2,201	1,989	741	1,562	47.4	256	652	39.3	463	635	72.9	984	257	416	429	172	98
2007-08	27	2,052	1,986	689	1,480	46.6	217	541	40.1	457	612	74.7	892	228	391	375	162	118
2008-09	27	1,909	1,945	666	1,531	43.5	155	474	32.7	422	594	71.0	910	298	384	403	233	93
2009-10	32	2,070	2,160	717	1,634	43.9	207	599	34.6	429	640	67.0	984	336	360	513	196	81
2010-11	26	1,809	1,771	641	1,402	45.7	155	420	36.9	372	542	68.6	820	249	331	357	160	64
2011-12	27	1,951	1,758	634	1,430	44.3	170	476	35.7	513	704	72.9	945	288	349	379	178	122
2012-13	31	2,171	2,015	692	1,657	41.8	182	553	32.9	605	811	74.6	1,138	390	363	421	194	83
2013-14	30	2,163	2,152	671	1,549	43.3	206	586	35.2	615	831	74.0	1,064	289	386	381	121	83
2014-15	32	2,198	2,188	759	1,683	45.1	198	594	33.3	482	674	71.5	1,015	281	388	358	171	99
2015-16	34	2,581	2,316	896	1,979	45.3	210	583	36.0	579	835	69.3	1,301	399	504	407	209	90
2016-17	31	2,282	2,103	790	1,812	43.6	205	619	33.1	497	747	66.5	1,166	335	423	397	233	79
2017-18	34	2,512	2,213	855	1,992	42.9	251	779	32.2	551	785	70.2	1,310	405	540	450	211	134
2018-19	34	2,560	2,353	907	2,006	45.2	257	777	33.1	487	666	73.1	1,238	351	478	411	207	75
2019-20	30	2,116	2,191	740	1,641	45.1	180	541	33.3	456	611	74.6	980	227	355	346	144	39
2020-21	24	1,812	1,491	676	1,384	48.8	163	496	32.9	297	434	68.4	958	266	390	308	116	72
YEAR	G	PTS	OPP	FGM	FGA	FG%	3PM	3PA	3P%	FTM	FTA	FT%	REB	OFF	AST	TOV	STL	BLK

black shading denotes all-time record

black outline denotes D-I record

OUTLOOK

REVIEW

TEAM

THIS IS GCU

HISTORY

HISTORY » STAT LEADERS BY YEAR [AVERAGES]

YEAR	POINTS	REBOUNDS	ASSISTS	FG% (min. 100 att.)	3P% (min. 50 att.)	MINUTES	STEALS
1949-50	-	-	-	-	-	-	-
1950-51	14.8- Robinett (fr.)	-	-	-	-	-	-
1951-52	16.0- Forrest (so.)	-	-	-	-	-	-
1952-53	13.5- Menefee (jr.)	8.3- Hill (fr.)	-	38.2- Hill (fr.)	-	-	-
1953-54	12.4- Hill (so.)	10.6- Forrest (sr.)	-	36.8- Forrest (jr.)	-	-	-
1954-55	19.2- Rising (jr.)	11.0- Rising (jr.)	-	38.1- Seamster (sr.)	-	-	-
1955-56	14.7- Rising (sr.)	10.7- Rising (sr.)	-	44.6- Hill (sr.)	-	-	-
1956-57	20.3- Baker (so.)	13.3- Dean (so.)	-	53.3- Dean (so.)	-	-	-
1957-58	19.8- Deines (jr.)	20.1- Dean (jr.)	0.7- Dean (sr.)	49.5- Dean (jr.)	-	-	2.2- Deines (jr.)
1958-59	18.3- Dean (sr.)	17.1- Dean (sr.)	1.6- Deines (sr.)	54.8- Dean (sr.)	-	-	3.5- Deines (sr.)
1959-60	15.1- Lindsey (so.)	14.3- Lindsey (so.)	1.6- Blake (so.)	43.9- Shipp (sr.)	-	-	2.5- Lindsey (so.)
1960-61	20.9- Mattson (sr.)	11.6- Lindsey (jr.)	1.8- Lindsey (jr.)	44.1- Mattson (sr.)	-	-	2.1- Lindsey (jr.)
1961-62	23.2- Lindsey (sr.)	12.0- Lindsey (sr.)	1.2- Lindsey (sr.)	47.4- Lindsey (sr.)	-	-	2.5- Lindsey (sr.)
1962-63	18.7- Brewer (jr.)	9.8- Conner (sr.)	1.7- Brewer (jr.)	47.3- Warren (fr.)	-	-	2.4- Brewer (jr.)
1963-64	20.3- Brewer (sr.)	10.7- Warren (so.)	1.5- Brewer (sr.)	47.5- Brewer (sr.)	-	-	2.9- Brewer (sr.)
1964-65	17.6- French (sr.)	10.2- Warren (jr.)	1.4- Pile (sr.)	49.1- Hanley (jr.)	-	-	1.2- Warren (jr.)
1965-66	17.6- Bateman (jr.)	11.0- Sullivan (so.)	1.4- Helton (so.)	48.0- Sullivan (so.)	-	-	1.4- Helton (so.)
1966-67	24.2- Bateman (sr.)	11.6- Sullivan (jr.)	3.2- Helton (jr.)	45.2- Gagnon (so.)	-	-	2.1- Helton (jr.)
1967-68	19.6- Gagnon (jr.)	10.0- Gagnon (jr.)	2.3- Helton (sr.)	48.2- Jones (so.)	-	-	2.0- Helton (sr.)
1968-69	16.6- Burnside (jr.)	8.5- Traylor (jr.)	1.7- Swinford (jr.)	48.0- Upton (so.)	-	-	1.8- Swinford (jr.)
1969-70	17.2- Burnside (sr.)	11.8- Rice (jr.)	2.6- Swinford (sr.)	50.7- Ernst (sr.)	-	-	1.8- Swinford (sr.)
1970-71	13.4- Rice (sr.)	10.3- Rice (sr.)	2.0- Irvine (fr.)	47.3- Upton (sr.)	-	-	1.0- Irvine (fr.)
1971-72	16.0- Santa Cruz (jr.)	8.8- Santa Cruz (jr.)	1.9- Helton (jr.)	45.1- Santa Cruz (jr.)	-	-	2.7- Irvine (so.)
1972-73	17.2- Forrest (fr.)	14.5- Forrest (fr.)	2.5- Helton (sr.)	50.1- Forrest (fr.)	-	-	1.6- Irvine (jr.)
1973-74	18.2- Forrest (so.)	12.8- Forrest (so.)	4.6- Forrest (so.)	53.2- Forrest (so.)	-	-	1.8- Irvine (sr.)
1974-75	18.2- Forrest (jr.)	12.6- Forrest (jr.)	3.1- Forrest (jr.)	56.2- Forrest (jr.)	-	-	2.2- Everett (jr.)
1975-76	18.3- Forrest (sr.)	10.8- Forrest (sr.)	4.0- Forrest (sr.)	55.9- Stout (sr.)	-	-	2.1- Everett (sr.)
1976-77	16.3- Hall (jr.)	9.3- Hall (jr.)	3.0- Stokes (jr.)	51.1- Hall (jr.)	-	-	2.2- Stokes (jr.)
1977-78	17.0- Stokes (sr.)	9.0- Price (so.)	4.1- Polk (jr.)	53.1- Price (so.)	-	-	2.5- Stokes (sr.)
1978-79	17.6- Arvizu (sr.)	7.9- Price (jr.)	4.2- Polk (sr.)	55.9- Price (jr.)	-	-	1.5- Farrell (jr.)
1979-80	12.9- Farrell (sr.)	8.6- Price (sr.)	3.5- Farrell (sr.)	53.6- Ross (sr.)	-	-	2.2- Farrell (sr.)
1980-81	13.3- Duncan (sr.)	6.9- Duncan (sr.)	2.0- Lamb (sr.)	50.0- Allen (jr.)	-	-	1.5- Gilchrist (jr.)
1981-82	11.6- Pyers (jr.)	5.6- Gray (so.)	2.5- McIver (sr.)	55.4- Pyers (jr.)	-	-	-
1982-83	15.3- Pyers (sr.)	5.4- Gillis (sr.)	3.4- Pyers (sr.)	59.0- Gillis (sr.)	-	-	-
1983-84	14.8- Williams (jr.)	6.6- Boatright (sr.)	2.3- Boatright (sr.)	49.0- Staples (sr.)	-	34.8- Staples (sr.)	-
1984-85	17.6- Warren (jr.)	7.4- Cecil (sr.)	2.6- Warren (jr.)	51.4- Kennedy (jr.)	-	34.6- Warren (jr.)	2.1- Monteverde (jr.)
1985-86	23.3- Warren (sr.)	5.9- Gallagher (so.)	3.4- Warren (sr.)	55.9- Scroggins (jr.)	-	33.3- Warren (sr.)	2.7- Monteverde (sr.)
1986-87	19.1- Singleton (sr.)	8.8- Scroggins (sr.)	3.3- Singleton (sr.)	60.4- Henige (so.)	44.4- Akre (jr.)	30.4- Singleton (sr.)	2.3- Johns (jr.)
1987-88	16.7- Williams (jr.)	6.8- Enge (jr.)	5.6- Johnson (jr.)	60.5- Johns (sr.)	51.2- Akre (sr.)	31.3- Johns (sr.)	2.3- Johns (sr.)
1988-89	20.5- Williams (sr.)	7.9- Enge (sr.)	7.3- Johnson (sr.)	66.1- Oliphant (sr.)	45.3- Ledbetter (sr.)	31.6- Johnson (sr.)	1.8- Johnson (sr.)
1989-90	13.6- Steward (jr.)	6.4- Ondigo (so.)	3.2- McDaniel (jr.)	56.5- Geerders (jr.)	37.9- Steward (jr.)	26.8- Steward (jr.)	1.4- Steward (jr.)
1990-91	17.5- Carter (jr.)	6.9- Taylor (sr.)	4.2- Allison (sr.)	65.4- Gaines (sr.)	37.5- Hayes (fr.)	31.3- Allison (sr.)	2.7- Allison (sr.)
1991-92	21.0- Briscoe (jr.)	7.4- Peoples (jr.)	3.9- Hayes (so.)	58.5- Holthaus (jr.)	44.3- Briscoe (jr.)	34.1- Briscoe (jr.)	2.4- Briscoe (jr.)
1992-93	24.1- Briscoe (sr.)	7.4- Peoples (sr.)	4.0- Briscoe (sr.)	59.4- Holthaus (sr.)	45.3- Hayes (jr.)	35.1- Briscoe (sr.)	2.9- Briscoe (sr.)

YEAR	POINTS	REBOUNDS	ASSISTS	FG% (min. 100 att.)	3P% (min. 50 att.)	MINUTES	STEALS
------	--------	----------	---------	---------------------	--------------------	---------	--------

YEAR	POINTS	REBOUNDS	ASSISTS	FG% (min. 100 att.)	3P% (min. 50 att.)	MINUTES	STEALS
1993-94	24.7- Pope (jr.)	7.1- Pope (jr.)	5.9- Meeks (sr.)	65.0- Noble (jr.)	39.7- Hayes (sr.)	-	1.9- Meeks (sr.)
1994-95	16.6- Langford (jr.)	9.6- Llamas (jr.)	2.3- Langford (jr.)	54.8- Langford (jr.)	29.9- Gonzales (jr.)	-	1.6- Archbold (so.)
1995-96	17.5- Llamas (sr.)	9.2- Llamas (sr.)	2.9- Archbold (jr.)	54.5- Llamas (sr.)	31.5- Archbold (jr.)	32.4- Langford (sr.)	2.3- Archbold (jr.)
1996-97	16.2- Archbold (sr.)	6.1- Gillette (sr.)	2.4- Allen (jr.)	58.4- Allen (jr.)	37.7- Murphy (fr.)	30.5- Archbold (sr.)	3.0- Archbold (sr.)
1997-98	20.1- Allen (sr.)	5.8- Allen (sr.)	3.7- Allen (sr.)	52.9- Scott (jr.)	34.8- Barquin (sr.)	34.0- Allen (sr.)	1.9- Allen (sr.)
1998-99	13.2- Edmonds (sr.)	6.2- Hall (sr.)	3.9- Edmonds (sr.)	49.8- Hall (sr.)	34.8- Inman (jr.)	31.2- Edmonds (sr.)	2.2- Edmonds (sr.)
1999-00	13.1- Knighton (jr.)	7.4- Knighton (jr.)	3.0- Miller (jr.)	52.6- Turner (so.)	44.3- Knighton (jr.)	32.0- Knighton (jr.)	1.6- Knighton (jr.)
2000-01	14.7- Knighton (sr.)	6.9- Knighton (sr.)	3.2- Knighton (sr.)	54.4- Turner (jr.)	35.1- Knighton (sr.)	34.6- Knighton (sr.)	1.5- Knighton (sr.)
2001-02	17.8- Somers (jr.)	5.6- Somers (jr.)	3.2- Riggins (so.)	56.5- Turner (sr.)	35.1- Somers (jr.)	32.1- Somers (jr.)	1.5- Somers (jr.)
2002-03	16.8- Somers (sr.)	7.9- Janssen (sr.)	1.9- Polk (fr.)	53.7- Janssen (sr.)	36.2- Newman (sr.)	35.8- Janssen (sr.)	1.7- Harris (sr.)
2003-04	16.0- Hall (jr.)	7.9- Daye (jr.)	2.6- Green (jr.)	52.0- Lee (fr.)	30.0- Green (jr.)	35.1- Green (jr.)	1.5- Hall (jr.)
2004-05	16.2- Alonzo (jr.)	5.1- Alonzo (jr.)	5.0- Nelson (jr.)	54.2- Lee (so.)	43.7- Alonzo (jr.)	33.8- Davis (sr.)	1.4- Nelson (so.)
2005-06	20.5- Alonzo (sr.)	5.3- Alonzo (sr.)	9.7- Nelson (sr.)	69.4- Lee (jr.)	51.0- Davis (jr.)	33.0- Nelson (sr.)	2.3- Nelson (sr.)
2006-07	15.9- Davis (sr.)	6.6- Lee (sr.)	2.8- Makinde (jr.)	59.2- Lee (sr.)	42.2- Bogan (jr.)	33.0- Davis (sr.)	1.1- Davis (sr.)
2007-08	14.9- Bogan (sr.)	5.7- Morrison (sr.)	4.0- Makinde (sr.)	50.5- Bogan (sr.)	53.6- Bogan (sr.)	30.3- Karre (jr.)	1.0- Makinde (sr.)
2008-09	15.0- Nurumbi (sr.)	6.7- Nurumbi (sr.)	2.3- Karre (sr.)	50.0- Nurumbi (sr.)	38.2- Dempster (sr.)	30.4- Nurumbi (sr.)	1.4- Nurumbi (sr.)
2009-10	10.0- Benson (sr.)	6.0- Ngoundjo (jr.)	3.0- Benson (sr.)	54.6- Tchatchoua (jr.)	39.3- Benson (sr.)	32.7- Carroll (fr.)	1.1- Carroll (fr.)
2010-11	10.0- Speed (jr.)	5.5- Ngoundjo (sr.)	3.5- Speed (jr.)	55.2- Tchatchoua (sr.)	41.8- Carroll (so.)	29.5- Speed (jr.)	1.3- Speed (jr.)
2011-12	13.3- Speed (sr.)	6.6- Pickrel (jr.)	3.3- Speed (sr.)	58.0- Pickrel (jr.)	40.8- Speed (sr.)	31.0- Speed (sr.)	1.4- Speed (sr.)
2012-13	13.3- Lowery (fr.)	9.0- Larson (jr.)	3.4- Lowery (fr.)	49.6- Larson (jr.)	38.5- Davis (jr.)	29.6- Lowery (fr.)	1.2- Lowery (fr.)
2013-14	17.2- Larson (sr.)	11.6- Larson (sr.)	4.2- Daly (fr.)	54.1- Larson (sr.)	40.8- Alexander (jr.)	37.8- Garrison (sr.)	1.0- Walker (sr.)
2014-15	14.2- Russell (so.)	4.9- Braun (fr.)	3.9- Russell (so.)	52.0- Davis (fr.)	38.1- Braun (fr.)	33.4- Russell (so.)	1.4- Russell (so.)
2015-16	16.5- Braun (so.)	8.8- Glaze (sr.)	5.4- Russell (jr.)	59.6- Glaze (sr.)	40.2- Martin (fr.)	31.0- Russell (jr.)	1.4- Russell (jr.)
2016-17	21.2- Russell (sr.)	7.0- Vernon (jr.)	5.4- Russell (sr.)	56.4- Vernon (jr.)	41.6- Braun (jr.)	38.3- Russell (sr.)	1.5- Russell (sr.)
2017-18	12.2- Lever (fr.)	6.7- Vernon (sr.)	4.5- Benson (sr.)	51.7- Vernon (sr.)	36.6- Frayer (so.)	29.4- Braun (sr.)	1.2- Frayer (so.)
2018-19	14.3- Johnson (jr.)	5.8- Drechsel (sr.)	3.6- Milstead (so.)	53.9- M. Finke (sr.)	35.4- Lever (so.)	28.3- Milstead (so.)	1.4- Milstead (so.)
2019-20	15.7- Lever (jr.)	6.0- Lever (jr.)	3.6- Blacksher (fr.)	53.5- Lever (jr.)	43.1- Dixon (jr.)	34.6- Blacksher (fr.)	1.6- Blacksher (fr.)
2020-21	14.2- Midtgaard (sr.)	9.7- Midtgaard (sr.)	5.4- Blacksher (so.)	70.7- Midtgaard (sr.)	37.8- Lever (sr.)	32.3- Blacksher (so.)	1.6- Blacksher (so.)

YEAR	POINTS	REBOUNDS	ASSISTS	FG% (min. 100 att.)	3P% (min. 50 att.)	MINUTES	STEALS
------	--------	----------	---------	---------------------	--------------------	---------	--------

black shading denotes all-time record

black outline denotes D-I record

OUTLOOK

REVIEW

TEAM

THIS IS GCU

HISTORY

HISTORY » LEADING SCORERS BY YEAR

1949-50

Denford Pitts	10.1
Nelson Forrest	10.0
H.K. Stringer	7.6
Bob Davis	2.4
Darius White	1.8

1950-51

Clarence Robinett	14.8
Nelson Forrest	11.8
Jerry Menefee	10.6
Bert Greer	7.0
Dan Forrest	4.6

1951-52

Dan Forrest	16.0
Jerry Menefee	12.3
Pete Gorraiz	9.8
Bert Greer	8.9
Clarence Robinett	8.5

1952-53

Jerry Menefee	13.5
Dan Forrest	12.0
Bob Hill	11.5
Clarence Robinett	9.9
Melvin Rising	7.9

1953-54

Bob Hill	12.4
Dan Forrest	12.0
Nelson Forrest	9.9
Clarence Robinett	9.2
Melvin Rising	8.6

1954-55

Melvin Rising	19.2
Al Knox	14.3
Bob Hill	11.4
Jim Franklin	9.5
Buddy Seamster	8.5

1955-56

Melvin Rising	14.7
Jerry Menefee	14.5
Bob Hill	13.1
Doug Baker	11.8
Howard Dean	9.2

1956-57

Doug Baker	20.3
T.C. Dean	19.6
Howard Dean	9.2
Lew Sorensen	8.5
Bob Gray	7.5

1957-58

Bob Deines	19.8
T.C. Dean	18.7
Doug Baker	15.8
Howard Dean	8.5
Lew Sorensen	8.2

1958-59

T.C. Dean	18.3
Bob Deines	18.1
Doug Baker	15.9
Gary Mattson	10.1
Doug Turner	7.4

1959-60

Ben Lindsey	15.1
Gary Mattson	14.1
Doug Turner	14.1
Maynard Tidmore	11.9
Ed Shipp	6.5

1960-61

Gary Mattson	20.9
Ben Lindsey	19.1
Noel Frank	14.9
Maynard Tidmore	13.8
Gary Gilliam	6.3

1961-62

Ben Lindsey	23.2
Gary Gilliam	12.4
Bob Buzzard	9.5
Jim Cook	9.3
Maynard Tidmore	8.6

1962-63

Gerry Brewer	18.7
Bo Warren	11.9
Gary Gilliam	10.2
Jim Cook	8.5
Lynn South	8.1

1963-64

Gerry Brewer	20.3
Bill French	17.8
Bo Warren	17.0
Lynn South	12.3
Phil Brown	8.7

1964-65

Bill French	17.6
Bo Warren	14.8
Lynn South	9.7
Terry Hanley	9.3
Dub Fossum	9.1

1965-66

Wayne Bateman	17.6
Bill Sullivan	15.0
Bo Warren	13.9
Terry Hanley	9.1
Duane Gagnon	8.7

1966-67

Wayne Bateman	24.2
Duane Gagnon	19.1
Bill Sullivan	13.0
Jim Carlile	9.8
J.C. Helton	7.6

1967-68

Duane Gagnon	19.6
Ernie Foote	11.6
Carlton Jones	11.0
Dave Lopez	8.3
J.C. Helton	7.9

1968-69

Joe Burnside	16.6
Mike Swinford	13.9
Duane Gagnon	13.8
Jack Traylor	10.7
Jim Rice	8.0

1969-70

Joe Burnside	17.2
Mike Swinford	14.5
Gary Ernst	14.4
Jim Rice	12.2
Earl Wilcox	10.9

1970-71

Jim Rice	13.4
Jim Irvine	11.5
Jim Collins	11.2
Greg Upton	9.2
Bob Chase	8.5

1971-72

Rudy Santa Cruz	16.0
Jim Irvine	15.2
Rodney Baxter	9.2
Eugene Helton	7.1
Bernie Teague	7.0

1972-73

Bayard Forrest	17.2
Jim Irvine	13.0
Rudy Santa Cruz	10.9
Eugene Helton	6.9
Earl Wilcox	6.7

1973-74

Bayard Forrest	18.2
Mike Haddow	16.4
Rodney Hightower	12.5
Jim Irvine	9.7
David Everett	6.3

1974-75

Bayard Forrest	18.2
Mike Haddow	15.8
Bob Stout	10.5
Rodney Hightower	9.7
David Everett	8.1

1975-76

Bayard Forrest	18.3
David Forrest	14.3
Bob Stout	12.0
Mike Osborne	6.2
Jon Forrest	5.6

1976-77

George Hall	16.3
Nate Stokes	12.0
George Holm	11.5
Richard Bacon	9.2
Mike Osborne	9.0

1977-78

Nate Stokes	17.0
George Hall	14.2
Ray Arvizu	13.0
George Slade	10.7
Willie Polk	7.6

1978-79

Ray Arvizu	17.6
Willie Polk	14.9
Bill Price	9.3
Gerard Ross	8.9
Charlie Farrell	8.5

1979-80

Charlie Farrell	12.9
Bill Price	10.5
Gerard Ross	8.1
Jim Pyers	6.9
David Benion	6.6

1980-81

Tony Duncan	13.3
Wayne Gilchrist	8.3
Terry Lamb	7.9
John Rissi	7.3
Charlie McCormick	5.9

1981-82

Jim Pyers	11.6
Wayne Gilchrist	9.4
Scott McIver	8.8
Anthony McKinney	8.3
Robert Mayberry	7.9

1982-83

Jim Pyers	15.3
Elliott Jones	11.0
Bryan Gillis	9.3
Carl Powell	7.2
Bob Kulovitz	6.5

1983-84

Bryan Williams	14.8
Billy Carter	10.8
Cornell Staples	10.3
John Graves	9.0
Mike Boatright	7.1

1984-85

Kevin Warren	17.6
Rod Monteverde	14.2
Kevin Kennedy	12.8
Dave Cecil	8.2
Randy Mead	7.3

1985-86

Kevin Warren	23.3
Rod Monteverde	19.1
Bob Gallagher	8.6
Jeff Fudge	8.4
Cleveland Mitchell	7.0

1986-87

Ron Singleton	19.1
Cecil Scroggins	12.7
Mike Greene	11.6
Rodney Johns	11.2
Ron Akre	8.8

1987-88

Gary Ware	18.9
Danl Williams	16.7
Rodney Johns	14.9
Mike Ledbetter	11.9
Bob Gallagher	10.0

1988-89

Danl Williams	20.5
Craig Johnson	17.8
Mike Ledbetter	12.4
Darryl Williford	12.4
Blair Oliphant	8.4

1989-90

Anthony Steward	13.6
David McDaniel	13.3
Andre Edwards	11.3
Eric Taylor	7.5
Steven Jones	7.3

1990-91

Maurice Carter	17.5
Eric Taylor	12.3
Derek Jones	10.3
Joey Allison	8.6
John Jones	7.2

1991-92

Chad Briscoe	21.0
Maurice Carter	18.4
Darrell Peoples	11.8
Chester Hayes	10.3
Joshua Ondigo	8.3

1992-93

Chad Briscoe	24.1
Darrell Peoples	15.0
Todd Holthaus	13.7
Chester Hayes	12.1
Elbert Meeks	7.9

1993-94

Dana Pope	24.7
Elbert Meeks	12.9
Aaron Neill	10.0
Chester Hayes	9.4
Tom Shuey	8.7

1994-95

Eric Langford	16.6
Horacio Llamas	15.1
Kenny Archbold	12.3
Tyrome Finney	10.1
Josh Gonzales	5.9

1995-96

Horacio Llamas	17.5
Eric Langford	16.7
Kenny Archbold	15.9
Tyrome Finney	8.4
Larry Reed	6.4

1996-97

Kenny Archbold	16.2
Jerry Allen	12.4
Tony Gillette	10.9
Larry Reed	9.5
Mark Murphy	8.1

1997-98

Jerry Allen	20.1
Prince Edmonds	11.1
Enrique Zuniga	10.0
Nate Scott	7.9
Andre Hall	6.1

1998-99

Prince Edmonds	13.2
Enrique Zuniga	11.5
Andre Hall	10.8
Spencer Inman	8.4
Touré Knighton	7.0

1999-00

Touré Knighton	13.1
Eddie Turner	11.3
Spencer Inman	11.3
Steve Moss-Kelly	9.3
Lee McCowan	8.2

2000-01

Touré Knighton	14.7
Kenny Mullins	11.0
Eddie Turner	9.7
Jovian Dobrzanski	8.7
Arthur Daniels	8.7

2001-02

Del Somers	17.8
Jovian Dobrzanski	10.4
Eddie Turner	10.4
Sean Harris	8.7
Arthur Daniels	8.2

2002-03

Delano Somers	16.8
John Janssen	14.3
Sean Harris	14.2
Dante Garner	6.0
Ronnie Newman	4.3

2003-04

Royce Hall	16.0
Bryan Lee	10.2
Mike Daye	10.0
Curtis Green	8.6
Jabari Riggins	6.7

2004-05

Noe Alonzo	16.2
Prileu Davis	13.5
Ryan Nelson	9.1
Emil Swain	7.3
Bryan Lee	6.3

2005-06

Noe Alonzo	20.5
Rich Davis	19.0
Ryan Nelson	13.9
Jason Stromvall	10.9
Bryan Lee	10.6

2006-07

Rich Davis	15.9
Rudy Bogan	12.7
Devon Greene	11.5
Bryan Lee	11.3
Jason Stromvall	8.8

2007-08

Rudy Bogan	14.9
David Gonzales	10.4
Milee Karre	10.3
Ty Morrison	10.3
Ladi Makinde	8.4

2008-09

Engen Nurumbi	15.0
David Cuen	14.1
Brandon McGruder	9.2
Eric Cuen	8.5
Brandon Dempster	7.7

2009-10

T.J. Benson	10.0
Brad Carroll	9.0
Nick Witherill	8.5
Gaby Ngoundjo	8.3
Justin Wesolowski	8.3

2010-11

Kyle Speed	10.0
Nick Witherill	9.5
Brad Carroll	9.2
Rony Tchatchoua	8.2
Gaby Ngoundjo	6.8

2011-12

Kyle Speed	13.3
Braylon Pickrel	10.6
Jerome Garrison	10.1
Nick Witherill	8.9
Justin Wesolowski	7.6

2012-13

Joshua Lowery	13.3
Killian Larson	11.5
Braylon Pickrel	8.9
Jerome Garrison	8.2
Justin Foreman	7.5

2013-14

Killian Larson	17.2
Jerome Garrison	16.5
Daniel Alexander	12.7
Blake Davis	7.8
Jeremy Adams	5.8

2014-15

DeWayne Russell	14.2
Joshua Braun	11.8
Royce Woolridge	10.6
Daniel Alexander	9.0
Jerome Garrison	7.8

2015-16

Joshua Braun	16.5
Grandy Glaze	14.0
DeWayne Russell	9.7
Dominic Magee	7.2
Keonta Vernon	7.0

2016-17

DeWayne Russell	21.2
Joshua Braun	17.5
Keonta Vernon	9.3
Oscar Frayer	7.9
Darion Clark	7.8

2017-18

Alessandro Lever	12.2
Joshua Braun	11.4
Casey Benson	9.7
Oscar Frayer	9.6
Keonta Vernon	9.2

2018-19

Carlos Johnson	14.3
Alessandro Lever	12.5
Michael Finke	12.1
Damari Milstead	10.3
Trey Drechsel	8.1

2019-20

Alessandro Lever	15.7
Carlos Johnson	15.5
Mikey Dixon	11.8
Jovan Blacksher Jr.	10.7
Isiah Brown	9.3

2020-21

Asbjørn Midtgaard	14.2
Alessandro Lever	13.3
Jovan Blacksher Jr.	12.0
Mikey Dixon	8.3
Oscar Frayer	6.6

HISTORY » GAME-BY-GAME RESULTS

1949-50 | 0-8

Conference none
Coach Howard Mansfield

12/2	ASC-Flagstaff	Prescott, Ariz.	L 35-38
1/26	ASC-Flagstaff	Prescott, Ariz.	L 34-72
2/3	Eastern Arizona	Prescott, Ariz.	L 32-72
2/16	at Eastern Arizona	Thatcher, Ariz.	L 31-60
2/17	at Eastern Arizona	Thatcher, Ariz.	L 40-71
2/24	at ASC-Flagstaff	Flagstaff, Ariz.	L 42-64
2/25	at Arizona State	Tempe, Ariz.	L 44-82

1950-51 | 2-11

Conference none
Coach Howard Mansfield

12/1	at Eastern Arizona	Thatcher, Ariz.	L 58-59
12/2	at Eastern Arizona	Thatcher, Ariz.	L 45-54
12/8	vs Phoenix College	Prescott, Ariz.	L 46-60
12/9	at Arizona State	Tempe, Ariz.	L 40-56
1/5	Arizona	Prescott, Ariz.	L 46-64
1/12	Arizona State	Prescott, Ariz.	W 61-46
1/15	at Phoenix College	Phoenix, Ariz.	L 52-62
2/2	Eastern Arizona	Prescott, Ariz.	L 37-59
2/3	Eastern Arizona	Prescott, Ariz.	L 36-55
2/9	at ASC-Flagstaff	Flagstaff, Ariz.	L 43-49
2/10	ASC-Flagstaff	Prescott, Ariz.	W 39-35
2/24	Arizona State	Prescott, Ariz.	L 60-65
2/27	at Arizona	Tucson, Ariz.	L 41-78

1951-52 | 5-15

Conference none
Coach Dr. David Brazell

11/29	at ASC-Flagstaff	Flagstaff, Ariz.	L 38-56
11/30	at ASC-Flagstaff	Flagstaff, Ariz.	L 39-67
12/14	at Eastern Arizona	Thatcher, Ariz.	L 50-57
12/15	at Eastern Arizona	Thatcher, Ariz.	L 48-59
1/8	Phoenix College	Phoenix, Ariz.	L 51-70
1/14	at Arizona	Tucson, Ariz.	L 55-69
1/15	at Davis-Monathan A.F.B.	Phoenix, Ariz.	L 52-62
1/18	at Arizona State	Tempe, Ariz.	L 54-66
1/31	Eastern Arizona	Phoenix, Ariz.	L 53-61
2/1	at Eastern Arizona	Phoenix, Ariz.	L 56-70
2/4	Arizona	Phoenix, Ariz.	W 64-61
2/8	at Arizona State	Tempe, Ariz.	L 67-70
2/11	at ASC-Flagstaff	Phoenix, Ariz.	W 63-60
2/14	at Davis-Monathan A.F.B.	Phoenix, Ariz.	L 58-62
2/18	Williams A.F.B.	Phoenix, Ariz.	W 68-54
2/19	Luke A.F.B.	Phoenix, Ariz.	W 77-48
2/22	Arizona State	Phoenix, Ariz.	W 69-64
2/25	at Williams A.F.B.	Mesa, Ariz.	L 43-74
3/6	at Phoenix College	Phoenix, Ariz.	L 39-65

1952-53 | 11-14

Conference none
Coach Dr. David Brazell

12/5	at Arizona	Tucson, Ariz.	W 61-59
12/6	at Davis-Monathan A.F.B.	Tucson, Ariz.	L 50-66
12/13	Palo Verde	Phoenix, Ariz.	W 76-71
1/3	Luke A.F.B.	Phoenix, Ariz.	L 68-73
1/7	at N.M. Western	Silver City, N.M.	L 48-64
1/8	at Eastern Arizona	Thatcher, Ariz.	L 72-91
1/9	at Eastern Arizona	Thatcher, Ariz.	L 55-67
1/12	at Williams A.F.B.	Mesa, Ariz.	L 54-64
1/14	at Arizona State	Tempe, Ariz.	W 77-65
1/23	at Phoenix College	Phoenix, Ariz.	L 74-75
1/24	Williams A.F.B.	Phoenix, Ariz.	L 61-69
1/27	at Arizona State	Tempe, Ariz.	L 60-64
1/31	ASC-Flagstaff	Phoenix, Ariz.	L 95-100

2/2	vs Eastern Arizona	Phoenix, Ariz.	W 63-61
2/7	Davis-Monathan A.F.B.	Phoenix, Ariz.	W 81-65
2/10	Phoenix College	Phoenix, Ariz.	W 67-57
2/14	Eastern Arizona	Phoenix, Ariz.	W 84-54
2/21	Arizona	Phoenix, Ariz.	L 64-69
2/23	at Palo Verde	Blythe, Calif.	W 86-57
2/25	at ASC-Flagstaff	Flagstaff, Ariz.	L 57-60
2/28	vs Arizona State	Phoenix, Ariz.	L 76-79
3/3	Davis-Monathan A.F.B.	Phoenix, Ariz.	W 76-68
3/4	Williams A.F.B.	Phoenix, Ariz.	W 82-79
3/6	Harman-McFarland	Phoenix, Ariz.	W 79-74
3/7	Luke A.F.B.	Phoenix, Ariz.	L 63-70

1953-54 | 9-14

Conference none
Coach Dr. David Brazell

12/1	at Williams A.F.B.	Mesa, Ariz.	L 43-57
12/5	Eastern Arizona	Phoenix, Ariz.	W 55-53
12/7	at Luke A.F.B.	Glendale, Ariz.	L 58-69
12/12	Palo Verde	Phoenix, Ariz.	L 57-59
12/16	at N.M. Western	Silver City, N.M.	L 58-60
12/17	at N.M. Military	Roswell, N.M.	W 64-56
12/18	at Wayland	Plainview, Texas	L 81-84
12/19	at Walker A.F.B.	Roswell, N.M.	L 47-52
1/8	at Eastern Arizona	Thatcher, Ariz.	L 69-79
1/9	at Eastern Arizona	Thatcher, Ariz.	L 64-66
1/12	at ASC-Flagstaff	Flagstaff, Ariz.	L 58-75
1/16	Williams A.F.B.	Phoenix, Ariz.	L 55-69
1/23	Imperial Valley College	Phoenix, Ariz.	W 75-63
1/26	at Phoenix College	Phoenix, Ariz.	W 85-84
1/30	Eastern Arizona	Phoenix, Ariz.	W 67-56
2/2	N.M. Western	Phoenix, Ariz.	W 80-74
2/6	Luke A.F.B.	Phoenix, Ariz.	L 79-86
2/13	at Imperial Valley College	Imperial, Calif.	W 60-44
2/17	at Palo Verde	Blythe, Calif.	W 71-69
2/20	Phoenix College	Phoenix, Ariz.	L 65-67
2/22	at Davis-Monathan A.F.B.	Tucson, Ariz.	L 56-58
2/23	ASC-Flagstaff	Phoenix, Ariz.	L 52-75
2/27	Davis-Monathan A.F.B.	Phoenix, Ariz.	W 87-57

1954-55 | 11-11

Conference none
Coach Dr. David Brazell

11/13	El Central N.A.S.	Phoenix, Ariz.	W 87-53
11/30	at ASC-Flagstaff	Flagstaff, Ariz.	L 46-90
12/4	Eastern Arizona	Phoenix, Ariz.	L 73-84
12/8	at N.M. Western	Silver City, N.M.	L 70-80
12/9	at N.M. Military	Roswell, N.M.	L 64-76
12/10	at N.M. Highlands	Las Vegas, N.M.	L 70-75
12/11	at St. Michael's	Gainesville, Fla.	L 76-83
12/18	Palo Verde	Phoenix, Ariz.	W 74-63
1/7	at Eastern Arizona	Thatcher, Ariz.	L 64-83
1/8	at Eastern Arizona	Thatcher, Ariz.	W 88-72
1/10	at Luke A.F.B.	Glendale, Ariz.	L 66-69
1/14	Cal Baptist-Covina	Phoenix, Ariz.	W 70-36
1/15	Cal Baptist-Covina	Phoenix, Ariz.	W 69-41
1/22	Williams A.F.B.	Phoenix, Ariz.	W 98-64
1/26	at Palo Verde	Blythe, Calif.	L 59-68
1/29	Eastern Arizona	Phoenix, Ariz.	L 74-80
2/3	at Davis-Monathan A.F.B.	Tucson, Ariz.	W 88-79
2/5	Luke A.F.B.	Phoenix, Ariz.	W 73-71
2/11	at Cal Baptist-Covina	Covina, Calif.	W 71-44
2/12	at Cal Baptist-Covina	Covina, Calif.	W 100-44
2/18	Phoenix College	Phoenix, Ariz.	L 57-69
2/19	Davis-Monathan A.F.B.	Phoenix, Ariz.	W 97-95

1955-56 | 14-9

Conference none
Coach Dr. David Brazell

11/30	at ASC-Flagstaff	Flagstaff, Ariz.	L 60-76
12/3	Eastern Arizona	Phoenix, Ariz.	L 68-77
12/7	at Imperial Valley	Imperial, Calif.	W 81-57
12/10	San Bernardino	Phoenix, Ariz.	L 70-88
12/14	at Davis-Monathan A.F.B.	Tucson, Ariz.	L 63-80
12/17	La Verne	Phoenix, Ariz.	L 81-100
1/7	at Eastern Arizona	Thatcher, Ariz.	L 57-91
1/12	Cal Baptist-Covina	Phoenix, Ariz.	W 74-48
1/14	Cal Baptist-Covina	Phoenix, Ariz.	W 79-56
1/21	Luke A.F.B.	Phoenix, Ariz.	W 88-69
1/27	Panhandle A&M	Phoenix, Ariz.	W 77-63
1/28	Palo Verde	Phoenix, Ariz.	W 93-67
1/30	at Luke A.F.B.	Phoenix, Ariz.	W 88-69
2/3	Yuma A.F.B.	Phoenix, Ariz.	W 77-48
2/4	Davis-Monathan A.F.B.	Phoenix, Ariz.	W 103-89
2/9	at Cal Poly Pomona	Pomona, Calif.	L 57-59
2/10	at La Verne	La Verne, Calif.	L 53-75
2/11	at Cal Baptist-Covina	Covina, Calif.	W 96-73
2/15	Nortron A.F.B.	Phoenix, Ariz.	W 78-63
2/18	Cal Poly Pomona	Phoenix, Ariz.	L 66-70
2/22	at Palo Verde	Blythe, Calif.	W 66-56
2/25	Imperial Valley	Phoenix, Ariz.	W 71-41

1956-57 | 15-9

Conference none
Coach Dr. David Brazell

12/6	at Cal Baptist-Covina	Covina, Calif.	W 63-37
12/7	at Cal Poly Pomona	Pomona, Calif.	W 64-55
12/8	at La Verne	La Verne, Calif.	L 71-89
12/12	at Luke A.F.B.	Glendale, Ariz.	L 70-74
12/15	Upland	Phoenix, Ariz.	W 70-47
12/18	at Williams A.F.B.	Mesa, Ariz.	W 74-56
12/21	San Diego	Phoenix, Ariz.	L 59-67
1/7	at N.M. Western	Silver City, N.M.	L 70-81
1/8	at Eastern Arizona	Thatcher, Ariz.	L 51-96
1/11	Cal Baptist-Covina	Phoenix, Ariz.	W 79-53
1/14	at Luke A.F.B.	Glendale, Ariz.	W 74-69
1/18	Williams A.F.B.	Phoenix, Ariz.	W 83-63
1/25	Panhandle A&M	Phoenix, Ariz.	L 60-77
1/26	St. Joseph's	Phoenix, Ariz.	W 81-77
1/28	N.M. Western	Phoenix, Ariz.	L 59-75
1/31	at San Diego	San Diego, Calif.	L 68-82
2/1	at Upland	Grantham, Pa.	W 84-50
2/2	California Baptist	Phoenix, Ariz.	W 73-46
2/5	Eastern Arizona	Phoenix, Ariz.	L 56-67
2/9	California Baptist	Phoenix, Ariz.	W 73-46
2/12	Palo Verde	Phoenix, Ariz.	W 74-53
2/15	La Verne	Phoenix, Ariz.	W 98-60
2/19	at Palo Verde	Blythe, Calif.	W 66-51
2/23	Cal Poly Pomona	Phoenix, Ariz.	W 76-74

1957-58 | 15-5

Conference none
Coach Dr. David Brazell

12/4	at Palo Verde	Blythe, Calif.	W 69-59
12/5	at Cal Baptist-Covina	Covina, Calif.	L 69-74
12/6	at Cal Baptist-Covina	Covina, Calif.	W 76-71
12/7	at La Verne	La Verne, Calif.	L 72-93
12/10	at Luke A.F.B.	Glendale, Ariz.	W 77-61
12/12	at Williams A.F.B.	Mesa, Ariz.	W 68-58
12/17	San Diego	Phoenix, Ariz.	L 69-84
1/4	at Phoenix College	Phoenix, Ariz.	W 88-77
1/10	Cal Baptist-Covina	Phoenix, Ariz.	W 90-78
1/14	Palo Verde	Phoenix, Ariz.	W 85-68
1/16	Williams A.F.B.	Phoenix, Ariz.	W 79-63
1/25	St. Joseph's (MN)	Phoenix, Ariz.	W 96-79

1/28	Luke A.F.B.	Phoenix, Ariz.	W 93-89
2/1	UC Riverside	Phoenix, Ariz.	W 90-70
2/6	at San Diego	San Diego, Calif.	L 84-93
2/7	at UC Riverside	Riverside, Calif.	W 76-61
2/8	at California Baptist	Riverside, Calif.	W 87-45
2/15	La Verne	Phoenix, Ariz.	L 71-75
2/18	Phoenix College	Phoenix, Ariz.	W 69-63
2/22	California Baptist	Phoenix, Ariz.	W 93-69

1958-59 | 20-0

Conference none
Coach Dr. David Brazell

12/3	at La Verne	La Verne, Calif.	W 76-57
12/4	at Occidental	Los Angeles, Calif.	W 73-63
12/5	at Pomona	Pomona, Calif.	W 63-53
12/6	at Claremont	Claremont, Calif.	W 49-43
12/9	at ASC-Flagstaff	Flagstaff, Ariz.	W 71-65
12/13	Cal Poly Pomona	Phoenix, Ariz.	W 97-80
12/19	Pomona	Phoenix, Ariz.	W 68-60
12/20	Claremont	Phoenix, Ariz.	W 74-57
1/9	at Luke A.F.B.	Glendale, Ariz.	W 90-83
1/13	Luke A.F.B.	Phoenix, Ariz.	W 98-72
1/15	Williams A.F.B.	Phoenix, Ariz.	W 106-75
1/23	California Baptist	Phoenix, Ariz.	W 99-56
1/27	at Williams A.F.B.	Mesa, Ariz.	W 80-69
1/31	UC Riverside	Phoenix, Ariz.	W 85-57
2/5	at Los Angeles Pacific	Los Angeles, Calif.	W 84-74
2/6	at UC Riverside	Riverside, Calif.	W 85-57
2/7	at California Baptist	Riverside, Calif.	W 82-48
2/10	ASC-Flagstaff	Phoenix, Ariz.	W 79-57
2/14	La Verne	Phoenix, Ariz.	W 81-56
2/21	Los Angeles Pacific	Phoenix, Ariz.	W 96-70

1959-60 | 15-9

Conference none
Coach Dr. David Brazell

12/2	at La Verne	La Verne, Calif.	W 87-67
12/3	at Claremont	Claremont, Calif.	W 56-46
12/4	at San Fernando St.	Northridge, Calif.	W 73-71
12/5	at California Baptist	Riverside, Calif.	W 87-64
12/8	at ASC-Flagstaff	Flagstaff, Ariz.	L 70-83
12/12	Luke A.F.B.	Phoenix, Ariz.	W 99-66
12/15	Adams State	Phoenix, Ariz.	W 79-59
12/17	Eastern N.M.	Phoenix, Ariz.	W 58-56
1/8	St. Michael's	Phoenix, Ariz.	L 64-73
1/9	N.M. Western	Phoenix, Ariz.	L 78-96
1/15	Williams A.F.B.	Phoenix, Ariz.	W 101-77
1/22	California Baptist	Phoenix, Ariz.	W 85-58
1/23	at N.M. Western	Silver City, N.M.	L 66-69
1/28	at St. Michael's	Clochester, Vt.	L 62-68
1/29	at Adams State	Alamosa, Colo.	L 67-75
1/30	at St. Joseph's	Santa Fe, N.M.	L 78-80
2/1	ASC-Flagstaff	Phoenix, Ariz.	L 60-91
2/4	Williams A.F.B.	Phoenix, Ariz.	W 86-51
2/9	at Luke A.F.B.	Glendale, Ariz.	W 73-62
2/13	La Verne	Phoenix, Ariz.	W 84-71
2/20	Los Angeles Pacific	Phoenix, Ariz.	W 80-59
2/26	at San Diego	San Diego, Calif.	W 83-74
2/27	at Cal Poly Pomona	Pomona, Calif.	L 77-84
2/27	at UC Riverside	Riverside, Calif.	W 81-58

1960-61 | 12-10

Conference none
Coach Ben Lindsey

12/2	at La Verne	La Verne, Calif.	W 87-67
12/3	at Claremont	Claremont, Calif.	W 56-46
12/4	at San Fernando St.	Northridge, Calif.	W 73-71
12/5	at California Baptist	Riverside, Calif.	W 87-64

12/8 at ASC-Flagstaff Flagstaff, Ariz. L 70-83
 12/12 Luke A.F.B. Phoenix, Ariz. W 90-66
 12/15 Adams State Phoenix, Ariz. W 79-59
 12/17 Eastern N.M. Phoenix, Ariz. W 58-56
 1/8 St. Michael's Phoenix, Ariz. L 64-73
 1/9 N.M. Western Phoenix, Ariz. L 78-96
 1/15 Williams A.F.B. Phoenix, Ariz. W 101-77
 1/22 California Baptist Phoenix, Ariz. W 85-58
 1/23 at N.M. Western Silver City, N.M. L 66-69
 1/28 at St. Michael's Colchester, Vt. L 62-68
 1/29 at Adams State Alamosa, Colo. L 67-75
 1/30 at St. Joseph's Santa Fe, N.M. L 78-80
 2/1 ASC-Flagstaff Phoenix, Ariz. L 60-91
 2/4 Williams A.F.B. Phoenix, Ariz. W 86-51
 2/9 at Luke A.F.B. Glendale, Ariz. W 73-62
 2/13 La Verne Phoenix, Ariz. W 84-71
 2/20 Los Angeles Pacific Phoenix, Ariz. W 80-59
 2/26 at San Diego San Diego, Calif. W 83-74
 2/27 at Cal Poly Pomona Pomona, Calif. L 77-84
 2/27 at UC Riverside Riverside, Calif. W 81-58

1961-62 | 14-8

Conference none
 Coach Ben Lindsey

11/29 at California Baptist Riverside, Calif. W 101-65
 11/20 at La Verne La Verne, Calif. W 81-71
 12/1 at San Diego San Diego, Calif. W 70-55
 12/2 at Pasadena San Diego, Calif. W 83-82
 12/9 Nevada Southern Phoenix, Ariz. W 75-68
 12/12 at ASC-Flagstaff Flagstaff, Ariz. L 68-84
 12/15 Occidental Phoenix, Ariz. W 52-47
 12/18 N.M. Western Phoenix, Ariz. L 77-82
 12/28 Colorado Mines Phoenix, Ariz. W 52-51
 1/5 Nellis A.F.B. Las Vegas, Nev. W 79-73
 1/6 at Nevada Southern Las Vegas, Nev. L 42-43
 1/13 at N.M. Western Silver City, N.M. L 79-93
 1/15 San Diego Phoenix, Ariz. W 69-59
 1/25 at St. Joseph's Santa Fe, N.M. W 81-47
 1/26 at N.M. Highlands Las Vegas, Nev. L 74-98
 1/27 at St. Michael's Colchester, Vt. L 75-84
 1/30 N.M. Highlands Phoenix, Ariz. W 81-77
 2/2 St. Joseph's Phoenix, Ariz. W 77-47
 2/8 ASC-Flagstaff Phoenix, Ariz. L 60-80
 2/17 La Verne Phoenix, Ariz. W 85-66
 2/19 Pasadena Phoenix, Ariz. L 69-73
 2/23 St. Michael's Phoenix, Ariz. W 83-78

1962-63 | 9-13

Conference none
 Coach Ben Lindsey

11/30 at La Verne La Verne, Calif. W 59-55
 12/1 at Pasadena San Diego, Calif. L 57-88
 12/8 at Nevada Southern Las Vegas, Nev. L 64-75
 12/11 ASC-Flagstaff Phoenix, Ariz. L 65-72
 12/14 at California Baptist Riverside, Calif. L 67-79
 12/15 at UC Riverside Riverside, Calif. L 67-79
 12/18 La Verne Phoenix, Ariz. W 71-51
 1/4 Fort Lewis Phoenix, Ariz. W 69-56
 1/5 Nevada Southern Phoenix, Ariz. W 79-64
 1/8 California Baptist Phoenix, Ariz. W 111-77
 1/12 at N.M. Western Silver City, N.M. L 88-93
 1/15 at ASC-Flagstaff Flagstaff, Ariz. L 71-90
 1/24 at St. Joseph's Santa Fe, N.M. L 87-96
 1/25 at St. Michael's Colchester, Vt. L 66-76
 1/26 at Eastern N.M. Portales, N.M. L 74-86
 1/28 at N.M. Highlands Las Vegas, N.M. L 53-65
 2/2 at Pasadena San Diego, Calif. W 66-65
 2/4 N.M. Highlands Phoenix, Ariz. L 96-97
 2/16 St. Joseph's Phoenix, Ariz. L 63-77
 2/18 N.M. Western Phoenix, Ariz. W 101-89

2/21 Eastern N.M. Phoenix, Ariz. L 67-72
 2/22 St. Michael's Phoenix, Ariz. W 59-57

1963-64 | 9-12

Conference none
 Coach Ben Lindsey

12/6 at La Verne La Verne, Calif. L 80-99
 12/7 at Pacific Christian Fullerton, Calif. W 98-79
 12/10 at ASC-Flagstaff Flagstaff, Ariz. L 76-87
 12/13 at Pomona Pomona, Calif. L 80-90
 12/14 La Verne Phoenix, Ariz. W 93-85
 12/17 St. Michael's Phoenix, Ariz. W 79-76
 12/20 Cal Lutheran Phoenix, Ariz. W 116-83
 1/10 at Fort Lewis Durango, Colo. L 72-95
 1/11 at N.M. Highlands Las Vegas, N.M. L 84-111
 1/14 ASC-Flagstaff Phoenix, Ariz. W 76-75
 1/23 at St. Joseph's Santa Fe, N.M. L 73-92
 1/24 at St. Michael's Colchester, Vt. L 82-104
 1/25 at Eastern N.M. Portales, N.M. L 85-89
 1/31 Pacific Christian Phoenix, Ariz. W 102-96
 2/1 at Western N.M. Silver City, N.M. L 81-105
 2/7 St. Joseph's Phoenix, Ariz. L 72-79
 2/8 St. Joseph's Phoenix, Ariz. L 72-85
 2/11 California Baptist Phoenix, Ariz. W 95-86
 2/14 College of S. Utah Phoenix, Ariz. W 84-77
 2/18 Western N.M. Phoenix, Ariz. L 92-105
 2/21 Eastern N.M. Phoenix, Ariz. W 93-89

1964-65 | 7-16

Conference none
 Coach Ben Lindsey

12/4 Adams State Phoenix, Ariz. L 79-90
 12/5 Colorado Western Phoenix, Ariz. W 83-77
 12/11 at N.M. Highlands Las Vegas, N.M. L 69-79
 12/12 at Fort Lewis Durango, Colo. L 74-80
 12/18 California Baptist Phoenix, Ariz. L 71-76
 12/19 California Baptist Phoenix, Ariz. W 80-70
 12/22 Cal Lutheran Phoenix, Ariz. W 89-73
 1/5 St. Joseph's Phoenix, Ariz. L 78-90
 1/8 St. Michael's Phoenix, Ariz. L 93-96
 1/12 ASC-Flagstaff Phoenix, Ariz. L 67-84
 1/21 at St. Joseph's Santa Fe, N.M. L 79-89
 1/22 at St. Michael's Colchester, Vt. L 83-96
 1/23 at Eastern N.M. Portales, N.M. L 73-99
 1/29 La Verne Phoenix, Ariz. W 96-85
 1/30 La Verne Phoenix, Ariz. W 91-77
 2/4 at Cal Lutheran Thousand Oaks, Calif. L 71-79
 2/5 at UC Riverside Riverside, Calif. L 75-81
 2/6 at Pacific Christian Fullerton, Calif. W 93-64
 2/9 at ASC-Flagstaff Flagstaff, Ariz. L 73-90
 2/15 College of S. Utah Phoenix, Ariz. L 76-83
 2/19 Eastern N.M. Phoenix, Ariz. W 102-87
 2/22 at Eastern N.M. Portales, N.M. L 92-107

1965-66 | 11-13

Conference none
 Coach Ben Lindsey

12/3 at Western State Gunnison, Colo. L 71-77
 12/4 at Adams State Alamosa, Colo. L 78-95
 12/10 Fort Lewis Phoenix, Ariz. L 95-99
 12/11 N.M. Highlands Phoenix, Ariz. W 99-92
 12/17 California Baptist Phoenix, Ariz. W 120-84
 12/18 California Baptist Phoenix, Ariz. W 105-92
 12/20 at College of S. Utah Cedar City, Utah L 86-96
 12/27 vs Southwestern Mo. Alamosa, Colo. L 87-108
 12/28 vs Central Okla. Alamosa, Colo. L 60-65
 12/29 vs East Central Okla. Alamosa, Colo. W 106-101
 1/4 Cal Lutheran Phoenix, Ariz. L 101-109

1/7 at ASC-Flagstaff Flagstaff, Ariz. L 57-103
 1/8 College of S. Utah Phoenix, Ariz. W 99-63
 1/15 Western N.M. Silver City, N.M. L 85-113
 1/21 at St. Michael's Colchester, Vt. L 76-91
 1/22 at Eastern N.M. Portales, N.M. L 71-105
 1/28 La Verne Phoenix, Ariz. W 107-89
 1/29 La Verne Phoenix, Ariz. W 95-81
 2/4 at California Baptist Riverside, Calif. W 109-99
 2/8 ASC-Flagstaff Phoenix, Ariz. W 84-83
 2/12 St. Michael's Phoenix, Ariz. L 92-96
 2/18 Eastern N.M. Phoenix, Ariz. W 88-83
 2/19 Western N.M. Phoenix, Ariz. L 85-89

1966-67 | 14-13

Conference none
 Coach Ben Lindsey

12/2 at N.M. Highlands Las Vegas, N.M. L 93-94
 12/3 at Fort Lewis Durango, Colo. W 79-60
 12/9 Western State Phoenix, Ariz. W 111-107
 12/10 Adams State Phoenix, Ariz. W 92-80
 12/15 California Baptist Phoenix, Ariz. W 103-96
 12/16 California Baptist Phoenix, Ariz. W 99-86
 12/19 at College of S. Utah Cedar City, Utah L 92-96
 12/27 vs Northwest Okla. Alamosa, Colo. L 69-95
 12/28 at Adams State Alamosa, Colo. W 83-81
 12/29 vs Minot State Alamosa, Colo. W 100-75
 1/6 College of S. Utah Phoenix, Ariz. W 78-67
 1/7 at Northern Arizona Flagstaff, Ariz. L 69-88
 1/14 at Western N.M. Silver City, N.M. L 85-103
 1/20 at Azusa Pacific Azusa, Calif. L 98-107
 1/21 at Pasadena San Diego, Calif. L 78-97
 1/26 Western N.M. Phoenix, Ariz. L 85-86
 2/2 at Cal Lutheran Thousand Oaks, Calif. L 83-88
 2/3 at California Baptist Riverside, Calif. L 70-76
 2/4 at La Verne La Verne, Calif. W 91-80
 2/7 Northern Arizona Phoenix, Ariz. L 84-93
 2/11 Fort Lewis Phoenix, Ariz. W 83-74
 2/13 Cal Lutheran Phoenix, Ariz. L 75-82
 2/14 Pasadena Phoenix, Ariz. L 84-97
 2/17 Azusa Pacific Phoenix, Ariz. W 95-93
 2/18 Azusa Pacific Phoenix, Ariz. W 106-98
 2/24 La Verne Phoenix, Ariz. W 91-79
 2/25 La Verne Phoenix, Ariz. W 106-77

1967-68 | 11-13

Conference none
 Coach Ben Lindsey

12/1 N.M. Highlands Phoenix, Ariz. W 75-56
 12/2 Fort Lewis Phoenix, Ariz. W 91-78
 12/7 at Fort Lewis Durango, Colo. L 72-91
 12/8 at Western State Gunnison, Colo. L 73-83
 12/9 at Adams State Alamosa, Colo. L 67-91
 12/14 vs Azusa Pacific Pasadena, Calif. L 99-110
 12/15 vs Southern California Pasadena, Calif. W 90-83
 12/16 vs Fresno Pacific Pasadena, Calif. W 80-67
 12/18 vs Albuquerque Cedar City, Utah L 88-103
 12/19 vs Fort Lewis Cedar City, Utah W 104-89
 1/5 Southern Utah St. Phoenix, Ariz. L 84-94
 1/9 Northern Arizona Phoenix, Ariz. L 60-92
 1/13 Cal Lutheran Phoenix, Ariz. W 65-55
 1/20 Puget Sound Phoenix, Ariz. W 86-78
 1/27 at Azusa Pacific Azusa, Calif. L 70-90
 1/29 at Southern Utah St. Cedar City, Utah L 78-82
 2/1 California Baptist Phoenix, Ariz. W 86-58
 2/2 California Baptist Phoenix, Ariz. W 74-69
 2/8 at Pasadena San Diego, Calif. L 60-77
 2/9 at Southern California Costa Mesa, Calif. W 85-60
 2/10 at California Baptist Riverside, Calif. W 69-60
 2/13 at Northern Arizona Flagstaff, Ariz. L 70-89
 2/16 Azusa Pacific Phoenix, Ariz. L 63-66

2/17 Azusa Pacific Phoenix, Ariz. L 72-78

1968-69 | 14-11

Conference none
 Coach Ben Lindsey

12/5 at Fort Lewis Durango, Colo. L 73-80
 12/6 at Western State Gunnison, Colo. W 72-71
 12/7 at Adams State Alamosa, Colo. L 59-62
 12/12 vs Cal Poly Pomona Pasadena, Calif. L 78-84
 12/13 vs Claremont-Mudd Pasadena, Calif. W 73-72
 12/14 vs Northwest Nazarene Pasadena, Calif. L 82-83
 12/20 Southern California Phoenix, Ariz. W 101-60
 12/21 Southern California Phoenix, Ariz. W 93-55
 1/10 Eastern Michigan Phoenix, Ariz. L 71-99
 1/11 Pasadena Phoenix, Ariz. W 87-82
 1/14 at Northern Arizona Flagstaff, Ariz. L 60-79
 1/18 Adams State Phoenix, Ariz. L 81-86
 1/23 at Cal Lutheran Thousand Oaks, Calif. L 74-77
 1/24 at California Baptist Riverside, Calif. L 70-72
 1/25 at Azusa Pacific Azusa, Calif. L 94-102
 1/27 at Souther Utah St. Cedar City, Utah L 78-87
 1/31 Azusa Pacific Phoenix, Ariz. W 98-92
 2/1 Azusa Pacific Phoenix, Ariz. W 93-92
 2/4 California Baptist Phoenix, Ariz. W 98-69
 2/9 Albuquerque Phoenix, Ariz. W 97-87
 2/14 Fort Lewis Phoenix, Ariz. W 101-72
 2/15 Western State Phoenix, Ariz. W 89-65
 2/18 Northern Arizona Phoenix, Ariz. W 88-80
 2/21 Albuquerque Albuquerque, N.M. W 91-83

1969-70 | 21-6

Conference none
 Coach Ben Lindsey

12/4 at Adams State Alamosa, Colo. W 93-92
 12/5 at Western State Gunnison, Colo. W 78-76
 12/6 at Fort Lewis Durango, Colo. L 82-97
 12/12 California Baptist Phoenix, Ariz. W 86-61
 12/13 California Baptist Phoenix, Ariz. W 85-73
 12/20 Fort Lewis Phoenix, Ariz. W 106-88
 12/29 vs Colorado Mines Cedar City, Utah W 91-83
 12/30 Southern Utah St. Cedar City, Utah L 81-88
 1/9 Cal Lutheran Phoenix, Ariz. W 104-69
 1/10 at Northern Arizona Flagstaff, Ariz. L 74-80
 1/12 College of Santa Fe Phoenix, Ariz. W 82-79
 1/13 College of Santa Fe Phoenix, Ariz. W 87-82
 1/17 Adams State Phoenix, Ariz. W 110-100
 1/23 at California Baptist Riverside, Calif. W 93-77
 1/24 at Pasadena San Diego, Calif. W 88-72
 1/26 at Southern Utah St. Cedar City, Utah L 101-109
 1/29 Colorado Mines Phoenix, Ariz. W 122-78
 1/31 Western State Phoenix, Ariz. W 92-77
 2/6 Southern Utah St. Phoenix, Ariz. W 125-86
 2/7 Pasadena Phoenix, Ariz. W 76-66
 2/12 CSU Stanislaus Phoenix, Ariz. W 79-77
 2/14 at College of Santa Fe Santa Fe, N.M. W 79-66
 2/17 Northern Arizona Phoenix, Ariz. L 67-69
 2/21 at California Western San Diego, Calif. W 79-61
 2/28 at La Verne La Verne, Calif. W 91-82
 3/3 at Adams State Alamosa, Colo. L 62-71

HISTORY » GAME-BY-GAME RESULTS

1970-71 | 10-17

Conference	none
Coach	Ben Lindsey
12/3 at Adams State	Alamosa, Colo. L 73-96
12/4 at Western State	Gunnison, Colo. L 61-64
12/5 at Fort Lewis	Durango, Colo. L 74-83
12/12 Cal Lutheran	Phoenix, Ariz. W 77-68
12/15 Western N.M.	Phoenix, Ariz. L 77-85
12/18 California Baptist	Phoenix, Ariz. W 101-82
12/19 California Baptist	Phoenix, Ariz. L 59-60
12/21 CSU Dominguez Hills	Phoenix, Ariz. W 91-74
12/22 College of Artesia	Phoenix, Ariz. W 101-73
12/29 Greenville	Phoenix, Ariz. W 68-53
1/1 at Pasadena	Pasadena, Calif. L 78-85
1/2 vs Claremont-Mudd	Pasadena, Calif. L 80-90
1/4 vs Biola	Pasadena, Calif. L 69-81
1/9 Western State	Phoenix, Ariz. W 100-90
1/12 at Northern Arizona	Flagstaff, Ariz. W 84-78
1/15 College of Santa Fe	Phoenix, Ariz. L 77-82
1/22 at California Baptist	Riverside, Calif. W 85-78
1/23 at Cal Lutheran	Thousand Oaks, Calif. L 67-91
1/25 at CSU Dominguez Hills	Carson, Calif. L 72-74
1/30 Adams State	Phoenix, Ariz. L 81-88
2/5 at College of Santa Fe	Santa Fe, N.M. L 72-78
2/6 at College of Artesia	Artesia, N.M. L 85-89
2/12 at California Western	San Diego, Calif. L 67-84
2/13 at Pasadena	San Diego, Calif. L 78-95
2/15 College of Artesia	Phoenix, Ariz. W 80-74
2/16 College of Artesia	Phoenix, Ariz. W 93-70
2/22 Fort Lewis	Phoenix, Ariz. L 69-82

1971-72 | 17-12

Conference none
Coach Ben Lindsey

12/3 Southern Utah St.	Phoenix, Ariz. W 73-71
12/4 California Baptist	Phoenix, Ariz. W 71-69
12/10 at College of Santa Fe	Santa Fe, N.M. W 84-64
12/11 at Fort Lewis	Durango, Colo. W 71-60
12/17 U.S. International	Phoenix, Ariz. W 60-59
12/18 Western N.M.	Phoenix, Ariz. W 78-71
12/20 Fort Lewis	Phoenix, Ariz. W 48-45
12/21 Fort Hays State	Phoenix, Ariz. W 75-64
1/3 at Northern Arizona	Flagstaff, Ariz. L 56-73
1/6 vs Azusa Pacific	Pasadena, Calif. L 81-97
1/7 vs Southern California	Pasadena, Calif. W 78-70
1/8 vs Northwest Nazarene	Pasadena, Calif. W 83-70
1/14 College of Santa Fe	Phoenix, Ariz. W 82-78
1/15 Cal Lutheran	Phoenix, Ariz. W 69-67
1/17 at Southern Utah St.	Cedar City, Utah L 61-82
1/21 Pasadena	Phoenix, Ariz. L 46-56
1/22 N.M. Highlands	Phoenix, Ariz. W 80-75
1/28 at California Baptist	Riverside, Calif. L 69-73
1/29 at Cal Lutheran	Thousand Oaks, Calif. L 83-86
2/4 at Eastern N.M.	Portales, N.M. L 69-79
2/5 at N.M. Highlands	Las Vegas, N.M. L 85-88
2/10 at La Verne	La Verne, Calif. W 94-55
2/15 Northern Arizona	Phoenix, Ariz. W 70-64
2/19 Eastern N.M.	Phoenix, Ariz. W 46-45
2/21 Fort Lewis	Phoenix, Ariz. L 66-73
2/25 at Biola	La Miranda, Calif. L 65-71
2/26 CS Dominguez Hills	Phoenix, Ariz. W 66-61
2/29 at Western N.M.	Silver City, N.M. L 73-87
3/3 vs Regis College*	L 63-95

* NAIA District VII Tournament

1972-73 | 19-10

Conference none
Coach Ben Lindsey

11/28 at Northern Arizona	Flagstaff, Ariz. L 60-64
12/4 Southern Utah St.	Phoenix, Ariz. W 97-77
12/8 at College of Santa Fe	Santa Fe, N.M. W 73-64
12/9 at Fort Lewis	Durango, Colo. W 82-65
12/15 Western N.M.	Phoenix, Ariz. W 83-77
12/16 California Baptist	Phoenix, Ariz. W 91-80
12/18 Claremont-Mudd	Phoenix, Ariz. W 58-51
12/19 California Baptist	Phoenix, Ariz. L 64-69
1/4 Cal Lutheran	Phoenix, Ariz. W 73-65
1/8 N.M. Highlands	Phoenix, Ariz. W 92-78
1/12 College of Santa Fe	Phoenix, Ariz. W 86-51
1/15 at Southern Utah St.	Cedar City, Utah L 54-63
1/18 at California Baptist	Riverside, Calif. L 67-77
1/19 at Pasadena	San Diego, Calif. L 65-70
1/20 at Los Angeles Baptist	Los Angeles, Calif. W 72-57
1/23 at Northern Arizona	Flagstaff, Ariz. W 72-62
1/27 at Biola	La Miranda, Calif. L 49-57
1/29 Southern California	Phoenix, Ariz. W 73-55
2/2 at N.M. Highlands	Las Vegas, N.M. W 94-67
2/3 at Eastern N.M.	Portales, N.M. L 58-59
2/12 Fort Lewis	Phoenix, Ariz. W 72-50
2/13 at Western N.M.	Silver City, N.M. W 58-54
2/17 Eastern N.M.	Phoenix, Ariz. W 66-55
2/22 at San Diego	San Diego, Calif. L 71-92
2/23 at Southern California	Costa Mesa, Calif. L 58-62
2/24 at Cal Lutheran	Thousand Oaks, Calif. W 88-58
3/5 vs N.M. Highlands*	W 91-61
3/6 vs Westminster*	W 79-64
3/13 vs Winona State^	L 64-70

* NAIA District ^ NAIA National

1973-74 | 28-2

Conference none
Coach Ben Lindsey

11/30 Point Loma	Phoenix, Ariz. W 74-64
12/4 at Western N.M.	Silver City, N.M. W 69-54
12/8 at California Baptist	Riverside, Calif. W 88-66
12/10 at Southern Utah St.	Cedar City, Utah W 59-56
12/14 at Adams State	Alamosa, Colo. W 99-85
12/15 at Fort Lewis	Durango, Colo. W 85-65
12/20 College of Idaho	Phoenix, Ariz. W 75-59
12/21 Cal State-Sonoma	Phoenix, Ariz. W 67-61
1/4 Southern Utah St.	Phoenix, Ariz. W 84-74
1/5 N.M. Highlands	Phoenix, Ariz. W 81-69
1/8 Western N.M.	Phoenix, Ariz. W 71-51
1/10 at California Baptist	Riverside, Calif. W 75-56
1/11 at Chapman	Orange, Calif. W 77-73
1/12 at Cal Lutheran	Thousand Oaks, Calif. W 80-66
1/15 San Diego	Phoenix, Ariz. W 79-61
1/18 College of Santa Fe	Phoenix, Ariz. W 73-63
1/19 Fort Lewis	Phoenix, Ariz. W 74-53
1/26 CSU Dominguez Hills	Phoenix, Ariz. W 80-58
1/31 at College of Santa Fe	Santa Fe, N.M. W 53-42
2/1 at N.M. Highlands	Las Vegas, N.M. W 94-63
2/2 at Eastern N.M.	Portales, N.M. W 66-47
2/8 Los Angeles Baptist	Phoenix, Ariz. W 75-52
2/9 Adams State	Phoenix, Ariz. W 82-68
2/16 Eastern N.M.	Phoenix, Ariz. W 57-48
2/22 at Point Loma	San Diego, Calif. W 80-58
2/23 at San Diego	San Diego, Calif. L 68-80
3/4 vs Western N.M.*	W 79-60
3/5 vs Southern Utah St.*	W 62-48
3/11 vs Virginia State^	W 69-65
3/13 vs Indiana Penn^	L 65-66

* NAIA District ^ NAIA National

1974-75 | 30-3

Conference none
Coach Ben Lindsey

11/29 Southern Utah St.	Phoenix, Ariz. W 67-57
11/30 UC Riverside	Phoenix, Ariz. L 55-64
12/4 at College of Santa Fe	Santa Fe, N.M. W 52-51
12/10 at Western N.M.	Silver City, N.M. W 62-61
12/13 Point Loma	Phoenix, Ariz. W 68-57
12/14 California Baptist	Phoenix, Ariz. W 86-73
12/17 Greenville College	Phoenix, Ariz. W 81-59
12/19 Kansas City	Phoenix, Ariz. W 70-58
12/20 Occidental	Phoenix, Ariz. W 70-67
1/4 at Southern Utah St.	Cedar City, Utah W 83-77
1/7 Western N.M.	Phoenix, Ariz. W 89-83
1/11 Chapman	Phoenix, Ariz. W 91-63
1/14 Northern Arizona	Phoenix, Ariz. W 84-74
1/16 at UC Irvine	Irvine, Calif. W 70-63
1/17 at California Baptist	Riverside, Calif. W Forfeit
1/18 at Westmont	Santa Barbara, Calif. W 85-50
1/24 College of Santa Fe	Phoenix, Ariz. W 88-64
1/25 Cal Lutheran	Phoenix, Ariz. W 88-75
1/28 at Northern Arizona	Flagstaff, Ariz. L 73-87
1/31 at N.M. Highlands	Las Vegas, N.M. L 72-73
2/1 at Eastern N.M.	Portales, N.M. W 72-46
2/6 San Diego	Phoenix, Ariz. W 72-47
2/11 N.M. Highlands	Phoenix, Ariz. W 114-67
2/21 at San Diego	San Diego, Calif. W 68-65
2/22 at Point Loma	San Diego, Calif. W 64-63
3/3 Southern Utah St.*	Phoenix, Ariz. W 83-74
3/4 N.M. Highlands*	Phoenix, Ariz. W 102-81
3/11 vs Willamette^	Kansas City, Mo. W 83-60
3/12 vs Illinois Wesleyan^	Kansas City, Mo. W 66-63
3/13 vs Wisconsin-Parkside^	Kansas City, Mo. W 70-54
3/14 vs Alcorn State^	Kansas City, Mo. W 88-68
3/15 vs Midwestern^	Kansas City, Mo. W 65-54

* NAIA District VII Tourn. ^ NAIA National Tourn.

1975-76 | 27-3

Conference none
Coach Ben Lindsey

11/27 Eastern N.M.	Phoenix, Ariz. W 69-57
11/29 Biola	Phoenix, Ariz. W 76-65
12/2 Whittier	Phoenix, Ariz. W 87-67
12/5 at College of Santa Fe	Santa Fe, N.M. W 58-43
12/6 at Fort Lewis	Durango, Colo. W 47-43
12/9 at Southern Utah St.	Cedar City, Utah W 89-88
12/12 California Baptist	Phoenix, Ariz. W 96-83
12/13 Western N.M.	Phoenix, Ariz. W 53-48
12/19 Western State	Phoenix, Ariz. W 79-47
12/20 Mesa College	Phoenix, Ariz. W 77-61
1/6 at N.M. Highlands	Las Vegas, N.M. W 86-83
1/7 at Eastern N.M.	Portales, N.M. L 65-70
1/10 UC Irvine	Phoenix, Ariz. W 83-70
1/13 Northern Arizona	Phoenix, Ariz. W 78-72
1/16 at California Baptist	Riverside, Calif. L 80-85
1/17 at UC Riverside	Riverside, Calif. W 78-76
1/20 at Western N.M.	Silver City, N.M. W 61-47
1/23 College of Santa Fe	Phoenix, Ariz. W 63-43
1/24 San Diego	Phoenix, Ariz. W 82-68
1/30 N.M. Highlands	Phoenix, Ariz. W 98-86
2/7 at Southern California	Costa Mesa, Calif. W 59-45
2/10 at Northern Arizona	Flagstaff, Ariz. W 63-58
2/14 Point Loma	Phoenix, Ariz. W 71-60
2/19 at Point Loma	San Diego, Calif. W 64-58
2/20 at San Diego	San Diego, Calif. W 49-47
2/28 Southern Utah St.	Phoenix, Ariz. W 72-65
3/2 vs Westminster*	Grand Junction, Colo. W 74-57
3/3 vs Southern Utah St.*	Grand Junction, Colo. W 49-47
3/9 vs Central State^	Kansas City, Mo. W 57-52
3/10 vs Newberry^	Kansas City, Mo. L 58-65

* NAIA District VII Tourn. ^ NAIA National Tourn.

1976-77 | 20-9

Conference none
Coach Ben Lindsey

11/29 Fort Lewis	Phoenix, Ariz. W 76-48
12/2 Champan	Phoenix, Ariz. W 81-69
12/4 College of Santa Fe	Phoenix, Ariz. W 101-76
12/6 at Southern Utah St.	Cedar City, Utah L 66-68
12/11 at Eastern N.M.	Portales, N.M. W 78-61
12/13 at Western N.M.	Silver City, N.M. W 74-71
12/17 Fort Hays State	Phoenix, Ariz. W 85-72
12/18 Southern Utah St.	Phoenix, Ariz. W 76-69
12/28 vs Seattle Pacific	Grand Junction, Colo. W 82-74
12/29 vs Mesa College	Grand Junction, Colo. L 75-90
1/6 at San Diego	San Diego, Calif. W 78-57
1/7 at Point Loma	San Diego, Calif. W 57-55
1/8 at Biola	La Miranda, Calif. L 65-69
1/11 Southern California	Phoenix, Ariz. W 77-60
1/14 San Diego	Phoenix, Ariz. W 71-60
1/18 at Northern Arizona	Flagstaff, Ariz. L 64-78
1/22 Westmont	Phoenix, Ariz. W 80-71
1/25 Western N.M.	Phoenix, Ariz. W 79-64
1/28 Eastern N.M.	Phoenix, Ariz. W 74-73
2/3 at Point Loma	San Diego, Calif. L 64-73
2/4 at Chapman	Orange, Calif. L 53-79
2/5 at Ambassador	Pasadena, Calif. W 73-65
2/7 Northern Arizona	Phoenix, Ariz. W 65-61
2/10 at California Baptist	Riverside, Calif. W 69-68
2/11 at San Diego	San Diego, Calif. L 76-81
2/12 at Biola	La Miranda, Calif. L 70-76
2/19 Ambassador	Phoenix, Ariz. W 59-57
2/25 at College of Santa Fe	Santa Fe, N.M. W 88-51
3/2 Southern Utah St.*	Phoenix, Ariz. L 64-66

* NAIA District VII Tournament

1977-78 | 30-3

Conference none
Coach Ben Lindsey

12/2 at UC Riverside	Riverside, Calif. W 95-69
12/7 at Northern Arizona	Flagstaff, Ariz. W 81-72
12/9 Kansas City	Phoenix, Ariz. W 75-70
12/10 California Baptist	Phoenix, Ariz. W 109-70
12/16 at Biola	La Miranda, Calif. W 64-54
12/17 at Ambassador	Pasadena, Calif. W 86-59
12/22 Wheaton	Phoenix, Ariz. W 98-80
12/23 Wayland Baptist	Phoenix, Ariz. W 84-74
1/6 at Arizona	Tucson, Ariz. L 66-78
1/10 at Southern Utah St.	Cedar City, Utah W 73-71
1/14 Point Loma	Phoenix, Ariz. W 78-69
1/17 Northern Arizona	Phoenix, Ariz. W 96-83
1/21 San Diego	Phoenix, Ariz. W 80-69
1/24 N.M. Highlands	Phoenix, Ariz. W 95-83
1/27 Biola	Phoenix, Ariz. W 74-63
1/28 Western N.M.	Phoenix, Ariz. W 75-72
2/2 at Occidental	Los Angeles, Calif. W 76-60
2/3 at San Diego	San Diego, Calif. L 71-91
2/11 Eastern N.M.	Phoenix, Ariz. W 86-81
2/16 at N.M. Highlands	Las Vegas, N.M. W 94-78
2/17 at College of Santa Fe	Santa Fe, N.M. W 77-74
2/18 at Eastern N.M.	Silver City, N.M. L 59-63
2/24 College of Santa Fe	Phoenix, Ariz. W 92-71
2/25 Ambassador Col.	Phoenix, Ariz. W 80-65
2/28 Western N.M.	Phoenix, Ariz. W 87-64
3/2 Southern Utah St.	Phoenix, Ariz. W 82-73
3/4 Southern Utah St.*	Phoenix, Ariz. W 81-66
3/7 Mesa College*	Phoenix, Ariz. W 86-82
3/13 vs Cumberland College^	Kansas City, Mo. W 70-64
3/15 vs Hawaii-Hilo^	Kansas City, Mo. W 83-67
3/16 vs Central State^	Kansas City, Mo. W 88-82
3/17 vs East Texas St.^	Kansas City, Mo. W 74-69
3/18 vs Kearney State^	Kansas City, Mo. W 79-75

* NAIA District VII Tourn. ^ NAIA National Tourn.

1978-79 | 24-4

Conference	none
Coach	Ben Lindsey

11/28 College of St. Thomas Phoenix, Ariz. W 58-55
 12/1 vs Bethany Nazarene Springfield, Mo. W 88-68
 12/2 vs Tabor College Springfield, Mo. W 85-65
 12/2 vs SW Missouri St. Springfield, Mo. L 69-75
 12/13 at Arizona Tucson, Ariz. L 78-90
 12/15 Southern California Phoenix, Ariz. W 89-84
 12/16 Western N.M. Phoenix, Ariz. W 65-59
 12/29 Westminster Phoenix, Ariz. W 90-74
 12/30 Augustana Phoenix, Ariz. L 77-78
 1/4 Wisconsin-Stevens Phoenix, Ariz. W 86-84
 1/12 at U.S. Int'l San Diego, Calif. W 86-68
 1/13 at California Baptist Riverside, Calif. W 77-76
 1/20 Biola Phoenix, Ariz. W 54-49
 1/25 at Southern California Costa Mesa, Calif. W 76-71
 1/27 at Point Loma San Diego, Calif. W 86-71
 1/30 N.M. Highlands Phoenix, Ariz. W 84-66
 2/2 College of Santa Fe Phoenix, Ariz. W 109-73
 2/3 California Baptist Phoenix, Ariz. W 79-69
 2/6 at N.M. Highlands Las Vegas, N.M. W 84-66
 2/10 Occidental Phoenix, Ariz. W 65-47
 2/17 Eastern N.M. Phoenix, Ariz. W 91-70
 2/23 at College of Santa Fe Santa Fe, N.M. W 63-58
 2/24 at Eastern N.M. Portales, N.M. W 91-70
 2/27 at Western N.M. Silver City, N.M. W 63-60
 3/3 Fort Lewis* Phoenix, Ariz. W 74-73
 3/6 Southern Utah St.* Phoenix, Ariz. W 86-72
 3/12 vs Marymount^ Kansas City, Mo. L 74-79

*NAIA District VII Tournament

^NAIA National Tournament

1979-80 | 25-5

Conference	none
Coach	Ben Lindsey

11/27 Southern Utah St. Phoenix, Ariz. W 57-52
 11/30 at Biola La Miranda, Calif. W 57-51
 12/1 at CSU Dominguez Hills Carson, Calif. W 67-64
 12/4 at Western N.M. Silver City, N.M. W 62-49
 12/7 College of St. Thomas Phoenix, Ariz. W 94-64
 12/8 at Arizona Tucson, Ariz. L 60-69
 12/11 at New Mexico Albuquerque, N.M. L 68-78
 12/15 California Baptist Phoenix, Ariz. W 75-62
 12/21 Occidental Phoenix, Ariz. W 73-53
 12/22 Western Montana Phoenix, Ariz. W 62-49
 12/28 St. Xavier Phoenix, Ariz. W 89-76
 1/5 CSU Dominguez Hills Phoenix, Ariz. W 80-69
 1/12 U.S. International Phoenix, Ariz. W 69-67
 1/16 at College of Santa Fe Santa Fe, N.M. W 67-56
 1/19 Eastern N.M. Phoenix, Ariz. W 74-59
 1/22 at Arizona State Tempe, Ariz. L 68-80
 1/31 at Eastern N.M. Portales, N.M. W 96-78
 2/2 at California Baptist Riverside, Calif. W 27-26
 2/4 at Azusa Pacific Azusa, Calif. L 50-57
 2/5 at Southern California Costa Mesa, Calif. W 119-98
 2/9 Point Loma Phoenix, Ariz. W 81-79
 2/12 at Southern Utah St. Cedar City, Utah W 84-69
 2/16 College of Santa Fe Phoenix, Ariz. W 103-62
 2/22 at Cal Lutheran Thousand Oaks, Calif. W 79-66
 2/23 at San Diego State San Diego, Calif. W 86-68
 2/26 Western N.M. Phoenix, Ariz. W 77-70
 3/1 vs Colorado Mines* Glendale, Ariz. W 59-57
 3/4 vs Regis College* Silver City, N.M. W 49-45
 3/5 at Western N.M.* Silver City, N.M. W 68-55
 3/11 Clarion State^ Kansas City, Mo. L 75-83

*NAIA District VII Tournament

^NAIA National Tournament

1980-81 | 16-13

Conference	none
Coach	Ben Lindsey

11/26 College of St. Thomas Phoenix, Ariz. W 77-66
 11/28 at San Francisco San Francisco, Calif. L 63-78
 12/1 Azusa Pacific Phoenix, Ariz. W 65-58
 12/2 Western N.M. Phoenix, Ariz. L 58-76
 12/4 Eastern N.M. Phoenix, Ariz. W 79-67
 12/6 CSU Dominguez Hills Phoenix, Ariz. L 38-43
 12/9 at Southern Utah St. Cedar City, Utah L 78-88
 12/10 at Weber State Ogden, Utah L 57-72
 12/13 UC Riverside Phoenix, Ariz. W 56-54
 12/19 Fresno Pacific Phoenix, Ariz. W 67-56
 12/20 CSU Stanislaus Phoenix, Ariz. W 71-59
 12/30 at Arizona Tucson, Ariz. L 60-74
 1/6 California Baptist Phoenix, Ariz. W 76-65
 1/9 vs Concordia Santa Barbara, Calif. W 90-61
 1/10 at Westmont Santa Barbara, Calif. W 43-38
 1/13 at Biola La Miranda, Calif. L 53-64
 1/17 Cal Lutheran Phoenix, Ariz. W 90-46
 1/22 at College of Santa Fe Santa Fe, N.M. L 54-58
 1/31 Southern Utah St. Phoenix, Ariz. W 70-67
 2/3 at Western N.M. Silver City, N.M. L 30-39
 2/6 at Eastern N.M. Portales, N.M. W 76-66
 2/9 Cameron Phoenix, Ariz. L 56-74
 2/12 at California Baptist Riverside, Calif. W 40-37
 2/14 at Point Loma San Diego, Calif. W 77-58
 2/17 at Cameron Lawton, Okla. L 67-79
 2/21 College of Santa Fe Phoenix, Ariz. W 66-53
 2/24 at CSU Dominguez Hills Carson, Calif. L 55-59
 2/28 at Southern Colorado* Pueblo, Colo. W 59-55
 3/3 at Western N.M.* Silver City, N.M. L 52-76

*NAIA District VII Tournament

1981-82 | 17-11

Conference	none
Coach	Jay Arnote

11/27 vs N.M. Highlands Grand Junction, Colo. W 86-69
 11/28 at Mesa College Grand Junction, Colo. L 59-61
 11/30 at Southern Utah St. Cedar City, Utah L 59-66
 12/4 College of St. Thomas Phoenix, Ariz. L 55-60
 12/5 CSU Dominguez Hills Phoenix, Ariz. W 54-52
 12/8 Western N.M. Phoenix, Ariz. W 66-57
 12/11 Mesa College Phoenix, Ariz. W 61-49
 12/18 Point Loma Phoenix, Ariz. W 67-59
 12/19 William Jewell Phoenix, Ariz. W 74-64
 1/2 at Cal Poly Pomona Pomona, Calif. L 58-60
 1/4 at UC Riverside Riverside, Calif. W 72-70
 1/8 Los Angeles Baptist Phoenix, Ariz. W 74-54
 1/9 California Baptist Phoenix, Ariz. W 79-39
 1/16 Westmont Phoenix, Ariz. L 74-78
 1/18 at Eastern N.M. Portales, N.M. L 67-71
 1/20 at N.M. Highlands Las Vegas, N.M. W 70-64
 1/21 at College of Santa Fe Santa Fe, N.M. L 66-72
 1/25 at CSU Dominguez Hills Carson, Calif. L 59-61
 1/29 Occidental Phoenix, Ariz. W 98-55
 1/30 Southern Utah St. Phoenix, Ariz. W 82-64
 2/6 N.M. Highlands Phoenix, Ariz. W 101-80
 2/8 at Western N.M. Silver City, N.M. L 49-74
 2/12 Eastern N.M. Phoenix, Ariz. W 79-67
 2/18 at California Baptist Riverside, Calif. W 80-40
 2/20 at Los Angeles Baptist Los Angeles, Calif. W 61-59
 2/23 College of Santa Fe Phoenix, Ariz. W 64-61
 2/27 at Western N.M.* Silver City, N.M. L 45-48

*NAIA District VII Tournament

1982-83 | 23-8

Conference	none
Coach	Jay Arnote

11/20 CSU Dominguez Hills Phoenix, Ariz. W 60-56
 11/26 Fort Lewis Phoenix, Ariz. W 58-56
 11/30 Florida International Phoenix, Ariz. W 58-55
 12/3 College of St. Thomas Phoenix, Ariz. W 56-55
 12/9 vs Eastern N.M. Silver City, N.M. W 87-80
 12/10 vs Colorado Mines Silver City, N.M. W 62-61
 12/11 at Western N.M. Silver City, N.M. W 60-52
 12/14 Rockmont College Phoenix, Ariz. W 86-50
 12/17 CSU Los Angeles Phoenix, Ariz. W 79-67
 12/18 UC Riverside Phoenix, Ariz. W 67-54
 12/29 vs CSU Dominguez Hills Cedar City, Utah L 54-55
 12/30 vs Southern California Cedar City, Utah W 94-86
 1/4 at New Mexico Albuquerque, N.M. L 51-76
 1/7 Los Angeles Baptist Phoenix, Ariz. W 93-48
 1/8 Cal Poly Pomona Phoenix, Ariz. W 79-53
 1/10 at Northern Arizona Flagstaff, Ariz. L 47-62
 1/14 at Point Loma San Diego, Calif. W 55-41
 1/15 at California Baptist Riverside, Calif. W 76-47
 1/18 Southern Utah St. Phoenix, Ariz. W 76-56
 1/22 California Baptist Phoenix, Ariz. W 61-43
 1/29 at Westmont Santa Barbara, Calif. L 59-78
 1/31 at CSU Dominguez Hills Carson, Calif. L 57-78
 2/5 Eastern N.M. Phoenix, Ariz. W 85-72
 2/8 Western N.M. Phoenix, Ariz. W 65-47
 2/12 at Biola La Miranda, Calif. W 91-63
 2/17 at Eastern N.M. Portales, N.M. W 91-88
 2/19 at College of Santa Fe Santa Fe, N.M. L 75-90
 2/26 at Occidental Los Angeles, Calif. W 85-78
 3/1 College of Santa Fe Phoenix, Ariz. L 69-73
 3/5 vs Mesa College* Glendale, Ariz. W 63-59
 3/8 vs Southern Colorado* Glendale, Ariz. L 65-67

*NAIA District VII Tournament

1983-84 | 21-9

Conference	none
Coach	John Shumate

11/18 vs CSU Northridge Los Angeles, Calif. L 49-66
 11/19 vs Los Angeles Baptist Los Angeles, Calif. W 81-54
 11/22 College of St. Thomas Phoenix, Ariz. W 74-69
 11/25 at Western State Gunnison, Colo. W 59-52
 11/26 at Adams State Alamosa, Colo. L 65-76
 11/28 at Fort Lewis Durango, Colo. W 68-64
 12/2 William Jewell Phoenix, Ariz. L 52-53
 12/10 at Southern Utah St. Cedar City, Utah W 80-76
 12/16 Western Montana Phoenix, Ariz. W 57-48
 12/17 CSU Los Angeles Phoenix, Ariz. W 74-65
 12/19 at Northern Mont. Harve, Mont. W 63-53
 12/28 vs Cal Lutheran Turlock, Calif. W 65-56
 12/29 vs Point Loma Turlock, Calif. W 66-49
 12/30 vs Lewis & Clark Turlock, Calif. W 79-57
 1/3 Los Angeles Baptist Phoenix, Ariz. W 70-56
 1/6 vs Champan San Diego, Calif. L 74-78
 1/7 vs Pomona Pitzer San Diego, Calif. W 66-57
 1/10 at New Mexico St. Las Cruces, N.M. L 60-75
 1/14 California Baptist Phoenix, Ariz. W 56-46
 1/21 College of Santa Fe Phoenix, Ariz. W 65-64
 1/28 Westmont Phoenix, Ariz. W 47-46
 1/30 Southern Utah St. Phoenix, Ariz. W 43-41
 2/3 at U.S. Int'l San Diego, Calif. W 72-68
 2/4 CSU Dominguez Hills Phoenix, Ariz. W 59-49
 2/11 at College of Santa Fe Santa Fe, N.M. L 73-81
 2/13 at Eastern N.M. Portales, N.M. L 62-78
 2/18 at California Baptist Riverside, Calif. W 62-52
 2/25 Eastern N.M. Phoenix, Ariz. W 63-61
 2/28 at Northern Arizona Flagstaff, Ariz. L 57-63
 3/2 vs Western N.M.* Phoenix, Ariz. L 54-66

*NAIA District VII Tournament

1984-85 | 18-16

Conference	none
Coach	John Shumate

11/3 at Wayland Baptist Plainview, Texas L 67-85
 11/5 at Lubbock Christian Lubbock, Texas W 51-50
 11/16 at Sul Ross State Alpine, Texas W 87-59
 11/17 vs Concordia Lutheran Alpine, Texas W 95-72
 11/17 vs Texas College Alpine, Texas W 116-91
 11/18 at Southern Utah St. Cedar City, Utah W 71-70
 11/27 College of St. Thomas Phoenix, Ariz. W 75-62
 12/1 Southern California Phoenix, Ariz. L 69-72
 12/4 at Northern Arizona Flagstaff, Ariz. L 44-60
 12/6 Southern Utah St. Phoenix, Ariz. W 74-68
 12/8 at CSU Northridge Northridge, Calif. L 67-68
 12/13 Point Loma Phoenix, Ariz. L 70-72
 12/14 CSU Dominguez Hills Phoenix, Ariz. L 58-83
 12/18 vs College of Santa Fe Bakersfield, Calif. W 76-65
 12/19 at CSU Bakersfield Bakersfield, Calif. L 64-80
 12/22 Western State Phoenix, Ariz. W 66-65
 12/28 vs Abilene Christian Grand Junction, Colo. W 80-64
 12/29 at Mesa College Grand Junction, Colo. W 74-73
 1/2 Los Angeles Baptist Phoenix, Ariz. W 79-57
 1/4 vs UC Riverside La Jolla, Calif. L 59-66
 1/5 vs Occidental La Jolla, Calif. W 77-59
 1/7 Lubbock Christian Phoenix, Ariz. W 74-48
 1/12 at Westmont Santa Barbara, Calif. L 73-89
 1/19 College of Santa Fe Santa Fe, N.M. W 68-51
 1/29 at CSU Dominguez Hills Carson, Calif. L 66-70
 1/31 at CSU Los Angeles Los Angeles, Calif. L 74-83
 2/2 at Point Loma San Diego, Calif. L 68-77
 2/6 at N.M. Highlands Las Vegas, N.M. L 65-70
 2/7 at College of Santa Fe Santa Fe, N.M. L 74-79
 2/9 at Western N.M. Silver City, N.M. L 63-75
 2/19 Southwestern College Phoenix, Ariz. W Forfeit
 2/25 Fort Lewis Phoenix, Ariz. W 69-51
 3/4 vs Southern Utah St.* Grand Junction, Colo. W 73-64
 3/6 at Mesa College* Grand Junction, Colo. L 78-95

*NAIA District VII Tournament

1985-86 | 19-8

Conference	none
Coach	John Shumate

11/16 The Master's Phoenix, Ariz. W 88-73
 11/18 at Lubbock Christian Lubbock, Texas L 75-79
 11/19 at Wayland Baptist Plainview, Texas L 88-94
 11/23 at CSU Dominguez Hills Carson, Calif. L 83-85
 11/26 College of St. Thomas Phoenix, Ariz. W 89-59
 12/2 at Southern Utah St. Cedar City, Utah W --
 12/5 Southern Utah St. Phoenix, Ariz. W 77-65
 12/7 N.M. Highlands Phoenix, Ariz. W 112-87
 12/12 Northern Montana Phoenix, Ariz. W 101-71
 12/13 Western N.M. Phoenix, Ariz. W 91-57
 12/14 Mesa College Phoenix, Ariz. W 93-84
 12/18 CSU Los Angeles Phoenix, Ariz. L 89-91
 12/23 CSU Dominguez Hills Phoenix, Ariz. W 71-44
 12/28 Texas Lutheran Grand Junction, Colo. W 134-129
 12/29 at Mesa College Grand Junction, Colo. W 102-101
 12/30 vs Sul Ross State Grand Junction, Colo. W 88-60
 1/4 Hawaii-Hilo Phoenix, Ariz. W 89-74
 1/7 Concordia (Neb.) Phoenix, Ariz. W 101-89
 1/10 vs Pomona-Pitzer W 90-66
 1/11 vs College of Notre Dame W 90-68
 1/14 at CSU Los Angeles Los Angeles, Calif. L 71-103
 1/17 Wassuk Phoenix, Ariz. W 142-64
 1/20 Westmont Phoenix, Ariz. L 75-77
 2/4 at College of Santa Fe Santa Fe, N.M. L 86-92
 2/5 at N.M. Highlands Las Vegas, N.M. W 70-65
 2/17 at Western N.M. Silver City, N.M. L 77-79
 2/22 College of Santa Fe Phoenix, Ariz. W 102-88

HISTORY » GAME-BY-GAME RESULTS

1986-87 | 26-12

Conference none
Coach Paul Westphal

11/15 The Master's Phoenix, Ariz. W 101-86
11/21 at Lubbock Christian Lubbock, Texas W 99-95
11/22 at Wayland Baptist Plainview, Texas L 81-106
11/25 at Point Loma San Diego, Calif. L 64-70
11/26 at CSU Dominguez Hills Carson, Calif. L 60-74
11/29 at Fort Hays State Hays, Kan. L 67-90
12/1 at Kansas State Manhattan, Kan. L 57-93
12/3 College of St. Thomas Phoenix, Ariz. W 76-64
12/5 vs Doane College Pueblo, Colo. W 81-78
12/6 at Southern Colo. Pueblo, Colo. L 70-71
12/11 Texas Wesleyan Phoenix, Ariz. W 101-88
12/12 Mesa College Phoenix, Ariz. W 76-60
12/13 Southern Colorado Phoenix, Ariz. W 61-57
12/19 Occidental Phoenix, Ariz. W 114-82
12/20 Fort Lewis Phoenix, Ariz. L 82-98
12/22 Millikin Phoenix, Ariz. W 84-76
12/28 vs North Central Grand Junction, Colo. W 96-84
12/29 at Mesa College Grand Junction, Colo. W 97-71
12/30 vs Bethany Grand Junction, Colo. W 60-52

1/2 Olivet Nazarene Phoenix, Ariz. W 112-94
1/3 CSU Dominguez Hills Phoenix, Ariz. W 91-82
1/5 Lubbock Christian Phoenix, Ariz. W 71-60
1/6 Central Methodist Phoenix, Ariz. W 105-74
1/8 N.M. Highlands Phoenix, Ariz. W 89-74
1/10 at Westmont Santa Barbara, Calif. W 71-70
1/12 at The Master's Santa Barbara, Calif. W 97-84
1/17 at Christian Heritage El Cajon, Calif. W 94-74
1/19 at Fort Lewis Durango, Colo. L 73-96
1/24 Southern Utah St. Phoenix, Ariz. W 105-91
1/26 at N.M. Highlands Las Vegas, N.M. W 83-80
1/30 Wayland Baptist Phoenix, Ariz. W 86-72
2/3 Western N.M. Phoenix, Ariz. W 93-67
2/14 at Southern Utah St. Cedar City, Utah L 97-130
2/19 at Texas Wesleyan Fort Worth, Texas L 83-86
2/20 vs Dallas Fort Worth, Texas W 111-85
2/21 vs Langston Fort Worth, Texas L 81-84
3/3 at Fort Lewis* Durango, Colo. W 94-87
3/5 at Western State* Gunnison, Colo. L 69-74

*NAIA District VII Tournament

1987-88 | 37-6

Conference none
Coach Paul Westphal

11/20 at Southern Colo. Pueblo, Colo. W 96-77
11/21 at Fort Lewis Durango, Colo. W 93-83
11/24 at Chapman Orange, Calif. L 76-83
11/25 at CSU Dominguez Hills Carson, Calif. W 72-67
11/27 vs UC Santa Cruz La Jolla, Calif. W 105-70
11/28 at UC San Diego La Jolla, Calif. W 116-72
12/1 College of St. Thomas Phoenix, Ariz. W 110-67
12/4 Occidental Phoenix, Ariz. W 70-60
12/5 Point Loma Nazarene Phoenix, Ariz. W 121-79
12/7 Fort Lewis Phoenix, Ariz. W 95-91
12/12 at Northern Arizona Flagstaff, Ariz. L 81-84
12/19 Westmont Phoenix, Ariz. L 82-92
12/21 Western N.M. Phoenix, Ariz. W 105-78
12/22 North Park College Phoenix, Ariz. W 114-106
12/29 Northwestern College Grand Junction, Colo. W 73-64
12/30 at Mesa College Grand Junction, Colo. W 96-86
1/2 CSU Dominguez Hills Phoenix, Ariz. W 83-75
1/4 Mesa College Phoenix, Ariz. W 96-86
1/5 Southern Nazarene Phoenix, Ariz. W 84-81
1/8 Panhandle State Silver City, N.M. W 88-84
1/9 at Western N.M. Silver City, N.M. W 92-83
1/12 Nebraska Wesleyan Phoenix, Ariz. W 95-80
1/15 at The Master's Santa Clarita, Calif. W 89-67
1/16 at Christian Heritage El Cajon, Calif. W 95-83

1/19 at Southern Nazarene Bethany, Okla. W 97-95
1/21 at Drury Springfield, Mo. L 72-74
1/23 at Southern Utah St. Cedar City, Utah W 121-101
1/26 Southern Colorado Phoenix, Ariz. W 94-68
1/30 The Master's Phoenix, Ariz. W 115-61
2/4 at Western Wash. Bellingham, Wash. L 88-99
2/5 at Puget Sound Tacoma, Wash. L 85-102
2/6 at Seattle Pacific Seattle, Wash. W 90-86
2/13 Athletes in Action Phoenix, Ariz. L 86-100
2/15 Southern Utah St. Phoenix, Ariz. W 113-92
2/20 Christian Heritage Phoenix, Ariz. W 106-96
2/27 at Hawaii Pacific Kaneohe, Hawaii W 102-93
2/29 at BYU-Hawaii Laie, Hawaii W 93-87
3/8 vs Southern Colo.* W 68-62
3/10 vs Colorado Mines* W 113-79
3/17 vs Hastings College^ W 103-75
3/18 vs Fort Hays State^ W 101-95
3/19 vs College of Idaho^ W 99-96
3/21 vs Waynesburg^ W 108-106
3/22 vs Auburn-Montgomery^ W 88-86

*NAIA District VII Tournament

^NAIA National Tournament

1988-89 | 26-5

Conference none
Coach Bill Westphal

11/29 St. Thomas Phoenix, Ariz. W 86-64
12/2 vs St. Mary's (TX) San Marcos, Texas W 82-80
12/3 vs Oklahoma City San Marcos, Texas W 113-96
12/9 Colorado Christian Phoenix, Ariz. W 124-68
12/10 Emporia State Phoenix, Ariz. W 91-89
12/17 UC Riverside Phoenix, Ariz. W 91-90
12/20 Seattle Pacific Phoenix, Ariz. W 104-95
12/22 Cal Poly Pomona Phoenix, Ariz. W 119-93
12/30 Chapman Phoenix, Ariz. W 116-94
1/2 Wisconsin-Oshkosh Phoenix, Ariz. W 92-85
1/3 at Ottawa Ottawa, Kan. W 65-60
1/5 at CSU Dominguez Hills Carson, Calif. L 73-81
1/6 vs Southern California Los Angeles, Calif. W 96-78
1/7 at Occidental Los Angeles, Calif. W 88-80
1/9 at CSU San Bernardino San Bernardino, Calif. L 66-80
1/10 at UC Riverside Riverside, Calif. L 78-92
1/14 at West Coast Christian Lancaster, Calif. W 141-57
1/17 at San Francisco St. San Francisco, Calif. W 99-81
1/19 at Westmont Santa Barbara, Calif. W 81-77
1/20 at Biola La Mirada, Calif. L 87-88
1/27 Biola Phoenix, Ariz. W 103-85
1/28 The Master's Phoenix, Ariz. W 87-83
2/4 Christian Heritage Phoenix, Ariz. W 115-90
2/17 Langston Phoenix, Ariz. W 112-91
2/18 Drury Phoenix, Ariz. W 100-74
2/24 at The Master's Santa Clarita, Calif. W 76-75
2/25 at Christian Heritage El Cajon, Calif. W 117-72
3/4 Colorado Mines Phoenix, Ariz. W 109-82
3/6 vs Denver* W 111-88
3/8 vs Mesa State* W 115-95
3/15 vs Western Mont.^ L 65-79

*NAIA District VII Tournament

^NAIA National Tournament

1989-90 | 25-10

Conference none
Coach Bill Westphal

11/17 CSU Los Angeles Fresno, Calif. L 78-90
11/18 Mesa State Fresno, Calif. W 98-78
11/25 Mid American Nazarene Phoenix, Ariz. W 94-74
11/28 College of St. Thomas Phoenix, Ariz. L 47-67
12/1 vs Oklahoma City Emporia, Kan. W 102-97

12/2 at Emporia State Emporia, Kan. L 71-90
12/4 at Drury Springfield, Mo. L 64-65
12/8 Occidental Phoenix, Ariz. W 84-49
12/9 Fresno Pacific Phoenix, Ariz. W 61-59
12/16 at Western N.M. Silver City, N.M. L 64-72
12/19 CSU Dominguez Hills Phoenix, Ariz. W 107-78
12/22 Westmont Phoenix, Ariz. L 81-88
12/28 vs UC Riverside Chico, Calif. W 71-64
12/29 vs Sonoma State Chico, Calif. W 92-75
12/30 at Chico State Chico, Calif. W 95-93
1/3 at Cal Poly Pomona Pomona, Calif. W 83-74
1/6 East Stroudsburg St. Honolulu, Hawaii W 82-76
1/7 at Chaminade Honolulu, Hawaii W 76-58
1/13 Concordia (Neb.) Phoenix, Ariz. W 73-68
1/16 at Christian Heritage El Cajon, Calif. L 89-91
1/18 at The Master's Santa Clarita, Calif. W 76-75
1/26 Biola Phoenix, Ariz. W 65-60
1/27 California Baptist Phoenix, Ariz. W 93-61
1/30 Oral Roberts Phoenix, Ariz. L 93-97
2/3 at Point Loma San Diego, Calif. W 60-52
2/10 at Biola La Mirada, Calif. W 69-67
2/16 Christian Heritage Phoenix, Ariz. L 87-89
2/17 Langston Phoenix, Ariz. W 107-73
2/20 Rockhurst College Phoenix, Ariz. W 89-73
2/23 The Master's Phoenix, Ariz. W 108-71
3/3 vs Regis* W 74-72
3/4 vs Mesa State* W 121-95
3/5 vs Colorado Mines* W 99-76
3/14 vs Briar Cliff^ W 73-66
3/15 vs USC-Spartanburg^ L 69-75

*NAIA District VII Tournament

^NAIA National Tournament

1990-91 | 19-11

Conference none
Coach Leighton McCrary

11/17 CSU Dominguez Hills Phoenix, Ariz. W 79-73
11/23 vs Southern California Orange, Calif. W 69-63
11/24 at Chapman Orange, Calif. L 69-77
11/27 St. Thomas Phoenix, Ariz. W 76-70
12/1 Point Loma Nazarene Phoenix, Ariz. W 75-70
12/7 at West Texas State Canyon, Texas L 73-93
12/8 at Eastern N.M. Portales, N.M. W 60-59
12/15 at Westmont Santa Barbara, Calif. L 61-67
12/17 at CSU Dominguez Hills Carson, Calif. L 83-85
12/28 CSU Los Angeles Phoenix, Ariz. W 83-79
12/29 Biola Phoenix, Ariz. W 82-66
1/3 vs Pacific Lutheran San Diego, Calif. W 78-64
1/4 at Point Loma Nazarene San Diego, Calif. W 81-65
1/5 vs Catabwa College San Diego, Calif. W 66-64
1/10 at Oral Roberts Tulsa, Okla. L 79-88
1/12 Christian Heritage Phoenix, Ariz. W 87-70
1/17 Alaska Fairbanks Phoenix, Ariz. W 87-69
1/19 Alaska Anchorage Phoenix, Ariz. W 94-86
1/22 at Sacramento St. Sacramento, Calif. L 67-70
1/26 at Eastern Mont. Billings, Mont. L 60-79
1/31 at Seattle Pacific Seattle, Wash. L 55-80
2/2 Chaminade Phoenix, Ariz. W 85-84
2/4 Western N.M. Phoenix, Ariz. W 69-66
2/9 at Western N.M. Silver City, N.M. L 64-76
2/14 at Alaska Anchorage Anchorage, Alaska L 56-75
2/16 at Alaska Fairbanks Fairbanks, Alaska W 88-76
2/19 Sacramento State Phoenix, Ariz. W 76-64
2/23 Seattle Pacific Phoenix, Ariz. W 50-44
2/28 Eastern Montana Phoenix, Ariz. W 79-61
3/2 Western N.M.* Phoenix, Ariz. L 76-79

*NAIA District VII Tournament

1991-92 | 22-6

Conference Pacific West
Coach Leighton McCrary

11/23 Metropolitan State Phoenix, Ariz. W 81-74
11/26 at BYU-Hawaii Laie, Hawaii L 82-100
11/29 at Hawaii-Hilo Hilo, Hawaii W 87-82
11/30 Rider College Phoenix, Ariz. W 67-59
12/1 at Chaminade Honolulu, Hawaii W 100-76
12/3 at CSU Stanislaus Turlock, Calif. W 106-104
12/14 CSU Bakersfield Phoenix, Ariz. W 87-70
12/16 at Point Loma Nazarene San Diego, Calif. L 74-93
12/20 at Metropolitan St. Denver, Colo. L 91-107
12/21 Alaska Fairbanks Phoenix, Ariz. W 93-79
12/27 CSU Dominguez Hills Phoenix, Ariz. W 75-73
12/28 CSU Los Angeles Phoenix, Ariz. W 86-68
12/31 CSU Stanislaus Phoenix, Ariz. W 89-78
1/3 Missouri-Rolla Phoenix, Ariz. W 92-74
1/4 SIU-Edwardsville Phoenix, Ariz. W 95-86
1/16 Seattle Pacific Phoenix, Ariz. W 82-77
1/18 Chaminade Phoenix, Ariz. W 100-82
1/23 at Alaska Anchorage Anchorage, Alaska L 71-102
1/25 at Alaska Fairbanks Fairbanks, Alaska L 73-85
1/30 Eastern Montana Phoenix, Ariz. W 90-69
2/8 at Nebraska-Kearney Kearney, Neb. W 104-100
2/15 at Eastern Mont. Billings, Mont. W 96-79
2/20 Alaska Fairbanks Phoenix, Ariz. W 107-91
2/22 Alaska Anchorage Phoenix, Ariz. W 101-82
2/24 Nebraska-Kearney Phoenix, Ariz. W 131-104
2/29 Eastern Montana Phoenix, Ariz. W 96-79
3/13 vs UC Riverside^ Bakersfield, Calif. L 61-74
3/14 vs Chico State^ Bakersfield, Calif. W 88-87

^NCAA West Region Tournament

1992-93 | 20-11

Conference Pacific West
Coach Leighton McCrary

11/27 Bridgeport Phoenix, Ariz. W 110-98
11/28 Central Oklahoma Phoenix, Ariz. W 110-108
12/1 St. Thomas Phoenix, Ariz. W 73-71
12/4 Missouri-St. Louis Phoenix, Ariz. W 76-58
12/5 at Southern Indiana Evansville, Ind. L 74-90
12/8 at Southern Utah Cedar City, Utah W 76-74
12/12 at CSU Bakersfield Bakersfield, Calif. L 81-88
12/28 Emporia State Phoenix, Ariz. L 77-81
12/29 Humboldt State Phoenix, Ariz. W 90-70
12/30 Chapman Phoenix, Ariz. W 106-83
1/1 Winona State Phoenix, Ariz. W 124-98
1/2 UC Riverside Phoenix, Ariz. W 105-65
1/4 at Seattle Pacific* Seattle, Wash. L 75-77
1/16 at Hawaii-Hilo* Hilo, Hawaii W 74-73
1/18 at Chaminade* Honolulu, Hawaii L 94-102
1/21 Alaska Anchorage* Phoenix, Ariz. L 74-76
1/23 Alaska Fairbanks* Phoenix, Ariz. W 110-73
1/26 Pacific Christian Phoenix, Ariz. W 132-89
1/30 at Eastern Mont.* Billings, Mont. W 83-77
2/6 at West Texas St. Canyon, Texas L 70-79
2/11 Seattle Pacific* Phoenix, Ariz. W 107-102
2/13 Hawaii-Hilo* Phoenix, Ariz. L 82-84
2/15 Chaminade* Phoenix, Ariz. L 79-80
2/18 at Alaska Fairbanks* Fairbanks, Alaska W 101-97
2/20 at Alaska Anchorage* Anchorage, Alaska L 74-76
2/23 West Texas State Phoenix, Ariz. W 94-84
2/27 Eastern Montana* Phoenix, Ariz. W 94-61
3/5 vs Seattle Pacific^ Anchorage, Alaska W 80-73
3/6 vs Alaska Anchorage* Anchorage, Alaska L 78-86
3/12 at CSU Bakersfield & Bakersfield, Calif. L 68-98
3/13 vs CSU Chico & Bakersfield, Calif. W 103-98

*PacWest game

^PacWest Tournament

& NCAA West Region Tournament

1993-94 | 14-15

Conference Coach	Pacific West Leighton McCrary
11/26 CSU San Bernardino	Phoenix, Ariz. L 58-81
11/27 Southern Colorado	Phoenix, Ariz. W 93-73
11/30 BYU-Hawaii	Phoenix, Ariz. L 77-81
12/3 Western State	Pueblo, Colo. W 104-100
12/4 at Southern Colo.	Pueblo, Colo. L 86-95
12/16 Minnesota Duluth	Phoenix, Ariz. W 79-72
12/21 at CSU Dominguez Hills	Carson, Calif. L 56-74
12/22 at CSU San Bernardino	San Bernardino, Calif. L 78-80
12/27 Southern Dakota	Phoenix, Ariz. W 98-92
12/30 Drury	Phoenix, Ariz. W 85-81
12/31 Western State	Phoenix, Ariz. W 108-73
1/6 Chaminade*	Phoenix, Ariz. W 115-73
1/8 Hawaii-Hilo*	Phoenix, Ariz. W 92-86
1/14 at Alaska Anchorage*	Anchorage, Alaska L 75-100
1/15 at Alaska Fairbanks*	Fairbanks, Alaska L 87-102
1/18 Western N.M.	Phoenix, Ariz. L 68-92
1/22 at Eastern Mont.*	Billings, Mont. L 90-100
1/29 at Seattle Pacific*	Seattle, Wash. L 55-76
2/4 at Chaminade*	Honolulu, Hawaii L 89-101
2/5 at Hawaii-Hilo*	Hilo, Hawaii L 73-82
2/10 Alaska Fairbanks*	Phoenix, Ariz. W 98-89
2/12 Alaska Anchorage*	Phoenix, Ariz. W 90-78
2/15 at CSU Northridge	Northridge, Calif. L 84-95
2/19 Eastern Montana	Phoenix, Ariz. W 87-66
2/22 at Western N.M.	Silver City, N.M. L 69-86
2/26 Seattle Pacific*	Phoenix, Ariz. W 89-67
3/4 vs Seattle Pacific^	Anchorage, Alaska W 67-65
3/5 at Alaska Anchorage^	Anchorage, Alaska W 72-67
3/8 vs San Francisco St. &	Riverside, Calif. L 79-84

* PacWest game ^ PacWest Tournament
& NCAA West Region Tournament

1994-95 | 17-11

Conference Coach	California Collegiate Leighton McCrary
11/18 Missouri-St. Louis	Phoenix, Ariz. W 74-69
11/19 Jacksonville State	Phoenix, Ariz. L 72-102
11/24 vs Southern Colo.	Billings, Mont. L 78-88
11/25 at MSU Billings	Billings, Mont. L 84-108
11/26 vs Colorado Christian	Billings, Mont. L 78-89
12/2 at Jacksonville State	Jacksonville, Fla. L 79-85
12/3 vs West Georgia	Jacksonville, Fla. W 79-75
12/10 La Verne	Phoenix, Ariz. W 93-75
12/14 at Southern Colo.	Pueblo, Colo. W 75-72
12/16 at Metro State	Denver, Colo. W 87-71
12/17 vs Missouri Western St.	Denver, Colo. L 84-118
1/7 Pacific Christian	Phoenix, Ariz. W 108-92
1/13 at CSU Los Angeles*	Los Angeles, Calif. W 72-71
1/14 at CSU Bakersfield*	Bakersfield, Calif. L 59-68
1/19 Cal Poly Pomona*	Phoenix, Ariz. W 84-66
1/21 CSU Dominguez Hills*	Phoenix, Ariz. W 86-74
1/26 CSU San Bernardino*	Phoenix, Ariz. L 81-89
1/28 UC Riverside*	Phoenix, Ariz. W 90-86
1/30 at CSU Northridge	Northridge, Calif. W 88-82
2/4 CSU Bakersfield*	Phoenix, Ariz. W 83-75
2/10 at Cal Poly Pomona*	Phoenix, Ariz. W 80-71
2/11 at CSU Dominguez Hills*	Carson, Calif. L 83-85
2/17 at CSU San Bernardino*	San Bernardino, Calif. L 90-108
2/18 at UC Riverside*	Riverside, Calif. L 69-76
2/25 CSU Los Angeles*	Phoenix, Ariz. W 77-75
3/3 vs CSU Bakersfield^	Riverside, Calif. W 86-78
3/4 at UC Riverside^	Riverside, Calif. W 72-62
3/7 vs UC Davis &	Riverside, Calif. L 88-92

* CCAA game ^ CCAA Tournament
& NCAA West Region

1995-96 | 23-6

Conference Coach	California Collegiate Leighton McCrary
11/17 Tarleton State	Phoenix, Ariz. W 89-71
11/18 North Dakota	Phoenix, Ariz. W 85-71
11/20 Colorado Christian	Phoenix, Ariz. W 106-68
11/24 Central Arkansas	Phoenix, Ariz. W 95-87
11/25 Concordia	Phoenix, Ariz. W 76-69
12/9 Black Hills State	Phoenix, Ariz. W 69-67
12/15 CSU Stanislaus	Phoenix, Ariz. W 87-68
12/16 Clarke	Phoenix, Ariz. W 106-59
12/20 at Central Okla.	Edmond, Okla. W 102-72
12/21 vs Washburn	Edmond, Okla. L 79-80
12/28 Southwestern	Phoenix, Ariz. W 104-73
1/6 The Master's	Phoenix, Ariz. W 78-69
1/9 at CSU Northridge	Northridge, Calif. W 78-67
1/11 Pacific Christian	Phoenix, Ariz. W 106-54
1/13 IUPUI	Phoenix, Ariz. W 92-83
1/18 CSU Los Angeles*	Phoenix, Ariz. W 77-55
1/20 CSU Bakersfield*	Phoenix, Ariz. W 68-66
1/25 at Cal Poly Pomona*	Pomona, Calif. W 78-76
1/27 at CSU Dominguez Hills*	Carson, Calif. W 84-74
2/1 at CSU San Bernardino*	San Bernardino, Calif. W 93-88
2/3 at UC Riverside*	Riverside, Calif. L 69-77
2/10 at CSU Bakersfield*	Bakersfield, Calif. W 59-57
2/15 Cal Poly Pomona*	Phoenix, Ariz. L 73-85
2/17 CSU Dominguez Hills*	Phoenix, Ariz. L 80-86
2/22 CSU San Bernardino*	Phoenix, Ariz. L 97-99
2/24 UC Riverside*	Phoenix, Ariz. W 86-78
3/2 at CSU Los Angeles*	Los Angeles, Calif. W 79-71
3/7 vs Alaska Anchorage^	Bakersfield, Calif. W 105-96
3/8 at CSU Bakersfield^	Bakersfield, Calif. L 65-71

* CCAA game ^ NCAA West Regional

1996-97 | 23-6

Conference Coach	California Collegiate Leighton McCrary
11/19 Ariz. College of Bible	Phoenix, Ariz. W 144-46
11/22 Western State	Phoenix, Ariz. W 84-62
11/23 Southern Colorado	Phoenix, Ariz. W 76-67
11/29 Fort Lewis	Phoenix, Ariz. W 101-71
11/30 Southern Colorado	Phoenix, Ariz. L 77-94
12/3 St. Thomas	Phoenix, Ariz. W 81-55
12/7 Albertsons College	Phoenix, Ariz. W 79-54
12/21 vs Moorhead State	Grand Forks, N.D. W 84-49
12/22 North Dakota	Grand Forks, N.D. L 71-78
12/27 Emporia State	Phoenix, Ariz. W 75-59
12/28 UC Davis	Phoenix, Ariz. W 79-67
12/31 Anderson	Phoenix, Ariz. W 84-54
1/4 St. Ambrose	Phoenix, Ariz. W 75-59
1/10 Christian Heritage	Phoenix, Ariz. W 63-47
1/16 CSU San Bernardino*	Phoenix, Ariz. W 80-67
1/18 UC Riverside*	Phoenix, Ariz. W 78-67
1/23 at CSU Los Angeles*	Los Angeles, Calif. L 61-63
1/25 at CSU Bakersfield*	Bakersfield, Calif. L 55-57
1/30 at Cal Poly Pomona*	Pomona, Calif. W 73-72
2/1 at CSU Dominguez Hills*	Carson, Calif. W 63-56
2/8 at UC Riverside*	Riverside, Calif. W 64-60
2/13 CSU Los Angeles*	Phoenix, Ariz. L 61-63
2/15 CSU Bakersfield*	Phoenix, Ariz. W 66-56
2/20 Cal Poly Pomona*	Phoenix, Ariz. L 51-54
2/22 CSU Dominguez Hills*	Phoenix, Ariz. W 63-55
2/25 The Master's	Phoenix, Ariz. W 77-71
3/1 at CSU San Bernardino*	San Bernardino, Calif. W 77-69
3/6 vs UC Davis^	Bakersfield, Calif. W 78-66
3/7 at CSU Bakersfield^	Bakersfield, Calif. L 70-80

* CCAA game ^ NCAA West Regional

1997-98 | 17-10

Conference Coach	California Collegiate Leighton McCrary
11/21 Albertsons College	Phoenix, Ariz. W 75-64
11/22 The Master's	Phoenix, Ariz. W 61-50
11/28 South Dakota St.	Phoenix, Ariz. L 56-66
11/29 Nebraska-Omaha	Phoenix, Ariz. W 88-84
12/5 vs North Dakota	Davis, Calif. W 76-72
12/6 at UC Davis	Davis, Calif. L 67-73
12/12 Western Oregon	Phoenix, Ariz. W 97-74
12/17 Missouri Western St.	Las Vegas, Nev. L 62-86
12/18 Tarleton State	Las Vegas, Nev. W 87-85
12/19 IUPUI	Phoenix, Ariz. W 87-85
12/21 Western N.M.	Phoenix, Ariz. W 94-58
12/29 Western N.M.	Phoenix, Ariz. W 100-78
1/3 at Westmont	Santa Barbara, Calif. W 70-69
1/15 CSU San Bernardino*	Phoenix, Ariz. W 76-63
1/17 CSU Bakersfield*	Phoenix, Ariz. L 70-81
1/22 at Cal Poly Pomona*	Pomona, Calif. W 84-77
1/24 at CSU Dominguez Hills*	Carson, Calif. L 60-70
1/29 at CSU Los Angeles*	Los Angeles, Calif. L 78-81
1/31 at UC Riverside*	Riverside, Calif. L 68-70
2/7 at CSU Bakersfield*	Bakersfield, Calif. W 69-68
2/12 Cal Poly Pomona*	Phoenix, Ariz. L 69-78
2/14 CSU Dominguez Hills*	Phoenix, Ariz. W 71-58
2/19 CSU Los Angeles*	Phoenix, Ariz. W 67-47
2/21 UC Riverside*	Phoenix, Ariz. W 69-59
2/28 at CSU San Bernardino*	San Bernardino, Calif. L 62-79
3/5 vs CSU Los Angeles^	Davis, Calif. L 53-58

* CCAA game
^ NCAA West Region Tournament

1998-99 | 16-11

Conference Coach	California Collegiate Leighton McCrary
11/20 Christian Heritage	Phoenix, Ariz. W 83-67
11/21 Regis College	Phoenix, Ariz. W 71-68
12/4 CSU Dominguez Hills*	Phoenix, Ariz. W 62-61
12/5 CSU Los Angeles*	Phoenix, Ariz. L 55-61
12/12 at CSU San Bernardino*	San Bernardino, Calif. W 68-65
12/13 at UC Riverside*	Riverside, Calif. L 58-80
12/19 Chico State*	Phoenix, Ariz. W 76-65
12/21 UC Davis*	Phoenix, Ariz. L 63-67
12/28 New Hampshire	Phoenix, Ariz. L 73-78
12/29 Western N.M.	Phoenix, Ariz. W 81-52
12/31 Alaska Anchorage	Phoenix, Ariz. W 74-64
1/8 San Francisco St.*	Phoenix, Ariz. W 68-35
1/9 Sonoma State*	Phoenix, Ariz. W 82-60
1/15 at CSU Bakersfield*	Bakersfield, Calif. L 57-85
1/16 at CSU Stanislaus*	Turlock, Calif. L 76-79
1/20 Cal Poly Pomona*	Phoenix, Ariz. W 108-60
1/23 at Cal Poly Pomona*	Pomona, Calif. L 61-74
1/29 at CSU Dominguez Hills*	Carson, Calif. W 72-66
1/30 at CSU Los Angeles*	Los Angeles, Calif. L 65-67
2/5 UC Riverside*	Phoenix, Ariz. L 66-73
2/6 CSU San Bernardino*	Phoenix, Ariz. L 63-67
2/12 at UC Davis*	Davis, Calif. L 49-71
2/13 at Chico State*	Chico, Calif. W 62-54
2/19 at San Francisco St.*	San Francisco, Calif. W 84-70
2/20 at Sonoma State*	Rohnert Park, Calif. W 69-54
2/26 CSU Bakersfield*	Phoenix, Ariz. W 77-68
2/27 CSU Stanislaus*	Phoenix, Ariz. W 87-80

* CCAA game

1999-00 | 15-14

Conference Coach	California Collegiate Leighton McCrary
11/19 at Alaska Anchorage	Anchorage, Alaska L 61-90
11/20 at Alaska Anchorage	Anchorage, Alaska L 49-64
11/26 St. Xavier	Phoenix, Ariz. L 68-75
11/27 St. Martin's	Phoenix, Ariz. W 83-68
12/3 at CSU Los Angeles*	Los Angeles, Calif. L 74-75
12/4 at CSU Dominguez Hills*	Carson, Calif. L 65-74
12/11 CSU San Bernardino*	Phoenix, Ariz. L 61-62
12/13 UC Riverside*	Phoenix, Ariz. W 66-60
12/18 at Chico State*	Chico, Calif. W 89-81
12/19 at UC Davis*	Davis, Calif. W 58-51
12/29 Briar Cliff	Phoenix, Ariz. W 66-61
12/30 Husson	Phoenix, Ariz. W 65-61
12/31 Assumption	Phoenix, Ariz. W 64-54
1/7 at Sonoma State*	Rohnert Park, Calif. W 69-54
1/8 at San Francisco St.*	San Francisco, Calif. W 77-57
1/14 CSU Stanislaus*	Phoenix, Ariz. W 75-65
1/15 CSU Bakersfield*	Phoenix, Ariz. W 70-62
1/19 at Cal Poly Pomona*	Pomona, Calif. L 76-87
1/22 Cal Poly Pomona*	Phoenix, Ariz. W 73-71
1/28 CSU Dominguez Hills*	Phoenix, Ariz. W 71-55
1/29 CSU Los Angeles*	Phoenix, Ariz. L 71-73
2/4 at UC Riverside*	Riverside, Calif. L 67-68
2/5 at CSU San Bernardino*	San Bernardino, Calif. L 69-88
2/11 UC Davis*	Phoenix, Ariz. W 69-76
2/12 Chico State*	Phoenix, Ariz. W 80-77
2/18 San Francisco St.*	Phoenix, Ariz. W 74-65
2/19 Sonoma State*	Phoenix, Ariz. L 64-77
2/25 at CSU Bakersfield*	Bakersfield, Calif. L 54-81
2/26 at CSU Stanislaus*	Turlock, Calif. L 85-98

* CCAA game

2000-01 | 9-17

Conference Coach	California Collegiate Leighton McCrary
11/17 Fresno Pacific	Phoenix, Ariz. L 74-78
11/18 St. Xavier	Phoenix, Ariz. L 74-91
12/8 at Chico St.*	Chico, Calif. L 65-73
12/9 at UC Davis*	Davis, Calif. L 53-77
12/15 Sonoma State*	Phoenix, Ariz. W 70-66
12/16 San Francisco St.*	Phoenix, Ariz. W 80-71
12/29 Transylvania	Phoenix, Ariz. L 79-83
12/30 Findlay	Phoenix, Ariz. L 77-84
1/5 at CSU Stanislaus*	Turlock, Calif. L 67-80
1/6 at CSU Bakersfield*	Bakersfield, Calif. L 62-67
1/12 at CSU San Bernardino*	San Bernardino, Calif. L 59-79
1/13 at Cal Poly Pomona*	Pomona, Calif. L 56-80
1/19 CSU Dominguez Hills*	Phoenix, Ariz. W 88-50
1/20 CSU Los Angeles*	Phoenix, Ariz. L 55-70
1/24 UC San Diego*	Phoenix, Ariz. W 84-75
1/27 at UC San Diego*	La Jolla, Calif. W 74-66
2/2 UC Davis*	Phoenix, Ariz. L 78-87
2/3 Chico State*	Phoenix, Ariz. L 83-84
2/9 at San Francisco St.*	San Francisco, Calif. W 79-60
2/10 at Sonoma State*	Rohnert Park, Calif. L 60-67
2/16 CSU Bakersfield*	Phoenix, Ariz. L 67-75
2/17 CSU Stanislaus*	Phoenix, Ariz. W 69-67
2/23 at CSU Los Angeles*	Los Angeles, Calif. L 59-69
2/24 at CSU Dominguez Hills*	Carson, Calif. W 85-76
3/2 Cal Poly Pomona*	Phoenix, Ariz. W 68-64
3/3 CSU San Bernardino*	Phoenix, Ariz. L 55-79

* CCAA game

HISTORY » GAME-BY-GAME RESULTS

2001-02 | 10-17

Conference Coach	California Collegiate Leighton McCrary	Score
11/23 Fort Lewis	Phoenix, Ariz.	W 75-65
11/24 Central Arkansas	Phoenix, Ariz.	W 74-72
12/7 Sonoma State*	Phoenix, Ariz.	L 84-92
12/8 San Francisco St.*	Phoenix, Ariz.	W 85-80
12/14 CSU Stanislaus*	Phoenix, Ariz.	L 63-64
12/15 CSU Bakersfield*	Phoenix, Ariz.	L 57-81
12/27 Ferris State	Phoenix, Ariz.	L 69-71
12/28 Mesa State	Phoenix, Ariz.	L 75-82
12/31 Walsh	Phoenix, Ariz.	L 78-89
1/4 at CSU Dominguez Hills*	Carson, Calif.	W 72-66
1/5 at CSU Los Angeles*	Los Angeles, Calif.	L 57-63
1/11 CSU San Bernardino*	Phoenix, Ariz.	L 65-68
1/12 Cal Poly Pomona*	Phoenix, Ariz.	L 66-93
1/18 at UC Davis*	Davis, Calif.	L 70-81
1/19 at Chico State*	Chico, Calif.	W 85-77
1/23 at UC San Diego*	La Jolla, Calif.	W 78-73
1/26 UC San Diego*	Phoenix, Ariz.	L 72-76
2/1 at Sonoma State*	Rohnert Park, Calif.	W 76-72
2/2 at San Francisco St.*	San Francisco, Calif.	L 73-80
2/8 at CSU Bakersfield*	Bakersfield, Calif.	L 65-77
2/9 at CSU Stanislaus*	Turlock, Calif.	W 82-81
2/15 CSU Los Angeles*	Phoenix, Ariz.	L 74-76
2/16 CSU Dominguez Hills*	Phoenix, Ariz.	L 77-85
2/22 at Cal Poly Pomona*	Pomona, Calif.	L 69-86
2/23 at CSU San Bernardino*	San Bernardino, Calif.	L 73-97
3/1 Chico State*	Phoenix, Ariz.	W 108-105
3/2 UC Davis*	Phoenix, Ariz.	W 99-93

*CCAA game

2003-04 | 3-24

Conference Coach	California Collegiate Leighton McCrary	Score
11/28 Western State	Phoenix, Ariz.	W 70-50
11/29 Fort Lewis	Phoenix, Ariz.	L 58-59
12/4 UC San Diego*	Phoenix, Ariz.	L 78-82
12/11 Northwest Nazarene	Phoenix, Ariz.	L 57-60
12/13 at UC San Diego*	La Jolla, Calif.	W 62-56
12/28 St. Anselm	Phoenix, Ariz.	L 71-83
12/30 Wayne State	Phoenix, Ariz.	L 63-79
1/2 at CSU Dominguez Hills*	Carson, Calif.	L 58-78
1/3 at CSU Los Angeles*	Los Angeles, Calif.	L 43-61
1/9 CSU San Bernardino*	Phoenix, Ariz.	L 66-88
1/10 Cal Poly Pomona*	Phoenix, Ariz.	L 55-74
1/16 Chico State*	Phoenix, Ariz.	L 72-87
1/17 UC Davis*	Phoenix, Ariz.	L 48-66
1/23 at CSU Bakersfield*	Bakersfield, Calif.	L 59-79
1/24 at CSU Stanislaus*	Turlock, Calif.	L 69-76
1/30 San Francisco St.*	Phoenix, Ariz.	W 61-59
1/31 Sonoma State*	Phoenix, Ariz.	L 52-60
2/6 at Sonoma State*	Rohnert Park, Calif.	L 59-68
2/7 at San Francisco St.*	San Francisco, Calif.	L 53-72
2/13 CSU Stanislaus*	Phoenix, Ariz.	L 51-79
2/14 CSU Bakersfield*	Phoenix, Ariz.	L 67-85
2/20 at UC Davis*	Davis, Calif.	L 69-85
2/21 at Chico State*	Chico, Calif.	L 50-93
2/27 CSU Los Angeles*	Phoenix, Ariz.	L 58-71
2/28 CSU Dominguez Hills*	Phoenix, Ariz.	L 70-74
3/5 at Cal Poly Pomona*	Pomona, Calif.	L 58-77
3/6 at CSU San Bernardino*	San Bernardino, Calif.	L 69-90

*CCAA game

2002-03 | 9-18

Conference Coach	California Collegiate Leighton McCrary	Score
11/22 St. Xavier	Phoenix, Ariz.	L 69-75
11/23 St. Thomas	Phoenix, Ariz.	L 70-79
12/4 at UC San Diego*	La Jolla, Calif.	L 69-82
12/7 UC San Diego*	Phoenix, Ariz.	W 87-70
12/17 Seattle U	Phoenix, Ariz.	W 78-77
12/28 Caldwell College	Phoenix, Ariz.	W 65-63
12/30 Concordia	Phoenix, Ariz.	L 69-74
1/3 CSU Bakersfield*	Phoenix, Ariz.	W 72-70
1/4 CSU Stanislaus*	Phoenix, Ariz.	W 70-62
1/10 at CSU Los Angeles*	Los Angeles, Calif.	W 66-65
1/11 at CSU Dominguez Hills*	Carson, Calif.	L 71-73
1/17 Cal Poly Pomona*	Phoenix, Ariz.	L 56-86
1/18 CSU San Bernardino*	Phoenix, Ariz.	L 48-74
1/24 UC Davis*	Phoenix, Ariz.	L 68-79
1/25 Chico State*	Phoenix, Ariz.	W 74-71
1/31 at San Francisco St.*	San Francisco, Calif.	L 71-75
2/1 at Sonoma State*	Rohnert Park, Calif.	L 80-85
2/7 at CSU Stanislaus*	Turlock, Calif.	L 55-63
2/8 at CSU Bakersfield*	Bakersfield, Calif.	L 63-76
2/14 CSU Dominguez Hills*	Phoenix, Ariz.	W 56-54
2/15 CSU Los Angeles*	Phoenix, Ariz.	W 58-54
2/21 at CSU San Bernardino*	San Bernardino, Calif.	L 58-86
2/22 at Cal Poly Pomona*	Pomona, Calif.	L 56-63
2/28 at Chico State*	Chico, Calif.	L 79-94
3/1 at UC Davis*	Davis, Calif.	L 64-67
3/7 Sonoma State*	Phoenix, Ariz.	L 75-83
3/8 San Francisco St.*	Phoenix, Ariz.	L 80-86

*CCAA game

2004-05 | 13-16

Conference Coach	NCAA Div. II - Independent Scott Mossman	Score
11/19 at Alaska Anchorage	Anchorage, Alaska	W 70-66
11/20 vs Caldwell College	Anchorage, Alaska	W 79-74
11/24 at Chico State	Chico, Calif.	L 70-84
11/26 at Simpson	Redding, Calif.	W 90-60
11/27 at CSU Stanislaus	Turlock, Calif.	L 64-80
11/29 at San Francisco St.	San Francisco, Calif.	W 71-51
12/3 at Fresno State	Fresno, Calif.	L 53-63
12/4 vs South Florida	Fresno, Calif.	L 52-63
12/11 CSU Stanislaus	Phoenix, Ariz.	W 70-62
12/14 Central Washington	Phoenix, Ariz.	W 79-61
12/15 Central Washington	Phoenix, Ariz.	L 80-97
12/18 Cal Poly Pomona	Phoenix, Ariz.	L 46-59
12/21 Chico State	Phoenix, Ariz.	L 68-73
12/28 Christian Brothers	Phoenix, Ariz.	L 64-84
12/30 Southern N.H.	Phoenix, Ariz.	L 68-75
1/1 Fort Lewis	Phoenix, Ariz.	L 79-81
1/4 at CSU Bakersfield	Bakersfield, Calif.	L 75-83
1/12 CSU Monterey Bay	Phoenix, Ariz.	L 55-66
1/14 Western N.M.	Phoenix, Ariz.	W 75-67
1/18 San Francisco St.	Phoenix, Ariz.	W 77-60
1/20 at Southwestern College	Georgetown, Texas	W 90-64
1/25 at UC San Diego	La Jolla, Calif.	L 64-78
2/1 at Hope International	Fullerton, Calif.	W 67-63
2/5 Chaminade	Phoenix, Ariz.	L 81-89
2/8 Southwestern College	Phoenix, Ariz.	W 101-56
2/15 at Utah Valley St.	Orem, Utah	L 49-71
2/23 at Western N.M.	Silver City, N.M.	W 77-64
2/26 at Chaminade	Honolulu, Hawaii	L 71-78
2/28 at Hawaii Pacific	Kaneohe, Hawaii	W 62-54

2005-06 | 19-8

Conference Coach	NCAA Div. II - Independent Scott Mossman	Score
11/15 UC Colorado Springs	Phoenix, Ariz.	W 104-74
11/18 vs Western Oregon	Ellensburg, Wash.	L 87-88
11/19 at Central Wash.	Ellensburg, Wash.	W 93-88
11/25 UC San Diego	Phoenix, Ariz.	W 72-60
11/26 CSU Monterey Bay	Phoenix, Ariz.	W 105-96
11/30 at UC Colorado Springs	Colorado Springs, Colo.	W 100-68
12/2 vs Adams State	Durango, Colo.	W 72-61
12/3 at Fort Lewis	Durango, Colo.	W 76-73
12/8 at Western N.M.	Silver City, N.M.	W 101-93
12/11 Hawaii Pacific	Phoenix, Ariz.	W 87-77
12/13 CSU Bakersfield	Phoenix, Ariz.	L 74-77
12/16 Vanguard	Phoenix, Ariz.	W 103-92
12/29 CSU San Bernardino	Phoenix, Ariz.	W 98-97
1/3 at UC San Diego	La Jolla, Calif.	L 91-94
1/8 at Notre Dame de Namur	Belmont, Calif.	W 96-83
1/10 at San Francisco St.	San Francisco, Calif.	W 75-53
1/16 BYU-Hawaii	Phoenix, Ariz.	W 81-68
1/21 Southwestern College	Phoenix, Ariz.	W 110-65
1/24 at CSU Bakersfield	Bakersfield, Calif.	L 72-76
1/28 Chaminade	Phoenix, Ariz.	L 92-103
2/2 Western N.M.	Phoenix, Ariz.	W 100-58
2/6 Southwestern College	Phoenix, Ariz.	W 114-57
2/16 at BYU-Hawaii	Laie, Hawaii	L 110-116
2/18 at Chaminade	Honolulu, Hawaii	L 107-114
2/20 at Hawaii Pacific	Kaneohe, Hawaii	L 98-104
2/25 Notre Dame de Namur	Phoenix, Ariz.	W 110-70
2/28 San Francisco St.	Phoenix, Ariz.	W 69-60

*PacWest game

2006-07 | 21-8

Conference Coach	DII - Pacific West Scott Mossman	Score
11/15 at Western N.M.	Silver City, N.M.	L 75-82
11/20 UC San Diego	Phoenix, Ariz.	W 64-62
11/24 vs St. Martin's	Bellingham, Wash.	W 80-60
11/25 at Western Wash.	Bellingham, Wash.	L 67-77
12/2 Western N.M.	Phoenix, Ariz.	W 79-63
12/9 at Dallas Baptist	Dallas, Texas	W 78-64
12/16 at CSU San Bernardino	San Bernardino, Calif.	L 60-104
12/28 CSU Dominguez Hills	Phoenix, Ariz.	L 69-70
1/3 at Hawaii Pacific*	Honolulu, Hawaii	W 54-49
1/4 at Hawaii Pacific*	Honolulu, Hawaii	W 58-50
1/6 at BYU-Hawaii*	Laie, Hawaii	L 73-79
1/11 Southwestern College	Phoenix, Ariz.	W 123-60
1/17 Hawaii Hilo*	Phoenix, Ariz.	W 73-60
1/18 Hawaii Hilo*	Phoenix, Ariz.	L 89-91
1/20 Chaminade*	Phoenix, Ariz.	W 86-72
1/26 at Notre Dame de Namur*	Belmont, Calif.	W 83-77
1/27 at Notre Dame de Namur*	Belmont, Calif.	W 51-49
2/1 Dixie State College	Phoenix, Ariz.	L 81-90
2/7 BYU-Hawaii*	Phoenix, Ariz.	W 89-79
2/8 BYU-Hawaii*	Phoenix, Ariz.	W 78-67
2/10 Hawaii Pacific*	Phoenix, Ariz.	W 61-47
2/14 at Chaminade*	Honolulu, Hawaii	W 56-54
2/15 at Chaminade*	Honolulu, Hawaii	W 71-68
2/17 at Hawaii-Hilo*	Hilo, Hawaii	W 72-64
2/24 Dallas Baptist	Phoenix, Ariz.	W 98-61
3/2 Notre Dame de Namur*	Phoenix, Ariz.	W 82-62
3/3 Notre Dame de Namur*	Phoenix, Ariz.	W 80-68
3/9 vs Seattle Pacific^	Arcata, Calif.	W 87-65
3/10 at Humboldt St.^	Arcata, Calif.	L 81-95

*PacWest game

^NCAA West Region Tournament

2007-08 | 12-15

Conference Coach	DII - Pacific West Scott Mossman	Score
11/17 at N.M. Highlands	Las Vegas, N.M.	W 91-48
11/24 UC San Diego	Phoenix, Ariz.	W 72-62
11/28 at Western N.M.	Silver City, N.M.	L 52-67
12/8 CSU Dominguez Hills	Phoenix, Ariz.	L 59-68
12/15 Haskell College	Phoenix, Ariz.	W 105-69
12/22 Western N.M.	Phoenix, Ariz.	W 82-67
12/29 Adams State	Phoenix, Ariz.	W 84-58
1/2 Hawaii Pacific*	Phoenix, Ariz.	W 73-68
1/3 Hawaii Pacific*	Phoenix, Ariz.	W 95-92
1/5 BYU-Hawaii*	Phoenix, Ariz.	W 90-86
1/11 at Dixie State*	St. George, Utah	L 66-77
1/12 at Dixie State*	St. George, Utah	L 61-69
1/16 at Chaminade*	Honolulu, Hawaii	L 66-70
1/18 at Hawaii-Hilo*	Hilo, Hawaii	W 77-72
1/19 at Hawaii-Hilo*	Hilo, Hawaii	L 82-88
1/23 Hawaii-Hilo*	Phoenix, Ariz.	W 77-72
1/25 Chaminade*	Phoenix, Ariz.	L 73-76
1/26 Chaminade*	Phoenix, Ariz.	L 63-66
1/29 at UC San Diego	La Jolla, Calif.	L 52-62
2/6 Notre Dame de Namur*	Phoenix, Ariz.	L 66-77
2/7 Notre Dame de Namur*	Phoenix, Ariz.	W 74-67
2/9 Dixie State*	Phoenix, Ariz.	L 81-86
2/13 at Hawaii Pacific*	Kaneohe, Hawaii	L 78-85
2/15 at BYU-Hawaii*	Laie, Hawaii	L 78-104
2/16 at BYU-Hawaii*	Laie, Hawaii	L 70-74
2/19 Southwestern College	Phoenix, Ariz.	W 105-66
2/23 at Notre Dame de Namur*	Belmont, Calif.	L 69-81

*PacWest game

2008-09 | 13-14

Conference Coach	DII - Pacific West Dan Nichols	Score
11/15 at Western N.M.	Silver City, N.M.	L 78-80
11/18 at Azusa Pacific	Azusa, Calif.	L 52-93
11/22 CSU Los Angeles	Phoenix, Ariz.	W 68-64
11/26 Fort Lewis	Phoenix, Ariz.	L 69-86
11/28 Academy of Art	Phoenix, Ariz.	W 94-57
11/29 CSU Dominguez Hills	Phoenix, Ariz.	L 56-70
12/6 Western N.M.	Phoenix, Ariz.	W 69-42
12/20 vs CSU San Bernardino	Las Vegas, Nev.	W 76-71
12/21 vs UC San Diego	Las Vegas, Nev.	L 60-78
12/30 at Adams State	Alamosa, Colo.	W 76-64
1/2 at Notre Dame de Namur*	Belmont, Calif.	W 67-56
1/3 at Notre Dame de Namur*	Belmont, Calif.	L 68-69
1/9 Chaminade*	Phoenix, Ariz.	L 89-92
1/20 Hawaii-Hilo*	Phoenix, Ariz.	W 84-81
1/22 Dixie State*	Phoenix, Ariz.	L 59-68
1/23 Dixie State*	Phoenix, Ariz.	W 78-64
1/28 Portland Bible College	Phoenix, Ariz.	W 85-79
1/31 at Hawaii-Hilo*	Hilo, Hawaii	W 82-71
2/3 at Hawaii Pacific*	Kaneohe, Hawaii	L 65-78
2/5 at BYU-Hawaii*	Laie, Hawaii	L 81-101
2/7 at Chaminade*	Honolulu, Hawaii	L 65-68
2/11 Hawaii Pacific*	Phoenix, Ariz.	W 66-64
2/13 Notre Dame de Namur*	Phoenix, Ariz.	W 61-52
2/14 Notre Dame de Namur*	Phoenix, Ariz.	W 67-63
2/23 BYU-Hawaii*	Phoenix, Ariz.	L 71-86
3/5 at Dixie State*	St. George, Utah	L 63-79
3/6 at Dixie State*	St. George, Utah	L 60-69

*PacWest game

2009-10 | 16-16

Conference Coach	DII - Pacific West Russ Pennell	Record
10/30vs Western Wash.	Anaheim, Calif.	L 70-94
10/31vs San Francisco St.	Anaheim, Calif.	L 58-60
11/1 vs Kentucky Wesleyan	Anaheim, Calif.	L 49-71
11/17 at CSU Dominguez Hills*	Carson, Calif.	W 67-57
11/20vs N.M. Highlands	Durango, Colo.	L 74-81
11/21 at Fort Lewis	Durango, Colo.	L 52-92
11/24 California Baptist	Phoenix, Ariz.	W 53-48
11/27 vs St. Martin's	Bellingham, Wash.	L 67-81
11/28 at Western Wash.	Bellingham, Wash.	L 55-70
12/4 St. Martin's	Phoenix, Ariz.	W 67-58
12/5 Western Washington	Phoenix, Ariz.	L 50-67
12/11 at Alaska Fairbanks	Fairbanks, Alaska	W 77-72
12/12 vs Alaska Anchorage	Fairbanks, Alaska	L 38-67
12/19 at Seattle Pacific	Seattle, Wash.	L 57-70
12/22 at CSU Los Angeles	Los Angeles, Calif.	W 47-44
1/2 Seattle Pacific	Phoenix, Ariz.	W 69-68
1/7 Chaminade*	Phoenix, Ariz.	L 62-71
1/9 BYU-Hawaii*	Phoenix, Ariz.	L 64-69
1/14 at Dominican*	San Rafael, Calif.	L 59-68
1/16 at Notre Dame de Namur*	Belmont, Calif.	W 72-55
1/18 at Academy of Art*	San Francisco, Calif.	W 62-48
1/23 Notre Dame de Namur*	Phoenix, Ariz.	W 60-41
1/30 Dixie State*	Phoenix, Ariz.	W 82-80
2/6 at Dixie State*	St. George, Utah	L 68-78
2/14 at Hawaii Pacific*	Kaneohe, Hawaii	L 71-72
2/16 at BYU-Hawaii*	Laie, Hawaii	L 65-99
2/18 at Chaminade	Honolulu, Hawaii	W 78-58
2/20 at Hawaii-Hilo*	Hilo, Hawaii	W 67-61
2/25 Academy of Art*	Phoenix, Ariz.	W 73-49
2/27 Dominican*	Phoenix, Ariz.	W 67-55
3/4 Hawaii Pacific*	Phoenix, Ariz.	W 100-91
3/6 Hawaii-Hilo*	Phoenix, Ariz.	W 70-65

*PacWest game

2010-11 | 14-12

Conference Coach	DII - Pacific West Russ Pennell	Record
11/12 at Utah	Salt Lake City, Utah	L 66-90
11/19 Minnesota-Duluth	Phoenix, Ariz.	W 72-54
11/20 St. Cloud State	Phoenix, Ariz.	W 71-65
11/26 Washburn	Phoenix, Ariz.	L 81-86
11/27 Seattle Pacific	Phoenix, Ariz.	L 68-79
12/3 vs Central Michigan	Seattle, Wash.	L 52-56
12/4 at Seattle Pacific	Seattle, Wash.	L 52-71
12/17 Simon Fraser	Phoenix, Ariz.	W 74-72
12/18 MSU Billings	Phoenix, Ariz.	W 77-57
12/30 Southwestern College	Phoenix, Ariz.	W 93-66
1/8 at Dixie State*	St. George, Utah	W 71-68
1/18 at Notre Dame de Namur*	Belmont, Calif.	W 83-70
1/20 at Academy of Art*	San Francisco, Calif.	L 58-60
1/22 at Dominican*	San Rafael, Calif.	W 68-60
1/27 Chaminade*	Phoenix, Ariz.	W 66-57
1/29 BYU-Hawaii*	Phoenix, Ariz.	W 69-64
2/5 Dixie State*	Phoenix, Ariz.	L 59-70
2/10 Academy of Art*	Phoenix, Ariz.	W 76-62
2/12 Dominican*	Phoenix, Ariz.	W 77-62
2/17 Hawaii Pacific*	Phoenix, Ariz.	W 74-57
2/19 Hawaii-Hilo*	Phoenix, Ariz.	L 66-69
2/21 Notre Dame de Namur*	Phoenix, Ariz.	W 63-58
2/26 at Hawaii-Hilo*	Hilo, Hawaii	L 69-81
2/28 at Chaminade*	Honolulu, Hawaii	L 75-83
3/2 at BYU-Hawaii*	Laie, Hawaii	L 77-98
3/5 at Hawaii Pacific*	Kaneohe, Hawaii	L 70-74

*PacWest game

2011-12 | 19-8

Conference Coach	DII - Pacific West Russ Pennell	Record
11/11 at UNLV	Las Vegas, Nev.	L 66-83
11/16 The Master's	Phoenix, Ariz.	W 77-70
11/25 Seattle Pacific	Phoenix, Ariz.	W 67-58
11/26 Fort Lewis	Phoenix, Ariz.	W 81-66
12/3 Notre Dame de Namur*	Phoenix, Ariz.	W 76-66
12/10 Northern N.M.	Phoenix, Ariz.	W 69-49
12/16 St. Martin's	Phoenix, Ariz.	L 69-78
12/17 CSU San Bernardino	Phoenix, Ariz.	W 66-49
12/30 Arizona Christian	Phoenix, Ariz.	W 83-68
1/3 at Dominican*	San Rafael, Calif.	L 62-72
1/5 at Notre Dame de Namur*	Belmont, Calif.	L 65-70
1/11 Dominican*	Phoenix, Ariz.	W 81-54
1/16 at Dixie State*	St. George, Utah	L 56-73
1/19 Hawaii-Hilo*	Phoenix, Ariz.	W 77-64
1/24 Hawaii Pacific*	Phoenix, Ariz.	W 70-57
1/28 at BYU-Hawaii*	Laie, Hawaii	L 75-79
1/30 at Chaminade*	Honolulu, Hawaii	L 66-69
2/1 at Hawaii Pacific*	Kaneohe, Hawaii	W 73-56
2/4 at Hawaii-Hilo*	Hilo, Hawaii	W 84-71
2/11 at California Baptist*	Riverside, Calif.	W 65-55
2/13 Academy of Art*	Phoenix, Ariz.	W 75-59
2/20 BYU-Hawaii*	Phoenix, Ariz.	W 72-59
2/22 Chaminade*	Phoenix, Ariz.	W 77-69
2/25 at Academy of Art*	San Francisco, Calif.	W 82-50
3/1 California Baptist*	Phoenix, Ariz.	W 71-63
3/3 Dixie State*	Phoenix, Ariz.	W 73-72
3/9 at Western Wash.	Bellingham, Wash.	L 73-79

*Pac West game

2012-13 | 23-8

Conference Coach	DII - Pacific West Russ Pennell	Record
11/9 vs Winona State	Anaheim, Calif.	L 58-63
11/10 vs Northern State	Anaheim, Calif.	W 75-61
11/11 vs SW Minnesota St.	Anaheim, Calif.	L 59-69
11/14 Western N.M.	Phoenix, Ariz.	W 69-58
11/17 at UC San Diego	La Jolla, Calif.	W 65-52
11/23 Northwest Nazarene	Phoenix, Ariz.	W 74-68
11/24 CSU Dominguez Hills	Phoenix, Ariz.	W 78-69
11/26 Arizona Christian	Phoenix, Ariz.	W 78-67
11/28 Vanguard	Phoenix, Ariz.	W 76-60
12/3 Hawaii-Hilo*	Phoenix, Ariz.	W 74-68
12/5 Chaminade*	Phoenix, Ariz.	W 75-64
12/14 MSU Billings	Phoenix, Ariz.	W 71-61
12/17 Fresno Pacific*	Phoenix, Ariz.	W 75-73
12/29 Northern N.M.	Phoenix, Ariz.	W 82-69
1/2 at California Baptist*	Riverside, Calif.	W 77-74
1/5 at Point Loma*	San Diego, Calif.	W 63-51
1/10 at Dixie State*	St. George, Utah	L 66-71
1/12 at Fresno Pacific*	Fresno, Calif.	L 68-83
1/19 Point Loma*	Phoenix, Ariz.	W 55-40
1/21 Azusa Pacific*	Phoenix, Ariz.	W 50-49
1/26 California Baptist*	Phoenix, Ariz.	W 57-54
2/2 Dixie State*	Phoenix, Ariz.	L 64-65
2/9 at Holy Names	Oakland, Calif.	W 81-70
2/11 at Notre Dame de Namur*	Belmont, Calif.	W 81-53
2/14 at Azusa Pacific*	San Francisco, Calif.	W 105-78
2/16 at Dominican*	San Rafael, Calif.	W 62-61
2/23 Hawaii Pacific*	Phoenix, Ariz.	W 78-67
2/26 BYU-Hawaii*	Phoenix, Ariz.	W 75-73
3/2 at Azusa Pacific*	Los Angeles, Calif.	L 71-78
3/8 vs Chaminade^	Los Angeles, Calif.	L 45-58
3/15 vs Seattle Pacific&	Bellingham, Wash.	L 59-85

*PacWest game

^PacWest Conference Tournament
&NCAA West Region Tournament

2013-14 | 15-15

Conference Coach	DI - Western Athletic Dan Majerle (1st)	Record
11/1 UC San Diego (exh.)		L 63-71
11/8 vs. Loyola Marymount ¹		L 75-78
11/9 at San Diego		L 59-70
11/16 Western New Mexico		W 91-41
11/21 at Utah ²		L 54-79
11/22 vs. Savannah State ²		W 72-71
11/23 vs. Lamar ²		W 78-69
11/29 San Diego Christian		W 91-61
12/3 Vanguard		W 82-73
12/14 at Northern Arizona		L 61-63
12/18 at Tulsa		L 65-66
12/23 at New Mexico		L 68-80
12/29 at Chattanooga ³		L 64-69
12/30 vs. Middle Tennessee ³		L 56-79
1/2 Texas-Pan American*		W 91-85
1/4 New Mexico State*		L 62-84
1/9 at CSU Bakersfield*		W 66-63
1/11 at Utah Valley*		L 58-65
1/23 Idaho*		W 86-73
1/25 Seattle U*		W 71-63
1/30 at Chicago State*		W 76-75
2/1 at Kansas City*		W 72-53
2/6 Utah Valley*		L 68-79
2/8 CSU Bakersfield*		W 79-70
2/20 at Seattle U*		W 74-73
2/22 at Idaho*		L 77-83
2/27 Kansas City*		L 80-85
3/1 Chicago State*		W 84-74
3/6 at New Mexico State*		L 57-81
3/8 at Texas Pan-American*		W 79-78
3/19 Pacific ⁴		L 67-69

*WAC game

¹ neutral site at San Diego, Calif.

² Global Sports Hoops Showcase (Salt Lake City)

³ Dr. Pepper Classic (Chattanooga, Tenn.)

⁴ CollegeInsider.com Tournament
(played in Antelope Gymnasium)

2014-15 | 17-15

Conference Coach	DI - Western Athletic Dan Majerle (2nd)	Record
11/6 Western New Mexico (exh.)		W 74-47
11/14 at #1 Kentucky		L 45-85
11/17 Montana State		W 61-45
11/20 UT Arlington		L 64-66
11/21 Florida A&M		W 64-49
11/25 Buffalo		L 64-80
11/29 at Central Michigan		L 77-79
12/2 at Illinois-Chicago		W 66-61
12/6 Great Falls		W 80-61
12/9 Idaho State		L 51-67
12/13 at Indiana		L 66-94
12/15 Bethune-Cookman		W 60-50
12/17 Incarnate Word		L 80-82
12/20 St. Edwards		W 81-55
12/23 New Mexico		W 68-65
12/28 Abilene Christian		W 83-81
12/30 Harvard		L 59-72
1/4 UC Riverside		W 71-69
1/10 CSU Bakersfield*		W 73-65
1/15 at Utah Valley*		W 83-74
1/22 at New Mexico State*		L 63-85
1/24 at Texas Pan-American*		L 72-73
1/29 Kansas City*		W 78-57
1/31 Chicago State		L 55-56
2/5 at Seattle U*		W 66-64
2/7 at CSU Bakersfield*		W 78-76
2/14 Utah Valley*		W 83-57
2/19 Texas Pan-American*		W 64-59
2/21 New Mexico State*		L 55-72
2/26 at Chicago State*		L 70-74
2/28 at Kansas City*		L 65-70
3/7 Seattle U*		W 83-70
3/18 Northern Arizona ¹		L 70-75

*WAC game

¹ CollegeInsider.com Tournament

HISTORY » GAME-BY-GAME RESULTS

2015-16 | 27-7

Conference DI - Western Athletic
Coach Dan Majerle (3rd)

11/5	New Mexico Highlands (exh.)	W 84-53
11/13	Portland State	W 82-72
11/17	Black Hills State	W 88-72
11/19	Alcorn State	W 79-46
11/23	Mississippi Valley State	W 94-60
11/30	Hampton	W 63-51
12/3	Central Michigan	W 75-72
12/5	at Louisville	L 63-111
12/8	Southern ¹	W 70-56
12/13	Omaha ¹	L 104-108
12/15	Delaware State	W 88-59
12/18	at San Diego State	W 52-45
12/21	vs. Houston ¹	W 78-69
12/22	vs. Marshall ¹	W 85-81
12/28	at SIU-Edwardsville	W 86-75
1/3	Bethune-Cookman	W 74-53
1/7	UT Rio Grande Valley*	W 83-63
1/9	New Mexico State*	W 79-75
1/16	Utah Valley*	W 99-88
1/21	at Chicago State*	W 90-65
1/23	at Kansas City*	W 85-78
1/28	CSU Bakersfield*	W 70-64
1/30	Seattle U*	L 57-59
2/4	at New Mexico State*	L 50-70
2/6	at UT Rio Grande Valley*	W 64-58
2/9	Benedictine	W 95-71
2/12	at Seattle U*	W 71-60
2/18	Kansas City*	W 78-66
2/20	Chicago State*	W 67-52
2/27	at CSU Bakersfield*	L 62-77
3/1	at #24 Saint Mary's	L 64-73
3/5	at Utah Valley*	W 86-79
3/14	South Carolina State ²	W 78-74
3/17	Jackson State ²	W 64-54
3/23	at Coastal Carolina ²	L 58-60

*WAC game

¹Global Sports Classic (two campus games, two in Las Vegas)

²CollegeInsider.com Tournament

2016-17 | 22-9

Conference DI - Western Athletic
Coach Dan Majerle (4th)

11/3	Adams State (exh.)	W 88-83
11/12	at #1 Duke ¹	L 61-96
11/15	at Penn State ¹	L 76-85
11/19	vs. Albany ¹	W 82-77
11/20	vs. Marist ¹	W 84-72
11/25	Coppin State	W 70-37
11/28	SIU-Edwardsville	L 64-76
12/3	#14 Louisville	L 70-79
12/7	San Diego State	W 76-72
12/10	Illinois-Chicago	W 73-69
12/14	at #19 Arizona	L 54-64
12/17	Mississippi Valley State	W 72-62
12/20	Alcorn State	W 63-53
12/22	Arkansas-Pine Bluff	W 89-49
12/28	Cal Poly	W 71-64
12/31	at UC Riverside	L 56-76
1/7	Utah Valley*	W 82-72
1/12	at New Mexico State*	L 69-81
1/14	at UT Rio Grande Valley*	W 79-66
1/17	San Diego Christian	W 90-58
1/21	Seattle U*	W 61-59
1/26	at Kansas City*	L 77-83
1/28	at Chicago State*	W 85-77
1/31	Bethesda	W 95-66
2/4	CSU Bakersfield*	L 62-65
2/9	UT Rio Grande Valley*	W 76-57
2/11	New Mexico State*	W 83-71
2/16	at Seattle U*	W 61-58
2/18	at Utah Valley*	W 77-71
2/23	Chicago State*	W 82-59
2/25	Kansas City*	W 84-77
3/4	at CSU Bakersfield*	W 58-52

*WAC game

¹Naim Smith Memorial Basketball Hall of Fame Tip-off (two campus games, two in Uncasville, Conn.)

2017-18 | 22-12

Conference DI - Western Athletic
Coach Dan Majerle (5th)

10/22	at Nevada (exh.)	L 72-81
11/2	Saint Francis (Ill.) (exh.)	W 89-49
11/10	Florida A&M	W 67-51
11/13	Robert Morris ¹	W 75-61
11/18	Little Rock ¹	W 76-51
11/20	Norfolk State ¹	W 85-60
11/25	San Diego ¹	L 62-72
12/2	UC Riverside	W 68-56
12/5	vs. St. John's ²	L 60-68
12/9	Grambling State	W 87-53
12/11	North Carolina Central	W 64-59
12/13	at Boise State	L 80-85 (20T)
12/18	Mississippi Valley State	W 71-38
12/21	Longwood	W 86-56
12/23	at Louisville	L 56-74
12/27	vs. Morgan State ³	W 100-74
12/30	at Illinois	L 58-62
1/6	at Seattle U*	W 73-57
1/11	New Mexico State*	L 59-70
1/13	UT Rio Grande Valley*	W 84-71
1/18	at Chicago State*	W 86-58
1/20	at Kansas City*	W 86-69
1/23	William Jessup	W 96-80
1/27	at Utah Valley*	L 56-68
2/1	Kansas City*	W 79-62
2/3	Chicago State*	W 89-55
2/8	at UT Rio Grande Valley*	L 81-83
2/10	at New Mexico State*	L 70-74
2/17	at CSU Bakersfield*	L 58-71
2/22	Seattle U*	W 76-64
2/24	Utah Valley*	W 60-59
3/3	CSU Bakersfield*	W 81-68
3/8	vs. (6) Kansas City*	W 77-74
3/9	vs. (2) Utah Valley ⁴	W 75-60
3/10	vs. (1) New Mexico State ⁴	L 58-72
3/14	Mercer ⁵	L 73-78

*WAC game

¹Grand Canyon Classic (campus sites)

²BBVA Compass Valley of the Sun Shootout (Talking Stick Resort Arena)

³neutral site: Orleans Arena, Las Vegas

⁴WAC Tournament

⁵College Basketball Invitational

2018-19 | 20-14

Conference DI - Western Athletic
Coach Dan Majerle (6th)

10/30	Montana State-Billings (exh.)	W 97-60
11/6	at South Dakota State	L 74-79
11/10	Delaware State	W 89-47
11/12	Jacksonville	W 76-59
11/16	Arkansas State	W 96-72
11/22	vs. Seton Hall ¹	L 75-82
11/23	vs. Utah ¹	L 66-75
11/25	vs. La Salle ¹	W 82-70
12/1	Boise State	W 69-67
12/9	vs. Nevada ²	L 66-74
12/15	at Texas	L 60-98
12/19	at Northern Iowa	W 73-62
12/22	Mississippi Valley State	W 85-64
12/29	at San Diego	L 58-61
1/3	Utah Valley*	W 71-60
1/5	Seattle U*	W 71-57
1/10	at New Mexico State*	L 64-67
1/12	at UT Rio Grande Valley*	W 69-65
1/17	Chicago State*	W 80-46
1/19	Kansas City*	W 78-50
1/26	at California Baptist*	W 90-73
2/2	at CSU Bakersfield*	W 72-59
2/7	UT Rio Grande Valley*	L 69-72
2/9	New Mexico State*	L 64-67
2/14	at Kansas City*	L 75-87
2/16	at Chicago State*	W 90-59
2/21	California Baptist*	W 91-58
2/27	Eastern New Mexico	W 95-64
3/2	CSU Bakersfield*	W 73-69
3/7	at Utah Valley*	L 70-82
3/9	at Seattle U*	L 76-83
3/14	vs. (6) Seattle U ³	W 84-75
3/15	vs. (2) Utah Valley ³	W 78-74
3/16	vs. (1) New Mexico State ³	L 57-89
3/20	at West Virginia ⁴	L 63-77

*WAC game

¹Wooden Legacy (Fullerton, Calif.)

²Air Force Reserve Colangelo Classic presented by Citi (Talking Stick Resort Arena)

³WAC Tournament (Orleans Arena, Las Vegas)

⁴College Basketball Invitational

2019-20 | 13-17

Conference DI - Western Athletic
Coach Dan Majerle (7th)

10/30	CSU San Bernardino (exh.)	W 87-60
11/5	Davenport	L 73-82
11/8	Illinois	L 71-83
11/13	at San Diego State	L 61-86
11/16	Arkansas-Pine Bluff	W 67-54
11/19	Montana State	W 69-56
11/22	vs. Valparaiso ¹	L 74-78
11/23	vs. Fordham ¹	L 58-70
11/25	vs. Illinois State ¹	W 68-63
11/30	Purdue-Fort Wayne	L 60-71
12/3	Mount St. Mary's	W 75-67 (OT)
12/8	vs. Liberty ²	L 61-70
12/12	Northern Iowa	L 58-82
12/17	at New Mexico	L 71-91
12/21	Eastern Illinois	W 85-63
1/4	at CSU Bakersfield*	L 62-69
1/11	California Baptist*	L 57-61
1/16	at Chicago State*	W 78-64
1/19	at Kansas City*	W 69-66
1/23	Seattle U*	W 80-77
1/25	Utah Valley*	L 69-73
1/30	at UT Rio Grande Valley*	W 87-79
2/1	at New Mexico State*	L 52-72
2/8	at California Baptist*	W 103-98
2/13	Kansas City*	W 71-66 (OT)
2/15	Chicago State*	W 71-47
2/20	at Seattle U*	L 89-95
2/22	at Utah Valley*	L 80-92
2/27	New Mexico State*	L 53-67
2/29	UT Rio Grande Valley*	L 80-88
3/7	CSU Bakersfield*	W 64-61

* WAC game

¹ Paradise Jam (St. Thomas, U.S. Virgin Islands)

² Air Force Reserve Colangelo Classic presented by Citi (Talking Stick Resort Arena)

WAC Tournament canceled due to COVID-19

2020-21 | 17-7

Conference DI - Western Athletic
Coach Bryce Drew (1st)

11/25	Grambling State	W 69-53
11/28	Benedictine Mesa	W 94-63
12/1	Mississippi Valley State	W 88-49
12/11	Nevada	W 87-77
12/13	#23 Arizona State	L 70-71
12/20	vs. San Francisco ¹	L 65-68
12/22	vs. Colorado ¹	L 64-74
1/8	at Tarleton*	W 75-72
1/9	at Tarleton*	W 59-48
1/15	Bethesda	W 121-62
1/16	Bethesda	W 98-47
1/22	at Dixie State*	W 77-74
1/23	at Dixie State*	W 81-46
1/29	New Mexico State*	W 70-62
1/30	New Mexico State*	W 65-53
2/19	California Baptist*	W 71-61
2/20	California Baptist*	L 62-65
2/26	at Seattle U*	L 57-63
2/27	at Seattle U*	W 81-71
3/5	Utah Valley*	L 55-59
3/6	Utah Valley* ²	W 74-64
3/12	vs. (5) Seattle U ³	W 81-47
3/13	vs. (3) New Mexico State ³	W 74-56
3/20	vs. (2) Iowa ⁴	L 74-86

* WAC game

¹ Far West Classic (T-Mobile Arena, Las Vegas, Nev.)

² clinched first WAC regular-season co-championship, No. 1 tournament seed

³ WAC Tournament (Orleans Arena, Las Vegas)

⁴ NCAA Tournament (Farmers Coliseum, Indianapolis, Ind.)

Season shortened due to COVID-19

WAC scheduling format changed due to COVID-19

OUTLOOK

REVIEW

TEAM

THIS IS GCU

HISTORY

HISTORY » RECORD VS. OPPONENT

SCHOOL	OVR	H	A	N	SCHOOL	OVR	H	A	N	SCHOOL	OVR	H	A	N
Abilene Christian	2-0	1-0	0-0	1-0	Conordia (Neb.)	2-0	2-0	0-0	0-0	Loyola Marymount	0-1	0-0	0-0	0-1
Academy of Art	7-1	4-0	3-1	0-0	Concordia (Tex.)	1-0	0-0	0-0	1-0	Lubbock Christian	4-1	2-0	2-1	0-0
Adams State	11-11	6-3	4-8	1-0	Coppin State	1-0	1-0	0-0	0-0	Marist	1-0	1-0	0-0	0-0
Alaska-Anchorage	8-8	5-0	2-6	1-2	Cumberlands	1-0	0-0	0-0	1-0	Marshall	1-0	0-0	0-0	1-0
Alaska-Fairbanks	8-2	5-0	2-2	1-0	Dallas	1-0	0-0	0-0	1-0	Marymount	0-1	0-0	0-0	0-1
Albany	1-0	0-0	0-0	1-0	Dallas Baptist	2-0	1-0	1-0	0-0	Mercer	0-1	0-1	0-0	0-0
Albuquerque	2-1	1-0	1-0	0-1	Davenport	0-1	0-1	0-0	0-0	Metro State	2-1	1-0	1-1	0-0
Alcorn State	3-0	2-0	0-0	1-0	Delaware State	2-0	2-0	0-0	0-0	Montana Western	2-1	2-0	0-0	0-1
Ambassador College	4-0	2-0	2-0	0-0	Denver	1-0	0-0	0-0	1-0	MidAmerica Nazarene	1-0	1-0	0-0	0-0
Anderson (Ind.)	1-0	1-0	0-0	0-0	Dixie State	6-12	3-5	3-7	0-0	Middle Tennessee	0-1	0-0	0-0	0-1
Arizona	0-5	0-0	0-5	0-0	Doane College	1-0	1-0	0-0	0-0	Midwestern State	1-0	0-0	0-0	1-0
Arizona Christian	11-0	9-0	2-0	0-0	Dominican (Calif.)	5-2	3-0	2-2	0-0	Millikin	1-0	1-0	0-0	0-0
Arizona State	0-2	0-1	0-1	0-0	Drury	3-2	2-0	0-0	0-0	Minnesota-Duluth	2-0	2-0	0-0	0-0
Arkansas-Pine Bluff	2-0	2-0	0-0	0-0	Duke	0-1	0-0	0-1	0-0	Minnesota State Moorhead	1-0	0-0	0-0	1-0
Arkansas State	1-0	1-0	0-0	0-0	East Central	1-0	0-0	0-0	1-0	Minot State	1-0	0-0	0-0	1-0
Assumption College	1-0	1-0	0-0	0-0	East Stroudsburg	1-0	0-0	0-0	1-0	Mississippi Valley State	5-0	5-0	0-0	0-0
Auburn-Montgomery	1-0	0-0	0-0	1-0	East Texas Baptist	1-0	0-0	0-0	1-0	Missouri-St. Louis	2-0	2-0	0-0	0-0
Augustana (S.D.)	0-1	0-1	0-0	0-0	Eastern Arizona	5-23	4-10	1-13	0-0	Missouri S&T	1-0	1-0	0-0	0-0
Azusa Pacific	6-10	6-2	0-6	0-2	Eastern Illinois	1-0	1-0	0-0	0-0	Missouri State	0-2	0-0	0-0	0-2
Benedictine (Mesa)	2-0	2-0	0-0	0-0	Eastern Michigan	0-1	0-1	0-0	0-0	Missouri Western State	0-2	0-0	0-0	0-2
Bethany College (Kan.)	1-0	0-0	0-0	1-0	Eastern New Mexico	27-12	18-1	8-11	1-0	Montana State	2-0	2-0	0-0	0-0
Bethesda College	3-0	3-0	0-0	0-0	Emporia State	2-2	2-1	0-0	0-1	Montana State Billings	9-3	7-0	2-2	0-1
Bethune-Cookman	2-0	2-0	0-0	0-0	Ferris State	0-1	0-1	0-0	0-0	Montana State - Northern	2-0	1-0	1-0	0-0
Biola	10-8	6-1	4-6	0-1	Findlay	0-1	0-1	0-0	0-0	Morgan State	1-0	0-0	0-0	1-0
Black Hills State	2-0	2-0	0-0	0-0	Florida A&M	2-0	2-0	0-0	0-0	Mount St. Mary's	1-0	1-0	0-0	0-0
Boise State	1-1	1-0	0-1	0-0	Florida International	1-0	1-0	0-0	0-0	Nebraska-Kearney	3-0	1-0	1-0	1-0
Briar Cliff	2-0	1-0	0-0	1-0	Fordham	0-1	0-0	0-0	0-1	Nebraska Wesleyan	1-0	1-0	0-0	0-0
Bridgeport (Conn.)	1-0	1-0	0-0	0-0	Fort Hays State	3-1	2-0	0-1	1-0	Nevada	1-1	1-0	0-0	0-1
Buffalo	0-1	0-1	0-0	0-0	Fort Lewis	26-15	14-7	9-7	3-1	New Hampshire	0-1	0-1	0-0	0-0
BYU-Hawaii	8-12	7-3	1-9	0-0	Fresno Pacific	4-2	3-1	0-1	1-0	New Mexico	1-4	1-0	0-4	0-0
California Baptist	61-10	35-5	26-5	0-0	Fresno State	0-1	0-0	0-1	0-0	New Mexico Highlands	25-11	13-1	9-10	3-0
Cal Baptist - Covina	10-1	6-0	4-1	0-0	Grambling State	2-0	2-0	0-0	0-0	New Mexico Military Institute	1-1	0-0	1-1	0-0
Cal Lutheran	13-7	9-2	3-5	1-0	Greenville	2-0	2-0	0-0	0-0	New Mexico State	5-15	4-5	0-8	1-2
Cal Poly	1-0	1-0	0-0	0-0	Hampton	1-0	1-0	0-0	0-0	Newberry	0-1	0-0	0-0	0-1
Cal Poly Pomona	15-18	8-8	7-9	0-1	Harvard	0-1	0-1	0-0	0-0	Norfolk State	1-0	1-0	0-0	0-0
Caldwell	2-0	1-0	0-0	1-0	Hawai'i-Hilo	16-6	8-3	7-3	1-0	North Carolina Central	1-0	1-0	0-0	0-0
CSU Bakersfield	20-24	13-6	6-15	1-3	Hawai'i Pacific	14-5	9-0	5-5	0-0	North Central	1-0	0-0	0-0	1-0
Chico State	10-7	4-3	3-4	3-0	Holy Names	1-0	0-0	1-0	0-0	North Dakota	2-1	1-0	0-0	1-1
CSU Dominguez Hills	30-23	20-7	9-15	1-1	Hope International	7-0	4-0	3-0	0-0	North Florida	--	--	--	--
CSU East Bay	1-0	1-0	0-0	0-0	Houston	1-0	0-0	0-0	1-0	North Park	1-0	1-0	0-0	0-0
Cal State LA	14-17	9-7	5-8	0-2	Humboldt State	1-1	1-0	0-0	0-1	Northern Arizona	16-32	12-9	4-23	0-0
Cal State Monterey Bay	1-1	1-1	0-0	0-0	Husson	1-0	1-0	0-0	0-0	Northern Iowa	1-1	0-1	1-0	0-0
CSUN	3-3	0-0	3-2	0-1	Idaho	1-1	1-0	0-1	0-0	Northwest Nazarene	2-2	1-1	0-0	1-1
Cal State San Bernardino	8-20	4-10	3-10	1-0	Idaho State	0-1	0-1	0-0	0-0	Northwestern College (Iowa)	1-0	0-0	0-0	1-0
Cameron	0-2	0-1	0-1	0-0	Illinois	0-2	0-1	0-1	0-0	Northwestern Oklahoma State	0-1	0-0	0-0	0-1
Catawba	1-0	0-0	0-0	1-0	Illinois-Chicago	2-0	1-0	1-0	0-0	Notre Dame de Namur	16-4	9-1	7-3	0-0
Central Arkansas	2-0	2-0	0-0	0-0	Illinois State	1-0	0-0	0-0	1-0	Notre Dame of Maryland	1-0	0-0	0-0	1-0
Central Oklahoma	2-1	1-0	0-0	1-1	Illinois Wesleyan	1-0	0-0	0-0	1-0	Occidental	13-0	8-0	4-0	1-0
Central Methodist (Mo.)	1-0	1-0	0-0	0-0	Imperial Valley College	4-0	2-0	2-0	0-0	Oklahoma City	2-0	0-0	0-0	2-0
Central Michigan	1-1	1-0	0-1	0-0	Incarnate Word	0-1	0-1	0-0	0-0	Oklahoma Panhandle State	2-1	1-1	0-0	1-0
Central State	2-0	0-0	0-0	2-0	Indiana	0-1	0-0	0-1	0-0	Olivet Nazarene (Ill.)	1-0	1-0	0-0	0-0
Central Washington	2-2	1-1	1-0	0-1	Indiana University of Penn.	0-1	0-0	0-0	0-1	Omaha	1-1	1-1	0-0	0-0
Chaminade	12-16	7-7	4-8	1-1	Iowa	0-1	0-0	0-0	0-1	Oral Roberts	0-2	0-1	0-1	0-0
Chapman	5-4	4-0	1-3	0-1	IUPUI	2-0	2-0	0-0	0-0	Ottawa (Ariz.)	--	--	--	--
Chicago State	12-2	6-1	6-1	0-0	Jackson State	1-0	1-0	0-0	0-0	Ottawa (Kan.)	1-0	0-0	1-0	0-0
Christian Brothers	0-1	0-1	0-0	0-0	Jacksonville	1-0	1-0	0-0	0-0	Pacific	0-1	0-1	0-0	0-0
Claremont McKenna	5-1	2-0	2-0	1-1	Jacksonville State	0-2	0-1	0-0	0-1	Pacific Lutheran	1-0	0-0	0-0	1-0
Clarion (Pa.)	0-1	0-0	0-0	0-1	Kansas City	13-4	8-1	4-3	1-0	Palo Verde	10-2	5-1	5-1	0-0
Clarke (Iowa)	1-0	1-0	0-0	0-0	Kansas State	0-1	0-0	0-1	0-0	Penn State	0-1	0-0	0-1	0-0
Coastal Carolina	0-1	0-0	0-1	0-0	Kentucky	0-1	0-0	0-1	0-0	Pepperdine	--	--	--	--
College of Artesia	3-1	2-0	0-1	1-0	Kentucky Wesleyan	0-1	0-0	0-0	0-1	Phoenix College	4-7	2-4	2-3	0-0
College of Idaho	4-0	3-0	0-0	1-0	La Verne	24-6	15-2	9-4	0-0	Point Loma	25-14	11-4	13-10	1-0
College of Santa Fe	27-9	16-2	10-7	1-0	Lamar	1-0	0-0	0-0	1-0	Pomona-Pitzer	4-1	1-0	1-1	2-0
Colorado	0-1	0-0	0-0	0-1	Langston	2-1	2-0	0-0	0-1	Portland Bible College	1-0	1-0	0-0	0-0
Colorado Christian	3-1	3-0	0-0	0-1	Lewis & Clark	1-0	0-0	0-0	1-0	Portland State	1-0	1-0	0-0	0-0
Colorado-Colorado Springs	2-0	1-0	1-0	0-0	Liberty	0-1	0-0	0-0	0-1	Prairie View A&M	--	--	--	--
Colorado Mesa	14-4	5-1	4-3	5-0	Life Pacific (Calif.)	--	--	--	--	Providence (Mont.)	1-0	1-0	0-0	0-0
Colorado School of Mines	8-0	3-0	0-0	5-0	Little Rock	1-0	1-0	0-0	0-0	Puget Sound	1-1	1-0	0-1	0-0
Colorado State-Pueblo	8-5	4-0	2-2	2-3	Longwood	1-0	1-0	0-0	0-0	Purdue Fort Wayne	0-1	0-1	0-0	0-0
Concordia (Calif.)	2-1	1-1	0-0	1-0	Louisville	0-3	0-1	0-2	0-0	Regis College	1-0	0-0	0-0	1-0

SCHOOL	OVR	H	A	N
Regis University	2-1	1-0	0-0	1-1
Rider	1-0	1-0	0-0	0-0
Robert Morris	1-0	1-0	0-0	0-0
Rockhurst	1-0	1-0	0-0	0-0
Sacramento State	1-1	1-0	0-1	0-0
Saint Ambrose (Iowa)	1-0	1-0	0-0	0-0
Saint Anselm	0-1	0-1	0-0	0-0
Saint Joseph's	4-9	3-4	1-5	0-0
Saint Martin's	3-2	2-1	0-0	1-1
Saint Mary's	0-1	0-0	0-1	0-0
Saint Michael's	4-11	4-3	0-8	0-0
Saint Xavier (Ill.)	1-3	1-3	0-0	0-0
Sam Houston	--	--	--	--
San Diego	11-11	6-3	5-8	0-0
San Diego Christian	10-2	7-1	3-1	0-0
San Diego State	3-1	1-0	2-1	0-0
San Francisco	0-2	0-0	0-1	0-1
San Francisco State	13-6	7-1	6-3	0-2
Savannah State	1-0	0-0	0-0	1-0
Seattle Pacific	12-7	7-1	1-5	4-1
Seattle U	15-4	7-1	6-3	2-0
Simon Fraser (B.C.)	1-0	1-0	0-0	0-0
Simpson	1-0	0-0	1-0	0-0
Sonoma State	7-7	3-4	3-3	1-0
South Carolina State	1-0	1-0	0-0	0-0
South Dakota	1-0	1-0	0-0	0-0
South Dakota State	0-2	0-1	0-1	0-0
South Florida	0-1	0-0	0-0	0-1
Southern Illinois-Edwardsville	2-1	1-1	1-0	0-0
Southern Indiana	0-1	0-0	0-1	0-0
Southern Nazarene	3-0	1-0	1-0	1-0
Southern New Hampshire	0-1	0-1	0-0	0-0
Southern	1-0	1-0	0-0	0-0
Southern Utah	37-15	21-2	10-11	6-2
Southwest Minnesota State	0-1	0-0	0-0	0-1
Southwestern Coll. (Kan.)	1-0	1-0	0-0	0-0
St. Cloud State	1-0	1-0	0-0	0-0
St. Edward's	1-0	1-0	0-0	0-0
St. John's	0-1	0-0	0-0	0-1
St. Mary's (Texas)	1-0	0-0	0-0	1-0
St. Thomas	13-3	13-3	0-0	0-0
Stanislaus State	11-8	9-2	2-6	0-0
Stephen F. Austin	--	--	--	--
Sul Ross State	2-0	0-0	1-0	1-0
Tabor Coll. (Kan.)	1-0	0-0	0-0	1-0
Tarleton	4-0	1-0	2-0	1-0
Tennessee-Chattanooga	0-1	0-0	0-1	0-0
Texas	0-1	0-0	0-1	0-0
Texas College	1-0	0-0	0-0	1-0
Texas Lutheran	1-0	0-0	0-0	1-0
Texas Wesleyan	1-1	1-0	0-1	0-0
Tulsa	0-1	0-0	0-1	0-0
The Master's College	21-0	14-0	6-0	1-0
Transylvania	0-1	0-1	0-0	0-0
UC Davis	4-12	2-5	1-5	1-2
UC Irvine	2-0	1-0	1-0	0-0
UC Riverside	22-13	13-2	8-9	1-2
UC San Diego	10-7	5-2	5-4	0-1
UC Santa Cruz	1-0	0-0	0-0	1-0
US International	4-0	2-0	2-0	0-0
Utah	0-3	0-0	0-2	0-1
Utah Valley	11-8	6-3	3-5	2-0
UNLV	3-3	3-0	0-3	0-0
UT Arlington	0-1	0-1	0-0	0-0
UT Rio Grande Valley	10-4	5-2	5-2	0-0
UTSA	--	--	--	--
Valparaiso	0-1	0-0	0-0	0-1
Vanguard	17-2	8-1	4-1	5-0
Virginia State	1-0	0-0	0-0	1-0
West Georgia	1-0	0-0	0-0	1-0

SCHOOL	OVR	H	A	N
Wisconsin-Oshkosh	1-0	1-0	0-0	0-0
Wisconsin-Parkside	1-0	0-0	0-0	1-0
Wisconsin-Stevens Point	1-0	1-0	0-0	0-0
Walsh (Ohio)	0-1	0-1	0-0	0-0
Washburn	0-2	0-1	0-0	0-1
Wayland Baptist (TX)	2-4	2-0	0-4	0-0
Wayne State	0-1	0-1	0-0	0-0
Waynesburg	1-0	0-0	0-0	1-0
Weber State	0-1	0-0	0-1	0-0
West Coast Baptist	1-0	0-0	1-0	0-0
West Texas A&M	1-2	1-0	0-2	0-0
Western New Mexico	41-37	28-11	11-22	2-4
Western Oregon	1-1	1-0	0-0	0-1
Western State Colorado	14-5	10-1	3-4	1-0
Western Washington	0-6	0-1	0-4	0-1
Westminster College (Utah)	3-0	1-0	0-0	2-0
Westmont	7-8	2-5	4-3	1-0
Wheaton Academy	1-0	1-0	0-0	0-0
Whittier	1-0	1-0	0-0	0-0
William Jessup	1-0	1-0	0-0	0-0
William Jewell (Mo.)	1-1	1-1	0-0	0-0
Willamette	1-0	0-0	0-0	1-0
Winona State	1-2	1-0	0-0	0-2
Wyoming	--	--	--	--

HISTORY » SERIES BY OPPONENT

NOTE: Full series included against current Division I programs. For results against non-Division I programs, visit GCU Lopes.com/MBBHistory.

ABILENE CHRISTIAN WILDCATS

OVERALL **2-0** HOME **1-0** AWAY — NEUTRAL **1-0**

12/28/1984	vs Abilene Christian	W 80-64	Grand Junction, Colo.
12/28/2014	vs Abilene Christian	W 83-81	Phoenix, Ariz.

ALBANY GREAT DANES

OVERALL **1-0** HOME — AWAY — NEUTRAL **1-0**

11/19/2016	vs Albany	W 82-77	Uncasville, Conn.
------------	-----------	---------	-------------------

ALCORN STATE BRAVES

OVERALL **3-0** HOME **2-0** AWAY — NEUTRAL **1-0**

03/14/1975	vs Alcorn State	W 88-68	
11/19/2015	vs Alcorn State	W 79-46	Phoenix, Ariz.
12/20/2016	vs Alcorn State	W 63-53	Phoenix, Ariz.

ARIZONA WILDCATS

OVERALL **0-5** HOME — AWAY **0-5** NEUTRAL —

01/06/1978	at Arizona	L 66-78	Tucson, Ariz.
12/13/1978	at Arizona	L 78-90	Tucson, Ariz.
12/08/1979	at Arizona	L 60-69	Tucson, Ariz.
12/30/1980	at Arizona	L 60-74	Tucson, Ariz.
12/14/2016	at Arizona	L 54-64	Tucson, Ariz.

ARIZONA STATE SUN DEVILS

OVERALL **0-2** HOME **0-1** AWAY **0-1** NEUTRAL —

01/22/1980	at Arizona State	L 68-80	Tempe, Ariz.
11/05/2011	vs Arizona State (exh.)	L 69-89	Phoenix, Ariz.
12/13/2020	vs Arizona State	L 70-71	Phoenix, Ariz.



The Lopes and Sun Devils open GCU Arena in 2011

ARKANSAS STATE RED WOLVES

OVERALL **1-0** HOME **1-0** AWAY — NEUTRAL —

11/16/2018	vs Arkansas State	W 96-72	Phoenix, Ariz.
------------	-------------------	---------	----------------

ARKANSAS-PINE BLUFF GOLDEN LIONS

OVERALL **2-0** HOME **2-0** AWAY — NEUTRAL —

12/22/2016	vs Arkansas-Pine Bluff	W 89-49	Phoenix, Ariz.
11/16/2019	vs Arkansas-Pine Bluff	W 67-54	Phoenix, Ariz.

BETHUNE-COOKMAN WILDCATS

OVERALL **2-0** HOME **2-0** AWAY — NEUTRAL —

12/15/2014	vs Bethune-Cookman	W 60-50	Phoenix, Ariz.
01/03/2016	vs Bethune-Cookman	W 74-53	Phoenix, Ariz.

BOISE STATE BRONCOS

OVERALL **1-1** HOME **1-0** AWAY **0-1** NEUTRAL —

12/13/2017	at Boise State	L 80-85	Boise, Idaho
12/01/2018	vs Boise State	W 69-67	Phoenix, Ariz.

BUFFALO BULLS

OVERALL **0-1** HOME **0-1** AWAY — NEUTRAL —

11/25/2014	vs Buffalo	L 64-80	Phoenix, Ariz.
------------	------------	---------	----------------



GCU hosts Bobby Hurley's Buffalo team in 2014

CAL POLY MUSTANGS

OVERALL **1-0** HOME **1-0** AWAY — NEUTRAL —

12/28/2016	vs Cal Poly	W 71-64	Phoenix, Ariz.
------------	-------------	---------	----------------

CBU CALIFORNIA BAPTIST LANCERS

OVERALL **61-10** HOME **35-5** AWAY **26-5** NEUTRAL —

02/08/1956	at Cal Baptist	W 93-76	Riverside, Calif.
02/02/1957	at Cal Baptist	W 86-68	Riverside, Calif.
02/09/1957	vs Cal Baptist	W 73-46	Phoenix, Ariz.
02/08/1958	at Cal Baptist	W 87-45	Riverside, Calif.
02/22/1958	vs Cal Baptist	W 93-69	Phoenix, Ariz.
01/23/1959	vs Cal Baptist	W 99-56	Phoenix, Ariz.
02/07/1959	at Cal Baptist	W 82-48	Riverside, Calif.
12/05/1959	at Cal Baptist	W 87-64	Riverside, Calif.
01/22/1960	vs Cal Baptist	W 85-58	Phoenix, Ariz.
12/02/1960	at Cal Baptist	W 98-72	Riverside, Calif.
01/24/1961	vs Cal Baptist	W 93-77	Phoenix, Ariz.
11/29/1961	at Cal Baptist	W 101-65	Riverside, Calif.
12/14/1962	at Cal Baptist	W 97-69	Riverside, Calif.
01/08/1963	vs Cal Baptist	W 111-77	Phoenix, Ariz.

02/11/1964	vs Cal Baptist	W 95-86	Phoenix, Ariz.
12/18/1964	vs Cal Baptist	L 71-76	Phoenix, Ariz.
12/19/1964	vs Cal Baptist	W 80-70	Phoenix, Ariz.
12/17/1965	vs Cal Baptist	W 120-84	Phoenix, Ariz.
12/18/1965	vs Cal Baptist	W 105-92	Phoenix, Ariz.
02/04/1966	at Cal Baptist	W 109-99	Riverside, Calif.
12/15/1966	vs Cal Baptist	W 103-96	Phoenix, Ariz.
12/16/1966	vs Cal Baptist	W 99-86	Phoenix, Ariz.
02/03/1967	at Cal Baptist	L 70-76	Riverside, Calif.
02/01/1968	vs Cal Baptist	W 86-58	Phoenix, Ariz.
02/02/1968	vs Cal Baptist	W 74-69	Phoenix, Ariz.
02/10/1968	at Cal Baptist	W 69-60	Riverside, Calif.
01/24/1969	at Cal Baptist	L 70-72	Riverside, Calif.
02/04/1969	vs Cal Baptist	W 98-69	Phoenix, Ariz.
12/12/1969	vs Cal Baptist	W 86-61	Phoenix, Ariz.
12/13/1969	vs Cal Baptist	W 85-73	Phoenix, Ariz.
01/23/1970	at Cal Baptist	W 93-77	Riverside, Calif.
12/18/1970	vs Cal Baptist	W 101-82	Phoenix, Ariz.
12/19/1970	vs Cal Baptist	L 59-60	Phoenix, Ariz.
01/22/1971	at Cal Baptist	W 85-78	Riverside, Calif.
12/04/1971	vs Cal Baptist	W 71-69	Phoenix, Ariz.
01/28/1972	at Cal Baptist	L 69-73	Riverside, Calif.
12/16/1972	vs Cal Baptist	W 91-80	Phoenix, Ariz.
12/19/1972	vs Cal Baptist	L 64-69	Phoenix, Ariz.
01/18/1973	at Cal Baptist	L 67-77	Riverside, Calif.
12/08/1973	at Cal Baptist	W 88-66	Riverside, Calif.
01/10/1974	at Cal Baptist	W 75-56	Riverside, Calif.
12/14/1974	vs Cal Baptist	W 86-73	Phoenix, Ariz.
01/17/1975	at Cal Baptist	W (forf)	Riverside, Calif.
12/12/1975	vs Cal Baptist	W 96-83	Phoenix, Ariz.
01/16/1976	at Cal Baptist	L 80-85	Riverside, Calif.
02/10/1977	at Cal Baptist	W 69-68	Riverside, Calif.
12/10/1977	vs Cal Baptist	W 109-70	Phoenix, Ariz.
01/13/1979	at Cal Baptist	W 77-76	Riverside, Calif.
02/03/1979	vs Cal Baptist	W 79-69	Phoenix, Ariz.
12/15/1979	vs Cal Baptist	W 75-62	Phoenix, Ariz.
02/02/1980	at Cal Baptist	W 27-26	Riverside, Calif.
01/06/1981	vs Cal Baptist	W 76-65	Phoenix, Ariz.
02/12/1981	at Cal Baptist	W 40-37	Riverside, Calif.
01/09/1982	vs Cal Baptist	W 79-39	Phoenix, Ariz.
02/18/1982	at Cal Baptist	W 80-40	Riverside, Calif.
01/15/1983	at Cal Baptist	W 76-47	Riverside, Calif.
01/22/1983	vs Cal Baptist	W 61-43	Phoenix, Ariz.
01/14/1984	vs Cal Baptist	W 56-46	Phoenix, Ariz.
02/18/1984	at Cal Baptist	W 62-52	Riverside, Calif.
01/27/1990	vs Cal Baptist	W 93-61	Phoenix, Ariz.
11/24/2009	vs Cal Baptist	W 53-48	Phoenix, Ariz.
* 02/11/2012	at Cal Baptist	W 65-55	Riverside, Calif.
* 03/01/2012	vs Cal Baptist	W 71-63	Phoenix, Ariz.
* 01/02/2013	at Cal Baptist	W 77-74	Riverside, Calif.
* 01/26/2013	at Cal Baptist	W 57-54	Phoenix, Ariz.
* 01/26/2019	at California Baptist	W 90-73	Riverside, Calif.
* 02/21/2019	vs California Baptist	W 91-58	Phoenix, Ariz.
* 01/11/2020	vs California Baptist	L 57-61	Phoenix, Ariz.
* 02/08/2020	at California Baptist	W 103-98	Riverside, Calif.
* 2/19/2021	vs California Baptist	W 71-61	Phoenix, Ariz.
* 2/20/2021	vs California Baptist	L 62-65	Phoenix, Ariz.

CENTRAL ARKANSAS BEARS

OVERALL **2-0** HOME **2-0** AWAY — NEUTRAL —

11/24/1995	vs Central Arkansas	W 95-87	Phoenix, Ariz.
11/24/2001	vs Central Arkansas	W 74-72	Phoenix, Ariz.

CENTRAL MICHIGAN CHIPPEWAS

OVERALL **1-1** HOME **1-0** AWAY **0-1** NEUTRAL —

11/29/2014	at Central Michigan	L 77-79	Mt. Pleasant, Mich.
12/03/2015	vs Central Michigan	W 75-72	Phoenix, Ariz.

CHICAGO STATE COUGARS

OVERALL **12-2** HOME **6-1** AWAY **6-1** NEUTRAL **—**

*01/30/2014	at Chicago State	W 76-75	Chicago, Ill.
*03/01/2014	vs Chicago State	W 84-74	Phoenix, Ariz.
*01/31/2015	vs Chicago State	L 55-56	Phoenix, Ariz.
*02/26/2015	at Chicago State	L 70-74	Chicago, Ill.
*01/21/2016	at Chicago State	W 90-65	Chicago, Ill.
*02/20/2016	vs Chicago State	W 67-52	Phoenix, Ariz.
*01/28/2017	at Chicago State	W 85-77	Chicago, Ill.
*02/23/2017	vs Chicago State	W 82-59	Phoenix, Ariz.
*01/18/2018	at Chicago State	W 86-58	Chicago, Ill.
*02/03/2018	vs Chicago State	W 89-55	Phoenix, Ariz.
*01/17/2019	vs Chicago State	W 80-46	Phoenix, Ariz.
*02/16/2019	at Chicago State	W 90-59	Chicago, Ill.
*01/16/2020	at Chicago State	W 78-64	Chicago, Ill.
*02/15/2020	vs Chicago State	W 71-47	Phoenix, Ariz.

*01/25/1997	at CSU Bakersfield	L 55-57	Bakersfield, Calif.
*02/15/1997	vs CSU Bakersfield	W 66-56	Phoenix, Ariz.
03/07/1997	vs CSU Bakersfield	L 70-80	Phoenix, Ariz.
*01/17/1998	vs CSU Bakersfield	L 70-81	Phoenix, Ariz.
*02/07/1998	at CSU Bakersfield	W 69-68	Bakersfield, Calif.
*01/15/1999	at CSU Bakersfield	L 57-85	Bakersfield, Calif.
*02/26/1999	vs CSU Bakersfield	W 77-68	Phoenix, Ariz.
*01/15/2000	vs CSU Bakersfield	W 70-62	Phoenix, Ariz.
*02/25/2000	at CSU Bakersfield	L 54-81	Bakersfield, Calif.
*01/06/2001	at CSU Bakersfield	L 62-67	Bakersfield, Calif.
*02/16/2001	vs CSU Bakersfield	L 67-75	Phoenix, Ariz.
*12/15/2001	vs CSU Bakersfield	L 57-81	Phoenix, Ariz.
*02/08/2002	at CSU Bakersfield	L 65-77	Bakersfield, Calif.
*01/03/2003	vs CSU Bakersfield	W 72-70	Phoenix, Ariz.
*02/08/2003	at CSU Bakersfield	L 63-76	Bakersfield, Calif.
*01/23/2004	at CSU Bakersfield	L 59-79	Phoenix, Ariz.
*02/14/2004	vs CSU Bakersfield	L 67-85	Phoenix, Ariz.
01/04/2005	at CSU Bakersfield	L 75-83	Bakersfield, Calif.
12/13/2005	vs CSU Bakersfield	L 74-77	Phoenix, Ariz.
01/24/2006	at CSU Bakersfield	L 72-76	Bakersfield, Calif.
*01/09/2014	at CSU Bakersfield	W 66-63	Bakersfield, Calif.
*02/08/2014	vs CSU Bakersfield	W 79-70	Phoenix, Ariz.
*01/10/2015	vs CSU Bakersfield	W 73-65	Phoenix, Ariz.
*02/07/2015	at CSU Bakersfield	W 78-76	Bakersfield, Calif.
*01/28/2016	vs CSU Bakersfield	W 70-64	Phoenix, Ariz.
*02/27/2016	at CSU Bakersfield	L 62-77	Bakersfield, Calif.
*02/04/2017	vs CSU Bakersfield	L 62-65	Phoenix, Ariz.
*03/04/2017	at CSU Bakersfield	W 58-52	Bakersfield, Calif.
*02/17/2018	at CSU Bakersfield	L 58-71	Bakersfield, Calif.
*03/03/2018	vs CSU Bakersfield	W 81-68	Phoenix, Ariz.
*02/02/2019	at CSU Bakersfield	W 72-59	Bakersfield, Calif.
*03/02/2019	vs CSU Bakersfield	W 73-69	Phoenix, Ariz.
*01/04/2020	at CSU Bakersfield	L 62-69	Bakersfield, Calif.
*03/07/2020	vs CSU Bakersfield	W 64-61	Phoenix, Ariz.

*01/08/2011	at Dixie State	W 71-68	St. George, Utah
*02/05/2011	vs Dixie State	L 59-70	Phoenix, Ariz.
*01/16/2012	at Dixie State	L 56-73	St. George, Utah
*03/03/2012	vs Dixie State	W 73-72	Phoenix, Ariz.
*01/10/2013	at Dixie State	L 66-71	St. George, Utah
*02/02/2013	vs Dixie State	L 64-65	Phoenix, Ariz.
*1/22/2021	at Dixie State	W 77-74	St. George, Utah
*1/23/2021	at Dixie State	W 81-46	St. George, Utah

DUKE BLUE DEVILS

OVERALL **0-1** HOME **—** AWAY **0-1** NEUTRAL **—**
11/12/2016 at Duke L 61-96 Durham, N.C.

EASTERN ILLINOIS PANTHERS

OVERALL **1-0** HOME **1-0** AWAY **—** NEUTRAL **—**
12/21/2019 vs Eastern Illinois W 85-63 Phoenix, Ariz.

FLORIDA A&M RATTTLERS

OVERALL **2-0** HOME **2-0** AWAY **—** NEUTRAL **—**
11/21/2014 vs Florida A&M W 64-49 Phoenix, Ariz.
11/10/2017 vs Florida A&M W 67-51 Phoenix, Ariz.

FLORIDA INTERNATIONAL PANTHERS

OVERALL **1-0** HOME **1-0** AWAY **—** NEUTRAL **—**
11/30/1982 vs Florida Int'l W 58-55 Phoenix, Ariz.

FORDHAM RAMS

OVERALL **0-1** HOME **—** AWAY **—** NEUTRAL **0-1**
11/23/2019 vs Fordham L 58-70 St. Thomas, USVI

FRESNO STATE BULLDOGS

OVERALL **0-1** HOME **—** AWAY **0-1** NEUTRAL **—**
12/03/2004 at Fresno State L 53-63 Fresno, Calif.

GRAMBLING STATE TIGERS

OVERALL **2-0** HOME **2-0** AWAY **—** NEUTRAL **—**
12/09/2017 vs Grambling State W 87-53 Phoenix, Ariz.
11/25/2020 vs Grambling State W 69-53 Phoenix, Ariz.

HAMPTON PIRATES

OVERALL **1-0** HOME **1-0** AWAY **—** NEUTRAL **—**
11/30/2015 vs Hampton W 63-51 Phoenix, Ariz.

HARVARD CRIMSON

OVERALL **0-1** HOME **0-1** AWAY **—** NEUTRAL **—**
12/30/2014 vs Harvard L 59-72 Phoenix, Ariz.

HOUSTON COUGARS

OVERALL **1-0** HOME **—** AWAY **—** NEUTRAL **1-0**
12/21/2015 vs Houston W 78-69 Las Vegas, Nev.

CAL STATE NORTHRIDGE MATADORS

OVERALL **3-3** HOME **—** AWAY **3-2** NEUTRAL **0-1**
12/04/1959 at San Fernando State W 73-71 Northridge, Calif.
11/18/1983 vs CS Northridge L 49-66 Northridge, Calif.
12/08/1984 at CS Northridge L 67-68 Northridge, Calif.
02/15/1994 at CS Northridge L 84-95 Northridge, Calif.
01/30/1995 at CS Northridge W 88-82 Northridge, Calif.
01/09/1996 at CS Northridge W 78-67 Northridge, Calif.

DELAWARE STATE HORNETS

OVERALL **2-0** HOME **2-0** AWAY **—** NEUTRAL **—**
12/15/2015 vs Delaware State W 88-59 Phoenix, Ariz.
11/10/2018 vs Delaware State W 89-47 Phoenix, Ariz.

DENVER PIONEERS

OVERALL **1-0** HOME **—** AWAY **—** NEUTRAL **1-0**
03/06/1989 vs Denver W 111-88

DIXIE STATE TRAILBLAZERS

OVERALL **6-12** HOME **3-5** AWAY **3-7** NEUTRAL **—**
02/01/2007 vs Dixie State L 81-90 Phoenix, Ariz.
*01/11/2008 at Dixie State L 66-77 St. George, Utah
*01/12/2008 at Dixie State L 61-69 St. George, Utah
*02/09/2008 vs Dixie State L 81-86 Phoenix, Ariz.
*01/22/2009 vs Dixie State L 59-68 Phoenix, Ariz.
01/23/2009 vs Dixie State W 78-64 Phoenix, Ariz.
*03/05/2009 at Dixie State L 63-79 St. George, Utah
03/06/2009 at Dixie State L 60-69 St. George, Utah
*01/30/2010 vs Dixie State W 82-80 Phoenix, Ariz.
*02/06/2010 at Dixie State L 68-78 St. George, Utah

COASTAL CAROLINA CHANTICLEERS

OVERALL **0-1** HOME **—** AWAY **0-1** NEUTRAL **—**
03/23/2016 at Coastal Carolina L 58-60 Conway, S.C.



GCU's longest D-I postseason ended at CCU

COLORADO BUFFALOES

OVERALL **0-1** HOME **—** AWAY **—** NEUTRAL **0-1**
12/22/2020 vs Colorado L 64-74 Las Vegas, Nev.

COPPIN STATE EAGLES

OVERALL **1-0** HOME **1-0** AWAY **—** NEUTRAL **—**
11/25/2016 vs Coppin State W 70-37 Phoenix, Ariz.

CSU BAKERSFIELD ROADRUNNERS

OVERALL **20-24** HOME **13-6** AWAY **6-15** NEUTRAL **1-3**
12/19/1984 at CSU Bakersfield L 64-80 Bakersfield, Calif.
12/14/1991 vs CSU Bakersfield W 87-70 Phoenix, Ariz.
12/12/1992 at CSU Bakersfield L 81-88 Bakersfield, Calif.
03/12/1993 vs CSU Bakersfield L 68-98 Phoenix, Ariz.
*01/14/1995 at CSU Bakersfield L 59-68 Bakersfield, Calif.
*02/04/1995 vs CSU Bakersfield W 83-75 Phoenix, Ariz.
03/03/1995 vs CSU Bakersfield W 86-78 Phoenix, Ariz.
*01/20/1996 vs CSU Bakersfield W 68-66 Phoenix, Ariz.
*02/10/1996 at CSU Bakersfield W 59-57 Bakersfield, Calif.
03/08/1996 vs CSU Bakersfield L 65-71 Phoenix, Ariz.

HISTORY » SERIES BY OPPONENT

IDAHO VANDALS

OVERALL **1-1** HOME **1-0** AWAY **0-1** NEUTRAL **—**

*01/23/2014 vs Idaho W 86-73 Phoenix, Ariz.
*02/22/2014 at Idaho L 77-83 Moscow, Idaho

IDAHO STATE BENGALS

OVERALL **0-1** HOME **0-1** AWAY **—** NEUTRAL **—**

12/09/2014 vs Idaho State L 51-67 Phoenix, Ariz.

ILLINOIS FIGHTING ILLINI

OVERALL **0-2** HOME **0-1** AWAY **0-1** NEUTRAL **—**

12/30/2017 at Illinois L 58-62 Champaign, Ill.
11/08/2019 vs Illinois L 71-83 Phoenix, Ariz.



Oscar Frayer threw down a viral dunk in 2017

ILLINOIS STATE REDBIRDS

OVERALL **1-0** HOME **—** AWAY **—** NEUTRAL **1-0**

11/25/2019 vs Illinois State W 68-63 St. Thomas, USVI

ILLINOIS-CHICAGO FLAMES

OVERALL **2-0** HOME **1-0** AWAY **1-0** NEUTRAL **—**

12/02/2014 at Illinois-Chicago W 66-61 Chicago, Ill.
12/10/2016 vs Illinois-Chicago W 73-69 Phoenix, Ariz.

INCARNATE WORD CARDINALS

OVERALL **0-1** HOME **0-1** AWAY **—** NEUTRAL **—**

12/17/2014 vs Incarnate Word L 80-82 Phoenix, Ariz.

INDIANA HOOSIERS

OVERALL **0-1** HOME **—** AWAY **0-1** NEUTRAL **—**

12/13/2014 at Indiana L 66-94 Bloomington, Ind.

IOWA HAWKEYES

OVERALL **0-1** HOME **—** AWAY **—** NEUTRAL **0-1**

3/20/2021 vs Iowa (NCAAT) L 74-86 Indianapolis, Ind.

IUPUI JAGUARS

OVERALL **2-0** HOME **2-0** AWAY **—** NEUTRAL **—**

01/13/1996 vs IUPUI W 92-83 Phoenix, Ariz.
12/19/1997 vs IUPUI W 87-85 Phoenix, Ariz.

JACKSON STATE TIGERS

OVERALL **1-0** HOME **1-0** AWAY **—** NEUTRAL **—**

03/17/2016 vs Jackson State W 64-54 Phoenix, Ariz.

JACKSONVILLE DOLPHINS

OVERALL **1-0** HOME **1-0** AWAY **—** NEUTRAL **—**

11/12/2018 vs Jacksonville W 76-59 Phoenix, Ariz.

JACKSONVILLE STATE GAMECOCKS

OVERALL **0-2** HOME **0-1** AWAY **—** NEUTRAL **0-1**

11/19/1994 vs Jacksonville State L 72-102 Phoenix, Ariz.
12/02/1994 vs Jacksonville State L 79-85

KANSAS CITY KANGAROOS

OVERALL **13-4** HOME **8-1** AWAY **4-3** NEUTRAL **1-0**

12/19/1974 vs UMKC W 70-58 Phoenix, Ariz.
12/09/1977 vs UMKC W 75-70 Phoenix, Ariz.
*02/01/2014 at Kansas City W 72-53 Kansas City, Mo.
*02/27/2014 vs Kansas City L 80-85 Phoenix, Ariz.
*01/29/2015 vs Kansas City W 78-57 Phoenix, Ariz.
*02/28/2015 at Kansas City L 65-70 Kansas City, Mo.
*01/23/2016 at Kansas City W 85-78 Kansas City, Mo.
*02/18/2016 vs Kansas City W 78-66 Phoenix, Ariz.
*01/26/2017 at UMKC L 77-83 Kansas City, Mo.
*02/25/2017 vs Kansas City W 84-77 Phoenix, Ariz.
*01/20/2018 at UMKC W 86-69 Kansas City, Mo.
*02/01/2018 vs UMKC W 79-62 Phoenix, Ariz.
03/08/2018 vs UMKC W 77-74 Las Vegas, Nev.
*01/19/2019 vs Kansas City W 78-50 Phoenix, Ariz.
*02/14/2019 at Kansas City L 75-87 Kansas City, Mo.
*01/19/2020 at Kansas City W 69-66 Kansas City, Mo.
*02/13/2020 vs Kansas City W 71-66 Phoenix, Ariz.

KANSAS STATE WILDCATS

OVERALL **0-1** HOME **—** AWAY **0-1** NEUTRAL **—**

12/01/1986 at Kansas State L 57-93 Manhattan, Kan.

KENTUCKY WILDCATS

OVERALL **0-1** HOME **—** AWAY **0-1** NEUTRAL **—**

11/14/2014 at Kentucky L 45-85 Lexington, Ky.

LA SALLE EXPLORERS

OVERALL **1-0** HOME **—** AWAY **—** NEUTRAL **1-0**

11/25/2018 vs La Salle W 82-70 Fullerton, Calif.

LAMAR CARDINALS

OVERALL **1-0** HOME **—** AWAY **—** NEUTRAL **1-0**

11/23/2013 vs Lamar W 78-69 Salt Lake City, Utah

LIBERTY FLAMES

OVERALL **0-1** HOME **—** AWAY **—** NEUTRAL **0-1**

12/08/2019 vs Liberty L 61-70 Phoenix, Ariz.

LITTLE ROCK TROJANS

OVERALL **1-0** HOME **1-0** AWAY **—** NEUTRAL **—**

11/18/2017 vs Little Rock W 76-51 Phoenix, Ariz.

LONGWOOD LANCERS

OVERALL **1-0** HOME **1-0** AWAY **—** NEUTRAL **—**

12/21/2017 vs Longwood W 86-56 Phoenix, Ariz.

LOUISVILLE CARDINALS

OVERALL **0-3** HOME **0-1** AWAY **0-2** NEUTRAL **—**

12/05/2015 at Louisville L 63-111 Louisville, Ky.
12/03/2016 vs Louisville L 70-79 Phoenix, Ariz.
12/23/2017 at Louisville L 56-74 Louisville, Ky.



Pitino famously called GCU Arena the toughest place he'd ever played in 2016

LOYOLA MARYMOUNT LIONS

OVERALL **0-1** HOME **—** AWAY **—** NEUTRAL **0-1**

11/08/2013 vs Loyola Marymount L 75-78 San Diego, Calif.

MARIST RED FOXES

OVERALL **1-0** HOME **—** AWAY **—** NEUTRAL **1-0**

11/20/2016 vs Marist W 84-72 Uncasville, Conn.

MARSHALL THUNDERING HERD

OVERALL **1-0** HOME **—** AWAY **—** NEUTRAL **1-0**

12/22/2015 vs Marshall W 85-81 Las Vegas, Nev.

MERCER BEARS

OVERALL **0-1** HOME **0-1** AWAY **—** NEUTRAL **—**

03/14/2018 vs Mercer L 73-78 Phoenix, Ariz.

MIDDLE TENNESSEE BLUE RAIDERS

OVERALL **0-1** HOME **0-0** AWAY **0-1** NEUTRAL **0-1**

12/30/2013 vs Middle Tennessee L 56-79 Chattanooga, Tenn.

MISSISSIPPI VALLEY STATE DELTA DEVILS

OVERALL **5-0** HOME **5-0** AWAY **0-0** NEUTRAL **0-0**

11/23/2015 vs Mississippi Valley St.W 94-60 Phoenix, Ariz.
 12/17/2016 vs Mississippi Valley St.W 72-62 Phoenix, Ariz.
 12/18/2017 vs Mississippi Valley St.W 71-38 Phoenix, Ariz.
 12/22/2018 vs Mississippi Valley St.W 85-64 Phoenix, Ariz.
 12/1/2020 vs Mississippi Valley St.W 88-49 Phoenix, Ariz.

MISSOURI STATE BEARS

OVERALL **0-2** HOME **0-0** AWAY **0-2** NEUTRAL **0-2**

12/27/1965 vs Southwestern Mo. L 87-108 Alamosa, Colo.
 12/09/1978 vs Southwest Mo. St. L 69-75 Springfield, Mo.

MONTANA STATE BOBCATS

OVERALL **2-0** HOME **2-0** AWAY **0-0** NEUTRAL **0-0**

11/17/2014 vs Montana State W 61-45 Phoenix, Ariz.
 11/19/2019 vs Montana State W 69-56 Phoenix, Ariz.

MORGAN STATE BEARS

OVERALL **1-0** HOME **0-0** AWAY **1-0** NEUTRAL **1-0**

12/27/2017 vs Morgan State W 100-74 Las Vegas, Nev.

MOUNT ST. MARY'S MOUNTAINERS

OVERALL **1-0** HOME **1-0** AWAY **0-0** NEUTRAL **0-0**

12/03/2019 vs Mount St. Mary's W 75-67 Phoenix, Ariz.

NEVADA WOLF PACK

OVERALL **1-1** HOME **1-0** AWAY **0-1** NEUTRAL **0-1**

10/22/2017 at Nevada (exhib.) L 72-81 Reno, Nev.
 12/09/2018 vs Nevada L 66-74 Phoenix, Ariz.
 12/11/2020 vs Nevada W 87-77 Phoenix, Ariz.

NEW HAMPSHIRE WILDCATS

OVERALL **0-1** HOME **0-1** AWAY **0-0** NEUTRAL **0-0**

12/28/1998 vs New Hampshire L 73-78 Phoenix, Ariz.

NEW MEXICO LOBOS

OVERALL **1-4** HOME **1-0** AWAY **0-4** NEUTRAL **0-0**

12/11/1979 at New Mexico L 68-78 Albuquerque, N.M.
 01/04/1983 at New Mexico L 51-76 Albuquerque, N.M.
 12/23/2013 at New Mexico L 68-80 Albuquerque, N.M.
 12/23/2014 vs New Mexico W 68-65 Phoenix, Ariz.
 12/17/2019 at New Mexico L 71-91 Albuquerque, N.M.

NEW MEXICO STATE AGGIES

OVERALL **5-15** HOME **4-5** AWAY **0-8** NEUTRAL **1-2**

01/10/1984 at New Mexico State L 60-75 Las Cruces, N.M.
 * 01/04/2014 vs New Mexico State L 62-84 Phoenix, Ariz.
 * 03/06/2014 at New Mexico State L 57-81 Las Cruces, N.M.
 * 01/22/2015 at New Mexico State L 63-85 Las Cruces, N.M.
 * 02/21/2015 vs New Mexico State L 55-72 Phoenix, Ariz.

* 01/09/2016 vs New Mexico State W 79-75 Phoenix, Ariz.
 * 02/04/2016 at New Mexico State L 50-70 Las Cruces, N.M.
 * 01/12/2017 at New Mexico State L 69-81 Las Cruces, N.M.
 * 02/11/2017 vs New Mexico State W 83-71 Phoenix, Ariz.
 * 01/11/2018 vs New Mexico State L 59-70 Phoenix, Ariz.
 * 02/10/2018 at New Mexico State L 70-74 Las Cruces, N.M.
 03/10/2018 vs New Mexico State L 58-72 Las Vegas, Nev.
 * 01/10/2019 at New Mexico State L 75-77 Las Cruces, N.M.
 * 02/09/2019 vs New Mexico State L 64-67 Phoenix, Ariz.
 01/16/2019 vs New Mexico State L 57-89 Las Vegas, Nev.
 * 02/01/2020 at New Mexico State L 52-72 Las Cruces, N.M.
 * 02/27/2020 vs New Mexico State L 53-67 Phoenix, Ariz.
 * 1/29/2021 vs New Mexico State W 70-62 Phoenix, Ariz.
 * 1/30/2021 vs New Mexico State W 65-53 Phoenix, Ariz.
 3/13/2021 vs New Mexico State W 74-56 Las Vegas, Nev.

NORFOLK STATE SPARTANS

OVERALL **1-0** HOME **1-0** AWAY **0-0** NEUTRAL **0-0**

11/20/2017 vs Norfolk State W 85-60 Phoenix, Ariz.

NORTH CAROLINA CENTRAL EAGLES

OVERALL **1-0** HOME **1-0** AWAY **0-0** NEUTRAL **0-0**

12/11/2017 vs N.C. Central W 64-59 Phoenix, Ariz.

NORTH DAKOTA FIGHTING HAWKS

OVERALL **2-1** HOME **1-0** AWAY **1-1** NEUTRAL **1-1**


11/18/1995 vs North Dakota W 85-71 Phoenix, Ariz.
 12/22/1996 vs North Dakota L 71-78 Phoenix, Ariz.
 12/05/1997 vs North Dakota W 76-72 Phoenix, Ariz.

NORTHERN ARIZONA LUMBERJACKS

OVERALL **16-32** HOME **12-9** AWAY **4-23** NEUTRAL **0-0**

01/12/1954 at A.S.C. - Flagstaff L 58-75 Flagstaff, Ariz.
 02/23/1954 vs A.S.C. - Flagstaff L 52-75 Phoenix, Ariz.
 11/30/1954 at A.S.C. - Flagstaff L 46-90 Flagstaff, Ariz.
 11/30/1955 at A.S.C. - Flagstaff L 60-76 Flagstaff, Ariz.
 12/09/1958 at A.S.C. - Flagstaff W 71-65 Flagstaff, Ariz.
 02/10/1959 vs A.S.C. - Flagstaff W 79-57 Phoenix, Ariz.
 12/08/1959 at A.S.C. - Flagstaff L 70-83 Flagstaff, Ariz.
 02/01/1960 vs A.S.C. - Flagstaff L 60-91 Phoenix, Ariz.
 12/13/1960 at A.S.C. - Flagstaff L 70-91 Flagstaff, Ariz.
 12/31/1960 vs A.S.C. - Flagstaff W 56-52 Phoenix, Ariz.
 02/21/1961 vs A.S.C. - Flagstaff W 90-68 Phoenix, Ariz.
 12/12/1961 at A.S.C. - Flagstaff L 68-84 Flagstaff, Ariz.
 02/08/1962 vs A.S.C. - Flagstaff L 60-80 Phoenix, Ariz.
 12/11/1962 vs A.S.C. - Flagstaff L 65-72 Phoenix, Ariz.
 01/15/1963 at A.S.C. - Flagstaff L 71-90 Flagstaff, Ariz.
 12/10/1963 at A.S.C. - Flagstaff L 76-87 Flagstaff, Ariz.
 01/14/1964 vs A.S.C. - Flagstaff W 76-75 Phoenix, Ariz.
 01/12/1965 vs A.S.C. - Flagstaff L 67-84 Phoenix, Ariz.
 12/30/1965 at A.S.C. - Flagstaff L 73-90 Flagstaff, Ariz.
 01/07/1966 at A.S.C. - Flagstaff L 57-103 Flagstaff, Ariz.
 02/08/1966 vs A.S.C. - Flagstaff W 84-83 Phoenix, Ariz.
 01/07/1967 at Northern Arizona L 69-88 Flagstaff, Ariz.
 02/07/1967 vs Northern Arizona L 84-93 Phoenix, Ariz.
 01/09/1968 vs Northern Arizona L 60-92 Phoenix, Ariz.
 02/13/1968 at Northern Arizona L 70-89 Flagstaff, Ariz.
 01/14/1969 at Northern Arizona L 60-79 Flagstaff, Ariz.
 02/18/1969 vs Northern Arizona W 88-80 Phoenix, Ariz.
 01/10/1970 at Northern Arizona L 74-80 Flagstaff, Ariz.
 02/17/1970 vs Northern Arizona L 67-69 Phoenix, Ariz.
 01/12/1971 at Northern Arizona W 84-78 Flagstaff, Ariz.
 01/03/1972 at Northern Arizona L 56-73 Flagstaff, Ariz.
 02/15/1972 vs Northern Arizona W 70-64 Phoenix, Ariz.
 11/28/1972 at Northern Arizona L 60-64 Flagstaff, Ariz.

01/23/1973 vs Northern Arizona W 72-62 Phoenix, Ariz.
 01/14/1975 vs Northern Arizona W 84-74 Phoenix, Ariz.
 01/28/1975 at Northern Arizona L 73-87 Flagstaff, Ariz.
 01/13/1976 vs Northern Arizona W 78-72 Phoenix, Ariz.
 02/10/1976 at Northern Arizona W 63-58 Flagstaff, Ariz.
 01/18/1977 at Northern Arizona L 64-78 Flagstaff, Ariz.
 02/07/1977 vs Northern Arizona W 65-61 Phoenix, Ariz.
 12/07/1977 at Northern Arizona W 81-72 Flagstaff, Ariz.
 01/17/1978 vs Northern Arizona W 96-83 Phoenix, Ariz.
 01/10/1983 at Northern Arizona L 47-62 Flagstaff, Ariz.
 02/28/1984 at Northern Arizona L 57-73 Flagstaff, Ariz.
 12/04/1984 at Northern Arizona L 44-60 Flagstaff, Ariz.
 12/12/1987 at Northern Arizona L 81-84 Flagstaff, Ariz.
 12/14/2013 at Northern Arizona L 61-63 Flagstaff, Ariz.
 03/18/2015 vs Northern Arizona L 70-75 Phoenix, Ariz.



The NAIA Lopes defeat D-I NAU in 1977

OMAHA MAVERICKS

OVERALL **1-1** HOME **1-1** AWAY **0-0** NEUTRAL **0-0**

11/29/1997 vs Nebraska-Omaha W 88-84 Phoenix, Ariz.
 12/13/2015 vs Omaha L 104-108 Phoenix, Ariz.

ORAL ROBERTS GOLDEN EAGLES

OVERALL **0-2** HOME **0-1** AWAY **0-1** NEUTRAL **0-0**

01/30/1990 vs Oral Roberts L 93-97 Phoenix, Ariz.
 01/10/1991 at Oral Roberts L 79-88 Tulsa, Okla.

OREGON DUCKS

OVERALL **0-0** HOME **0-0** AWAY **0-0** NEUTRAL **0-0**

11/02/2011 at Oregon (exhib.) L 75-82 Eugene, Ore.

PACIFIC TIGERS

OVERALL **0-1** HOME **0-1** AWAY **0-0** NEUTRAL **0-0**

03/19/2014 vs Pacific L 67-69 Phoenix, Ariz.

PENN STATE NITTANY LIONS

OVERALL **0-1** HOME **0-0** AWAY **0-1** NEUTRAL **0-0**

11/15/2016 at Penn State L 76-85 State College, Pa.

OUTLOOK

REVIEW

TEAM

THIS IS GCU

HISTORY

HISTORY » SERIES BY OPPONENT

PORTLAND STATE VIKINGS
 OVERALL **1-0** HOME **1-0** AWAY **—** NEUTRAL **—**
 11/13/2015 vs Portland State W 82-72 Phoenix, Ariz.

PURDUE FORT WAYNE MASTADONS
 OVERALL **0-1** HOME **0-1** AWAY **—** NEUTRAL **—**
 11/30/2019 vs Purdue Fort Wayne L 60-71 Phoenix, Ariz.

RIDER BRONCS
 OVERALL **1-0** HOME **1-0** AWAY **—** NEUTRAL **—**
 11/30/1991 vs Rider College W 67-59 Phoenix, Ariz.

ROBERT MORRIS COLONIALS
 OVERALL **1-0** HOME **1-0** AWAY **—** NEUTRAL **—**
 11/13/2017 vs Robert Morris W 75-61 Phoenix, Ariz.

SACRAMENTO STATE HORNETS
 OVERALL **1-1** HOME **1-0** AWAY **0-1** NEUTRAL **—**
 01/22/1991 at Sacramento State L 67-70 Sacramento, Calif.
 02/19/1991 vs Sacramento State W 76-64 Phoenix, Ariz.

SAINT MARY'S GAELS
 OVERALL **0-1** HOME **—** AWAY **0-1** NEUTRAL **—**
 03/01/2016 at Saint Mary's L 64-73 Moraga, Calif.

SAN DIEGO TOREROS
 OVERALL **11-11** HOME **6-3** AWAY **5-8** NEUTRAL **—**
 12/21/1956 vs San Diego L 59-67 Phoenix, Ariz.
 01/31/1957 at San Diego L 68-82 San Diego, Calif.
 12/17/1957 vs San Diego L 69-84 Phoenix, Ariz.
 02/06/1958 at San Diego L 84-93 San Diego, Calif.
 02/26/1960 at San Diego W 83-74 San Diego, Calif.
 12/01/1961 at San Diego W 70-55 San Diego, Calif.
 01/15/1962 vs San Diego W 69-59 Phoenix, Ariz.
 02/22/1973 at San Diego L 71-92 San Diego, Calif.
 01/15/1974 vs San Diego W 79-61 Phoenix, Ariz.
 02/23/1974 at San Diego L 68-80 San Diego, Calif.
 02/06/1975 vs San Diego W 72-47 Phoenix, Ariz.
 02/21/1975 at San Diego W 68-65 San Diego, Calif.
 01/24/1976 vs San Diego W 82-68 Phoenix, Ariz.
 02/20/1976 at San Diego W 49-47 San Diego, Calif.
 01/06/1977 at San Diego W 78-57 San Diego, Calif.
 01/14/1977 vs San Diego W 71-60 Phoenix, Ariz.
 02/11/1977 at San Diego L 76-81 San Diego, Calif.
 01/21/1978 vs San Diego W 80-69 Phoenix, Ariz.
 02/03/1978 at San Diego L 71-91 San Diego, Calif.
 11/09/2013 at San Diego L 59-70 San Diego, Calif.
 11/25/2017 vs San Diego L 62-72 Phoenix, Ariz.
 12/29/2018 at San Diego L 58-61 San Diego, Calif.

SAN DIEGO STATE AZTECS
 OVERALL **3-1** HOME **1-0** AWAY **2-1** NEUTRAL **—**
 02/23/1980 at San Diego State W 86-68 San Diego, Calif.
 12/18/2015 at San Diego State W 52-45 San Diego, Calif.
 12/07/2016 vs San Diego State W 76-72 Phoenix, Ariz.
 11/13/2019 at San Diego State L 61-86 San Diego, Calif.

SAN FRANCISCO DONS
 OVERALL **0-2** HOME **—** AWAY **0-1** NEUTRAL **0-1**
 11/28/1980 at San Francisco L 63-78 San Francisco, Calif.
 12/20/2020 vs San Francisco L 65-68 Las Vegas, Nev.

SEATTLE U REDHAWKS
 OVERALL **15-4** HOME **7-1** AWAY **6-3** NEUTRAL **2-0**
 12/17/2002 vs Seattle U W 78-77 Phoenix, Ariz.
 * 01/25/2014 vs Seattle U W 71-63 Phoenix, Ariz.
 * 02/20/2014 at Seattle U W 74-73 Seattle, Wash.
 * 02/05/2015 at Seattle U W 66-64 Seattle, Wash.
 * 03/07/2015 vs Seattle U W 83-70 Phoenix, Ariz.
 * 01/30/2016 vs Seattle U L 57-59 Phoenix, Ariz.
 * 02/12/2016 at Seattle U W 71-60 Seattle, Wash.
 * 01/21/2017 vs Seattle U W 61-59 Phoenix, Ariz.
 * 02/16/2017 at Seattle U W 61-58 Seattle, Wash.
 * 01/06/2018 at Seattle U W 73-57 Seattle, Wash.
 * 02/22/2018 vs Seattle U W 76-64 Phoenix, Ariz.
 * 01/05/2019 vs Seattle U W 71-57 Phoenix, Ariz.
 * 03/09/2019 at Seattle U L 76-83 Seattle, Wash.
 03/14/2019 vs Seattle U W 84-75 Las Vegas, Nev.
 * 01/23/2020 vs Seattle U W 80-77 Phoenix, Ariz.
 * 02/20/2020 at Seattle U L 89-95 Seattle, Wash.
 * 2/26/2021 at Seattle U L 57-63 Seattle, Wash.
 * 2/27/2021 at Seattle U W 81-71 Seattle, Wash.
 3/12/2021 vs Seattle U W 81-47 Las Vegas, Nev.

SETON HALL PIRATES
 OVERALL **0-1** HOME **—** AWAY **—** NEUTRAL **0-1**
 11/22/2018 vs Seton Hall L 75-82 Fullerton, Calif.

SOUTH CAROLINA STATE BULLDOGS
 OVERALL **1-0** HOME **1-0** AWAY **—** NEUTRAL **—**
 03/14/2016 vs South Carolina St. W 78-74 Phoenix, Ariz.

SOUTH DAKOTA COYOTES
 OVERALL **1-0** HOME **1-0** AWAY **—** NEUTRAL **—**
 12/27/1993 vs South Dakota W 98-92 Phoenix, Ariz.

SOUTH DAKOTA STATE JACKRABBITS
 OVERALL **0-2** HOME **0-1** AWAY **0-1** NEUTRAL **—**
 11/28/1997 vs South Dakota State L 56-66 Phoenix, Ariz.
 11/06/2018 at South Dakota State L 74-79 Brookings, S.D.

SOUTH FLORIDA BULLS
 OVERALL **0-1** HOME **—** AWAY **—** NEUTRAL **0-1**
 12/04/2004 vs South Florida L 52-63 Fresno, Calif.

SIU EDWARDSVILLE COUGARS
 OVERALL **2-1** HOME **1-1** AWAY **1-0** NEUTRAL **—**
 01/04/1992 vs SIU-Edwardsville W 95-86 Phoenix, Ariz.
 12/28/2015 at SIU-Edwardsville W 86-75 Edwardsville, Ill.
 11/28/2016 vs SIU-Edwardsville L 64-76 Phoenix, Ariz.

SOUTHERN JAGUARS
 OVERALL **1-0** HOME **1-0** AWAY **—** NEUTRAL **—**
 12/08/2015 vs Southern W 70-56 Phoenix, Ariz.

SOUTHERN UTAH THUNDERBIRDS
 OVERALL **37-15** HOME **21-2** AWAY **10-11** NEUTRAL **6-2**

02/14/1964 vs College of S Utah W 84-77 Phoenix, AZ
 02/15/1965 vs College of S Utah L 76-83 Phoenix, AZ
 12/20/1965 at College of S Utah L 86-96 Cedar City, UT
 01/08/1966 vs College of S Utah W 99-63 Phoenix, AZ
 12/19/1966 at College of S Utah L 92-96 Cedar City, UT
 01/06/1967 vs College of S Utah W 78-67 Phoenix, AZ
 01/05/1968 vs Southern Utah St. L 84-94 Phoenix, AZ
 01/29/1968 at Southern Utah St. L 78-82 Cedar City, UT
 01/27/1969 at Southern Utah St. L 78-87 Cedar City, UT
 02/07/1969 vs Southern Utah St. W 101-77 Phoenix, AZ
 12/30/1969 vs Southern Utah St. L 81-88
 01/26/1970 at Southern Utah St. L 101-109 Cedar City, UT
 02/06/1970 vs Southern Utah St. W 125-86 Phoenix, AZ
 12/03/1971 vs Southern Utah St. W 73-71 Phoenix, AZ
 11/17/1972 at Southern Utah St. L 61-82 Cedar City, UT
 12/04/1972 vs Southern Utah St. W 97-77 Phoenix, AZ
 01/15/1973 at Southern Utah St. L 54-63 Cedar City, UT
 12/10/1973 at Southern Utah St. W 59-56 Cedar City, UT
 01/04/1974 vs Southern Utah St. W 84-74 Phoenix, AZ
 -03/05/1974 vs Southern Utah St. W 62-48
 11/29/1974 vs Southern Utah St. W 67-57 Phoenix, AZ
 01/04/1975 at Southern Utah St. W 83-77 Cedar City, UT
 03/03/1975 vs Southern Utah St. W 83-74
 12/09/1975 at Southern Utah St. W 89-88 Cedar City, UT
 02/28/1976 vs Southern Utah St. W 72-65 Phoenix, AZ
 03/03/1976 vs Southern Utah St. W 49-47
 12/06/1976 at Southern Utah St. L 66-68 Cedar City, UT
 12/18/1976 vs Southern Utah St. W 76-69 Phoenix, AZ
 03/02/1977 vs Southern Utah St. L 64-66
 01/10/1978 at Southern Utah St. W 73-71 Cedar City, UT
 03/02/1978 vs Southern Utah St. W 82-73 Phoenix, AZ
 03/04/1978 vs Southern Utah St. W 81-66
 03/06/1979 vs Southern Utah St. W 86-72
 11/27/1979 vs Southern Utah St. W 57-52 Phoenix, AZ
 02/12/1980 at Southern Utah St. W 84-69 Cedar City, UT
 12/09/1980 at Southern Utah St. L 78-88 Cedar City, UT
 01/31/1981 vs Southern Utah St. W 70-67 Phoenix, AZ
 11/30/1981 at Southern Utah St. L 59-66 Cedar City, UT
 01/30/1982 vs Southern Utah St. W 82-64 Phoenix, AZ
 01/18/1983 vs Southern Utah St. W 76-56 Phoenix, AZ
 12/10/1983 at Southern Utah St. W 80-76 Cedar City, UT
 01/30/1984 vs Southern Utah St. W 43-41 Phoenix, AZ
 11/18/1984 at Southern Utah St. W 71-70 Cedar City, UT
 12/06/1984 vs Southern Utah St. W 74-68 Phoenix, AZ
 03/04/1985 vs Southern Utah St. W 73-64 Grand Junction, Colo.
 12/02/1985 at Southern Utah St. W - Cedar City, UT
 12/05/1985 vs Southern Utah St. W 77-65 Phoenix, AZ
 01/24/1987 vs Southern Utah St. W 105-91 Phoenix, AZ
 02/14/1987 at Southern Utah St. L 97-130 Cedar City, UT
 01/23/1988 at Southern Utah St. W 121-101 Cedar City, UT
 02/15/1988 vs Southern Utah St. W 113-92 Phoenix, AZ
 12/08/1992 at Southern Utah W 76-74 Cedar City, UT

ST. JOHN'S RED STORM
 OVERALL **0-1** HOME **—** AWAY **—** NEUTRAL **0-1**
 12/05/2017 vs St. John's L 60-68 Phoenix, Ariz.

TARLETON TEXANS
 OVERALL **4-0** HOME **1-0** AWAY **2-0** NEUTRAL **1-0**
 11/17/1995 vs Tarleton State W 89-71 Phoenix, Ariz.
 12/18/1997 vs Tarleton State W 87-85
 * 1/8/2021 at Tarleton W 75-72 Stephenville, Texas
 * 1/9/2021 at Tarleton W 59-48 Stephenville, Texas

TENNESSEE-CHATTANOOGA MOCS

OVERALL **0-1** HOME **—** AWAY **0-1** NEUTRAL **—**

12/29/2013 at Tenn.-Chattanooga L 64-69 Chattanooga, Tenn.

TEXAS LONGHORNS

OVERALL **0-1** HOME **—** AWAY **0-1** NEUTRAL **—**

12/15/2018 at Texas L 60-98 Austin, Texas

TULSA GOLDEN HURRICANE

OVERALL **0-1** HOME **—** AWAY **0-1** NEUTRAL **—**

12/18/2013 at Tulsa L 65-66 Tulsa, Okla.

UC DAVIS AGGIES

OVERALL **4-12** HOME **2-5** AWAY **1-5** NEUTRAL **1-2**

03/07/1995 vs UC Davis L 88-92
 12/28/1996 vs UC Davis W 79-67 Phoenix, Ariz.
 03/06/1997 vs UC Davis W 78-66
 12/06/1997 vs UC Davis L 67-73
 *12/21/1998 vs UC Davis L 63-67 Phoenix, Ariz.
 *02/12/1999 at UC Davis L 49-71 Davis, Calif.
 *12/19/1999 at UC Davis W 58-51 Davis, Calif.
 *02/11/2000 vs UC Davis L 69-76 Phoenix, Ariz.
 *12/09/2000 at UC Davis L 53-77 Davis, Calif.
 *02/02/2001 vs UC Davis L 78-87 Phoenix, Ariz.
 *01/18/2002 at UC Davis L 70-81 Davis, Calif.
 *03/02/2002 vs UC Davis W 99-93 Phoenix, Ariz.
 *01/24/2003 vs UC Davis L 68-79 Phoenix, Ariz.
 *03/01/2003 at UC Davis L 64-67 Davis, Calif.
 *01/17/2004 vs UC Davis L 48-66 Phoenix, Ariz.
 *02/20/2004 at UC Davis L 69-85 Davis, Calif.

UC IRVINE ANTEATERS

OVERALL **2-0** HOME **1-0** AWAY **1-0** NEUTRAL **—**

01/16/1975 at UC Irvine W 70-63 Irvine, Calif.
 01/10/1976 vs UC Irvine W 83-70 Phoenix, Ariz.

UC RIVERSIDE HIGHLANDERS

OVERALL **22-13** HOME **13-2** AWAY **8-9** NEUTRAL **1-2**

02/01/1958 vs UC Riverside W 90-70 Phoenix, Ariz.
 02/07/1958 at UC Riverside W 76-61 Riverside, Calif.
 01/31/1959 vs UC Riverside W 85-57 Phoenix, Ariz.
 02/06/1959 at UC Riverside W 97-80 Riverside, Calif.
 02/27/1960 at UC Riverside W 81-58 Riverside, Calif.
 12/15/1962 at UC Riverside L 67-79 Riverside, Calif.
 02/05/1965 at UC Riverside L 75-81 Riverside, Calif.
 11/30/1974 vs UC Riverside L 55-64 Phoenix, Ariz.
 01/17/1976 at UC Riverside W 78-72 Riverside, Calif.
 12/02/1977 at UC Riverside W 95-69 Riverside, Calif.
 12/13/1980 vs UC Riverside W 56-54 Phoenix, Ariz.
 01/04/1982 at UC Riverside W 72-70 Riverside, Calif.
 12/18/1982 vs UC Riverside W 67-54 Phoenix, Ariz.
 01/04/1985 vs UC Riverside L 59-66
 12/17/1988 vs UC Riverside W 91-90 Phoenix, Ariz.
 01/10/1989 at UC Riverside L 78-92 Riverside, Calif.
 12/28/1989 vs UC Riverside W 71-64
 03/13/1992 vs UC Riverside L 61-74
 01/02/1993 vs UC Riverside W 105-65 Phoenix, Ariz.
 *01/28/1995 vs UC Riverside W 90-86 Phoenix, Ariz.
 *02/18/1995 at UC Riverside L 69-76 Riverside, Calif.
 03/04/1995 at UC Riverside W 72-62 Riverside, Calif.
 *02/03/1996 at UC Riverside L 69-77 Riverside, Calif.
 *02/24/1996 vs UC Riverside W 86-78 Phoenix, Ariz.

*01/18/1997 vs UC Riverside W 78-67 Phoenix, Ariz.
 *02/08/1997 at UC Riverside W 64-60 Riverside, Calif.
 *01/31/1998 at UC Riverside L 68-70 Riverside, Calif.
 *02/21/1998 vs UC Riverside W 69-59 Phoenix, Ariz.
 *12/13/1998 at UC Riverside L 58-80 Riverside, Calif.
 *02/05/1999 vs UC Riverside L 66-73 Phoenix, Ariz.
 *12/13/1999 vs UC Riverside W 66-60 Phoenix, Ariz.
 *02/04/2000 at UC Riverside L 67-68 Riverside, Calif.
 01/04/2015 vs UC Riverside W 71-69 Phoenix, Ariz.
 12/31/2016 at UC Riverside L 56-76 Riverside, Calif.
 12/02/2017 vs UC Riverside W 68-56 Phoenix, Ariz.

UC SAN DIEGO TRITONS

OVERALL **10-7** HOME **5-2** AWAY **5-4** NEUTRAL **0-1**

11/28/1987 at UC San Diego W 116-72 La Jolla, Calif.
 *01/24/2001 vs UC San Diego W 84-75 Phoenix, Ariz.
 *01/27/2001 at UC San Diego W 74-66 La Jolla, Calif.
 *01/23/2002 at UC San Diego W 78-73 La Jolla, Calif.
 *01/26/2002 vs UC San Diego L 72-76 Phoenix, Ariz.
 *12/04/2002 at UC San Diego L 69-82 La Jolla, Calif.
 *12/07/2002 vs UC San Diego W 87-70 Phoenix, Ariz.
 *12/04/2003 vs UC San Diego L 78-82 Phoenix, Ariz.
 *12/13/2003 at UC San Diego W 62-56 La Jolla, Calif.
 01/25/2005 at UC San Diego L 64-78 La Jolla, Calif.
 11/25/2005 vs UC San Diego W 72-60 Phoenix, Ariz.
 01/03/2006 at UC San Diego L 91-94 La Jolla, Calif.
 11/20/2006 vs UC San Diego W 64-62 Phoenix, Ariz.
 11/24/2007 vs UC San Diego W 72-62 Phoenix, Ariz.
 01/29/2008 at UC San Diego L 52-62 La Jolla, Calif.
 12/21/2008 vs UC San Diego L 60-78 Las Vegas, Nev.
 11/17/2012 at UC San Diego W 65-52 La Jolla, Calif.

UNLV REBELS

OVERALL **3-3** HOME **3-0** AWAY **0-3** NEUTRAL **—**

12/10/1960 vs Nevada Southern W 83-61 Phoenix, Ariz.
 12/09/1961 vs Nevada Southern W 75-68 Phoenix, Ariz.
 01/06/1962 at Nevada Southern L 42-43 Las Vegas, Nev.
 12/08/1962 at Nevada Southern L 64-75 Las Vegas, Nev.
 01/05/1963 vs Nevada Southern W 79-64 Phoenix, Ariz.
 11/02/2010 at UNLV (exhibition) L 66-90 Las Vegas, Nev.
 11/11/2011 at UNLV L 66-83 Las Vegas, Nev.

UT ARLINGTON MAVERICKS

OVERALL **0-1** HOME **0-1** AWAY **—** NEUTRAL **—**

11/20/2014 vs UT Arlington L 64-66 Phoenix, Ariz.

UT RIO GRANDE VALLEY VAQUEROS

OVERALL **10-4** HOME **5-2** AWAY **5-2** NEUTRAL **—**

*01/02/2014 vs Texas-Pan American W 91-85 Phoenix, Ariz.
 *03/08/2014 at Texas-Pan American W 79-78 Edinburg, Texas
 *01/24/2015 at Texas-Pan American L 72-73 Edinburg, Texas
 *02/19/2015 vs Texas-Pan American W 64-59 Phoenix, Ariz.
 *01/07/2016 vs UTRGV W 83-63 Phoenix, Ariz.
 *02/06/2016 at UTRGV W 64-58 Edinburg, Texas
 *01/14/2017 at UTRGV W 79-66 Edinburg, Texas
 *02/09/2017 vs UTRGV W 76-57 Phoenix, Ariz.
 *01/13/2018 vs UTRGV W 84-71 Phoenix, Ariz.
 *02/08/2018 at UTRGV L 81-83 Edinburg, Texas
 *01/12/2019 at UTRGV W 69-65 Edinburg, Texas
 *02/07/2019 vs UTRGV L 69-72 Phoenix, Ariz.
 *01/30/2020 at UTRGV W 87-79 Edinburg, Texas
 *02/29/2020 vs UTRGV L 80-88 Phoenix, Ariz.

UTAH UTES

OVERALL **0-3** HOME **—** AWAY **0-2** NEUTRAL **0-1**

11/12/2010 at Utah L 48-72 Salt Lake City, Utah
 11/21/2013 at Utah L 54-79 Salt Lake City, Utah
 11/23/2018 vs Utah L 66-75 Fullerton, Calif.

UTAH STATE AGGIES

OVERALL **—** HOME **—** AWAY **—** NEUTRAL **—**

10/26/2012 at Utah State L 44-76 Logan, Utah

UTAH VALLEY WOLVERINES

OVERALL **11-8** HOME **6-3** AWAY **3-5** NEUTRAL **2-0**

02/15/2005 at Utah Valley State L 49-71 Orem, Utah
 *01/11/2014 at Utah Valley L 58-65 Orem, Utah
 *02/06/2014 vs Utah Valley L 68-79 Phoenix, Ariz.
 *01/15/2015 at Utah Valley W 83-74 Orem, Utah
 *02/14/2015 vs Utah Valley W 83-57 Phoenix, Ariz.
 *01/16/2016 vs Utah Valley W 99-88 Phoenix, Ariz.
 *03/05/2016 at Utah Valley W 86-79 Orem, Utah
 *01/07/2017 vs Utah Valley W 82-72 Phoenix, Ariz.
 *02/18/2017 at Utah Valley W 77-71 Orem, Utah
 *01/27/2018 at Utah Valley L 56-68 Orem, Utah
 *02/24/2018 vs Utah Valley W 60-59 Phoenix, Ariz.
 03/09/2018 vs Utah Valley W 75-60 Las Vegas, Nev.
 *01/03/2019 vs Utah Valley W 71-60 Phoenix, Ariz.
 *03/07/2019 at Utah Valley L 70-82 Orem, Utah
 03/15/2019 vs Utah Valley W 78-74 Las Vegas, Nev.
 *01/25/2020 vs Utah Valley L 69-73 Phoenix, Ariz.
 *02/22/2020 at Utah Valley L 80-92 Orem, Utah
 *3/5/2021 vs Utah Valley L 55-59 Phoenix, Ariz.
 *3/6/2021 vs Utah Valley W 74-64 Phoenix, Ariz.

VALPARAISO CRUSADERS

OVERALL **0-1** HOME **—** AWAY **—** NEUTRAL **0-1**

11/22/2019 vs Valparaiso L 74-78 St. Thomas, USVI

WEBER STATE WILDCATS

OVERALL **0-1** HOME **—** AWAY **0-1** NEUTRAL **—**

12/10/1980 at Weber State L 57-72 Ogden, Utah

WEST VIRGINIA MOUNTAINEERS

OVERALL **0-1** HOME **—** AWAY **0-1** NEUTRAL **—**

03/20/2019 at West Virginia L 63-77 Morgantown, W.Va.

HISTORY » RECORD VS. CONFERENCE

AMERICA EAST	1-0	BIG SOUTH	2-0	IVY	0-1
Albany	1-0	Hampton	1-0	Harvard	0-1
		Longwood	1-0		
AMERICAN	1-2	BIG TEN	0-5	METRO ATLANTIC	2-0
Houston	1-0	Illinois	0-2	Marist	1-0
South Florida	0-1	Indiana	0-1	Rider	1-0
Tulsa	0-1	Iowa	0-1		
		Penn State	0-1	MID-AMERICAN	1-3
ACC	0-4			Buffalo	0-1
Duke	0-1	BIG 12	0-3	Central Michigan	1-1
Louisville	0-3	Kansas State	0-1	Eastern Michigan	0-1
		Texas	0-1		
ATLANTIC SUN	1-1	West Virginia	0-1	MID-EASTERN	11-0
Jacksonville	1-0			Bethune-Cookman	2-0
Liberty	0-1	BIG WEST	42-35	Coppin State	1-0
		Cal Poly	1-0	Delaware State	2-0
ATLANTIC 10	5-10	CSUN	3-3	Florida A&M	2-0
Fordham	0-1	UC Davis	4-12	Morgan State	1-0
La Salle	1-0	UC Irvine	2-0	Norfolk State	1-0
Saint Joseph's	4-9	UC Riverside	22-13	North Carolina Central	1-0
		UC San Diego	10-7	South Carolina State	1-0
BIG EAST	0-2			MOUNTAIN WEST	9-11
Seton Hall	0-1	COLONIAL	--	Boise State	1-1
St. John's	0-1	none		Fresno State	0-1
				Nevada	1-1
BIG SKY	58-51	CONFERENCE USA	2-1	New Mexico	1-4
Idaho	1-1	Florida International	1-0	San Diego State	3-1
Idaho State	0-1	Marshall	1-0	UNLV	3-3
Montana State	2-0	Middle Tennessee	0-1		
Northern Arizona	16-32			MISSOURI VALLEY	2-4
Portland State	1-0	HORIZON	4-0	Illinois State	1-0
Sacramento State	1-1	Illinois-Chicago	2-0	Missouri State	0-2
Southern Utah	37-15	IUPUI	2-0	Northern Iowa	1-1
Weber State	0-1			Valparaiso	0-1



Josh Braun and the Lopes play at No. 1 Duke in 2016



Havocs celebrate as GCU upsets San Diego State on the road in 2016

NORTHEAST**2-0**

Mount St. Mary's	1-0
Robert Morris	1-0

OHIO VALLEY**3-3**

Eastern Illinois	1-0
Jacksonville State	0-2
SIU-Edwardsville	2-1

PAC-12**0-11**

Arizona	0-5
Arizona State	0-2
Colorado	0-1
Utah	0-3

PATRIOT**--**

none	
------	--

SEC**0-1**

Kentucky	0-1
----------	-----

SOUTHERN**0-2**

Mercer	0-1
Tennessee-Chattanooga	0-1

SOUTHLAND**2-1**

Central Arkansas	2-0
Incarnate Word	0-1

SOUTHWESTERN**14-0**

Alcorn State	3-0
Arkansas-Pine Bluff	2-0
Grambling State	2-0
Jackson State	1-0
Mississippi Valley State	5-0
Southern	1-0

SUMMIT**18-11**

Denver	1-0
Kansas City	13-4
North Dakota	2-1
Omaha	1-1
Oral Roberts	0-2
Purdue Fort Wayne	0-1
South Dakota	1-0
South Dakota State	0-2

SUN BELT**2-2**

Arkansas State	1-0
Coastal Carolina	0-1
Little Rock	1-0
UT Arlington	0-1

WEST COAST**11-16**

Loyola Marymount	0-1
Pacific	0-1
Saint Mary's	0-1
San Diego	11-11
San Francisco	0-2

WESTERN ATHLETIC**147-79**

Abilene Christian	2-0
California Baptist	61-10
CSU Bakersfield	20-24
Chicago State	12-2
Dixie State	6-12
Lamar	1-0
New Mexico State	5-15
Seattle U	15-4
Tarleton State	4-0
UT Rio Grande Valley	10-4
Utah Valley	11-8

D-I opponents only
Conference alignment for 2021-22 reflected,
not at time of game played



DeWayne Russell and Gerard Martin at No. 19 Arizona in 2016



The Lopes take on WCC foe San Diego in 2018

OUTLOOK

REVIEW

TEAM

THIS IS GCU

HISTORY

HISTORY » ASSISTANT COACHES

Coach	Seasons	Years	Head coach
Lloyd Aycock^	3	1962-65	Dave Brazell
Dave Babcock^	1	1981-82	Jay Arnote
Sam Ballard	1	2007-08	Scott Mossman
Garrick Barr	4	1986-90	Paul Westphal, Bill Westphal
T.J. Benson^	6	2012-13, 14-19	Russ Pennell, Dan Majerle
Anthony Boone	4	2009-13	Russ Pennell
Harry Cannon	1	2008-09	Dan Nichols
Kyle Critchfield	1	1997-98	Leighton McCrary
Phil Cullen	3	2009-12	Russ Pennell
Isaac Chew	1	2019-20	Dan Majerle
Chris Crevelone	7	2013-20	Dan Majerle
Roger Franks	2	1993-95	Leighton McCrary
Joedy Gardner	1	2003-04	Leighton McCrary
Mike Grothaus^	1	2007-08	Scott Mossman
Bruce Haroldson	2	2004-06	Scott Mossman
J.C. Helton^	3	1977-80	Ben Lindsey
John Hernandez	1	1984-85	John Shumate
Todd Holthaus^	1	1994-95	Leighton McCrary
Troy Hudson	1	1982-83	Jay Arnote
Rodney Johns^	3	1990-93	Leighton McCrary
Norman Karsevar	10	1993-2003	Leighton McCrary
David Lee	1	2006-07	Scott Mossman
Todd Lee	5	2013-18	Dan Majerle
Roger Lefebvre	5	1992-93, 95-98, 2000-01	Leighton McCrary
Tim Lovejoy	1	1990-91	Leighton McCrary
Shawn Lytle	1	2001-02	Leighton McCrary
Ramon Marks	5	1999-2004	Leighton McCrary
Tom Marshall	1	1998-99	Leighton McCrary
Marvin Menzies	1	2019-20	Dan Majerle
Shane Meuschke	1	1993-94	Leighton McCrary
Scott Mossman*	6	1986-90, 95-97	Paul Westphal, Bill Westphal, Leighton McCrary
Mark Nelson	5	2009-14	Russ Pennell, Dan Majerle
Ryan Nelson^	1	2007-08	Scott Mossman
Tommy Nunez	1	1983-84	John Shumate
Jim Pyers^	1	1983-84	John Shumate
Rob Robbins	1	1998-99	Leighton McCrary
Walt Rock	1	1987-88	Paul Westphal
Ed Schilling	1+	2020-pres	Bryce Drew
Casey Shaw	1+	2020-pres	Bryce Drew
Larry Smith	2	2002-04	Leighton McCrary
Jerry Steele	1	1985-86	John Shumate
Kevin Steele	2	1984-86	John Shumate
Matt Spivey	4	2004-08	Scott Mossman

Coach	Seasons	Years	Head coach
Joel Taylor	1	2008-09	Dan Nichols
Ken Troutt	1	1982-83	Jay Arnote
Daven Vo	1	2008-09	Dan Nichols
Jamall Walker	1+	2020-pres	Bryce Drew
Corey Wallace	1	2008-09	Dan Nichols
Larry Watkins	1	2008-09	Dan Nichols
Casey Weitzel	4	2004-08	Scott Mossman
Louis Wilson	1	2018-19	Dan Majerle
Danny Young^	2	1991-93	Leighton McCrary

* also served as a GCU head coach

^ GCU basketball alumnus

SUPERLATIVES


Longest tenured	10	Norman Karsevar	1993-2003
	7	Chris Crevelone	2013-20
	6	Scott Mossman	1986-90, 95-97
	6	T.J. Benson	2012-13, 14-19

With three head coaches

Scott Mossman (Paul Westphal, Bill Westphal, Leighton McCrary)



T.J. Benson (left) is one of 10 GCU alums to serve as an assistant coach



Chris Crevelone is the second-longest tenured Lopes assistant

» INDIVIDUAL HONORS

1970-71

Joe Burnside NAIA All-District VII

1971-72

Jim Irvine NAIA All-District VII

1972-73

Bayard Forrest NAIA All-District VII

1973-74

Bayard Forrest NAIA All-American First Team

Bayard Forrest NAIA All-District VII

1974-75

Bayard Forrest NAIA All-American First Team

Bayard Forrest NAIA Tournament MVP

Bayard Forrest NAIA All-District VII

1975-76

Bayard Forrest NAIA All-American First Team

David Everett NAIA All-American First Team

Ben Lindsay NAIA Coach of the Year

Bayard Forrest NAIA All-District VII

David Everett NAIA All-District VII

1976-77

George Hall NAIA All-District VII

1977-78

Nate Stokes NAIA All-American Third Team

1984-85

Kevin Warren NAIA All-District VII

Kevin Warren NAIA Academic All-American

1985-86

Kevin Warren NAIA All-District VII

Kevin Warren NAIA Academic All-American

Kevin Warren CoSIDA All-American Second Team

1987-88

Rodney Johns NAIA All-American Third Team

Rodney Johns NAIA Tournament MVP

Rodney Johns NAIA All-Tournament Team

1988-89

Craig Johnson NAIA All-District VII

Mike Ledbetter NAIA All-District VII Honorable Mention

Dani Williams NAIA All-District VII Honorable Mention

1989-90

David McDaniel NAIA All-District VII

1990-91

Maurice Carter NAIA All-District VII

Maurice Carter All-Great Northwest Conf. Second Team

Joey Allison NAIA All-District VII Honorable Mention

1991-92

Chad Briscoe NCAA DII All-American Honorable Mention

Chad Briscoe NCAA West Region All-Tournament Team

Chad Briscoe All-Great Northwest Conference

Darrell Peoples All-GNC Second Team

Leighton McCrary GNC Coach of the Year

1992-93

Chad Briscoe NCAA DII Bulletin Second Team All-American

Chad Briscoe NCAA DII NBCA Third Team All-American

Chad Briscoe NCAA DII Times Third Team All-American

Chad Briscoe West Region First Team

Chad Briscoe Pacific West Conference POY

Chad Briscoe All-Pac West Conference

Darrell Peoples All-Pac West Conference

Todd Holthaus GTE Academic All-American Second Team

Todd Holthaus Academic All-Pac West Conference

1994-95

Eric Langford CCAA Player of the Year

Horacio Llamas CCAA All-Tournament MVP

1995-96

Horacio Llamas NCAA DII Player of the Year

Horacio Llamas NCAA DII All-American First Team

Eric Langford NCAA DII All-American Honorable Mention

Eric Langford All-CCAA First Team

Horacio Llamas All-CCAA First Team

Kenny Archbold All-CCAA Second Team

1996-97

Kenny Archbold All-CCAA First Team

Tony Gillette All-CCAA Second Team

Larry Reed All-CCAA Honorable Mention

1997-98

Jerry Allen All-CCAA First Team

Prince Edmonds All-CCAA Honorable Mention

Enrique Zuinga All-CCAA Honorable Mention

1998-99

Prince Edmonds All-CCAA Second Team

Enrique Zuinga All-CCAA Honorable Mention

1999-00

Toure Knighton All-CCAA Second Team

2000-01

Toure Knighton All-CCAA Honorable Mention

Eddit Turner All-CCAA Honorable Mention

2001-02

Del Somers All-CCAA First Team

2002-03

Del Somers All-CCAA First Team

John Janssen All-CCAA Second Team

2004-05

Noe Alonzo NCAA DII Independent Player of the Year

Prileu Davis NCAA DII Independent Defensive Player of the Year

Noe Alonzo NCAA DII Independent All-American

2005-06

Noe Alonzo NCAA DII Independent Player of the Year

Noe Alonzo NCAA DII Independent All-American

Rich Davis NCAA DII Independent All-American

Ryan Nelson NCAA DII Independent All-American

Bryan Lee NCAA DII Independent All-American Third Team

Scott Mossman NCAA DII Independent Coach of the Year

2006-07

Rich Davis All-PacWest First Team

Bryan Lee All-PacWest First Team

Rudy Bogan All-PacWest Second Team

Scott Mossman PacWest Coach of the Year

2007-08

Rudy Bogan All-PacWest First Team

2008-09

Engen Nurumbi All-PacWest First Team

Engen Nurumbi PacWest Newcomer of the Year

Dave Cuen All-PacWest Second Team

2009-10

TJ Benson All-PacWest Second Team

Brad Carroll All-PacWest Second Team

2010-11

Kyle Speed All-PacWest Second Team

Gaby Ngroundjo All-PacWest Honorable Mention

Nick Witherill All-PacWest Honorable Mention

2011-12

Jerome Garrison PacWest Co-Freshman of the Year

Kyle Speed All-PacWest First Team

Braylon Pickrel All-PacWest Second Team

Nick Witherill All-PacWest Honorable Mention

2012-13

Josh Lowery All-PacWest First Team

Killian Larson All-PacWest Second Team

Braylon Pickrel All-PacWest Honorable Mention

2013-14

Killian Larson All-WAC First Team

Jerome Garrison All-WAC Second Team

Jerome Garrison All-WAC Defensive Team

Daniel Alexander All-WAC Newcomer Team

2014-15

Joshua Braun All-WAC Newcomer Team

DeWayne Russell All-WAC Second Team

DeWayne Russell All-WAC Newcomer Team

Jerome Garrison All-WAC Defensive Team

2015-16

Joshua Braun First Team All-WAC

Joshua Braun CoSida First Team Academic All-American

Joshua Braun NABC All-Region VI Second Team

Grandy Glaze All-WAC Second Team

Grandy Glaze All-WAC Newcomer Team

Grandy Glaze NABC All-Region VI Second-Team

2016-17

DeWayne Russell All-WAC First Team

DeWayne Russell Joe Kearney Award Winner

Joshua Braun WAC Preseason Player of the Year

Joshua Braun All-WAC First Team

Joshua Braun CoSida First Team Academic All-American

Gerard Martin All-WAC Defensive Team

2017-18

Alessandro Lever WAC Freshman of the Year

Alessandro Lever All-WAC First Team

Alessandro Lever All-WAC Newcomer Team

Joshua Braun WAC Preseason Player of the Year

Joshua Braun All-WAC Second Team

Oscar Frayer All-WAC Defensive Team

2018-19

Alessandro Lever WAC Preseason Player of the Year

Michael Finke All-WAC First Team

Michael Finke All-WAC Newcomer Team

Carlos Johnson All-WAC Second Team

Carlos Johnson All-WAC Newcomer Team

Carlos Johnson NABC All-District Second Team

Gerard Martin All-WAC Defensive Team

2019-20

Jovan Blacksher Jr. WAC Freshman of the Year

Carlos Johnson All-WAC Second Team

Alessandro Lever All-WAC Second Team

Mikey Dixon All-WAC Newcomer Team

2020-21

Alessandro Lever Preseason All-WAC First Team

Jovan Blacksher Jr. Preseason All-WAC Second Team

Oscar Frayer Preseason All-WAC Second Team

Asbjørn Midtgaard WAC Newcomer of the Year

Asbjørn Midtgaard All-WAC First Team

Alessandro Lever All-WAC First Team

Jovan Blacksher Jr. All-WAC Second Team

Asbjørn Midtgaard All-WAC Defensive Team

Asbjørn Midtgaard All-WAC Newcomer Team

Asbjørn Midtgaard NABC All-District

HISTORY » ALL-TIME ROSTER & STATS

A

NAME	YEARS	G	PTS	PPG	REB	RPG	AST	BLK	STL	FG%
Acker, Joe	1970-71	22	104	4.7	57	2.6	10	0	12	33.6
Adams, Jeremy	2013-14	16	92	5.8	42	2.6	10	1	6	31.6
Adeyemi, dabi Yato	2006-07	2	0	0.0	0	0.0	0	0	0	0.0
Aidoo, Fiifi	2016-18	60	252	4.2	97	1.6	56	14	36	36.8
Akre, Ron	1986-88	76	438	5.8	163	2.1	76	21	29	48.2
Alexander, Bobby	1996-97	29	120	4.1	81	2.8	8	17	7	47.2
Alexander, Daniel	2013-15	51	541	10.6	265	5.2	98	58	31	44.9
Alexander, T.A.	1981-82	8	12	1.5	10	1.3	4	0	0	38.5
Allen, Jerry	1996-98	56	902	16.1	270	4.8	169	29	108	52.8
Allen, Nehemiah	2016-18	11	5	0.5	5	0.5	0	0	1	66.7
Allen, Virgil	1980-81	23	121	5.3	61	2.7	17	0	2	50.0
Allison, Joey	1989-91	61	346	5.7	153	2.5	202	5	122	53.0
Alonzo, Noe	2004-06	56	1,024	18.3	290	5.2	84	26	46	52.1
Alvarado, Andy	1973-74	6	2	0.3	1	0.2	0	0	0	33.3
Amoaku, Kwaku	1998-00	27	15	0.6	19	0.7	8	0	3	21.7
Anfinson, Dave	1959-63	31	46	1.5	60	1.9	2	0	7	40.0
Archbold, Kenny	1994-97	86	1,276	14.8	334	3.9	214	29	198	47.0
Arvizu, Ray	1977-79	60	906	15.1	177	3.0	131	97	72	49.2
Aycock, Lloyd	1959-62	56	125	2.2	98	1.8	28	0	31	32.9

B

NAME	YEARS	G	PTS	PPG	REB	RPG	AST	BLK	STL	FG%
Babcock, David	1978-79	5	4	0.8	8	1.6	3	0	2	100.0
Babcock, Rob	1970-74	103	460	4.5	166	1.6	124	0	25	38.8
Bacon, Richard	1975-79	114	703	6.2	197	1.7	196	0	122	42.4
Baird, Bill	1958-59	2	6	3.0	2	1.0	0	0	1	75.0
Baker, Charlie	1952-56	34	110	3.2	86	2.5	0	0	0	31.6
Baker, Doug	1955-59	86	1,373	16.0	666	7.7	29	0	72	39.5
Baker, Kweli	1999-01	38	203	5.3	157	4.1	28	18	11	38.3
Baker, Randy	1954-55	7	21	3.0	12	1.7	0	0	0	34.6
Baker, Sharky	1952-53	2	0	0.0	2	1.0	0	0	0	0.0
Bangai, Louis	2019-20	16	5	0.3	10	0.6	1	1	0	16.7
Barfield, Larry	1964-65	2	1	0.5	1	0.5	0	0	0	0.0
Barnes, Daryl	1953-59	10	6	0.6	17	1.7	2	0	2	0.0
Barnes, John	1949-50	-	10	-	0	0.0	0	0	0	100.0
Barnes, Paul	1951-52	5	1	0.2	0	0.0	0	0	0	0.0
Barquin, Bill	1996-98	51	158	3.1	39	0.8	20	4	19	33.3
Barrs, Yul	1994-95	28	138	4.9	53	1.9	23	2	19	45.0
Bartzis, Pete	1978-79	5	14	2.8	2	0.4	1	0	5	50.0
Barwick, Tommy	1957-58	1	0	0.0	0	0.0	0	0	0	0.0
Bateman, Kelly	1971-75	64	181	2.8	69	1.1	36	0	17	35.8
Bateman, Wayne	1965-67	51	1,076	21.1	452	8.9	46	0	71	42.9
Baxter, Rodney	1971-73	58	417	7.2	263	4.5	59	0	32	37.7
Benion, David	1979-80	21	139	6.6	53	2.5	80	0	23	43.3
Benson, Casey	2017-18	34	330	9.7	143	4.2	152	4	25	37.6
Benson, T.J.	2009-10	32	321	10.0	62	1.9	96	0	22	40.4
Bisbee, Chuck	1955-59	29	37	1.3	46	1.6	3	0	2	14.3
Blackmon, Jalen	2021-pres	-	-	-	-	-	-	-	-	-
Blacksher Jr., Jovan	2019-pres	54	611	11.3	252	4.7	239	3	86	41.8
Blake, Jack	1959-60	24	148	6.2	77	3.2	38	0	47	31.3
Blumbergs, Roberts	2017-19	54	236	4.4	143	2.6	32	20	19	38.5
Boatright, Mike	1980-84	118	724	6.1	592	5.0	230	0	6	45.5
Bogan, Rudy	2006-08	56	769	13.7	249	4.4	65	32	52	49.3
Bonham, Dave	1959-60	14	38	2.7	8	0.6	2	0	4	34.9
Boone, Camryn	2012-13	27	52	1.9	45	1.7	6	13	5	39.0
Braun, Joshua	2014-18	122	1,714	14.0	565	4.6	140	74	91	42.7
Bretz, Gary	1971-72	26	64	2.5	76	2.9	4	0	4	36.0
Brewer, Gerry	1962-64	43	837	19.5	293	6.8	69	0	113	43.5
Briscoe, Chad	1991-93	58	1,313	22.6	215	3.7	224	6	155	51.0
Brower, Tim	1979-80	7	4	0.6	7	1.0	1	0	0	50.0
Brown, Garrett	2002-03	26	70	2.7	21	0.8	11	0	9	29.7
Brown, Isiah	2019-20	30	278	9.3	118	3.9	51	4	21	43.5
Brown, Phil	1963-65	33	256	7.8	135	4.1	17	0	25	42.2
Brumback, Everett	1949-50	-	9	-	0	0.0	0	0	0	100.0
Burdette, Scott	1973-75	63	223	3.5	83	1.3	115	0	68	39.4
Burnside, Joe	1968-70	52	881	16.9	184	3.5	99	0	83	44.7
Bush, Steve	1963-64	15	51	3.4	25	1.7	2	0	2	43.8
Buzzard, Bob	1961-62	17	161	9.5	61	3.6	10	0	22	32.0
Byron, Ron	1997-98	19	68	3.6	25	1.3	7	1	9	31.6

C

NAME	YEARS	G	PTS	PPG	REB	RPG	AST	BLK	STL	FG%
Campbell, Joe	1978-79	9	12	1.3	3	0.3	1	0	1	60%
Capriotti, James	1994-95	9	14	1.6	9	1.0	3	0	1	16.7%
Carlile, Jim	1966-67	14	137	9.8	14	1.0	9	0	11	37.6%
Carr, Shaq	2016-18	48	220	4.6	97	2.0	121	5	27	48.4%
Carranza, Frank	2002-04	50	154	3.1	98	2.0	38	4	20	34.1%
Carrion, Adrian	2016-17	5	6	1.2	2	0.4	3	0	1	66.7%
Carroll, Brad	2009-13	90	693	7.7	256	2.8	197	2	75	40.4%
Carter, Billy	1982-84	57	396	6.9	132	2.3	52	0	0	43.5%
Carter, Jim	1954-57	25	80	3.2	80	3.2	0	0	0	33.3%
Carter, London	2007-08	5	8	1.6	3	0.6	1	0	0	40.0%
Carter, Maurice	1990-92	58	1,040	17.9	191	3.3	102	10	68	43.3%
Cathey, Curtis	1994-95	11	64	5.8	33	3.0	9	3	6	37.9%
Cecil, Dave	1984-85	28	229	8.2	208	7.4	34	24	16	47.2%
Chambers, Shansan	2006-09	34	210	6.2	46	1.4	58	0	26	43.4%
Chaney, Tariq	1999-00	15	7	0.5	8	0.5	6	0	1	0.0%
Chase, Bob	1969-71	33	257	7.8	63	1.9	33	0	26	45.0%
Cherry, Taeshon	2021-pres	-	-	-	-	-	-	-	-	-
Chin, Marques	2000-01	19	65	3.4	44	2.3	35	3	17	31.8%
Churchill, Jeff	1976-80	75	152	2.0	91	1.2	19	0	2	43.1%
Clark, Darion	2016-17	20	156	7.8	132	6.6	5	6	16	52.2%
Collins, Jim	1969-71	54	415	7.7	295	5.5	7	0	6	44.1%
Conner, Jerry	1961-63	41	207	5.0	272	6.6	17	0	37	33.7%
Cook, Jim	1961-63	42	373	8.9	120	2.9	37	0	47	41.7%
Cordova, Joe	1962-63	4	12	3.0	7	1.8	2	0	0	25.0%
Corley, Bob	1966-67	17	37	2.2	20	1.2	2	0	1	50.0%
Corley, Guy	1994-96	57	278	4.9	234	4.1	55	8	15	55.3%
Costello, Chris	2000-01	22	66	3.0	36	1.6	13	11	6	46.0%
Craig, Larry	1982-83	5	2	0.4	0	0.0	1	0	0	16.7%
Craig, Les	1975-76	7	12	1.7	4	0.6	1	0	1	40.0%
Crain, Johnny	1957-58	2	0	0.0	1	0.5	0	0	0	0.0%
Crow, Jerry	1954-55	3	14	4.7	12	4.0	0	0	0	33.3%
Cuen, David	2008-09	23	325	14.1	131	5.7	25	13	36	43.4%
Cuen, Eric	2008-09	26	222	8.5	150	5.8	48	30	33	50.0%
Currier, Dillon	2011-12	4	3	0.8	2	0.5	1	0	0	0.0%
Currier, Travis	2009-12	15	4	0.3	2	0.1	1	1	0	100%

D

NAME	YEARS	G	PTS	PPG	REB	RPG	AST	BLK	STL	FG%
Dahlberg, Jeremy	2003-04	19	23	1.2	6	0.3	2	0	6	31.3%
Dale, Parker	2017-18	3	1	0.3	1	0.3	0	0	0	0.0%
Dallessio, Ron	1987-88	18	1	1.7	9	0.5	13	1	2	41.9%
Daly, Sam	2013-15	34	141	4.1	71	2.1	91	5	21	44.5%
Daniels, Arthur	1999-02	79	576	7.3	385	4.9	87	38	61	45.0%
Darrington, Craig	1971-73	50	192	3.8	124	2.5	20	0	10	44.3%
Daugherty, Kevin	2008-09	24	52	2.2	21	0.9	25	1	5	32.8%
Davis, Blake	2011-2014	86	508	5.9	310	3.6	111	39	53	39.4%
Davis, Bob	1949-53	24	59	2.5	1	0.1	0	0	0	90.0%
Davis, De'Andre	2014-16	63	378	6.0	137	2.2	119	9	47	48.9%
Davis, Prileu	2004-05	29	391	13.5	86	3.0	67	4	30	44.5%
Davis, Richard	2005-07	56	973	17.4	169	3.0	117	4	61	44.9%
Davis, Rick	1983-85	36	96	2.7	79	2.2	17	0	7	54.7%
Dawson, Ed	1976-78	27	49	1.8	15	0.6	25	0	13	33.3%
Daye, Mike	2003-05	41	318	7.8	258	6.3	21	10	19	46.7%
Dean, Howard	1954-58	60	730	12.2	199	3.3	13	0	21	35.9%
Dean, T.C.	1956-59	64	1,210	18.9	1,063	16.6	38	0	55	52.4%
Deins, Bob	1957-59	40	757	18.9	136	3.4	43	0	113	43.2%
Dempester, Brandon	2007-09	50	387	7.7	140	2.8	60	11	28	44.2%
Dixon, Mikey	2019-21	41	403	9.8	90	2.2	59	1	16	39.6%
Dobrzanski, Jovian	2000-02	53	507	9.6	101	1.9	81	5	45	36.7%
Dollar, Lee	1966-67	5	2	0.4	7	1.4	0	0	0	50.0%
Doughty, Cramer	2009-10	12	2	0.2	3	0.3	3	0	1	0.0%
Drechsel, Trey	2018-19	34	276	8.1	197	5.8	82	7	30	43.0%
Duliakas, Brandon	2009-10	22	26	1.2	18	0.8	2	6	2	50.0%
Duncan, Tony										

Ellis, Walter	2021-pres	-	-	-	-	-	-	-	-	-
Ellsworth, Drew	2004-05	22	84	3.8	23	1.0	6	0	9	36.8%
Embry, Tom	1960-61	2	0	0.0	1	0.5	0	0	0	0.0%
Enge, Robert	1987-89	51	496	9.7	357	7.0	35	26	33	53.7%
Ernst, Gary	1968-70	37	425	11.5	225	6.1	37	0	17	50.0%
Eshelman, Don	1955-57	10	50	5.0	23	2.3	0	0	0	29.2%
Estelle, Jevon	2013-16	30	23	0.8	13	0.4	6	0	2	33.3%
Everett, David	1971-76	107	969	9.1	467	4.4	191	0	192	47.8%
Eymann, Chris	1992-94	53	231	4.4	128	2.4	16	10	6	53.3%

F										
NAME	YEARS	G	PTS	PPG	REB	RPG	AST	BLK	STL	FG%
Farmer, Stan	1968-70	44	111	2.5	114	2.6	11	0	22	42.5%
Farrell, Charlie	1978-80	56	608	10.9	378	6.8	154	0	106	43.4%
Faver, Fred	1961-62	1	0	0.0	0	0.0	0	0	0	0.0%
Fearon, Ray	1982-83	28	108	3.9	66	2.4	15	0	0	44.8%
Fetters, Micah	2011-13	23	20	0.9	5	0.2	5	0	2	32.0%
Fierros, Manny	2007-08	5	26	5.2	12	2.4	9	0	2	36.4%
Finke, Michael	2018-19	31	375	12.1	157	5.1	43	2	9	53.9%
Finke, Tim	2018-19	34	118	3.5	97	2.9	30	4	12	36.7%
Finney, Tyrone	1994-96	57	527	9.2	116	2.0	105	5	76	45.0%
Footo, Ernie	1965-68	72	553	7.7	131	1.8	41	0	64	34.7%
Foreman, Justin	2011-14	80	502	6.3	206	2.6	71	5	56	40.8%
Forrest, Bayard	1972-76	122	2,195	18.0	1,544	12.7	421	0	140	53.5%
Forrest, Dan	1950-54	70	838	12.0	342	4.9	0	0	0	47.6%
Forrest, Jon	1973-77	108	365	3.4	256	2.4	58	0	26	39.2%
Forrest, Nelson	1949-55	44	513	11.7	228	5.2	0	0	0	51.1%
Forrest, Truett	1972-76	91	138	1.5	104	1.1	47	0	27	38.4%
Fossum, Dub	1962-66	69	373	5.4	95	1.4	33	0	42	36.5%
Foster, Alyx	2009-10	28	23	0.8	23	0.8	9	2	6	24.2%
Frank, Noel	1960-62	31	388	12.5	245	7.9	38	0	48	41.4%
Franklin, Jim	1953-55	42	287	6.8	195	4.6	0	0	0	32.7%
Fraye, Oscar	2016-21	121	970	8.0	515	4.3	150	93	118	43.2%
French, Bill	1963-65	44	779	17.7	383	8.7	45	0	41	45.3%
Fudge, Jeff	1985-86	27	227	8.4	63	2.3	83	3	56	48.5%



Bayard Forrest led Grand Canyon to an NAIA title before playing for the Suns

G										
NAME	YEARS	G	PTS	PPG	REB	RPG	AST	BLK	STL	FG%
Gagnon, Duane	1965-69	96	1490	15.5	847	8.8	45	0	85	44.2%
Gaines, Cliff	1989-91	53	298	5.6	170	3.2	50	17	20	64.1%
Gallagher, Bob	1985-88	91	834	9.2	527	5.8	95	73	72	51.5%
Gantt, Bobby	1985-86	25	114	4.6	32	1.3	63	0	39	45.1%
Garcia, Ralph	1950-51	1	4	4.0	0	0.0	0	0	0	0.0%
Gardner, Jack	1950-52	15	26	1.7	0	0.0	0	0	0	100.0%

Garner, Dante	2001-03	48	282	5.9	207	4.3	57	18	29	38.7%
Garrison, Jerome	2011-15	119	1,265	10.6	311	2.6	185	44	64	44.2%
Gast, Keith	1969-70	15	38	2.5	13	0.9	3	0	3	37.8%
Geer, Nathan	1995-96	10	12	1.2	8	0.8	4	0	5	20.0%
Geerders, Gijs	1989-90	31	191	6.2	163	5.3	16	60	8	56.5%
George, Bill	1956-57	3	0	0.0	1	0.3	0	0	0	0.0%
George, Rufus	1957-58	1	2	2.0	0	0.0	0	0	0	100.0%
Gerdes, Raef	2018-pres	26	16	0.6	3	0.1	7	0	1	33.3%
Gilbert, Archie	1956-57	10	43	4.3	57	5.7	0	0	0	22.5%
Gilchrist, Wayne	1980-82	56	497	8.9	153	2.7	110	0	43	44.0%
Gillette, Tony	1996-97	29	315	10.9	177	6.1	30	12	34	52.3%
Gilliam, Gary	1960-63	66	636	9.6	418	6.3	67	0	47	40.9%
Gillis, Bryan	1982-83	31	288	9.3	167	5.4	14	0	0	59.0%
Glaze, Grandy	2015-16	33	461	14.0	290	8.8	26	0	18	59.6%
Glenn, Andray	2005-08	79	503	6.4	253	3.2	25	13	9	58.0%
Golleher, Michael	2008-09	25	40	1.6	36	1.4	7	4	8	41.9%
Gonzales, David	2006-08	36	256	7.1	70	1.9	44	1	21	48.9%
Gonzales, Josh	1994-96	57	295	5.2	70	1.2	70	3	58	34.9%
Goodere, Justin	1999-00	11	2	0.2	7	0.6	1	0	0	20.0%
Gorraiz, Pete	1951-54	46	285	6.2	87	1.9	0	0	0	44.0%
Gottlieb, Dan	2000-01	13	15	1.2	19	1.5	2	1	0	70.0%
Graves, John	1983-84	20	180	9.0	80	4.0	21	0	0	47.6%
Graves, Ricky	1984-85	17	35	2.1	4	0.2	29	0	13	50.0%
Gray, Bob	1956-57	24	180	7.5	126	5.3	0	0	0	38.1%
Gray, Brian	1980-82	55	155	2.8	237	4.3	42	0	0	30.1%
Green, Curtis	2003-05	56	397	7.1	151	2.7	140	4	50	35.6%
Greene, Devon	2006-07	22	254	11.5	88	4.0	30	11	19	43.9%
Greene, Mike	1986-87	37	428	11.6	239	6.5	37	23	59	51.1%
Greer, Bert	1950-54	64	348	5.4	49	0.8	0	0	0	62.7%
Greer, Ricky	2003-05	33	22	0.7	27	0.8	4	3	3	41.7%
Grindatto, Jean-Marc	1983-84	28	118	4.2	48	1.7	9	0	0	56.5%
Grothaus, Mike	2004-06	32	51	1.6	60	1.9	72	1	11	31.6%
Gutierrez, Fredy	1993-94	26	148	5.7	41	1.6	42	0	16	37.6%

H										
NAME	YEARS	G	PTS	PPG	REB	RPG	AST	BLK	STL	FG%
Haddow, Mike	1973-75	63	1,015	16.1	232	3.7	125	0	81	47.5%
Hall, Andre	1997-99	54	457	8.5	295	5.5	30	94	23	49.2%
Hall, George	1976-78	61	926	15.2	558	9.1	63	0	42	49.6%
Hall, Nelson	1985-86	4	18	4.5	3	0.8	5	0	0	31.8%
Hall, Royce	2003-04	26	417	16.0	102	3.9	40	0	38	40.2%
Hamilton, Danny	1983-84	1	0	0.0	0	0.0	0	0	0	0.0%
Hanley, Terry	1962-66	84	619	7.4	186	2.2	57	0	44	43.9%
Hansen, Nathan	1995-98	80	182	2.3	193	2.4	40	150	38	51.1%
Harris, Sean	2001-03	54	620	11.5	130	2.4	110	10	66	39.7%
Harrison, Toby	1981-82	9	24	2.7	21	2.3	1	0	0	62.5%
Harrison, Wayne	1974-77	18	23	1.3	18	1.0	3	0	3	31.8%
Hayes, Chester	1990-94	115	1,076	9.4	286	2.5	292	7	131	45.9%
Hegler, Bill	1956-59	34	38	1.1	45	1.3	0	0	7	21.7%
Helton, Eugene	1971-73	58	406	7.0	137	2.4	128	0	50	40.5%
Helton, J.C.	1965-68	76	526	6.9	191	2.5	172	0	139	38.3%
Henderson, Reggie	1984-85	9	32	3.6	23	2.6	8	2	7	46.7%
Hernige, Bob	1985-87	60	385	6.4	319	5.3	52	26	56	56.8%
Herrington, Hank	1977-79	26	42	1.6	26	1.0	9	0	1	40.5%
Hersha, Derek	1995-97	38	57	1.5	48	1.3	12	5	13	36.9%
Hester, Seneca	1998-99	25	53	2.1	23	0.9	18	0	15	45.0%
Hightower, Rodney	1973-75	63	694	11.0	501	8.0	158	0	74	46.5%
Hill, Bob	1952-56	89	1,080	12.1	810	9.1	0	0	0	37.2%
Hill, Dane	2008-09	27	51	1.9	62	2.3	57	0	35	37.5%
Hodo, Dewan	1983-84	2	0	0.0	1	0.5	0	0	0	0.0%
Holm, George	1975-77	56	466	8.3	285	5.1	79	0	29	46.3%
Holt, Dennis	1966-67	6	11	1.8	6	1.0	2	0	1	33.3%
Holthaus, Todd	1991-93	56	599	10.7	275	4.9	30	35	44	59.1%
Hopewell, Allen	1968-69	1	0	0.0	0	0.0	0	0	0	0.0%
Hudgens, Trent	1992-94	27	40	1.5	21	0.8	21	1	11	33.3%
Hunter, Brian	2002-04	29	176	6.1	110	3.8	12	3	13	46.0%

I										
NAME	YEARS	G	PTS	PPG	REB	RPG	AST	BLK	STL	FG%
Igiehon, Aidan	2021-pres	-	-	-	-	-	-	-	-	-
Inman, Spencer	1998-00	54	532	9.9	133	2.5	61	5	54	40.5%
Irvine, Jim	1970-74	115	1,420	12.3	764	6.6	229	0	210	42.7%

HISTORY » ALL-TIME ROSTER & STATS

J

NAME	YEARS	G	PTS	PPG	REB	RPG	AST	BLK	STL	FG%
Jackson, Matt	2014-19	116	481	4.1	329	2.8	105	28	34	41.2%
Jackson, Mickey	1956-57	4	2	0.5	3	0.8	0	0	0	20.0%
Jackson, Olint	1951-52	10	3	0.3	0	0.0	0	0	0	0.0%
Jackson, Ray	1977-85	72	146	2.0	117	1.6	5	5	5	51.0%
Jackson, Roger	1963-65	9	13	1.4	7	0.8	1	0	1	50.0%
Jakes, David	1963-64	12	18	1.5	15	1.3	0	0	5	25.0%
Jaksic, Miroslav	2014-15	13	36	2.8	16	1.2	0	4	0	51.7%
James, Darrell	1984-87	91	298	3.3	143	1.6	68	6	55	45.6%
Janssen, John	2000-03	70	541	7.7	323	4.6	45	25	41	57.5%
Jenkins, Lorenzo	2019-20	30	231	7.7	101	3.4	26	4	10	43.1%
Johns, Rodney	1986-88	71	954	13.4	265	3.7	285	18	161	54.4%
Johnson, Carlos	2018-20	64	949	14.8	291	4.5	99	18	62	47.1%
Johnson, Chris	2010-12	33	205	6.2	73	2.2	30	5	11	44.1%
Johnson, Craig	1987-89	72	909	12.6	168	2.3	455	18	118	50.2%
Johnson, Davin	1997-98	21	44	2.1	13	0.6	7	0	10	45.2%
Johnson, Estevan	1993-94	28	81	2.9	39	1.4	8	3	6	36.4%
Johnson, Mike	1989-92	36	127	3.5	87	2.4	8	2	8	51.3%
Johnston, Jim	1961-64	19	89	4.7	78	4.1	3	0	10	36.3%
Jones, Carlton	1967-69	45	329	7.3	290	6.4	19	0	27	46.3%
Jones, Derek	1989-91	63	512	8.1	276	4.4	37	12	18	51.9%
Jones, Dormin	1983-84	6	51	8.5	19	3.2	2	0	0	60.0%
Jones, Elliot	1982-83	21	231	11.0	50	2.4	84	0	0	46.8%
Jones, John	1990-93	52	287	5.5	171	3.3	56	14	23	39.7%
Jones, Steve	1988-90	64	426	6.7	230	3.6	82	25	48	53.3%
Joyce, James	1975-76	21	26	1.2	30	1.4	1	0	1	42.9%
Juarez, Isaiah	2014-15	6	2	0.3	1	0.2	1	0	0	50.0%

K

NAME	YEARS	G	PTS	PPG	REB	RPG	AST	BLK	STL	FG%
Kanis, Brad	2007-08	26	187	7.2	102	3.9	9	47	4	48.1%
Karre, Milee	2005-09	105	666	6.3	245	2.3	194	2	62	37.3%
Karuletwa, Jack	1993-94	8	10	1.3	10	1.3	1	2	0	21.4%
Kay, Wickie	1954-55	3	8	2.7	7	2.3	0	0	0	57.1%
Kennedy, Kevin	1984-85	25	321	12.8	117	4.7	32	3	14	51.4%
Key, Damon	1999-00	5	18	3.6	14	2.8	4	0	2	26.7%
King, Leland	1985-86	3	5	1.7	3	1.0	1	0	0	50.0%
Knight, Steve	1960-61	20	12	0.6	8	0.4	4	0	5	20.0%
Knighton, Touré	1997-01	102	1,032	10.1	544	5.3	211	29	152	42.8%
Knox, Al	1953-55	20	239	12.0	82	4.1	0	0	0	36.7%
Knox, Kobe	2021-pres	-	-	-	-	-	-	-	-	-
Kopke, Jerry	1955-56	-	2	-	4	-	0	0	0	0.7%
Kovacic, Emilio	1987-88	30	289	9.6	172	5.7	9	44	15	54.7%
Kulovitz, Bob	1982-83	31	203	6.5	114	3.7	14	0	0	49.4%
Kyle, Anthony	1992-93	26	50	1.9	70	2.7	16	17	9	47.8%

L

NAME	YEARS	G	PTS	PPG	REB	RPG	AST	BLK	STL	FG%
Lamb, Terry	1979-81	59	424	7.2	151	2.6	123	0	63	45.9%
Langford, Eric	1994-96	57	949	16.6	387	6.8	139	23	74	51.9%
Larson, Killian	2012-14	61	874	14.3	626	10.3	51	17	30	52.2%
Lawal, Abidemi	1977-78	6	3	0.5	2	0.3	1	0	0	14.3%
Lawson, Glen	1950-51	4	1	0.3	0	0.0	0	0	0	0.0%
Layne, Charles	1967-68	6	11	1.8	5	0.8	0	0	5	27.3%
Leach, Ken	1959-60	10	36	3.6	16	1.6	1	0	3	38.5%
Lebeck, Ken	1985-86	4	31	7.8	24	6.0	0	1	1	35.0%
Ledbetter, Mart	1973-74	6	8	1.3	3	0.5	1	0	0	37.5%
Ledbetter, Mike	1987-89	69	837	12.1	239	3.5	176	4	64	50.5%
Lee, Bryan	2004-07	83	785	9.5	455	5.5	76	147	62	61.5%
Lever, Alessandro	2017-21	122	1,629	13.4	603	4.9	193	27	47	48.5%
Lewis, Ron	1964-68	22	44	2.0	27	1.2	2	0	4	28.8%
Lindsey, Benny	1959-62	65	1,235	19.0	827	12.7	97	0	154	44.4%
Ljeskovic, Uros	2015-16	22	51	2.3	25	1.1	2	2	6	50.0%
Llomas, Horacio	1994-96	57	931	16.3	536	9.4	127	172	55	54.3%
Lloyd, Liam	2020-pres	13	32	2.5	24	1.8	15	0	5	50.0%
Lopez, Dave	1967-68	17	141	8.3	53	3.1	16	0	28	44.8%
Lopez, Mario	1988-89	28	233	8.3	180	6.4	37	49	33	58.7%
Lowery, Jeff	2012-14	35	111	3.2	39	1.1	43	1	28	57.4%
Lowery, Joshua	2012-13	31	412	13.3	110	3.5	106	1	38	45.5%
Luster, Rick	1972-73	5	6	1.2	0	0.0	0	0	0	100.0%

M

NAME	YEARS	G	PTS	PPG	REB	RPG	AST	BLK	STL	FG%
Magee, Dominic	2015-16	22	158	7.2	46	2.1	34	0	17	37.7%
Majerle, Ryan	2014-16	66	392	5.9	140	2.1	38	11	15	42.5%
Makeinde, Ladi	2006-08	54	364	6.7	170	3.1	182	14	50	46.3%
Manning, Vincent	1991-93	50	128	2.6	16	0.3	16	0	5	39.7%
Martin, Dan	1976-77	24	70	2.9	30	1.3	6	0	9	49.2%
Martin, Gerard	2015-19	119	497	4.2	355	3.0	236	36	113	38.6%
Martin, Harry	1958-62	35	68	1.9	35	1.0	6	0	14	33.8%
Mattson, Gary	1957-61	71	1,010	14.2	634	8.9	27	0	46	40.5%
Mayberry, Robert	1981-82	19	150	7.9	20	1.1	19	0	0	46.7%
McClinton, Ray	1993-94	13	11	0.8	9	0.7	1	1	0	71.4%
McConnell, Cameron	2007-08	5	10	2.0	8	1.6	0	0	4	37.5%
McCormick, Charles	1979-81	59	363	6.2	133	2.3	95	0	51	43.7%
McCormick, Charlie	1968-71	46	227	4.9	183	4.0	32	0	36	42.9%
McCowan, Lee	1999-00	26	212	8.2	80	3.1	49	11	13	40.8%
McDaniel, David	1989-90	34	452	13.3	98	2.9	109	3	46	39.3%
McFerran, Ted	1980-81	5	2	0.4	2	0.4	1	0	1	0.0%
McGlothan, Gabe	2019-pres	24	147	6.1	128	5.3	14	6	7	58.2%
McGough, Bryon	1951-53	26	54	2.1	9	0.3	0	0	0	63.0%
McGovern, Sean	1991-92	7	0	0.0	3	0.4	0	0	4	0.0%
McGruder, Brandon	2008-09	22	202	9.2	30	1.4	37	3	12	40.1%
McIver, Steve	1980-82	53	316	6.0	177	3.3	99	0	17	52.6%
McKinney, Anthony	1981-83	54	333	6.2	161	3.0	42	0	0	48.7%
McKinney, Rhon	1990-91	20	51	2.6	27	1.4	18	0	6	50.0%
McMillian, Chance	2020-pres	24	101	4.2	40	1.7	22	1	5	47.6%
Mead, Randy	1982-85	56	287	5.1	191	3.4	64	24	16	49.2%
Meeks, Elbert	1992-94	59	604	10.2	155	2.6	288	16	116	40.6%
Menefee, Jerry	1950-56	77	999	13.0	226	2.9	0	0	0	42.9%
Merkel, Steve	1968-69	1	0	0.0	0	0.0	0	0	0	0.0%
Midtgaard, Asbjørn	2020-pres	24	340	14.2	233	9.7	16	30	9	70.7%
Miller, Dow	1949-50	1	0	0.0	0	0.0	0	0	0	0.0%
Miller, Everett	1960-61	4	2	0.5	5	1.3	0	0	0	100.0%
Miller, Zach	1999-00	29	178	6.1	53	1.8	86	2	32	31.2%
Miller-Moore, Sean	2020-pres	24	96	4.0	62	2.6	38	5	14	51.3%
Milstead, Damari	2017-19	60	469	7.8	107	1.8	150	6	58	41.5%
Mitchell, Cleveland	1985-86	27	188	7.0	83	3.1	25	1	19	52.1%
Mitchell, Dwain	1970-71	15	47	3.1	16	1.1	3	0	2	39.0%
Mohammed, Caliph	2002-06	69	160	2.3	74	1.1	32	5	19	41.9%
Monteverde, Rod	1984-86	60	985	16.4	293	4.9	161	6	141	46.7%
Mooney, Anthony	1995-96	26	135	5.2	34	1.3	26	1	14	44.5%
Moore, Blake	2008-09	17	62	3.6	24	1.4	9	1	4	45.1%
Moorer, Chuck	1976-78	54	163	3.0	61	1.1	50	0	34	37.5%
Mora, Justin	1997-99	42	228	5.4	84	2.0	49	11	16	34.1%
Morgan, Cecil	1951-52	3	0	0.0	0	0.0	0	0	0	0.0%
Morin, Steve	2009-13	111	639	5.8	147	1.3	68	18	44	37.3%
Morrison, Kent	1954-55	4	7	1.8	12	3.0	0	0	0	33.3%
Morrison, Ty	2007-08	26	268	10.3	148	5.7	60	33	23	48.0%
Moss, Kerry	1991-92	22	61	2.8	21	1.0	8	0	2	35.9%
Moss-Kelly, Steve	1999-00	29	278	9.6	158	5.4	52	7	13	37.9%
Motsinger, Tom	1985-86	15	104	6.9	83	5.5	6	1	5	56.6%
Mullins, Kenny	1999-01	50	368	7.4	47	0.9	57	5	19	34.8%
Murphy, Glenn	1949-50	1	5	5.0	0	0.0	0	0	0	100.0%
Murphy, Jim	1966-68	39	138	3.5	91	2.3	10	0	11	47.1%
Murphy, Mark	1996-97	29	235	8.1	43	1.5	31	1	40	45.8%



Alessandro Lever is GCU's No. 2 scorer at the Division I level

N

NAME	YEARS	G	PTS	PPG	REB	RPG	AST	BLK	STL	FG%
Neill, Aaron	1993-94	28	281	10.0	70	2.5	33	7	19	41.8%
Nelson, Cooper	2009-11	10	2	0.2	0	0.0	0	0	0	33.3%
Nelson, Jim	1966-68	34	76	2.2	95	2.8	4	0	2	32.2%
Nelson, Ryan	2004-06	52	604	11.6	233	4.5	387	11	97	46.2%
Newman, Ronnie	2001-03	51	196	3.8	49	1.0	87	0	49	34.8%
Newsom, Damien	2001-02	20	42	2.1	23	1.2	5	6	6	42.5%
Ngoundjo, Gaby	2009-11	58	440	7.6	335	5.8	36	75	36	51.0%
Nikolaus, D.L.	1965-66	21	96	4.6	41	2.0	10	0	13	37.0%
Nite, Ted	1968-70	46	158	3.4	61	1.3	42	0	29	35.7%
Nix, Paul	1960-63	15	10	0.7	7	0.5	2	0	4	22.2%
Noble, Bobby	1993-95	57	348	6.1	292	5.1	31	10	23	63.6%
Norris, Al	1992-93	13	32	2.5	11	0.8	4	0	2	37.5%
Nudo, Kenzo	2016-17	9	35	3.9	12	1.3	3	0	2	26.0%
Nurumbi, Engen	2008-09	27	405	15.0	180	6.7	35	33	39	50.0%

O

NAME	YEARS	G	PTS	PPG	REB	RPG	AST	BLK	STL	FG%
Oats, Jeff	1984-85	32	113	3.5	57	1.8	19	4	12	50.5%
Odeh, Maen	2004-05	27	96	3.6	72	2.7	20	5	12	50.6%
Odhiambo, Joseph	1988-89	8	5	0.6	4	0.5	2	0	2	50.0%
Offerman, Brent	1956-58	26	57	2.2	27	1.0	0	0	7	23.0%
O'Guinn, Mike	1995-97	26	110	4.2	44	1.7	16	1	13	53.1%
Okafor, Tobe	2014-15	5	4	0.8	5	1.0	0	3	0	20.0%
Okpoh, Bryce	2019-21	39	76	1.9	106	2.7	10	12	7	43.3%
Okugo, Akachi	2013-14	29	107	3.7	42	1.4	63	1	13	26.1%
Oliphant, Blair	1987-89	74	563	7.6	411	5.6	78	24	58	61.3%
Oliver, Mike	1999-00	4	0	0.0	1	0.3	0	0	0	0.0%
Ondigo, Joshua	1988-92	119	751	6.3	571	4.8	36	137	31	48.5%
Osborne, Mike	1974-78	100	595	6.0	272	2.7	154	0	80	42.7%
Otis, Kevin	1997-99	54	120	2.2	78	1.4	11	8	18	46.0%
Quedraogo, Yvan	2021-pres	-	-	-	-	-	-	-	-	-

P

NAME	YEARS	G	PTS	PPG	REB	RPG	AST	BLK	STL	FG%
Pappas, Jim	1977-79	48	69	1.4	19	0.4	39	0	15	46.2%
Pappas, Steve	1974-76	57	116	2.0	59	1.0	79	0	29	47.7%
Parish, Brad	1983-84	22	27	1.2	22	1.0	4	0	0	60.0%
Payne, Richard	1967-68	6	20	3.3	1	0.2	0	0	1	37.5%
Payne, Wayman	1981-82	15	20	1.3	10	0.7	12	0	0	42.1%
Peoples, Darrell	1991-93	55	735	13.4	405	7.4	165	16	95	53.9%
Pettaway, Jason	2004-05	8	19	2.4	10	1.3	1	0	5	61.5%
Pickrel, Braylon	2010-13	80	608	7.6	340	4.3	37	87	22	49.0%
Pile, Allen	1963-65	42	208	5.0	103	2.5	40	0	45	38.6%
Pittman, Carter	1981-83	33	100	3.0	86	2.6	23	0	0	51.3%
Pitts, Denford	1949-50	-	81	-	0	0.0	0	0	0	100.0%
Plaisier, Mark	2005-06	23	49	2.1	40	1.7	5	5	9	71.0%
Polk, Will	2002-03	27	81	3.0	32	1.2	52	1	13	41.2%
Polk, Willie	1977-79	61	670	11.0	138	2.3	252	0	85	52.6%
Poole, Duane	1975-77	18	46	2.6	25	1.4	16	0	1	52.6%
Pope, Dana	1993-94	26	642	24.7	184	7.1	74	5	33	56.2%
Powell, Carl	1981-83	54	333	6.2	146	2.7	64	0	0	46.1%
Prettyman, Leigh	1969-70	23	51	2.2	22	1.0	11	0	5	37.7%
Price, Bill	1976-80	117	869	7.4	862	7.4	193	0	93	51.2%
Prock, Dan	1967-68	14	85	6.1	37	2.6	1	0	4	43.8%
Pyers, Jim	1979-83	102	1,100	10.8	191	1.9	250	0	28	52.0%

Q

NAME	YEARS	G	PTS	PPG	REB	RPG	AST	BLK	STL	FG%
Quay, Bob	1951-52	7	0	0.0	0	0.0	0	0	0	0.0%

R

NAME	YEARS	G	PTS	PPG	REB	RPG	AST	BLK	STL	FG%
Ramirez, Tareq	2005-06	13	61	4.7	17	1.3	10	1	6	42.3%
Ramos, Marco	2009-10	32	199	6.2	104	3.3	36	4	22	47.0%
Reed, Larry	1995-97	55	433	7.9	188	3.4	120	6	58	43.1%
Reno, Mike	1970-71	19	58	3.1	32	1.7	10	0	9	37.1%
Rhymes, J.J.	2019-20	12	65	5.4	43	3.6	14	1	1	40.4%
Rice, Jim	1967-71	98	1,023	10.4	891	9.1	43	0	36	43.5%
Ricketts, Mike	1979-81	31	91	2.9	31	1.0	19	0	7	35.6%

Riggins, Jabari	2000-04	96	499	5.2	155	1.6	252	1	63	38.5%
Rising, Melvin	1952-56	88	1,117	12.7	781	8.9	0	0	0	34.8%
Rissi, John	1979-81	48	218	4.5	169	3.5	29	0	15	46.4%
Robbins, Barret	2010-13	84	192	2.3	244	2.9	33	22	25	38.6%
Roberts, Jerry	1955-56	-	1	-	6	-	0	0	0	0.0%
Robinett, Clarence	1950-54	65	675	10.4	155	2.4	0	0	0	52.4%
Rock, Jim	1957-58	16	70	4.4	47	2.9	5	0	14	40.0%
Rogers, Dennie	1980-81	28	70	2.5	27	1.0	25	0	6	38.6%
Ross, Gerard	1978-80	58	491	8.5	317	5.5	31	0	39	54.0%
Ross, Joe	1952-53	5	0	0.0	2	0.4	0	0	0	0.0%
Rucker, George	1985-86	7	22	3.1	22	3.1	1	1	2	41.7%
Russell, DeWayne	2014-17	85	1,249	14.7	276	3.2	423	9	119	40.7%



DeWayne Russell averaged 21.2 points in his senior campaign

S

NAME	YEARS	G	PTS	PPG	REB	RPG	AST	BLK	STL	FG%
Salazar, Alan	2008-09	1	0	0.0	0	0.0	0	0	0	0.0%
Sanders, Ben	2013-14	6	10	1.7	3	0.5	2	0	0	50.0%
Sankare, Ibrahima	2017-18	9	13	1.4	8	0.9	1	1	5	50.0%
Santa Cruz, Rudy	1971-73	51	678	13.3	416	8.2	58	0	32	44.8%
Schmidt, Dan	1974-76	60	143	2.4	132	2.2	31	0	6	43.2%
Scipio, Ron	1983-84	20	56	2.8	14	0.7	13	0	0	46.8%
Scott, Nate	1997-99	50	336	6.7	241	4.8	64	10	34	44.8%
Scroggins, Cecil	1985-87	65	639	9.8	466	7.2	32	79	35	58.9%
Seamster, Buddy	1951-55	78	459	5.9	151	1.9	0	0	0	36.0%
Self, Delbert	1957-58	1	0	0.0	0	0.0	0	0	2	0.0%
Senitz, Rick	1968-70	16	26	1.6	25	1.6	8	0	8	37.9%
Shannon, Quincy	1998-99	25	116	4.6	61	2.4	8	2	12	41.1%
Shaw, Isaiah	2021-pres	-	-	-	-	-	-	-	-	-
Shikles, Don	1976-77	17	31	1.8	14	0.8	4	0	1	58.3%
Shipp, Ed	1956-60	58	222	3.8	241	4.2	17	0	14	43.5%
Shirley, Jim	1962-63	15	43	2.9	28	1.9	4	0	4	47.6%
Showers, Mark	1983-85	16	17	1.1	8	0.5	4	0	0	46.2%
Shuey, Tom	1994-95	15	92	6.1	70	4.7	23	11	7	47.4%
Simmons, Shelton	1994-97	54	139	2.6	156	2.9	33	3	15	59.0%
Singleton, Ron	1986-87	38	726	19.1	100	2.6	125	3	60	45.6%
Slade, George	1977-80	42	392	9.3	184	4.4	27	0	26	52.5%
Smith, Hap	1978-80	57	224	3.9	164	2.9	66	0	18	46.2%
Smith, Kerwin	2014-18	78	244	3.1	203	2.6	4	23	13	58.2%
Smith, Quinn	2018-19	2	0	0.0	0	0.0	0	0	0	0.0%
Smith, Rashad	2020-pres	11	41	3.7	6	0.5	10	0	4	53.8%
Smith, Sonny	2005-06	5	21	4.2	4	0.8	2	0	3	50.0%
Somers, Del	2001-03	51	882	17.3	279	5.5	72	41	65	45.2%
Sorenson, Lew	1955-58	44	540	12.3	555	12.6	6	0	33	38.3%
South, Lynn	1962-66	88	761	8.6	420	4.8	42	0	51	39.0%

HISTORY » ALL-TIME ROSTER & STATS

Speckman, Joel	1991-93	57	353	6.2	119	2.1	74	8	43	40.0%
Speed, Kyle	2010-12	52	608	11.7	130	2.5	178	5	70	44.0%
Spry, Ethan	2019-pres	14	6	0.4	6	0.4	2	0	0	25.0%
Staples, Cornell	1982-84	51	406	8.0	252	4.9	89	0	0	49.8%
Stevenson, Kevin	2004-05	17	73	4.3	59	3.5	8	2	11	50.8%
Steward, Anthony	1989-90	33	449	13.6	58	1.8	79	3	45	44.3%
Stewart, Murphy	2001-03	31	73	2.4	66	2.1	6	22	4	46.4%
Stoglin, James	1984-85	8	26	3.3	6	0.8	3	0	2	58.3%
Stokes, Nate	1976-78	61	892	14.6	458	7.5	186	0	143	50.3%
Stone, Jayden	2020-pres	15	57	3.8	17	1.1	19	0	9	33.9%
Stout, Bob	1974-76	63	705	11.2	434	6.9	77	0	33	54.2%
Stringer, H.K.	1949-51	9	85	9.4	0	0.0	0	0	0	100.0%
Stroman, Terrance	2002-03	26	53	2.0	53	2.0	14	3	15	39.3%
Stromwall, Jason	2005-07	56	550	9.8	218	3.9	71	4	39	49.6%
Sullivan, Bill	1965-68	75	884	11.8	733	9.8	61	0	42	44.6%
Swain, Emil	2004-05	28	205	7.3	57	2.0	59	6	16	52.4%
Swenton, Matt	2000-01	12	9	0.8	8	0.7	1	1	4	50.0%
Swindle, Larry	1963-64	2	6	3.0	1	0.5	0	0	0	100.0%
Swinford, Mike	1968-70	46	657	14.3	151	3.3	102	0	78	43.9%
Sy-Savane, Cheick	2016-18	8	12	1.5	1	0.1	0	0	0	30.8%

T

NAME	YEARS	G	PTS	PPG	REB	RPG	AST	BLK	STL	FG%
Tackett, Ron	1958-59	20	135	6.8	61	3.1	12	0	36	32.3%
Tadema, Cliff	1974-75	7	20	2.9	16	2.3	1	0	1	60.0%
Taylor, Charlie	1961-62	6	32	5.3	11	1.8	3	0	5	27.9%
Taylor, Eric	1988-91	92	814	8.8	512	5.6	71	31	47	52.5%
Tchatchoua, Rony	2009-11	58	436	7.5	141	2.4	39	18	47	54.9%
Teague, Bernie	1971-72	28	196	7.0	88	3.1	29	0	44	40.3%
Thomas, Ken	1957-60	45	156	3.5	135	3.0	18	0	31	33.7%
Thompson, Dwaine	1993-94	6	7	1.2	7	1.2	0	0	0	27.3%
Thompson, Orrin	1960-61	3	2	0.7	4	1.3	0	0	0	50.0%
Thompson, Richard	1964-65	7	66	9.4	61	8.7	9	0	4	38.6%
Tidmore, Maynard	1959-62	65	737	11.3	640	9.8	49	0	64	33.5%
Toure, Boubacar	2015-16	8	35	4.4	30	3.8	0	4	1	44.8%
Traylor, Jack	1968-69	24	257	10.7	203	8.5	9	0	17	38.8%
Trevino, Rod	1988-89	1	4	4.0	0	0.0	0	0	0	100.0%
Tripp, Homer	1975-76	13	20	1.5	13	1.0	1	0	0	45.0%
Tucker, Kevin	1983-85	63	343	5.4	85	1.3	123	5	31	43.5%
Turner, Doug	1958-60	43	478	11.1	114	2.7	42	0	52	38.1%
Turner, Eddie	1999-02	81	841	10.4	483	6.0	74	77	67	54.4%
Turner, Milton	1967-68	12	34	2.8	23	1.9	1	0	2	39.5%

U

NAME	YEARS	G	PTS	PPG	REB	RPG	AST	BLK	STL	FG%
Upton, Greg	1968-71	74	543	7.3	532	7.2	27	0	26	46.8%


V

NAME	YEARS	G	PTS	PPG	REB	RPG	AST	BLK	STL	FG%
Vander Ploeg, Steve	1972-75	28	49	1.8	34	1.2	6	0	3	40.0%
Vaughn, Mike	1988-89	1	0	0.0	0	0.0	0	0	0	0.0%
Vernon, Keonta	2015-18	99	838	8.5	631	6.4	93	71	80	51.8%
Vinson, Joe	1992-93	13	49	3.8	47	3.6	3	2	6	47.6%
Vujas, Mike	1969-70	4	4	1.0	9	2.3	1	0	0	14.3%

W

NAME	YEARS	G	PTS	PPG	REB	RPG	AST	BLK	STL	FG%
Waddell, Ron	1966-67	20	108	5.4	58	2.9	11	0	11	40.4%
Wahlstrom, Dave	1994-95	20	21	1.1	8	0.4	0	2	3	26.1%
Walker, Demetrius	2013-14	9	152	16.9	50	5.6	20	1	9	41.9%
Walker, Tom	1949-50	1	2	2.0	0	0.0	0	0	0	100.0%
Walton, Michael	1983-84	7	8	1.1	10	1.4	0	0	0	42.9%
Ward, Gary	1985-87	34	99	2.9	36	1.1	14	1	7	45.6%
Ware, Gary	1987-88	22	416	18.9	142	6.5	73	23	33	49.4%
Warren, Bo	1962-66	78	1,095	14.0	700	9.0	89	0	83	42.5%
Warren, Kevin	1984-86	56	1,118	20.0	235	4.2	166	4	53	52.1%
Washington, Juwan	2016-17	3	4	1.3	0	0.0	0	0	0	100.0%
Waston, Bob	1949-50	1	0	0.0	0	0.0	0	0	0	0.0%
Weaver, Joe	1963-64	2	0	0.0	1	0.5	0	0	0	0.0%
Webb, Brian	2001-02	3	2	0.7	3	1.0	0	0	0	33.3%
Welch, Mike	1981-82	28	147	5.3	93	3.3	16	0	0	53.8%
Wells, Scott	1983-84	6	2	0.3	0	0.0	0	0	0	100.0%

Wesolowski, Justin	2009-12	83	616	7.4	475	5.7	99	22	60	48.5%
Wesson, Jim	1956-57	5	4	0.8	6	1.2	0	0	0	33.3%
Wheeler, Mark	1988-89	24	43	1.8	38	1.6	26	0	7	48.3%
White, Darius	1949-50	1	14	14.0	0	0.0	0	0	0	100.0%
White, Darius	1992-93	17	30	1.8	14	0.8	8	1	5	30.0%
White, Grant	2015-16	14	27	1.9	6	0.4	4	1	0	31.0%
Wilcox, Earl	1969-73	53	469	8.8	241	4.5	94	0	36	46.8%
Williams, Brian	1983-84	30	444	14.8	83	2.8	63	0	0	46.9%
Williams, Chris	1986-87	6	96	16.0	14	2.3	19	0	10	44.2%
Williams, Danl	1987-89	53	960	18.1	196	3.7	105	19	38	48.0%
Williams, Dave	1959-60	6	6	1.0	7	1.2	0	0	2	28.6%
Williams, John	1996-97	28	122	4.4	110	3.9	28	13	26	39.4%
Williford, Darryl	1988-90	65	571	8.8	155	2.4	103	5	52	47.9%
Winters, Bill	1954-55	2	8	4.0	6	3.0	0	0	0	44.4%
Witherill, Nick	2009-12	82	733	8.9	176	2.1	119	4	77	38.2%
Wittmer, Roy	1957-58	3	15	5.0	2	0.7	0	0	0	60.0%
Wolf, Greg	1972-73	20	64	3.2	29	1.5	4	0	3	56.8%
Woods II, Holland	2021-pres	-	-	-	-	-	-	-	-	-
Woods, Maurice	1985-86	16	31	1.9	34	2.1	19	0	17	35.9%
Woolridge, Royce	2014-15	32	338	10.6	88	2.8	72	3	29	45.6%
Wyatt, James	1964-66	33	172	5.2	172	5.2	15	0	8	37.6%
Wynn, Fletcher	2010-11	25	126	5.0	57	2.3	49	4	12	51.5%



Kevin Warren played at GCU before going on to become the commissioner of the Big Ten Conference

Y

NAME	YEARS	G	PTS	PPG	REB	RPG	AST	BLK	STL	FG%
Yoklev, Dawaine	1986-87	24	61	2.5	13	0.5	13	0	7	42.1%
Young, Danny	1985-87	35	157	4.5	48	1.4	39	7	9	47.6%
Youngbloom, Jim	1957-58	1	2	2.0	0	0.0	0	0	0	0.0%

Z

NAME	YEARS	G	PTS	PPG	REB	RPG	AST	BLK	STL	FG%
Zdor, Dima	2020-pres	13	23	1.8	16	1.2	3	0	0	50.0%
Zuilhof, Jake	2011-14	33	46	1.4	45	1.4	2	7	4	55.6%
Zuniga, Enrique	1997-99	54	580	10.7	190	3.5	110	14	91	48.9%

Bold denotes current players



HISTORY » ALL-TIME NUMERICAL ROSTER

00

Somers, Delano	2002-03
Dobrzanski, Jovian	2000-01
McCowan, Lee	1999-2000
Steward, Mevlin	1998-99
Allen, Jerry	1996-98
Geer, Nathan	1994-95
Karuletwa, Jack	1993-94
Norris, Al	1992-93

0

Miller-Moore, Sean	2020-pres
Rhymes, J.J.	2018-20
Carr, Shaq	2016-18
Russell, DeWayne	2014-17
Carroll, Brad	2009-13

1

Zdor, Dima	2020-pres
Brown, Isiah	2018-20
Aidoo, Fiifi	2016-18
Glaze, Grandy	2015-16
Juarez, Isaiah	2014-15
Walker, Demetrius	2013-14
Fetters, Micah	2010-13
Benson, T.J.	2009-10

2

McMillian, Chance	2020-pres
Drechsel, Trey	2018-19
Braun, Joshua	2014-18
Lowery, Jeff	2012-14

3

Knox, Kobe	2021-pres
Dixon, Mikey	2019-21
Dale, Parker	2017-18
Washington, Juwan	2016-17
White, Grant	2015-16
Daly, Sam	2013-15
Morin, Steve	2012-13
Speed, Kyle	2010-12
Nelson, Cooper	2009-10
Hill, Dane	2008-09
Davis, Richard	2005-07
Green, Curtis	2004-05
Riggins, Jabari	2000-04
Miller, Zach	1999-2000
Hester, Seneca	1998-99
Zuniga, Enrique	1997-98
Murphy, Mark	1996-97
Gonzales, Josh	1994-96
Hayes, Chester	1990-94
Steward, Anthony	1989-90
Johnson, Craig	1987-89

4

Frayer, Oscar	2016-21
Majerle, Ryan	2013-16
Johnson, Chris	2010-12

5

Blackmon, Jalen	2021-pres
Bangai, Louis	2019-20
Jackson, Matt	2014-19
Foreman, Justin	2011-14
Wynn, Fletcher	2010-11
Ngoundjo, Gaby	2009-10
Greene, Mike	1986-87
Fudge, Jeff	1985-86
Carter, Billy	1983-84

10

Blacksher Jr., Jovan	2019-pres
Milstead, Damari	2017-18
Magee, Dominic	2015-16
Estelle, Jevon	2013-14
Lowery, Joshua	2012-13
Morin, Steve	2009-12
Chambers, Shansan	2006-07, 08-09
Fierros, Manny	2007-08
Nelson, Ryan	2004-06
Showers, Mark	1984-85
Williams, Bryan	1983-84
Pyers, Jim	1979-83
Bartzis, Pete	1978-79
Moorer, Chuck	1976-78
Everett, David	1974-76
Luster, Rick	1972-74
Teague, Bernie	1971-72
Acker, Joe	1970-71
Burnside, Joe	1968-70
Helton, J.C.	1966-68
Fossum, Dub	1962-66
Martin, Harry	1959-62
Eshelman, Don	1955-57
Winters, Bill	1954-55
Baker, Sharky	1953-54
McGough, Byron	1951-53

11

Woods II, Holland	2021-pres
Smith, Rashad	2020-21
Milstead, Damari	2018-19
Benson, Casey	2017-18
Davis, De'Andre	2014-16
Pickrel, Braylon	2010-13
Dempster, Brandon	2007-09
Grothaus, Mike	2004-05, 06-07
Graves, Ricky	1984-85
Stoglin, James	1984-85
Showers, Mark	1983-84
Tucker, Kevin	1983-84
Martin, Harry	1958-59
Sorensen, Lew	1955-58
Seamster, Buddy	1952-55

12

Blumbergs, Roberts	2017-19
Toure, Boubacar	2015-17
Alexander, Daniel	2013-15
Ngoundjo, Gaby	2010-11
Doughty, Cramer	2009-10
Singleton, Ron	1986-87
Woods, Maurice	1985-86
Henderson, Reggie	1984-85
Craig, Larry	1982-83
Mayberry, Robert	1981-82
Benion, David	1979-80
Bacon, Richard	1975-79
Everett, David	1971-72, 73-74
Burdette, Scott	1974-75
Wilcox, Earl	1972-73

Lloyd, Jackson	1970-71
Senitza, Rick	1968-70
Lopez, Dave	1967-68
Corley, Bob	1966-67
Hanley, Terry	1962-66
Embry, Tom	1960-61
Blake, Jack	1959-60
Bisbee, Chuck	1955-59
Wittmer, Roy	1957-58
Gorraiz, Pete	1952-54
Knox, Al	1953-54

13

Igiehon, Aidan	2021-pres
Jenkins, Lorenzo	2019-20
Sankare, Ibrahima	2016-18
Ljeskovic, Uros	2015-16
Green, Curtis	2003-04
Newman, Ronnie	2001-03
Janssen, John	2000-01
Dittrich, Seth	1999-2000
Zuniga, Enrique	1998-99
Barquin, Bill	1996-98
Reese, Mackie	1994-95
Gutierrez, Fredy	1993-94
Peoples, Darrell	1991-93
Jones, John	1990-91
Taylor, Eric	1989-90
Dyer, Mark	1987-88
Lopez, Mario	1988-89
Dean, T.C.	1956-59
Rising, Melvin	1952-56

14

Stone, Jayden	2021-pres
Okugo, Akachi	2013-14
Karre, Milee	2005-09
Yokley, Dawaine	1986-87
Gantt, Bobby	1985-86
Treat, Kris	1984-85
Wells, Scott	1983-84
Pittman, Carter	1982-83
Ricketts, Mike	1979-81
Pappas, Jim	1977-79
Shikles, Don	1976-77
Forrest, Truett	1972-76
Heiple, John	1971-72
Prettyman, Leigh	1969-71
Foote, Ernie	1965-68
Staub, Roger	1964-65
Weaver, Joe	1963-64
Brown, Phil	1962-63
Buzzard, Bob	1961-62
Turner, Doug	1959-60
Thomas, Ken	1958-59
Offerman, Brent	1956-58
Dean, Howard	1954-56
Ross, Joe	1952-53

15

Gerdas, Raef	2018-pres
Sy-Savane, Cheick	2016-18
Toure, Boubacar	2014-15
Brooks, Derreck	2012-13
Currier, Travis	2011-12
Tchatchoua, Rony	2009-11
Dahlberg, Jeremy	2003-04
Harris, Sean	2001-03
Baker, Kweli	1999-2001
Edmonds, Prince	1997-99
Finney, Tyrone	1994-96
Meeks, Elbert	1992-94

Allison, Joey	1990-91
Dyer, Mark	1989-90
Dunlap, Darren	1987-88
James, David	1984-85
Turner, Doug	1958-59
Thomas, Ken	1957-58
George, Bill	1956-57
Menefee, Jerry	1955-56
Franklin, Jim	1953-55
Davis, Bob	1949-53

16

Mattson, Gary	1958-59
Baker, Doug	1957-58
Shipp, Ed	1956-58
Menefee, Jerry	1952-53, 54-55

17

Baker, Doug	1955-57, 58-59
Kay, Wickie	1954-55
Greer, Bert	1950-54

18

Hegler, Bill	1956-59
Roberts, Jerry	1955-56
Forrest, Nelson	1949-51, 53-55

19

Carter, Jim	1954-57
-------------	---------

20

Geer, Nathan	1995-96
Dalesio, Ron	1986-87
Monteverde, Rod	1984-86
Scipio, Ron	1983-84
Powell, Carl	1981-83
Benjamin, Vic	1981-82
Baker, Robin	1979-80
Campbell, Joe	1978-79
Dawson, Ed	1976-78
Burdette, Scott	1973-74
Helton, Eugene	1970-73
Swinford, Mike	1968-70
Payne, Richard	1967-68
Carlile, Jim	1966-67
Helton, J.C.	1965-66
Lewis, Ron	1964-65
Swindle, Larry	1963-64
Gilliam, Gary	1961-63
Mattson, Gary	1959-61
Deines, Bob	1957-59
Gilbert, Archie	1956-57
Kopke, Jerry	1955-56
Baker, Sharky	1952-53

21

Lloyd, Liam	2020-pres
Smith, Kerwin	2014-18
Garrison, Jerome	2011-15
Nelson, Cooper	2010-11
Dullakias, Brandon	2009-10
Tackett, Ron	1958-59
Mattson, Gary	1957-58
Jackson, Mickey	1956-57
Baker, Charlie	1952-56

22

Stone, Jayden	2020-21
Allen, Nehemiah	2017-18

Carrion, Adrian	2015-17
Woolridge, Royce	2014-15
Wesolowski, Justin	2009-12
Morrison, Ty	2007-08
Lee, Bryan	2003-07
Garner, Dante	2001-03
Chin, Marques	2000-01
Inman, Spencer	1998-2000
O'Guinn, Mike	1996-97
Mooney, Anthony	1995-96
Odihambo, Joseph	1990-91
McDaniel, David	1989-90
Ledbetter, Mike	1987-89
Mead, Randy	1982-83, 84-85
Payne, Wayman	1981-82
McCormick, Charlie	1979-81
Babcock, David	1978-79
Osborne, Mike	1974-78
Babcock, Rob	1972-74
Bridges, Eric	1971-72
Reno, Mike	1970-71
Nite, Ted	1968-70
Turner, Milton	1967-68
Nikolaus, Gerald	1965-67
Brewer, Gerry	1962-64
Taylor, Charlie	1961-62
Miller, Everett	1960-61
Thomas, Ken	1959-60
Shipp, Ed	1958-59
Dean, Howard	1956-58
Hill, Bob	1952-56

23

Johnson, Carlos	2018-20
Clark, Darion	2016-17
Estelle, Jevon	2014-16
Whitehead, Ryan	2013-14
Robbins, Barret	2010-13
Daugherty, Kevin	2008-09
Gonzales, David	2005-09
Smith, Sonny	2005-06
Davis, Prileu	2004-05
Wesson, Jim	1956-57
Robinett, Clarence	1950-54

24

Ouedraogo, Yvan	2021-pres
Okpoh, Bryce	2019-21
Finke, Tim	2018-19
Vernon, Keonta	2015-18
Foster, Alyx	2009-10
Carter, Londen	2007-09
McGruder, Brandon	2008-09
Greene, Devon	2006-07
Mohammed, Caliph	2005-06
Pettaway, Jason	2004-05
Young, Danny	1985-87
Tucker, Kevin	1984-85
Davis, Rick	1983-84
Fearen, Ray	1982-83
McIver, Scott	1980-82
Lamb, Terry	1979-81
Arvizu, Ray	1977-79
Martin, Dan	1976-77
Craig, Les	1975-76
Haddow, Mike	1973-75
Vander Ploeg, Steve	1972-73
Garza, John	1971-72
McCormick, Charlie	1970-71
Lewis, Ron	1965-68
French, Bill	1963-65
Cook, Jim	1961-63
Knight, Steve	1960-61

Aycock, Lloyd	1959-60
Gray, Bob	1956-57
Forrest, Dan	1950-54

25

Lever, Alessandro	2017-21
Tolson, Zach	2015-16
Jaksic, Miroslav	2013-15
Currier, Dillon	2011-13
Currier, Travis	2009-11
Williams, Chris	1986-87
King, Leland	1985-86
Staples, Cornell	1983-84

30

McGlothan, Gabe	2019-pres
Polk, Will	2002-04
Dobrzanski, Jovian	2001-02
Chaney, Tariq	1999-2000
Shannon, Quincy	1998-99
Byron, Rudy	1997-98
Archbold, Kenny	1994-97
Johnson, Estevan	1993-94
Barnett, Andre	1992-93
McKinney, Rhon	1990-91
Scroggins, Cecil	1985-87
Grindatto, Jean-Marc	1983-85
Jones, Elliot	1982-83
Gilchrist, Wayne	1980-82
Farrell, Charlie	1978-80
Lawal, Abidemi	1977-78
Holm, George	1975-77
Tadema, Cliff	1974-75
Alvarado, Andy	1973-74
Bateman, Kelly	1971-72
Wolf, Greg	1972-73
Chase, Bob	1969-71
Layne, Charles	1967-68
Holt, Dennis	1966-67
Nikolaus, D.L.	1965-66
Brown, Phil	1963-65
Shirley, Jim	1962-63
Tidmore, Maynard	1959-62

31

Spry, Ethan	2019-pres
Adams, Jeremy	2013-14
O'Guinn, Mike	1995-96
Odihambo, Joseph	1989-90
Oliphant, Blair	1987-89

32

Larson, Killian	2011-14
Ramos, Marco	2009-10
Cuen, Eric	2008-09
Bogan, Rudy	2006-08
Ramirez, Tareq	2005-06
Swain, Emil	2004-05
Hall, Royce	2003-04
Brown, Garrett	2002-03
Key, Damon	1999-2000
Scott, Nate	1997-99
Cathey, Curtis	1994-95
Pope, Dana	1993-94
Wildenborg, Ethan	1992-93
Williford, Darryl	1988-90
Johns, Rodney	1986-88
Mitchell, Cleveland	1985-86
Cecil, Dave	1984-85
Boatright, Mike	1980-84
Smith, Hap	1978-80
Stokes, Nate	1976-78

Tripp, Homer	1975-76
Bateman, Kelly	1973-75
Baxter, Rodney	1971-73
Gast, Keith	1969-71
Murphy, Jim	1966-68
Warren, Bo	1962-66
Frank, Noel	1960-62
Leach, Ken	1959-60

33

Shaw, Isaiah	2021-pres
Midtgaard, Asbjørn	2020-21
Moore, Blake	2008-09
Stromvall, Jason	2005-07
Ellsworth, Drew	2004-05
Carranza, Frank	2002-04
Costello, Chris	2000-01
Moss-Kelly, Steve	1999-2000
Mora, Justin	1997-99
Reed, Larry	1995-97
Barrs, Yul	1994-95
Neill, Aaron	1993-94
Briscoe, Chad	1991-93
Jones, Derek	1989-91
Williams, Danl	1987-89
Rucker, George	1985-86
Kennedy, Kevin	1984-85
Hodo, Dewan	1983-84

34

Cuen, David	2008-09
Makinde, Ladi	2006-08
Alonzo, Noé	2004-06
Capriotti, James	1994-95
Hudgens, Trent	1992-94
Carter, Maurice	1990-92
Allison, Joey	1989-90
Wheeler, Mark	1988-89
Dalessio, Ron	1987-88
Warren, Kevin	1984-86
Carter, Billy	1982-83
Hamilton, Danny	1983-84
McFerran, Ted	1980-82
Slade, George	1977-78, 79-80
Barney, Matt	1978-79
Harrison, Wayne	1974-77
Ledbetter, Mart	1973-74
Lansman, Gary	1972-73
Mitchell, Dwain	1970-71
Vujas, Mike	1969-70
Gagnon, Duane	1965-69
Jakes, David	1963-64
Conner, Jerry	1960-63
Bonham, Dave	1959-60

35

Cherry, Taeshon	2021-pres
Nudo, Kenzo	2015-17
Sanders, Ben	2013-14
Ward, Gary	1985-87
Oats, Jeff	1984-85
Graves, John	1983-84

40

Allen, Nehemiah	2016-17
Davis, Blake	2011-14
Newendyke, Paul	2010-11
Janssen, John	2001-03
Gottlieb, Dan	2000-01
Amoaku, Kwaku	1999-2000
Otis, Kelvin	1997-99
Simmons, Shelton	1994-97

Marks, Ramon	1993-94
Kyle, Anthony	1992-93
Gaines, Cliff	1990-91
Lebeck, Ken	1985-86
Davis, Rick	1984-85
McKinney, Anthony	1981-83
Brower, Tim	1979-80
Polk, Willie	1977-79
Miller, Dennis	1976-77
Joyce, James	1975-76
Hightower, Rodney	1973-75
Darrington, Craig	1972-73
Babcock, Rob	1970-72
Farmer, Stan	1968-70
South, Lynn	1962-63
Jackson, Roger	1963-65
Creech, Dave	1961-62
Thompson, Orrin	1960-61
Acton, Jim	1959-60

41

Plaisir, Mark	2005-06
Stevenson, Kevin	2004-05
Stroman, Terrance	2002-03
Newsom, Damien	2001-02
Knighton, Touré	1997-2001
Hersha, Derek	1995-97
Wahlstrom, Dave	1994-95
Thompson, Dwaine	1993-94
Jones, John	1992-93
Trogni, John	1990-91
Gaines, Cliff	1989-90
Dyer, Mark	1988-89
Ware, Gary	1987-88

42

Martin, Gerard	2014-19
Hunter, Brian	2002-04
Turner, Eddie	1999-2002
Amoaku, Kwaku	1998-99
Hansen, Nathan	1995-98
Shuey, Tom	1994-95
Manning, Vincent	1991-93
Jones, Steve	1988-90
Henige, Bob	1985-88
Walton, Michael	1983-84
Staples, Cornell	1982-83
Gray, Brian	1980-82
Churchill, Jeff	1976-80
Schmidt, Dan	1974-76
Irvine, Jim	1970-74
Wilcox, Earl	1969-70
Jones, Carlton	1967-69
Waddell, Ron	1966-67
Thompson, Richard	1964-65
Hill, Larry	1963-64
Bush, Steve	1962-63
Nix, Paul	1960-62
Wiley, Coy	1959-60

43

Finke, Michael	2018-19
Greene, Michael	1985-86

44

Fredrick, Rayner	2012-13
Witherill, Nick	2009-12
Glenn, Andray	2005-09
Mohammed, Caliph	2002-04
Daniels, Arthur	2000-02
Gottlieb, Dan	1999-2000
Hall, Andre	1997-99

HISTORY » ALL-TIME NUMERICAL ROSTER

Alexander, Bobby	1996-97
Corley, Guy	1994-96
Hines, Don	1993-94
Speckman, Joel	1991-93
Taylor, Eric	1988-89, 90-91
Edwards, Andre	1989-90
Kovacic, Emilio	1987-88
James, Darrell	1984-87
Jones, Dormin	1983-84
Gillis, Bryan	1982-83
Pittman, Carter	1981-82
Price, Bill	1976-80
Stout, Bob	1974-76
Dunse, Steve	1971-74
Rice, Jim	1967-71
Dollar, Lee	1966-67
Wyatt, James	1964-66
Johnston, Jim	1963-64
Anfinson, Dave	1959-63

45

Houston, Jacoury	2002-03
Webb, Brian	2001-02
Mullins, Kenny	1998-2001
Johnson, Davin	1997-98
Noble, Bobby	1993-95
White, Darius	1992-93
Johnson, Mike	1989-92
Akre, Ron	1986-88
Ryan, Danny	1984-85

50

Okafor, Tobe	2014-15
Boone, Camryn	2012-13
Golleher, Michael	2008-09
Johns, Jesse	2005-06
Daye, Mike	2003-05
Stewart, Murphy	2001-03
Goodere, Justin	1998-2000
Fourie, Christian	1997-98
Williams, John	1996-97
Llamas, Horacio	1994-96
McClinton, Ray	1993-94
Eymann, Chris	1992-93
Ondigo, Joshua	1988-92
Gallagher, Bob	1985-88
Jackson, Ray	1978-79, 84-85
Parish, Brad	1983-84
Kulovitz, Bob	1982-83
Hightower, Nate	1981-82
Duncan, Tony	1979-81
Hall, George	1976-78
Forrest, Bayard	1972-76
Darrington, Craig	1971-72
Collins, Jim	1969-71
Traylor, Jack	1968-69
Nelson, Jim	1966-68
Barfield, Larry	1964-65
Bush, Steve	1963-64
Nix, Paul	1962-63
Johnston, Jim	1961-62
Gilliam, Gary	1960-61
Shipp, Ed	1959-60

51

none

52

Zuillhof, Jake	2011-14
Jackson, Ray	1977-78, 82-83
Welch, Mike	1981-82
Ross, Gerard	1978-80

Forrest, Jon	1973-77
Santa Cruz, Rudy	1971-73
Upton, Greg	1968-71
Prock, Dan	1967-68
South, Lynn	1963-66
Lindsey, Ben	1959-62

53

none

54

Kanis, Brad	2007-08
Greer, Ricky	2003-05
Daniels, Arthur	1999-2000
Swenton, Matt	2000-01
Cox, Rob	1998-99
Gillette, Tony	1996-97
Langford, Eric	1994-96
Eymann, Chris	1993-94
Holthaus, Todd	1991-93
Geerders, Gijs	1989-90
Harrison, Toby	1981-83
Rissi, John	1979-81
Herrington, Hank	1977-79
Poole, Duane	1975-77
Vander Ploeg, Steve	1973-75
Bretz, Gary	1970-73
Ernst, Gary	1968-70
Sullivan, Bill	1965-68
Pile, Allen	1963-65
Cordova, Joe	1962-63
Aycock, Lloyd	1960-62
Williams, Dave	1959-60

55

Ellis, Walter	2021-pres
Nurumbi, Engen	2008-09
Yato, Adeyemi, Dabi	2006-07
Odeh, Maen	2004-05
Enge, Robert	1987-89

» BIGGEST WIN MARGIN

ALL-TIME

1	11/19/96	Arizona College of the Bible	D2	144-46	98
2	1/14/89	at West Coast Christian	NAIA	141-57	84
3	1/17/87	Wassuk	NAIA	142-64	78
4	1/11/07	Southwestern College	D2	123-60	63
5	1/15/21	Bethesda	D1	121-62	59
6	2/6/06	Southwestern College	D2	114-57	57
7	2/12/55	at Cal Baptist Covina	NAIA	100-44	56
8	12/9/88	Colorado Christian	NAIA	124-68	56
9	1/30/88	The Master's College	NAIA	115-61	54
10	1/11/96	Pacific Christian	D2	106-54	52
11	1/16/21	Bethesda	D1	98-47	51
12	11/16/13	Western New Mexico	D1	91-41	50
13	1/20/99	Cal Poly Pomona	D2	108-60	48
14	2/11/75	New Mexico Highlands	NAIA	114-67	47
15	12/16/95	Clarke	D2	106-59	47
16	1/7/83	Los Angeles Baptist	NAIA	93-48	45
17	2/25/89	at Christian Heritage	NAIA	117-72	45
18	2/8/05	Southwestern	D2	101-56	45
19	1/21/06	Southwestern	D2	110-65	45
20	1/29/70	Colorado Mines	NAIA	122-78	44
21	1/17/81	Cal Lutheran	NAIA	90-46	44
22	11/28/87	at UC San Diego	NAIA	116-72	44
23	1/23/59	California Baptist	NAIA	99-56	43
24	1/29/82	Occidental	NAIA	98-55	43
25	12/1/87	College of St. Thomas	NAIA	110-67	43
26	1/26/93	Pacific Christian	D2	132-89	43
27	11/17/07	at New Mexico Highlands	D2	91-48	43
28	2/8/58	at California Baptist	NAIA	87-45	42
29	12/5/87	Point Loma	NAIA	121-79	42
30	1/6/94	Chaminade	D2	115-73	42
31	2/2/06	Western New Mexico	D2	100-58	42
32	11/10/18	Delaware State	D1	89-47	42
33	12/20/68	Southern Cal. (Vanguard)	NAIA	101-60	41
34	2/16/80	College of Santa Fe	NAIA	103-62	41
35	1/9/82	California Baptist	NAIA	79-39	40
36	2/18/82	at California Baptist	NAIA	80-40	40
37	1/2/93	UC Riverside	D2	105-65	40
38	2/25/06	Notre Dame de Namur	D2	110-70	40
39	12/22/16	Arkansas-Pine Bluff	D1	89-49	40
40	12/1/20	Mississippi Valley State	D1	88-49	39
41	2/6/70	Southern Utah	NAIA	125-86	39
42	2/10/72	at La Verne	NAIA	94-55	39
43	12/10/77	California Baptist	NAIA	109-70	39

TOTALS

30+ point victories	120
Home	93
Away	22
Neutral	5
1950s	13
1960s	10
1970s	15
1980s	23
1990s	21
2000s	15
2010s	17
2020s	6
As NAIA team	64
As D2 team	34
As D1 team	22
Most in a season (6, 4 times)	86-87, 87-88, 05-06, 20-21
40+ point victories	39
50+ point victories	12

DIVISION I

1	1/15/21	Bethesda	D1	121-62	59
2	1/16/21	Bethesda	D1	98-47	51
3	11/16/13	Western New Mexico	D1	91-41	50
4	11/10/18	Delaware State	D1	89-47	42
5	12/22/16	Arkansas-Pine Bluff	D1	89-49	40
6	12/1/20	Mississippi Valley State	D1	88-49	39
7	1/23/21	at Dixie State	D1	81-46	35
8	3/12/21	vs. Seattle U	D1	81-47	34
9	11/23/15	Mississippi Valley State	D1	94-60	34
10	12/9/17	Grambling State	D1	87-53	34
11	2/3/18	Chicago State	D1	89-55	34
12	1/17/19	Chicago State	D1	80-46	34
13	11/19/15	Alcorn State	D1	79-46	33
14	11/25/16	Coppin State	D1	70-37	33
15	12/18/17	Mississippi Valley State	D1	71-38	33
16	2/21/19	California Baptist	D1	91-58	33
17	1/17/17	San Diego Christian	D1	90-58	32
18	11/29/20	Benedictine Mesa	D1	94-63	31
19	2/16/19	Chicago State	D1	90-59	31
20	2/27/19	Eastern New Mexico	D1	95-64	31
21	11/29/13	San Diego Christian	D1	91-61	30
22	12/21/17	Longwood	D1	86-56	30

DIVISION I VS. DIVISION I

1	11/10/18	Delaware State	D1	89-47	42
2	12/22/16	Arkansas-Pine Bluff	D1	89-49	40
3	12/1/20	Mississippi Valley State	D1	88-49	39
4	1/23/21	at Dixie State	D1	81-46	35
5	3/12/21	vs. Seattle U	D1	81-47	34
6	11/23/15	Mississippi Valley State	D1	94-60	34
7	12/9/17	Grambling State	D1	87-53	34
8	2/3/18	Chicago State	D1	89-55	34
9	1/17/19	Chicago State	D1	80-46	34
10	11/19/15	Alcorn State	D1	79-46	33
11	11/25/16	Coppin State	D1	70-37	33
12	12/18/17	Mississippi Valley State	D1	71-38	33
13	2/21/19	California Baptist	D1	91-58	33
14	2/16/19	Chicago State	D1	90-59	31
15	12/21/17	Longwood	D1	86-56	30

OUTLOOK


REVIEW

TEAM

THIS IS GCU

HISTORY

HISTORY » LOPES IN THE LEAGUE



BAYARD FORREST

AT GCU: 1972-76

CENTER 6-10 235



AT GRAND CANYON

Year	GP	GS	MIN	MPG	TOTALS			3-POINT			FREE THROWS			REBOUNDING				PF	AST	APG	TO	BLK	STL	PTS	PPG
					FG	FGA	PCT	FG	FGA	PCT	FT	FTA	PCT	OFF	DEF	TOT	AVG								
1972-73 (Fr.)	29	--	--	--	205	409	50.1	--	--	--	90	130	69.2	131	289	420	14.5	85	64	2.2	56	--	34	500	17.2
1973-74 (So.)	30	--	--	--	227	427	53.2	--	--	--	91	117	77.8	125	259	384	12.8	71	137	4.6	70	--	38	545	18.2
1974-75 (Jr.)	33	--	--	--	257	457	56.2	--	--	--	88	136	64.7	157	258	415	12.6	92	101	3.1	78	--	37	602	18.2
1975-76 (Sr.)	30	--	--	--	222	410	54.1	--	--	--	104	151	68.9	86	239	325	10.8	66	119	4.0	67	--	31	548	18.3
Career Total	122	--	--	--	911	1,703	53.5	--	--	--	373	534	69.9	499	1,045	1,544	12.7	314	421	3.5	271	--	140	2,195	18.0

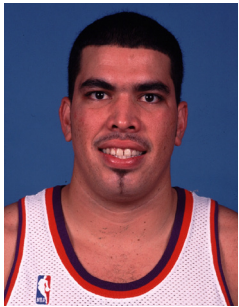
PRO CAREER

Year	Team	Lg	GP	GS	MIN	MPG	TOTALS			3-POINT			FREE THROWS			REBOUNDING				PF	AST	APG	TO	BLK	STL	PTS	PPG
							FG	FGA	PCT	FG	FGA	PCT	FT	FTA	PCT	OFF	DEF	TOT	AVG								
1977-78	Phoenix Suns	NBA	64	--	887	13.9	111	238	46.6	--	--	--	49	103	47.6	84	166	250	3.9	105	129	2.0	84	34	23	271	4.2
1978-79	Phoenix Suns	NBA	75	--	1,243	16.6	118	272	43.4	--	--	--	62	115	53.9	110	205	315	4.2	151	167	2.2	107	37	29	298	4.0
1979-80	Phoenix Suns	NBA	---- did not play - injury (back) ----																								
Career Total			139	--	2,130	15.3	229	510	44.9	--	--	--	111	218	50.9	194	371	565	4.1	256	296	2.1	191	71	52	569	4.1

OTHER NOTES

GCU accolades: 1975 NAIA national champion ... GCU's all-time leading scorer with 2,195 and rebounder with 1,544, career averages of 17.6 points and 12.6 rebounds ... first player inducted into the GCU Athletics Hall of Fame


Pro accolades: Played in 139 career games averaging 4.1 points and 4.1 rebounds per game in 15.3 minutes ... appeared in 16 playoff games including Phoenix's run to the Western Conference Finals in 1979.



HORACIO LLAMAS

AT GCU: 1994-96

CENTER 6-11 285



AT GRAND CANYON

Year	GP	GS	MIN	MPG	TOTALS			3-POINT			FREE THROWS			REBOUNDING				PF	AST	APG	TO	BLK	STL	PTS	PPG
					FG	FGA	PCT	FG	FGA	PCT	FT	FTA	PCT	OFF	DEF	TOT	AVG								
1994-95 (Jr.)	28	--	--	--	170	315	54.0	3	12	25.0	80	119	67.2	--	--	268	9.6	--	48	1.7	--	66	18	423	15.1
1995-96 (Sr.)	29	29	882	30.4	192	352	54.5	0	1	0.0	124	168	73.8	81	187	268	9.2	86	79	2.7	78	106	37	508	17.5
Career Total	57	--	--	--	362	667	54.3	3	13	23.1	204	287	71.1	--	--	536	9.4	--	127	2.2	--	172	55	931	16.3


PRO CAREER

Year	Team	Lg	GP	GS	MIN	MPG	TOTALS			3-POINT			FREE THROWS			REBOUNDING				PF	AST	APG	TO	BLK	STL	PTS	PPG
							FG	FGA	PCT	FG	FGA	PCT	FT	FTA	PCT	OFF	DEF	TOT	AVG								
1996-97	Phoenix Suns	NBA	20	2	101	5.1	15	28	53.6	0	0	0.0	4	8	50.0	4	14	18	0.9	25	4	0.2	11	5	10	34	1.7
1997-98	Phoenix Suns	NBA	8	0	42	5.3	8	21	38.1	1	3	33.3	7	10	70.0	4	14	18	2.3	14	1	0.1	9	3	1	24	3.0
Career Total			28	2	143	5.1	23	49	46.9	1	3	33.3	11	18	61.1	8	28	36	1.3	39	5	0.2	20	8	11	58	2.1

OTHER NOTES

GCU accolades: Career averages of 16.3 points and 9.4 rebounds per game in 28.8 minutes per game ... holds the single-game record with 10 blocks ... had 106 blocks in the 1996-97 season, the most ever at GCU.

Pro accolades: Became the first Mexican-born player to play in the NBA ... appeared in 28 career games, scored 58 career points and grabbed 36 rebounds with 11 blocks ... played with the Detroit Pistons and the Los Angeles Lakers in the NBA Summer League.



PAUL WESTPHAL

HEAD COACH AT GCU: 1986-88



AT GRAND CANYON

Year	School	Record
1986-87	Grand Canyon	26-12
1987-88	Grand Canyon	37-6
		63-18 (.778)

GCU accolades: Coached GCU to the 1988 NAIA national championship and a 37-6 record ... the 37 wins are the most by a coach in a single season at GCU ... held an 8-1 record in postseason games778 winning percentage is the highest by a GCU head coach.

NBA coaching record: 318-279 in 10 seasons


AFTER GRAND CANYON

Year	Organization	Role
1988-92	Phoenix Suns	Assistant coach
1992-96	Phoenix Suns	Head coach
1998-01	Seattle SuperSonics	Head coach
2001-06	Pepperdine Waves	Head coach
2006-07	FOX Sports Net	Broadcaster
2007-08	Dallas Mavericks	Assistant coach
2008-09	Dallas Mavericks	Basketball operations
2009-12	Sacramento Kings	Head coach
2014-16	Brooklyn Nets	Assistant coach

Pro accolades: In his first NBA season, led the Suns to a 62-20 record and an appearance in the 1993 NBA Finals against Michael Jordan and the Chicago Bulls ... made three straight playoff appearances with the Suns ... served as an assistant coach for the Suns, Dalas Mavericks and Brooklyn Nets ... owned a 27-22 record in the NBA playoffs.



Llamas went on to become the first Mexican-born NBA player



Forrest declined D-I offers to play at a Christian school

OUTLOOK

REVIEW

TEAM

THIS IS GCU

HISTORY

HISTORY » LOPES IN THE PROS

ALL-TIME LISTING

Player	GCU years	Pro years	Pro countries	Pro teams
Bayard Forrest	1972-76	1977-79	United States	Phoenix Suns (NBA)
Horacio Llamas	1994-96	1996-98	United States	Phoenix Suns (NBA)
Daniel Alexander	2013-15	2016-19	United States, Sweden	Northern Arizona Suns (2016-17, G-League) Austin Spurs (2017-18, G-League) BC Lulea (2018-19, Sweden)
Grandy Glaze	2015-16	2016-20	Canada	Correcaminos (2016-17, Mexico) Caballeros de Culiacán (2017, Mexico) St. John's Edge (2017-18, Canada) Sudbury Five (2018-19, Canada) Edmonton Stingrays (2019, Canada) Capitanes (2019, Mexico) Niaga (2020, Canada)
DeWayne Russell	2014-17	2017-pres	France, Germany, Italy	SLUC Nancy (2017-18, France) HARKO Merlins Crailsheim (2018-20, Germany) Treviso (2020-pres, Italy)
Fiifi Aidoo	2016-18	2018-pres	Finland, Spain	Ura Basket (2018-19, Finland) Joensuu Kataja (2019-20, Finland) CB Benicarlo (2020-21, Spain)
Casey Benson	2017-18	2018-pres	Slovenia, Bulgaria, Finland, Slovenia	Hopsi Polzela (2018-19, Slovenia) Balkan (2019-20, Bulgaria) UU-Korihait (2019-20, Finland) KK Zlatorog Laško (2021-pres, Slovenia)
Josh Braun	2013-18	2018-pres	Australia, Germany	Kalamunda Eastern Suns (2018-19, Australia) Eisbären Bremerhaven (2019-21, Germany)
Keonta Vernon	2015-18	2018-19	France	Toulouse BC (2018-19, France)
Trey Drechsel	2018-19	2019-pres	Serbia, Poland	Mladost Zemun (2019-20, Serbia) Partizan Belgrade (2020-21, Serbia) Stal Ostrów Wielkopolski (2021-22, Poland)
Michael Finke	2018-19	2019-pres	Poland, Netherlands, Greece	Legia Warszawa (2019-20, Poland) Zorg en Zekerheid Leiden (2020-21, Netherlands) Aris B.C. (2021-pres, Greece)
Roberts Blumbergs	2017-19	2019-pres	Latvia, Spain	BK Valmiera (2019-20, Latvia) Betsafe/Liepaja (2020-21, Latvia) Chocolates Trapa Palencia (2021-pres, Spain)
Alessandro Lever	2017-21	2021-pres	Italy	Pallacanestro Trieste (2021-pres, Italy)
Asbjørn Midtgaard	2020-21	2021-pres	Netherlands	Zorg en Zekerheid Leiden (2021-pres, Netherlands)

This list is under construction. Email any additions or updates to josh.hauser@gcu.edu.



HISTORY » PLAYER GAME RECORDS

ALL-TIME

POINTS

1.	46	Ron Singleton	Western New Mexico	Feb. 3, 1987
2.	44	Chad Briscoe	Bridgeport	Nov. 27, 1992
	44	Ben Lindsey	La Verne	Feb. 17, 1962
4.	43	Doug Baker	La Verne	Feb. 15, 1957
5.	42	DeWayne Russell	(14) Louisville	Dec. 3, 2016

FIELD GOALS MADE

1.	18	Ben Lindsey	LaVerne	Feb. 17, 1962
----	----	-------------	---------	---------------

FIELD GOAL PERCENTAGE (min. 7 att.)

1.	Craig Johnson (10/10)	Drury	Feb. 18, 1989
2.	Horacio Llamas (9/9)	Colorado Christian	Nov. 20, 1995
	George Hall (9/9)	Northern Arizona	Jan. 17, 1978
4.	Joshua Braun (7/7)	Black Hills State	Nov. 17, 2015
	John Janssen (7/7)	CSU Dominguez Hills	Jan. 19, 2001

3-POINTERS

1.	9	Joshua Braun	Chicago State	Feb. 23, 2017
	9	Chad Briscoe	Chapman	Dec. 30, 1992
	9	Ron Singleton	Western New Mexico	Feb. 3, 1987

3-POINT PERCENTAGE (min. 5 att.)

1.	Nick Witherill (6/6)	at CSU Dominguez Hills	Nov. 17, 2009
	Craig Johnson (6/6)	Drury	Feb. 18, 1989
3.	Joshua Braun (5/5)	Black Hills State	Nov. 17, 2015
	Richard Davis (5/5)	San Francisco State	Feb. 20, 2006
	Tyrome Finney (5/5)	UC Riverside	Jan. 28, 1995
	Mike Ledbetter (5/5)	Southern Nazarene	Jan. 19, 1988

FREE THROWS MADE

1.	20	Doug Baker	Albuquerque	Jan. 26, 1957
----	----	------------	-------------	---------------

FREE THROW PERCENTAGE (min. 7 att.)

1.	14/14	Mike Haddow	Missouri-Kansas City	Dec. 19, 1974
----	-------	-------------	----------------------	---------------

REBOUNDS

1.	26	T.C. Dean	Phoenix College	Jan. 14, 1958
2.	24	Bayard Forrest	Claremont Mudd	Dec. 18, 1972

BLOCKS

1.	10	Horacio Llamas	Clarke	Dec. 16, 1995
----	----	----------------	--------	---------------

ASSISTS

1.	20	Ryan Nelson	Notre Dame de Namur	Feb. 25, 2006
2.	14	Elbert Meeks	Southern Colorado	Nov. 27, 1993
	14	Elbert Meeks	Chico State	March 13, 1993
	14	Craig Johnson	Colorado Christian	Dec. 9, 1989

STEALS

1.	10	Jeff Fudge	The Master's College	Nov. 16, 1985
----	----	------------	----------------------	---------------

DIVISION I

POINTS

1.	42	DeWayne Russell	Louisville	Dec. 3, 2016
2.	38	Michael Finke	Eastern New Mexico	Feb. 27, 2019
3.	36	Michael Finke	at Kansas City	Feb. 14, 2019
4.	35	Carlos Johnson	vs. Utah Valley (WAC Tournament)	March 15, 2019
5.	34	Joshua Braun	Utah Valley	Jan. 16, 2016

FIELD GOALS MADE

1.	16	Michael Finke	at Kansas City	Feb. 14, 2019
2.	14	Michael Finke	Eastern New Mexico	Feb. 27, 2019
	14	DeWayne Russell	Louisville	Dec. 3, 2016
4.	12	Carlos Johnson	vs. Utah Valley (WAC Tournament)	March 15, 2019
	12	Grandy Glaze	Omaha	Dec. 13, 2015
	12	Killian Larson	Chicago State	March 1, 2014

FIELD GOAL PERCENTAGE (min. 7 att.)

1.	100%	Sean Miller-Moore (8/8)	Bethesda	Jan. 15, 2021
	100%	Asbjørn Midtgaard (8/8)	Mississippi Valley State	Dec. 1, 2020
	100%	Keonta Vernon (8/8)	Grambling State	Dec. 9, 2017
	100%	Joshua Braun (7/7)	Black Hills State	Nov. 17, 2015

3-POINTERS

1.	9	Joshua Braun	Chicago State	Feb. 23, 2017
2.	7	Joshua Braun	Utah Valley	Jan. 7, 2017
	7	Jerome Garrison	Kansas City	Feb. 27, 2014
4.	6	5 tied		

3-POINT PERCENTAGE (min. 5 att.)

1.	100%	Casey Benson (5/5)	at UT Rio Grande Valley	Feb. 8, 2018
	100%	Joshua Braun (5/5)	Black Hills State	Nov. 17, 2015
2.	83.3%	Carlos Johnson (5/6)	vs. Valparaiso (Paradise Jam)	Nov. 22, 2019
	83.3%	Gerard Martin (5/6)	Central Michigan	Dec. 3, 2015

FREE THROWS MADE

1.	17	Joshua Braun	Utah Valley	Jan. 16, 2016
2.	16	Jerome Garrison	Idaho	Jan. 23, 2014
3.	15	Jerome Garrison	CSU Bakersfield	Feb. 8, 2014
4.	14	Alessandro Lever	Seattle U	Feb. 22, 2018
	14	Alessandro Lever	at UT Rio Grande Valley	Feb. 8, 2018
	14	Joshua Braun	New Mexico State	Jan. 9, 2016

FREE THROW PERCENTAGE (min. 10 att.)

1.	100%	DeWayne Russell (13/13)	Alcorn State	Dec. 20, 2016
	100%	Joshua Braun (12/12)	Missouri-Kansas City	Feb. 18, 2016
	100%	Joshua Braun (11/11)	at UT Rio Grande Valley	Jan. 14, 2017
	100%	Jerome Garrison (11/11)	Seattle U	Jan. 25, 2014

REBOUNDS

1.	20	Killian Larson	at Idaho	Feb. 22, 2014
	20	Killian Larson	at Chicago State	Jan. 30, 2014
3.	17	Asbjørn Midtgaard	Grambling State	Nov. 25, 2020
	17	Killian Larson	at New Mexico State	March 6, 2014
	17	Demetrius Walker	Vanguard	Dec. 3, 2013
	17	Killian Larson	vs. Savannah State	Nov. 22, 2013

BLOCKS

1.	5	Asbjørn Midtgaard	at Tarleton	Jan. 9, 2021
	5	Daniel Alexander	CSU Bakersfield	Feb. 8, 2014
	5	Daniel Alexander	Seattle U	Jan. 25, 2014

ASSISTS

1.	12	DeWayne Russell	Omaha	Dec. 13, 2015
	12	DeWayne Russell	Mississippi Valley State	Nov. 23, 2015
3.	11	DeWayne Russell	Utah Valley	Jan. 7, 2017
	11	DeWayne Russell	UT Rio Grande Valley	Jan. 7, 2016

STEALS

1.	7	Gerard Martin	Southern Illinois-Edwardsville	Nov. 28, 2016
2.	5	Jovan Blacksher Jr.	Grambling State	Nov. 25, 2020
	5	Gerard Martin	CSU Bakersfield	Feb. 2, 2019
	5	Damari Milstead	Arkansas State	Nov. 17, 2018
	5	Gerard Martin	at UC Riverside	Dec. 31, 2016

» TEAM GAME RECORDS

ALL-TIME

POINTS

1.	144	Arizona College of the Bible	Nov. 19, 1996
2.	142	Wassuk	Jan. 17, 1986
3.	141	at West Coast Christian	Jan. 14, 1989
4.	134	Texas Lutheran	Dec. 28, 1985
5.	132	Pacific Christian	Jan. 26, 1993
6.	131	Nebraska-Kearney	Feb. 24, 1992
7.	125	Southern Utah State	Feb. 6, 1970
8.	124	Winona State	Jan. 1, 1993
	124	Colorado Christian	Dec. 9, 1988
10.	123	Southwestern College	Jan. 11, 2007
11.	122	Colorado School of Mines	Jan. 29, 1970
12.	121	Bethesda	Jan. 15, 2021
	121	Mesa State	March 4, 1990
	121	at Southern Utah State	Jan. 23, 1988
	121	Point Loma Nazarene	Dec. 5, 1987
16.	120	California Baptist	Dec. 17, 1965
17.	119	Cal Poly Pomona	Dec. 22, 1988
	119	at Vanguard	Feb. 5, 1980
19.	117	Christian Heritage	Feb. 25, 1989
20.	116	4 times	

FIELD GOALS MADE

1.	61	West Coast Christian	Jan. 14, 1989
----	----	----------------------	---------------

FIELD GOALS ATTEMPTED

1.	116	St. Michael's	Feb. 12, 1966
----	-----	---------------	---------------

FIELD GOAL PERCENTAGE

1.	.714 (40-56)	LaVerne	Dec. 10, 1994
----	--------------	---------	---------------

3PT MADE

1.	15	Southern Colorado	Nov. 27, 1993
	15	CSU San Bernardino	Dec. 29, 2005
	15	Haskell College	Dec. 15, 2007

3-POINT PERCENTAGE (min. 12 att.)

1.	.833 (5-6)	Biola	Dec. 29, 1990
----	------------	-------	---------------

FREE THROWS MADE

1.	44	Texas College	Nov. 18, 1985
----	----	---------------	---------------

FREE THROWS ATTEMPTED

1.	54	Master's College	Jan. 28, 1989
----	----	------------------	---------------

FREE THROW PERCENTAGE (min. 15 FTA)

1.	24-for-24	Biola	Feb. 12, 1977
----	-----------	-------	---------------

REBOUNDS

1.	78	California Baptist	Dec. 17, 1965
----	----	--------------------	---------------

ASSISTS

1.	40	West Coast Christian	Jan. 14, 1989
----	----	----------------------	---------------

STEALS

1.	34	Arizona College of the Bible	Nov. 19, 1997
----	----	------------------------------	---------------

DIVISION I

POINTS

1.	121	Bethesda	Jan. 15, 2021
2.	104	Omaha (OT)	Dec. 13, 2015
3.	103	at California Baptist	Feb. 8, 2020
4.	100	vs. Morgan State	Dec. 27, 2017
5.	99	Utah Valley	Jan. 16, 2016

FIELD GOALS MADE

1.	49	Bethesda	Jan. 15, 2021
2.	41	Bethesda	Jan. 16, 2021
3.	39	Benedictine	Nov. 28, 2020
4.	38	three times	

FIELD GOALS ATTEMPTED

1.	79	at Boise State (20T)	Dec. 13, 2017
2.	77	at Chicago State	Jan. 28, 2017
	77	Omaha (OT)	Dec. 13, 2015
4.	75	Bethesda	Jan. 16, 2021
5.	74	UT Rio Grande Valley	Jan. 7, 2016

FIELD GOAL PERCENTAGE

1.	.700	Bethesda	Jan. 15, 2021
2.	.654	William Jessup	Jan. 23, 2018
3.	.646	Black Hills State	Nov. 17, 2015
4.	.627	at California Baptist	Feb. 8, 2020
5.	.625	San Diego Christian	Jan. 17, 2017

3PT MADE

1.	14	Texas-Pan American	Jan. 2, 2014
	14	Norfolk State	Nov. 20, 2017
3.	13	seven times	

3-POINT PERCENTAGE (min. 12 att.)

1.	.667	at Tulsa (10/15)	Dec. 18, 2013
2.	.619	Arkansas-Pine Bluff (13/21)	Dec. 22, 2016
3.	.611	at California Baptist (11/18)	Feb. 8, 2020
4.	.600	at Chicago State (9/15)	Jan. 16, 2020
	.600	at UT Rio Grande Valley (12/20)	Jan. 30, 2020
	.600	at Missouri-Kansas City (10/17)	Jan. 23, 2016

FREE THROWS MADE

1.	35	Idaho	Jan. 23, 2014
2.	33	Seattle U	March 7, 2015
	33	Portland State	Nov. 13, 2015
4.	31	three times	

FREE THROWS ATTEMPTED

1.	43	Utah Valley	March 5, 2016
2.	41	at UT Rio Grande Valley	Jan. 14, 2017
	41	Idaho	Jan. 23, 2014
4.	40	five times	

FREE THROW PERCENTAGE (min. 15 FT attempts)

1.	.905	at Kansas City (19/21)	Jan. 19, 2020
	.905	Seattle U (19/21)	Feb. 22, 2018
	.905	Jackson State (19/21)	March 17, 2016
4.	.900	California Baptist (18/20)	Feb. 21, 2019

REBOUNDS

1.	52	Mississippi Valley State	Dec. 1, 2020
	52	Western New Mexico	Nov. 16, 2013
3.	50	Delaware State	Nov. 10, 2018
4.	48	Jacksonville	Nov. 12, 2018

BLOCKS

1.	10	Seattle U	Jan. 25, 2014
2.	9	at Tarleton	Jan. 9, 2021

ASSISTS

1.	35	Bethesda	Jan. 15, 2021
2.	31	Eastern New Mexico	Feb. 27, 2019
3.	29	William Jessup	Jan. 23, 2018

STEALS

1.	14	Bethesda	Jan. 16, 2021
	14	at UIC	Dec. 10, 2016

OUTLOOK

REVIEW

TEAM

THIS IS GCU

HISTORY

HISTORY » PLAYER SEASON RECORDS

ALL-TIME

POINTS

1. 747	Chad Briscoe	1992-93
2. 726	Ron Singleton	1986-87
3. 654	Wayne Bateman	1966-67
4. 642	Dana Pope	1993-94
5. 640	Rodney Johns	1987-88
6. 602	Bayard Forrest	1974-75
7. 593	DeWayne Russell	2016-17
8. 582	Kevin Warren	1984-85
9. 566	Chad Briscoe	1991-92
10. 564	Joshua Braun	2015-16
11. 553	Noe Alonzo	2005-06
12. 552	Craig Johnson	1988-89
13. 550	Dan Williams	1987-88
14. 548	Bayard Forrest	1975-76
15. 545	Bayard Forrest	1973-74

SCORING AVERAGE

1. 24.7	Dana Pope	1993-94
2. 24.2	Wayne Bateman	1966-67
3. 24.1	Chad Briscoe	1992-93
4. 23.3	Kevin Warren	1985-86
5. 23.2	Ben Lindsey	1961-62
6. 21.2	DeWayne Russell	2016-17
7. 21.0	Chad Briscoe	1991-92
8. 20.9	Gary Mattson	1960-61
9. 20.5	Dan Williams	1988-89
10. 20.5	Noe Alonzo	2005-06

FIELD GOALS MADE

1. 290	Wayne Bateman	1966-67
2. 278	Chad Briscoe	1992-93
3. 264	Dana Pope	1993-94
4. 263	Ron Singleton	1986-87
5. 257	Bayard Forrest	1974-75

FIELD GOAL PERCENTAGE

1. .707	Asbjørn Midtgaard	2020-21
2. .694	Bryan Lee	2005-06
3. .661	Blair Oliphant	1988-89
4. .605	Rodney Johns	1987-88
5. .604	Bob Henige	1986-87

3PT MADE

1. 107	Richard Davis	2005-06
2. 96	Chad Briscoe	1992-93
3. 90	Richard Davis	2006-07
4. 84	Dan Williams	1987-88
5. 81	Ron Singleton	1986-87
6. 78	Chad Briscoe	1991-92
7. 77	Chester Hayes	1992-93
8. 73	Joshua Braun	2015-16
9. 72	Anthony Steward	1989-90
10. 70	Spencer Inman	1999-2000

3PT FG PERCENTAGE

1. .536	Rudy Bogan	2007-08
2. .512	Ron Akre	1987-88
3. .510	Richard Davis	2005-06
4. .489	Milee Karre	2005-06
5. .463	Jason Stromvall	2006-07

FREE THROWS MADE

1. 203	Joshua Braun	2015-16
2. 187	Jerome Garrison	2013-14
3. 155	Killian Larson	2013-14
4. 153	Joshua Lowery	2012-13
5. 150	Ben Lindsey	1961-62

DIVISION I

POINTS

1. 593	DeWayne Russell	2016-17
2. 562	Joshua Braun	2015-16
3. 516	Killian Larson	2013-14
4. 495	Jerome Garrison	2013-14
5. 485	Carlos Johnson	2018-19
6. 470	Alessandro Lever	2019-20
7. 464	Carlos Johnson	2019-20
8. 461	Grandy Glaze	2015-16
9. 426	Alessandro Lever	2018-19
10. 414	Alessandro Lever	2017-18
11. 389	Joshua Braun	2017-18
12. 384	Joshua Braun	2016-17
13. 379	Joshua Braun	2014-15
14. 375	Michael Finke	2018-19
15. 351	Damari Milstead	2018-19

SCORING AVERAGE

1. 21.2	DeWayne Russell	2016-17
2. 17.5	Joshua Braun	2016-17
3. 17.2	Killian Larson	2013-14
4. 16.5	Joshua Braun	2015-16
5. 16.5	Jerome Garrison	2013-14
6. 15.7	Alessandro Lever	2019-20
7. 15.5	Carlos Johnson	2019-20
8. 14.3	Carlos Johnson	2018-19
9. 14.2	DeWayne Russell	2014-15
10. 14.2	Asbjørn Midtgaard	2020-21

FIELD GOALS MADE

1. 198	Grandy Glaze	2015-16
2. 197	DeWayne Russell	2016-17
3. 182	Alessandro Lever	2019-20
4. 180	Killian Larson	2013-14
5. 166	Carlos Johnson	2018-19

FIELD GOAL PERCENTAGE (min. 100 att.)

1. .707	Asbjørn Midtgaard	2020-21
2. .596	Grandy Glaze	2015-16
3. .564	Keonta Vernon	2016-17
4. .541	Killian Larson	2013-14
5. .539	Michael Finke	2018-19

3PT MADE

1. 73	Joshua Braun	2015-16
2. 64	Joshua Braun	2016-17
64	Joshua Braun	2017-18
4. 58	Daniel Alexander	2013-14
5. 56	Joshua Braun	2014-15
6. 52	Jerome Garrison	2013-14
52	DeWayne Russell	2016-17
8. 46	Ryan Majerle	2014-15
9. 45	Blake Davis	2013-14
45	Carlos Johnson	2019-20

3PT FG PERCENTAGE (min. 30 att.)

1. .431	Mikey Dixon	2019-20
2. .417	DeWayne Russell	2015-16
3. .416	Joshua Braun	2016-17
4. .408	Daniel Alexander	2013-14
5. .404	Chance McMillian	2020-21

FREE THROWS MADE

1. 203	Joshua Braun	2015-16
2. 187	Jerome Garrison	2013-14
3. 155	Killian Larson	2013-14
4. 147	DeWayne Russell	2016-17
5. 121	Carlos Johnson	2018-19

ALL-TIME

FREE THROW PERCENTAGE

1. .903	Chad Briscoe	1991-92
2. .896	Chad Briscoe	1992-93
3. .896	Jim Pyers	1979-80
4. .892	Jim Pyers	1981-82
5. .875	Andray Glenn	2007-08

REBOUNDS

1. 420	Bayard Forrest	1972-73
2. 415	Bayard Forrest	1974-75
3. 402	T.C. Dean	1957-58
4. 384	Bayard Forrest	1973-74
5. 348	Killian Larson	2012-13
6. 342	Ben Lindsey	1959-60
7. 341	T.C. Dean	1958-59
8. 333	Cecil Scroggins	1986-87
9. 325	Bayard Forrest	1975-76
10. 320	T.C. Dean	1956-57

BLOCKS

1. 106	Horacio Llamas	1995-96
2. 66	Horacio Llamas	1994-95
3. 64	Bryan Lee	2006-07
4. 63	Braylon Pickrel	2011-12
63	Nathan Hansen	1997-98

ASSISTS

1. 263	Ryan Nelson	2005-06
2. 228	Craig Johnson	1987-88
3. 227	Craig Johnson	1988-89
4. 185	Rodney Johns	1987-88
5. 182	DeWayne Russell	2015-16

STEALS

1. 97	Rodney Johns	1987-88
2. 90	Chad Briscoe	1992-93
3. 86	Kenny Archbold	1996-97
4. 81	Joey Allison	1990-91
5. 79	Nate Stokes	1977-78

MINUTES (since 1983-84)

1. 1,347	Rodney Johns	1987-88
2. 1,157	Ron Singleton	1986-87
3. 1,141	Kevin Warren	1984-85
4. 1,134	Jerome Garrison	2013-14
5. 1,089	Chad Briscoe	1992-93

DIVISION I

FREE THROW PERCENTAGE (min. 50 att.)

1. .868	Joshua Braun	2015-16
2. .842	Damari Milstead	2017-18
3. .817	Demetrius Walker	2013-14
4. .811	Isiah Brown	2019-20
5. .810	Michael Finke	2018-19

REBOUNDS

1. 348	Killian Larson	2013-14
2. 290	Grandy Glaze	2015-16
3. 233	Asbjørn Midtgaard	2020-21
4. 227	Keonta Vernon	2017-18
5. 217	Keonta Vernon	2016-17
6. 197	Trey Drechsel	2018-19
7. 186	Keonta Vernon	2015-16
8. 179	Alessandro Lever	2019-20
9. 178	Joshua Braun	2015-16
10. 171	Oscar Frayer	2017-18

BLOCKS

1. 39	Keonta Vernon	2017-18
2. 34	Daniel Alexander	2013-14
3. 30	Asbjørn Midtgaard	2020-21
4. 26	Joshua Braun	2014-15
5. 25	Oscar Frayer	2018-19

ASSISTS

1. 182	DeWayne Russell	2015-16
2. 152	Casey Benson	2017-18
3. 151	DeWayne Russell	2016-17
4. 130	Jovan Blacksher Jr.	2020-21
5. 122	Damari Milstead	2018-19

STEALS

1. 48	Jovan Blacksher Jr.	2019-20
2. 47	Damari Milstead	2018-19
47	DeWayne Russell	2015-16
4. 42	Gerard Martin	2016-17
5. 41	Oscar Frayer	2017-18
41	DeWayne Russell	2016-17

MINUTES

1. 1,134	Jerome Garrison	2013-14
2. 1,072	DeWayne Russell	2016-17
3. 1,054	DeWayne Russell	2015-16
4. 1,045	Joshua Braun	2015-16
5. 1,040	Jovan Blacksher Jr.	2019-20

» TEAM SEASON RECORDS

ALL-TIME

POINTS

1. 4,093	1987-88
2. 3,232	1986-87
3. 3,002	1988-89
4. 2,901	1989-90
5. 2,792	1992-93

POINTS PER GAME

1. 96.8	1988-89
2. 95.2	1987-88
3. 92.5	2005-06
4. 90.6	1985-86
5. 90.1	1992-93

FIELD GOALS MADE

1. 1,532	1987-88
2. 1,235	1986-87
3. 1,147	1988-89
4. 1,099	1989-90
5. 1,072	1977-78

FIELD GOALS ATTEMPTED

1. 2,934	1987-88
2. 2,488	1986-87
3. 2,350	1966-67
4. 2,328	1989-90
5. 2,210	1974-75

FIELD GOAL PERCENTAGE

1. .532 (1,147/2,158)	1988-89
2. .522 (1,532/2,934)	1987-88
3. .518 (856/1,652)	2005-06
4. .504 (772/1,531)	1981-82
5. .497 (897/1,806)	1978-79

3PT MADE

1. 286	2005-06
2. 257	2018-19
3. 256	2006-07
4. 255	1987-88
5. 251	2017-18

3PT FG PERCENTAGE

1. .447 (286/640)	2005-06
2. .429 (255/595)	1987-88
3. .418 (212/507)	1988-89
4. .401 (217/541)	2007-08
5. .393 (256/652)	2006-07

FREE THROWS MADE

1. 774	1987-88
2. 615	2013-14
3. 605	2012-13
4. 580	1995-96
5. 579	2015-16

FREE THROWS ATTEMPTED

1. 1,115	1987-88
2. 835	2015-16
3. 831	2013-14
4. 814	1986-87
5. 811	1995-96
811	2012-13

FREE THROW PERCENTAGE

1. .774 (499/645)	2005-06
2. .747 (457/612)	2007-08
3. .746 (456/611)	2019-20
4. .746 (605/811)	2012-13
5. .740 (615/831)	2013-14

DIVISION I

POINTS

1. 2,581	2015-16
2. 2,558	2018-19
3. 2,512	2017-18
4. 2,282	2016-17
5. 2,198	2014-15

POINTS PER GAME

1. 75.9	2015-16
2. 75.5	2020-21
3. 75.2	2018-19
4. 73.9	2017-18
5. 73.6	2016-17

FIELD GOALS MADE

1. 907	2018-19
2. 896	2015-16
3. 855	2017-18
4. 790	2016-17
5. 759	2014-15

FIELD GOALS ATTEMPTED

1. 2,006	2018-19
1. 1,992	2017-18
2. 1,979	2015-16
3. 1,812	2016-17
4. 1,683	2014-15

FIELD GOAL PERCENTAGE

1. .488	2020-21
2. .453	2015-16
3. .452	2018-19
4. .451	2014-15
5. .451	2019-20

3 POINTERS MADE

1. 257	2018-19
2. 251	2017-18
3. 210	2015-16
4. 206	2013-14
5. 205	2016-17

3 POINT FIELD GOAL PERCENTAGE

1. .360	2015-16
2. .353	2013-14
3. .333	2014-15
4. .333	2019-20
5. .331	2016-17

FREE THROWS MADE

1. 615	2013-14
2. 579	2015-16
3. 551	2017-18
4. 497	2016-17
5. 487	2018-19

FREE THROWS ATTEMPTED

1. 835	2015-16
2. 831	2013-14
3. 785	2017-18
4. 747	2016-17
5. 674	2015-16

FREE THROW PERCENTAGE

1. .746	2019-20
2. .740	2013-14
3. .731	2018-19
4. .715	2014-15
5. .702	2017-18

ALL-TIME

REBOUNDS

1. 1,669	1987-88
2. 1,519	1986-87
3. 1,423	1974-75
4. 1,404	1989-90
5. 1,341	1977-78

REBOUNDS PER GAME

1. 52.6	1958-59
2. 52.5	1959-60
3. 49.7	1957-58
4. 48.9	1965-66
5. 48.4	1960-61

BLOCKS

1. 202	1987-88
2. 180	1995-96
3. 160	1989-90
4. 155	1997-98
5. 150	1986-87

ASSISTS

1. 801	1987-88
2. 590	1988-89
3. 565	1977-78
565	1992-93
5. 540	2017-18

STEALS

1. 368	1987-88
2. 351	1992-93
3. 340	1996-97
4. 337	1986-87
5. 313	1985-86

DIVISION I

REBOUNDS

1. 1,310	2017-18
2. 1,301	2015-16
3. 1,238	2018-19
4. 1,166	2016-17
5. 1,064	2013-14

REBOUNDS PER GAME

1. 39.9	2020-21
2. 38.5	2017-18
3. 38.3	2015-16
4. 37.6	2016-17
5. 36.4	2018-19

BLOCKS

1. 134	2017-18
2. 99	2014-15
3. 90	2015-16
4. 83	2013-14
5. 79	2016-17

ASSISTS

1. 540	2017-18
2. 504	2015-16
3. 478	2018-19
4. 423	2016-17
5. 390	2020-21

STEALS

1. 233	2016-17
2. 211	2017-18
3. 209	2015-16
4. 207	2018-19
5. 171	2014-15

OUTLOOK

REVIEW

TEAM

THIS IS GCU

HISTORY

HISTORY » PLAYER CAREER RECORDS

ALL-TIME

POINTS

1. 2,195	Bayard Forrest	1972-76
2. 1,714	Joshua Braun	2014-18
3. 1,629	Alessandro Lever	2017-21
4. 1,490	Duane Gagnon	1965-69
5. 1,420	Jim Irvine	1970-74
6. 1,373	Doug Baker	1955-59
7. 1,313	Chad Briscoe	1991-93
8. 1,279	Kenny Archbold	1994-97
9. 1,265	Jerome Garrison	2011-15
10. 1,249	DeWayne Russell	2014-17
11. 1,235	Ben Lindsey	1959-62
12. 1,210	T.C. Dean	1956-59
13. 1,118	Kevin Warren	1984-86
14. 1,117	Melvin Rising	1952-56
15. 1,100	Jim Pyers	1979-83

SCORING AVERAGE (min. 50 games)

1. 22.6	Chad Briscoe	1991-93
2. 21.1	Wayne Bateman	1965-67
3. 20.0	Kevin Warren	1984-86
4. 19.0	Ben Lindsey	1959-62
5. 18.9	T.C. Dean	1956-59
6. 18.3	Noe Alonzo	2004-06
7. 18.1	Danl Williams	1987-89
8. 18.0	Bayard Forrest	1972-76
9. 17.9	Maurice Carter	1990-92
10. 16.9	Joe Burnside	1968-70

FIELD GOALS MADE

1. 911	Bayard Forrest	1972-76
2. 615	Duane Gagnon	1965-69
3. 593	Alessandro Lever	2017-21
4. 581	Jim Irvine	1970-74
5. 511	Doug Baker	1955-59

FIELD GOAL PERCENTAGE (min. 200 made)

1. .615	Bryan Lee	2004-07
2. .613	Blair Oliphant	1987-89
3. .591	Todd Holthaus	1991-93
4. .589	Cecil Scroggins	1985-87
5. .558	Dana Pope	1992-93

3PT MADE

1. 257	Joshua Braun	2014-18
2. 195	Chester Hayes	1990-94
3. 174	Chad Briscoe	1991-93
4. 144	Oscar Frayer	2016-21
5. 137	Danl Williams	1987-89
6. 128	Alessandro Lever	2017-21
7. 127	Nick Witherill	2009-12
8. 122	Milee Karre	2005-09
9. 118	Spencer Inman	1998-2000
10. 113	Mike Ledbetter	1987-89

3PT FG PERCENTAGE (min. 100 att.)

1. .510	Rich Davis	2005-06
2. .485	Rudy Bogan	2006-08
3. .469	Ron Akre	1986-88
4. .454	Mike Ledbetter	1987-89
5. .448	Noe Alonzo	2004-06

FREE THROWS MADE

1. 449	Joshua Braun	2014-18
2. 421	Jerome Garrison	2011-15
3. 373	Bayard Forrest	1972-76
4. 351	Doug Baker	1955-59
5. 347	Ben Lindsey	1959-62

DIVISION I

POINTS

1. 1,714	Joshua Braun	2014-18
2. 1,629	Alessandro Lever	2017-21
3. 1,249	DeWayne Russell	2014-17
4. 970	Oscar Frayer	2016-21
5. 949	Carlos Johnson	2018-20
6. 838	Keonta Vernon	2015-18
7. 745	Jerome Garrison	2013-15
8. 611	Jovan Blacksher Jr.	2019-pres
9. 541	Daniel Alexander	2013-15
10. 516	Killian Larson	2013-14
11. 497	Gerard Martin	2015-19
12. 481	Matt Jackson	2014-19
13. 469	Damari Milstead	2017-19
14. 461	Grandy Glaze	2015-16
15. 403	Mikey Dixon	2019-21

SCORING AVERAGE (min. 50 games)

1. 14.8	Carlos Johnson	2018-20
2. 14.7	DeWayne Russell	2014-17
3. 14.0	Joshua Braun	2014-18
4. 13.4	Alessandro Lever	2017-21
5. 12.0	Jerome Garrison	2013-15
6. 11.3	Jovan Blacksher Jr.	2019-pres
7. 10.6	Daniel Alexander	2013-15
8. 8.5	Keonta Vernon	2015-18
9. 8.0	Oscar Frayer	2016-21
10. 7.8	Damari Milstead	2017-19

FIELD GOALS MADE

1. 593	Alessandro Lever	2017-21
2. 504	Joshua Braun	2014-18
3. 416	DeWayne Russell	2014-17
4. 361	Oscar Frayer	2016-21
5. 340	Keonta Vernon	2015-18

FIELD GOAL PERCENTAGE (min. 200 made)

1. .518	Keonta Vernon	2015-18
2. .485	Alessandro Lever	2017-21
3. .471	Carlos Johnson	2018-20
4. .441	Jerome Garrison	2013-15
5. .432	Oscar Frayer	2016-21

3PT MADE

1. 257	Joshua Braun	2014-18
2. 144	Oscar Frayer	2016-21
3. 128	Alessandro Lever	2017-21
4. 95	Gerard Martin	2015-19
5. 89	Daniel Alexander	2013-15
6. 88	Ryan Majerle	2014-16
7. 81	DeWayne Russell	2014-17
8. 77	Carlos Johnson	2018-20
9. 71	Jerome Garrison	2013-15
10. 54	2 tied	

3PT FG PERCENTAGE (min. 100 att.)

1. .389	Ryan Majerle	2014-16
2. .388	DeWayne Russell	2014-17
3. .381	Joshua Braun	2014-18
4. .370	Damari Milstead	2017-19
5. .364	Jerome Garrison	2013-15

FREE THROWS MADE

1. 449	Joshua Braun	2014-18
2. 336	DeWayne Russell	2014-17
3. 315	Alessandro Lever	2017-21
4. 244	Jerome Garrison	2013-15
5. 222	Carlos Johnson	2018-20

ALL-TIME

FREE THROW PERCENTAGE (min. 200 made)

1. .875	Jim Pyers	1979-83
2. .813	Joshua Braun	2014-18
3. .810	Kevin Warren	1984-86
4. .796	Noe Alonzo	2004-06
5. .778	Lynn South	1962-66

REBOUNDS

1. 1,544	Bayard Forrest	1972-76
2. 1,063	T.C. Dean	1956-59
3. 891	Jim Rice	1967-71
4. 862	Bill Price	1976-80
5. 847	Duane Gagnon	1965-69
6. 827	Ben Lindsey	1959-62
7. 810	Bob Hill	1952-56
8. 781	Melvin Rising	1952-56
9. 764	Jim Irvine	1970-74
10. 733	Bill Sullivan	1965-68

BLOCKS

1. 172	Horacio Llamas	1994-96
2. 150	Nathan Hansen	1995-98
3. 147	Bryan Lee	2004-07
4. 137	Joshua Ondigo	1988-92
5. 94	Andre Hall	1997-99

ASSISTS

1. 455	Craig Johnson	1987-89
2. 423	DeWayne Russell	2014-17
3. 421	Bayard Forrest	1972-76
4. 387	Ryan Nelson	2004-06
5. 292	Chester Hayes	1990-94

STEALS

1. 210	Jim Irvine	1970-74
2. 198	Kenny Archbold	1994-97
3. 192	David Everett	1971-76
4. 161	Rodney Johns	1986-88
5. 155	Chad Briscoe	1991-93

MINUTES (since 1983-84)

1. 3,641	Joshua Braun	2014-18
2. 3,367	Jerome Garrison	2011-15
3. 3,257	Alessandro Lever	2017-21
4. 3,021	Oscar Frayer	2016-21
5. 2,895	DeWayne Russell	2014-17

DIVISION I

FREE THROW PERCENTAGE (min. 200 made)

1. .813	Joshua Braun	2014-18
2. .763	Carlos Johnson	2018-20
3. .748	Jerome Garrison	2013-15
4. .741	Alessandro Lever	2017-21
5. .738	DeWayne Russell	2014-17

REBOUNDS

1. 631	Keonta Vernon	2015-18
2. 603	Alessandro Lever	2017-21
3. 565	Joshua Braun	2014-18
4. 515	Oscar Frayer	2016-21
5. 355	Gerard Martin	2015-19
6. 348	Killian Larson	2013-14
7. 329	Matt Jackson	2014-19
8. 291	Carlos Johnson	2018-20
9. 290	Grandy Glaze	2015-16
10. 273	DeWayne Russell	2014-17

BLOCKS

1. 93	Oscar Frayer	2016-21
2. 74	Joshua Braun	2014-18
3. 71	Keonta Vernon	2015-18
4. 58	Daniel Alexander	2013-15
5. 36	Gerard Martin	2015-19

ASSISTS

1. 423	DeWayne Russell	2014-17
2. 239	Jovan Blacksher Jr.	2019-pres
2. 236	Gerard Martin	2015-19
3. 193	Alessandro Lever	2017-21
4. 152	Casey Benson	2017-18

STEALS

1. 119	DeWayne Russell	2014-17
2. 118	Oscar Frayer	2016-21
3. 113	Gerard Martin	2015-19
4. 91	Joshua Braun	2014-18
5. 86	Jovan Blacksher Jr.	2019-pres

MINUTES

1. 3,641	Joshua Braun	2014-18
2. 3,257	Alessandro Lever	2017-21
3. 3,021	Oscar Frayer	2016-21
4. 2,895	DeWayne Russell	2014-17
5. 2,628	Gerard Martin	2015-19

» CLASS RECORDS

Category		Freshman		Sophomore		Junior		Senior	
	(Game)	--		--		--		--	
Points		500	Bayard Forrest 72-73	562	Joshua Braun 15-16	642	Dana Pope 93-94	747	Chad Briscoe 92-93
	(Season)	414	Alessandro Lever 17-18	545	Bayard Forrest 73-74	602	Bayard Forrest 74-75	726	Ron Singleton 86-87
		379	Joshua Braun 14-15	517	Duane Gagnon 66-67	582	Kevin Warren 84-85	654	Wayne Bateman 66-67
Scoring average <i>(min. 15 games)</i>		17.2	Bayard Forrest 72-73	20.3	Doug Baker 56-57	24.7	Dana Pope 93-94	24.2	Wayne Bateman 66-67
	(Season)	12.2	Alessandro Lever 17-18	19.6	T.C. Dean 56-57	21.0	Chad Briscoe 91-92	24.1	Chad Briscoe 92-93
		11.9	Bo Warren 62-63	19.1	Duane Gagnon 66-67	19.8	Bob Deines 57-58	23.3	Kevin Warren 85-86
	(Game)	--		--		--		--	
Rebounds		420	Bayard Forrest 72-73	384	Bayard Forrest 73-74	415	Bayard Forrest 74-75	348	Killian Larson 13-14
	(Season)	256	Alessandro Lever 17-18	342	Ben Lindsey 59-60	402	T.C. Dean 57-58	341	T.C. Dean 58-59
		181	Bo Warren 62-63	320	T.C. Dean 56-57	319	Jim Rice 69-70	333	Cecil Scroggins 86-87
	(Game)	--		--		--		--	
Assists		109	Jovan Blacksher Jr. 19-20	137	Bayard Forrest 73-74	228	Craig Johnson 87-88	263	Ryan Nelson 05-06
	(Season)	86	Gerard Martin 15-16	130	Jovan Blacksher Jr. 20-21	182	DeWayne Russell 15-16	227	Craig Johnson 88-89
		84	Brad Carroll 09-10	122	Damari Milstead 18-19	134	Willie Polk 77-78	185	Rodney Johns 87-88
	(Game)	--		--		--		--	
Steals		56	Jeff Fudge 85-86	78	Jim Irvine 71-72	74	David Everett 74-75	97	Rodney Johns 87-88
	(Season)	48	Jovan Blacksher Jr. 19-20	61	Ben Lindsey 59-60	69	Rod Monteverde 84-85	90	Chad Briscoe 92-93
		40	Mark Murphy 96-97	50	Richard Bacon 76-77	67	Kenny Archbold 95-96	86	Kenny Archbold 96-97
	(Game)	--		--		--		--	
Blocks		44	Emilio Kovacic 87-88	44	Joshua Ondigo 89-90	66	Horacio Llamas 94-95	106	Horacio Llamas 95-96
	(Season)	40	Bryan Lee 03-04	34	Bryan Lee 04-05	63	Braylon Pickrel 11-12	64	Bryan Lee 06-07
		32	Joshua Ondigo 88-89	30	Nathan Hansen 95-96	60	Gijs Geerders 89-90	63	Nathan Hansen 97-98
	(Game)	--		--		--		--	
3-pointers made		56	Joshua Braun 14-15	73	Joshua Braun 15-16	107	Richard Davis 05-06	96	Chad Briscoe 92-93
	(Season)	50	Steve Morin 09-10	42	Nick Witherill 09-10	84	Dan Williams 87-88	90	Richard Davis 06-07
		43	Mark Murphy 96-97	41	Oscar Frayer 17-18	78	Chad Briscoe 91-92	81	Ron Singleton 86-87
	(Game)	--		--		--		--	
Free throws made		108	Alessandro Lever 17-18	203	Joshua Braun 15-16	187	Jerome Garrison 13-14	155	Killian Larson 13-14
	(Season)	92	Doug Baker 55-56	145	T.C. Dean 56-57	150	Kevin Warren 84-85	153	Joshua Lowery 12-13
		90	Bayard Forrest 72-73	136	Doug Baker 56-57	121	Kenny Archbold 95-96	150	Ben Lindsey 61-62
Rebound average <i>(min. 15 games)</i>		14.5	Bayard Forrest 72-73	14.3	Ben Lindsey 59-60	20.1	T.C. Dean 57-58	17.1	T.C. Dean 58-59
	(Season)	8.3	Bob Hill 52-53	13.3	T.C. Dean 56-57	12.6	Bayard Forrest 74-75	12.0	Ben Lindsey 61-62
		8.2	Bo Warren 62-63	12.8	Bayard Forrest 73-74	11.8	Jim Rice 69-70	11.6	Killian Larson 13-14
Field goal pct. <i>(min. 100 makes)</i>		54.7	Emilio Kovacic 87-88	60.4	Bob Henige 86-87	69.4	Bryan Lee 05-06	70.7	Asbjørn Midtgaard 20-21
	(Season)	52.6	George Slade 77-78	53.3	T.C. Dean 56-57	58.4	Jerry Allen 96-97	66.1	Blair Oliphant 88-89
		52.0	Bryan Lee 03-04	53.2	Bayard Forrest 73-74	58.0	Braylon Pickrel 11-12	60.5	Rodney Johns 87-88
3-point pct. <i>(min. 30 makes)</i>		40.2	Gerard Martin 15-16	41.8	Brad Carroll 10-11	51.0	Richard Davis 05-06	53.6	Rudy Bogan 07-08
	(Season)	38.1	Joshua Braun 14-15	41.7	Chester Hayes 91-92	45.5	Mike Ledbetter 87-88	51.2	Ron Akre 87-88
		37.7	Mark Murphy 96-97	39.2	Joshua Braun 15-16	45.3	Chester Hayes 92-93	46.3	Jason Stromvall 06-07
Free throw pct. <i>(min. 50 makes)</i>		89.6	Jim Pyers 79-80	86.8	Joshua Braun 15-16	90.3	Chad Briscoe 91-92	89.6	Chad Briscoe 92-93
	(Season)	82.4	Jerome Garrison 11-12	82.3	Howard Dean 55-56	89.2	Jim Pyers 81-82	87.2	Jim Pyers 82-83
		81.8	Brian Hunter 03-04	81.5	Jerome Garrison 12-13	87.5	A. Glenn 07-08 W. Polk 77-78	86.8	George Holm 76-77
Minutes average <i>(tracked since 1983-84)</i>		34.6	Jovan Blacksher Jr. 19-20	33.4	DeWayne Russell 14-15	35.1	Curtis Green 03-04	38.3	DeWayne Russell 16-17
	(Season)	32.7	Brad Carroll 09-10	32.6	Chester Hayes 91-92	34.6	Kevin Warren 84-85	37.8	Jerome Garrison 13-14
		28.6	Sam Daly 13-14	32.3	Jovan Blacksher Jr. 20-21	34.2	Chester Hayes 92-93	35.8	John Janssen 02-03

OUTLOOK

REVIEW

TEAM

THIS IS GCU

HISTORY

HISTORY » POSTSEASON HISTORY

NAIA ERA

1972-73 NAIA Tournament

3/13 vs. Winona State L 64-70

1973-74 NAIA Tournament

3/11 vs. Virginia State W 69-65

3/13 vs. Indiana Penn L 65-66

1974-75 NAIA Tournament - Championship

3/11 vs. Willamette W 83-60

3/12 vs. Illinois Wesleyan W 66-63

3/13 vs. Wisconsin-Parkside W 70-54

3/14 vs. Alcorn State W 88-68

3/15 vs. Midwestern W 65-54

1975-76 NAIA Tournament

3/9 vs. Central State W 57-52

3/10 vs. Newberry L 58-65



1977-78 NAIA Tournament - Championship

3/13 vs. Cumberland College W 70-64

3/15 vs. Hawaii-Hilo W 83-67

3/16 vs. Central State (50T) W 88-82

3/17 vs. East Texas State W 74-69

3/18 vs. Kearney State W 79-75

1978-79 NAIA Tournament

3/12 vs. Marymount L 74-79

1979-80 NAIA Tournament

3/11 vs. Clarion State L 75-83



1987-88 NAIA Tournament

3/17 vs. Hastings College W 103-75

3/18 vs. Fort Hays State W 101-95

3/19 vs. College of Idaho (OT) W 99-96

3/21 vs. Waynesburg W 108-106

3/22 vs. Auburn-Montgomery (OT) W 88-86


1988-89 NAIA Tournament

3/15 vs. Western Montana L 65-79

1989-90 NAIA Tournament

3/14 vs. Briar Cliff W 73-66

3/15 vs. USC-Spartanburg L 69-75



NCAA DIVISION II ERA

1995-96 West Regional

3/7 vs. Alaska Anchorage W 105-96

3/8 at CSU Bakersfield L 65-71

1996-97 West Regional

3/6 vs. UC Davis W 78-66

3/7 at CSU Bakersfield L 70-80

1997-98 West Regional | Phoenix, Ariz.

3/5 vs. CSU Los Angeles L 53-58

2006-07 West Regional | Arcata, Calif.

3/9 vs. Seattle Pacific W 87-65

3/10 vs. Humboldt State L 81-95

2011-12 West Regional | Bellingham, Wash.

3/9 at Western Washington L 73-79

2012-13 West Regional | Bellingham, Wash.

3/15 vs. Seattle Pacific L 59-85

NCAA DIVISION I ERA - ANCILLARY TOURNAMENTS

2013-14 CollegeInsider.com Tournament

3/19 Pacific (Antelope Gym) L 67-69

2014-15 CollegeInsider.com Tournament

3/18 Northern Arizona L 70-75

2015-16 CollegeInsider.com Tournament

3/14 South Carolina State W 78-74

3/17 Jackson State W 64-54

5/23 at Coastal Carolina L 58-60

2017-18 College Basketball Invitational

3/14 Mercer L 73-78

2018-19 College Basketball Invitational

3/20 at West Virginia L 63-77

NCAA DIVISION I ERA - NCAA TOURNAMENT



2020-21 NCAA Tournament

3/20 (15) vs. (2) Iowa L 74-86

FARMERS COLISEUM - INDIANAPOLIS, IND.

FIRST ROUND

» POSTSEASON RECORDS

INDIVIDUAL

TEAM

	Division I	All-time	Division I	All-time
Points	24, Royce Woolridge (CIT) March 28, 2015 vs. Northern Ariz. 20, 3 tied	41, Rodney Johns (NAIA Final) March 22, 1988 vs. Auburn-Mont. 39, Rodney Johns (NAIA) March 21, 1988 vs. Waynesburg	78 (CIT) March 14, 2016 vs. S.C. State 74 (NCAA) March 20, 2021 vs. Iowa	108 (NAIA) March 21, 1988 vs. Waynesburg 105 (NCAA D2), OT March 7, 1996 vs. Alaska-Anchorage
Field goals	9, Royce Woolridge (CIT) March 28, 2015 vs. Northern Ariz. 8, 3 tied	17, Rodney Johns (NAIA Final) March 22, 1988 vs. Auburn-Mont. 16, Bayard Forrest (NAIA) March 14, 1975 vs. Alcorn State 15, Rodney Johns (NAIA) March 21, 1988 vs. Waynesburg	30 (NCAA) March 20, 2021 vs. Iowa 28 (CIT) March 28, 2015 vs. Northern Ariz. 28 (CBI) March 14, 2018 vs. Mercer	45 (NAIA) March 21, 1988 vs. Waynesburg 39 (NAIA) March 17, 1988 vs. Hastings 38 (NAIA) March 18, 1988 vs. Ft. Hays State
Field goal pct. <i>(min. 7 attempts)</i>	80% (8/10), Keonta Vernon (CBI) March 14, 2018 vs. Mercer 77.8% (7/9), Grandy Glaze (CIT) March 14, 2016 vs. S.C. State	100% (8/8), Bill Price (NAIA) March 12, 1979 vs. Marymount 84.6% (11/13), George Hall (NAIA) March 15, 1978 vs. Hawaii-Hilo	47.7% (21/44) (CIT) March 19, 2014 vs. Pacific 47.4% (27/57) (CIT) March 14, 2018 vs. S.C. State	70.6% (36/51) (NAIA), 50T March 16, 1978 vs. Central State 63.0% (34/54) (NCAA D2) March 9, 2007 vs. Seattle Pacific
3-pointers	6, Daniel Alexander (CIT) March 19, 2014 vs. Pacific 3, 4 tied	6, Daniel Alexander (CIT) March 19, 2014 vs. Pacific 4, 3 tied	11 (CIT) March 19, 2014 vs. Pacific 8 (CIT) March 14, 2016 vs. S.C. State	11 (CIT) March 19, 2014 vs. Pacific 9 (NAIA) March 21, 1988 vs. Waynesburg
3-point pct. <i>(min. 5 attempts)</i>	60% (6/10), Daniel Alexander (CIT) March 19, 2014 vs. Pacific 60% (3/5), Casey Benson (CBI) March 14, 2018 vs. Mercer	66.7% (4/6), Ron Akre (NAIA) March 21, 1988 vs. Waynesburg 66.7% (4/6), Mike Ledbetter (NAIA) March 18, 1988 vs. Ft. Hays State	50.0% (11/22) (CIT) March 19, 2014 vs. Pacific 31.3% (5/16) (CIT) March 17, 2016 vs. Jackson State	64.5% (6/11) (NCAA D2) March 9, 2007 vs. Seattle Pacific 64.2% (9/14) (NAIA) March 21, 1988 vs. Waynesburg
Free throws	10, Josh Braun (CIT) March 17, 2016 vs. Jackson State 8, Killian Larson (CIT) March 19, 2014 vs. Pacific	10, Josh Braun (CIT) March 17, 2016 vs. Jackson State 9, 2 tied	19 (CIT) March 17, 2016 vs. Jackson State 16 (CIT) March 14, 2016 vs. S.C. State	33 (NAIA), OT March 19, 1978 vs. Col. of Idaho 29 (NAIA) March 21, 1988 vs. Waynesburg
Free throw pct. <i>(min. 7 attempts for individual, 10 for team)</i>	100% (10/10), Josh Braun (CIT) March 17, 2016 vs. Jackson State 72.7% (8/11), Killian Larson (CIT) March 19, 2014 vs. Pacific	100% (10/10), Josh Braun (CIT) March 17, 2016 vs. Jackson State 90% (9/10), Mike Ledbetter (NAIA), OT March 19, 1978 vs. Col. of Idaho	100% (11/11) (CIT) March 28, 2015 vs. Northern Ariz. 90.5% (19/21) (CIT) March 17, 2016 vs. Jackson State	100% (11/11) (CIT) March 28, 2015 vs. Northern Ariz. 93.8% (15/16) (NAIA) March 11, 1980 vs. Clarion State
Rebounds	13, Grandy Glaze (CIT) March 23, 2016 at Coastal Carolina 13, Daniel Alexander (CIT) March 28, 2015 vs. Northern Ariz.	18, Bayard Forrest (NAIA) March 10, 1976 vs. Newberry 17, Gijs Geerdens (NAIA) March 15, 1990 vs. USC-Spartanb.	41 (CIT) March 23, 2016 at Coastal Carolina 41 (CIT) March 28, 2015 vs. Northern Ariz.	50 (NAIA) March 14, 1990 vs. Briar Cliff 49 (NAIA) March 15, 1990 vs. USC-Spartanb.
Blocks	3, Oscar Frayer (NCAA) March 20, 2021 vs. Iowa 3, Oscar Frayer (CBI) March 20, 2019 at West Virginia	3, 4 tied	5 (CBI) March 14, 2018 vs. Mercer	5 (CBI) March 14, 2018 vs. Mercer 5 (NCAA D2) March 9, 2012 vs. Western Wash.
Assists	7, Jovan Blacksher Jr. (NCAA) March 20, 2021 vs. Iowa 7, 3 others tied (non-NCAA)	9, Craig Johnson (NAIA) March 18, 1988 vs. Ft. Hays State 9, Willie Polk (NAIA) March 12, 1979 vs. Marymount 8, Craig Johnson (NAIA) March 21, 1988 vs. Waynesburg	19 (NCAA) March 20, 2021 vs. Iowa 18 (CIT) March 19, 2014 vs. Pacific 17 (CBI) March 14, 2018 vs. Mercer	22 (NAIA) March 21, 1988 vs. Waynesburg 21 (NAIA) March 18, 1988 vs. Ft. Hays State 19 (NCAA) March 20, 2021 vs. Iowa
Steals	3, Gerard Martin (CIT) March 23, 2016 at Coastal Carolina 3, Oscar Frayer (CBI) March 14, 2018 vs. Mercer 3, Royce Woolridge (CIT) March 28, 2015 vs. Northern Ariz.	5, Kenny Archbold (NCAA D2) March 7, 1996 vs. Alaska-Anchorage 4, Mike Ledbetter (NAIA Final) March 22, 1988 vs. Auburn-Mont. 3, several tied	8 (CIT) March 23, 2016 at Coastal Carolina 7 (CIT) March 14, 2016 vs. S.C. State 7 (CIT) March 28, 2015 vs. Northern Ariz.	11 (NAIA), OT March 19, 1978 vs. Col. of Idaho 10 (NAIA) March 14, 1990 vs. Briar Cliff 8, 2 tied

OUTLOOK

REVIEW

TEAM

THIS IS GCU

HISTORY

HISTORY » 1,000-POINT CLUB

Noe Alonzo
Kenny Archbold
Doug Baker
Wayne Bateman
Joshua Braun

Chad Briscoe
Maurice Carter
T.C. Dean
Bayard Forrest
Duane Gagnon


Jerome Garrison
Mike Haddow
Chester Hayes
Bob Hill
Jim Irvine

Toure Knighton
Alessandro Lever
Benny Lindsey
Gary Mattson
Jim Pyers


Jim Rice
Melvin Rising
DeWayne Russell
Bo Warren
Kevin Warren



Alonzo



Archbold



Baker



Bateman



Braun



Briscoe



Carter

NOE ALONZO

6-6 • Guard/Forward • Queen Creek, Ariz. • 2004-06 • 22nd on all-time scoring list

Year	GP	GS	MIN	AVG	FG	FGA	PCT	3P	3PA	PCT	FT	FTA	PCT	OFF	DEF	TOT	AVG	PF	AST	AVG	TO	BLK	STL	PTS	AVG
2004-05	29	27	904	31.2	166	321	.517	31	71	.437	108	136	.794	41	106	147	5.1	75	38	1.3	45	12	20	471	16.2
2005-06	27	27	882	32.7	168	320	.525	68	150	.453	149	187	.797	24	119	143	5.3	66	46	1.7	61	14	26	553	20.5
2 years	56	54	1786	31.9	334	641	.521	99	221	.448	257	323	.796	65	225	290	5.2	141	84	1.5	106	26	46	1024	18.3

KENNY ARCHBOLD

6-2 • Guard • Brooklyn, N.Y. • 1994-97 • 8th on all-time scoring list

Year	GP	GS	MIN	AVG	FG	FGA	PCT	3P	3PA	PCT	FT	FTA	PCT	OFF	DEF	TOT	AVG	PF	AST	AVG	TO	BLK	STL	PTS	AVG
1994-95	28	0	0	0.0	122	275	.444	13	47	.277	88	140	.629	0	104	104	3.7	0	65	2.3	0	7	45	345	12.3
1995-96	29	29	931	32.1	156	337	.463	29	92	.315	121	174	.695	37	90	127	4.4	73	84	2.9	62	13	67	462	15.9
1996-97	29	29	885	30.5	178	358	.497	32	103	.311	81	115	.704	24	79	103	3.6	77	65	2.2	90	9	86	469	16.2
3 years	86	58	1816	21.1	456	970	.470	74	242	.306	290	429	.676	61	273	334	3.9	150	214	2.5	152	29	198	1276	14.8

DOUG BAKER

Chandler, Ariz. • 1955-59 • 6th on all-time scoring list

Year	GP	GS	MIN	AVG	FG	FGA	PCT	3P	3PA	PCT	FT	FTA	PCT	OFF	DEF	TOT	AVG	PF	AST	AVG	TO	BLK	STL	PTS	AVG
1955-56	23	--	--	--	90	239	.377	--	--	--	92	142	.648	0	141	141	6.1	42	--	--	42	--	--	272	11.8
1956-57	23	--	--	--	166	405	.410	--	--	--	136	171	.795	0	179	179	7.8	58	--	--	83	--	--	468	20.3
1957-58	20	--	--	--	135	331	.408	--	--	--	46	69	.667	62	102	164	8.2	45	9	0.5	51	--	24	316	15.8
1958-59	20	--	--	--	120	318	.377	--	--	--	77	100	.770	68	114	182	9.1	53	20	1.0	39	--	48	317	15.9
Total	86	--	--	--	511	1293	.395	--	--	--	351	482	.728	130	536	666	7.7	198	29	0.3	215	--	72	1373	16.0

WAYNE BATEMAN

6-2 • Forward • Phoenix, Ariz. • 1965-67 • 18th on all-time scoring list

Year	GP	GS	MIN	AVG	FG	FGA	PCT	3P	3PA	PCT	FT	FTA	PCT	OFF	DEF	TOT	AVG	PF	AST	AVG	TO	BLK	STL	PTS	AVG
1965-66	24	--	--	--	194	458	.424	--	--	--	34	46	.739	76	118	194	8.1	84	25	1.0	32	--	23	422	17.6
1966-67	27	--	--	--	290	670	.433	--	--	--	74	106	.698	101	157	258	9.6	81	21	0.8	36	--	48	654	24.2
Total	51	--	--	--	484	1128	.429	--	--	--	108	152	.711	177	275	452	8.9	165	46	0.9	68	--	71	1076	21.1

JOSHUA BRAUN

6-4 • Guard • Anthem, Ariz. • 2014-18 • 2nd on all-time scoring list • 1st on D-I scoring list

Year	GP	GS	MIN	AVG	FG	FGA	PCT	3P	3PA	PCT	FT	FTA	PCT	OFF	DEF	TOT	AVG	PF	AST	AVG	TO	BLK	STL	PTS	AVG
2014-15	32	26	857	26.8	134	291	.460	56	147	.381	55	71	.775	38	119	157	4.9	59	24	0.8	22	26	27	379	11.8
2015-16	34	33	1045	30.7	144	329	.438	73	186	.392	203	234	.868	56	121	177	5.2	71	37	1.1	44	23	26	564	16.6
2016-17	22	22	740	33.6	109	245	.445	64	154	.416	102	127	.803	27	74	101	4.6	39	31	1.4	32	8	12	384	17.5
2017-18	34	34	999	29.4	118	317	.372	64	188	.340	89	120	.742	47	83	130	3.8	69	48	1.4	49	17	26	389	11.4
Total	122	115	3641	29.8	505	1182	.427	257	675	.381	449	552	.813	168	397	565	4.6	238	140	1.1	147	74	91	1716	14.1

CHAD BRISCOE

6-0 • Guard • Pittsburg, Calif. • 1991-93 • 7th on all-time scoring list

Year	GP	GS	MIN	AVG	FG	FGA	PCT	3P	3PA	PCT	FT	FTA	PCT	OFF	DEF	TOT	AVG	PF	AST	AVG	TO	BLK	STL	PTS	AVG
1991-92	27	20	922	34.1	202	395	.511	78	176	.443	84	93	.903	23	97	120	4.4	50	100	3.7	64	1	65	566	21.0
1992-93	31	31	1089	35.1	278	547	.508	96	235	.409	95	106	.896	19	76	95	3.1	63	124	4.0	64	5	90	747	24.1
Total	58	51	2011	34.7	480	942	.510	174	411	.423	179	199	.899	42	173	215	3.7	113	224	3.9	128	6	155	1313	22.6


MAURICE CARTER

6-2 • Guard • Chicago, Ill. • 1990-92 • 20th on all-time scoring list

Year	GP	GS	MIN	AVG	FG	FGA	PCT	3P	3PA	PCT	FT	FTA	PCT	OFF	DEF	TOT	AVG	PF	AST	AVG	TO	BLK	STL	PTS	AVG
1990-91	30	29	911	30.4	200	478	.418	52	158	.329	72	94	.766	38	59	97	3.2	85	59	2.0	85	5	35	524	17.5
1991-92	28	14	787	28.1	191	425	.449	27	89	.303	107	154	.695	31	63	94	3.4	77	43	1.5	72	5	33	516	18.4
Total	58	43	1698	29.3	391	903	.433	79	247	.320	179	248	.722	69	122	191	3.3	162	102	1.8	157	10	68	1040	17.9



Dean



Forrest

T.C. DEAN

6-3 • Forward/Center • Phoenix, Ariz. • 1956-59 • 12th on all-time scoring list

Year	GP	GS	MIN	AVG	FG	FGA	PCT	3P	3PA	PCT	FT	FTA	PCT	OFF	DEF	TOT	AVG	PF	AST	AVG	TO	BLK	STL	PTS	AVG
1956-57	24	--	--	--	163	306	.533	--	--	--	145	248	.585	--	--	320	13.3	70	0	0.0	114	--	0	471	19.6
1957-58	20	--	--	--	144	291	.495	--	--	--	85	161	.528	176	226	402	20.1	51	7	0.4	117	--	19	373	18.7
1958-59	20	--	--	--	136	248	.548	--	--	--	94	174	.540	148	193	341	17.1	48	31	1.6	91	--	36	366	18.3
Total	64	--	--	--	443	845	.524	--	--	--	324	583	.556	324	739	1063	16.6	169	38	0.6	322	--	55	1210	18.9

BAYARD FORREST

6-10 • Center • Bandon, Ore. • 1972-76 • 1st on all-time scoring list

Year	GP	GS	MIN	AVG	FG	FGA	PCT	3P	3PA	PCT	FT	FTA	PCT	OFF	DEF	TOT	AVG	PF	AST	AVG	TO	BLK	STL	PTS	AVG
1972-73	29	--	--	--	205	409	.501	--	--	--	90	130	.692	131	289	420	14.5	85	64	2.2	56	--	34	500	17.2
1973-74	30	--	--	--	227	427	.532	--	--	--	91	117	.778	125	259	384	12.8	71	137	4.6	70	--	38	545	18.2
1974-75	33	--	--	--	257	457	.562	--	--	--	88	136	.647	157	258	415	12.6	92	101	3.1	78	--	37	602	18.2
1975-76	30	--	--	--	222	410	.541	--	--	--	104	151	.689	86	239	325	10.8	66	119	4.0	67	--	31	548	18.3
Total	122	--	--	--	911	1703	.535	--	--	--	373	534	.699	499	1045	1544	12.7	314	421	3.5	271	--	140	2195	18.0

DUANE GAGNON

6-4 • Forward • Flagstaff, Ariz. • 1965-69 • 4th on all-time scoring list

Year	GP	GS	MIN	AVG	FG	FGA	PCT	3P	3PA	PCT	FT	FTA	PCT	OFF	DEF	TOT	AVG	PF	AST	AVG	TO	BLK	STL	PTS	AVG
1965-66	23	--	--	--	80	199	.402	--	--	--	39	57	.684	74	83	157	6.8	42	7	0.3	24	--	11	199	8.7
1966-67	27	--	--	--	207	458	.452	--	--	--	103	131	.786	121	177	298	11.0	84	17	0.6	42	--	38	517	19.1
1967-68	24	--	--	--	197	454	.434	--	--	--	76	96	.792	84	157	241	10.0	62	6	0.3	38	--	21	470	19.6
1968-69	22	--	--	--	131	280	.468	--	--	--	42	53	.792	62	89	151	6.9	45	15	0.7	22	--	15	304	13.8
Total	96	--	--	--	615	1391	.442	--	--	--	260	337	.772	341	506	847	8.8	233	45	0.5	126	--	85	1490	15.5

JEROME GARRISON

6-3 • Guard • Phoenix, Ariz. • 2011-15 • 9th on all-time scoring list

Year	GP	GS	MIN	AVG	FG	FGA	PCT	3P	3PA	PCT	FT	FTA	PCT	OFF	DEF	TOT	AVG	PF	AST	AVG	TO	BLK	STL	PTS	AVG
2011-12	27	17	649	24.0	84	172	.488	17	42	.405	89	108	.824	23	30	53	2.0	71	37	1.4	47	12	20	274	10.1
2012-13	30	22	736	24.5	71	178	.399	16	52	.308	88	108	.815	26	41	67	2.2	77	44	1.5	48	12	17	246	8.2
2013-14	30	30	1134	37.8	128	306	.418	52	130	.400	187	236	.792	18	66	84	2.8	75	64	2.1	61	10	14	495	16.5
2014-15	32	32	848	26.5	87	182	.478	19	65	.292	57	90	.633	36	71	107	3.3	83	40	1.3	32	10	13	250	7.8
Total	119	101	3367	28.3	370	838	.442	104	289	.360	421	542	.777	103	208	311	2.6	306	185	1.6	188	44	64	1265	10.6

MIKE HADDOW

6-5 • Guard/Forward • Huntington Beach, Calif. • 1973-75 • 24th on all-time scoring list

Year	GP	GS	MIN	AVG	FG	FGA	PCT	3P	3PA	PCT	FT	FTA	PCT	OFF	DEF	TOT	AVG	PF	AST	AVG	TO	BLK	STL	PTS	AVG
1973-74	30	--	--	--	205	410	.500	--	--	--	83	102	.814	34	85	119	4.0	60	61	2.0	77	--	42	493	16.4
1974-75	33	--	--	--	207	458	.452	--	--	--	108	131	.824	27	86	113	3.4	71	64	1.9	81	--	39	522	15.8
Total	63	--	--	--	412	868	.475	--	--	--	191	233	.820	61	171	232	3.7	131	125	2.0	158	--	81	1015	16.1

CHESTER HAYES


5-10 • Guard • Laurel, Miss. • 1990-94 • 19th on all-time scoring list

Year	GP	GS	MIN	AVG	FG	FGA	PCT	3P	3PA	PCT	FT	FTA	PCT	OFF	DEF	TOT	AVG	PF	AST	AVG	TO	BLK	STL	PTS	AVG
1990-91	28	--	521	18.6	49	120	.408	27	72	.375	24	34	.706	5	25	30	1.1	52	13	0.5	29	1	10	149	5.3
1991-92	28	27	912	32.6	102	212	.481	35	84	.417	50	67	.746	9	84	93	3.3	75	109	3.9	62	1	42	289	10.3
1992-93	31	31	1059	34.2	134	282	.475	77	170	.453	30	42	.714	9	74	83	2.7	69	108	3.5	66	2	49	375	12.1
1993-94	28	--	--	--	91	205	.444	56	141	.397	25	33	.758	16	64	80	2.9	61	62	2.2	41	3	30	263	9.4
Total	115	58	2492	21.7	376	819	.459	195	467	.418	129	176	.733	39	247	286	2.5	257	292	2.5	198	7	131	1076	9.4

BOB HILL

6-1 • Forward • Phoenix, Ariz. • 1952-56 • 17th on all-time scoring list


Year	GP	GS	MIN	AVG	FG	FGA	PCT	3P	3PA	PCT	FT	FTA	PCT	OFF	DEF	TOT	AVG	PF	AST	AVG	TO	BLK	STL	PTS	AVG
1952-53	21	--	--	--	92	241	.382	--	--	--	57	102	.559	--	--	175	8.3	69	--	--	42	--	--	241	11.5
1953-54	23	--	--	--	117	360	.325	--	--	--	52	85	.612	--	--	162	7.0	60	--	--	77	--	--	286	12.4
1954-55	22	--	--	--	91	260	.350	--	--	--	69	104	.663	--	--	233	10.6	50	--	--	55	--	--	251	11.4
1955-56	23	--	--	--	125	280	.446	--	--	--	52	77	.675	--	--	240	10.4	80	--	--	41	--	--	302	13.1
Total	89	--	--	--	425	1141	.372	--	--	--	230	368	.625	--	--	810	9.1	259	--	--	215	--	--	1080	12.1



Gagnon




Garrison



Haddow




Hayes



Hill

HISTORY » 1,000-POINT CLUB



Irvine



Knighton

JIM IRVINE

6-5 • Forward • Phoenix, Ariz. • 1970-74 • 5th on all-time scoring list

Year	GP	GS	MIN	AVG	FG	FGA	PCT	3P	3PA	PCT	FT	FTA	PCT	OFF	DEF	TOT	AVG	PF	AST	AVG	TO	BLK	STL	PTS	AVG
1970-71	27	--	--	--	129	310	.416	--	--	--	53	82	.646	59	108	167	6.2	63	53	2.0	58	--	26	311	11.5
1971-72	29	--	--	--	173	443	.391	--	--	--	95	136	.699	84	143	227	7.8	76	44	1.5	53	--	78	441	15.2
1972-73	29	--	--	--	162	336	.482	--	--	--	53	77	.688	57	117	174	6.0	66	53	1.8	40	--	51	377	13.0
1973-74	30	--	--	--	117	271	.432	--	--	--	57	80	.713	57	139	196	6.5	58	79	2.6	49	--	55	291	9.7
Total	115	--	--	--	581	1360	.427	--	--	--	258	375	.688	257	507	764	6.6	263	229	2.0	200	--	210	1420	12.3

TOURÉ KNIGHTON

6-4 • Guard • Tucson, Ariz. • 1997-2001 • 21st on all-time scoring list

Year	GP	GS	MIN	AVG	FG	FGA	PCT	3P	3PA	PCT	FT	FTA	PCT	OFF	DEF	TOT	AVG	PF	AST	AVG	TO	BLK	STL	PTS	AVG
1997-98	24	15	460	19.2	37	91	.407	10	31	.323	37	55	.673	28	44	72	3.0	43	30	1.3	30	3	36	121	5.0
1998-99	25	17	578	23.1	54	134	.403	19	69	.275	49	63	.778	31	62	93	3.7	43	28	1.1	35	8	34	176	7.0
1999-00	27	0	865	32.0	111	242	.459	31	70	.443	100	135	.741	86	113	199	7.4	64	71	2.6	66	8	43	353	13.1
2000-01	26	26	899	34.6	120	285	.421	33	94	.351	109	158	.690	60	120	180	6.9	72	82	3.2	63	10	39	382	14.7
Total	102	58	2802	27.5	322	752	.428	93	264	.352	295	411	.718	205	339	544	5.3	222	211	2.1	194	29	152	1032	10.1

ALESSANDRO LEVER

6-10 • Center • Bolzano, Italy • 2017-pres • 3rd on all-time scoring list • 2nd on D-I scoring list

Year	GP	GS	MIN	AVG	FG	FGA	PCT	3P	3PA	PCT	FT	FTA	PCT	OFF	DEF	TOT	AVG	PF	AST	AVG	TO	BLK	STL	PTS	AVG
2017-18	34	27	724	21.3	140	309	.453	26	81	.321	108	141	.766	42	107	149	4.4	90	40	1.2	59	14	12	414	12.2
2018-19	34	33	846	24.9	153	342	.447	40	113	.354	80	107	.748	42	103	145	4.3	110	47	1.4	57	2	14	426	12.5
2019-20	30	30	1001	33.4	182	340	.535	31	81	.383	75	95	.789	59	120	179	6.0	87	66	2.2	59	6	14	470	15.7
2020-21	24	24	686	28.6	118	232	.509	31	82	.378	52	82	.634	42	88	130	5.4	60	40	1.7	45	5	7	319	13.3
4 yrs	122	114	3257	26.7	593	1223	.485	128	357	.359	315	425	.741	185	418	603	4.9	347	193	1.6	220	27	47	1629	13.4



Lever



Lindsey

BENNY LINDSEY

6-3 • Forward • Phoenix, Ariz. • 1959-62 • 11th on all-time scoring list

Year	GP	GS	MIN	AVG	FG	FGA	PCT	3P	3PA	PCT	FT	FTA	PCT	OFF	DEF	TOT	AVG	PF	AST	AVG	TO	BLK	STL	PTS	AVG
1959-60	24	--	--	--	133	322	.413	--	--	--	96	125	.768	148	194	342	14.3	68	35	1.5	64	--	61	362	15.1
1960-61	19	--	--	--	131	299	.438	--	--	--	101	132	.765	96	124	220	11.6	54	35	1.8	84	--	39	363	19.1
1961-62	22	--	--	--	180	380	.474	--	--	--	150	211	.711	103	162	265	12.0	67	27	1.2	62	--	54	510	23.2
Total	65	--	--	--	444	1001	.444	--	--	--	347	468	.741	347	480	827	12.7	189	97	1.5	210	--	154	1235	19.0

GARY MATTSON

6-6 • Forward • Phoenix, Ariz. • 1957-61 • 25th on all-time scoring list

Year	GP	GS	MIN	AVG	FG	FGA	PCT	3P	3PA	PCT	FT	FTA	PCT	OFF	DEF	TOT	AVG	PF	AST	AVG	TO	BLK	STL	PTS	AVG
1957-58	5	--	--	--	5	13	.385	--	--	--	1	4	.250	10	6	16	3.2	7	--	--	2	--	--	11	2.2
1958-59	20	--	--	--	81	223	.363	--	--	--	39	54	.722	69	114	183	9.2	53	8	0.4	32	--	18	201	10.1
1959-60	24	--	--	--	136	349	.390	--	--	--	66	87	.759	69	132	201	8.4	53	13	0.5	54	--	19	338	14.1
1960-61	22	--	--	--	181	410	.441	--	--	--	98	127	.772	82	152	234	10.6	66	6	0.3	57	--	9	460	20.9
Total	71	--	--	--	403	995	.405	--	--	--	204	272	.750	230	404	634	8.9	179	27	0.4	145	--	46	1010	14.2

JIM PYERS


6-0 • Guard • Tucson, Ariz. • 1979-83 • 15th on all-time scoring list

Year	GP	GS	MIN	AVG	FG	FGA	PCT	3P	3PA	PCT	FT	FTA	PCT	OFF	DEF	TOT	AVG	PF	AST	AVG	TO	BLK	STL	PTS	AVG
1979-80	30	--	--	--	74	152	.487	--	--	--	60	67	.896	11	29	40	1.3	48	67	2.2	38	--	22	208	6.9
1980-81	13	--	--	--	34	73	.466	--	--	--	25	31	.806	6	7	13	1.0	19	29	2.2	21	--	6	93	7.2
1981-82	28	--	--	--	133	240	.554	--	--	--	58	65	.892	--	--	63	2.3	--	49	1.8	--	--	--	324	11.6
1982-83	31	--	--	--	183	351	.521	--	--	--	109	125	.872	--	--	75	2.4	78	105	3.4	88	--	--	475	15.3
Total	102	--	--	--	424	816	.520	--	--	--	252	288	.875	--	--	191	1.9	145	250	2.5	147	--	28	1100	10.8


JIM RICE

6-6 • Center • 1967-71 • 23rd on all-time scoring list

Year	GP	GS	MIN	AVG	FG	FGA	PCT	3P	3PA	PCT	FT	FTA	PCT	OFF	DEF	TOT	AVG	PF	AST	AVG	TO	BLK	STL	PTS	AVG
1967-68	20	--	--	--	61	143	.427	--	--	--	19	42	.452	52	70	122	6.1	39	0	0.0	9	--	4	141	7.1
1968-69	24	--	--	--	78	178	.438	--	--	--	35	61	.574	66	107	173	7.2	62	5	0.2	18	--	7	191	8.0
1969-70	27	--	--	--	131	283	.463	--	--	--	68	98	.694	118	201	319	11.8	71	14	0.5	26	--	8	330	12.2
1970-71	27	--	--	--	142	344	.413	--	--	--	77	124	.621	100	177	277	10.3	67	24	0.9	31	--	17	361	13.4
Total	98	--	--	--	412	948	.435	--	--	--	199	325	.612	336	555	891	9.1	239	43	0.4	84	--	36	1023	10.4



Mattson



Pyers



Rice



Rising



Russell

MELVIN RISING

6-3 • Center • Bentonville, Ark. • 1952-56 • 14th on all-time scoring list

Year	GP	GS	MIN	AVG	FG	FGA	PCT	3P	3PA	PCT	FT	FTA	PCT	OFF	DEF	TOT	AVG	PF	AST	AVG	TO	BLK	STL	PTS	AVG
1952-53	20	--	--	--	49	132	.371	--	--	--	60	82	.732	--	--	116	5.8	50	--	--	23	--	--	158	7.9
1953-54	23	--	--	--	75	253	.296	--	--	--	47	87	.540	--	--	177	7.7	62	--	--	39	--	--	197	8.6
1954-55	22	--	--	--	152	438	.347	--	--	--	119	151	.788	--	--	241	11.0	65	--	--	65	--	--	423	19.2
1955-56	23	--	--	--	125	330	.379	--	--	--	89	137	.650	--	--	247	10.7	63	--	--	47	--	--	339	14.7
Total	88	--	--	--	401	1153	.348	--	--	--	315	457	.689	--	--	781	8.9	240	--	--	174	--	--	1117	12.7

DeWAYNE RUSSELL

5-11 • Guard • Peoria, Ariz. • 2014-17 • 10th on all-time scoring list • 3rd on D-I scoring list

Year	GP	GS	MIN	AVG	FG	FGA	PCT	3P	3PA	PCT	FT	FTA	PCT	OFF	DEF	TOT	AVG	PF	AST	AVG	TO	BLK	STL	PTS	AVG
2014-15	23	23	769	33.4	103	250	.412	14	42	.333	106	140	.757	9	59	68	3.0	62	90	3.9	49	2	32	326	14.2
2015-16	34	33	1054	31.0	116	281	.413	15	36	.417	83	121	.686	18	85	103	3.0	66	182	5.4	75	3	46	330	9.7
2016-17	28	28	1072	38.3	197	492	.400	52	131	.397	147	194	.758	13	92	105	3.8	60	151	5.4	75	4	41	593	21.2
Total	85	84	2895	34.1	416	1023	.407	81	209	.388	336	455	.738	40	236	276	3.2	188	423	5.0	199	9	119	1249	14.7

BO WARREN

6-2 • Guard • Eloy, Ariz. • 1962-66 • 16th on all-time scoring list

Year	GP	GS	MIN	AVG	FG	FGA	PCT	3P	3PA	PCT	FT	FTA	PCT	OFF	DEF	TOT	AVG	PF	AST	AVG	TO	BLK	STL	PTS	AVG
1962-63	22	--	--	--	97	205	.473	--	--	--	68	101	.673	76	105	181	8.2	57	22	1.0	58	--	18	262	11.9
1963-64	11	--	--	--	72	156	.462	--	--	--	43	60	.717	51	67	118	10.7	40	9	0.8	32	--	12	187	17.0
1964-65	23	--	--	--	125	314	.398	--	--	--	90	156	.577	92	142	234	10.2	69	30	1.3	63	--	28	340	14.8
1965-66	22	--	--	--	112	281	.399	--	--	--	82	116	.707	70	97	167	7.6	65	28	1.3	36	--	25	306	13.9
Total	78	--	--	--	406	956	.425	--	--	--	283	433	.654	289	411	700	9.0	231	89	1.1	189	--	83	1095	14.0


KEVIN WARREN

6-3 • Guard/Forward • Tempe, Ariz. • 1984-86 • 13th on all-time scoring list

Year	GP	GS	MIN	AVG	FG	FGA	PCT	3P	3PA	PCT	FT	FTA	PCT	OFF	DEF	TOT	AVG	PF	AST	AVG	TO	BLK	STL	PTS	AVG
1984-85	33	33	1141	34.6	216	424	.509	--	--	--	150	191	.785	--	--	118	3.6	65	87	2.6	111	1	26	582	17.6
1985-86	23	23	767	33.3	198	370	.535	--	--	--	140	167	.838	--	--	117	5.1	46	79	3.4	82	3	27	536	23.3
Total	56	56	1908	34.1	414	794	.521	--	--	--	290	358	.810	--	--	235	4.2	111	166	3.0	193	4	53	1118	20.0



B. Warren



K. Warren



Duane Gagnon ranks fourth in scoring after his four-year career in the 1960s



Josh Braun ranks second in all-time scoring but tops GCU's D-I list

HISTORY » OTHER CAREER CLUBS

500 REBOUNDS

Player	Rebounds	Years	Seasons
Bayard Forrest	1,544	1972-76	4
T.C. Dean	1,063	1956-59	3
Jim Rice	891	1967-71	4
Bill Price	862	1976-80	4
Duane Gagnon	847	1965-69	4
Benny Lindsey	827	1959-62	3
Bob Hill	810	1952-56	4
Melvin Rising	781	1952-56	4
Jim Irvine	764	1970-74	4
Bill Sullivan	733	1965-68	3
Bo Warren	700	1962-66	4
Doug Baker	666	1955-59	4
Maynard Tidmore	640	1959-62	3
Gary Mattson	634	1957-61	4
Keonta Vernon	631	2015-18	3
Killian Larson	626	2012-14	2
Alessandro Lever	603	2017-21	4
Mike Boatright	592	1980-84	4
Joshua Ondigo	571	1988-92	4
Joshua Braun	565	2014-18	4
George Hall	558	1976-78	2
Lew Sorensen	555	1955-58	3
Touré Knighton	544	1997-2001	4
Greg Upton	532	1968-71	3
Bob Gallagher	527	1985-88	3
Oscar Frayer	515	2016-21	4
Eric Taylor	512	1988-91	3
Rodney Hightower	501	1973-75	2

100 3-POINTERS

Player	3-pointers	Years	Seasons
Joshua Braun	257	2014-18	4
Chester Hayes	195	1990-94	4
Chad Briscoe	174	1991-93	2
Oscar Frayer	144	2016-21	4
Dan Williams	137	1987-89	2
Alessandro Lever	128	2017-21	4
Nick Witherill	127	2009-12	3
Milee Karre	122	2005-09	4
Spencer Inman	118	1998-2000	2
Mike Ledbetter	113	1987-89	2
Rudy Bogan	110	2006-08	2
Rich Davis	107	2005-06	1
Ron Akre	106	1986-88	2
Jerome Garrison	104	2011-15	4

200 ASSISTS

Player	Assists	Years	Seasons
Craig Johnson	455	1987-89	2
DeWayne Russell	423	2014-17	3
Bayard Forrest	421	1972-76	4
Ryan Nelson	387	2004-06	2
Chester Hayes	292	1990-94	4
Elbert Meeks	288	1992-94	2
Rodney Johns	285	1986-88	2
Willie Polk	252	1977-79	2
Jabari Riggins	252	2000-04	4
Jim Pyers	250	1979-83	4
Jovan Blacksher Jr.	239	2019-pres	2
Gerard Martin	236	2015-19	4
Mike Boatright	230	1980-84	4
Jim Irvine	229	1970-74	4
Chad Briscoe	224	1991-93	2
Kenny Archbold	214	1994-97	3
Touré Knighton	211	1997-2001	4
Joey Allison	202	1989-91	2

150 STEALS

Player	Steals	Years	Seasons
Jim Irvine	210	1970-74	4
Kenny Archbold	198	1994-97	3
David Everett	192	1971-72, 73-76	4
Rodney Johns	161	1986-88	2
Chad Briscoe	155	1991-93	2
Benny Lindsey	154	1959-62	3
Touré Knighton	152	1997-2001	4

100 BLOCKS

Player	Blocks	Years	Seasons
Horacio Llamas	172	1994-96	2
Nathan Hansen	150	1995-98	3
Bryan Lee	147	2004-07	3
Joshua Ondigo	137	1998-92	4

» 100-POINT GAMES

No.	Date	Opponent	Result	No.	Date	Opponent	Result	No.	Date	Opponent	Result
1	Feb. 12, 1955	at Cal Baptist-Covina	W 100-44	55	Jan. 2, 1987	Olivet Nazarene	W 112-94	109	Feb. 18, 1993	Alaska Fairbanks	W 101-97
2	Feb. 4, 1956	Davis-Monthan A.F. Base	W 103-89	56	Jan. 6, 1987	Central Methodist	W 105-74	110	March 13, 1993	CS Chico	W 103-98
3	Jan. 15, 1959	Williams A.F. Base	W 106-75	57	Jan. 24, 1987	Southern Utah State	W 105-91	111	Dec. 3, 1993	Western State	W 104-100
4	Jan. 15, 1960	Williams A.F. Base	W 101-77	58	Feb. 20, 1987	University of Dallas	W 111-85	112	Dec. 31, 1993	Western State	W 108-73
5	Jan. 10, 1961	Luke A.F. Base	L 104-100	59	Nov. 27, 1987	at UC Santa Cruz	W 105-70	113	Jan. 6, 1994	Chaminade	W 115-73
6	Nov. 29, 1961	California Baptist	W 101-65	60	Nov. 28, 1987	at UC San Diego	W 116-72	114	Jan. 7, 1995	Pacific Christian	W 108-92
7	Jan. 8, 1963	California Baptist	W 111-77	61	Dec. 1, 1987	College of St. Thomas	W 110-67	115	Nov. 20, 1995	Colorado Christian	W 106-68
8	Feb. 18, 1963	New Mexico Western	W 101-89	62	Dec. 5, 1987	Point Loma Nazarene	W 121-79	116	Dec. 16, 1995	Clarke	W 106-59
9	Dec. 20, 1963	California Lutheran	W 116-83	63	Dec. 21, 1987	Western New Mexico	W 105-78	117	Dec. 20, 1995	Central Oklahoma	W 102-76
10	Jan. 31, 1964	Pacific Christian	W 102-96	64	Dec. 22, 1987	North Park College	W 114-106	118	Dec. 28, 1995	Southwestern (Kansas)	W 104-73
11	Feb. 19, 1965	Eastern New Mexico	W 102-87	65	Dec. 30, 1987	at Mesa College	W 106-74	119	Jan. 11, 1996	Pacific Christian	W 106-54
12	Dec. 17, 1965	California Baptist	W 120-84	66	Jan. 23, 1988	at Southern Utah State	W 121-101	120	March 7, 1996	Alaska Anchorage	W 105-96
13	Dec. 18, 1965	California Baptist	W 105-92	67	Jan. 30, 1988	The Master's	W 115-61	121	Nov. 19, 1996	Arizona College of the Bible	W 144-46
14	Dec. 29, 1965	East Central Oklahoma	W 106-101	68	Feb. 15, 1988	Southern Utah State	W 113-92	122	Nov. 29, 1996	Fort Lewis	W 101-71
15	Jan. 4, 1966	Cal Lutheran	L 109-101	69	Feb. 20, 1988	Christian Heritage	W 106-96	123	Dec. 29, 1997	Western New Mexico	W 100-78
16	Jan. 28, 1966	La Verne	W 107-89	70	Feb. 27, 1988	at Hawaii Pacific	W 102-93	124	Jan. 20, 1999	Cal Poly Pomona	W 108-60
17	Feb. 4, 1966	at California Baptist	W 109-99	71	March 10, 1988	Colorado School of Mines	W 113-79	125	March 1, 2002	Chico State	W 108-105
18	Dec. 9, 1966	Western State	W 111-107	72	March 17, 1988	Hastings College	W 103-75	126	Feb. 8, 2005	Southwestern College	W 101-56
19	Dec. 15, 1966	California Baptist	W 103-96	73	March 18, 1988	Fort Hays State	W 101-95	127	Nov. 15, 2005	Colorado-Colorado Springs	W 104-74
20	Dec. 29, 1966	vs. Minot State	W 100-75	74	March 21, 1988	Waynesburg	W 108-106	128	Nov. 26, 2005	CS Monterey Bay	W 105-96
21	Feb. 18, 1967	Azusa Pacific	W 106-98	75	Dec. 3, 1988	vs. Oklahoma City	W 113-96	129	Nov. 30, 2005	at Colorado-Colorado Springs	W 100-68
22	Feb. 25, 1967	La Verne	W 106-77	76	Dec. 9, 1988	Colorado Christian	W 124-68	130	Dec. 8, 2005	at Western New Mexico	W 101-93
23	Dec. 19, 1967	Fort Lewis	W 104-89	77	Dec. 20, 1988	Seattle Pacific	W 104-95	131	Dec. 16, 2005	Vanguard	W 103-92
24	Dec. 20, 1968	Vanguard	W 101-60	78	Dec. 22, 1988	Cal Poly Pomona	W 119-93	132	Jan. 21, 2006	Southwestern College	W 110-65
25	Feb. 7, 1969	Southern Utah State	W 101-77	79	Dec. 30, 1988	Chapman	W 116-94	133	Feb. 2, 2006	Western New Mexico	W 100-58
26	Feb. 14, 1969	Fort Lewis	W 101-72	80	Jan. 14, 1989	at West Coast Christian	W 141-57	134	Feb. 6, 2006	at Southwestern College	W 114-57
27	Dec. 20, 1969	Fort Lewis	W 106-88	81	Jan. 27, 1989	Biola	W 103-85	135	Feb. 16, 2006	at BYU-Hawaii	L 116-110
28	Jan. 9, 1970	Cal Lutheran	W 104-69	82	Feb. 4, 1989	Christian Heritage	W 115-90	136	Feb. 18, 2006	at Chaminade	L 114-107
29	Jan. 17, 1970	Adams State	W 111-100	83	Feb. 17, 1989	Langston	W 112-91	137	Feb. 25, 2006	Notre Dame de Namur	W 110-70
30	Jan. 26, 1970	at Southern Utah State	L 109-101	84	Feb. 18, 1989	Drury	W 100-74	138	Jan. 11, 2007	Southwestern College	W 123-60
31	Jan. 29, 1970	Colorado School of Mines	W 122-78	85	Feb. 25, 1989	Christian Heritage	W 117-72	139	Dec. 15, 2007	Haskell College	W 105-69
32	Feb. 6, 1970	Southern Utah State	W 125-86	86	March 4, 1989	Colorado School of Mines	W 109-82	140	Feb. 19, 2008	Southwestern College	W 105-66
33	Dec. 18, 1970	California Baptist	W 101-82	87	March 6, 1989	Denver	W 111-88	141	March 4, 2010	Hawaii Pacific	W 100-91
34	Dec. 22, 1970	College of Artesia	W 101-73	88	March 8, 1989	Mesa State	W 115-95	142	Feb. 14, 2013	at Academy of Art	W 105-78
35	Jan. 9, 1971	Western State	W 100-90	89	Dec. 1, 1989	Oklahoma City	W 102-97	143	Dec. 13, 2015	Omaha	L 108-104
36	Feb. 9, 1975	New Mexico Highlands	W 114-67	90	Dec. 19, 1989	CS Dominguez Hills	W 107-78	144	Dec. 27, 2017	vs. Morgan State	W 100-74
37	March 4, 1975	New Mexico Highlands	W 102-81	91	Feb. 17, 1990	Langston (Okla.)	W 107-73	145	Feb. 8, 2020	at California Baptist	W 103-98
38	Dec. 4, 1976	College of Santa Fe	W 101-76	92	Feb. 23, 1990	The Master's	W 108-71	146	Jan. 15, 2021	Bethesda	W 121-62
39	Dec. 10, 1977	California Baptist	W 109-70	93	March 4, 1990	Mesa State	W 121-95				
40	Feb. 2, 1979	College of Santa Fe	W 109-73	94	Dec. 1, 1991	at Chaminade	W 100-76				
41	Feb. 5, 1980	at Vanguard	W 119-98	95	Dec. 3, 1991	at CS Stanislaus	W 106-104				
42	Feb. 16, 1980	College of Santa Fe	W 103-62	96	Jan. 18, 1992	Chaminade	W 100-82				
43	Feb. 6, 1982	New Mexico Highlands	W 101-80	97	Feb. 8, 1992	at Nebraska-Kearney	W 104-100				
44	Nov. 17, 1984	Texas College	W 116-91	98	Feb. 20, 1992	Alaska Fairbanks	W 107-91				
45	Dec. 7, 1985	New Mexico Highlands	W 112-87	99	Feb. 22, 1992	Alaska Anchorage	W 101-82				
46	Dec. 12, 1985	Northern Montana	W 101-71	100	Feb. 24, 1992	Nebraska-Kearney	W 131-104				
47	Dec. 28, 1985	vs. Texas Lutheran	W 134-129	101	Nov. 27, 1992	Bridgeport	W 110-98				
48	Dec. 29, 1985	at Mesa College	W 102-101	102	Nov. 28, 1992	Central Oklahoma	W 110-108				
49	Jan. 7, 1986	Concordia (Neb.)	W 101-89	103	Dec. 30, 1992	Chapman	W 106-83				
50	Jan. 17, 1986	Wassuk	W 142-64	104	Jan. 1, 1993	Winona State	W 124-98				
51	Feb. 22, 1986	College of Santa Fe	W 102-88	105	Jan. 2, 1993	UC Riverside	W 105-65				
52	Nov. 15, 1986	The Master's	W 101-86	106	Jan. 23, 1993	Alaska Fairbanks	W 110-73				
53	Dec. 11, 1986	Texas Wesleyan	W 101-88	107	Jan. 26, 1993	Pacific Christian	W 132-89				
54	Dec. 19, 1986	Occidental	W 114-82	108	Feb. 11, 1993	Seattle Pacific	W 107-102				

SUMMARY	Overall	D-I
Number	146	4
Overall W-L	140-6	3-1
	(.959)	(.750)

OUTLOOK

REVIEW

TEAM

THIS IS GCU

HISTORY

HISTORY » SEASON OPENERS

Year	Date	Opponent	Result	Leading Scorer
1949-50	Dec. 2	ASCF-Freshmen	L 38-35	White (14)
1950-51	Dec. 1	at Eastern Arizona JC	L 59-58	Robinett (26)
1951-52	Nov. 29	at ASC-Freshmen	L 56-38	Menefee (18)
1952-53	Dec. 5	at Arizona (freshmen)	W 61-59	Menefee (15)
1953-54	Dec. 1	at Williams Air Force Base	L 57-43	Hill/Forrest (10)
1954-55	Nov. 13	El Central Naval Air Station	W 87-53	unknown
1955-56	Nov. 30	at Arizona State-Flagstaff	L 76-60	Menefee (21)
1956-57	Dec. 6	at Cal Baptist-Covina	W 63-37	Sorensen (17)
1957-58	Dec. 4	at Palo Verde	W 69-59	Dean (19)
1958-59	Dec. 3	at La Verne	W 76-57	Dean (18)
1959-60	Dec. 2	at La Verne	W 87-67	Lindsey (22)
1960-61	Dec. 1	at La Verne	W 85-58	Mattson (22)
1961-62	Nov. 29	at California Baptist	W 101-65	Lindsey (19)
1962-63	Nov. 30	at La Verne	W 59-55	Brewer (18)
1963-64	Dec. 6	at La Verne	L 99-80	Brewer (20)
1964-65	Dec. 4	Adams State	L 90-79	Warren (22)
1965-66	Dec. 3	at Western State	L 77-71	Bateman (21)
1966-67	Dec. 2	at New Mexico Highlands	L 94-93	Bateman/Sullivan (25)
1967-68	Dec. 1	New Mexico Highlands	W 75-56	Gagnon (29)
1968-69	Dec. 5	at Fort Lewis	L 80-73	Burnside (14)
1969-70	Dec. 4	at Adams State	W 93-92	Swinford (21)
1970-71	Dec. 3	at Adams State	L 96-73	Acker (15)
1971-72	Dec. 3	Southern Utah State	W 73-71	Irvine (30)
1972-73	Nov. 28	at Northern Arizona	L 64-60	B. Forrest (15)
1973-74	Nov. 30	Point Loma	W 74-64	Haddow (18)
1974-75	Nov. 29	Southern Utah State	W 67-57	Haddow/Hightower (20)
1975-76	Nov. 27	Eastern New Mexico	W 69-57	Everett (21)
1976-77	Nov. 29	Fort Lewis	W 76-48	Hall (21)
1977-78	Dec. 2	at UC Riverside	W 95-69	Arvizu (19)
1978-79	Nov. 28	St. Thomas	W 58-55	Arvizu (26)
1979-80	Nov. 27	Southern Utah State	W 57-52	Ross (20)
1980-81	Nov. 26	St. Thomas	W 77-66	Pyers (18)
1981-82	Nov. 27	vs. New Mexico Highlands	W 86-69	Pyers (20)
1982-83	Nov. 20	CS Dominguez Hills	W 60-56	Pyers (19)
1983-84	Nov. 18	CSUN	L 66-49	Williams (12)
1984-85	Nov. 3	at Wayland Baptist	L 85-67	Warren (26)
1985-86	Nov. 16	The Master's	W 88-73	Warren (23)
1986-87	Nov. 15	The Master's	W 101-86	Williams (20)
1987-88	Nov. 20	at Southern Colorado	W 96-77	Williams (31)
1988-89	Nov. 29	St. Thomas	W 86-64	Williams (30)
1989-90	Nov. 17	vs. Cal State L.A.	L 90-78	D. Jones (16)
1990-91	Nov. 17	CS Dominguez Hills	W 79-73	Carter (24)
1991-92	Nov. 23	Metro State	W 81-74	Carter (23)
1992-93	Nov. 27	Bridgeport	W 110-98	Briscoe (44)
1993-94	Nov. 26	CS San Bernardino	L 81-58	Meeks (19)

Year	Date	Opponent	Result	Leading Scorer
1994-95	Nov. 18	Missouri-St. Louis	W 74-69	Langford (22)
1995-96	Nov. 17	Tarleton State	W 89-71	Langford/Llamas (19)
1996-97	Nov. 19	Ariz. College of Bible	W 144-46	Allen (21)
1997-98	Nov. 21	Albertson	W 75-64	Allen (29)
1998-99	Nov. 20	Christian Heritage	W 83-67 OT	Inman (13)
1999-00	Nov. 19	at Alaska Anchorage	L 90-61	Daniels (14)
2000-01	Nov. 17	Fresno Pacific	L 78-74	Mullins (20)
2001-02	Nov. 23	Fort Lewis	W 75-65	Somers (17)
2002-03	Nov. 22	St. Xavier	L 75-69	Harris (17)
2003-04	Nov. 28	Western State	W 70-50	Hall (23)
2004-05	Nov. 19	at Alaska Anchorage	W 70-66	P. Davis (20)
2005-06	Nov. 15	Colorado-Colorado Springs	W 104-74	R. Davis (23)
2006-07	Nov. 15	at Western New Mexico	L 82-75	R. Davis (16)
2007-08	Nov. 17	at New Mexico Highlands	W 91-48	Karre (16)
2008-09	Nov. 15	at Western New Mexico	L 80-78	Nurumbi (23)
2009-10	Oct. 30	vs. Western Washington	L 94-70	Ramos (12)
2010-11	Nov. 12	at Utah	L 72-48	Witherill (11)
2011-12	Nov. 11	at UNLV	L 83-66	Pickrel (19)
2012-13	Nov. 9	vs. #7 Winona State	L 66-64	Garrison (16)
2013-14	Nov. 8	vs. Loyola Marymount	L 78-75	Larson (18)
2014-15	Nov. 14	at #1 Kentucky	L 85-45	Woolridge (15)
2015-16	Nov. 13	Portland State	W 82-72	Russell/Braun (15)
2016-17	Nov. 12	at #1 Duke	L 96-61	Carr (18)
2017-18	Nov. 10	Florida A&M	W 67-51	Braun/Aidoo (11)
2018-19	Nov. 6	at South Dakota State	L 79-74	Drechsel/Johnson (17)
2019-20	Nov. 5	Davenport	L 83-71	Johnson (22)
2020-21	Nov. 25	Grambling State	W 69-53	Lever (18)

SUMMARY	Overall	D-I
Overall W-L	42-30	3-5
Number	72	8
Leading scorer	Chad Briscoe (44, 1992)	Carlos Johnson (22, 2019)
Longest win streak	10 games (1973-82)	1 game (2015, 2017, 2020)
Longest loss streak	7 games (2008-14)	2 games (2013-14, 2018-19)
Home	35	4
Home Record	28-7	3-1
Away	32	3
Away Record	13-19	0-3
Neutral	5	1
Neutral Record	1-4	0-1
Most frequent opponent	La Verne (5x)	none
Most points (GCU)	144 (1996)	82 (2015)
Most points (opp.)	99 (1963)	96 (2016)
Fewest points (GCU)	35 (1949)	45 (2014)
Fewest points (opp.)	37 (1956)	51 (2017)
Biggest win	98 (1996)	16 (2017, 2020)
Biggest loss	40 (2014)	40 (2014)
Closest margin	1 (1950, 66, 69)	5 (2018)

» HOME OPENERS

Year	Date	Opponent	Result	Leading Scorer
1949-50	Dec. 2	ASCF-Freshmen	L 38-35	White (14)
1950-51	Dec. 8	Phoenix College	L 60-46	unknown
1951-52	Jan. 8	Phoenix College	L 51-70	Greer (13)
1952-53	Dec. 13	Palo Verde	W 76-71	Menefee (20)
1953-54	Dec. 5	Eastern Arizona	W 55-53	N. Forrest (17)
1954-55	Nov. 13	El Central Naval Air Station	W 87-53	unknown
1955-56	Dec. 3	Eastern Arizona	L 77-68	Menefee (21)
1956-57	Dec. 15	Upland	W 70-47	Dean (21)
1957-58	Dec. 17	San Diego	L 84-69	Deines (16)
1958-59	Dec. 13	Cal Poly Pomona	W 97-80	Deines (28)
1959-60	Dec. 12	Luke Air Force Base	W 90-66	Lindsey (18)
1960-61	Dec. 10	Nevada Southern	W 83-61	Mattson/Frank (22)
1961-62	Dec. 9	Nevada Southern	W 75-68	Lindsey (22)
1962-63	Dec. 11	Arizona State-Flagstaff	L 72-65	Brewer (24)
1963-64	Dec. 14	La Verne	W 93-85	Brewer (27)
1964-65	Dec. 4	Adams State	L 90-79	Warren (22)
1965-66	Dec. 10	Fort Lewis	L 99-95	Bateman/Sullivan (18)
1966-67	Dec. 9	Western State	W 111-107 3OT	Sullivan (33)
1967-68	Dec. 1	New Mexico Highlands	W 75-56	Gagnon (29)
1968-69	Dec. 20	S. California (Vanguard)	W 101-60	Gagnon (21)
1969-70	Dec. 12	California Baptist	W 86-61	Wilcox (20)
1970-71	Dec. 12	Cal Lutheran	W 77-68	Irvine/Chase (13)
1971-72	Dec. 3	Southern Utah State	W 73-71	Irvine (30)
1972-73	Dec. 4	Southern Utah State	W 97-77	Irvine (22)
1973-74	Nov. 30	Point Loma	W 74-64	Haddow (18)
1974-75	Nov. 29	Southern Utah State	W 67-57	Haddow/Hightower (20)
1975-76	Nov. 27	Eastern New Mexico	W 69-57	Everett (21)
1976-77	Nov. 29	Fort Lewis	W 76-48	Hall (21)
1977-78	Dec. 9	UMKC	W 75-70	Stokes (22)
1978-79	Nov. 28	St. Thomas	W 58-55	Arvizu (26)
1979-80	Nov. 27	Southern Utah State	W 57-52	Ross (20)
1980-81	Nov. 26	St. Thomas	W 77-66	Pyers (18)
1981-82	Dec. 4	St. Thomas	L 60-55	Pyers (18)
1982-83	Nov. 20	CS Dominguez Hills	W 60-56	Pyers (19)
1983-84	Nov. 18	CSUN	L 66-49	Williams (12)
1984-85	Nov. 27	St. Thomas	W 75-62	Monteverde (21)
1985-86	Nov. 16	The Master's	W 88-73	Warren (23)
1986-87	Nov. 15	The Master's	W 101-86	Williams (20)
1987-88	Dec. 1	St. Thomas	W 110-67	Ware (26)
1988-89	Nov. 29	St. Thomas	W 86-64	Williams (30)
1989-90	Nov. 25	Mid America Nazarene	W 94-74	McDaniel (20)
1990-91	Nov. 17	CS Dominguez Hills	W 79-73	Carter (24)
1991-92	Nov. 23	Metro State	W 81-74	Carter (23)
1992-93	Nov. 27	Bridgeport	W 110-98	Briscoe (44)
1993-94	Nov. 26	CS San Bernardino	L 81-58	Meeks (19)

Year	Date	Opponent	Result	Leading Scorer
1994-95	Nov. 18	Missouri-St. Louis	W 74-69	Langford (22)
1995-96	Nov. 17	Tarleton State	W 89-71	Langford/Llamas (19)
1996-97	Nov. 19	Ariz. College of Bible	W 144-46	Allen (21)
1997-98	Nov. 21	Albertson	W 75-64	Allen (29)
1998-99	Nov. 20	Christian Heritage	W 83-67 0T	Inman (13)
1999-00	Nov. 26	St. Xavier	L 75-68	Turner (18)
2000-01	Nov. 17	Fresno Pacific	L 78-74	Mullins (20)
2001-02	Nov. 23	Fort Lewis	W 75-65	Somers (17)
2002-03	Nov. 22	St. Xavier	L 75-69	Harris (17)
2003-04	Nov. 28	Western State	W 70-50	Hall (23)
2004-05	Dec. 11	CSU Stanislaus	W 78-75	Alonzo (25)
2005-06	Nov. 15	Colorado-Colorado Springs	W 104-74	R. Davis (23)
2006-07	Nov. 20	UC San Diego	W 64-62 0T	Lee (17)
2007-08	Nov. 24	UC San Diego	W 72-62	Morrison (17)
2008-09	Nov. 22	Cal State Los Angeles	W 68-64	Nurumbi (22)
2009-10	Nov. 24	California Baptist	W 53-48	Witherill (13)
2010-11	Nov. 19	Minnesota-Duluth	W 72-54	Wynn (14)
2011-12	Nov. 16	The Master's	W 77-70	Speed (15)
2012-13	Nov. 14	Western New Mexico	W 69-58	Larson/Lowery (13)
2013-14	Nov. 16	Western New Mexico	W 91-41	Walker (21)
2014-15	Nov. 17	Montana State	W 61-45	Majerle (13)
2015-16	Nov. 13	Portland State	W 82-72	Russell/Braun (15)
2016-17	Nov. 25	Coppin State	W 70-37	Russell (18)
2017-18	Nov. 10	Florida A&M	W 67-51	Braun/Aidoo (11)
2018-19	Nov. 10	Delaware State	W 89-47	Drechsel/Frayer (15)
2019-20	Nov. 5	Davenport	L 83-71	Johnson (22)
2020-21	Nov. 25	Grambling State	W 69-53	Lever (18)

SUMMARY	Overall	D-I
Overall W-L	57-15	7-1
Number	72	8
Leading scorer	Chad Briscoe (44, 1992)	Carlos Johnson (22, 2019)
Longest win streak	16 games (2003-18)	6 games (2013-18)
Longest loss streak	3 games (1949-51)	1 game (2019)
Most frequent opponent	St. Thomas (6x)	none
Most points (GCU)	144 (1996)	91 (2013)
Most points (opp.)	107 (1966)	83 (2019)
Fewest points (GCU)	35 (1949)	61 (2014)
Fewest points (opp.)	38 (1949)	41 (2013)
Biggest win	98 (1996)	50 (2013)
Biggest loss	23 (1993)	12 (2019)
Closest margin	2 (1971, 2006)	10 (2015)

OUTLOOK

REVIEW

TEAM

THIS IS GCU

HISTORY


HISTORY » HEAD COACHES



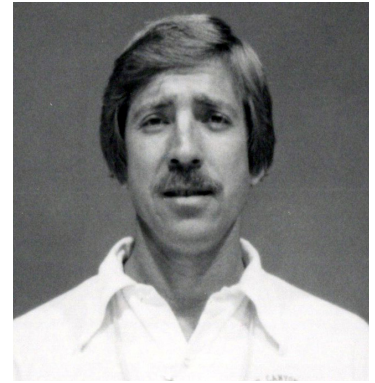
**HOWARD
MANSFIELD**
2 seasons (1949-51) / 2-19 (.095)




**DAVE
BRAZZELL**
13 seasons (1951-60, 61-65) / 151-134 (.523)




**DON
REED**
1 season (1960-61) / 12-10 (.545)




**BEN
LINDSEY**
16 seasons (1965-81) / 317-137 (.698)



**JAY
ARNOTE**
2 seasons (1981-83) / 40-19 (.678)



**JOHN
SHUMATE**
3 seasons (1983-86) / 58-33 (.637)



**PAUL
WESTPHAL**
2 seasons (1986-88) / 63-18 (.778)



**BILL
WESTPHAL**
2 seasons (1988-90) / 51-15 (.773)




**LEIGHTON
McCRARY**
14 seasons (1990-2004) / 216-178 (.548)



**SCOTT
MOSSMAN**
4 seasons (2004-08) / 65-47 (.580)



**DAN
NICHOLS**
1 season (2008-09) / 13-14 (.481)



**RUSS
PENNELL**
4 seasons (2009-13) / 72-44 (.621)



**DAN
MAJERLE**
7 seasons (2013-20) / 136-89 (.604)



**BRYCE
DREW**
2nd season / 17-7 (.708)

Years	Coach	Seasons	W	L	Pct.
1949-51	Howard Mansfield	2	2	19	.095
1951-60, 61-65	Dave Brazell	13	151	134	.523
1960-61	Don Reed	1	12	10	.545
1965-81	Ben Lindsey	16	317	137	.698
1981-83	Jay Arnote	2	40	19	.678
1983-86	John Shumate	3	58	33	.637
1986-88	Paul Westphal	2	63	18	.778
1988-90	Bill Westphal	2	51	15	.773
1990-2004	Leighton McCrary	14	216	178	.548
2004-08	Scott Mossman	4	65	47	.580
2008-09	Dan Nichols	1	13	14	.481
2009-13	Russ Pennell	4	72	44	.621
2013-20	Dan Majerle	7	136	89	.604
2020-pres	Bryce Drew	1+	17	7	.708

TOP 5 LONGEVITY


1	Ben Lindsey	16
2	Leighton McCrary	14
3	Dave Brazell	13
4	Dan Majerle	7
5	Russ Pennell	4
	Scott Mossman	4

TOP 5 WINS

1	Ben Lindsey	317
2	Leighton McCrary	216
3	Dave Brazell	151
4	Dan Majerle	136
5	Russ Pennell	72

TOP 5 WIN PERCENTAGE

1	Paul Westphal	.778
2	Bill Westphal	.773
3	Bryce Drew	.708
4	Ben Lindsey	.698
5	Jay Arnote	.678



Ben Lindsey won two national titles in his 16 seasons as head coach



Dave Brazell led GCU to its only undefeated season in 1958-59

1974-75 NAIA NATIONAL CHAMPIONS



ROSTER

NO.	NAME	POS	HT	YR	HOMETOWN	HIGH SCHOOL / PREV.
10	David Everett	G	6-1	Jr.	Rochester, N.Y.	Edison Tech
12	Scott Burdette	G	6-0	Sr.	Tempe, Ariz.	Tempe HS
14	Truett Forrest	G/F	6-3	Jr.	Bandon, Ore.	Bandon HS
20	Steve Pappas	G	6-1	Jr.	Chicago, Ill.	Mayfair JC
22	Mike Osborne	G	6-4	Fr.	Denver, Colo.	Bearcreek HS
24	Mike Haddow	G	6-5	Sr.	Huntington Beach, Calif.	Huntington Park
30	Cliff Tadema	F	6-5	Fr.		Valley Christian
32	Kelly Bateman	G	6-4	Sr.	Phoenix, Ariz.	Agua Fria HS
34	Wayne Harrison	F	6-5	Fr.	Denver, Colo.	Bearcreek HS
40	Rodney Hightower	F	6-5	Sr.	Phoenix, Ariz.	Carl Hayden HS
42	Dan Schmidt	F	6-7	Jr.		Grossmont JC
44	Bob Stout	F	6-8	Jr.	Glendale, Ariz.	Maryvale HS
50	Bayard Forrest	C	6-10	Jr.	Bandon, Ore.	Bandon HS
52	Jon Forrest	F/C	6-6	So.	Bandon, Ore.	Bandon HS
54	Steve Vander Ploeg	C	6-6	Jr.	Scottsdale, Ariz.	Arcadia HS

Head Coach

Ben Lindsey

'It's a dream come true'

PHOENIX (AP)—"It's just like a dream come true. I know this happens only once in a lifetime."

A happy Grand Canyon College coach Ben Lindsey and his team returned here yesterday after capturing the National Association of Intercollegiate Athletics championship a day earlier in Kansas City.

The final score was 65-54 over Midwestern University of Wichita Falls, Tex.

The Antelopes, who were eliminated in early rounds the two previous years, didn't let that happen this time.

Bayard Forrest, who scored 16 points in Saturday's victory, was named the tournament's Most Valuable Player. And the Antelopes also took the sportsmanship award and Lindsey was given the coaches' sportsmanship honor.

Mike Haddow topped the Antelopes' scoring with 19

against Midwestern. Forrest had 16, David Everett 12 and Rod Hightower 10.

"Hightower and Everett ... I can't say enough about them," said Lindsey. "They did the work in the trenches. Their defense was the key to our winning every game."

"Bayard played every minute of our last three games," the coach added. "I couldn't have asked for more out of him, or anybody on the team. Everybody played nothing short of fantastic. They had to for us to win the national title."

Of the final game, Lindsey said: "They really collapsed on Bayard. They had the size to do it. Bay didn't score as much as in the semis (34 points) but he made eight of 12 and had several assists."

It was Forrest and Everett with two buckets each that gave Grand Canyon an 8-0 lead and the leverage it needed to control the game.

RESULTS | 30-3

Conference none
Coach Ben Lindsey

11/29	Southern Utah State	Phoenix, Ariz.	W 67-57
11/30	UC Riverside	Phoenix, Ariz.	L 55-64
12/4	at College of Santa Fe	Santa Fe, N.M.	W 52-51
12/10	at Western New Mexico	Silver City, N.M.	W 62-61
12/13	Point Loma	Phoenix, Ariz.	W 68-57
12/14	California Baptist	Phoenix, Ariz.	W 86-73
12/17	Greenville College	Phoenix, Ariz.	W 81-59
12/19	Kansas City	Phoenix, Ariz.	W 70-58
12/20	Occidental	Phoenix, Ariz.	W 70-67
1/4	at Southern Utah State	Cedar City, Utah	W 83-77
1/7	Western New Mexico	Phoenix, Ariz.	W 89-83
1/11	Chapman	Phoenix, Ariz.	W 91-63
1/14	Northern Arizona	Phoenix, Ariz.	W 84-74
1/16	at UC Irvine	Irvine, Calif.	W 70-63
1/17	at California Baptist	Riverside, Calif.	W Forfeit
1/18	at Westmont	Santa Barbara, Calif.	W 85-50
1/24	College of Santa Fe	Phoenix, Ariz.	W 88-64
1/25	Cal Lutheran	Phoenix, Ariz.	W 88-75
1/28	at Northern Arizona	Flagstaff, Ariz.	L 73-87
1/31	at New Mexico Highlands	Las Vegas, N.M.	L 72-73
2/1	at Eastern New Mexico	Portales, N.M.	W 72-46
2/6	San Diego	Phoenix, Ariz.	W 72-47
2/11	New Mexico Highlands	Phoenix, Ariz.	W 114-67
2/21	at San Diego	San Diego, Calif.	W 68-65
2/22	at Point Loma	San Diego, Calif.	W 64-63
NAIA DISTRICT VII TOURNAMENT			
3/3	Southern Utah State	Phoenix, Ariz.	W 83-74
3/4	New Mexico Highlands	Phoenix, Ariz.	W 102-81
NAIA NATIONAL TOURNAMENT			
3/11	vs Willamette	Kansas City, Mo.	W 83-60
3/12	vs Illinois Wesleyan	Kansas City, Mo.	W 66-63
3/13	vs Wisconsin-Parkside	Kansas City, Mo.	W 70-54
3/14	vs Alcorn State	Kansas City, Mo.	W 88-68
3/15	vs Midwestern	Kansas City, Mo.	W 65-54

Antelopes capture NAIA title, 65-54

Special to The Republic

KANSAS CITY — All the way.

Awesome Grand Canyon College put the first eight points on the scoreboard and never looked back Saturday night on its way to capturing the National Association of Intercollegiate Athletics championship.

The final score was 65-54 over Midwestern University of Wichita Falls as the 30-3 Antelopes dazzled 9,000 fans in the Kemper Arena with their unbeatable offensive and defensive balance to carve out a wire-to-wire triumph that was relatively free of scares.

"It's fantastic," said a still-composed Ben Lindsey after the awards ceremony, "what else can I say?"

"We felt all along that we were capable of playing this kind of ball. Our players have worked hard for this."

In the championship game there was no one hero.

Mike Haddow topped the Antelopes' scoring with 19. All-America center Bayard Forrest had 16, David Everett 12 and Rod Hightower 10. Forrest, named the tournament's Most Valuable Player, grabbed 12 rebounds, hut Hightower handled nine and Haddow seven.

On the other end of the court, Grand Canyon was just as balanced with Hightower silencing John Atchan (12.3) on just two points, Bob Stout stopping Gary Blount (12.5) with only four and Everett limiting Leroy Shaw (12.2) to five.

"Hightower and Everett ... I can't say enough about them," said Lindsey. "They did the work in the trenches. Their defense was the key to our winning every game."

Lindsey also lauded Forrest for his stamina. "Bayard played every minute of our last three games. I couldn't have asked for more out of him ... or anybody on the team," Lindsey said. "Everybody played nothing short of fantastic. They had to for us to win the national title."

The Antelopes, who were eliminated in early rounds the two previous years, grabbed off the sportsmanship award.

Lindsey was given the coaches' sportsmanship honor, while Haddow was named to a spot on the all-tournament second team.

Trophies, honors, nets and all, the team is due to arrive back in Phoenix aboard TWA flight 233 at 9:38 a.m. at Sky Harbor.

It was Forrest and Everett with two buckets each as GCC charged off to an 8-0 lead that gave the Lopes the leverage they needed to control the game.

"Oh, that looked good to me," said Lindsey. "We needed that lead bad. It was very important that we get ahead and make them play catch up."

Catch up, Midwestern couldn't, but not because they didn't try.

Isaac DeVore, who topped the Indians with 22 points, cut the margin to three at 20-17.

But Haddow hit twice around a tip-in by Forrest to put Grand Canyon ahead by nine.

The Lopes took a seven-point spread into the dressing room at halftime and maintained it through the early minutes of the second half.

But after Hightower connected with 10:40 to play, GCC went cold and didn't hit from the field for four minutes.

The Indians, however, couldn't capitalize, missing four of seven from the line, including the front ends of two one-and-one chances.

Stout ended the spell with a clutch basket from the side to level off Canyon's tailspin after Midwestern had closed the gap to four at 44-40 with 6:30 showing.

Haddow then notched a three-point play to boost Grand Canyon up by eight and, for all practical purposes, it was all over with four minutes left, as the Antelopes danced to their 11-point margin.

Scott Burdette, representing GCC's invaluable bench, cut down one net, while Everett got the other.

"We held up well," Lindsey said. "While other teams ran out of gas, our bench kept us going."

"They deserved 'em," he said of the nets. "Everett came through so many times. His steals each game were vital."

"You know," said Lindsey, "We've got some great pressure players. Everybody came through when the chips were down. Haddow hit when we needed a couple points and when we needed the ball, Everett swiped it."

Lindsey said Forrest came by his points the hard way. "They really collapsed on Bay. They had the size to do it. Bay didn't score as much as in the semis (34) but he made eight of 12 and had several assists."

1977-78 NAIA NATIONAL CHAMPIONS



ROSTER

NO.	NAME	POS	HT	YR	HOMETOWN	HIGH SCHOOL / PREV.
10	Chuck Moorner	G	5-9	Sr.	Detroit, Mich.	Hamtramck
12	Richard Bacon	G	6-0	Jr.	Dallas, Texas	Pinkston
14	Jim Pappas	G	5-10	Jr.	Chicago, Ill.	Mather
20	Ed Dawson	G	6-0	Sr.	Tempe, Ariz.	Tempe
22	Mike Osborne	G	6-3	Sr.	Denver, Colo.	Bearcreek
24	Ray Arvizu	G	6-2	Jr.	Phoenix, Ariz.	St. Mary's
30	Abidemi Lawal	F	6-3	Jr.	Ibadan, Nigeria	Olivet
32	Nate Stokes	F	6-4	Sr.	Detroit, Mich.	Northwestern
34	George Slade	F	6-5	Fr.	Rochester, N.Y.	Fairport
40	Willie Polk	F	6-5	Jr.	Indianapolis, Ind.	Arlington
42	Jeff Churchill	C/F	6-6	So.	Big Bear, Calif.	Big Bear
44	Bill Price	F	6-6	So.	Martinsville, Va.	Martinsville
50	George Hall	C	6-7	Sr.	Las Vegas, Nev.	Las Vegas
52	Ray Jackson	C	6-9	Fr.	Phoenix, Ariz.	Central
54	Hank Herrington	F	6-5	Jr.	Phoenix, Ariz.	Maryvale

Head Coach

Ben Lindsey

Assistant Coach

J.C. Helton



RESULTS | 30-3

Conference	none	
Coach	Ben Lindsey	
12/2	at UC Riverside	Riverside, Calif. W 95-69
12/7	at Northern Arizona	Flagstaff, Ariz. W 81-72
12/9	Kansas City	Phoenix, Ariz. W 75-70
12/10	California Baptist	Phoenix, Ariz. W 109-70
12/16	at Biola	La Miranda, Calif. W 64-54
12/17	at Ambassador	Pasadena, Calif. W 86-59
12/22	Wheaton	Phoenix, Ariz. W 98-80
12/23	Wayland Baptist	Phoenix, Ariz. W 84-74
1/6	at Arizona	Tucson, Ariz. L 66-78
1/10	at Southern Utah State	Cedar City, Utah W 73-71
1/14	Point Loma	Phoenix, Ariz. W 78-69
1/17	Northern Arizona	Phoenix, Ariz. W 96-83
1/21	San Diego	Phoenix, Ariz. W 80-69
1/24	New Mexico Highlands	Phoenix, Ariz. W 95-83
1/27	Boila	Phoenix, Ariz. W 74-63
1/28	Western New Mexico	Phoenix, Ariz. W 75-72
2/2	at Occidental	Los Angeles, Calif. W 76-60
2/3	at San Diego	San Diego, Calif. L 71-91
2/11	Eastern New Mexico	Phoenix, Ariz. W 86-81
2/16	at New Mexico Highlands	Las Vegas, N.M. W 94-78
2/17	at College of Santa Fe	Santa Fe, N.M. W 77-74
2/18	at Eastern New Mexico	Silver City, N.M. L 59-63
2/24	College of Santa Fe	Phoenix, Ariz. W 92-71
2/25	Ambassador College	Phoenix, Ariz. W 80-65
2/28	Western New Mexico	Phoenix, Ariz. W 87-64
3/2	Southern Utah State	Phoenix, Ariz. W 82-73
NAIA DISTRICT VII TOURNAMENT		
3/4	Southern Utah State	Phoenix, Ariz. W 81-66
3/7	Mesa College	Phoenix, Ariz. W 86-82
NAIA NATIONAL TOURNAMENT		
3/13	vs Cumberland College	Kansas City, Mo. W 70-64
3/15	vs Hawaii-Hilo	Kansas City, Mo. W 83-67
3/16	vs Central State	Kansas City, Mo. W 88-82
3/17	vs East Texas State	Kansas City, Mo. W 74-69
3/18	vs Kearney State	Kansas City, Mo. W 79-75

Canyon wins NAIA title, 79-75

Rusty Weller, The Arizona Republic

KANSAS CITY — Ooops—There's a new ending to the old Cinderella story. The glass slipper for the second-seeded stepsister, after all.

Grand Canyon College's amazing Antelopes rewrote a storybook finish of their own to trip Kearney State, the Cinderella team, 79-75, to capture the NAIA national basketball championship Saturday night before a crowd of 7,067 in Kemper Arena that had come to see the original version.

But 30-3 Canyon, which led the entire first half before Kearney State inched ahead 36-35 at halftime, regained control early in the second half and kept the giant-killers at bay down the stretch to capture its second NAIA crown.

Championship banner, trophy, nets and all, the Antelope team returns home Monday afternoon at 6:49 p.m. on TWA flight 77 for a victory celebration at Sky Harbor.

"It was in the bag all the way," said reserve guard Richard Bacon, who had one of the nets around his neck.

And while Kearney might dispute that fact, that's the way confident Canyon felt. The champs trailed on four occasions but never by more than a point. In fact, the veterans of the classic five-overtime marathon in the quarter-finals and a two overtime district showdown were so used to coming from farther back each previous game that having the upper hand so much was a luxury.

"We never thought about losing," said reserve Mike Osborne and starting forward Bill Price added, "I wasn't really worried because we've been down worse than that. When they (Kearney) got close near the end, we were two up and had the ball. That's enough for us."

There were many factors in Canyon's favor — depth, teamwork, the full return of forward Nate Stokes, the offensive explosion of guard Ray Arvizu and another decisive halftime defensive change from zone of man-to-man. But the biggest key was the Antelopes free throw shooting.

Canyon, which hit 11 of 17, wasn't as accurate from the line as Kearney (11 of 14) but swished the charities when its title hopes depended on it.

"Once we got the lead in the second half, we held on to the ball and hit those big free throws," said happy coach Ben Lindsey, whose

1975 bunch also won it all. "They DO have ice water in their veins."

With a precarious 1-point edge entering the final two minutes, Canyon blew its first 1-and-1 situation, but Stokes coolly dropped in a pair to make it 73-70 with 1:26 to go, and first team all-tournament selection Willie Polk cashed the clutch bonus to put the Lopes 4-up at 1:15.

Two charities by Kearney's Tim Higgins sliced the advantage to half, but tournament MVP Tom Ritzdorf missed the front end of a 1-and-1 with 50 seconds remaining.

That was all the opening Canyon needed as freshman George Salde grabbed the rebound, and—later downcourt—Price took a fine feed underneath from Bacon for a back-door bucket and was fouled. Price, who had missed a pair of free throws in regulation to send the Central State game on its merry five-overtime way, didn't miss. "I didn't think about it, because the guys told me it was over."

Indeed it was, and Price made sure at the line to make it 78-73 with 33 seconds remaining.

...

The crowd, which heavily favored Kearney, was hard for Canyon to adjust to.

"This is the first time we've had to face a team here with 90 percent of the fans behind them," said Lindsey. "The first half got us down, but we forgot about it in the second." Or, as Stokes said, "It was like us against the world. It's been that way all tourney. It seems like we only had 15 fans here, and everything was against us, but it didn't matter to us."

Price said he had trouble sleeping Friday night ("I kept seeing us lose a 3-point lead to them at the finish"), but Bacon was confident. "Snake" was ready for the victory. "I went after the net with three seconds to go. I threw a pass to Price so I could go run for the net."

Polk, who stood a good chance of taking the MVP honor, said he didn't consider it a snub. "In fact, I made a prayer before the game. It was sort of like a deal. I told God I would much rather be a national champion than MVP. I guess that might have been why."

1987-88 NAIA NATIONAL CHAMPIONS



ROSTER



NO.	NAME	POS	HT	YR	HOMETOWN	HIGH SCHOOL / PREV.
3	Craig Johnson	G	5-7	Jr.	San Pedro, Calif.	Mary Star of the Sea
13	Mark Dyer	G	6-3	Fr.	Phoenix, Ariz.	Dubuque Hempstead
15	Darren Dunlap	G	6-1	Jr.	Colorado Springs, Colo.	Palmer
22	Mike Ledbetter	G	6-2	Jr.	Galveston, Texas	Clear Creek
31	Blair Oliphant	F	6-8	Jr.	Salt Lake City, Utah	Olympus
32	Rodney Johns	G	6-0	Sr.	Phoenix, Ariz.	
33	Danl Williams	G	6-3	Jr.	Muskegon, Mich.	Muskegon
34	Ron Dalessio	G	5-10	Fr.	Phoenix, Ariz.	Paradise Valley
41	Gary Ware	F	6-6	Jr.	Camden, N.J.	Camden
42	Bob Henige	F/C	6-8	Jr.	Phoenix, Ariz.	Cactus
44	Emilio Kovacic	F	6-9	Fr.	Zadar, Yugoslavia	Barakovic
45	Ron Akre	G/F	6-4	Sr.	Phoenix, Ariz.	
50	Bob Gallagher	F	6-6	Sr.	Chicago, Ill.	Marist
55	Robert Enge	C	6-9	Jr.	Portland, Ore.	Beaverton
--	Mike Hoyle	G	6-2		Tucson, Ariz.	San Manuel
--	Mario Lopez	F	6-7		Los Angeles, Calif.	
--	Chad Olson	C	6-10		Frewsburg, N.Y.	Frewburg Central
--	Mark Wheeler	G	6-1		Spokane, Wash.	Ferris

Head Coach	Paul Westphal
Assistant Coach	Garrick Barr
Assistant Coach	Scott Mossman
Assistant Coach	Walt Rock



Grand Canyon captures NAIA crown in OT

Johns scores 41, hits game-winner



RESULTS | 36-3

11/20	at Southern Colorado	Pueblo, Colo.	W 96-77
11/21	at Fort Lewis	Durango, Colo.	W 93-83
11/24	at Chapman	Orange, Calif.	L 76-83
11/25	at CSU Dominguez Hills	Carson, Calif.	W 72-67
11/27	vs UC Santa Cruz	La Jolla, Calif.	W 105-70
11/28	at UC San Diego	La Jolla, Calif.	W 116-72
12/1	College of St. Thomas	Phoenix, Ariz.	W 110-67
12/4	Occidental	Phoenix, Ariz.	W 70-60
12/5	Point Loma Nazarene	Phoenix, Ariz.	W 121-79
12/7	Fort Lewis	Phoenix, Ariz.	W 95-91
12/12	at Northern Arizona	Flagstaff, Ariz.	L 81-84
12/19	Westmont	Phoenix, Ariz.	L 82-92
12/21	Western New Mexico	Phoenix, Ariz.	W 105-78
12/22	North Park College	Phoenix, Ariz.	W 114-106
12/29	Northwestern College	Grand Junction, Colo.	W 73-64
12/30	at Mesa College	Grand Junction, Colo.	W 96-86
1/2	CSU Dominguez Hills	Phoenix, Ariz.	W 83-75
1/4	Mesa College	Phoenix, Ariz.	W 96-86
1/5	Southern Nazarene	Phoenix, Ariz.	W 84-81
1/8	Panhandle State	Silver City, N.M.	W 88-84
1/9	at Western New Mexico	Silver City, N.M.	W 92-83
1/12	Nebraska Wesleyan	Phoenix, Ariz.	W 95-80
1/15	at The Master's	Santa Clarita, Calif.	W 89-67
1/16	at Christian Heritage	El Cajon, Calif.	W 95-83
1/19	at Southern Nazarene	Bethany, Okla.	W 97-95
1/21	at Drury	Springfield, Mo.	L 72-74
1/23	at Southern Utah State	Cedar City, Utah	W 121-101
1/26	Southern Colorado	Phoenix, Ariz.	W 94-68
1/30	The Master's	Phoenix, Ariz.	W 115-61
2/4	at Western Washington	Bellingham, Wash.	L 88-99
2/5	at Puget Sound	Tacoma, Wash.	L 85-102
2/6	at Seattle Pacific	Seattle, Wash.	W 90-86
2/13	Athletes in Action	Phoenix, Ariz.	L 86-100
2/15	Southern Utah State	Phoenix, Ariz.	W 113-92
2/20	Christian Heritage	Phoenix, Ariz.	W 106-96
2/27	at Hawaii Pacific	Kaneohe, Hawaii	W 102-93
2/29	at BYU-Hawaii	Laie, Hawaii	W 93-87
NAIA DISTRICT VII TOURNAMENT			
3/8	vs Southern Colorado		W 68-62
3/10	vs Colorado Mines		W 113-79
NAIA NATIONAL TOURNAMENT			
3/17	vs Hastings College		W 103-75
3/18	vs Fort Hays State		W 101-95
3/19	vs College of Idaho		W 99-96
3/21	vs Waynesburg		W 108-106
3/22	vs Auburn-Montgomery		W 88-86

Canyon wins third NAIA title

By Kent Somers, *The Arizona Republic*

KANSAS CITY, Mo. — Rodney Johns made a jump shot with two seconds left in overtime to give Grand Canyon College an 88-86 victory over Auburn University at Montgomery (Ala.) in the NAIA basketball championship game Tuesday at Kemper Arena.

Auburn (32-3) threw a long inbounds pass, but Johns intercepted to end the game.

It is the third national championship for Grand Canyon (37-6). The Antelopes previously won in 1975 and 1978.

Johns, with a career high 41 points, was named the tournament's most valuable player. Grand Canyon guard Mike Ledbetter also made the all-tournament team.

Johns put Grand Canyon into the finals with a last-second shot in the semifinal game Monday night.

Grand Canyon was 7-1 in overtime games this season.

Johns' shot was set up by a blocked shot by guard Craig Johnson with about 30 seconds left. Grand Canyon ran the clock to 13 seconds and called timeout.

Johns took the ball and with his path to the basket blocked, he pulled up for what appeared to be a three-point shot on the replay. However, he was awarded only two points.

Johns, with Grand Canyon up by four in regulation, missed the first of a one-and-one with 1:15 left in regulation, and Orlando Graham converted a three-point play to bring the Senators within 80-79.

Johns then made two free throws, but Bobby Harris tied the score at 82 with a three-point shot with 41 seconds remaining.

The Senators then called a timeout. Grand Canyon ran the clock down to 11 seconds and called a timeout. Ledbetter missed an open 17-foot shot with one second left.

Grand Canyon trailed by six at halftime, and Johns took over to open the second half.

He scored eight of Grand Canyon's first 14 points as the Antelopes closed the gap to two in the first five minutes.

He tied the score at 54 with a steal and layup with 14:53 left.

The two teams swapped baskets for next eight minutes. The Antelopes took a three-point lead with 5:30 remaining on a shot by Johns and a three-point shot by Ledbetter.

Grand Canyon opened in a 1-2-2 zone and packed it in near the free-throw lane. The strategy was clear: Beat us outside if you can.

The Senators did. They outscored the Antelopes, 11-2, in the first 3:40, and had a 17-8 lead with 14:19 remaining in the half.

Reserve guard Craig Johnson got the Antelopes going by blocking a shot. Johns got the ball on the break, made a layup and was fouled. The free throw cut the lead to six. Ledbetter made two free throws with 11:50 remaining to make the score 19-15.

The Antelopes were hurt in the first half by their lack of rebounding. Auburn-Montgomery outrebounded Grand Canyon, 20-14, and had six offensive boards.

HISTORY » GCU ARENA



YEAR-BY-YEAR

Year	Record	Average	Capacity	Cumulative	Largest
2011-12	15-1	2,278	45.6%	36,442	4,106 - 2/22 vs. Chaminade
2012-13	15-1	2,396	47.9%	38,330	3,352 - 2/23 vs. Hawaii Pacific
2013-14	8-3*	4,614	92.3%	50,749	4,987 - 1/25 vs. Seattle U
2014-15	13-8	5,170	73.9%	108,562	7,412 - 12/30 vs. Harvard
2015-16	18-2	5,806	82.9%	116,119	7,413 - 1/9 vs. New Mexico State
2016-17	15-3	6,817	97.4%	122,708	7,502 - 2/25 vs. Kansas City
2017-18	16-3	6,973	99.6%	132,495	7,521 - 1/11 vs. New Mexico State
2018-19	12-2	7,170	102.4%	100,375	7,497 - 3/2 vs. CSU Bakersfield
2019-20	8-8	6,978	99.7%	111,647	7,498 - 11/8 vs. Illinois
2020-21	10-3	488 [^]	-- [^]	6,342 [^]	1,000 - 1/29 vs. New Mexico State [^]
10 seasons	130-34 (.793)	5,413[^]	84.2%[^]	823,769	

*one game played in Antelope Gymnasium not reflected / [^]attendance limited due to COVID-19, not included in cumulative average

LARGEST CROWDS

Rank	Date	Opponent	Crowd	Result	Rank	Date	Opponent	Crowd	Result
1	Jan. 11, 2018	New Mexico State	7,521	L 70-59	9	Dec. 30, 2014	Harvard	7,412	L 72-59
2	Feb. 25, 2017	Kansas City	7,502	W 84-77	10	Nov. 25, 2017	San Diego	7,397	L 72-62
3	Nov. 8, 2019	Illinois	7,498	L 83-71	11	Nov. 18, 2017	Little Rock	7,394	W 76-51
4	March 2, 2019	CSU Bakersfield	7,497	W 73-69	12	Feb. 23, 2017	Chicago State	7,376	W 82-59
5	Feb. 9, 2019	New Mexico State	7,495	L 67-64	13	March 3, 2018	CSU Bakersfield	7,372	W 81-68
6	Dec. 3, 2016	Louisville	7,493	L 79-70	14	Jan. 21, 2017	Seattle U	7,320	W 61-59
7	Feb. 11, 2017	New Mexico State	7,479	W 83-71	15	Dec. 1, 2018	Boise State	7,317	W 69-67
8	Jan. 9, 2016	New Mexico State	7,413	W 79-75	16	March 14, 2016	South Carolina State	7,315	W 78-74

» GCU ARENA RECORDS

	INDIVIDUAL		TEAM	
	GCU	Opponent	GCU	Opponent
Points	42, DeWayne Russell Dec. 3, 2016 vs. Louisville	34, Denzel Livingston Dec. 17, 2014, Incarnate Word	121, vs. Bethesda Jan. 15, 2021	108, Omaha (OT) Dec. 13, 2015
	38, Michael Finke Feb. 27, 2019	32, Lesley Varner II Feb. 29, 2020, UTRGV	104, vs. Omaha (OT) Dec. 13, 2015	88, Utah Valley Jan. 16, 2016
	35, Carlos Johnson March 15, 2019	31, 3 tied	99, vs. Utah Valley Jan. 16, 2016	88, UTRGV Feb. 29, 2020
Field goals	14, DeWayne Russell Dec. 3, 2016 vs. Louisville	13, Denzel Livingston Dec. 17, 2014, Incarnate Word	49, vs. Bethesda Jan. 15, 2021	34, UT Pan American Jan. 2, 2014
	14, Michael Finke Feb. 27, 2019 vs. Eastern N.M.	13, Terrell Brown Jan. 23, 2020, Seattle U	41, vs. Bethesda Jan. 16, 2021	34, Omaha (OT) Dec. 13, 2015
Field goal pct. <i>(min. 7 attempts)</i>	100% (8/8), Asbjørn Midtgaard Dec. 1, 2011 vs. Miss. Valley State	100% (7/7), Tarkus Ferguson Dec. 10, 2016, Illinois-Chicago	70.0% (49/70), vs. Bethesda Jan. 15, 2021	56.1% (32/57), Kansas City Feb. 25, 2017
	100% (8/8), Keonta Vernon Dec. 9, 2017 vs. Grambling State	87.5% (7/8), Jubrile Belo Nov. 19, 2019, Montana State	65.4% (34/52), vs. William Jessup Jan. 23, 2018	55.7% (34/61), Omaha (OT) Dec. 13, 2015
3-pointers	9, Josh Braun Feb. 23, 2017 vs. Chicago State	7, Jeremy Hemsley Dec. 7, 2016, San Diego State	14, vs. Texas-Pan American Jan. 2, 2014	15, Davenport Nov. 5, 2019
	7, Jerome Garrison Feb. 27, 2014 vs. Kansas City	6, 4 tied	14, vs. Norfolk State Nov. 20, 2017	14, Bethesda Jan. 15, 2021
	7, Josh Braun Jan. 7, 2017 vs. Utah Valley		13, 3 tied	13, Mississippi Valley State, Dec. 1, 2020
3-point pct. <i>(min. 5 attempts)</i>	100% (5/5), Josh Braun Nov. 17, 2015 vs. Black Hills State	87.5% (7/8), Jeremy Hemsley Dec. 7, 2016, San Diego State	61.9% (13/21), vs. Ark.-Pine Bluff Dec. 22, 2016	60.0% (6/10), Illinois-Chicago Dec. 10, 2016
	83.3% (5/6), Gerard Martin Dec. 3, 2015 vs. Central Michigan	83.3% (5/6), Lesley Varner II Feb. 29, 2020, UTRGV	57.9% (11/19), vs. Eastern Illinois Dec. 21, 2019	55.6% (5/9), Utah Valley March 5, 2021
Free throws	17, Josh Braun Jan. 16, 2016 vs. Utah Valley	18, Nick Dixon Jan. 13, 2018, UTRGV	35, vs. Idaho Jan. 23, 2014	31, Omaha (OT) Dec. 13, 2015
	16, Jerome Garrison Jan. 23, 2014 vs. Idaho	13, Stephen Madison Jan. 23, 2014, Idaho	33, vs. Seattle U March 7, 2015	29, UTRGV Jan. 13, 2018
	15, Jerome Garrison Feb. 8, 2014	11, 2 tied	33, vs. Portland State Nov. 13, 2015	27, 2 tied (both Utah Valley)
Free throw pct. <i>(min. 7 attempts for individual, 10 for team)</i>	100% (13/13), DeWayne Russell Dec. 20, 2016 vs. Alcorn State	100% (13/13), Stephen Madison Jan. 23, 2014, Idaho	100% (11/11), vs. Northern Arizona March 18, 2015	100% (10/10), New Mexico State Feb. 27, 2020
	100% (12/12), Josh Braun Feb. 18, 2016 vs. Kansas City	100% (10/10), Zach Lofton Jan. 11, 2018, New Mexico State	92.9% (13/14), vs. New Mexico St. Feb. 21, 2015	95.0% (19/20), 2 tied
	100%, 17 others tied	100%, 6 others tied	90.5%, 2 tied	
Rebounds	17, Asbjørn Midtgaard (11/25/20)	16, Isaac Neilson Jan. 7, 2017, Utah Valley	55, vs. Fresno Pacific (D2) Dec. 17, 2012	48, New Mexico State Jan. 11, 2018
	17, Demetrius Walker (12/3/13)	15, 4 tied	52, 2 tied	46, Illinois Nov. 8, 2019
	17, Killian Larson (2/26/13)			
Blocks	8, Braylon Pickrel (D2) Feb. 20, 2012 vs. BYU-Hawaii	5, Moataz Aly March 3, 2018, CSU Bakersfield	11, vs. Dominican (D2) Jan. 11, 2012	9, Eastern Illinois Dec. 21, 2019
	6, Braylon Pickrel (D2) Feb. 13, 2012 vs. Academy of Art	5, Shaquillo Fritz Nov. 16, 2018, Arkansas State	10, 2 times	8, Hampton Nov. 30, 2015
Assists	12, DeWayne Russell Nov. 23, 2015 vs. Miss. Valley State	10, Isaiah Wright Nov. 25, 2017, San Diego	35, vs. Bethesda Jan. 15, 2021	19, William Jessup Jan. 23, 2018
	12, DeWayne Russell Dec. 13, 2015 vs. Omaha (OT)	10, Paul Bautasa (D2) Dec. 3, 2012, Hawaii-Hilo	31, vs. Eastern New Mexico Feb. 27, 2019	17, 4 tied
Steals	7, Gerard Martin Nov. 28, 2016 vs. SIU Edwardsville	7, Terreon Randolph Nov. 25, 2020, Grambling State	14, vs. Bethesda (1/16/21) 14, vs. Illinois-Chicago (12/10/16)	13, 5 times

OUTLOOK

REVIEW

TEAM

THIS IS GCU

HISTORY

HISTORY » RECORD THROUGH

Year	1	2	3	4	5	6	7	8	9	10	11	12	13	14	15	16	17	18	19
2013-14	0-1	0-2	1-2	1-3	2-3	3-3	4-3	5-3	5-4	5-5	5-6	5-7	5-8	6-8	6-9	7-9	7-10	8-10	9-10
2014-15	0-1	1-1	1-2	2-2	2-3	2-4	3-4	4-4	4-5	4-6	5-6	5-7	6-7	7-7	8-7	8-8	9-8	10-8	11-8
2015-16	1-0	2-0	3-0	4-0	5-0	6-0	6-1	7-1	7-2	8-2	9-2	10-2	11-2	12-2	13-2	14-2	15-2	16-2	17-2
2016-17	0-1	0-2	1-2	2-2	3-2	3-3	3-4	4-4	5-4	5-5	6-5	7-5	8-5	9-5	9-6	10-6	10-7	11-7	12-7
2017-18	1-0	2-0	3-0	4-0	4-1	5-1	5-2	6-2	7-2	7-3	8-3	9-3	9-4	10-4	10-5	11-5	11-6	12-6	13-6
2018-19	0-1	1-1	2-1	3-1	3-2	3-3	4-3	5-3	5-4	5-5	6-5	7-5	7-6	8-6	9-6	9-7	10-7	11-7	12-7
2019-20	0-1	0-2	0-3	1-3	2-3	2-4	2-5	3-5	3-6	4-6	4-7	4-8	4-9	5-9	5-10	5-11	6-11	7-11	8-11
2020-21	1-0	2-0	3-0	4-0	4-1	4-2	4-3	5-3	6-3	7-3	8-3	9-3	10-3	11-3	12-3	13-3	13-4	13-5	14-5

20	21	22	23	24	25	26	27	28	29	30	31	32	33	34	35	36	37	38	39
10-10	11-10	11-11	12-11	13-11	13-12	13-13	14-13	14-14	15-14	15-15									
11-9	11-10	12-10	12-11	13-11	14-11	15-11	16-11	16-12	16-13	16-14	17-14	17-15							
18-2	19-2	19-3	19-4	20-4	21-4	22-4	23-4	24-4	24-5	24-6	25-6	26-6	27-6	27-7					
13-7	13-8	14-8	15-8	15-9	16-9	17-9	18-9	19-9	20-9	21-9	22-9								
14-6	15-6	15-7	16-7	17-7	17-8	17-9	17-10	18-10	19-10	20-10	21-10	22-10	22-11	22-12					
13-7	14-7	14-8	14-9	14-10	15-10	16-10	17-10	18-10	18-11	18-12	19-12	20-12	20-13	20-14					
8-12	9-12	9-13	10-13	11-13	12-13	12-14	12-15	12-16	12-17	13-17									
14-6	15-6	16-6	17-6	17-7															

OUTLOOK

REVIEW

TEAM

THIS IS GCU

HISTORY



31 30

108

106

ANTHROPES

GCU

GRAND CANYON UNIVERSITY

UNIVERSITY

EVENT SECURITY

GET SOCIAL.

GCU MEN'S BASKETBALL | Roster | Schedule | Statistics | Archived Stories | More Links + | TICKETS | TEAMS | MENU

Game	Date	Time	Opponent
M BASKETBALL vs Western New Mexico	Oct 30	6 p.m.	
M BASKETBALL vs Grambling State	Nov 9	7 p.m.	
M BASKETBALL vs North Florida	Nov 12	7 p.m.	
M BASKETBALL vs Prairie View A&M	Nov 17	7 p.m.	

Men's Basketball

Men's basketball season tickets sell out

10:06

2021 WAC CHAMPIONS

GCU Men's Basketball @GCU_MBB

Official account of Grand Canyon Men's Basketball, home to the biggest party in college basketball and the 2021 WAC Champs 🏆🔥🏀 #LopesUp #O4Ever

319 Following 17.9K Followers

Pinned Tweet
GCU Men's Basketball @GCU_MBB · 8/27/21
2021-22 up next. 🔥🏀 #LopesUp

GCULOPES.COM

@GCU_MBB

Twitter | Facebook | Instagram | YouTube

10:09

gcu_mbb

1,356 Posts | 17.4K Followers | 152 Following

Grand Canyon Men's Basketball
The official account of Grand Canyon Men's Basketball, home to the biggest party in college basketball and the 2021 WAC Champs 🏆🔥🏀 #LopesUp #O4Ever
linktr.ee/GCU_MBB
3300 W Camelback Road, Phoenix, Arizona

Following | Message | Contact

0 Rugzy | 15 Raef | 2 Chance | 24 Yvan | 5 Jalen

