



2023-24 GRAND CANYON MEN'S BASKETBALL

MEDIA GUIDE



LOPES™

NOV. 1	EMBRY-RIDDLE (EXHIBITION)
NOV. 6	SOUTHEAST MISSOURI STATE
NOV. 12	NORTHERN ARIZONA
NOV. 17	VS SAN FRANCISCO
NOV. 19	VS DePAUL OR SOUTH CAROLINA
NOV. 25	NORTH DAKOTA STATE
NOV. 29	AT UT RIO GRANDE VALLEY
DEC. 2	UT ARLINGTON
DEC. 5	SAN DIEGO STATE
DEC. 9	AT LIBERTY
DEC. 16	VS PORTLAND
DEC. 20	SAM HOUSTON
DEC. 30	LOUISIANA TECH
JAN. 4	AT SOUTHERN UTAH
JAN. 6	AT UTAH TECH
JAN. 11	ABILENE CHRISTIAN
JAN. 13	TARLETON STATE
JAN. 18	UTAH VALLEY
JAN. 20	AT SEATTLE U
JAN. 25	AT STEPHEN F. AUSTIN
JAN. 27	AT UT ARLINGTON
FEB. 1	SEATTLE U
FEB. 3	AT UTAH VALLEY
FEB. 10	SOUTHERN UTAH
FEB. 15	UTAH TECH
FEB. 17	CALIFORNIA BAPTIST
FEB. 22	AT TARLETON STATE
FEB. 24	AT ABILENE CHRISTIAN
FEB. 29	UT RIO GRANDE VALLEY
MAR. 2	STEPHEN F. AUSTIN
MAR. 9	AT CALIFORNIA BAPTIST

»» TABLE OF CONTENTS

OUTLOOK

Quick facts	6
Opponent capsules	8
Schedule	16
Season preview	18

REVIEW

All-conference selections	22
Statistics	24
Game capsules	28
Conference rewind	34

MEET THE LOPES

Roster	36
Broadcast roster	37
Coaching staff	38
Player bios	54

THIS IS GCU

GCU Arena	86
Jerry Colangelo	88
Havocs	90
Nike partnership	92
Practice facility	93
Broadcasting	94
Facilities	96
About the University	98
Brand standards	100

HISTORY & RECORDS

Year by year	102
Game by game	114
Individual honors	138
All-time roster and stats	140
Lopes in the pros	150
Records	154
Postseason	160
Head coaches	170
National champions	172

85

16

2023-24 SCHEDULE

22

2022-23 RECAP

36

LOPES ROSTER

38

COACHING STAFF

54

PLAYER BIOS

154

PROGRAM RECORDS



CREDITS

The 2023-24 Grand Canyon University Men's Basketball Media Guide was produced by the GCU Athletic Communications office with a special thanks to previous record keepers.

CONTENT

Josh Hauser
 Jerob Moon
 Nathan Peters
 Cameron Conaway
 Austin Anderson
 Paul Coro

COVER DESIGN

Bryce Wheeler

PHOTOGRAPHY

David Kadlubowski
 Zach Campbell
 Taylor Hansen
 Rachel Sollazzo
 Garrett Ohrenberg
 Bryce Wheeler

GRAND CANYON UNIVERSITY



OUTLOOK

REVIEW

TEAM

THIS IS GCU

HISTORY

TO THE MEDIA

The Grand Canyon Athletics Department is served by a communications office staff that works diligently to promote the individual and team accomplishments of student-athletes, coaches and staff. The office members handle all sport and department communications and media relations needs, and are happy to serve the working media in any way possible. Our staff will fulfill all reasonable requests.

Men's basketball contact:

Josh Hauser, josh.hauser@gcu.edu

Physical address:

3300 West Camelback Road, Phoenix, AZ 85017

Arena location:

33rd Avenue & Camelback Road

Parking:

Available in 33rd Ave. garage

Enter at Camelback Road & 33rd Avenue, follow gate attendant instructions.

CREDENTIALS

All members of the office follow the guidelines set forth by the NCAA and the Western Athletic Conference (WAC) in governing the issuance of credentials. All credential requests should be submitted to the sport contacts.

INTERVIEW REQUESTS

When making interview requests through the communications office, please allow at least 24 hours notice. If the time requested with a student-athlete or coach is longer than normal (for interview, photography or videography purposes), more advance notice will help ensure that your request will be handled efficiently.

All interviews with student-athletes will take place at designated times around practice schedules or during scheduled press conferences. Out-of-town media wishing to interview GCU student-athletes should also contact the communications office with their requests. Home and cell phone numbers for players will not be provided and players are instructed not to accept calls from media without prior notice from the communications office. Please do not contact a player or coach without scheduling the interview through the communications office.

EMAIL

Releases, game notes and advisories are emailed to media that cover GCU on a regular basis. Media wishing to be added to the email list for a particular sport should contact the communications representative responsible for that sport.

ONLINE

Updated bios, notes, rosters, schedules, statistics, quotes, etc., will be available throughout the season for every sport on GCU Lopes.com. Specific information not readily available on the website may be available through the communications office. Please contact the sport representative with your request.

INJURY INFORMATION

Grand Canyon University athletics will abide by HIPAA - a federal privacy act with regard to the release of injury information. GCU student-athletes will be required to sign a waiver before their injury information is released to the media. If the athlete chooses to withhold that information, GCU officials will be restricted to informing the media members of playing status only.

HOME GAME MEDIA SERVICES

- Pregame notes packets
- Pregame starters and postgame statistics
- A running play-by-play
- Statistical monitors are provided to TV and radio broadcasts based on availability. The media is encouraged to follow live statistics online through StatBroadcast (GCUstats.com).



OUTLOOK



UNIVERSITY

School	Grand Canyon University
Location	Phoenix, Ariz.
Founded	1949
Enrollment	25,800
President	Brian Mueller
V.P. of Athletics	Jamie Boggs
Faculty representative	Claude Pensis
Affiliation	NCAA Division I
Nickname	Lopes
Mascot	Thunder
Colors	Purple (Pantone 267 C), black & white
Conference	Western Athletic Conference (WAC)

BASKETBALL FACILITY

Facility	GCU Arena (7,000)
Record at GCU Arena	158-40 (.798)
Division I era	128-38 (.771)
Arena opened	2011

COACHING STAFF

Head coach	Bryce Drew (4th)
Alma mater	Valparaiso, 1998
Overall record	228-135 (.628)
GCU record	64-27 (.703)
Assistant coach	Jamall Walker (4th)
Alma mater	Saint Louis, 1999
Assistant coach	Ed Schilling (4th)
Alma mater	Miami (OH), 1988
Assistant coach	Casey Shaw (4th)
Alma mater	Toledo, 1998
Assistant coach	Marc Rodgers (1st)
Alma mater	Central Washington, 2018
Assistant coach	Jake Lindsey (2nd)
Alma mater	Baylor, 2018
Chief of staff	Peyton Prudhomme (4th)
Graduate assistant	Trey Miles (1st)

PROGRAM HISTORY

First season	1949-50
All-time record	1,264-784 (.617)
Division I	200-116 (.633)
WAC	100-52 (.658)
D-I conference titles (season / tournament)	1 / 2
D-I NCAA tournament appearances	2021, 2023
National championships (NAIA)	3

COMMUNICATIONS

Men's basketball contact	Josh Hauser
Email	josh.hauser@gcu.edu
Secondary contact	Jerob Moon
Email	jerob.moon2@gcu.edu
Twitter	@GCU_MBB
Instagram	@gcu_mbb
Media center	GCUlopes.com/MBBmedia

HEADLINES

- » The Lopes are coming off their second NCAA tournament appearance in three seasons under head coach **Bryce Drew**. GCU won four games in five days to win the 2023 WAC tourney.
- » GCU is preparing for its most difficult schedule to date based on the NET rankings of its opponents from last year. The Lopes' highest-ranked opponents include a home date with national runner-up San Diego State (15) and a pair of key matchups in the WAC/CUSA scheduling initiative at Liberty (46) and home against Sam Houston (69).
- » The Lopes are picked to win the WAC by the conference's head coaches, receiving nine of 10 possible first-place votes. GCU also features Preseason Player of the Year **Ray Harrison** and fellow Preseason All-WAC selection **Gabe McGlothan**.
- » The WAC finished as the nation's No. 11-ranked conference out of 32 conferences, per KenPom rankings. Seven teams finished in the top 150 in the nation.
- » **Jovan Blacksher Jr.** — the 2022 WAC Preseason Player of the Year — is expected to return from a knee injury that sidelined him for all but 12 games last season.
- » GCU returns its top two leading scorers (Harrison, McGlothan) and its leading rebounder (McGlothan) and turned to the transfer portal for seven new players to build around the duo.
- » The WAC schedule shifts from 18 to 20 games and adds two matchups in late November / early December. In nonconference play, GCU will leave the Phoenix metro area only once.

RETURNING LETTERWINNERS (5)

0	Ray Harrison	Jr.	Greenville, S.C.	34 starts last year
10	Jovan Blacksher Jr.	Sr.	Oakland, Calif.	96 career starts
22	Josh Baker	Sr.	Phoenix, Ariz.	30 games last year
30	Gabe McGlothan	R-Sr.	Gilbert, Ariz.	64 starts at GCU
33	Isaiah Shaw*	R-Fr.	Rome, Italy	7 games last year

NEWCOMERS (9)

2	Sydney Curry	Sr.	Fort Wayne, Ind.	Louisville
5	Lök Wur	Sr.	North Omaha, Neb.	Oregon
6	Malcolm Flaggs	R-Fr.	Chandler, Ariz.	Arizona State
7	Tyon Grant-Foster	Sr.	Kansas City, Kan.	DePaul
8	Collin Moore	Jr.	North Little Rock, Ark.	Georgia State
11	Caleb Shaw	So.	Phoenix, Ariz.	Northern Colorado
13	Marquese Josephs	Fr.	Toronto, Canada	Dream City Christian
21	Noah Amenhauser	Fr.	Goodyear, Ariz.	Estrella Foothills HS
24	Duke Brennan	So.	Gilbert, Ariz.	Arizona State

RETURNING FROM REDSHIRT (1)

1	Derrick Michael Xzaviero	R-Fr.	Jakarta, Indonesia	NBA Global Academy
---	--------------------------	-------	--------------------	--------------------

* *Isaiah Shaw is returning letterwinner **and** returning from redshirt*

RETURNING STATS

Statistic	Returning	Total	Pct.
PTS Points	1,439	2,706	53.2
MIN Minutes	3,247	7,246	44.8
3PM 3-pointers made	138	323	42.7
3PA 3-pointers attempted	408	843	48.4
FTM Free throws made	315	517	60.9
FTA Free throws attempted	422	722	58.5
REB Rebounds	503	1,317	40.2
DRB Defensive rebounds	405	953	42.5
ORB Offensive rebounds	125	364	34.3
AST Assists	262	452	58.0
STL Steals	85	177	48.0
BLK Blocks	40	115	34.8

2022-23 IN REVIEW

Overall record	24-12 (.667)
WAC record	11-7 (.611)
Home	14-4 (.778)
Away	5-5 (.500)
Neutral	5-3 (.625)
NET / KenPom	106 / 108

2023-24 TEAM INFO

Letterwinners returning / lost	5 / 8
Starters returning / lost	3 / 2
Redshirts returning	1
Newcomers (freshmen / transfers)	9 (2 / 7)

PERSONNEL

KEY RETURNERS

Pos.	Name	Yr.	PTS	REB	AST	STL	MIN
G	Harrison*	Jr.	17.8	4.0	3.6	0.7	32.1
F	McGlothan*	R-Sr.	12.8	7.6	0.9	0.6	28.9
G	Blacksher	R-Sr.	10.7	2.3	2.4	1.5	27.7

KEY LOSSES

Pos.	Name	PTS	REB	AST	REASON
G	Chance McMillian	10.9	3.1	2.2	Transfer
G	Noah Baumann	7.6	3.4	0.7	Graduation
G	Kobe Knox	5.3	1.7	1.2	Transfer
F	Yvan Ouedraogo	5.0	5.9	0.4	Transfer

* received All-WAC recognition last season

BY THE NUMBERS

OPPONENTS		GCU	
67.3	POINTS	>>	75.2
75.2	POINTS ALLOWED	>>	67.3
- 7.9	MARGIN	>>	+ 7.9
40.9	FG PCT.	>>	46.2
46.2	FG PCT. DEFENSE	>>	40.9
31.7	3PT PCT.	>>	38.3
70.3	FT PCT.	>>	71.6
33.6	REBOUNDS	>>	36.6
10.4	ASSISTS	>>	12.6
10.8	<< TURNOVERS		11.9
5.6	<< STEALS		4.9
2.7	BLOCKS	>>	3.2

2023-24 OPPONENTS

NONCONFERENCE

OPPONENT	CONF.	22-23 REC.	ALL-TIME SERIES	LAST MET	at GCU	at OPP
Southeast Missouri	Ohio Valley	19-17	--	--	--	--
Northern Arizona	Big Sky	12-23	16-32	3/18/2015 (H) L 75-70	12-9	4-23
San Francisco	WCC	20-14	1-2	12/18/2021 (N) W 49-48	--	0-1
DePaul	Big East	10-23	--	--	--	--
South Carolina	SEC	11-21	--	--	--	--
North Dakota State	Summit	16-17	--	--	--	--
San Diego State	Mountain West	32-7	3-1	11/13/2019 (A) L 86-61	1-0	2-1
Liberty	CUSA	27-9	0-1	12/8/2019 (N) L 70-61	--	--
Portland	WCC	14-19	--	--	--	--
Sam Houston	CUSA	26-8	4-1	3/10/2023 (N) W 78-75	1-0	1-1
Louisiana Tech	CUSA	15-18	--	--	--	--
NONCONFERENCE TOTALS		202-176 (.534)		shading denotes location of 2023-24 game(s)		

CONFERENCE

OPPONENT	22-23 REC.	ALL-TIME SERIES	LAST YEAR	at GCU	at OPP
Abilene Christian	13-17 (7-11)	5-0	(H) W 94-84 (A) W 75-73	3-0	1-0
California Baptist	17-16 (8-10)	64-11	(H) W 73-59 (A) L 79-74	37-5	27-6
Seattle U	20-12 (11-7)	17-6	(H) L 65-54 (A) L 63-58 (T) W 84-79	8-2	6-4
Southern Utah	24-13 (12-6)	39-15	(A) W 83-78 (T) W 84-66	21-2	11-11
Stephen F. Austin	19-13 (11-7)	1-2	(H) W 86-83 (A) L 73-68	1-0	0-2
Tarleton State	17-17 (9-9)	5-1	(A) L 81-62	2-0	2-1
UT Arlington	11-21 (6-12)	2-1	(H) W 80-48 (T) W 82-77	1-1	--
UT Rio Grande Valley	15-17 (6-12)	11-5	(H) L 77-76	5-3	6-2
Utah Tech	14-19 (5-13)	9-13	(H) W 89-85 (A) W 71-61	5-5	4-8
Utah Valley	28-9 (15-3)	13-9	(H) L 76-74	7-4	4-5
CONFERENCE TOTALS ^		202-166 (.549)			

^ conference totals include GCU

OUTLOOK » NONCONFERENCE OPPONENTS



EMBRY-RIDDLE EAGLES NAIA

EXH Wednesday, Nov. 1 at 7 p.m. | Phoenix, Ariz. (exhibition)

Location	Prescott, Ariz.
2022-23 record (conf.)	9-18 (7-13)
Conference finish	8th
NET / KenPom	-- / --
Postseason	--
Head coach	Ben Tucker (1st)
Record at school	0-0 (.000)
Career record	same
Home venue (capacity)	ERAU Activity Center (1,500)
GCU record in series	0-0
Home / away / neutral	-- / -- / --
Last matchup	--
Communications contact	Liz Theriault
Email	theriauel@erau.edu
Phone	(928) 777-3980
Twitter / Website	@erau_eagles / ERAUEagles.com



SOUTHEAST MISSOURI STATE REDHAWKS OHIO VALLEY CONFERENCE

G1 Monday, Nov. 6 at 7 p.m. | Phoenix, Ariz. (regular-season opener)

Location	Cape Girardeau, Mo.
2022-23 record (conf.)	19-17 (10-8)
Conference finish	5th
NET / KenPom	243 / 257
Postseason	NCAA Tournament (0-1)
Head coach	Brad Korn (4th)
Record at school	44-51 (.463)
Career record	same
Home venue (capacity)	Show Me Center (7,000)
GCU record in series	0-0
Home / away / neutral	-- / -- / --
Last matchup	--
Communications contact	Jeff Honza
Email	jhonza@semo.edu
Phone	(573) 651-2933
Twitter / Website	@SEMOMBB / semoredhawks.com



NORTHERN ARIZONA LUMBERJACKS BIG SKY CONFERENCE

G2 Sunday, Nov. 12 at 3:30 p.m. | Phoenix, Ariz. (Arizona Tip-off)

Location	Flagstaff, Ariz.
2022-23 record (conf.)	12-23 (5-13)
Conference finish	9th
NET / KenPom	230 / 213
Postseason	Big Sky Tournament (3-1)
Head coach	Shane Burcar (5th)
Record at school	43-76 (.361)
Career record	same
Home venue (capacity)	Walkup Skydome (11,230)
GCU record in series	16-32
Home / away / neutral	12-9 / 4-23 / 0-1
Last matchup	3/28/2015 in Phoenix (L 75-70)
Communications contact	Cassandra Hatcher
Email	cassandra.hatcher@nau.edu
Phone	--
Twitter / Website	@NAUbasketball / NAUAthletics.com



SAN FRANCISCO DONS WEST COAST CONFERENCE

G3 Friday, Nov. 17 at 7 p.m. | Glendale, Ariz. (Arizona Tip-off) | CBSSN

Location	San Francisco, Calif.
2022-23 record (conf.)	20-14 (7-9)
Conference finish	t-5th
NET / KenPom	114 / 101
Postseason	WCC Tournament (2-1)
Head coach	Chris Gerlufsen (2nd)
Record at school	20-14 (.588)
Career record	28-19 (.596)
Home venue (capacity)	War Memorial Gym (3,005)
GCU record in series	1-1
Home / away / neutral	-- / -- / 1-1
Last matchup	12/18/2021 in Phoenix (W 49-48)
Communications contact	Chris Fortney
Email	cfortney@usfca.edu
Phone	(209) 684-3150
Twitter / Website	@USFDonsMBB / USFDons.com



DePAUL BLUE DEMONS

BIG EAST CONFERENCE

G4 Sunday, Nov. 19 at 2:30 or 5 p.m. | Glendale, Ariz. (Arizona Tip-off) | CBSSN

Location	Chicago, Ill.
2022-23 record (conf.)	10-23 (3-17)
Conference finish	10th
NET / KenPom	155 / 135
Postseason	Big East Tournament (1-1)
Head coach	Tony Stubblefield (3rd)
Record at school	25-39 (.391)
Career record	27-51 (.346)
Home venue (capacity)	Wintrust Arena (10,387)
GCU record in series	0-0
Home / away / neutral	-- / -- / --
Last matchup	--
Communications contact	Courtney Day
Email	courtney.day@depaul.edu
Phone	(773) 325-7546
Twitter / Website	@DePaulHoops / DePaulBlueDemons.com



SOUTH CAROLINA GAMECOCKS

SOUTHEASTERN CONFERENCE

G4 Sunday, Nov. 19 at 2:30 or 5 p.m. | Glendale, Ariz. (Arizona Tip-off) | CBSSN

Location	Columbia, S.C.
2022-23 record (conf.)	11-21 (4-14)
Conference finish	12th
NET / KenPom	235 / 221
Postseason	SEC Tournament (0-1)
Head coach	Lamont Paris (2nd)
Record at school	11-21 (.344)
Career record	98-93 (.513)
Home venue (capacity)	Colonial Life Arena (18,000)
GCU record in series	0-0
Home / away / neutral	-- / -- / --
Last matchup	--
Communications contact	Michael DeBates
Email	mdebates@mailbox.sc.edu
Phone	(803) 777-5204
Twitter / Website	@GamecockMBB / GamecocksOnline.com



NORTH DAKOTA STATE BISON

SUMMIT LEAGUE

G5 Saturday, Nov. 25 at 6 p.m. | Phoenix, Ariz.

Location	Fargo, N.D.
2022-23 record (conf.)	16-17 (11-7)
Conference finish	3rd
NET / KenPom	217 / 269
Postseason	Summit League Tournament (2-1)
Head coach	David Richman (10th)
Record at school	175-114 (.606)
Career record	same
Home venue (capacity)	Scheels Center (6,460)
GCU record in series	0-0
Home / away / neutral	-- / -- / --
Last matchup	--
Communications contact	Wes Offerman
Email	wes.offerman@ndsus.edu
Phone	(701) 446-77886
Twitter / Website	@NDSUmbb / GoBison.com



SAN DIEGO STATE AZTECS

MOUNTAIN WEST CONFERENCE

G8 Tuesday, Dec. 5 at 7 p.m. | Phoenix, Ariz. | ESPN

Location	San Diego, Calif.
2022-23 record (conf.)	32-7 (15-3)
Conference finish	1st
NET / KenPom	15 / 14
Postseason	NCAA Tournament (5-1)
Head coach	Brian Dutcher (7th)
Record at school	151-47 (.763)
Career record	same
Home venue (capacity)	Viejas Arena (12,414)
GCU record in series	3-1
Home / away / neutral	1-0 / 2-1 / -
Last matchup	11/13/2019 in San Diego (L 86-61)
Communications contact	Richard Stern
Email	rstern@sdsu.edu
Phone	(619) 594-4348
Twitter / Website	@Aztec_MBB / GoAztecs.com

OUTLOOK

REVIEW

TEAM

THIS IS GCU

HISTORY

OUTLOOK » NONCONFERENCE OPPONENTS



LIBERTY FLAMES CONFERENCE USA

G9 Saturday, Dec. 9 at 2 p.m. EST / 12 p.m. MST | Lynchburg, Va. | ESPN

Location	Lynchburg, Va.
2022-23 record (conf.)	27-9 (15-3)
Conference finish	t-1st
NET / KenPom	46 / 48
Postseason	NIT (1-1)
Head coach	Ritchie McKay (11th)
Record at school	226-113 (.667)
Career record	391-271 (.591)
Home venue (capacity)	Liberty Arena (4,000)
GCU record in series	0-1
Home / away / neutral	-- / -- / 0-1
Last matchup	12/8/2019 in Phoenix (L 70-61)
Communications contact	Bill Smith
Email	wsmith51@liberty.edu
Phone	(434) 582-2293
Twitter / Website	@LibertyMBB / LibertyFlames.com



PORTLAND PILOTS WEST COAST CONFERENCE

G10 Saturday, Dec. 16 at 7:30 p.m. | Phoenix, Ariz. (Colangelo Classic)

Location	Portland, Ore.
2022-23 record (conf.)	14-19 (5-11)
Conference finish	8th
NET / KenPom	168 / 157
Postseason	WCC Tournament (1-1)
Head coach	Shantay Legans (3rd)
Record at school	33-34 (.493)
Career record	108-83 (.565)
Home venue (capacity)	Chiles Center (4,852)
GCU record in series	0-0
Home / away / neutral	-- / -- / --
Last matchup	--
Communications contact	Jason Brough
Email	brough@up.edu
Phone	(503) 943-8439
Twitter / Website	@PortlandMBB / PortlandPilots.com



SAM HOUSTON BEARKATS CONFERENCE USA

G11 Wednesday, Dec. 20 at 6 p.m. | Phoenix, Ariz.

Location	Huntsville, Texas
2022-23 record (conf.)	26-8 (14-4)
Conference finish	2nd
NET / KenPom	69 / 73
Postseason	NIT (1-1)
Head coach	Chris Mudge (1st)
Record at school	0-0 (.000)
Career record	same
Home venue (capacity)	Bernard G. Johnson Coliseum (6,110)
GCU record in series	4-1
Home / away / neutral	1-0 / 1-1 / 2-0
Last matchup	3/10/2023 in Las Vegas (W 78-75)
Communications contact	Cody Stark
Email	cstark@shsu.edu
Phone	(936) 294-2692
Twitter / Website	@BearkatsMBB / GoBearkats.com



LOUISIANA TECH BULLDOGS CONFERENCE USA

G12 Saturday, Dec. 30 at 6 p.m. | Phoenix, Ariz.

Location	Ruston, La.
2022-23 record (conf.)	15-18 (7-13)
Conference finish	9th
NET / KenPom	161 / 165
Postseason	CUSA Tournament (1-1)
Head coach	Talvin Hester (2nd)
Record at school	15-18 (.455)
Career record	same
Home venue (capacity)	Thomas Assembly Center (8,000)
GCU record in series	0-0
Home / away / neutral	-- / -- / --
Last matchup	--
Communications contact	Kane McGuire
Email	kmcguire@latech.edu
Phone	(318) 257-5314
Twitter / Website	@LATechHoops / LATechSports.com



WAC
2023
All-Tournament
Men's Basketball

30

WAG CHAMPIONS GRAND CANYON



UT RIO GRANDE VALLEY VAQUEROS

G6 Wednesday, Nov. 29 at 6:30 p.m. CST / 5:30 p.m. MST | Edinburg, Texas
G28 Thursday, Feb. 29 at 7 p.m. | Phoenix, Ariz.

Location	Edinburg, Texas
2022-23 record (conf.)	8-23 (3-15)
Conference finish	t-10th
NET / KenPom	259 / 246
Postseason	WAC Tournament (0-1)
Head coach	Matt Figger (3rd)
Record at school	23-40 (.365)
Career record	99-91 (.521)
Home venue (capacity)	UTRGV Fieldhouse (2,500)
GCU record in series	11-5
Home / away / neutral	5-3 / 6-2 / --
Last matchup	2/15/2023 in Phoenix (L 77-76)
Communications contact	Jonah Goldberg
Email	jonah.goldberg@utrgv.edu
Phone	(956) 665-2240
Twitter / Website	@UTRGVmbb / GoUTRGV.com



UT ARLINGTON MAVERICKS

G7 Saturday, Dec. 2 at 6 p.m. | Phoenix, Ariz.
G20 Saturday, Jan. 27 at 2 p.m. CST / 1 p.m. MST | Arlington, Texas

Location	Arlington, Texas
2022-23 record (conf.)	11-21 (6-12)
Conference finish	t-10th
NET / KenPom	249 / 241
Postseason	WAC Tournament (0-1)
Head coach	KJ Turner (1st)
Record at school	0-0 (.000)
Career record	same
Home venue (capacity)	College Park Center (7,000)
GCU record in series	2-1
Home / away / neutral	1-1 / -- / 1-0
Last matchup	3/7/2023 in Las Vegas (W 82-77)
Communications contact	Jason Macbain
Email	jason.macbain@uta.edu
Phone	(817) 272-2239
Twitter / Website	@UTAMAVS / UTAMavs.com



SOUTHERN UTAH THUNDERBIRDS

G13 Thursday, Jan. 4 at 6:30 p.m. | Cedar City, Utah
G23 Saturday, Feb. 10 at 6 p.m. | Phoenix, Ariz.

Location	Cedar City, Utah
2022-23 record (conf.)	24-13 (12-6)
Conference finish	3rd
NET / KenPom	113 / 111
Postseason	College Basketball Invitational (2-1)
Head coach	Rob Jeter (1st)
Record at school	0-0 (.000)
Career record	223-215 (.509)
Home venue (capacity)	America First Event Center (5,300)
GCU record in series	39-15
Home / away / neutral	21-2 / 11-11 / 7-2
Last matchup	3/11/2023 in Las Vegas (W 84-66)
Communications contact	Parker Haynie
Email	parkerhaynie@suu.edu
Phone	(435) 704-1280
Twitter / Website	@SUUBasketball / SUUTBirds.com



UTAH TECH TRAILBLAZERS

G14 Saturday, Jan. 6 at 7 p.m. | St. George, Utah
G24 Thursday, Feb. 15 at 7 p.m. | Phoenix, Ariz.

Location	St. George, Utah
2022-23 record (conf.)	14-19 (5-13)
Conference finish	12th
NET / KenPom	158 / 146
Postseason	WAC Tournament (1-1)
Head coach	Jon Judkins (17th)
Record at school	300-171 (.637)
Career record	same
Home venue (capacity)	Burns Arena (4,779)
GCU record in series	9-13
Home / away / neutral	5-5 / 4-8 / --
Last matchup	3/23/2023 in Phoenix (W 71-61)
Communications contact	Matt Brooks
Email	matt.brooks1@utahtech.edu
Phone	(435) 879-4288
Twitter / Website	@UtahTechMBB / UtahTechTrailblazers.com



ABILENE CHRISTIAN WILDCATS

- G15** Thursday, Jan. 11 at 7 p.m. | Phoenix, Ariz.
- G27** Saturday, Feb. 24 at 3 p.m. CST / 2 p.m. MST | Abilene, Texas

Location	Abilene, Texas
2022-23 record (conf.)	13-17 (7-11)
Conference finish	9th
NET / KenPom	204 / 193
Postseason	WAC Tournament (0-1)
Head coach	Brette Tanner (3rd)
Record at school	38-28 (.576)
Career record	same
Home venue (capacity)	Moody Coliseum (4,600)
GCU record in series	5-0
Home / away / neutral	3-0 / 1-0 / 1-0
Last matchup	2/17/2023 in Phoenix (W 94-84)
Communications contact	Ray Fink
Email	rpf22a@acu.edu
Phone	--
Twitter / Website	@ACU_MBB / ACUSports.com



TARLETON STATE TEXANS

- G16** Saturday, Jan. 13 at 6 p.m. | Phoenix, Ariz.
- G26** Thursday, Feb. 22 at 7 p.m. CST / 6 p.m. MST | Stephenville, Texas

Location	Stephenville, Texas
2022-23 record (conf.)	17-17 (9-9)
Conference finish	7th
NET / KenPom	165 / 163
Postseason	College Basketball Invitational (0-1)
Head coach	Billy Gillispie (4th)
Record at school	41-44 (.482)
Career record	189-152 (.554)
Home venue (capacity)	Wisdom Gymnasium (3,000)
GCU record in series	5-1
Home / away / neutral	2-0 / 2-1 / 1-0
Last matchup	1/28/2023 in Stephenville (L 81-62)
Communications contact	Andrew Loewe
Email	aloewef@tarleton.edu
Phone	(254) 968-9018
Twitter / Website	@TarletonMBB / TarletonSports.com



UTAH VALLEY WOLVERINES

- G17** Thursday, Jan. 18 at 7 p.m. | Phoenix, Ariz.
- G22** Saturday, Feb. 3 at 2 p.m. | Orem, Utah

Location	Orem, Utah
2022-23 record (conf.)	28-9 (15-3)
Conference finish	1st
NET / KenPom	58 / 64
Postseason	NIT (3-1)
Head coach	Todd Phillips (2nd)
Record at school	0-0 (.000)
Career record	same
Home venue (capacity)	UCCU Center (6,508)
GCU record in series	13-9
Home / away / neutral	7-4 / 4-5 / 2-0
Last matchup	1/21/2023 in Phoenix (L 76-74)
Communications contact	Jason Erickson
Email	Jason.Erickson@uvu.edu
Phone	(801) 863-5451
Twitter / Website	@UVUmbb / GoUVU.com



SEATTLE U REDHAWKS

- G18** Saturday, Jan. 20 at 7 p.m. PST / 8 p.m. MST | Seattle, Wash.
- G28** Thursday, Feb. 1 at 7 p.m. | Phoenix, Ariz.

Location	Seattle, Wash.
2022-23 record (conf.)	20-12 (11-7)
Conference finish	t-4th
NET / KenPom	142 / 141
Postseason	WAC Tournament (0-1)
Head coach	Chris Victor (3rd)
Record at school	43-21 (.672)
Career record	same
Home venue (capacity)	Redhawk Center (1,000)
GCU record in series	17-6
Home / away / neutral	8-2 / 6-4 / 3-0
Last matchup	3/9/2023 in Seattle (W 84-79)
Communications contact	Sarah Finney
Email	finneysa@seattleu.edu
Phone	(206) 296-5915
Twitter / Website	@seattleumbb / GoSeattleU.com

OUTLOOK

REVIEW

TEAM

THIS IS GCU

HISTORY



**STEPHEN F. AUSTIN
LUMBERJACKS**

G19 Thursday, Jan. 25 at 6:30 p.m. CST / 5:30 p.m. MST | Nacogdoches, Texas
G29 Saturday, March 2 at 8 p.m. | Phoenix, Ariz. | ESPNU

Location	Nacogdoches, Texas
2022-23 record (conf.)	19-13 (11-7)
Conference finish	t-4th
NET / KenPom	136 / 132
Postseason	WAC Tournament (0-1)
Head coach	Kyle Keller (8th)
Record at school	85-68 (.556)
Career record	same
Home venue (capacity)	William R. Johnson Coliseum (7,203)
GCU record in series	1-2
Home / away / neutral	1-0 / 0-2 / --
Last matchup	2/4/2023 in Phoenix (W 86-83)
Communications contact	Jay Lucas
Email	jay.lucas@sfasu.edu
Phone	(936) 468-6244
Twitter / Website	@SFA_MBB / SFAJacks.com



**CALIFORNIA BAPTIST
LANCERS**

G25 Saturday, Feb. 17 at 6 p.m. | Phoenix, Ariz.
G30 Saturday, March 9 at 5 p.m. PST / 6 p.m. MST | Riverside, Calif.

Location	Riverside, Calif.
2022-23 record (conf.)	17-16 (7-10)
Conference finish	8th
NET / KenPom	171 / 155
Postseason	WAC Tournament (1-1)
Head coach	Rick Croy (11th)
Record at school	217-96 (.693)
Career record	same
Home venue (capacity)	Fowler Events Center (5,050)
GCU record in series	64-11
Home / away / neutral	37-5 / 27-6 / --
Last matchup	1/14/2023 in Riverside (L 79-74)
Communications contact	Ryley Collom
Email	rcollom@calbaptist.edu
Phone	(951) 343-4297
Twitter / Website	@CBUmbb / CBULancers.com



OUTLOOK » SCHEDULE









NOVEMBER

	Wed 01	Embry-Riddle EXHIBITION	PHOENIX, ARIZ. GCU ARENA	7 p.m.	FOX 10 Xtra, ESPN+
	Mon 06	Southeast Missouri State	PHOENIX, ARIZ. GCU ARENA	7 p.m.	FOX 10 Xtra, ESPN+
	Sun 12	Northern Arizona ARIZONA TIP-OFF	PHOENIX, ARIZ. GCU ARENA	3:30 p.m.	FOX 10 Xtra, ESPN+
	Fri 17	vs. San Francisco ARIZONA TIP-OFF	GLENDALE, ARIZ. DESERT DIAMOND ARENA	7 p.m.	CBS Sports Network
	Sun 19	vs. DePaul or South Carolina ARIZONA TIP-OFF	GLENDALE, ARIZ. DESERT DIAMOND ARENA	2:30 or 5 p.m.	CBS Sports Network
	Sat 25	North Dakota State	PHOENIX, ARIZ. GCU ARENA	6 p.m.	FOX 10 Xtra, ESPN+
	Wed 29	at UT Rio Grande Valley*	EDINBURG, TEXAS UTRGV FIELDHOUSE	5:30 p.m. (MST)	ESPN+









DECEMBER

	Sat 02	UT Arlington*	PHOENIX, ARIZ. GCU ARENA	6 p.m.	FOX 10 Xtra, ESPN+
	Tue 05	San Diego State	PHOENIX, ARIZ. GCU ARENA	7 p.m.	ESPNU
	Sat 09	at Liberty WAC/CUSA	LYNCHBURG, VA. LIBERTY ARENA	12 p.m. (MST)	ESPNU
	Sat 16	vs. Portland COLANGELO CLASSIC	PHOENIX, ARIZ. FOOTPRINT CENTER	7:30 p.m.	FOX 10 Xtra, ESPN+
	Wed 20	Sam Houston WAC/CUSA	PHOENIX, ARIZ. GCU ARENA	6 p.m.	FOX 10 Xtra, ESPN+
	Sat 30	Louisiana Tech	PHOENIX, ARIZ. GCU ARENA	6 p.m.	FOX 10 Xtra, ESPN+




JANUARY

	Thu 04	at Southern Utah*	CEDAR CITY, UTAH AMERICA FIRST EVENT CENTER	6:30 p.m.	ESPN+
	Sat 06	at Utah Tech*	ST. GEORGE, UTAH BURNS ARENA	7 p.m.	ESPN+
	Thu 11	Abilene Christian*	PHOENIX, ARIZ. GCU ARENA	7 p.m.	FOX 10 Xtra, ESPN+
	Sat 13	Tarleton State*	PHOENIX, ARIZ. GCU ARENA	6 p.m.	FOX 10 Xtra, ESPN+
	Thu 18	Utah Valley*	PHOENIX, ARIZ. GCU ARENA	7 p.m.	FOX 10 Xtra, ESPN+
	Sat 20	at Seattle U*	SEATTLE, WASH. REDHAWK CENTER	8 p.m. (MST)	ESPN+
	Thu 25	at Stephen F. Austin*	NACOGDOCHES, TEXAS JOHNSON COLISEUM	5:30 p.m. (MST)	ESPN+
	Sat 27	at UT Arlington*	ARLINGTON, TEXAS COLLEGE PARK CENTER	1 p.m. (MST)	ESPN+

FEBRUARY

	Thu 01	Seattle U*	PHOENIX, ARIZ. GCU ARENA	7 p.m.	FOX 10 Xtra, ESPN+
	Sat 03	at Utah Valley*	OREM, UTAH UCCU CENTER	2 p.m.	ESPN+
	Sat 10	Southern Utah*	PHOENIX, ARIZ. GCU ARENA	6 p.m.	FOX 10 Xtra, ESPN+
	Thu 15	Utah Tech*	PHOENIX, ARIZ. GCU ARENA	7 p.m.	FOX 10 Xtra, ESPN+
	Sat 17	California Baptist*	PHOENIX, ARIZ. GCU ARENA	6 p.m.	FOX 10 Xtra, ESPN+
	Thu 22	at Tarleton State*	STEPHENVILLE, TEXAS WISDOM GYM	6 p.m. (MST)	ESPN+
	Sat 24	at Abilene Christian*	ABILENE, TEXAS MOODY COLISEUM	2 p.m. (MST)	ESPN+
	Thu 29	UT Rio Grande Valley*	PHOENIX, ARIZ. GCU ARENA	7 p.m.	FOX 10 Xtra, ESPN+

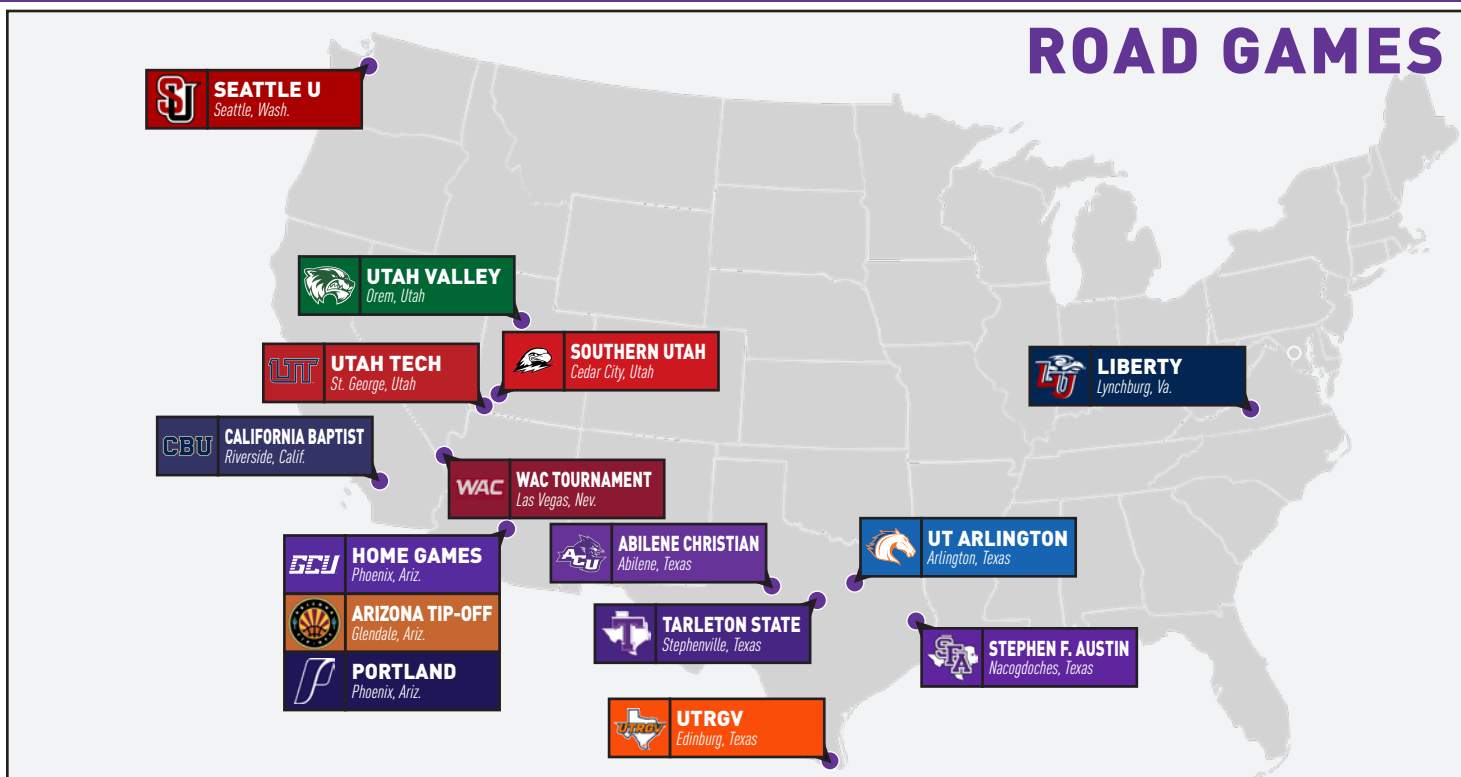
MARCH

	Sat 02	Stephen F. Austin*	PHOENIX, ARIZ. GCU ARENA	8 p.m.	ESPNU
	Sat 09	at California Baptist*	RIVERSIDE, CALIF. FOWLER EVENTS CENTER	6 p.m. (MST)	ESPN+
	13-16	WAC Tournament	LAS VEGAS, NEV. ORLEANS ARENA	TBA	ESPN+, ESPN2/ESPNU

*denotes  game

All times listed are Phoenix time, which is the same as Mountain Time through March 9, 2024, and the same as Pacific Time before Nov. 5, 2023 and starting March 10, 2024.

ROAD GAMES



BY THE NUMBERS

13,803 Approximate number of miles set to be traveled in regular season

16 Home games

5 Program-record of nationally televised regular-season games

5 First-time opponents: Southeast Missouri State, DePaul OR South Carolina, North Dakota State, Portland, Louisiana Tech

12 Games against Top-150 NET teams

20 Conference games, most on a GCU schedule since 2003-04 (22)

OVERALL

Total games	30
Nonconference	10
Conference	20
Exhibition	1

BY LOCATION

Home	16
Away	11
Neutral	3

BY STATE

Arizona	19
Texas	5
Utah	3
California	1
Virginia	1
Washington	1

BY MONTH

November	6
December	6
January	8
February	8
March	2

BY DAY

Sunday	2
Monday	1
Tuesday	1
Wednesday	2
Thursday	8
Friday	1
Saturday	15

BY CONFERENCE

Western Athletic WAC	20
Conference USA C-USA	3
West Coast WCC	2
Big Sky BSKY	1
Mountain West MOUNTAIN WEST	1
Ohio Valley OVC	1
Summit SUMMIT	1
Big East OR SEC* BIG EAST	1

* based on Arizona Tip-Off bracket results

OUTLOOK

REVIEW

TEAM

THIS IS GCU

HISTORY

OUTLOOK » SEASON PREVIEW

Dancing again.

GCU's second trip to the NCAA Tournament in head coach **Bryce Drew**'s three seasons was filled with a few more challenges en route to cutting down the Orleans Arena nets. But a well-timed six-game win streak sent GCU back to The Big Dance and positioned the program for further success.

The 2023-24 Lopes have a target squarely on their backs. If representing the conference in March Madness wasn't enough, the Lopes have been picked to win the WAC by the conference's head coaches and every major national publication. ESPN.com has GCU as one of the nation's top-five mid-majors. The Lopes enter the season as No. 83 in the KenPom rankings, the best start in program history.

Helping drive the preseason optimism is the return of two of the conference's top players: junior guard **Ray Harrison** and senior forward **Gabe McGlothlin**. Both landed on the end-of-year All-WAC teams last year and reappeared on the preseason edition of the All-WAC lists this year. Harrison was tabbed as the conference's Preseason Player of the Year. Together, they accounted for 30.6 points per game.

It isn't just a two-man show in Phoenix. Former WAC Preseason Player of the Year pick **Jovan Blacksher Jr.**

Ray Harrison was named WAC Preseason Player of the Year and the Lopes were picked as the conference's preseason favorites.



Bryce Drew returns for his fourth season on the Lopes' sideline, looking to lead GCU back to the D-I NCAA tournament after doing it in his first and third seasons. **Drew** has made five NCAA trips as a head coach.

returns for his fifth and final college season, expected to finish injury rehab early on in the 2023-24 campaign.

GCU also returns significant experience from senior guard **Josh Baker** (16 starts). **Isaiah Shaw** and **Derrick Michael Xzaviero** add more continuity in their returns from redshirt seasons in the Lopes program.

Then, you turn to the newcomers.

GCU added seven transfers and two freshmen. Of the transfers, five were most recently on the rosters of Power 6 programs.

A successful offseason of player acquisition began with the return of former Kansas and DePaul guard **Tyon Grant-Foster**, freshly cleared off of an extended medical issue that sidelined him for 2021-22 and 2022-23.



The next domino to fall didn't require much of a move at all, as Arizona State transfers **Duke Brennan** and **Malcolm Flaggs** committed together to move across The Valley. Brennan set the Sun Devils' program record for games played by a freshman with 36 in ASU's run to the NCAA Tournament.

GCU stayed within the Pac-12 when Oregon's **Lök Wur** signed on. The four-year Duck was late to start playing basketball and got better with time, starting in Oregon's NIT games.

A theme of length and size continued when Louisville big man **Sydney Curry** transferred in. He was a Cardinals' co-captain and played in 60 contests with 37 starts. His loudest stretch of basketball came with the close of the 2021-22 regular season, where he averaged 23.3 points and 10.7 rebounds in the final three ACC games.

If GCU fans agree that Harrison's transfer from Presbyterian worked out quite nicely a summer ago, they should be excited for a similar move with **Collin Moore**. The high-scoring guard comes from Georgia State where he averaged 14.2 points and was a menace on the defensive end.

Finally, transfer season ended when Northern Colorado's **Caleb Shaw** returned home to join his brother (Isaiah) on the Lopes' roster. Caleb was GCU's most eye-opening player of the summer's Bahamas trip, leading the team in scoring with 34 combined points in two exhibition games.

GCU's roster is rounded out by two true freshmen: **Noah Amenhauser** from Goodyear, Arizona, and Estrella Foothills High School; and Toronto native **Marquese Josephs** from Phoenix's Dream City Christian School.

The Lopes have successfully navigated an ever-changing and constantly-improving landscape within the WAC and will need that statement to continue to be true in 2023-24. Two WAC schools transitioned out in second-place finisher Sam Houston and last-place finisher New Mexico State. Eleven schools remain, opening an opportunity for a true round-robin format of conference play to be introduced. The number of WAC games increases from 18 to 20 with the first two taking place in late November and early December.

Eight of the conference's 11 teams will qualify for the WAC Tournament in Las Vegas. The top two seeds get double byes to the semifinals, while the No. 3 and 4 seeds get one bye to the quarterfinals.

GCU is set to contest its toughest schedule to date, measured by last year's NET rankings of this year's opponents. Highlighting the schedule is a season opener against returning NCAA Tournament team Southeast Missouri State, a WAC / Conference USA slate of Sam Houston and Liberty, a Glendale-based tournament including San Francisco and either South Carolina or DePaul, and a visit from last year's national runner-up San Diego State.



2023-24 PRESEASON ALL-WAC

COACHES POLL

RANK		TEAM (FIRST-PLACE VOTES)	POINTS
1		Grand Canyon (9)	99
2		Stephen F. Austin (2)	87
3		Seattle U	86
4		Utah Valley	61
5		Abilene Christian	60
6		Tarleton State	49
7		California Baptist	47
8		UT Arlington	43
t-9		Southern Utah	26
t-9		UT Rio Grande Valley	26
11		Utah Tech	21

PRESEASON ALL-WAC

ALL-WAC TEAM

Ray Harrison Junior G Grand Canyon	
Gabe McGlothan R-Senior F Grand Canyon	
Cameron Tyson R-Senior G Seattle U	
Sadaidriene Hall Junior F Stephen F. Austin	
Drake Allen Junior G Utah Valley (Southern Utah transfer)	

Preseason Player of the Year: Ray Harrison, GCU

The WAC made the following changes to Preseason All-WAC voting from previous years: only coaches vote, no media poll or voting, only WAC players from 2022-23 were eligible for voting, only one five-man Preseason All-WAC team was selected.



4

WAC

GCU
10

Wilson
EVO

REVIEW



RAY HARRISON

FIRST TEAM ALL-WAC

JUNIOR • 6-4 • GUARD



17.8
PTS

4.0
REB

44.2
FG%

21.1
PTS

4.9
REB

46.7
FG%

OVERALL STATISTICS

CONFERENCE STATISTICS

Harrison was the conference scoring leader in WAC games at 21.1 points per game.

For the season, Harrison averaged a career-high 17.4 points and a team-best 3.3 assists per game while helping on the boards with 3.9 rebounds per game. He ranked 20th nationally with 153 free throws made by using his strength for drives and lane play.

"Ray has had a tremendous seasons for us," GCU head coach Bryce Drew said. "He has a great ability to score the basketball and, with only being a sophomore, his best days in a GCU uniform are still coming."

Harrison holds the conference scoring high with his 38-point game against Utah Tech on Jan. 15, when he made 13 of 19 shots with 7-of-9 accuracy on 3-pointers.

Playing in all 31 games, Harrison improved his offensive efficiency from shooting 37.5% from the field and 28.1% on 3-pointers at Presbyterian to 43.4% and 31.3%, respectively, for GCU. He posted double-digit scoring in 21 consecutive games from Nov. 26 to Feb. 17 with the streak ended when he played 15 minutes in a nonconference replacement game. He ended the regular season by scoring 25 or more points in consecutive games for the first time in his career.

GABE McGLOTHAN

SECOND TEAM ALL-WAC

REDSHIRT JUNIOR • 6-7 • FORWARD



12.8
PTS

7.6
REB

52.2
FG%

12.8
PTS

7.5
REB

50.3
FG%

OVERALL STATISTICS

CONFERENCE STATISTICS

McGlothan, the junior from crosstown Basha High School, averaged a career-high 11.9 points per game and ranked second in the conference with a career-high 7.9 rebounds per game.

The 6-foot-7 power forward also played all 31 games, shooting 50.4% from the field and 32.2% on 3-pointers. His scoring improved to 12.8 points per game in WAC play with 77.4% free throw shooting.

"It has been enjoyable to see the progression of Gabe the last few years," Drew said. "He has spent a lot of time in the gym, developing his game and improving. I am happy that his commitment is being recognized."

McGlothan set the conference season high for rebounding when he grabbed 18 boards against Northern Iowa on Nov. 22 in Kansas City.



VOCS



FOLLOW US AT!



WELCOME TO THE PARTY!

GCU
HAWDCS

PEPSI

PEPSI

GRAND CANYON UNIVERSITY

Game Records

Record	Overall	Home	Away	Neutral
ALL GAMES	24-12	14-4	5-5	5-3
CONFERENCE	10-7	6-3	4-4	0-0
NON-CONFERENCE	14-5	8-1	1-1	5-3

Score by Periods

Team	1st	2nd	OT	TOT
Grand Canyon	1245	1431	30	2706
Opponents	1143	1262	16	2421

Team Box Score

No.	Player				Total		3-Point		F-Throw		Rebounds											
		GP-GS	MIN	AVG	FG-FGA	FG%	3FG-3FGA	3FG%	FT-FTA	FT%	OFF	DEF	TOT	AVG	PF	DQ	A	TO	BLK	STL	PTS	AVG
0	HARRISON, Ray	36-36	1153:38	32.0	206-466	.442	50-152	.329	178-234	.761	23	120	143	4.0	74	2	128	86	7	24	640	17.8
30	MCGLOTHAN, Gabe	36-36	1035:34	28.8	169-324	.522	37-107	.346	85-119	.714	86	188	274	7.6	93	1	31	61	22	21	460	12.8
2	MCMILLIAN, Chance	36-24	1044:47	29.0	147-303	.485	60-135	.444	38-54	.704	22	91	113	3.1	81	3	78	60	5	26	392	10.9
10	BLACKSHER JR., Jovan	12-12	331:23	27.6	46-118	.390	10-41	.244	26-32	.813	4	24	28	2.3	22	1	29	18	3	18	128	10.7
20	BAUMANN, Noah	36-3	773:01	21.5	83-194	.428	61-145	.421	45-54	.833	19	105	124	3.4	54	0	25	24	6	12	272	7.6
22	BAKER, Josh	31-16	654:14	21.1	61-159	.384	34-95	.358	24-34	.706	6	68	74	2.4	56	0	70	48	8	20	180	5.8
3	KNOX, Kobe	34-16	531:17	15.6	63-125	.504	25-61	.410	28-43	.651	21	36	57	1.7	59	1	40	27	24	17	179	5.3
24	OUEDRAOGO, Yvan	28-27	679:43	24.3	52-107	.486	0-0	.000	37-75	.493	59	105	164	5.9	74	0	10	28	19	17	141	5.0
55	ELLIS, Walter	33-1	493:21	15.0	51-102	.500	37-81	.457	26-29	.897	7	69	76	2.3	55	2	23	16	1	12	165	5.0
33	SHAW, Isaiah	7-0	64:31	9.2	11-25	.440	7-13	.538	2-3	.667	6	5	11	1.6	4	0	4	3	0	2	31	4.4
13	IGIEHON, Aidan	32-3	318:49	10.0	30-66	.455	0-3	.000	22-34	.647	36	68	104	3.3	45	2	7	23	12	4	82	2.6
21	LANDERS, Logan	14-0	95:03	6.8	12-22	.545	2-10	.200	2-3	.667	7	12	19	1.4	14	0	6	5	0	1	28	2.0
23	CARR, Isaiah	9-6	74:40	8.3	2-7	.286	0-0	.000	4-8	.500	5	11	16	1.8	17	0	1	3	8	3	8	0.9
Team											63	51	114				28					
Total		36	7250		933-2018	.462	323-843	.383	517-722	.716	364	953	1317	36.6	648	12	452	430	115	177	2706	75.2
Opponents		36	7250		863-2112	.409	220-694	.317	475-676	.703	395	816	1211	33.6	642	23	374	387	96	201	2421	67.3

Team Statistics

	VCU	OPP
Scoring	2706	2421
Points per game	75.2	67.3
Scoring margin	+7.9	-
Field goals-att	933-2018	863-2112
Field goal pct	.462	.409
3 point fg-att	323-843	220-694
3-point FG pct	.383	.317
3-pt FG made per game	9.0	6.1
Free throws-att	517-722	475-676
Free throw pct	.716	.703
F-Throws made per game	14.4	13.2
Rebounds	1317	1211
Rebounds per game	36.6	33.6
Rebounding margin	+2.9	-
Assists	452	374
Assists per game	12.6	10.4
Turnovers	430	387
Turnovers per game	11.9	10.8
Turnover margin	-1.2	-
Assist/turnover ratio	1.1	1.0
Steals	177	201
Steals per game	4.9	5.6
Blocks	115	96
Blocks per game	3.2	2.7
Winning streak	0	-
Home win streak	0	-
Attendance	118159	27934
Home games-Avg/Game	18-6564	10-2793
Neutral site-Avg/Game	-	8-1424

Team Results

Date	Opponent		Score	Att.
11/07/2022	Montana St.	W	60-54	7171
11/09/2022	San Diego Christian	W	101-50	6891
11/12/2022	at Nevada	L	46-59	5705
11/18/2022	Grambling	W	81-48	7166
11/21/2022	vs Wichita St.	L	43-55	425
11/22/2022	vs UNI	W	69-67	201
11/26/2022	Benedictine Mesa	W	110-53	6873
11/29/2022	Alcorn	W	80-72	6713
12/03/2022	at Wyoming	W	66-58	4472
12/07/2022	LMU (CA)	L	65-69	7011
12/10/2022	vs North Texas	L	58-60	4781
12/17/2022	Pepperdine	Wot	83-73	7072
12/20/2022	Idaho St.	W	68-66	6804
12/29/2022	California Baptist	W	73-59	7316
01/05/2023	at Sam Houston	Wot	72-68	777
01/07/2023	at SFA	L	68-73	3286
01/12/2023	UT Arlington	W	80-48	6982
01/14/2023	at California Baptist	L	74-79	5050
01/18/2023	Utah Tech	W	89-85	6041
01/21/2023	Utah Valley	L	74-76	7007
01/26/2023	at Abilene Christian	W	75-73	1889
01/28/2023	at Tarleton St.	L	62-81	2155
02/04/2023	SFA	W	86-83	7095
02/08/2023	New Mexico St.	W	78-67	7076
02/11/2023	at Seattle U	L	58-63	999
02/15/2023	UTRGV	L	76-77	6039
02/17/2023	Abilene Christian	W	94-84	7438
02/21/2023	Park (AZ)	W	111-38	50
02/24/2023	Seattle U	L	54-65	7414
03/01/2023	at Southern Utah	W	83-78	1460
03/03/2023	at Utah Tech	W	71-61	2141
03/07/2023	vs UT Arlington	W	82-77	785
03/09/2023	vs Seattle U	W	84-79	1760
03/10/2023	vs Sam Houston	W	78-75	0
03/11/2023	vs Southern Utah	W	84-66	3437
03/17/2023	vs Gonzaga	L	70-82	0

▶▶ GAME-BY-GAME

TEAM

Opponent	Date	Score	W	Total		3-Pointers		Free throws		Rebounds				PF	A	TO	BLK	STL	PTS	AVG
				FG-FGA	PCT	3FG-3FGA	PCT	FT-FTA	PCT	OFF	DEF	TOT	AVG							
Montana St.	11/07/2022	60-54	W	23-53	.434	6-21	.286	8-14	.571	8	26	34	34.0	19	8	10	1	4	60	60.0
San Diego Christian	11/09/2022	101-50	W	38-67	.567	11-34	.324	14-19	.737	10	31	41	37.5	17	18	11	4	7	101	80.5
at Nevada	11/12/2022	46-59	L	16-55	.291	5-23	.217	9-12	.750	10	28	38	37.7	18	7	9	1	1	46	69.0
Grambling	11/18/2022	81-48	W	28-66	.424	14-38	.368	11-16	.688	15	34	49	40.5	18	16	14	1	14	81	72.0
vs Wichita St.	11/21/2022	43-55	L	16-59	.271	4-23	.174	7-9	.778	16	22	38	40.0	7	12	2	3	43	66.2	
vs UNI	11/22/2022	69-67	W	26-60	.433	8-23	.348	9-15	.600	14	30	44	40.7	19	11	9	3	3	69	66.7
Benedictine Mesa	11/26/2022	110-53	W	43-72	.597	15-35	.429	9-13	.692	12	40	52	42.3	12	24	9	3	6	110	72.9
Alcorn	11/29/2022	80-72	W	27-49	.551	10-21	.476	16-21	.762	9	22	31	40.9	15	17	12	7	3	80	73.8
at Wyoming	12/03/2022	66-58	W	21-46	.457	8-19	.421	16-17	.941	1	29	30	39.7	10	10	11	2	7	66	72.9
LMU (CA)	12/07/2022	65-69	L	25-61	.410	6-22	.273	9-16	.563	15	20	35	39.2	17	10	14	2	5	65	72.1
vs North Texas	12/10/2022	58-60	L	16-45	.356	9-22	.409	17-25	.680	8	24	32	38.5	15	12	9	3	3	58	70.8
Pepperdine	12/17/2022	83-73	Wot	26-63	.413	4-19	.211	27-36	.750	15	35	50	39.5	21	16	13	4	5	83	71.8
Idaho St.	12/20/2022	68-66	W	26-64	.406	4-17	.235	12-18	.667	19	23	42	39.7	16	13	10	0	7	68	71.5
California Baptist	12/29/2022	73-59	W	25-64	.391	9-24	.375	14-21	.667	14	32	46	40.1	14	12	8	5	10	73	71.6
at Sam Houston	01/05/2023	72-68	Wot	23-51	.451	6-21	.286	20-25	.800	9	27	36	39.9	22	8	25	2	7	72	71.7
at SFA	01/07/2023	68-73	L	21-48	.438	6-21	.286	20-24	.833	10	20	30	39.3	17	14	16	2	5	68	71.4
UT Arlington	01/12/2023	80-48	W	28-48	.583	14-26	.538	10-15	.667	6	30	36	39.1	19	14	17	4	6	80	71.9
at California Baptist	01/14/2023	74-79	L	27-58	.466	4-22	.182	16-20	.800	12	24	36	38.9	25	10	9	3	2	74	72.1
Utah Tech	01/18/2023	89-85	W	28-51	.549	14-23	.609	19-23	.826	7	20	27	38.3	23	13	11	1	4	89	72.9
Utah Valley	01/21/2023	74-76	L	27-64	.422	6-21	.286	14-21	.667	21	22	43	38.5	20	8	13	4	4	74	73.0
at Abilene Christian	01/26/2023	75-73	W	24-47	.511	8-17	.471	19-24	.792	9	25	34	38.3	17	11	17	5	5	75	73.1
at Tarleton St.	01/28/2023	62-81	L	18-42	.429	10-25	.400	16-24	.667	6	12	18	37.4	19	10	11	2	4	62	72.6
SFA	02/04/2023	86-83	W	26-52	.500	11-23	.478	23-30	.767	9	20	29	37.0	22	13	15	6	2	86	73.2
New Mexico St.	02/08/2023	78-67	W	26-54	.481	9-26	.346	17-19	.895	6	29	35	36.9	23	7	12	4	4	78	73.4
at Seattle U	02/11/2023	58-63	L	22-64	.344	8-24	.333	6-8	.750	13	26	39	37.0	19	13	12	6	3	58	72.8
UTRGV	02/15/2023	76-77	L	30-64	.469	6-18	.333	10-19	.526	14	27	41	37.2	17	10	7	8	4	76	72.9
Abilene Christian	02/17/2023	94-84	W	30-45	.667	10-14	.714	24-33	.727	8	27	35	37.1	24	7	17	3	1	94	73.7
Park (AZ)	02/21/2023	111-38	W	36-72	.500	21-38	.553	18-24	.750	16	43	59	37.9	12	26	12	8	12	111	75.0
Seattle U	02/24/2023	54-65	L	18-55	.327	5-19	.263	13-17	.765	11	25	36	37.8	18	6	15	5	3	54	74.3
at Southern Utah	03/01/2023	83-78	W	30-59	.508	10-24	.417	13-19	.684	3	28	31	37.6	18	13	7	5	6	83	74.6
at Utah Tech	03/03/2023	71-61	W	27-54	.500	8-23	.348	9-20	.450	10	29	39	37.6	20	12	16	2	7	71	74.5
vs UT Arlington	03/07/2023	82-77	W	25-48	.521	6-17	.353	26-36	.722	7	25	32	37.4	15	7	9	1	1	82	74.7
vs Seattle U	03/09/2023	84-79	W	28-52	.538	10-26	.385	18-27	.667	5	25	30	37.2	24	18	12	1	5	84	75.0
vs Sam Houston	03/10/2023	78-75	W	25-46	.543	16-30	.533	12-17	.706	2	21	23	36.8	24	17	9	4	4	78	75.1
vs Southern Utah	03/11/2023	84-66	W	30-55	.545	13-20	.650	11-18	.611	7	34	41	36.9	16	23	10	1	5	84	75.3
vs Gonzaga	03/17/2023	70-82	L	28-65	.431	9-24	.375	5-7	.714	7	18	25	36.6	16	11	7	0	5	70	75.2
Total		2706		933-2018	.462	323-843	.383	517-722	.716	364	953	1317	36.6	648	452	430	115	177	2706	75.2
Opponents		2421		863-2112	.409	220-694	.317	475-676	.703	395	816	1211	33.6	642	374	387	96	201	2421	67.3

OPPONENTS

Opponent	Date	Score	W	Total		3-Pointers		Free throws		Rebounds				PF	A	TO	BLK	STL	PTS	AVG
				FG-FGA	PCT	3FG-3FGA	PCT	FT-FTA	PCT	OFF	DEF	TOT	AVG							
Montana St.	11/07/2022	60-54	W	20-52	.385	3-13	.231	11-18	.611	10	25	35	35.0	21	10	10	5	5	54	54.0
San Diego Christian	11/09/2022	101-50	W	14-53	.264	3-15	.200	19-24	.792	10	22	32	33.5	20	6	22	2	5	50	52.0
at Nevada	11/12/2022	46-59	L	18-51	.353	7-21	.333	16-20	.800	6	31	37	34.7	13	8	6	5	4	59	54.3
Grambling	11/18/2022	81-48	W	18-56	.321	3-14	.214	9-18	.500	11	24	35	34.8	16	12	18	3	5	48	52.8
vs Wichita St.	11/21/2022	43-55	L	23-60	.383	6-23	.261	3-4	.750	16	26	42	36.2	9	5	12	6	6	55	53.2
vs UNI	11/22/2022	69-67	W	27-58	.466	7-17	.412	6-12	.500	7	21	28	34.8	16	10	6	3	3	67	55.5
Benedictine Mesa	11/26/2022	110-53	W	20-67	.299	10-28	.357	3-6	.500	8	17	25	33.4	10	12	13	0	4	53	55.1
Alcorn	11/29/2022	80-72	W	25-60	.417	7-17	.412	15-18	.833	14	14	28	32.8	20	8	8	1	3	72	57.3
at Wyoming	12/03/2022	66-58	W	21-60	.350	10-35	.286	6-9	.667	11	24	35	33.0	14	10	11	2	6	58	57.3
LMU (CA)	12/07/2022	65-69	L	27-53	.509	8-18	.444	7-10	.700	8	26	34	33.1	20	8	17	2	9	69	58.5
vs North Texas	12/10/2022	58-60	L	21-55	.382	3-14	.214	15-18	.833	11	22	33	33.1	18	8	9	0	5	60	58.6
Pepperdine	12/17/2022	83-73	Wot	27-78	.346	4-23	.174	15-23	.652	20	27	47	34.3	26	12	13	6	5	73	59.8
Idaho St.	12/20/2022	68-66	W	25-55	.455	5-20	.250	11-12	.917	8	22	30	33.9	17	9	11	4	6	66	60.3
California Baptist	12/29/2022	73-59	W	22-60	.367	7-24	.292	8-12	.667	9	29	38	34.2	19	11	12	3	2	59	60.2
at Sam Houston	01/05/2023	72-68	Wot	21-53	.396	7-16	.438	19-31	.613	11	21	32	34.1	18	9	18	2	12	68	60.7
at SFA	01/07/2023	68-73	L	29-59	.492	2-9	.222	13-18	.722	12	20	32	33.9	17	11	9	5	7	73	61.5
UT Arlington	01/12/2023	80-48	W	17-52	.327	6-14	.429	8-18	.444	12	19	31	33.8	19	14	16	1	7	48	60.7
at California Baptist	01/14/2023	74-79	L	23-51	.451	12-27	.444	21-31	.677	9	23	32	33.7	15	13	8	3	5	79	61.7
Utah Tech	01/18/2023	89-85	W	27-57	.474	10-20	.500	21-30	.700	13	19	32	33.6	20	11	9	0	5	85	62.9
Utah Valley	01/21/2023	74-76	L	29-64	.453	3-11	.273	15-20	.750	16	20	36	33.7	16	7	8	4	6	76	63.6
at Abilene Christian	01/26/2023	75-73	W	29-61	.475	6-18	.333	9-17	.529	11	18	29	33.5	20	15	8	2	9	73	64.0
at Tarleton St.	01/28/2023	62-81	L	32-52	.615	7-12	.583	10-16	.625	12	22	34	33.5	19	17	11	2	5	81	64.8
SFA	02/04/2023	86-83	W	28-58	.483	6-11	.545	21-23	.913	10	21	31	33.4	27	13	12	2	10	83	65.6
New Mexico St.	02/08/2023	78-67	W	24-60	.400	4-21	.190	15-24	.625	13	21	34	33.4	18	8	11	0	2	67	65.7
at Seattle U	02/11/2023	58-63	L	20-55	.364	5-19	.263	18-24	.750	9	30	39	33.6	13	4	10	4	5	63	65.6
UTRGV	02/15/2023	76-77	L	29-77	.377	8-22	.364	11-13	.846	22	26	48	34.2	19	10	7	0	2	77	66.0
Abilene Christian	02/17/2023	94-84	W	28-61	.459	5-18	.278	23-30	.767	8	14	22	33.7	23	10	3	2	10	84	66.7
Park (AZ)	02/21/2023	111-38	W	15-66	.227	4-23	.174	4-7	.571	10	22	32	33.7	16	5	20	3	7	38	65.6
Seattle U	02/24/2023	54-65	L	23-59</																

Points

##	Player	G	Pts	Pts/G
0	Harrison, Ray	36	640	17.8
30	McGlothan, Gabe	36	460	12.8
2	McMillian, Chance	36	392	10.9
20	Baumann, Noah	36	272	7.6
22	Baker, Josh	31	180	5.8
3	Knox, Kobe	34	179	5.3
55	Ellis, Walter	33	165	5.0
24	Ouedraogo, Yvan	28	141	5.0
10	Blacksher Jr., Jovan	12	128	10.7
13	Igiehon, Aidan	32	82	2.6
33	Shaw, Isaiah	7	31	4.4
21	Landers, Logan	14	28	2.0
23	Carr, Isaiah	9	8	0.9

Scoring Average

##	Player	G	Pts	Pts/G
0	Harrison, Ray	36	640	17.8
30	McGlothan, Gabe	36	460	12.8
2	McMillian, Chance	36	392	10.9
10	Blacksher Jr., Jovan	12	128	10.7
20	Baumann, Noah	36	272	7.6
22	Baker, Josh	31	180	5.8
3	Knox, Kobe	34	179	5.3
24	Ouedraogo, Yvan	28	141	5.0
55	Ellis, Walter	33	165	5.0
33	Shaw, Isaiah	7	31	4.4
13	Igiehon, Aidan	32	82	2.6
21	Landers, Logan	14	28	2.0
23	Carr, Isaiah	9	8	0.9

Field Goal Percentage

##	Player	FG	Att	Pct
21	Landers, Logan	12	22	.545
30	McGlothan, Gabe	169	324	.522
3	Knox, Kobe	63	125	.504
55	Ellis, Walter	51	102	.500
24	Ouedraogo, Yvan	52	107	.486
2	McMillian, Chance	147	303	.485
13	Igiehon, Aidan	30	66	.455
0	Harrison, Ray	206	466	.442
33	Shaw, Isaiah	11	25	.440
20	Baumann, Noah	83	194	.428
10	Blacksher Jr., Jovan	46	118	.390
22	Baker, Josh	61	159	.384
23	Carr, Isaiah	2	7	.286

Field Goal Attempts

##	Player	G	Att	Att/G
0	Harrison, Ray	36	466	12.9
30	McGlothan, Gabe	36	324	9.0
2	McMillian, Chance	36	303	8.4
20	Baumann, Noah	36	194	5.4
22	Baker, Josh	31	159	5.1

Field Goals Made

##	Player	G	Made	Made/G
0	Harrison, Ray	36	206	5.7
30	McGlothan, Gabe	36	169	4.7
2	McMillian, Chance	36	147	4.1
20	Baumann, Noah	36	83	2.3
3	Knox, Kobe	34	63	1.9

3-Point FG Percentage

##	Player	3FG	Att	Pct
33	Shaw, Isaiah	7	13	.538
55	Ellis, Walter	37	81	.457
2	McMillian, Chance	60	135	.444
20	Baumann, Noah	61	145	.421
3	Knox, Kobe	25	61	.410
22	Baker, Josh	34	95	.358
30	McGlothan, Gabe	37	107	.346
0	Harrison, Ray	50	152	.329
10	Blacksher Jr., Jovan	10	41	.244
21	Landers, Logan	2	10	.200

Free Throw Percentage

##	Player	Made	Att	Pct
55	Ellis, Walter	26	29	.897
20	Baumann, Noah	45	54	.833
10	Blacksher Jr., Jovan	26	32	.813
0	Harrison, Ray	178	234	.761
30	McGlothan, Gabe	85	119	.714
22	Baker, Josh	24	34	.706
2	McMillian, Chance	38	54	.704
33	Shaw, Isaiah	2	3	.667
21	Landers, Logan	2	3	.667
3	Knox, Kobe	28	43	.651
13	Igiehon, Aidan	22	34	.647
23	Carr, Isaiah	4	8	.500
24	Ouedraogo, Yvan	37	75	.493

Rebounds

##	Player	G	Reb	Reb/G
30	McGlothan, Gabe	36	274	7.6
24	Ouedraogo, Yvan	28	164	5.9
0	Harrison, Ray	36	143	4.0
20	Baumann, Noah	36	124	3.4
2	McMillian, Chance	36	113	3.1

Rebounds Average

##	Player	G	Reb	Reb/G
30	McGlothan, Gabe	36	274	7.6
24	Ouedraogo, Yvan	28	164	5.9
0	Harrison, Ray	36	143	4.0
20	Baumann, Noah	36	124	3.4
13	Igiehon, Aidan	32	104	3.3

3-Point FG Attempts

##	Player	G	Att	Att/G
0	Harrison, Ray	36	152	4.2
20	Baumann, Noah	36	145	4.0
2	McMillian, Chance	36	135	3.8
30	McGlothan, Gabe	36	107	3.0
22	Baker, Josh	31	95	3.1

3-Point FG Made

##	Player	G	Made	Made/G
20	Baumann, Noah	36	61	1.7
2	McMillian, Chance	36	60	1.7
0	Harrison, Ray	36	50	1.4
30	McGlothan, Gabe	36	37	1.0
55	Ellis, Walter	33	37	1.1

Free Throw Attempts

##	Player	G	Att	Att/G
0	Harrison, Ray	36	234	6.5
30	McGlothan, Gabe	36	119	3.3
24	Ouedraogo, Yvan	28	75	2.7
2	McMillian, Chance	36	54	1.5
20	Baumann, Noah	36	54	1.5

Free Throws Made

##	Player	G	Made	Made/G
0	Harrison, Ray	36	178	4.9
30	McGlothan, Gabe	36	85	2.4
20	Baumann, Noah	36	45	1.3
2	McMillian, Chance	36	38	1.1
24	Ouedraogo, Yvan	28	37	1.3

Assists

##	Player	G	Ast	Ast/G
0	Harrison, Ray	36	128	3.6
2	McMillian, Chance	36	78	2.2
22	Baker, Josh	31	70	2.3
3	Knox, Kobe	34	40	1.2
30	McGlothan, Gabe	36	31	0.9

Steals

##	Player	G	Stl	Stl/G
2	McMillian, Chance	36	26	0.7
0	Harrison, Ray	36	24	0.7
30	McGlothan, Gabe	36	21	0.6
22	Baker, Josh	31	20	0.6
10	Blacksher Jr., Jovan	12	18	1.5


REVIEW >> GAME CAPSULES

MONDAY, NOVEMBER 7 | HOME OPENER



MONTANA STATE
54

GRAND CANYON
60



PTS		REB	
11	G. Osobor	6	J. Belo
9	J. Belo	5	R. Battle
8	R. Battle	4	2 tied
AST		STL	
2	4 tied	1	5 tied

PTS		REB	
18	J. Blacksher Jr.	6	Y. Ouedraogo
13	G. McGlothan	5	G. McGlothan
8	2 tied	4	C. McMillian
AST		STL	
2	2 tied	1	4 tied

20-52 38.5%	FG	23-53 43.4%
3-13 23.1%	3P%	6-21 28.6%
35 (25/10)	REB (D/O)	43 (28/15)
10	TO	10

"I don't think, in my coaching career, I've had one like that, down 19 and come back in the second half like that." - **BRYCE DREW**

WEDNESDAY, NOVEMBER 9 | HOME



SAN DIEGO CHRISTIAN
50

GRAND CANYON
101



PTS		REB	
20	G. Chew	5	J. O'Campo
10	J. O'Campo	5	A. Siamu
8	A. Siami	4	G. Chew
AST		STL	
3	G. Chew	3	A. Siamu

PTS		REB	
16	J. Blacksher Jr.	10	G. McGlothan
13	G. McGlothan	7	W. Ellis
11	K. Knox	6	Y. Ouedraogo
AST		STL	
4	J. Baker	2	K. Knox

14-53 26.4%	FG	38-67 56.7%
3-13 23.1%	3P%	11-34 32.4%
35 (25/10)	REB (D/O)	41 (31/10)
22	TO	11


"He (Knox) gives us a nice element that we don't have with a lot of length. He can defend four different positions out on the court." - **BRYCE DREW**

SATURDAY, NOVEMBER 12 | AWAY



NEVADA
59

GRAND CANYON
46



PTS		REB	
20	K. Blackshear	6	K. Blackshear
9	W. Baker	5	3 tied
9	J. Lucas		
AST		STL	
5	K. Blackshear	1	4 tied

PTS		REB	
16	J. Blacksher Jr.	8	G. McGlothan
13	C. McMillian	5	Y. Ouedraogo
6	Y. Ouedraogo	5	N. Baumann
AST		STL	
3	J. Blacksher Jr.	1	J. Blacksher Jr.

18-51 35.3%	FG	16-55 29.1%
7-21 33.3%	3P%	5-23 21.7%
37 (31/6)	REB (D/O)	38 (28/10)
6	TO	9


"Got to make shots. We've just got to get better. The good thing is we believe that those guys can make shots and they have in the past." - **BRYCE DREW**

FRIDAY, NOVEMBER 18 | HOME



GRAMBLING STATE
48

GRAND CANYON
81



PTS		REB	
15	C. Gordon	6	C. Christon
7	T. Morton	4	4 tied
6	C. Christon		
AST		STL	
3	2 tied	2	2 tied

PTS		REB	
25	R. Harrison	9	G. McGlothan
10	3 tied	7	A. Igiehon
		6	3 tied
AST		STL	
6	J. Baker	7	J. Blacksher Jr.

18-56 32.1%	FG	28-66 42.4%
3-14 21.4%	3P%	14-38 36.8%
35 (24/11)	REB (D/O)	49 (34/15)
18	TO	14


"It was important to me just because I feel like I haven't been able to show them who I really am." - **RAY HARRISON**

MONDAY, NOVEMBER 21 | KANSAS CITY, MO.



WICHITA STATE
55

GRAND CANYON
43



PTS		REB	
14	C. Porter Jr.	10	C. Porter Jr.
14	X. Bell	6	J. Pierre Jr.
10	J. Walton	5	2 tied
AST		STL	
3	C. Porter Jr.	1	6 tied

PTS		REB	
10	N. Baumann	8	G. McGlothan
7	J. Baker	7	A. Igiehon
6	3 tied	4	J. Baker
AST		STL	
5	R. Harrison	1	3 tied

23-60 38.3%	FG	16-59 27.1%
6-23 26.1%	3P%	4-23 17.4%
42 (26/16)	REB (D/O)	38 (22/16)
12	TO	12

"We missed a lot of shots. I think what the game boiled down to is they were tougher." - **BRYCE DREW**

TUESDAY, NOVEMBER 22 | KANSAS CITY, MO.



NORTHERN IOWA
67

GRAND CANYON
69



PTS		REB	
19	B. Born	12	T. Anderson
18	T. Anderson	5	M. Duax
11	M. Duax	4	D. Krogmann
AST		STL	
3	2 tied	2	T. Campbell

PTS		REB	
16	C. McMillian	18	G. McGlothan
13	G. McGlothan	6	Y. Ouedraogo
13	J. Baker	5	C. McMillian
AST		STL	
4	R. Harrison	1	3 tied

27-58 46.6%	FG	26-60 43.3%
7-17 41.2%	3P%	8-23 34.8%
28 (21/7)	REB (D/O)	44 (30/14)
6	TO	9

"Today, some of our length and our bigs in the paint really helped us against Northern Iowa. Gabe was terrific." - **BRYCE DREW**

SATURDAY, NOVEMBER 26 | HOME



BENEDICTINE MESA

53

PTS		REB	
12	A. Alfred	5	C. Callaway
10	T. Crawford	5	L. Gerardo
7	T. Carolina	3	2 tied
AST		STL	
4	T. Carolina	2	T. Crawford

20-67		29.9%	FG
10-28		35.7%	3P%
25	(17/8)		REB (D/O)
13			TO

"A lot of our shots came off of ball movement, came off of cutting. Just really like how we played that second half offensively." - **BRYCE DREW**

SATURDAY, DECEMBER 3 | AWAY



WYOMING

58

PTS		REB	
16	J. Kyman	8	H. Thompson
12	H. Maldonado	6	J. Kyman
8	E. Anderson	6	M. Agonkpolo
AST		STL	
4	H. Maldonado	2	2 tied

21-60		35.0%	FG
10-35		28.6%	3P%
35	(24/11)		REB (D/O)
11			TO

"I was just telling our coaches just how proud of the team I was - our response and the togetherness to work with each other and figure things out." - **BRYCE DREW**

SATURDAY, DECEMBER 10 | COLANGELO CLASSIC



NORTH TEXAS

60

PTS		REB	
17	T. Perry	10	A. Ousmane
16	K. Huntsberry	4	A. Scott
14	A. Ousmane	4	K. Huntsberry
AST		STL	
2	2 tied	2	2 tied

21-55		38.2%	FG
3-14		21.4%	3P%
33	(22/11)		REB (D/O)
9			TO

"I've been here three years and this is the most pain I've seen in the locker room after a loss besides the conference tournament or a season-ending loss." - **BRYCE DREW**

GRAND CANYON

110

PTS		REB	
17	C. McMillian	9	A. Igiehon
15	W. Ellis	8	G. McGlothan
14	K. Knox	8	N. Baumann
AST		STL	
7	K. Knox	2	2 tied

43-72		59.7%	FG
15-35		42.9%	3P%
52	(40/12)		REB (D/O)
9			TO

TUESDAY, NOVEMBER 29 | HOME



ALCORN STATE

72

PTS		REB	
30	B. Joshua	8	J. Kendall
14	J. Kendall	5	L. Marshall
14	D. Thorn	3	2 tied
AST		STL	
3	2 tied	1	3 tied

25-60		41.7%	FG
7-17		41.2%	3P%
28	(14/14)		REB (D/O)
8			TO

"It was definitely not Beach Night for us out there, except for the first 13 minutes that felt awesome like at the beach." - **BRYCE DREW**

WEDNESDAY, DECEMBER 7 | HOME



LOYOLA MARYMOUNT

69

PTS		REB	
26	C. Shelton	6	A. Merkviladze
17	K. Leaupepe	5	K. Leaupepe
9	A. Merkviladze	4	2 tied
AST		STL	
4	C. Shelton	3	C. Shelton

27-53		50.9%	FG
8-18		44.4%	3P%
34	(26/8)		REB (D/O)
17			TO

"The effort was tremendous going to the glass. We just didn't finish enough plays off. In the first half, we had several layups that we just blew." - **BRYCE DREW**

SATURDAY, DECEMBER 17 | HOME



PEPPERDINE

73

PTS		REB	
19	H. Mallette	10	J. Porter
15	J. Porter	8	M. Mitchell Jr.
13	C. Basham	7	2 tied
AST		STL	
7	M. Mitchell Jr.	2	M. Lewis

27-78		34.6%	FG
4-23		17.4%	3P%
47	(27/20)		REB (D/O)
13			TO

"If they (McGlothan and Ouedraogo) can play at that level, man, it's really going to help our team the rest of the year." - **BRYCE DREW**

GRAND CANYON

80

PTS		REB	
21	J. Blacksher Jr.	7	G. McGlothan
18	R. Harrison	6	Y. Ouedraogo
14	N. Baumann	4	3 tied
AST		STL	
5	J. Blacksher Jr.	2	J. Baker

27-49		55.1%	FG
10-21		47.6%	3P%
31	(22/9)		REB (D/O)
12			TO

GRAND CANYON

65

PTS		REB	
18	R. Harrison	6	J. Baker
14	G. McGlothan	5	3 tied
10	J. Baker		
AST		STL	
4	J. Baker	3	G. McGlothan

25-61		41.0%	FG
6-22		27.3%	3P%
35	(20/15)		REB (D/O)
14			TO

OUTLOOK

REVIEW

TEAM

THIS IS GCU

HISTORY


REVIEW >> GAME CAPSULES

TUESDAY, DECEMBER 20 | HOME



IDAHO STATE

66



GRAND CANYON

68

PTS		REB	
18	B. Parker	7	M. Tomley
13	M. Tomley	6	J. Nagle
11	J. Nagle	4	B. Parker
AST		STL	
3	B. Mackenzie	2	M. Tomley

PTS		REB	
18	R. Harrison	11	G. McGlothan
14	G. McGlothan	6	N. Baumann
8	2 tied	6	A. Igiehon
AST		STL	
6	2 tied	2	2 tied

25-55 45.5%	FG	26-64 40.6%
5-20 25.0%	3P%	4-17 23.5%
30 (22/8)	REB (D/O)	52 (23/19)
11	TO	10


"It was (Harrison) taking advantage of the defense. They were switching a lot, so he was getting some mismatches. We needed him down the stretch." - **BRYCE DREW**

THURSDAY, DECEMBER 29 | HOME



CALIFORNIA BAPTIST

59



GRAND CANYON

73

PTS		REB	
14	J. Quintana	7	H. Goodrick
10	Ta. Armstrong	7	T. Ighefe
7	2 tied	5	Ta. Armstrong
AST		STL	
4	Ta. Armstrong	1	2 tied

PTS		REB	
16	R. Harrison	10	G. McGlothan
13	J. Blacksher Jr.	7	R. Harrison
10	2 tied	5	2 tied
AST		STL	
4	J. Baker	3	J. Blacksher Jr.

22-60 36.7%	FG	25-64 39.1%
7-24 29.2%	3P%	9-24 37.5%
38 (29/9)	REB (D/O)	46 (32/14)
12	TO	8


"Every game, there's a little bit different rhythm to our team. Today, I thought we really made strides." - **BRYCE DREW**

THURSDAY, JANUARY 5 | AWAY



SAM HOUSTON

68



GRAND CANYON

72

PTS		REB	
26	Q. Grant	10	L. Wilkerson
11	C. Huefner	5	J. May
6	2 tied	4	Q. Grant
AST		STL	
6	J. Ray	3	J. May

PTS		REB	
28	R. Harrison	13	G. McGlothan
11	N. Baumann	4	I. Carr
9	2 tied	4	C. McMillian
AST		STL	
3	R. Harrison	2	2 tied

21-53 39.6%	FG	23-51 45.1%
7-16 43.8%	3P%	6-21 28.6%
32 (21/11)	REB (D/O)	36 (27/9)
18	TO	25


"Really credit the heart of our guys and the toughness they showed in that second half and the overtime." - **BRYCE DREW**

SATURDAY, JANUARY 7 | AWAY



STEPHEN F. AUSTIN

73



GRAND CANYON

68

PTS		REB	
15	A. Cajuste	6	N. Antwi-Boasiako
11	S. Hall	5	S. Hall
10	N. Hawkins	4	R. Armbrester
AST		STL	
3	A. Cajuste	3	R. Ware

PTS		REB	
19	R. Harrison	5	C. McMillian
16	C. McMillian	4	4 tied
11	N. Baumann		
AST		STL	
5	J. Baker	2	R. Harrison

29-59 49.2%	FG	21-48 43.8%
2-9 22.2%	3P%	6-21 28.6%
32 (20/12)	REB (D/O)	30 (20/10)
9	TO	16


"There were a couple of 50-50 balls and some offensive rebounds that were basically the difference in the game. If we get those balls, we win this game." - **BRYCE DREW**

THURSDAY, JANUARY 12 | HOME



UT ARLINGTON

48



GRAND CANYON

80

PTS		REB	
11	K. Gibson	8	S. Wilson
10	S. Wilson	4	P. Castro
10	A. Cash	4	A. Cash
AST		STL	
4	K. Gibson	2	S. Wilson

PTS		REB	
19	N. Baumann	7	G. McGlothan
17	R. Harrison	6	R. Harrison
14	C. McMillian	5	2 tied
AST		STL	
4	J. Baker	2	R. Harrison

17-52 32.7%	FG	28-48 58.3%
6-14 42.9%	3P%	14-26 53.8%
31 (19/12)	REB (D/O)	36 (30/6)
16	TO	17

"It was really fun to watch in the second half. Second half, we hit those three straight 3s and, from there, our offense really took off." - **BRYCE DREW**

SATURDAY, JANUARY 14 | AWAY



CALIFORNIA BAPTIST

79



GRAND CANYON

74

PTS		REB	
18	R. Battin	7	R. Battin
15	Tr. Armstrong	7	H. Goodrick
14	H. Goodrick	4	B. Tchoukuiegnou
AST		STL	
15	Ta. Armstrong	2	2 tied

PTS		REB	
24	G. McGlothan	8	G. McGlothan
17	R. Harrison	8	A. Igiehon
13	C. McMillian	5	R. Harrison
AST		STL	
3	2 tied	1	2 tied

23-51 45.1%	FG	27-58 46.6%
12-27 44.4%	3P%	4-22 18.2%
32 (23/9)	REB (D/O)	36 (24/12)
8	TO	9

"We've got to start games much better. We can't build such a hole. We outscored them by five in the second half and played well, but we had built ourselves too deep of a hole to come out of." - **BRYCE DREW**

WEDNESDAY, JANUARY 18 | HOME



UTAH TECH

85



GRAND CANYON

89

PTS		REB		PTS		REB	
25	I. Pope	6	T. Christensen	38	R. Harrison	7	G. McGlothan
21	T. Christensen	5	J. Nicolds	15	G. McGlothan	6	R. Harrison
21	F. Staine	4	3 tied	14	J. Baker	4	C. McMillian
AST		STL		AST		STL	
4	N. Gonsalves	3	N. Gonsalves	5	J. Baker	3	A. Igiehon
27-57 47.4%		FG		28-51 54.9%			
10-20 50.0%		3P%		14-23 60.9%			
32 (19/13)		REB (D/O)		27 (20/7)			
9		TO		11			

"I can't even describe how I was feeling. I was just doing what I was doing."
- RAY HARRISON

SATURDAY, JANUARY 21 | HOME



UTAH VALLEY

76



GRAND CANYON

74

PTS		REB		PTS		REB	
25	L. Darthard	7	L. Darthard	18	R. Harrison	8	N. Baumann
19	T. Woodbury	7	T. Fuller	14	N. Baumann	8	A. Igiehon
10	T. Fuller	7	A. Bandaogo	13	G. McGlothan	7	R. Harrison
AST		STL		AST		STL	
6	T. Woodbury	2	2 tied	3	R. Harrison	2	W. Ellis
29-64 45.3%		FG		27-64 42.2%			
3-11 27.3%		3P%		6-21 28.6%			
36 (20/16)		REB (D/O)		43 (22/21)			
8		TO		13			

"We fought like crazy. We made runs. As a coach, I'm really proud of the effort and I'm really proud of the fight we had tonight." - BRYCE DREW

THURSDAY, JANUARY 26 | AWAY



ABILENE CHRISTIAN

73



GRAND CANYON

75

PTS		REB		PTS		REB	
18	A. Dibba	6	J. Pleasant	19	R. Harrison	7	Y. Ouedraogo
17	A. Simmons	5	A. Simmons	17	C. McMillian	5	G. McGlothan
12	J. Pleasant	4	2 tied	10	2 tied	5	A. Igiehon
AST		STL		AST		STL	
5	A. Simmons	4	A. Simmons	6	R. Harrison	3	C. McMillian
29-61 47.5%		FG		24-47 51.1%			
6-18 33.3%		3P%		8-17 47.1%			
29 (18/11)		REB (D/O)		34 (25/9)			
8		TO		17			

"So many close games, so many different lineup changes. I'm just really proud of how resilient they were..." - BRYCE DREW

SATURDAY, JANUARY 28 | AWAY



TARLETON

81



GRAND CANYON

62

PTS		REB		PTS		REB	
18	F. Hicks	8	F. Hicks	17	K. Knox	5	N. Baumann
15	K. Gaddy	6	L. Williams	11	R. Harrison	3	K. Knox
12	S. Bagues	3	S. Bagues	10	W. Ellis	1	7 tied
AST		STL		AST		STL	
5	S. Daniel	2	K. Gaddy	5	C. McMillian	1	4 tied
32-52 61.5%		FG		18-42 42.9%			
7-12 58.3%		3P%		10-25 40.0%			
34 (22/12)		REB (D/O)		18 (12/6)			
11		TO		11			


"This isn't what we expect in a GCU uniform. For our best players to go out and not be tough from the very opening tip." - BRYCE DREW

SATURDAY, FEBRUARY 4 | HOME



STEPHEN F. AUSTIN

83



GRAND CANYON

86

PTS		REB		PTS		REB	
17	S. Hall	7	N. Antwi-Boasiako	28	R. Harrison	12	G. McGlothan
17	A. Cajuste	6	N. Hawkins	24	C. McMillian	4	K. Knox
12	L. Jossell	5	S. Hall	9	G. McGlothan	3	3 tied
AST		STL		AST		STL	
5	A. Cajuste	4	A. Cajuste	6	R. Harrison	1	2 tied
28-58 48.3%		FG		26-52 50.0%			
6-11 54.5%		3P%		11-23 47.8%			
31 (21/10)		REB (D/O)		29 (20/9)			
12		TO		15			

"We just needed to find something to create energy off and I felt like, 'Why not me?' I feel like if I bring energy, the team will feed off that..." - CHANCE McMILLIAN

WEDNESDAY, FEBRUARY 8 | HOME



NEW MEXICO STATE

67



GRAND CANYON

78

PTS		REB		PTS		REB	
22	X. Pinson	10	D. Washington	18	R. Harrison	9	G. McGlothan
11	3 tied	5	I. Muhammad	15	N. Baumann	5	C. McMillian
		4	D. Gordon	14	G. McGlothan	4	2 tied
AST		STL		AST		STL	
5	D. Washington	1	2 tied	5	R. Harrison	2	N. Baumann
24-60 40.0%		FG		26-54 48.1%			
4-21 19.0%		3P%		9-26 34.6%			
34 (21/13)		REB (D/O)		35 (29/6)			
11		TO		12			

"It was just toughness. They're a rival to us. They're leaving the conference after this, so protect the home court." - GABE MCGLOTHAN

OUTLOOK

REVIEW

TEAM

THIS IS GCU


HISTORY

REVIEW >> GAME CAPSULES

SATURDAY, FEBRUARY 11 | AWAY



SEATTLE U
63



GRAND CANYON
58

PTS	REB
26 A. Schumacher	8 A. Schumacher
16 R. Grigsby	8 R. Grigsby
11 C. Tyson	7 P. Dawson
AST	STL
2 A. Schumacher	4 A. Schumacher

PTS	REB
13 R. Harrison	8 R. Harrison
12 C. McMillian	7 G. McGlothan
8 G. McGlothan	4 2 tied
AST	STL
7 R. Harrison	1 3 tied


20-55 36.4%	FG	22-64 34.4%
5-19 26.3%	3P%	8-24 33.3%
39 (30/9)	REB (D/O)	39 (26/13)
10	TO	12

"When your two best players go 9 for 34 on the road, it's going to be hard to win a lot of games." - **BRYCE DREW**

WEDNESDAY, FEBRUARY 15 | HOME



UT RIO GRANDE VALLEY
77



GRAND CANYON
76

PTS	REB
24 J. Johnson	12 D. Williams
22 W. Johnston	9 J. Johnson
14 A. Freeman	5 D. Zdor
AST	STL
5 J. Johnson	1 2 tied

PTS	REB
27 G. McGlothan	11 G. McGlothan
16 R. Harrison	6 R. Harrison
10 C. McMillian	5 2 tied
AST	STL
4 C. McMillian	1 4 tied


29-77 37.7%	FG	30-64 46.9%
8-22 36.4%	3P%	6-18 33.3%
48 (26/22)	REB (D/O)	41 (27/14)
7	TO	7

"The bottom line is they're just quicker to the ball. They seem to be reaching and getting it, and we were still reaching for it." - **BRYCE DREW**

FRIDAY, FEBRUARY 17 | HOME



ABILENE CHRISTIAN
84



GRAND CANYON
94

PTS	REB
20 A. Simmons	5 A. Dibba
12 D. Daniels	4 J. Pleasant
11 2 tied	4 A. Simmons
AST	STL
3 A. Simmons	2 I. Allen

PTS	REB
27 R. Harrison	8 G. McGlothan
21 C. McMillian	7 Y. Ouedraogo
20 G. McGlothan	5 R. Harrison
AST	STL
3 R. Harrison	1 R. Harrison

28-61 45.9%	FG	30-45 66.7%
5-18 27.8%	3P%	10-14 71.4%
22 (14/8)	REB (D/O)	35 (27/8)
3	TO	17

"I like the late start. I feel like I'm more awake at this time. I come alive at night." - **CHANCE McMILLIAN**

TUESDAY, FEBRUARY 21 | HOME



PARK (ARIZ.)
38



GRAND CANYON
111

PTS	REB
12 L. Ballard	7 R. Johnson III
8 D. Cobbs	5 Z. Humphrey
6 R. Johnson III	4 V. Cooke
AST	STL
2 V. Cooke	3 K. Shorts

PTS	REB
24 W. Ellis	12 A. Igiehon
14 K. Knox	9 Y. Ouedraogo
13 N. Baumann	7 L. Landers
AST	STL
7 K. Knox	3 J. Baker


15-66 22.7%	FG	36-72 50.0%
4-23 17.4%	3P%	21-38 55.3%
32 (22/10)	REB (D/O)	59 (43/16)
20	TO	12

"It's been a strength of our team, and it needs to be something we do well in games. It was nice to see us come out and shoot with so much confidence." - **BRYCE DREW**

FRIDAY, FEBRUARY 24 | HOME



SEATTLE U
65



GRAND CANYON
54

PTS	REB
22 C. Tyson	8 K. Williamson
14 B. Chatfield	7 P. Dawson
10 A. Schumacher	6 B. Chatfield
AST	STL
4 E. Udenyi	2 3 tied

PTS	REB
19 R. Harrison	10 G. McGlothan
12 G. McGlothan	8 C. McMillian
8 C. McMillian	4 2 tied
AST	STL
2 2 tied	1 3 tied


23-59 39.0%	FG	18-55 32.7%
7-22 31.8%	3P%	5-19 26.3%
41 (29/12)	REB (D/O)	36 (25/11)
10	TO	15

"We wanted to win for the seniors. The seniors were fired up. We got out there and things didn't go like we thought it was going to go." - **BRYCE DREW**

WEDNESDAY, MARCH 1 | AWAY



SOUTHERN UTAH
78



GRAND CANYON
83



PTS	REB
31 M. Fausett	8 J. Spurgin
14 T. Jones	7 M. Fausett
13 H. Butler	5 2 tied
AST	STL
4 H. Butler	1 3 tied

PTS	REB
29 R. Harrison	9 R. Harrison
16 C. McMillian	7 Y. Ouedraogo
13 G. McGlothan	5 W. Ellis
AST	STL
4 R. Harrison	2 2 tied

29-64 45.3%	FG	30-59 50.8%
9-27 33.3%	3P%	10-24 41.7%
37 (27/10)	REB (D/O)	31 (28/3)
8	TO	7



"That's all it was. We just had to be tougher, so we bit down and did what we had to do on the defensive end." - **RAY HARRISON**

FRIDAY, MARCH 3 | AWAY

 UTAH TECH		61		 GRAND CANYON		71	
PTS	REB	PTS	REB	PTS	REB	PTS	REB
16 C. Gooden	8 T. Christensen	25 R. Harrison	9 G. McGlothan	14 J. Nicolds	6 T. Edmonds	16 G. McGlothan	9 Y. Ouedraogo
13 I. Pope	4 C. Gooden	13 W. Ellis	5 R. Harrison				
AST	STL	AST	STL				
3	2 tied	3	2 tied	7	R. Harrison	2	2 tied
20-53 37.7%		FG	27-54 50.0%				
4-18 22.2%		3P%	8-23 34.8%				
32 (23/9)		REB (D/O)	39 (29/10)				
12		TO	16				



"I think we finally hit that spurt where we can get consistent with certain things we do and finding who we are." - **GABE MCGLOTHAN**

TUESDAY, MARCH 7 | WAC FIRST ROUND

 UT ARLINGTON		77		 GRAND CANYON		82	
PTS	REB	PTS	REB	PTS	REB	PTS	REB
17 K. Gibson	8 C. Weaver	30 R. Harrison	7 R. Harrison	15 M. Humphrey	7 A. Cash	18 C. McMillian	7 G. McGlothan
15 B. Talbot	3 2 tied	15 G. McGlothan	7 Y. Ouedraogo				
AST	STL	AST	STL				
4	4 tied	1	2 tied	2	2 tied	1	C. McMillian
31-62 50.0%		FG	25-48 52.1%				
5-21 23.8%		3P%	6-17 35.3%				
28 (20/8)		REB (D/O)	32 (25/7)				
7		TO	9				



"We definitely could play much better and our guys know that, but any time you can win in the postseason, you're going to take it and advance." - **BRYCE DREW**

THURSDAY, MARCH 9 | WAC QUARTERFINAL

 SEATTLE U		79		 GRAND CANYON		84	
PTS	REB	PTS	REB	PTS	REB	PTS	REB
27 C. Tyson	6 A. Schumacher	35 G. McGlothan	10 G. McGlothan	15 R. Grigsby	6 B. Chatfield	12 R. Harrison	6 N. Baumann
14 A. Schumacher	5 C. Tyson	9 2 tied	4 Y. Ouedraogo				
AST	STL	AST	STL				
4	A. Schumacher	1	4 tied	7	R. Harrison	2	C. McMillian
24-57 42.1%		FG	28-52 53.8%				
7-26 26.9%		3P%	10-26 38.5%				
32 (22/10)		REB (D/O)	30 (25/5)				
8		TO	12				



"What's so special about Gabe is, even when he has 35 and 10, it's not about Gabe. Everything he did was within the team concept, and he was doing it to help us win." - **BRYCE DREW**

FRIDAY, MARCH 10 | WAC SEMIFINAL

 SAM HOUSTON		75		 GRAND CANYON		79	
PTS	REB	PTS	REB	PTS	REB	PTS	REB
24 Q. Grant	5 K. Ezeagu	21 K. Knox	6 G. McGlothan	11 D. Powers	4 3 tied	17 C. McMillian	4 N. Baumann
11 K. Ezeagu			4 W. Ellis				
AST	STL	AST	STL				
8	Q. Grant	1	4 tied	6	R. Harrison	2	R. Harrison
25-54 46.3%		FG	25-46 54.3%				
5-19 26.3%		3P%	16-30 53.3%				
29 (29/10)		REB (D/O)	23 (21/2)				
4		TO	9				



"I'm just thinking of all the times throughout the season where we've let one go. Those lessons helped us in the end." - **NOAH BAUMANN**

WEDNESDAY, MARCH 1 | WAC FINAL

 SOUTHERN UTAH		66		 GRAND CANYON		84	
PTS	REB	PTS	REB	PTS	REB	PTS	REB
17 T. Jones	8 H. Butler	31 R. Harrison	13 Y. Ouedraogo	12 M. Fausett	7 M. Fausett	21 G. McGlothan	8 R. Harrison
11 H. Butler	4 J. Spurgin	16 N. Baumann	7 N. Baumann				
AST	STL	AST	STL				
6	D. Allen	1	4 tied	8	R. Harrison	2	R. Harrison
22-63 34.9%		FG	30-55 54.5%				
8-23 34.8%		3P%	13-20 65.0%				
30 (21/9)		REB (D/O)	41 (34/7)				
8		TO	10				

"These last two weeks have been a total joy to be with these guys. They have believed every single second of every day." - **BRYCE DREW**

FRIDAY, MARCH 17 | NCAA TOURNAMENT

 (3) GONZAGA		82		 (14) GRAND CANYON		70	
PTS	REB	PTS	REB	PTS	REB	PTS	REB
28 J. Strawther	11 A. Watson	20 R. Harrison	8 Y. Ouedraogo	21 D. Timme	10 J. Strawther	16 C. McMillian	4 C. McMillian
14 A. Watson	6 D. Timme	11 G. McGlothan	3 2 tied				
AST	STL	AST	STL				
3	2 tied	2	2 tied	4	C. McMillian	2	2 tied
30-56 53.6%		FG	28-65 43.1%				
7-15 46.7%		3P%	9-24 37.5%				
39 (29/10)		REB (D/O)	35 (18/7)				
12		TO	7				

"The experience that these guys gained in this NCAA tournament, playing against a program like Gonzaga, is only going to make us better for the future." - **BRYCE DREW**



CONFERENCE STANDINGS

RANK	SCHOOL	WAC PTS	NET	CONFERENCE		OVERALL					
				W-L	PCT	W-L	PCT	H	A	N	STRK
1	Sam Houston	6.977	65	14-4	.778	25-7	.781	12-1	10-5	3-1	L1
2	Utah Valley	6.964	74	15-3	.833	25-8	.758	13-1	10-5	2-2	L1
3	Southern Utah	3.148	113	12-6	.667	22-12	.647	13-2	5-8	4-2	L1
4	Seattle U	3.102	143	11-7	.611	20-12	.625	12-2	7-7	1-3	L1
5	Grand Canyon	2.771	104	11-7	.611	24-11	.686	14-4	5-5	5-2	W6
6	Stephen F. Austin	1.131	138	11-7	.611	19-13	.594	12-4	6-5	1-4	L3
7	Tarleton	-0.069	162	9-9	.500	17-16	.515	13-2	2-12	3-2	L1
8	California Baptist	-1.980	169	8-10	.444	17-16	.515	13-5	4-8	1-3	L1
9	Abilene Christian	-2.538	206	7-11	.389	13-17	.433	10-5	5-8	0-4	L2
10	UTRGV	-3.163	260	6-12	.333	15-17	.469	11-6	4-10	1-1	L2
11	Utah Tech	-3.519	156	5-12	.278	14-19	.424	9-5	3-13	2-1	L1
12	UT Arlington	-5.067	251	6-12	.333	11-21	.344	6-8	4-9	1-4	L3
DQ	New Mexico State		189	2-16	.111	9-15	.375	6-4	1-9	2-2	L1

AROUND THE WAC

WAC PLAYERS OF THE WEEK

	PLAYER	FRESHMAN
Nov. 14	Cameron Tyson, SU	Adante' Holiman, UTRGV
Nov. 21	Freddy Hicks, TAR	Parsa Fallah, SUU
Nov. 28	Justin Johnson, UTRGV	Kobe Knox, GCU
Dec. 5	Le'Tre Darthard, UVU	Brandon Walker, UTA
Dec. 12	Aziz Bandaogo, UVU	Parsa Fallah, SUU
Dec. 19	Justin Johnson, UTRGV	Adante' Holiman, UTRGV
Dec. 26	Trey Woodbury, UVU	Anthony Wrzeszcz, SAM
Jan. 2	Tevian Jones, SUU	<i>not named by WAC</i>
Jan. 9	Aziz Bandaogo, UVU	Chendall Weaver, UTA
Jan. 16	Riley Grigsby, SU	Kobe Knox, GCU
Jan. 23	Riley Grigsby, SU	Chendall Weaver, UTA
Jan. 30	Taran Armstrong, CBU	Leonardo Bettiol, ACU
Feb. 6	Ray Harrison, GCU	Chendall Weaver, UTA
Feb. 13	Le'Tre Darthard, UVU	Adante' Holiman, UTRGV
Feb. 20	Gabe McGlothan, GCU	Chendall Weaver, UTA
Feb. 27	Qua Grant, SAM	Kobe Knox, GCU
March 6	Ray Harrison, GCU	Adante' Holiman, UTRGV

ALL-WAC

First Team

Ray Harrison, Grand Canyon

Qua Grant, Sam Houston
Cameron Tyson, Seattle U
Tevian Jones, Southern Utah
Aziz Bandaogo, Utah Valley
Le'Tre Darthard, Utah Valley
Trey Woodbury, Utah Valley
Justin Johnson, UTRGV

Second Team

Taran Armstrong, California Baptist
Gabe McGlothan, Grand Canyon
Donte Powers, Sam Houston
Riley Grigsby, Seattle U
Maizen Fausett, Southern Utah
Sadaidriene Hall, Stephen F. Austin
Freddy Hicks, Tarleton
Cameron Gooden, Utah Tech

PAST CHAMPIONS

Year	Regular Season	Tournament
2022-23	Utah Valley	GCU
2021-22	NMSU, SFA, Seattle U	New Mexico State
2020-21	GCU , Utah Valley	GCU
2019-20	New Mexico State	none (COVID-19)
2018-19	New Mexico State	New Mexico State
2017-18	New Mexico State	New Mexico State
2016-17	CSU Bakersfield	*New Mexico State
2015-16	New Mexico State	*CSU Bakersfield
2014-15	New Mexico State	*New Mexico State
2013-14	Utah Valley	*New Mexico State

* GCU not eligible for tournament participation

CONFERENCE LEADERBOARDS

Scoring

Player	G	FG	3FG	FT	Pts	AVG
1. Johnson, Justin - UTRGV	31	207	30	186	630	20.32
2. Tyson, Cameron - SU	30	177	97	108	559	18.63
3. Harrison, Ray - GCU	36	206	50	178	640	17.78
4. Jones, Tevian - SUU	36	193	85	168	639	17.75
5. Gooden, Cameron - UTTECH	28	154	55	112	475	16.96
6. Johnston, Will - UTRGV	31	134	74	108	450	14.52
7. Grant, Qua - SHSU	34	176	55	75	482	14.18
8. Harmon, Justin - UVU	37	192	36	97	517	13.97
9. Woodbury, Trey - UVU	37	188	67	67	510	13.78
10. Darthard, Le'Tre - UVU	37	152	69	136	509	13.76
11. Grigsby, Riley - SU	28	143	44	48	378	13.50
12. Pinson, Xavier - NMSU	24	101	46	72	320	13.33
13. Pope, Isaiah - UTTECH	33	130	51	121	432	13.09
14. Hall, Sadaidriene - SFA	30	165	4	58	392	13.07
15. McGlothan, Gabe - GCU	36	169	37	85	460	12.78
16. Fausett, Maizen - SUU	37	158	43	85	444	12.00
17. Schumacher, Alex - SU	32	126	29	102	383	11.97
18. Washington, Deshawndre - NMSU	24	104	17	60	285	11.88
19. Jossell, Latrell - SFA	28	107	70	46	330	11.79
20. Bandaogo, Aziz - UVU	37	162	5	98	427	11.54

Rebounding

Player	G	Off	Def	Total	AVG
1. Bandaogo, Aziz - UVU	37	103	280	383	10.35
2. Wilson, Shemar - UTA	24	87	101	188	7.83
3. McGlothan, Gabe - GCU	36	86	188	274	7.61
4. Christensen, Tanner - UTTECH	32	63	160	223	6.97
5. Washington, Deshawndre - NMSU	24	25	141	166	6.92
6. Butler, Harrison - SUU	37	29	223	252	6.81
7. Hall, Sadaidriene - SFA	30	69	134	203	6.77
8. Fausett, Maizen - SUU	37	88	161	249	6.73
9. Goodrick, Hunter - CBU	32	62	147	209	6.53
10. Williams, Daylen - UTRGV	32	54	148	202	6.31
11. Spurgin, Jason - SUU	37	91	132	223	6.03
12. Woodbury, Trey - UVU	37	14	205	219	5.92
13. Ouedraogo, Yvan - GCU	28	59	105	164	5.86
14. Freeman, Ahren - UTRGV	28	44	116	160	5.71
15. Battin, Riley - CBU	33	69	116	185	5.61
16. Grigsby, Riley - SU	28	30	120	150	5.36
17. Gordon, Dajuan - NMSU	23	34	84	118	5.13
18. Johnson, Justin - UTRGV	31	20	137	157	5.06
Chatfield, Brandon - SU	31	67	90	157	5.06
20. Fuller, Tim - UVU	37	85	100	185	5.00

Field Goal Percentage (Minimum 5 FGM/G average)

Player	G	FGM	FGA	Pct.
1. Hall, Sadaidriene - SFA	30	165	278	.594
2. Gooden, Cameron - UTTECH	28	154	320	.481
3. Woodbury, Trey - UVU	37	188	415	.453
4. Harmon, Justin - UVU	37	192	424	.453
5. Harrison, Ray - GCU	36	206	466	.442
6. Johnson, Justin - UTRGV	31	207	469	.441
7. Grant, Qua - SHSU	34	176	408	.431
8. Grigsby, Riley - SU	28	143	341	.419
9. Jones, Tevian - SUU	36	193	474	.407
10. Tyson, Cameron - SU	30	177	464	.381

Assists

Player	G	No.	AVG
1. Armstrong, Taran - CBU	33	164	4.97
2. Woodbury, Trey - UVU	37	174	4.70
3. Pinson, Xavier - NMSU	24	108	4.50
4. Cajuste, AJ - SFA	32	139	4.34
5. Grant, Qua - SHSU	34	138	4.06
6. Gibson, Kyron - UTA	31	120	3.87
7. Washington, Deshawndre - NMSU	24	92	3.83
8. Daniels, Damien - ACU	30	111	3.70
9. Allen, Drake - SUU	37	136	3.68
10. Johnston, Will - UTRGV	31	112	3.61
11. Harrison, Ray - GCU	36	128	3.56
12. Gooden, Cameron - UTTECH	28	95	3.39
13. Holiman, Adante' - UTRGV	24	73	3.04
14. Johnson, Justin - UTRGV	31	93	3.00
15. Daniel, Shakur - TSU	33	97	2.94

MEET

THE

LOPES





NUMERICAL ROSTER

#	NAME	POS	HT	WT	YR	HOMETOWN	HIGH SCHOOL / PREP SCHOOL	PREVIOUS COLLEGE(S)	PRONUNCIATION
0	Ray Harrison	G	6-4	195	Jr.	Greenville, S.C.	Legacy Early College	Presbyterian ('20-22)	
1	Derrick Michael Xzavierro	F	6-10	235	R-Fr.	Jakarta, Indonesia	NBA Global Academy		ex-ZAH-vee-air-oh
2	Sydney Curry	F	6-8	270	Sr.	Fort Wayne, Ind.	Northrop / John A. Logan	John A. Logan ('19-21) / Louisville ('21-23)	
5	Lök Wur	F	6-9	210	Sr.	North Omaha, Neb.	Papillion La Vista South	Oregon ('20-23)	LUKE WAR
6	Malcolm Flaggs	G	6-6	200	R-Fr.	Chandler, Ariz.	Hillcrest Prep	Arizona State ('22-23)	
7	Tyon Grant-Foster	G	6-7	210	Sr.	Kansas City, Kan.	Schlagle	Indian Hills ('18-20) / Kansas ('20-21) / DePaul ('21-22)	
8	Collin Moore	G	6-4	205	Jr.	North Little Rock, Ark.	Sunrise Christian Academy	Georgia State ('21-23)	
10	Jovan Blacksher Jr.	G	5-11	165	Sr.	Oakland, Calif.	Shadow Mountain HS		
11	Caleb Shaw	G	6-5	205	So.	Phoenix, Ariz.	Valley Christian HS	Northern Colorado ('22-23)	
12	Marquese Josephs	G	6-1	?	Fr.	Toronto, Canada	Dream City Christian School		
21	Noah Amenhauser	C	7-0	250	Fr.	Goodyear, Ariz.	Estrella Foothills HS		AY-min-how-zer
22	Josh Baker	G	6-4	185	Sr.	Phoenix, Ariz.	McClintock HS	Hutchinson ('19-21) / UNLV ('21-22)	
24	Duke Brennan	F	6-10	250	So.	Gilbert, Ariz.	Hillcrest Prep	Arizona State ('22-23)	
30	Gabe McGlothan	F	6-7	235	R-Sr.	Gilbert, Ariz.	Basha HS	Southeast Missouri State ('18-19)	mi-GLAWTH-inn
33	Isaiah Shaw	G	6-8	205	R-Fr.	Rome, Italy	Davidson Academy		

COACHING STAFF

Head coach	Bryce Drew / <i>Valparaiso (1998) / 4th season</i>
Assistant coach	Jamall Walker / <i>Illinois (1999) / 4th season</i>
Assistant coach	Ed Schilling / <i>Miami (Ohio) (1988) / 4th season</i>
Assistant coach	Casey Shaw / <i>Toledo (1998) / 4th season</i>
Assistant coach	Marc Rodgers / <i>Central Washington (2018) / 1st season</i>
Assistant coach	Jake Lindsey / <i>Baylor (2018) / 2nd season</i>

SUPPORT STAFF

Chief of staff	Peyton Prudhomme / <i>Texas Wesleyan / 4th season</i>
Graduate assistant	Trey Miles / <i>Grand Canyon / 1st season</i>
Strength & conditioning coach	Jordan Jackson / <i>CSU Northridge / 4th season</i>
Athletic trainer	Chris Elliott / <i>Trevecca Nazarene / 2nd season</i>



0

RAY
HARRISON

G • 6-4 • 195 • Jr.
Greenville, S.C.



1

DERRICK MICHAEL
XZAVIERRO

F • 6-10 • 235 • R-Fr.
Jakarta, Indonesia



2

SYDNEY
CURRY

F • 6-8 • 270 • Sr.
Fort Wayne, Ind.



5

LÖK
WUR

F • 6-9 • 210 • Sr.
North Omaha, Neb.



6

MALCOLM
FLAGGS

G • 6-6 • 200 • R-Fr.
Tuba City, Ariz.



7

TYON
GRANT-FOSTER

G • 6-7 • 210 • Sr.
Kansas City, Kan.



8

COLLIN
MOORE

G • 6-4 • 205 • Jr.
North Little Rock, Ark.



10

JOVAN
BLACKSHER JR.

G • 5-11 • 165 • Sr.
Oakland, Calif.



11

CALEB
SHAW

G • 6-5 • 205 • So.
Phoenix, Ariz.



12

MARQUESE
JOSEPHS

G • 6-1 • 190 • Fr.
Toronto, Ontario, Canada



21

NOAH
AMENHAUSER

C • 7-0 • 250 • Fr.
Goodyear, Ariz.



22

JOSH
BAKER

G • 6-4 • 185 • Sr.
Phoenix, Ariz.



24

DUKE
BRENNAN

F • 6-10 • 250 • So.
Chandler, Ariz.



30

GABE
McGLOTHAN

F • 6-7 • 235 • R-Sr.
Gilbert, Ariz.



33

ISAIAH
SHAW

G • 6-8 • 205 • R-Fr.
Rome, Italy

COACHING STAFF



BRYCE
DREW

Head coach
4th season



JAMALL
WALKER

Assistant coach
4th season



ED
SCHILLING

Assistant coach
4th season



CASEY
SHAW

Assistant coach
4th season



MARC
RODGERS

Assistant coach
1st season



JAKE
LINDSEY

Assistant coach
2nd season

THE LOPES ➤ HEAD COACH BRYCE DREW



COLLEGE COACHING RECORD

Year	School	Record
2011-12	Valparaiso	22-12
2012-13	Valparaiso	26-8
2013-14	Valparaiso	18-16
2014-15	Valparaiso	28-6
2015-16	Valparaiso	30-7
2016-17	Vanderbilt	19-16
2017-18	Vanderbilt	12-20
2018-19	Vanderbilt	9-23
2020-21	Grand Canyon	17-7
2021-22	Grand Canyon	23-8
2022-23	Grand Canyon	24-12
2023-24	Grand Canyon	--
		228-135 (.628)

BY THE NUMBERS

5 NCAA TOURNAMENTS

228 HEAD COACHING VICTORIES

.628 WIN PERCENTAGE

9 CONFERENCE CHAMPIONSHIPS

6 NBA SEASONS

243 CAREER NBA GAMES

1,081 CAREER NBA POINTS

Bryce Drew is in his fourth season as Grand Canyon's men's basketball head coach in 2023-24 after being named the 14th head coach in program history prior to the 2020-21 campaign.

Drew has taken all three programs he's been the head coach of to the NCAA Tournament, including two visits with his Lopes teams in three seasons leading the program.

Drew wasted no time getting acclimated to GCU, leading the Lopes to their first appearance in the D-I NCAA tournament in his inaugural season. GCU won its first WAC regular-season title and its first WAC tournament title, advancing to March Madness for a date with No. 2 seeded Iowa. The Lopes went 17-7 overall and 9-3 in conference play amid a season plagued by the coronavirus pandemic. In a span of 12 months, Drew recruited new players (including WAC Newcomer of the Year Asbjørn Midtgaard), established a new culture and program identity and won a pair of WAC titles, all while facing various levels of practice restrictions and testing requirements due to COVID-19. On the regular season's final day, GCU defeated Utah Valley to win its first regular-season title and claim the top seed in the conference's tournament. GCU had a dominant run in the 2021 WAC tournament, defeating Seattle U and New Mexico State by a combined 52 points.

The Lopes were dancing again two years later. As the conference's No. 5 seed in the 2023 WAC Tournament, GCU made a tear through the bracket by winning four games in four days to return to March Madness. After tight wins over UT Arlington, Seattle U and Sam Houston, the Lopes defeated Southern Utah by 18 in the championship game to become the conference's lowest-seeded team to win the tournament since 2001. As a No. 14 seed, GCU was paired up against Gonzaga in Denver. The Lopes held leads as large as seven points and continued to lead under the two minute mark of the first half but fell by 12 to the Bulldogs.

GCU's best season in the NET rankings came in Drew's second season and, quizzically, his only year not to reach the NCAA Tournament. Drew and his staff were charged with replacing GCU's two leading scorers heading into 2022-23. Behind the development of Jovan Blacksher Jr. and the addition of Holland Woods II, the Lopes posted a 92 NET with a 23-8 mark. GCU's best win by metrics in its D-I program history came on Dec. 18 in the Colangelo Classic as GCU topped previously undefeated San Francisco.

Prior to GCU, Drew has had successful head coaching stops at his alma mater, Valparaiso, and at Vanderbilt, where he qualified for his third NCAA tournament visit as a head coach in 2017. Drew came to GCU with a career coaching record of 164-108 (.603), including a program-record season of 30 wins in his final year at Valparaiso.

Drew averaged 25 wins per season at Valparaiso and won the Horizon League regular-season championship four times during his five-year tenure (2011-16). He led the Crusaders to their first NCAA tournament berth in nine years with 2013 and 2015 visits.

Drew moved to Vanderbilt to take on the SEC challenge in 2016 and coached his first Commodores team to five wins against top-25 teams and an NCAA Tournament berth. He came to the Phoenix area to land his first Vanderbilt recruit, Saben Lee, who starred in the 2019-20 season with 18.6 points and 4.2 assists per game.

In 2017, Drew assembled the greatest recruiting class in Vanderbilt

history when he signed two five-star prospects. One of those players, Darius Garland, played only five games that season but was still drafted fifth overall by the Cleveland Cavaliers in the 2019 NBA Draft.

In 2019-20, Drew worked as an ESPN studio and game analyst, visited college and pro coaches and spent time with his wife, Tara, and 5-year-old son, Bryson. Drew's Christian faith has been embedded in his life, as a Fellowship of Christian Athletes member, Athletes in Action player and a coach at faith-based universities.

Drew played six NBA seasons after being drafted 16th overall by the Houston Rockets in 1998, where he started 41 games in 2000-01. In 1999, the NBA awarded him with the Henry P. Iba Citizen Athlete Award for sportsmanship.

The 6-foot-3 point guard, who also played for the Chicago Bulls and New Orleans Hornets, was known for his perimeter shot (37% 3-point shooting) but he is most famous for "The Shot" he made in the 1998 NCAA tournament to lead the No. 13 seeded Valparaiso Crusaders over No. 4 seeded Ole Miss.

Valparaiso kept the Cinderella slipper for another round, beating Florida State in overtime to become the program's first Sweet 16 team. Drew finished with two Mid-Continent Conference Player of the Year awards and a school-record 2,142 points. He averaged 17.7 points and 5.2 assists for his career, which ended with All-America third-team honors. His No. 24 was retired at the northwest Indiana campus.

Drew comes from a basketball family and played for his dad Homer at Valparaiso. His brother Scott began his coaching career at Valparaiso in 2002 and has since turned the Baylor basketball program around with a 379-222 record in 18 seasons and a 2021 national championship. Drew's sister Dana was a Mid-American Conference Player of the Year at Toledo.

Drew and his wife, Tara, have one child: Bryson.

Happy to see @BryceDrewCoach get the @GCU_MBB job!

DICK VITALE, ESPN ANALYST

This might turn into the best hire of the off-season. Bryce Drew is an excellent coach, evaluator and recruiter. Hard to find a nicer person.

PAUL BIANCARDI, ESPN ANALYST

Bryce Drew is your head coach at Grand Canyon. Happy to see him get another shot, and with their resources and facilities, GCU is a mid-major sleeping giant. Guy could do BIG things at that school.

AARON TORRES, FOX SPORTS



DREW'S PRO CAREER

CAREER HIGHLIGHTS

- 1998 NBA DRAFT
16TH OVERALL PICK
- 243 GAMES / 46 STARTS
- 37.1% 3-POINT SHOOTER
- 6.3 POINTS PER GAME WITH CHICAGO BULLS IN 2000-01
- FEB. 5, 1999 NBA DEBUT
- 83.0% CAREER FT SHOOTER

DREW'S NBA CAREER

1998 2000		HOUSTON ROCKETS
2000 2001		CHICAGO BULLS
2001 2004		CHARLOTTE / NEW ORLEANS HORNETS



DREW'S NBA STATS

Year	Team	G	GS	MP	FG	FGA	FG%	3P	3PA	3P%	FT	FTA	FT%	ORB	DRB	REB	AST	STL	BLK	TOV	PF	PTS
1998-99	Houston Rockets	34	0	441	47	129	.364	16	49	.327	8	8	1.000	3	29	32	52	12	4	31	61	118
1999-00	Houston Rockets	72	5	1,293	158	413	.383	59	163	.362	45	53	.849	23	80	103	162	41	1	66	79	420
2000-01	Chicago Bulls	48	41	1,305	124	327	.379	40	105	.381	14	19	.737	12	57	69	185	32	3	68	99	302
2001-02	Charlotte Hornets	61	0	774	78	182	.429	31	73	.425	23	29	.793	14	58	72	101	32	2	33	49	210
2002-03	New Orleans Hornets	13	0	79	8	27	.296	3	7	.429	0	0	--	4	9	13	11	2	0	3	2	19
2003-04	New Orleans Hornets	15	0	78	4	18	.222	1	7	.143	3	3	1.000	0	6	6	13	4	0	8	1	12
Career		243	46	3,970	419	1,096	.382	150	404	.371	93	112	.830	56	239	295	524	123	10	209	291	1,081

DREW'S COLLEGE STATS

Year	Team	G	MP	FG	FGA	FG%	3P	3PA	3P%	FT	FTA	FT%	REB	AST	STL	BLK	TOV	PF	PTS
1994-95	Valparaiso	27	943	117	267	.438	78	170	.459	49	65	.754	64	162	37	3	71	59	361
1995-96	Valparaiso	32	1,136	178	401	.444	92	231	.398	103	119	.866	92	164	46	1	88	74	551
1996-97	Valparaiso	31	1,078	193	419	.461	100	219	.457	131	149	.879	94	145	50	4	77	71	617
1997-98	Valparaiso	31	--	208	462	.450	94	217	.433	103	130	.792	130	155	53	2	--	--	613
Career		121		696	1,549	.449	364	837	.435	386	463	.834	380	626	186	10	236	204	2,142

OUTLOOK

REVIEW

TEAM

THIS IS GCU

HISTORY


The Shot

*To Drew...
for the win...*

GOOD!

HE DID IT!

Bryce Drew did it!



Bryce Drew has lived nearly as many days since “The Shot” as before it but the perpetuity of his buzzer-beating NCAA tournament game-winner never stops blowing up his phone every March.

The new Grand Canyon head coach takes helm of the Lopes in hopes of guiding them to their Big Dance, a March Madness that is synonymous with the “The Shot” that Drew made for a Valparaiso upset win in March of 1998.

For the 22nd year, Drew relishes reliving the iconic moment along with the rest of the college basketball world.

Bryce and Homer Crew “It was such a blessing to have it all unfold how it did,” Drew said. “It’s such a fond memory that if I can use it as a platform to inspire/encourage others, I’m excited about that.”

Drew was playing his senior season at Valparaiso, which was coached by his father, Hall of Fame legend Homer, and had his older brother, now-Baylor head coach Scott, as an assistant coach.

The Crusaders reached the NCAA tournament during Drew’s sophomore and junior seasons and lost in the first round each time but he was one of six seniors who envisioned more for the 1997-98 team. With Drew suffering an early-season leg injury, Valparaiso hobbled to a 9-8 record but won its next 11 games and captured the Mid-Continent (now Summit) Conference Tournament title and a NCAA bid.

Valparaiso earned a No. 13 seed and was matched up with Midwest Regional No. 4 seed, Mississippi, which was ranked 10th nationally with a 22-5 record. The Crusaders had a rough preparation week with a blizzard hitting campus and Drew sitting out practices for a hamstring injury but they liked the 11 a.m. tip time in Oklahoma City, figuring they were more accustomed to odd start times.


Drew was in hot tub at 6 a.m. on game day to loosen the hamstring, not knowing he would need one last sprint and jump in the game’s 40th minute.

“The Shot” would not have been as dramatic if Drew had made it with five seconds remaining. With Mississippi leading 69-67, Drew missed a wide-open 3 from the left wing and Valparaiso had to foul SEC Player of the Year Anyu Sesay with 4.1 seconds to go.

Drew walked toward the other free-throw line deep in thought.

“One point of view could’ve been I just missed the last shot of my career, a wide-open shot, that could’ve won us the game, but there was a really a peace about the next play,” Drew said.

“The whole thing was a blur from that point on to until I got up off the floor after we were celebrating



the victory.”

Fortunately, the next few moments have been replayed thousands of times for his recollection, including one YouTube video with 348,000 views.

Sesay, a 74% free throw shooter, missed the first free throw and Valparaiso called time out to set up a play. That play went out the window when Sesay also missed the second free throw with the rebound caroming out of bounds (arguably off a Crusader) to change the amount of time and inbound point for Valpo.

Out of time outs, some Crusaders players began yelling out “Pacer,” a play borrowed from the Indiana Pacers that Valpo practiced often and used once in a game ... without the ball getting to the shooter.

Jamie Sykes was the baseline corner inbounder at 5 feet 11 but with a big arm as an outfielder who was drafted by the Arizona Diamondbacks in the 11th round in 1997. He pump-faked the defender into the air and then threw a three-quarter court pass to Bill Jenkins, a former volleyball standout with a 40-inch vertical leap.

Jenkins outleaped two Rebels, caught and delivered a touch pass in the air to Drew, who had darted toward the inbounder to get a step ahead of his defender streaking down the right sideline. Drew caught and fired a leaning 23-foot shot that he and his father, standing behind him with arms folded, thought was going to land short.

“A miracle! An absolute miracle!” CBS play-by-play announcer Ted Robinson screamed upon Drew making the shot at the buzzer for a 70-69 upset win.

Drew turned and dived onto the floor at the 3-point line, where the player dogpile ensued.

“Thank you Jesus!” Drew screamed from beneath it.

The team returned to its accommodations at an Oklahoma City Holiday Inn and marveled that its highlights were on ESPN throughout the night, not knowing “The Shot” would be replayed for basketball eternity.

“I didn’t even know I dived on the floor until I saw the video,” Drew said this week. “It’s pretty amazing. It just shows that you go from being a goat to a hero in four seconds. If they make the free throws and we lose, the lasting impression for my college career is a missed wide-open 3-pointer. Oh my goodness, for all the hours that I practiced that shot too.”

The game was the last one at Mississippi for Rob Evans, who became Arizona State’s coach. Valparaiso used the momentum of its first NCAA tournament victory to win again in the second round, defeating Florida State in overtime to become America’s Cinderella Sweet 16 team. The joyride ended with Drew scoring 18 in a 74-68 loss to Rhode Island.

Heart issue grew Drew faith

Teenage operations
put God at center for
GCU head coach



Bryce Drew did not choose to attend church when he was a boy. That was just what the family did.

His parents, Homer and Janet, led the family's faith and their three children happily followed.

But Drew chose his walk upon being diagnosed with tachycardia, a type of arrhythmia with accelerated heartbeat, in eighth grade.

That spring, college basketball star Hank Gathers, also was afflicted with tachycardia, collapsed and died during a Loyola Marymount game. The Drews were fearful of heart procedures that were new at the time and elected for Drew to take medication.

The medicine left Drew constantly fatigued, even as the rapid pulse rate and shortness of breath continued into his high school freshman year in Valparaiso, Indiana, where his father was a College Basketball Hall of Fame coach.

"All I wanted to do was play college basketball," the new Grand Canyon men's basketball head coach said.

With Drew's heartbeat topping out at 250 beats per minute, the Valparaiso High freshman underwent the first of three surgeries over a span of eight months.

"The biggest impact was when I was laying on the operating table having a heart surgery," Drew said. "The doctor said I could come out and have a pacemaker and not be able to play sports competitively again. I also could not have even come out because it was such a new procedure."

On the operating table, his mother gave him a Bible verse, Psalm 46:10, which reads, "Be still and know that I am God."

"I remember saying that verse to myself and thinking, 'I really don't have any control of this. I don't know what's going to happen with my life,'" Drew said.

"Pretty much at that point is when I gave my life to Christ. I believe in this and this is my faith. That was the starting point. It's a journey with ups and downs. That's the great thing

about God. He's a redeeming God and can give you grace."

Drew returned several months later for another surgery. With multiple arrhythmias, the strongest one only shows. After a Tuesday surgery, he was playing 3-on-3 backyard basketball when another arrhythmia surfaced in his atrium, but at a less threatening pace of 150 beats per minute.

Since that third and final surgery, he has needed to visit his heart surgeon once.

Drew went on to a legendary playing career for his father's team at Valparaiso, became a two-time Mid-Continent Conference Player of the Year, made the All-America third team and played six NBA seasons after being a first-round draft pick.

"When I'd go to play in the gym or go to work out, there was a thankfulness to be able to do those things," Drew said. "Before, you go play and you think everybody gets to do it. There was a lot more gratitude in my life and thankfulness to be able to do the things that I could do after that."

Drew became involved in Fellowship of Christian Athletes and an abstinence club during his collegiate playing career and later played for Athletes in Action, an international ministry through games.

He looked up to former NBA All-Star Mark Price for his openness with faith and followed suit, putting God at the center of the teams he coached at faith-based universities Valparaiso and Vanderbilt. His teams prayed before practices and held chapel before games, often offering his favorite Bible verse, Colossians 3:23, to help his players endure the highs and low of a season.

"Do your work for God, not for me."





Drew recruits on honesty

**GCU coach's recruiting
succeeded at
Valpo, Vandy**

Bryce Drew recruited championship teams to Valparaiso, a private university of 4,500 students in a small Indiana town.

He recruited nationally ranked classes to Vanderbilt, a private university in downtown Nashville with extremely high academic standards.

As he begins recruiting work at the helm of Grand Canyon basketball, Drew embraces the process of showing prospects his high-amenity, mid-major program in Phoenix.

"It's building relationships," Drew said of recruiting. "The players are attracted to the university and what it stands for, but also the coaches' personality and if they feel they can thrive in that environment. One of the biggest things we talk about as a staff is honesty. We don't want anyone come to our school and have them feel like their expectations weren't fulfilled. We try to be extremely honest."

Drew's methodology worked as a Valparaiso associate head coach for his father, Homer, an acclaimed recruiter who brought the Crusaders to notoriety. When Drew became head coach at Valpo, his recruiting work produced four regular-season Horizon League champions in five years. That talent evaluation included targeting Alec Peters, who was not rated as a Washington (Ill.) High School player but became a NBA second-round pick and 2017-18 player for the Phoenix Suns.

Upon moving to a Power 5 head coaching job at Vanderbilt, Drew immediately landed a top-50 class nationally even though he began the recruiting process on players after their junior years. His first commitment came within two months in the Phoenix area, where Tempe Corona del Sol's Saben Lee chose Vanderbilt and was this season's top Vanderbilt scorer.

A year later, Drew landed the highest-rated recruiting class in Commodores history with five-star recruits Darius Garland and Simi Shittu. Garland, an Indiana native who attended Drew basketball camps as a boy, had his college career cut to five games by a knee injury but still was drafted fifth overall by the Cleveland Cavaliers last year.

The third player in Drew's 2018 recruiting class, guard Aaron Nesmith, is projected to be a first-round pick in this year's NBA Draft.



"This might turn into the best hire of the offseason," ESP National Recruiting Director Paul Bancardi tweeted upon Drew's hiring at GCU. "Bryce Drew is an excellent coach, evaluator & recruiter. hard to find a nicer person."

Drew's recruiting process changes with rules and culture. Staying relevant with teenagers meant adapting from mail to texting to FaceTime.



"With parents, it's more of a life talk," Drew said. "Basketball is just part of this piece. We want them to have their character grow. We want them to leave here and be Godly men and be great husbands who are equipped for the world while having a great basketball experience. It's not just about the basketball experience but the things that will help them the rest of their lives. We really dig deep to try to impact their lives and help them grow."

Establishing a family atmosphere has proven attractive to international players, whose parents want that for children who are overseas for months. His older brother, Scott, now leads a top program at Baylor but was at the forefront of European recruiting as a Valparaiso assistant in the 1990s. Bryce established overseas ties while playing professionally in Spain after a six-year NBA career.

Recruiting relationships continue on campus, where Drew's recruiting promise for off-court development is followed up by bringing in speakers, holding team chapels, team-building activities and community work.

"If we can get the recruits on campus, that will be a big selling point," Drew said. "If they can see the facilities, meet the people on campus and see the vision, that would be a big draw. Every kid growing up envisions playing in front of people who are screaming and yelling and cheering for them, to be able to have a college experience with 7,000 people screaming on your behalf is something you'll take with you for the rest of your life. The Havocs are a big part of drawing recruits to campus."



JAMALL WALKER

ASSISTANT COACH

4TH SEASON

SAINT LOUIS (2000)



Jamall Walker is in his fourth season as an assistant coach with the Grand Canyon men's basketball program for the 2023-24 season.

Walker is a part of a Lopes coaching staff that has remained fully intact since being brought aboard for Bryce Drew's first season as head coach in 2020-21. In that three-year span, the Lopes have made two NCAA Tournament appearances by winning the 2021 and 2023 WAC Tournaments.

In his first season with the Lopes, Walker helped lead GCU to its first WAC regular-season championship, first WAC tournament championship and first trip to the NCAA tournament. Walker and the Lopes coaching staff inherited a 13-17 squad and went 17-7.

The Lopes staff was charged with replacing GCU's two leading scorers heading into their second season. Behind the development of Jovan Blacksher Jr. and the addition of Holland Woods II, the

Lopes posted a 92 NET for the top mark in program history with a 23-8 mark in 2021-22. GCU's best win by metrics in its D-I program history came on Dec. 18 in the Colangelo Classic as GCU topped previously undefeated San Francisco.

In 2022-23, GCU made an improbable run through the 2023 WAC Tournament by winning four games in four days as the No. 5 seed to become the lowest seeded team to win the WAC Tournament since 2001. The Lopes made their second ever NCAA Tournament appearance and were paired up against Gonzaga.

Prior to GCU, Walker was a member of the staff at Illinois, where he spent the last eight seasons under head coaches John Groce and Brad Underwood. During the transition from Groce to Underwood, Walker served as the Illini interim head coach for the 2017 National Invitational Tournament, picking up a pair of wins on the home floor over Valparaiso and Boise State to advance Illinois to the quarterfinals.

Called a "future college head coach" by Underwood, Walker most recently served as an assistant to the head coach and defensive coordinator. Illinois went 21-10 in 2019-20 and was a projected NCAA tournament team.

"I am so excited to be joining Bryce Drew's staff and the GCU community," Walker said at the time of his hiring. "Coach Drew is committed to not only developing great basketball players but also helping them to strengthen in their faith and grow into young leaders. These are core values that I strongly believe in. I look forward to building a program with him and the rest of the staff."

Illinois recorded 15 top-25 wins during Walker's tenure in Champaign including top-10 victories over No. 10 Gonzaga, No. 8 Ohio State, No. 1 Indiana (2012-13), No. 9 Michigan State (2018-19), No. 5 Michigan and No. 9 Penn State (2019-20).

Walker joined the Illinois staff and helped lead the program to a pair of 20-win seasons in the first two years. Walker and the Illini staff built a top-25 defense in 2013-14, limiting opponents to 62.2 points per game. In 2014-15, the Illini were the nation's best free-throw shooting team at 79.4%. Illinois ranked fifth nationally in turnovers forced in 2017-18. In his final year in Champaign in 2019-20, Walker and the Illini were one of the nation's top rebounding teams, ranking 11th with a +7.5 rebounding margin.

Prior to his stint in Champaign, Walker was an assistant coach at Ball State for two seasons and Ohio for three seasons. He also has an Arizona connection after spending a year as the director of basketball operations for Sean Miller at Arizona.

Walker spent the 2008-09 season at Ohio before leaving to join the staff at Arizona for a year before returning to Ohio for two years. In his final year with the Bobcats, Walker helped lead the team to a program-best 29-8 record and a trip to the Sweet 16 after NCAA Tournament wins over Michigan and South Florida. Ohio's season came to a close with an eight-point defeat at the hands of North Carolina. The Bobcats had a suffocating defense that ranked third in steals and fifth in turnover margin.

Walker's first four years on a D-I bench came at three different places in Ball State, St. Louis and Murray State.

Walker was a four-year guard at St. Louis, leading the Billikens to an NCAA tournament appearance in 1998. He racked up 350 career assists, a top-10 mark in St. Louis history.

"Jamall brings many years of Big Ten experience with him to GCU," Drew said. "Through his years as a player and coach, he has developed a great feel for the defensive end of the court. Recruiting has always been one of his strengths as he has signed many high-level players in the last few years."

ROAD TO GCU

1995 1999		SAINT LOUIS Student-Athlete
2000 2001		ALTON (IL) HS Assistant Coach
2001 2002		SCHLAGLE (KS) HS Assistant Coach
2002 2004		REDLANDS (OK) CC Asst. Coach / Recruiting Coord.
2004 2006		BALL STATE Asst. Coach / Recruiting Coord.
2006 2007		ST. LOUIS Assistant Coach
2007 2008		MURRAY STATE Assistant Coach
2008 2009		OHIO Assistant Coach
2009 2010		ARIZONA Dir. of Basketball Operations
2010 2012		OHIO Assistant Coach
2012 2020		ILLINOIS Assistant Coach





ED SCHILLING

ASSISTANT COACH
4TH SEASON
MIAMI (OHIO) (1988)



Ed Schilling is in his fourth season as an assistant coach with the Grand Canyon men's basketball program for the 2023-24 season.

Schilling is a part of a Lopes coaching staff that has remained fully intact since being brought aboard for Bryce Drew's first season as head coach in 2020-21. In that three-year span, the Lopes have made two NCAA Tournament appearances by winning the 2021 and 2023 WAC Tournaments.

In his first season with the Lopes, Schilling helped lead GCU to its first WAC regular-season championship, first WAC tournament championship and first trip to the NCAA tournament. Schilling and the Lopes coaching staff inherited a 13-17 squad and went 17-7 in 2020-21.

The Lopes staff was charged with replacing GCU's two leading scorers heading into their second season. Behind the development of Jovan Blacksher Jr. and the addition of Holland Woods II, the Lopes posted a 92 NET for the top mark in program history with a 23-8 mark in 2021-22. GCU's best win by metrics in its D-I program history came on Dec. 18 in the Colangelo Classic as GCU topped previously undefeated San Francisco.

In 2022-23, GCU made an improbable run through the 2023 WAC Tournament by winning four games in four days as the No. 5 seed to become the lowest seeded team to win the WAC Tournament since 2001. The Lopes made their second ever NCAA Tournament appearance and were paired up against Gonzaga.

Schilling arrived at GCU in the summer of 2020 by way of UCLA and Indiana. He was on the Hoosiers' staff for the first two seasons of the Archie Miller era, helping lead Indiana to an appearance in the NIT quarterfinals in the second year. He was a key part of the Hoosiers' recruiting efforts which resulted in a 2018 class that was ranked in the national top 10 with future NBA draft pick Romeo Langford.

Schilling worked alongside Steve Alford for the first four years of Alford's tenure at UCLA, a stretch when the Bruins went 96-45 (.681) and made three Sweet Sixteen appearances. During his time in Westwood, the Bruins sent nine players to the NBA, including Zach LaVine, Lonzo Ball, Kyle Anderson, Norman Powell and Kevon Looney.

"To join Coach Drew at GCU is a tremendous opportunity," Schilling said at the time of his hiring. "His experience in playing and coaching in the NCAA tournament is fantastic. But even more exciting to me is the character that he possesses. His ability to relate to his players and sincerely care about them is second to none."

A Lebanon, Indiana, native, Schilling has spent 15 seasons on a Division I bench with a six-year stint as Wright State head coach. He teamed with John Calipari for four seasons at three stops: UMass, the New Jersey Nets and Memphis. His first collegiate coaching season resulted in UMass posting a 35-2 record and making a Final Four appearance. Schilling went from a high school coach to a UMass assistant to the bench of an NBA team in a span of 310 days, becoming the youngest assistant in the NBA at the time.

After four years as the starting point guard at Miami (Ohio), Schilling still holds single-game (17) and career (629) assist records for the RedHawks. His teams made NCAA tournament appearances twice, narrowly missing overtime upsets over Maryland (one-point loss) and Iowa State (two-point loss).

"Ed has a very decorated history in basketball, from working alongside John Calipari to helping UCLA make three Sweet Sixteens," Drew said. "Player development is where Ed really excels in having trained 60 NBA players. His expertise in development will be a huge asset for our players."

ROAD TO GCU

1985 1988		MIAMI (OH) Student-Athlete
1998 1991		WESTERN BOONE (IN) HS Assistant Coach
1991 1995		LOGANSPORT (IN) HS Assistant Coach
1995 1996		UMASS Assistant Coach
1996 1997		NEW JERSEY NETS Assistant Coach
1997 2003		WRIGHT STATE Head Coach
2003 2005		MEMPHIS Assistant Coach
2007 2013		ADIDAS NATIONS Head Coach
2009 2013		PARK TUDOR (IN) HS Head Coach
2009 2013		ST. VINCENT SPORT PERFORMANCE
2013 2017		UCLA Assistant Coach
2017 2019		INDIANA Assistant Coach



OUTLOOK

REVIEW

TEAM

THIS IS GCU

HISTORY



CASEY SHAW

ASSISTANT COACH

4TH SEASON

TOLEDO (1997)



Casey Shaw is in his fourth season as an assistant coach with the Grand Canyon men's basketball program for the 2023-24 season.

Shaw is a part of a Lopes coaching staff that has remained fully intact since being brought aboard for Bryce Drew's first season as head coach in 2020-21. In that three-year span, the Lopes have made two NCAA Tournament appearances by winning the 2021 and 2023 WAC Tournaments.

In his first season with the Lopes, Shaw helped lead GCU to its first WAC regular-season championship, first WAC tournament championship and first trip to the NCAA tournament. Shaw and the Lopes coaching staff inherited a 13-17 squad and went 17-7 in 2020-21.

The Lopes staff was charged with replacing GCU's two leading scorers heading into their second season. Behind the development

of Jovan Blacksher Jr. and the addition of Holland Woods II, the Lopes posted a 92 NET for the top mark in program history with a 23-8 mark in 2021-22. GCU's best win by metrics in its D-I program history came on Dec. 18 in the Colangelo Classic as GCU topped previously undefeated San Francisco.

In 2022-23, GCU made an improbable run through the 2023 WAC Tournament by winning four games in four days as the No. 5 seed to become the lowest seeded team to win the WAC Tournament since 2001. The Lopes made their second ever NCAA Tournament appearance and were paired up against Gonzaga.

Before GCU, Shaw had also coached alongside Drew for three years at Vanderbilt after a successful extended playing career. With a 6-foot-10 frame, Shaw helped develop Vandy's post players.

"I could not be more excited to be joining Coach Drew and the Lopes men's basketball program," Shaw said at the time of his hiring. "GCU offers an incredibly attractive opportunity for prospective student-athletes. From the degree variety to the student support and atmosphere — GCU is a basketball sleeping giant. And on top of that, I love the faith-based mission of the school, and I am thrilled to be able to jump on board with what the Lord is doing in and through GCU."

Shaw was a four-year standout at Toledo. He capped his career with an Academic All-America honor as a senior while ranking among the top five in program history in career blocked shots (107) and rebounds (871) and top 10 in scoring (1,562).

Shaw's name was called in the 1998 NBA Draft as a second-round selection of the Philadelphia 76ers. He spent his rookie season with the 76ers in 1998-99 before transitioning to a long-term pro career internationally. In sum, he played 13 seasons professionally spanning from the NBA to Italy to Spain.

"Coming from the SEC, Casey has recruited at a very high level, as he signed Vanderbilt's first ever McDonald's All-American and assisted on signing four other top-70 ranked players," Drew said. "Being a former professional player, Casey has a unique ability to relate to student-athletes while also specializing in the development of big men."



ROAD TO GCU

1994 1998	TOLEDO Student-Athlete
1998 1999	PHILADELPHIA 76ERS Professional Athlete
1999 2011	ITALY / SPAIN Professional Athlete
2003 2010	ATHLETES IN ACTION Director / Coach
2016 2019	VANDERBILT Assistant Coach
2019 2020	DAVIDSON ACADEMY Head Coach





MARC RODGERS

ASSISTANT COACH
1ST SEASON
MIAMI (OHIO) (1988)



Marc Rodgers is in his first season on the Grand Canyon men's basketball staff in 2023-24.

Rodgers spent the last two seasons on the staff at Wyoming where the Cowboys made an appearance in the 2022 NCAA Tournament as an at-large bid after a 25-9 season. Originally serving as the program's director of recruiting, Rodgers was promoted to an assistant coach for the 2022-23 season. He was credited with pulling splashy Pac-12 transfers to Laramie in the offseason prior to the 2022-23 season.

The Los Angeles native was previously a Long Beach State assistant coach (2020-21) and graduate assistant (2018-19), as well as a Fairfax High School head coach, club basketball coach and player development coach in Southern California.

"Joining Coach Drew and this staff is truly a blessing," Rodgers said at the time of his hiring. "Being able to join a program that is built on a foundation of faith, character and hard work means everything to me. I'm honored and grateful to be able to join this Lope family."

Rodgers was a standout point guard for Cathedral High School and overcame a junior-year knee injury to be a starter over four seasons at Central Washington spanning 2013-18, where he earned a Sociology degree as a Scholar-Athlete honoree.

"We are excited to add Marc Rodgers to our staff," Drew said at the time of his hiring. "He is a very hard worker that has built many strong relationships on the West Coast, as well as nationally. He will be a great addition to our staff."

His coaching career progressed rapidly since leaving Ellensburg, Washington, in 2018. He immediately moved onto a Division I staff

as a graduate assistant for head coach Dan Monson at Long Beach State, where he also landed his first assistant coach position in college two years later.

When Rodgers joined Wyoming in 2021, the Cowboys went 25-9 in his first Cowboys season for their most wins in 70 years. Despite eighth-place predictions in the Mountain West Conference, Wyoming cracked the national top 25 that season and received an at-large NCAA tournament berth.


The following offseason, Rodgers was credited with Wyoming's transfer portal success in landing recruits from USC (Ethan Anderson and Max Agbonkpolo) and UCLA (Jake Kyman) through his Los Angeles basketball connections and relationships.

"Some of Los Angeles' top recruits from a few years ago have landed in Laramie, Wyo.," Mid-Major Madness wrote. "Assistant coach Marc Rodgers went back home and dominated his city."



ROAD TO GCU	
2013 2018	CENTRAL WASHINGTON Student-Athlete
2018 2019	LONG BEACH STATE Graduate Assistant
2019 2020	FAIRFAX (CA) HS Head Coach
2020 2021	LONG BEACH STATE Assistant Coach
2021 2022	WYOMING Director of Recruiting
2022 2023	WYOMING Assistant Coach

- OUTLOOK
- REVIEW
- TEAM
- THIS IS GCU
- HISTORY



JAKE LINDSEY

ASSISTANT COACH

2ND SEASON

BAYLOR (2019)



Jake Lindsey is in his second season on the Grand Canyon men's basketball staff for 2023-24, being named as an assistant coach in the summer of 2023 after serving as the program's director of player personnel in his first season in 2022-23.

In his first season on the Lopes staff, GCU made an impressive run through the 2023 WAC Tournament by winning four games in four days as the No. 5 seed to become the lowest seeded team to win the WAC Tournament since 2001. The Lopes made their second ever NCAA Tournament appearance and were paired up against Gonzaga.

The Lopes won 24 games and broke the school's Division I-era records for offensive efficiency and 3-point accuracy, per KenPom. This included knocking down 45 total 3s in their four conference tournament victories.

Lindsey came to GCU after working for the Utah Jazz organization for three seasons. He was most recently Utah's coordinator of college scouting after a two-year stint as a basketball operations intern and basketball operations assistant. With the Jazz, Lindsey was involved in coordinating scouting logistics, developing scouting reports and traveling to evaluate potential draft prospects. Additionally, Lindsey helped assist with on-court draft workouts, pre-draft interviews and draft day processes.

Prior to joining the Jazz, Lindsey played collegiately for Baylor under Lopes head coach Bryce Drew's older brother, Scott. In Lindsey's four seasons as a part of the program, he was a member of three NCAA tournament teams. This run included the program's first team to ever achieve a No. 1 ranking in the AP Top-25 Poll in 2016-17, where Baylor started the season 15-0 and went on to reach the Sweet 16.

Lindsey ranked in the top five in assist-to-turnover ratio in the Big 12 each season from 2016 through 2018. In 2017-18 he led the conference with a 2.8-to-1 assist-to-turnover ratio while ranking in the top 10 in the Big 12 in assists. Lindsey made 18 starts during his playing tenure prior to medically retiring before the 2018-19 season, which he spent as a graduate assistant with the Baylor program.

Lindsey graduated cum laude in August 2018 with a degree in finance from Baylor. In May 2022, Lindsey earned a master's degree in sports management from the University of Kansas.

Prior to Baylor, Lindsey was a four-year varsity letterwinner in high school and a three-time all-state nominee in the state of Utah. He averaged 24.1 points, 9.3 rebounds, 5.5 assists and 1.9 steals during his senior season and was the No. 3-ranked recruit in the state's 2015 recruiting class according to ESPN. While in high school, he played on a team that won the 2014 LeBron James Skills Academy,

which featured 35 future NBA players and also participated in 2014 Kevin Durant Skills Academy.

Lindsey's passion for building relationships and developing players on and off the court was fostered by his tenure with Jazz, which began with working for his father, Dennis, who was general manager and then vice president of basketball operations for the Jazz from 2012 to 2021. Prior to the Jazz, Dennis worked with the San Antonio Spurs for five seasons and the Houston Rockets for 11 seasons. Dennis was also on the Houston Rockets staff when it drafted Bryce Drew 16th overall in 1998.

Lindsey and his wife, Tiger, reside in Scottsdale with their son, Dawson, who was born in April 2022.



ROAD TO GCU

2015
2019



BAYLOR
Student-Athlete

2019
2021



UTAH JAZZ
Scouting Intern

2021
2022



UTAH JAZZ
College Scouting



PEYTON PRUDHOMME

CHIEF OF STAFF
4TH SEASON
TEXAS WESLEYAN (2018)

Peyton Prudhomme is in his fourth season on the staff of the Grand Canyon men's basketball program for the 2023-24 season and begins his first season as the chief of staff. Prudhomme has previously held the roles of director of operations for one season and director of video operations for two seasons.

In his role, Prudhomme oversees the day-to-day operations of the program and staff including scheduling, managers, equipment, video and more.

In his first role on staff as the director of video operations, Prudhomme oversaw film exchange, breaking down game and practice film and creating player development edits and highlight packages for coaches, players and recruits.

In his first season with the Lopes, Prudhomme helped lead GCU to its first WAC regular-season championship, first WAC tournament championship and first trip to the NCAA tournament. Prudhomme and the Lopes coaching staff inherited a 13-17 squad and went 17-7 in 2020-21.

The Lopes staff was charged with replacing GCU's two leading scorers heading into their second season. Behind the development of Jovan Blacksher Jr. and the addition of Holland Woods II, the Lopes posted a 92 NET for the top mark in program history with a 23-8 mark in 2021-22. GCU's best win by metrics in its D-1 program history came on Dec. 18 in the Colangelo Classic as GCU topped previously undefeated San Francisco.

In 2022-23, GCU made an improbable run through the 2023 WAC Tournament by winning four games in four days as the No. 5 seed to become the lowest seeded team to win the WAC Tournament since 2001. The Lopes made their second ever NCAA Tournament appearance and were paired up against Gonzaga.

Prior to GCU, Prudhomme spent two seasons as a graduate assistant on the Baylor men's basketball staff, working under Bears head coach Scott Drew, the older brother of Bryce Drew. Prudhomme's day-to-day responsibilities included cutting film, leading player development workouts, helping direct team camps,

scouting opponents and compiling player highlights. In the 2019-20 season, the Bears' held the nation's longest No. 1 ranking at five weeks. Baylor was 26-4 and primed for a postseason run before cancellation.

Prudhomme's playing career started with two years at Northwestern State (Natchitoches, Louisiana) before transferring to wrap at Texas Wesleyan (Forth Worth, Texas) for two years. He was a part of a Texas Wesleyan team that won the 2017 NAIA Division I National Championship.

He is the grandson of former LSU basketball head coach Dale Brown who resides in the College Basketball Hall of Fame after coaching the Tigers for 25 seasons and going to two Final Fours.

Prudhomme graduated with a bachelor's degree in mass communications from Texas Wesleyan in 2018 and a master's degree in sport pedagogy from Baylor in 2020.



TREY MILES

GRADUATE ASSISTANT
1ST SEASON
GRAND CANYON (2023)

Trey Miles is in his first season as a graduate assistant on the Grand Canyon men's basketball staff after serving as an undergraduate student manager.

Miles is a native of Marion, Indiana, and played high school basketball at Mississinewa High School.

He began his college career at Indiana University Kokomo before transferring to GCU for the 2021-22 academic year.

While serving as a manager with the Lopes, Miles graduated with a degree in Business Administration in August 2023 and was elevated to a graduate assistant prior to the 2023-24 season.

OUTLOOK

REVIEW

TEAM

THIS IS GCU

HISTORY



JORDAN JACKSON

STRENGTH & CONDITIONING COACH

4TH SEASON

CAL STATE NORTHRIDGE

Jordan Jackson joined GCU's sports performance department in May 2020 as an associate director of sports performance. He oversees the strength and conditioning for the men's basketball program.


Jackson spent the previous three seasons at Cal, working with the men's basketball program while in Berkeley.

Prior to his time at Cal, Jackson worked with both the men's and women's basketball programs at UCLA for the 2015-16 and 2016-17 seasons. While with the Bruins, he designed student-athlete workouts, conditioning and recovery programs, and individualized nutrition plans.

He began his career in collegiate athletics at his alma mater Cal State Northridge, working with men's and women's basketball.

Jackson spent five years as an assistant command fitness leader with the United States Navy, working in both Nevada and Bahrain. He conducted daily physical training sessions for all command personnel and CPR trained more than 60 military members.

Jackson graduated from CSUN with a bachelor's degree in kinesiology and exercise science.



CHRIS ELLIOTT

ATHLETIC TRAINER

2ND SEASON

TREVECCA NAZARENE

Chris Elliott joined the GCU sports medicine team as an assistant athletic trainer in the summer of 2022.

In his role, Elliott provides athletic training services to the Lopes' men's basketball and men's golf programs.

Prior to GCU, Elliott worked at IMG Academy in 2021-22. Previously, he served as the men's basketball and women's bowling athletic trainer at Stephen F. Austin from 2018 to 2021.

A native of Nashville, Tennessee, Elliott attended Trevecca Nazarene University and graduated with a Bachelor's of Science in Exercise Science in 2016. While at Stephen F. Austin, he earned a Master's of Science in Athletic Training in 2018. He also holds certifications in CES, dry needling and Graston.

He resides in the Phoenix area with his wife, Molly.





HERCULES TIRES

WAG

TOURNAMENT

LAS VEGAS • 2023

CHAMPIONS



GCU
0





#0 RAY HARRISON

GUARD JR. 6-4 195 GREENVILLE, S.C.

X @bigtimeray0 @bigtimeray

CAREER SUMMARY

- » Came to GCU after two years at Presbyterian. In his first season as a Lope in 2022-23, set career-best marks for points per game (17.8), field goal percentage (44.2%) and assists (3.6) despite averaging fewer minutes.
- » Has tallied over 1,500 career points and has not averaged less than 17.0 points per game in any of his three career seasons.
- » Entered the NBA Draft in 2023, went through the process and worked out for the Brooklyn Nets before withdrawing to return to GCU for 2023-24.

GRAND CANYON

2023-24 | Junior

- » Named the WAC Preseason Player of the Year.

2022-23 | Sophomore

- » Named a first-team All-WAC honoree. Led the WAC in scoring in conference games at 21.1 points per game.
- » Named the WAC Tournament Most Outstanding Performer, the second winner in program history. Became the first Division I player since Kemba Walker at the 2011 Big East Tournament to rack up at least 80 points, 20 assists and 20 rebounds in a conference tournament.
- » Had two 30-point outbursts to bookend the WAC Tournament. Scored 30 points in GCU's first game against UT Arlington on 9-for-16 shooting and 10 made free throws. Brought home the trophy with a 31-point showing in GCU's rout of Southern Utah, connecting on five 3-pointers and racking up eight assists.
- » At 640 points, logged GCU's highest-scoring D-I season and tied for the program's No. 5 highest-scoring all-time season.
- » Led GCU with 20 points in an NCAA Tournament game against Gonzaga.
- » Recorded the highest-scoring game by a WAC player in 2022-23, scoring 38 points in a win over Utah Tech on Jan. 18. It tied for the second most points by a GCU player in the program's D-I era. Made seven 3-pointers in the effort.
- » Logged 12 20-point games.
- » Only reached double figures in one of his first six games before igniting a 21-game streak in double figures.
- » Despite his status as a newcomer to the WAC, earned the preseason respect of coaches on the All-WAC second team.

PRESBYTERIAN COLLEGE

2021-22 | (Second-Year) Freshman

- » Averaging 17.1 points, ranked second in the Big South.
- » Earned second-team honors in NABC All-District and All-Big South voting.
- » 27 of 32 games in double figures and 12 with 20 points or more.
- » Led the Blue Hose in points, assists, minutes, 3-pointers and free throws.

2020-21 | Freshman

- » Named Big South Freshman of the Year.
- » Played and started in 20 games, and scored in double figures in all but one.
- » A member of the league's all-freshman and second-team all-conference teams.
- » Named a CollegeInsider.com Freshman All-American.
- » Led the team in scoring, field goals made and attempts, 3-pointers made, defensive rebounds and steals.
- » Was the leading freshman in the conference in scoring, rebounding, field-goal percentage, free throw percentage, 3-point field goals made and minutes played.
- » Nationally, averaged the third-most minutes of any freshman in the nation at 34.4 and was third among freshmen in points per game (17.2).

HIGH SCHOOL

Legacy Early College | Greenville, S.C.

- » Finished his prep career as a 1,000-point scorer.
- » Averaged 14.1 points, 4.8 rebounds and 2.0 assists while shooting 34% from 3-point range and 83% from the free throw line as a senior at Legacy.
- » Named the 2020 MVP of the Greenville County All-Star game.
- » As a junior, helped lead Legacy Early College to a 34-5 record and the 2019 USA National Prep Basketball Championship.
- » Played with Team South Carolina AAU program.

PERSONAL

- » Parents are Ray Harrison and Sonya Gray.
- » If he wasn't playing basketball, it'd be football.
- » Cites his favorite motivational quote as Proverbs 3:5-6: "Trust in the Lord with all your heart and lean not on your own understanding; in all your ways submit to him, and he will make your paths straight."

CAREER HIGHS

POINTS	REBS	ASSISTS	3-PT M
38	13	8	7
vs. Utah Tech Jan. 18, 2023	vs. Charleston S. Feb. 22, 2021	vs. Southern Utah March 11, 2022	vs. Utah Tech Nov. 26, 2021
FT M	STEALS	BLOCKS	MINUTES
13	4	2	50
vs. Charleston S. Feb. 22, 2021	at Gard.-Webb Jan. 12, 2022	3 times, last: at USC Upstate Feb. 16, 2022	at UNC Asheville Feb. 26, 2022

HOMETOWN



AWARDS

- » Preseason WAC Player of the Year (2023-24)
- » WAC Tournament Most Outstanding Player (2023)
- » All-WAC First Team (2022-23)
- » Preseason All-WAC Second Team (2022-23)
- » 2x All-Big South Second Team (2020-21, 2021-22)
- » Big South Freshman of the Year (2020-21)

SCHOOL HISTORY



Presbyterian ('20-22)



GCU ('22-pres)

MAJOR

B.A. in Communications

CAREER STATS

Year	School	GP	GS	MIN	MPG	TOTALS			3-POINT			FREE THROWS			REBOUNDING				PF	AST	APG	TO	BLK	STL	PTS	PPG
						FG	FGA	PCT	FG	FGA	PCT	FT	FTA	PCT	OFF	DEF	TOT	AVG								
2020-21 (Fr.)	Presbyterian	20	20	693	34.7	116	297	39.1	41	117	35.0	72	90	0.8	28	84	112	5.6	36	50	2.5	53	7	28	345	17.3
2021-22 (So.)	Presbyterian	32	32	1134	35.4	181	496	36.5	53	218	24.3	131	154	0.851	26	99	125	3.9	55	96	3	75	6	35	546	17.1
2022-23 (So.)	Grand Canyon	36	36	1154	32.1	206	466	44.2	50	152	32.9	178	234	76.1	23	120	143	4.0	74	129	3.6	87	7	24	640	17.8
Career totals		88	88	2981	33.9	503	1259	40.0	144	487	29.6	381	478	79.7	77	303	380	4.3	165	275	3.1	215	20	87	1531	17.4





#1 DERRICK MICHAEL XZAVIERRO

FORWARD R-FR. 6-10 235 JAKARTA, INDONESIA

X @DerrickmichaelX @derrickmichael_

GRAND CANYON

2022-23 | Freshman

- » Redshirted season after serious medical issue forced long hospital stay and longer recovery.
- » Indonesia's first Division I basketball scholarship player.

NBA GLOBAL ACADEMY

- » Made the move to Australia and the Centre of Excellence at the Australian Institute of Sport where he was immersed in year-round development designed for the top international prospects.

OTHER EXPERIENCE

- » Played for the Indonesian National Team from 2019 to 2022.
- » Joined the Jr. NBA program in Indonesia at 14 and advanced game to become first player identified for the NBA Global Academy through NBA Global Scout, a program that analyzes players through the basketball training mobile application HomeCourt for everything from video to measurements.

PERSONAL

- » Parents are Lazare Heumi and Eva Paulina.
- » Off the court, he enjoys dance and soccer.
- » His top place to visit on vacation is Bali, Indonesia.
- » Persevered through a lung issue in his freshman year at GCU, enduring two surgeries and seven-week hospital stay.
- » His favorite NBA players to watch growing up include Giannis Antetokounmpo, Derrick Rose and LeBron James.

CAREER HIGHS

POINTS	REBS	ASSISTS	3-PT M
--	--	--	--
--	--	--	--
FT M	STEALS	BLOCKS	MINUTES
--	--	--	--
--	--	--	--

HOMETOWN



SCHOOL HISTORY



GCU ('22-pres)

MAJOR

B.S. in Business Management

CAREER STATS

Year	School	GP	GS	MIN	MPG	TOTALS			3-POINT			FREE THROWS			REBOUNDING				PF	AST	APG	TO	BLK	STL	PTS	PPG	
						FG	FGA	PCT	FG	FGA	PCT	FT	FTA	PCT	OFF	DEF	TOT	AVG									
2022-23 (Fr.)	Grand Canyon	REDSHIRTED SEASON																									
Career totals		0	0	0	0.0	0	0	0.0	0	0	0.0	0	0	0.0	0	0	0	0	0.0	0	0	0.0	0	0	0	0	0.0





#2 SYDNEY CURRY

FORWARD SR. 6-8 270 FORT WAYNE, IND.

X @Bigticket_sc @big_ticketsc

LOUISVILLE

2022-23 | Senior

- » Appeared in all 32 games with 25 starts, averaging 4.9 points and 4.3 rebounds while shooting 53.3% from the field.
- » Named a team captain.
- » Logged six double-figure scoring games including a stretch of four straight games in December against Western Kentucky, Florida A&M, Lipscomb and NC State.
- » Pulled down a career-high 19 rebounds against Florida A&M on Dec. 17, the most rebounds by a Louisville player since 2004.
- » Had a season-high 16 points against NC State on Dec. 22, going 7 of 10 from the field.

2021-22 | Junior

- » Led Louisville in field goal percentage (67.2%, 88 of 131), the only regular who shot above 50%.
- » Went on a late-season tear, averaging 17.6 points and 9.0 rebounds in his last five games while shooting 64.4% from the field. The stretch also included back-to-back double-doubles twice in his last four games, including 18 points and 11 rebounds at Virginia Tech and 24 points, a career-high 14 rebounds and three assists against Virginia on March 5.
- » Grabbed at least six rebounds in 12 games, including eight of the last 11.
- » Led the Cardinals with a career-high 28 points and seven rebounds at Wake Forest on Feb. 26, making 13 of 18 field goals. His 13 field goals made (in 18 attempts) were the most by a Louisville player since 2014.

JOHN A. LOGAN COLLEGE

- » Spent the 2019-20 and 2020-21 seasons at John A. Logan.
- » Honored as the 2020-21 Great Rivers Athletic Conference Player of the Year after averaging 12.9 points, 8.2 rebounds and shooting 69.4% from the field to lead John A. Logan College to an 18-5 record and conference title.
- » Was a third-team 2021 NJCAA All-America selection in helping John A. Logan to the NJCAA Region 24 championship, a No. 12 ranking in the final NJCAA D1 Poll, and the school's first appearance in the national tournament in six years.
- » Had 14 double-figure scoring efforts in his 18 games as a sophomore and also grabbed seven or more rebounds on 14 occasions.
- » Ranked as the No. 8 junior college prospect in the nation by 247Sports.

- » As a freshman in 2019-20, averaged 13.5 points, 8.3 rebounds and shot 73.9% from the field to help lead team to a 28-5 record, a perfect 18-0 conference mark and a No. 8 ranking in the final 2019-20 NJCAA poll.
- » Had 21 double-figure scoring efforts as a freshman and grabbed seven or more rebounds on 23 occasions.
- » Earned recognition as the GRAC Freshman of the Year, All-GRAC and achieved NJCAA All-Region 24 honors.
- » Scored a career-high 27 points at Rend Lake College as a freshman and grabbed a season-best 17 rebounds at Land Lake College.

HIGH SCHOOL

Northrop HS | Fort Wayne, Ind.

- » Averaged 18.6 points, 12.4 rebounds and 1.4 blocked shots as a senior in 2018-19.
- » Named to the 2019 Indiana Basketball Coaches Association "Supreme 15" all-state team and was honored as the 2019 ABC21 Boys Basketball Player of the Year.
- » Led the state of Indiana in offensive rebounds as a senior.
- » Initially signed with Kansas in April before reopening his recruitment.

PERSONAL

- » Parents are Lacy and Danielle Curry.
- » Hobbies off the court including running outside and drawing.
- » If he wasn't playing basketball, it'd be football.
- » Favorite TV shows are Martin and Fresh Prince of Bel-Air.
- » Favorite athletes to watch growing up include LeBron James, Kevin Durant and Shaquille O'Neal.paths straight."

CAREER HIGHS

POINTS	REBS	ASSISTS	3-PT M
28	19	3	--
at Wake Forest Feb. 26, 2022	vs. Florida A&M Dec. 17, 2022	3 times, last: vs. Virginia March 5, 2022	--
FT M	STEALS	BLOCKS	MINUTES
6	1	2	35
vs. Virginia March 5, 2022	11 times, last: at Virginia March 4, 2023	2 times, last: vs. Florida A&M Dec. 17, 2022	at Clemson Jan. 11, 2023

HOMETOWN



AWARDS

- » Great Rivers Athletic Conference Player of the Year (2020-21)
- » NJCAA All-America Third Team (2020-21)
- » Great Rivers Athletic Conference Freshman of the Year (2019-20)

SCHOOL HISTORY



John A. Logan ('19-21)



Louisville ('21-23)



GCU ('23-pres)

MAJOR

B.S. in Applied Management

CAREER STATS

Year	School	GP	GS	MIN	MPG	TOTALS			3-POINT			FREE THROWS			REBOUNDING				PF	AST	APG	TO	BLK	STL	PTS	PPG
						FG	FGA	PCT	FG	FGA	PCT	FT	FTA	PCT	OFF	DEF	TOT	AVG								
2019-20 (Fr.)	John A. Logan College	31	20	--	--	173	234	73.9	0	1	0.0	73	166	44.0	93	163	256	8.2	80	17	0.5	49	22	15	419	13.5
2020-21 (So.)	John A. Logan College	18	6	--	--	92	136	67.6	0	1	0.0	51	109	46.8	72	78	150	8.3	44	36	2.0	41	15	15	235	13.1
2021-22 (So.)	Louisville	28	12	383	13.7	88	131	67.2	0	0	0.0	22	45	48.9	45	79	124	4.4	58	19	0.7	31	4	3	198	7.1
2022-23 (Jr.)	Louisville	32	25	560	17.5	64	120	53.3	0	0	0.0	29	55	52.7	47	90	137	4.3	69	11	0.3	37	8	8	157	4.9
Career totals (4-year schools)		60	37	943	15.7	152	251	60.6	0	0	0.0	51	100	51.0	92	169	261	4.3	127	30	0.5	68	12	11	355	5.9





#5 LÖK WUR

FORWARD SR. 6-9 210 NORTH OMAHA, NEB.

X @lwur5_ @lwur.4

OREGON

2022-23 | Redshirt Junior

- » Played in 28 games, averaging 2.6 points and 2.2 rebounds.
- » After averaging nine minutes and 2.2 points through the regular season and conference tournament, became a key part of the Ducks' NIT run. Started all three games and averaged 21 minutes and 5.7 points in games against UC Irvine, UCF and Wisconsin. "The last games of the year were big confidence boosters for me. Ever since that part of the year, I gained a sense of confidence that I can play this game at this level, I'm a unique player and I can make an impact."
- » Scored a career-high nine points, adding five rebounds, in a Dec. 17 win against Portland.
- » Had eight points in a Nov. 27 win over Villanova and seven in the opening round of the NIT versus UC Irvine.
- » Grabbed a career-high eight rebounds vs. Utah Valley on Dec. 20 with two blocks.

2021-22 | Redshirt Sophomore

- » Played in 12 games, averaging 4.3 minutes.
- » Scored six points with three rebounds on Nov. 29 versus Montana.
- » Made his third career 3-pointer on March 5 at Washington State.

2020-21 | Redshirt Freshman

- » Saw action in 11 games.
- » Scored four points with two blocks on Jan. 23 vs. Oregon State.
- » Had seven points with five rebounds on Dec. 19 against Portland.

2019-20 | Redshirt

- » Redshirted first college season.

HIGH SCHOOL

Papillion La Vista South HS | Omaha, Neb.

- » Averaged 20.8 points, 10.0 rebounds, 2.5 blocks and 1.5 assists during his senior campaign in 2018-19. Shot 51% from the field and 75% from the charity stripe.
- » Led the Titans to their first state tournament appearance in six years.
- » Named Second Team All-State by USA Today.
- » Earned Varsity All-Tournament Team honors after notching 26 points, 11.3 rebounds, 2.3 assists and 2.7 blocks per game at the 2018 Metro Holiday Tournament.

PERSONAL

- » Parents are Elizabeth Gatkuoth and Tasha and Jim Simpson.
- » His mother moved to Omaha, Neb., from South Sudan one year before he was born.
- » Off the court, enjoys reading, relaxing, hiking and studying.
- » Graduated from Oregon in June 2023 with a degree in Political Science and International Studies.
- » Spent his last two Omaha-area years living with the family of his La Vista South High School coach.
- » Did not play on his first basketball team until seventh grade before rising to become a D-I prospect.
- » Chose to transfer to GCU for a "great atmosphere, potential opportunities that are ahead and great people all around."
- » Favorite pro sports teams are the Seattle SuperSonics and Phoenix Suns.
- » Growing up, he enjoyed watching Kevin Durant, Kobe Bryant and LeBron James.

CAREER HIGHS

POINTS	REBS	ASSISTS	3-PT M
9	8	1	1
vs. Portland Dec. 17, 2022	vs. Utah Valley Dec. 20, 2022	10 times, last: vs. Wisconsin March 21, 2023	13 times, last: vs. Wisconsin March 21, 2023
FT M	STEALS	BLOCKS	MINUTES
4	1	2	24
2 times, last: at California Jan. 18, 2023	4 times, last: vs. UC Irvine March 15, 2023	3 times, last: vs. Utah Jan. 28, 2023	vs. Portland Dec. 17, 2022

HOMETOWN



SCHOOL HISTORY



Oregon ('19-23)



GCU ('23-pres)


MAJOR

B.S. in Economics

CAREER STATS

Year	School	REDSHIRTED SEASON				TOTALS			3-POINT			FREE THROWS			REBOUNDING				PERFORMANCE														
		GP	GS	MIN	MPG	FG	FGA	PCT	FG	FGA	PCT	FT	FTA	PCT	OFF	DEF	TOT	AVG	PF	AST	APG	TO	BLK	STL	PTS	PPG							
2019-20 (Fr.)	Oregon	REDSHIRTED SEASON																															
2020-21 (R-Fr.)	Oregon	11	0	61	5.5	6	13	46.2	2	6	33.3	3	4	75.0	5	7	12	1.1	9	1	0.1	6	3	0	17	1.5							
2021-22 (R-So.)	Oregon	12	0	51	4.3	3	11	27.3	2	7	28.6	3	4	75.0	0	8	8	0.7	3	2	0.2	1	3	1	11	0.9							
2022-23 (R-Jr.)	Oregon	28	3	301	10.8	22	59	37.3	9	30	30.0	19	26	73.1	21	41	62	2.2	27	7	0.3	10	9	3	72	2.6							
Career totals		51	3	413	8.1	31	83	37.3	13	43	30.2	25	34	73.5	26	56	82	1.6	39	10	0.2	17	15	4	100	2.0							





#6 MALCOLM FLAGGS

GUARD R-FR. 6-6 200 TUBA CITY, ARIZ.
X @Malcolm_Flaggs @melo._xv

ARIZONA STATE

2022-23 | Redshirt

» Redshirted first collegiate season.

HIGH SCHOOL

Hillcrest Prep | Phoenix, Ariz.

» Played on AAU circuit for Oakland Soldiers.

PERSONAL

- » Parents are Earl and Erin Flagg.
- » Father, Earl, worked with NBA scouts and was a high school basketball coach.
- » Flagg was born on the Navajo reservation (the largest federally recognized tribe in the United States) before the family moved to Chandler when he was 2 years old. Makes frequent visits to reservation to visit family.
- » His tattoos are a nod to his heritage, telling TheSunDevils.com, "I wear an arm sleeve on my left arm and make a purpose to leave out the four symbols. The four symbols mean strength, courage, prosperity, and change. Those four things mean a lot to me."
- » Hobbies off the court include meeting new people, fashion and food.
- » Chose GCU because "it felt like home."
- » If he wasn't playing basketball, it'd be baseball.
- » Favorite restaurant is BJ's.
- » Favorite TV show is Ozark.
- » Favorite athletes to watch growing up include Kobe Bryant, LeBron James and Steve Nash.

CAREER HIGHS

POINTS	REBS	ASSISTS	3-PT M
--	--	--	--
::	::	::	::
FT M	STEALS	BLOCKS	MINUTES
--	--	--	--
::	::	::	::

HOMETOWN



SCHOOL HISTORY



Arizona State ('22-23)



GCU ('23-pres)

MAJOR

B.S. in Sports Management

CAREER STATS

Year	School	GP	GS	MIN	MPG	TOTALS			3-POINT			FREE THROWS			REBOUNDING				PF	AST	APG	TO	BLK	STL	PTS	PPG	
						FG	FGA	PCT	FG	FGA	PCT	FT	FTA	PCT	OFF	DEF	TOT	AVG									
2022-23 (Fr.)	Arizona State	REDSHIRTED SEASON																									
Career totals		0	0	0	0.0	0	0	0.0	0	0	0.0	0	0	0.0	0	0	0.0	0	0	0.0	0	0	0	0	0	0.0	



GCU

7

XL

GCU



#7 TYON GRANT-FOSTER

GUARD SR. 6-7 210 KANSAS CITY, KAN.

X @Ty_Youngbull @tyongrantfoster

DEPAUL

2021-22 | Redshirt

- » Missed almost all of season after having to be rushed to hospital at halftime of season opener.
- » In that one game against Coppin State, scored nine points and collected three rebounds in 15 minutes of first-half action.

KANSAS

2020-21 | Junior

- » Played in 22 games with the Jayhawks while averaging 3.1 points and 2.2 rebounds per game in 8.2 minutes per contest.
- » Played 14 or more minutes in five games.
- » Scored a season-high 13 points against Omaha on Dec. 11.
- » Recorded seven points and two rebounds against USC in the NCAA Tournament
- » Scored nine points and collected five rebounds against TCU on Jan. 28.

INDIAN HILLS CC

- » Earned NJCAA All-American Honorable Mention honors, averaging 16.5 points and 6.5 rebounds on a 30-3 team.
- » Led Indian Hills during the shortened 2019-20 season with 16.5 points per game along with a rebounding average of 6.5 boards per game.

HIGH SCHOOL

Schlagle HS | Kansas City, Kan.

PERSONAL

- » Parents are Talisha Grant and Willie Foster.
- » Cousin, Ish Wainwright, is a former Phoenix Suns power forward who played for GCU head coach Bryce Drew's brother, Scott, at Baylor.

CAREER HIGHS

POINTS	REBS	ASSISTS	3-PT M
13	8	1	1
vs. Omaha Dec. 11, 2020	vs. North Dakota St. Dec. 5, 2020	5 times, last: vs. Coppin State Nov. 10, 2021	4 times, last: vs. Coppin State Nov. 10, 2021
FT M	STEALS	BLOCKS	MINUTES
3	2	2	22
2 times, last: vs. TCU Jan. 28, 2021	5 times, last: vs. Coppin State Nov. 10, 2021	2 times, last: vs. Omaha Dec. 11, 2020	vs. North Dakota St. Dec. 5, 2020

HOMETOWN



AWARDS

- » NJCAA All-American Honorable Mention (2019-20)

SCHOOL HISTORY

Indian Hills ('18-20)	Kansas ('20-21)	DePaul ('21-22)	GCU ('23-pres)

MAJOR

B.S. in Business Management

CAREER STATS

Year	School	GP	GS	MIN	MPG	TOTALS			3-POINT			FREE THROWS			REBOUNDING				PF	AST	APG	TO	BLK	STL	PTS	PPG
						FG	FGA	PCT	FG	FGA	PCT	FT	FTA	PCT	OFF	DEF	TOT	AVG								
2018-19 (Fr.)	Indian Hills CC	32	5	250	7.8	77	206	37.4	23	84	27.4	84	124	67.7	26	108	134	4.2	28	25	0.8	50	47	22	261	8.2
2019-20 (So.)	Indian Hills CC	31	24	747	24.1	175	362	48.3	52	155	33.5	109	151	72.2	45	158	203	6.5	71	52	1.7	82	48	34	511	16.5
2020-21 (So.)	Kansas	22	0	179	8.1	27	69	39.1	3	23	13.0	11	21	52.4	14	34	48	2.2	19	4	0.2	15	8	7	68	3.1
2021-22 (Jr.)	DePaul	1	1	15	15.0	3	6	50.0	1	2	50.0	2	2	100.0	1	2	3	3.0	2	1	1.0	1	1	0	9	9.0
Career totals (4-year schools)		23	1	194	8.4	30	75	40.0	4	25	16.0	13	23	56.5	15	36	51	2.2	21	5	0.2	16	9	7	77	3.3





#8 COLLIN MOORE

GUARD JR. 6-4 205 NORTH LITTLE ROCK, ARK.
 X @waheed5_ Instagram @waheed5_

GEORGIA STATE

2022-23 | *Sophomore*

- » Made a big impact for Panthers after missing the first 18 games with thumb injury. Returned on Jan. 19 vs. Old Dominion.
- » Led the team with 14.2 points per game and 28 steals in 13 games.
- » Scored in double figures in 10 of his 18 games, including the final six contests, when he averaged 18.7 points on 51.4% shooting.
- » Shot 48% from the field, including 20 for 56 (35.7%) from 3-point range.
- » Ended season with 25 points and five rebounds vs. Texas State in the Sun Belt Tournament, where he went 11 for 12 at the free throw line.
- » Scored a career-high 28 points vs. Marshall on Feb. 11, going 12 for 18 from the field and 3 for 6 from 3-point range. Also snagged a career-high five steals.
- » Recorded a career-high 11 rebounds with four steals in home win over Georgia Southern on Feb. 2.

2021-22 | *(Second-Year) Freshman*

- » Helped lead Georgia State to an 18-11 mark, a 2022 Sun Belt Tournament Championship and an NCAA tournament appearance.
- » Played in 19 of 30 games, all coming off the bench.
- » Scored a season-high 11 points, going 4 of 7 from the floor with three 3-pointers and four rebounds against Louisiana Monroe on Feb. 23.

2020-21 | *Freshman*

- » Played in 20 games and made a pair of starts in first season averaging 4.5 points and 2.3 rebounds while playing 14.9 minutes per contest.
- » Played 24 minutes and scored 12 points on 5-of-8 shooting in debut at Georgia Tech on Nov. 25, knocking down two free throws with 1.3 seconds to play in the third overtime to send the game into a fourth overtime.
- » Earned first career start against Coastal Carolina on Jan. 16, scoring a career-high 14 points.

PREP CAREER

- » Attended North Little Rock High School before playing one year at Sunrise Christian Academy in 2019-20.
- » Also played football and ran track.
- » A 3-star prospect and ranked as the No. 5 player in Arkansas by 247Sports.
- » Attended Sunrise Christian Academy alongside former GCU guard Jayden Stone.
- » As a senior in 2019-20, averaged 12 points and six rebounds.
- » Earned multiple all-state honors while at North Little Rock High School.
- » Following his senior year, scored 20 points playing for East in the Arkansas High School Coaches Association Boys All-Star Game where he was named MVP.
- » As a junior, he averaged 15.2 points, 6.3 rebounds, and 4.6 assists while being named Arkansas Democrat-Gazette All-Arkansas Prep.
- » Led North Little Rock to the Class 7A State Championship and was named to first team all-state.

PERSONAL

- » Parents are Jeffrey Moore and Wanda Jones.
- » Off the court, enjoys hunting, fishing, mudding and watching TV.
- » Biggest influence on his basketball career is Kobe Bryant.
- » If he wasn't playing basketball, it'd be boxing or football.
- » Favorite restaurant is Flower Child.
- » Favorite place to visit on vacation is The Bahamas.
- » Favorite athletes to watch growing up include Kobe Bryant, Floyd Mayweather and Allen Iverson.

CAREER HIGHS

POINTS	REBS	ASSISTS	3-PT M
28	11	5	4
vs. Marshall Feb. 11, 2023	vs. Georgia Southern Feb. 2, 2023	vs. Carver College Dec. 18, 2020	at Coastal Carolina Feb. 16, 2023
FT M	STEALS	BLOCKS	MINUTES
11	5	3	39
vs. Texas State Feb. 28, 2023	vs. Marshall Feb. 11, 2023	vs. Appalachian St. Feb. 22, 2023	vs. Marshall Feb. 11, 2023

HOMETOWN



SCHOOL HISTORY



Georgia State ('20-23)



GCU ('23-pres)

MAJOR

B.S. in Business Finance

CAREER STATS

Year	School	GP	GS	MIN	MPG	TOTALS			3-POINT			FREE THROWS			REBOUNDING				PF	AST	APG	TO	BLK	STL	PTS	PPG
						FG	FGA	PCT	FG	FGA	PCT	FT	FTA	PCT	OFF	DEF	TOT	AVG								
2020-21 (Fr.)	Georgia State	20	2	305	15.3	32	82	39.0	9	42	21.4	16	22	72.7	9	38	47	2.4	26	21	1.1	16	8	22	89	4.5
2021-22 (So.)	Georgia State	19	0	155	8.2	11	32	34.4	5	15	33.3	7	10	70.0	12	15	27	1.4	13	9	0.5	11	4	8	34	1.8
2022-23 (Jr.)	Georgia State	13	11	396	30.5	59	123	48.0	20	56	35.7	46	67	68.7	9	47	56	4.3	39	13	1.0	31	10	28	184	14.2
Career totals		52	13	856	16.5	102	237	43.0	34	113	30.1	69	99	69.7	30	100	130	2.5	78	43	0.8	58	22	58	307	5.9



4

WAC

GCU
10

Wilson
DIVE



#10 JOVAN BLACKSHER JR.

GUARD SR. 5-11 165 OAKLAND, CALIF.

X @ytnunahead @nuna_head

GRAND CANYON

2022-23 | Junior

- » Named the WAC Preseason Player of the Year.
- » Only played in 12 games, suffering a season-ending knee injury in a win at Sam Houston on Jan. 5.
- » Scored in double figures in half of his 12-game season including the first three games of the year.
- » Tied GCU's D-I record with seven steals in a win over Grambling on Nov. 19.
- » Had a season-high 21 points on a perfect 7-for-7 day from the field in a win over Alcorn State on Nov. 29. Just the fifth time in GCU's D-I era that a player was perfect from the field with at least seven makes.

2021-22 | (Second-Year) Sophomore

- » In third Lopes season, was named to the All-WAC first team and NABC All-District second team.
- » Named to the Lou Henson Award Mid-Season Watch List for the top player in the mid-major ranks.
- » Became the fourth member of GCU's 1,000-point club in the program's Division I era on Feb. 16, needing less than three seasons to join DeWayne Russell, Joshua Braun and Alessandro Lever. Was GCU's 26th player to accomplish the feat all-time.
- » Set GCU's D-I career steals record with 139, surpassing DeWayne Russell's mark of 119. Also set the GCU single-season steals mark with 53, passing his own mark of 48 set in 2019-20.
- » Started 31 games, running his career total to 85 starts.
- » His mark of 490 points on the season was fifth-most in a Lopes D-I season.
- » Led GCU and ranked seventh in the WAC in scoring at 15.8 points per game. Also ranked fourth in the conference in assists per game (4.0) and seventh in steals per game (1.7).
- » Hit the fourth-most 3-pointers (61) in GCU's D-I era, a mark that ranked ninth in the WAC.
- » Scored a career-high 26 points against Seattle U on Feb. 3 on 10-of-20 shooting.
- » Made five 3-pointers in a game for the first time in his career on Dec. 30 against Chicago State.
- » Reached double-figure scoring in 28 of 31 games, including a streak of 22 straight games to open the season.

2020-21 | Sophomore

- » Landed on the All-WAC second team.
- » Named the MVP of the WAC tournament following 34 points in

the Lopes' two games while committing just one turnover in 59 minutes of play. Led GCU in scoring in both victories. Helped put New Mexico State away in title game with 15-point first half.

- » Ranked 31st nationally and second in the WAC with 5.4 assists per game. Ranked 41st with a 2.41 assist-to-turnover ratio.
- » Led GCU with 130 assists, 58 steals and a 80.7% free throw shooting clip. Tied for second on team with 31 3-pointers.
- » Posted back-to-back 20-point performances to lead the team in games against Nevada (career-high 22) and No. 25 Arizona State (21) and was named WAC Player of the Week.
- » A lob from Blacksher to Sean Miller-Moore landed as the No. 7 play on SportsCenter's top 10 on Jan. 15.

2019-20 | Freshman

- » Named the WAC Freshman of the Year, an award GCU last claimed with Alessandro Lever in 2017-18.
- » Was the only freshman in the country to accumulate 300 points, 150 rebounds and 100 assists.
- » Set GCU's all-time freshman assists record with 109.
- » Led the Lopes in assists (109), steals (48), defensive rebounds (146) and minutes (1,038).
- » Finished seventh nationally among freshmen in minutes per game (34.6).
- » Scored in double figures in his first three career games (15, 14, 14).
- » Recorded his first double-double in his third career game against eventual top-10 team San Diego State on the road, scoring 14 points and grabbing 10 rebounds.
- » Played over 30 minutes in all but two games.

HIGH SCHOOL

Shadow Mountain HS | Phoenix, Ariz.

- » Helped lead the Matadors to a state title in all four years of high school under the guidance of former NBA star Mike Bibby.
- » Averaged at least 15 points and four assists in each of his final three seasons.
- » Heralded nationally for his floor intelligence and elite defense.
- » A four-star recruit, matching top-rated recruit in GCU history.

PERSONAL

- » Parents are Jovan Blacksher Sr. and Lashaun James.
- » Longtime teammate of Jaelen House, son of Eddie House and a member of the men's basketball team at New Mexico.
- » Local talent who stayed in tune with GCU program, attending four of five Midnight Madness events prior to his college career.

CAREER HIGHS

POINTS	REBS	ASSISTS	3-PT M
26	12	10	5
vs. Seattle U Feb. 3, 2022	vs. Kansas City Feb. 13, 2020	vs. Montana St. Nov. 19, 2019	vs. Chicago St. Dec. 30, 2021
FT M	STEALS	BLOCKS	MINUTES
7	7	2	41
3 times, last: vs. Cal Baptist Feb. 5, 2022	vs. Grambling Nov. 18, 2022	vs. Northern Iowa Nov. 22, 2022	vs. Kansas City Feb. 13, 2020

HOMETOWN



AWARDS

- » WAC Preseason Player of the Year (2022-23)
- » All-WAC First Team (2021-22)
- » NABC All-District Second Team (2021-22)
- » All-WAC Second Team (2020-21)
- » WAC Tournament MVP (2020-21)
- » WAC Freshman of the Year (2019-20)

SCHOOL HISTORY



GCU ('19-pres)

MAJOR

Master's in Leadership

CAREER STATS

Year	School	GP	GS	MIN	MPG	TOTALS			3-POINT			FREE THROWS			REBOUNDING				PF	AST	APG	TO	BLK	STL	PTS	PPG
						FG	FGA	PCT	FG	FGA	PCT	FT	FTA	PCT	OFF	DEF	TOT	AVG								
2019-20 (Fr.)	Grand Canyon	30	30	1038	34.6	112	266	42.1	23	86	26.7	75	100	75.0	18	146	164	5.5	68	109	3.6	62	1	48	322	10.7
2020-21 (So.)	Grand Canyon	24	24	774	32.3	106	256	41.4	31	96	32.3	46	57	80.7	14	74	88	3.7	46	130	5.4	54	2	38	289	12.0
2021-22 (So.)	Grand Canyon	31	31	1028	33.2	178	428	41.6	61	155	39.4	73	99	73.7	11	77	88	2.8	62	124	4.0	61	2	53	490	15.8
2022-23 (Jr.)	Grand Canyon	12	12	331	27.6	46	118	39.0	10	41	24.4	26	32	81.3	4	24	28	2.3	22	29	2.4	18	3	18	128	10.7
Career totals		97	97	3175	32.7	442	1069	41.3	125	378	33.1	220	288	76.4	47	321	368	3.8	198	393	4.1	195	8	157	1229	12.7





#11 CALEB SHAW

GUARD SO. 6-5 205 PHOENIX, ARIZ.
 X @calebshaw301 Instagram @calebshaw30

NORTHERN COLORADO

2022-23 | Freshman

- » Played in all 32 games as a true freshman, averaging 17.1 minutes per game to rank fifth on the team behind two graduate students and two seniors.
- » His 166 points on the season were the most by a Bears freshman since Big Sky Freshman of the Year Bodie Hume scored 347 in 2018-19.
- » Scored in double figures in half of his first eight career games, including an 18-point outburst in his second collegiate game against Texas A&M-Commerce on Nov. 11. He shot 5-of-6 from 3-point range and pulled in a season-high seven rebounds.
- » Logged a career-high 19 points against Jacksonville State on Nov. 26, shooting 7 for 11 from the field.

HIGH SCHOOL

Valley Christian HS | Chandler, Ariz.

- » His senior campaign in 2021-22 included being named the 3A Arizona Player of the Year, all-state recognition and helping lead Valley Christian to the state title.
- » Led the team in scoring (26.4 points per game) and rebounding (7.2 per game).
- » Capped off his high school career with 31 points and 10 rebounds in the 3A championship game.
- » Played 2019-20 season at Davidson Academy in Nashville, Tenn., with father Casey Shaw and grandfather Homer Drew on the staff.

PERSONAL

- » Parents are Casey and Dana Shaw.
- » Was born in Valparaiso, Indiana.
- » Father, Casey, played at Toledo, was a pick of the Philadelphia 76ers in the 1998 NBA Draft, had a lengthy international pro career and is currently an assistant coach on the Lopes staff.
- » Mother, Dana, was a standout basketball player at Toledo and is now a member of GCU's university administration.
- » Older brother, Isaiah, is in his third year in the Lopes program but is a redshirt freshman after two redshirt seasons.
- » Uncle, Bryce, is GCU's head coach.
- » Off the court, enjoys pickleball and hanging out with friends and family.
- » If he wasn't playing basketball, it'd be tennis.
- » Favorite TV shows are Stranger Things and Breaking Bad.
- » Favorite place to vacation is Costa Rica.
- » Top three athletes to watch growing up include his dad Casey Shaw, LeBron James and Vanderbilt standout Darius Garland.

CAREER HIGHS

POINTS	REBS	ASSISTS	3-PT M
19	7	2	5
vs. Jacksonville St. Nov. 26, 2022	vs. Tex. A&M Commerce Nov. 11, 2022	4 times, last: at Weber State Dec. 29, 2022	vs. Tex. A&M Commerce Nov. 11, 2022
FT M	STEALS	BLOCKS	MINUTES
7	1	1	26
vs. N. Dakota State Nov. 25, 2022	9 times, last: at E. Washington Feb. 18, 2023	3 times, last: vs. Montana State Jan. 5, 2023	2 times, last: at New Mexico Nov. 27, 2022

HOMETOWN



SCHOOL HISTORY



Northern Colorado ('22-23)



GCU ('23-pres)

MAJOR

B.S. in Business Finance

CAREER STATS

Year	School	GP	GS	MIN	MPG	TOTALS			3-POINT			FREE THROWS			REBOUNDING				PF	AST	APG	TO	BLK	STL	PTS	PPG
						FG	FGA	PCT	FG	FGA	PCT	FT	FTA	PCT	OFF	DEF	TOT	AVG								
2022-23 (Fr.)	Northern Colorado	32	1	551	17.2	57	152	37.5	21	78	26.9	31	51	60.8	17	56	73	2.3	47	18	0.6	34	3	9	166	5.2
Career totals		32	1	551	17.2	57	152	37.5	21	78	26.9	31	51	60.8	17	56	73	2.3	47	18	0.6	34	3	9	166	5.2





#12 MARQUESE JOSEPHS

GUARD FR. 6-1 195 TORONTO, CANADA

X @MarqueseJosephs @marquesejosephs

PREP CAREER

- » Played senior year at Dream City Christian School in 2022-23.
- » Played junior year at Bella Vista Prep in 2021-22.
- » Played club for Supreme Hoops, where he averaged over 20 points per game.

PERSONAL

- » Parents are Kevin and Tanesha Josephs.
- » Mother, Tanesha, was born in Jamaica before moving to Canada. The family of father, Kevin, also lived in Jamaica before relocating to Canada.
- » Mother, Tanesha, played college basketball at Seneca College in Toronto.
- » Moved from the Toronto area to Phoenix before his high school junior year in pursuit of a dream to play college basketball and be his hoop family's first university student. Attended seven GCU basketball games while in Phoenix.
- » Long dreamed of playing basketball for GCU and finally got offer from head coach Bryce Drew in the Summer of 2023. "When I visited last year with my parents, I said, 'This is where I need to be.' All I was waiting for was an offer."
- » Played basketball since he was 5 but did not turn serious until he was about 11 and shifted from a soccer emphasis.
- » Favorite quote is, "I can do all things through Christ who strengthens me - Philippians 4:13."
- » Top place to visit is Jamaica.
- » Favorite athletes to watch growing up include Allen Iverson, Russell Westbrook and Michael Jordan.

CAREER HIGHS

POINTS	REBS	ASSISTS	3-PT M
--	--	--	--
--	--	--	--
FT M	STEALS	BLOCKS	MINUTES
--	--	--	--
--	--	--	--

HOMETOWN



SCHOOL HISTORY



GCU ('23-pres)

MAJOR

B.S. in Exercise Science

CAREER STATS

Year	School	GP	GS	MIN	MPG	TOTALS			3-POINT			FREE THROWS			REBOUNDING				PF	AST	APG	TO	BLK	STL	PTS	PPG	
						FG	FGA	PCT	FG	FGA	PCT	FT	FTA	PCT	OFF	DEF	TOT	AVG									
Career totals		0	0	0	0.0	0	0	0.0	0	0	0.0	0	0	0.0	0	0	0	0.0	0	0	0.0	0	0	0	0	0	0.0





#21 NOAH AMENHAUSER

CENTER **FR.** **7-0** **250** **GOODYEAR, ARIZ.**

X @NoahAmenhauser **@** @noah_amenhauser

HIGH SCHOOL

Estrella Foothills HS | Goodyear, Ariz.

- » Averaged 14.9 points and 8.3 rebounds as a sophomore in 2021-22 and was headed for another level as junior, averaging 20 points in four games before a season-ending knee injury.
- » Played in nine games as a senior in 2022-23 and averaged 21.9 points and 9.4 rebounds.
- » Was named the region's Offensive Player of the Year as a freshman in 2020-21.
- » Also competed in swimming and volleyball. High school coach: "There is no doubt that swim and volleyball have made him a better basketball player. Along with the competitive aspect of swim, he will come into our practices in great shape."
- » Holds the school record in 200 free relay and 400 free relay.
- » Upon signing with the Lopes on Nov. 10, 2022: "It's been my dream since I was 8 or 9. If my 8- or 9-year-old self could look at me now, he'd be so proud of all I've accomplished. It was nice to think about how I'm going to be at such a great place."

PERSONAL

- » Parents are Timothy and Heather Amenhauser.
- » Family moved to the Phoenix area from Kingman in northern Arizona when he was a fifth-grader and attended GCU basketball games with his 6-foot-6 father, Tim, and his 6-foot mother, Heather.
- » Mom, Heather (nee Guiney), played basketball at GCU from 1994 to 2000.
- » Is a third-generation GCU student after mother and grandmother attended the university.
- » Cites Tim Duncan as the biggest influence on his sport.
- » If he wasn't playing basketball, it'd be volleyball.
- » Majoring in Christian Studies: "The dream is for basketball to work out overseas or the NBA. But if it doesn't work out, I want to be a high school pastor. So having those Monday chapels with the arena filled and to have that love and connection with Christ, you don't have that on any other campus. It is a big reason why I decided to come there."
- » Favorite restaurant is Waffle House.
- » Favorite place to vacation is Hawaii.
- » Favorite athletes to watch growing up include Tim Duncan and Michael Phelps.

CAREER STATS

Year	School	GP	GS	MIN	MPG	TOTALS			3-POINT			FREE THROWS			REBOUNDING				PF	AST	APG	TO	BLK	STL	PTS	PPG	
						FG	FGA	PCT	FG	FGA	PCT	FT	FTA	PCT	OFF	DEF	TOT	AVG									
Career totals		0	0	0	0.0	0	0	0.0	0	0	0.0	0	0	0.0	0	0	0	0.0	0	0	0.0	0	0	0	0	0	0.0

CAREER HIGHS

POINTS	REBS	ASSISTS	3-PT M
--	--	--	--
--	--	--	--
FT M	STEALS	BLOCKS	MINUTES
--	--	--	--
--	--	--	--

HOMETOWN



SCHOOL HISTORY



GCU ('23-pres)

MAJOR

B.A. in Christian Studies

OUTLOOK

REVIEW

TEAM

THIS IS GCU

HISTORY



4

GCU
22





#22 JOSH BAKER

GUARD SR. 6-4 185 PHOENIX, ARIZ.

X @bakeshooow22 @bakeshow.22

GRAND CANYON

2022-23 | Junior

- » Started 16 of GCU's 36 games and was first off the bench in seven more games.
- » Set or tied D-I career highs in all major categories including points, rebounds, assists, steals, blocks and minutes.
- » Finished third on the Lopes' roster with 70 assists.
- » Scored in double figures on seven occasions, including two of his first three games as a Lope.
- » Knocked down a career-best four 3-pointers to post a career-high 14 points in a win over Utah Tech on Jan. 18.

UNLV

2021-22 | Sophomore

- » Appeared in 25 games and started 12 of them in his lone season with the Runnin' Rebels.
- » Was tied for fifth in the nation in free throw percentage (93.5%) among individuals with at least 30 attempts.
- » Scored a season high 10 points against Omaha on Dec. 15.

HUTCHINSON CC

2020-21 | (Second-Year) Freshman

- » Increased scoring average from 13.7 points per game to 16.6 points per game.
- » Shot 48.6% from the field and 41.8% from 3-point range while averaging 3.9 rebounds, 2.8 assists and 1.2 steals.
- » Shot 84.8% on free throws over his two years at Hutchinson.

2019-20 | Freshman

- » Named the Jayhawk West Freshman of the Year and second team All-Jayhawk West.
- » Team's second-leading scorer at 13.7 points per game, shooting 51.3% from the field and 48.7% on 3-pointers.
- » Averaged 4.5 rebounds, 2.5 assists and 1.4 steals per game.

HIGH SCHOOL

McClintock HS | Tempe, Ariz.

- » Was a four-year varsity player for the Chargers and appeared in 101 career games. Team went 74-37 over career.
- » Averaged over 20 points in both his junior and senior seasons.
- » As a senior in 2018-19, was the leading scorer on a team that advanced to the semifinals of the state playoffs. McClintock lost by one point for a chance to appear in the state championship game.
- » Opened senior season with a 35-point performance on 13 of 16 shooting. Season high was 38 points on 14 of 18 shooting against Horizon on Dec. 7.
- » Reeled in several accolades in his final high school season, including McClintock's Most Valuable Player, first-team all-region, regional player of the year, first-team all-conference and Tempe Union High School District's All City.

PERSONAL

- » Parents are Kim Baker and Judy Hills.
- » Has three brothers (Jordan, Kimmie and Stephen) and two sisters (Tirece and Danielle).
- » Older brother, Jordan, played basketball professionally in China and Mexico.

CAREER HIGHS

POINTS	REBS	ASSISTS	3-PT M
14	7	6	4
vs. Utah Tech Jan. 18, 2023	vs. Pepperdine Dec. 17, 2022	2 times, last: vs. Park (AZ) Feb. 21, 2023	vs. Utah Tech Jan. 18, 2023
FT M	STEALS	BLOCKS	MINUTES
6	4	2	34
3 times, last: at Wyoming Dec. 3, 2022	2 times, last: vs. Park (AZ) Feb. 21, 2023	at Calif. Baptist Dec. 29, 2022	vs. Utah Tech Jan. 18, 2023

HOMETOWN



AWARDS

- » Jayhawk West Freshman of the Year (2019-20)
- » All-Jayhawk West (2019-20)

SCHOOL HISTORY

Hutchinson ('19-21)	UNLV ('21-22)	GCU ('22-pres)

MAJOR

B.S. in Psychology

CAREER STATS

Year	School	GP	GS	MIN	MPG	TOTALS			3-POINT			FREE THROWS			REBOUNDING				PF	AST	APG	TO	BLK	STL	PTS	PPG
						FG	FGA	PCT	FG	FGA	PCT	FT	FTA	PCT	OFF	DEF	TOT	AVG								
2019-20 (Fr.)	Hutchinson CC	32	27	1033	32.3	143	279	51.3	75	154	48.7	78	92	84.8	18	124	142	4.4	54	80	2.5	72	9	44	439	13.7
2020-21 (So.)	Hutchinson CC	16	3	42.8	26.8	77	174	44.3	38	91	41.8	73	86	84.9	12	51	63	3.9	31	44	2.8	35	4	19	265	16.6
2021-22 (So.)	UNLV	25	12	416	16.6	27	75	36.0	14	53	26.4	29	31	93.5	8	21	29	1.2	26	34	1.4	15	2	8	97	3.9
2022-23 (Jr.)	Grand Canyon	31	16	655	21.1	61	159	38.4	34	95	35.8	24	34	70.6	6	68	74	2.4	56	70	2.3	48	8	20	180	5.8
Career totals (4-year schools)		56	28	1071	19.1	88	234	37.6	48	148	32.4	53	65	81.5	14	89	103	1.8	82	104	1.9	63	10	28	277	4.9





#24 DUKE BRENNAN

FORWARD SO. 6-10 250 CHANDLER, ARIZ.

X @Dukebrennan86 @dukebrennan86

ARIZONA STATE

2022-23 | Freshman

- » Was one of four Sun Devils to appear in all 36 of the team's games.
- » Set the program's all-time record for most games played by a freshman.
- » Scored a career-high 12 points at San Francisco on Dec. 21.
- » Gained postseason experience by playing eight minutes in the NCAA tournament.
- » Recorded a career-high seven rebounds at Cal on Feb. 11 in his first career start.

HIGH SCHOOL

Hillcrest Prep | Phoenix, Ariz.

- » Transferred to Hillcrest Prep for his senior year in 2021-22.
- » Had 21 Division I offers out of high school. Was ranked as the No. 20 center in his national high school class by 247 Sports for his ability around the rim at both ends and a high-motor reputation.
- » High school accolades included: Pangos All American, Jordan Brand Classic Best of the West Coast Candidate, Arizona Premier Region 6A Player of the Year, three-time multi-sport athlete of the year, scholar-athlete of the year, All-6A Breakout Player of the Year.
- » Played three years for Perry (Gilbert, Ariz.) his first three years of high school.
- » Played for Oakland Soldiers on AAU circuit.
- » Also played football and volleyball.
- » Attended GCU games while in high school and became familiar with the Havocs and the renown GCU Arena environment.

PERSONAL

- » Parents are Bill and Michelle Brennan.
- » Father, Bill, played college football at Cal State Fullerton from 1986 to 1989, where he was a tight end. The LA Times called him, "a lanky fellow who says his favorite sport was always basketball anyway, and who when covered simply signals ... to throw the ball high."
- » Sister, Breann, played golf at Utah Valley in 2019-20.
- » Best friends with Lopes teammate Malcolm Flaggs and both transferred from Arizona State. Formed a "brother-like relationship" as high school teammates and with Flaggs' father training them
- » Has a long list of accomplished athletes in his extended family including: cousin, Brent, played football at UCLA and is the head football coach at San Jose State; second cousin, Colt, was a Heisman finalist as Hawaii's quarterback who had stints in the NFL; grandfather, Bill, played football at Santa Clara; other cousins have played basketball at Kansas (Dillon Wilhite), football at Arizona (Brad Brennan) and volleyball at USC and Georgetown (Brennan and Peyton Wilhite).
- » If he wasn't playing basketball, it'd be football.
- » Favorite TV shows are Euphoria, Outer Banks and Stranger Things.
- » Favorite place to visit on vacation is Switzerland.

CAREER HIGHS

POINTS	REBS	ASSISTS	3-PT M
12	7	1	--
at San Francisco Dec. 21, 2022	at Cal Feb. 11, 2023	5 times, last: vs. Arizona March 10, 2023	-- --
FT M	STEALS	BLOCKS	MINUTES
6	1	3	27
at San Francisco Dec. 21, 2022	7 times, last: at San Francisco Dec. 21, 2022	at Oregon State Jan. 14, 2023	at Cal Feb. 11, 2023

HOMETOWN



SCHOOL HISTORY



Arizona State ('22-23)



GCU ('23-pres)

MAJOR

B.S. in Sports Management

CAREER STATS

Year	School	GP	GS	MIN	MPG	TOTALS			3-POINT			FREE THROWS			REBOUNDING				PF	AST	APG	TO	BLK	STL	PTS	PPG
						FG	FGA	PCT	FG	FGA	PCT	FT	FTA	PCT	OFF	DEF	TOT	AVG								
2022-23 (Fr.)	Arizona State	35	1	301	8.6	23	46	50.0	0	0	0.0	29	46	63.0	41	38	79	2.3	58	5	0.1	13	17	7	75	2.1
Career totals		35	1	301	8.6	23	46	50.0	0	0	0.0	29	46	63.0	41	38	79	2.3	58	5	0.1	13	17	7	75	2.1



HERCULES TIRES

WAG

TOURNAMENT

LAS VEGAS • 2023

CHAMPIONS

GCU
30

SMART TWIN TIT



#30 GABE MCGLOTHAN

FORWARD R-SR. 6-7 235 GILBERT, ARIZ.

X @GabeMcGlothan5 @gabemcglathan

CAREER SUMMARY

- » Has eclipsed the 1,000-point mark for his college career and needs 106 points to become the 27th member of GCU's 1,000-point club.
- » Ranks No. 7 on GCU's D-I career scoring list and No. 2 on GCU's D-I career rebounding list.

GRAND CANYON

2023-24 | Redshirt Senior

- » Named to the Preseason All-WAC team.

2022-23 | Redshirt Junior

- » Honored on the All-WAC second team.
- » Landed on the WAC All-Tournament Team after tying teammate Ray Harrison with 80 points for the tournament.
- » Ranked second on the team in scoring (12.8 points per game) and led the team in rebounding (7.6 per game) and field-goal percentage (52.2%).
- » His rebounding average of 7.6 ranked third in the conference for all games. Ranked second in the WAC in conference games at 7.5 per game. Ranked 58th nationally with 274 total rebounds, a season-rebounding total that was No. 3 in GCU's D-I era.
- » Ranked second in the WAC with seven double-doubles and second in the WAC with 10 double-digit rebounding efforts.
- » Reached the 1,000-point mark for his career in a 12-point effort against Seattle U on Feb. 24.
- » Was one of two Lopes (Ray Harrison) to start all 36 games.
- » Scored a career-high 35 points to lead GCU to a quarterfinal win in the WAC Tournament against Seattle U. It tied Carlos Johnson's 2019 effort for GCU's top-scoring WAC Tournament performance and tied Utah Tech's Cameron Gooden for highest-scoring performance of the 2023 WAC Tournament.
- » Finished season by scoring in double figures in 10 of final 11.
- » Pulled down a career-high 18 rebounds in a nationally televised win over Northern Iowa on Nov. 22 in Kansas City. It was the highest single-game rebounding mark in the WAC for the season, and the No. 3 mark in GCU's D-I era.

2021-22 | (Second-Year) Redshirt Sophomore

- » Started 30 of GCU's 31 games and finished third on the team in scoring (9.3 points per game) and second in rebounding (6.6 rebounds per game).
- » Finished 10th in the WAC in rebounds per game.
- » Had a team-high four double-doubles on the year.
- » Posted a GCU career-best 19 points in GCU's championship-game appearance against New Mexico State on March 11.

CAREER STATS

Year	School	GP	GS	MIN	MPG	TOTALS			3-POINT			FREE THROWS			REBOUNDING				PF	AST	APG	TO	BLK	STL	PTS	PPG		
						FG	FGA	PCT	FG	FGA	PCT	FT	FTA	PCT	OFF	DEF	TOT	AVG										
2018-19 (Fr.)	SE Missouri State	31	11	670	21.6	93	204	45.6	21	60	35.0	26	43	60.5	58	134	192	6.2	98	29	0.9	41	20	20	233	7.5		
2019-20 (So.)	Grand Canyon	REDSHIRTED SEASON																										
2020-21 (R-So.)	Grand Canyon	24	0	404	16.8	57	98	58.2	5	15	33.3	28	42	66.7	44	84	128	5.3	60	14	0.6	24	6	7	147	6.1		
2021-22 (R-So.)	Grand Canyon	31	30	815	26.3	97	222	43.7	36	110	32.7	57	78	73.1	54	151	205	6.6	86	23	0.7	46	12	20	287	9.3		
2022-23 (R-Jr.)	Grand Canyon	36	36	1039	28.9	169	324	52.2	37	107	34.6	85	119	71.4	86	188	274	7.6	93	31	0.9	61	22	21	460	12.8		
Career totals		122	77	2921	49.1	416	848	49.1	99	292	33.9	196	282	69.5	243	555	798	6.5	337	96	0.8	172	60	68	1127	9.2		

2020-21 | Redshirt Sophomore

- » Ranked second on the team with 58.3% field goal shooting and third with 5.3 rebounds per game.
- » Did not start a game but was first off the bench on 12 occasions which was second-highest on the team.
- » Led the team and collected a season-high 14 rebounds in team's blowout win over Seattle U in the semifinals of the WAC tournament on March 12.
- » Ended the year with double-figure scoring outputs in three of the last four games.

2019-20 | Redshirt

- » Redshirted season due to transfer rules and injury.
- » "It gave me a new perspective. It took my identity from being in basketball and pushed me to my limits to find something else. That's when I found my faith. God really spoke to me in that moment."

SOUTHEAST MISSOURI STATE

2018-19 | Freshman

- » Made a late-season surge where he started 11 of the final 12 games. Ended season shooting 55.1% (43 for 78) from the field in final nine games.
- » Finished 10th in rebounding (7.1 per game) during conference play in the Ohio Valley Conference.
- » Scored career-high 27 points on an efficient 10-for-14 shooting clip against Tennessee Tech on Feb. 7.

BEFORE COLLEGE

Putnam Science Academy | Putnam, Conn.

- » Played 42 games for the national prep champion.

Basha HS | Chandler, Ariz.

- » Named the Premier Region Player of Year and an all-state honoree for a state championship team that went 30-1 in 2016-17.
- » Team won the state title inside GCU Arena in 2017.

PERSONAL

- » Parents are Kevin McGlothan and Janelle Danley.
- » Mother, Janelle, is a University Admissions Manager at GCU.
- » Brother, Aidan, played soccer at GCU from 2014 to 2017.
- » Favorite motivational quote is: "A good leader is everybody's floor, not their ceiling."
- » One of 14 student-athletes hand picked to be a part of the NCAA Men's Basketball Elite Student-Athlete Symposium.

CAREER HIGHS

POINTS	REBS	ASSISTS	3-PT M
35	18	3	5
vs. Seattle U March 9, 2023	vs. Northern Iowa Nov. 22, 2022	7 times, last: vs. North Texas Dec. 10, 2022	vs. Seattle U March 9, 2023
FT M	STEALS	BLOCKS	MINUTES
12	3	4	40
vs. Pepperdine Dec. 17, 2022	3 times, last: vs. Loyola Marymount Dec. 7, 2022	at Miss. Valley St. Dec. 4, 2018	vs. SIU-Edwardsville Jan. 24, 2019

HOMETOWN



AWARDS

- » Preseason All-WAC (2023-24)
- » WAC All-Tournament Team (2023)
- » All-WAC Second Team (2022-23)
- » Preseason All-WAC Second Team (2022-23)

SCHOOL HISTORY



SEMO ('18-19)



GCU ('19-pres)

MAJOR

Master of Divinity





#33 ISAIAH SHAW

GUARD R-FR. 6-8 205 ROME, ITALY

X @isaiah_shaw08

@isaiah.shaw08

GRAND CANYON

2022-23 | Redshirt

- » Appeared in seven games before a knee injury caused him to miss the remainder of the season and use a medical redshirt.
- » In his shortened season, connected on over 50% of his 3-point attempts (7 for 13) and made at least one 3-pointer in six of his seven appearances.
- » Set career highs of 11 points, six rebounds and 23 minutes against Benedictine Mesa on Nov. 26.

2021-22 | Redshirt

- » Redshirted first college season.

BEFORE COLLEGE

Phoenix Prep | Phoenix, Ariz.

- » Grew game with one year of prep school.

Davidson Academy | Nashville, Tenn.

- » Averaged 17.5 points as a junior in 2019-20, playing for his father, Casey. Also pulled down 6.5 rebounds per game and shot 40% from 3-point range.

PERSONAL

- » Born in Rome, Italy, while his father was playing professionally.
- » Father, Casey, played at Toledo, was a pick of the Philadelphia 76ers in the 1998 NBA Draft, had a lengthy international pro career and is currently an assistant coach on the Lopes staff.
- » Mother, Dana, was a standout basketball player at Toledo.
- » Younger brother, Caleb, transferred to join the Lopes program for 2023-24 after spending his freshman season at Northern Colorado.
- » Uncle, Bryce, is GCU's head coach.

CAREER HIGHS

POINTS	REBS	ASSISTS	3-PT M
11	6	2	2
vs. Benedictine Nov. 26, 2022	vs. Benedictine Nov. 26, 2022	2 times, last: vs. Benedictine Nov. 26, 2022	vs. SD Christian Nov. 9, 2022
FT M	STEALS	BLOCKS	MINUTES
2	1	--	23
vs. Benedictine Nov. 26, 2022	2 times, last: vs. Benedictine Nov. 26, 2022	--	vs. Benedictine Nov. 26, 2022

HOMETOWN



SCHOOL HISTORY



GCU ('21-pres)

MAJOR

B.S. in Business Management

CAREER STATS

Year	School	GP	GS	MIN	MPG	TOTALS			3-POINT			FREE THROWS			REBOUNDING				PF	AST	APG	TO	BLK	STL	PTS	PPG		
						FG	FGA	PCT	FG	FGA	PCT	FT	FTA	PCT	OFF	DEF	TOT	AVG										
2021-22 (Fr.)	Grand Canyon	REDSHIRTED SEASON																										
2022-23 (R-Fr.)	Grand Canyon	7	0	65	9.3	11	25	44.0	7	13	53.8	2	3	66.7	6	5	11	1.6	4	4	0.6	3	0	2	31	4.4		
Career totals		7	0	65	9.3	11	25	44.0	7	13	53.8	2	3	66.7	6	5	11	1.6	4	4	0.6	3	0	2	31	4.4		



THIS

IS



ARENA INFORMATION

Broke ground	June 25, 2010
Opened	September 1, 2011
Capacity	7,000
Location	On campus

HISTORY

First game	Nov. 5, 2011 vs. Arizona State (exhib.)
Result	L, 69-89
Largest crowd	7,521 - Jan. 11, 2018, vs NM State
Result	W, 70-59
GCU record	158-40 (.798)
Division I	128-38 (.768)
Most wins	18 wins, 2015-16

MISCELLANEOUS

Construction time	15 months
Square feet	135,000
Basketball court type	Portable
Number of pieces	125
Piece dimensions	4' x 8', 125 lbs.
Concession stands	5
Largest video display size	15' x 35'

Grand Canyon University Arena has provided the Lopes a definitive home-court advantage since opening its doors before the 2011-12 basketball season. With a seating capacity of 7,000 and a prime location on campus, the venue is regularly packed to the rafters with students and fans, providing an electric atmosphere ripe for success. Since its opening, the GCU men's team has been dominant in the arena, posting an overall record of 158-40 (.798), including six seasons of at least 15 wins.

GCU Arena hit new levels in 2018-19. With an average crowd of 7,170 fans in the 7,000-seat arena, GCU Arena was the fullest venue in college basketball with a percent capacity of 102.42%.

The Lopes' record playing a regular complement of Division I guests has been impressive as well, as GCU owns a 128-38 (.768) mark since 2013-14.

An intimidating factor for opponents, the large Havocs student section has proven to be one of the best in the nation. The Havocs create an imposing backdrop for visiting teams as they fill the bleachers with energy and enthusiasm. With a push from the Havocs, a packed house is becoming a regular occurrence and has led to an incredible rise in attendance for the men's team in the first decade of GCU Arena.

Home attendance has tripled since the arrival of the arena, with a per-game average of over 7,100 fans coming through the doors in 2018-19. While crowds of over 7,000 used to represent milestones, it has become a common occurrence at GCU Arena as the Lopes rise to Division I prominence. All

but two nonconference games were filled above the arena's 7,000-seat capacity in the 2018-19 season.

Student-athletes love the atmosphere while also enjoying first-class amenities. The facilities on the GCU campus are the best in the conference and feature everything student-athletes need to be successful right at their fingertips. The university's GCU 10 in 2 initiative has only cemented its facilities as some of the top mid-major facilities in the country. From an on-site medical facility to the strength and conditioning area and locker room with a players' lounge and study area, the Lopes have all the comforts of home just a short walk from student housing.

The facility originally broke ground in the summer of 2010 and was completed before the start of the 2011-12 basketball season. It is owned and operated by the university.

GCU Arena continues to improve. Capacity was increased from 5,000 to 7,000 with the addition of an upper deck in the Summer of 2014. Brand new men's and women's basketball locker rooms were constructed following the 2021 season. Most recently, a new in-arena dining experience — the Havoc House — opened in August of 2023 and is used for Lopes Club donors prior to all men's basketball games.

GCU Arena is the permanent home of the Lopes' men's and women's basketball teams as well as men's and women's volleyball matches and many other university events.





TOP 10 CROWDS

7,521 Jan. 11, 2018 vs. New Mexico State

7,502 Feb. 25, 2017 vs. Kansas City

7,499 Jan. 15, 2022 vs. Tarleton

7,498 Nov. 8, 2019 vs. Illinois

7,497 March 3, 2019 vs. CSU Bakersfield

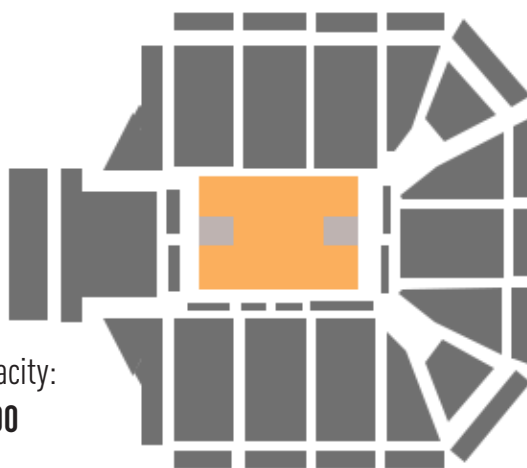
7,495 Feb. 9, 2019 vs. New Mexico State

7,493 Dec. 3, 2016 vs. Louisville

7,479 Feb. 11, 2017 vs. New Mexico State

7,438 Feb. 17, 2023 vs. Abilene Christian

7,413 Jan. 9, 2016 vs. New Mexico State



Capacity:
7,000

Phoenix sports icon Jerry Colangelo lends his years of experience and knowledge to Grand Canyon University as an adviser and his name to the university's Colangelo College of Business.

Born in 1939, Colangelo began his career in sports in the state of Illinois. He played college basketball for the Illinois Fighting Illini from 1960-62 where he earned All-Big Ten honors twice (1961, 1962) and captained the team as a senior. Colangelo graduated in 1962 with a degree in physical education.

Colangelo began his professional career in sports at the age of 26 when he began working for the newly formed Chicago Bulls in 1966. He worked as a marketing director, head scout for the team, along with an assistant to the president of the Bulls. Colangelo made sports history in 1966 when he helped organize the first shoe deal in professional sports between Converse and the Bulls.

In 1968, Colangelo continued making history by becoming the youngest general manager in professional sports, at age 28, when he made the move to Arizona and helped found the Phoenix Suns. Bringing professional basketball to the Valley of the Sun was the beginning of over 50 years of sports history in Arizona.

The Suns were competitive during the 1970s, reaching the NBA Finals in 1976 and losing to the Boston Celtics in six games. Colangelo earned his first of four NBA Executive of the Year Awards in 1977. Starting in 1978, the Suns made the playoffs eight straight seasons, with Colangelo earning his second Executive of the Year Award in 1982. In 1987, Colangelo bought the Suns for a record \$44 million, and became managing partner of the team.

In Colangelo's second year as managing partner, the Suns made one of the biggest turnarounds in NBA history by nearly doubling their win total (28 to 55) and making the first of 13 consecutive playoff appearances. Colangelo was an essential part of the group that helped build America West Arena (now Talking Stick Resort Arena), bringing the Suns to downtown Phoenix. During those years of success, Colangelo engineered trades for future Hall of Famer Charles Barkely and dynamic point guard Kevin Johnson. The Suns reached their second NBA Finals in 1993, losing to Michael Jordan's Bulls. Colangelo earned his final two Executive of the Year Awards in 1990 and 1994.

While attending a Chicago Cubs game during the NBA season, Colangelo made the decision to bring professional baseball to Phoenix. In 1995, the MLB awarded an expansion team to Arizona and, just three years later, the Arizona Diamondbacks began play in Bank One Ballpark (now Chase Field) with Colangelo serving as managing partner and CEO of the team. Three short years later, the Diamondbacks made history by becoming the youngest MLB franchise to win a World Series. Colangelo celebrated with the team hoisting the Commissioner's Trophy celebrating the first major pro sports championship for the state of Arizona.

In the 1990s, Colangelo brought many other professional sports franchises to Phoenix. In 1992, Colangelo founded the Arizona Rattlers from the Arena Football League. The Phoenix Coyotes (now Arizona Coyotes) were founded in 1996 and began play in Phoenix before moving to Glendale. Colangelo founded the Phoenix Mercury as the WNBA was brought to Phoenix in 1997.

Colangelo also turned around USA Basketball, taking over in 2005. The team hadn't won a major international competition since 2000, so Colangelo rebuilt the program from the ground up. With help from legendary coach Mike Krzyzewski, the men's national team won four consecutive gold medals in the 2008, 2012, 2016 and 2020 Olympics. The men's national team amassed eight total medals in the 13 years Colangelo served as managing director.

For his lifelong dedication to the sport of basketball, Colangelo was inducted into the Naismith Memorial Basketball Hall of Fame in 2004.

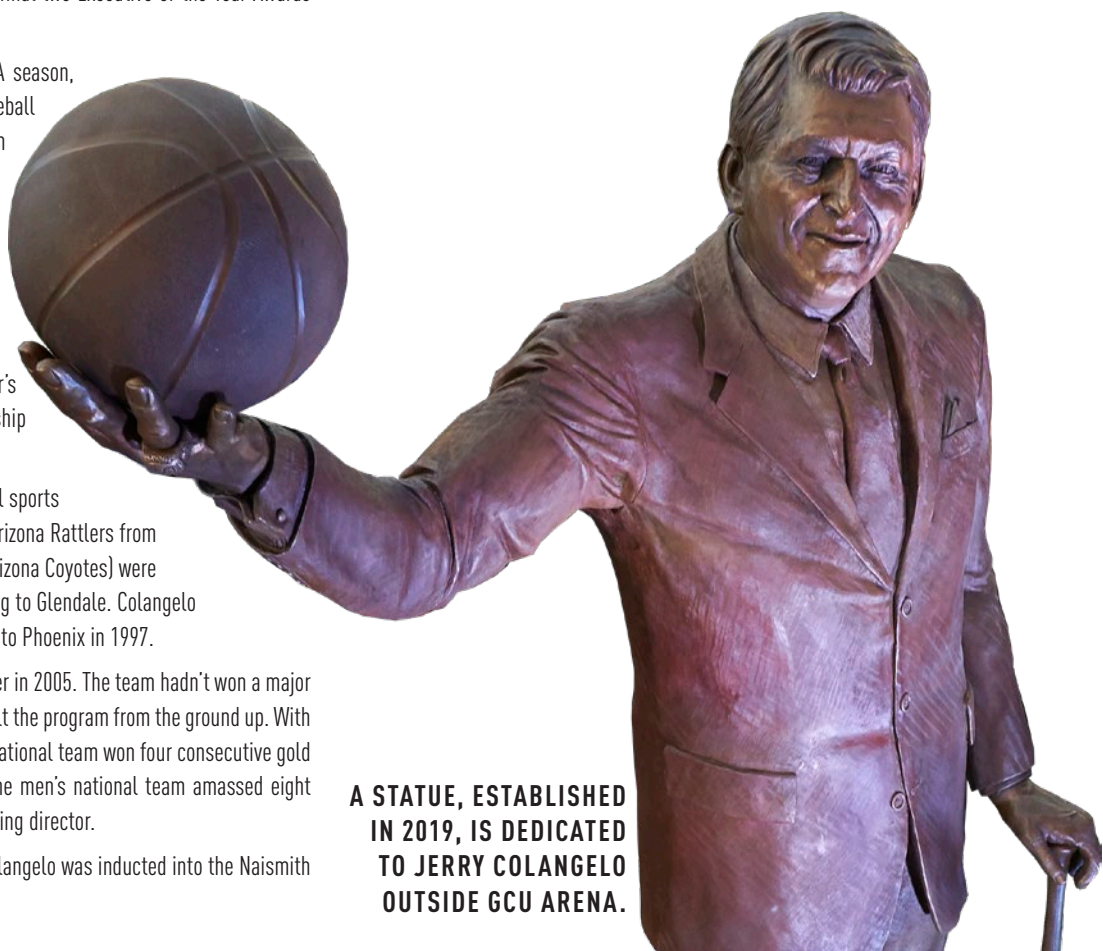
In 2011, Colangelo turned his attention to Grand Canyon University. With his partnership with President Brian Mueller, the Colangelo College of Business was founded. The Colangelo College of Business "challenges and inspires students to be servant leaders with the business skills and values necessary to drive organizational success and positively impact society." With Colangelo's help, GCU now offers one of the most comprehensive sports management, golf management and business schools in the country.

Colangelo's influence has led to partnerships with the Oakland Athletics and Milwaukee Brewers spring training facilities, along with numerous on-campus guest speakers and events focused on sports. Colangelo regularly speaks to classes on campus, striving to make an impact on future leaders in the industry.

A regular attendee at GCU basketball games, Colangelo looks to help mold the Lopes program into a top-25 competitor with regular appearances in the NCAA tournament. GCU basketball garnered national attention for its successful four-year transition period from Division II to Division I and awe-inspiring homecourt atmosphere led by the Havocs.

Colangelo has left an impact on hundreds of people that he has met over his life. He has a message for them, one that still holds true to this day. "At the core of my beliefs is a conviction that every person, in service to their faith, values, and dreams must seize whatever chances arise, to make the most of his or her life."

GCU unveiled a statue of Jerry Colangelo adjacent to GCU Arena on Feb. 9, 2019.



A STATUE, ESTABLISHED IN 2019, IS DEDICATED TO JERRY COLANGELO OUTSIDE GCU ARENA.

PHOENIX IMPACT

1968



Phoenix Suns founded
NATIONAL BASKETBALL ASSOCIATION

1992



Arizona Rattlers founded
ARENA FOOTBALL LEAGUE

1996



Arizona Coyotes relocated
NATIONAL HOCKEY LEAGUE

1997



Phoenix Mercury founded
WOMEN'S NATIONAL BASKETBALL ASSOCIATION

1998



Arizona Diamondbacks founded
MAJOR LEAGUE BASEBALL

2001



Arizona Diamondbacks win city's first major pro sports title

IN THEIR WORDS

Mr. Colangelo not only delivers, he over-delivers on everything he does.

When you do that for 50 years with integrity and honesty, you see the incredible impact it has had on this community.

BRIAN MUELLER, GCU PRESIDENT

There is not a better boss in the world. He motivates people, he inspires people, he does things the right way. He's a guy that you want to do your best for to please him. He was a consummate motivator, and you wanted to do everything you could for him because he provided everything that you needed to be successful.

TOM CHAMBERS, SUNS LEGEND

Jerry treats people with respect, and he's an optimistic guy who believes that you can get people to work together and accomplish great things.

He cares about doing things for the right reasons, and he's pragmatic about it – you have to be.

PAUL WESTPHAL, FORMER SUNS & GCU COACH

I have learned the importance of relationships as well as keeping your priorities:

faith, family, friends and community.

RANDY GIBB, GCU PROVOST

GCU is on the rise ... everything Jerry Colangelo touches turns to gold.

CHRIS MULLIN, NBA HALL OF FAMER



OUTLOOK

REVIEW

TEAM

THIS IS GCU

HISTORY



The Havocs are some of the most dedicated and rowdy fans in all of collegiate sports. Over 3,000 students strong, they turn GCU athletic venues into some of the rowdiest and hostile environments in all of college sports. They use their unified group to help the community and volunteer with various non-profits and charitable organizations. Havocs strive to create a spirited community and sense of camaraderie for all students.

Known for their constant energy, support and pride, the Havocs support and encourage all GCU athletic teams, promote school spirit and build Lope pride and tradition – while upholding the four pillars and values of GCU. With positive sportsmanship and respect in mind, Havocs create an energetic environment for our fans and an intimidating atmosphere for opponents.

Tabbed as the “Biggest Party in College Basketball,” the Havocs bring the noise and excitement every game with different cheers, choreographed dances, chants that are utilized to give every team a competitive advantage when playing at home at GCU. In August 2018, GCU Arena was ranked 22nd in the country for best college basketball atmospheres, and was quoted as “easily one of the rowdiest fan bases in the entire country” by Bustingbrackets.com.

The Havocs mission is to be the most spirited, energetic and disruptive student section in the country. Havocs strive to create the most unique game day experience in college basketball and a sense of camaraderie for all students.

The Havocs cheer at more than just home events, sending droves of students to rival New Mexico State and to the WAC Tournament in Las Vegas. The support has garnered national attention over the past five years including being featured on ESPN’s SportsCenter with Scott Van Pelt.

The Havocs are more than just a student section, too. The Havocs serve the community through their Havocs with Heart outreach. Havocs with Heart is a program committed to making a difference in the community and connecting members with various non-profit organizations in Phoenix. They believe they can use GCU sporting events and their wide member base to shed light on local charities and lend a helping hand.

The Havocs have selected charities that serve a wide range of needs, from homelessness to life-threatening illnesses. Havocs members use the same energy they have at games to help others who are in need. The Havocs believe it’s their responsibility to not only cheer for our athletics and connect with students on campus, but use their position within GCU to help support the surrounding community.





WHAT THEY'RE SAYING

"In college basketball, in my 40-plus years, this was the toughest crowd I've ever faced. Awesome ... you've got something special here. Really special."

- **Rick Pitino, College Basketball Hall of Fame coach**

"GCU created college basketball's rowdiest secret with stunning quickness ... home to possibly the best student section in college basketball. Duke has the Cameron crazies. Kansas has the Phog. GCU has the Havocs."

- **Andrew Joseph, USA Today**

"This is not a college basketball game. It's a Miami nightclub in the desert."

- **Myron Medcalf, ESPN.com**

"The Havocs are the biggest party in college basketball."

- **SB Nation**

"I can't remember a more electric pregame atmosphere."

- **Vince Marotta, Arizona Sports 98.7 FM**

"Welcome to Grand Canyon University Arena, home to what could very well be college basketball's next elite mid-major."

- **Connor Pelton, SB Nation**

"Grand Canyon has become one of college basketball's trendiest schools over the past half-decade largely due to the student section, called the Havocs, creating one of the most fun atmospheres in the country."

- **Brian Rauf, Fansided**

Grand Canyon University's rise in NCAA Division I athletics was further entrenched by the announcement of a university-wide deal with apparel and footwear giant, Nike, on May 27, 2015.

GCU has the benefit of the cachet associated with Nike products.

Phoenix sports icon Jerry Colangelo made the announcement in the press conference on the GCU campus. Colangelo serves as a special consultant to the university's athletic department and is the namesake of the school's business college.

"I think it's huge because when you talk about world brands, they don't get much bigger than Nike," said Colangelo, who helped make the deal possible by leveraging his relationships with the company from his time in the NBA and USA Basketball.

The deal with Nike covers apparel and footwear for coaches, student-athletes and staff of all 21 sports.

"Before Gonzaga was Gonzaga, Nike had a deal with them. Before Butler was Butler, Nike had a deal with them," Nike executive Eric Lautenbach said. "One day I could be referencing Grand Canyon when I talk about our relationships with schools that set no limits on the championships they pursue."

The Nike deal adds a globally recognized "swoosh" to GCU's purple-clad teams. The contract was characterized as similarly financially to deals the company has made with more established D-I schools in the former Big East Conference.

"Anything Jerry Colangelo has suggested to me has netted out to be a great idea," Lautenbach said, noting their relationship is among the most cherished things he's developed in his career at Nike.

"The recipe has been developed for great success. Our track record is we're going to work with great partners and to be a great partner for them."

"Sure, there's competition in the apparel business and the shoe business," Colangelo said. "But by far, the big guy in that whole space is Nike."

"The Nike brand is incredible. They've earned it; they deserve it. To be associated with them is very significant in the way they're involved with us."



Phoenix sports icon Jerry Colangelo announces the university's partnership with Nike in a press conference on May 27, 2015.

» PRACTICE FACILITY

Adjacent to Grand Canyon University Arena, the GCU Basketball Practice Facility offers GCU men's and women's basketball programs a state-of-the-art, conveniently-located home.

The main floor of the GCU Basketball Practice Facility has one main regulation-sized court with two side practice courts.

The main entrance of the facility is home to the Jerry Colangelo Museum which is open to the public and full of artifacts from Phoenix sports icon Jerry Colangelo. Colangelo has strong ties to GCU and has the College of Business named after himself as well.

On the second level, the facility houses over 10 individual offices for both men's and women's basketball coaching and support staffs. The offices of both head coaches overlook the practice facility with sliding glass doors leading to a balcony that overlooks the court below. All offices in the facility have windows that overlook either the practice floor or the main lobby.

Back on the main floor, both programs have a team room and player's lounge right off the practice facility court.

Capping off the new facility, the complex features team meeting space and a film room, also right off of the practice facility court.

The facility opened for both programs at the conclusion of the 2016-17 basketball season.



OUTLOOK

REVIEW

TEAM

THIS IS GCU

HISTORY

TV CREW



GCU extended an agreement with FOX 10 Xtra for the fifth straight year to broadcast all home men's basketball games to more fans than ever, tripling the household reach in the Phoenix metro area to 2 million homes. The veteran crew of Barry Buetel, Scott Williams and Kate Longworth return for their ninth season calling all the action. In addition to FOX 10 Xtra (Channel 45 / Cable 9), all home games and all WAC games are streamed on ESPN+.



BARRY BUETEL

Play-by-Play

Buetel is in his 11th year at GCU, serving as the Executive Director of Broadcast. He is the voice of all televised GCU athletic events ranging from basketball to baseball and softball.

Buetel has held numerous broadcasting roles covering various professional teams including the Arizona Diamondbacks, Arizona Coyotes, Arizona Cardinals, Miami Dolphins, Jacksonville Jaguars and Minnesota Wild. His responsibilities have ranged from play-by-play to analysis to host on both the television and radio side of broadcasts.



SCOTT WILLIAMS

Analysis

A three-time NBA champion, 15-year NBA veteran and former NBA assistant coach, Scott Williams is in his 10th season as the analyst for GCU men's basketball games.

A Hacienda Heights, California, native, Williams attended North Carolina and played for legendary Tar Heels head coach Dean Smith.

Undrafted out of college, Williams was signed by the Chicago Bulls and played his first four pro seasons with the team, winning three consecutive NBA titles.

Williams' pro career spanned seven teams, including two seasons with the Phoenix Suns, and 746 games.



KATE LONGWORTH

Sideline Reporter

Longworth enters her ninth season covering all televised GCU athletic events as the sideline reporter.

She also served as an on-field reporter for the Arizona Diamondbacks on FOX Sports Arizona, a role which she had held since the beginning of the 2015 season.

An Emmy Award winner, Longworth covered Bay Area sports from 2008 to 2015 before returning home to Arizona where she graduated from University of Arizona. While in the Bay Area, Longworth worked for Comcast SportsNet, providing coverage of the Oakland Athletics, Oakland Raiders, San Jose Sharks and San Jose Earthquakes.

RADIO CREW



MICHAEL POTTER

Play-by-Play

A 1990 graduate of Grand Canyon University, Potter returns to the microphone for his 15th season calling GCU men's basketball games. Potter is also the voice of GCU baseball.

Potter's time broadcasting Lopes basketball extends back to the 2009-10 season and the final four years of GCU's stay at the Division II level.

"I love to do this," Potter said. "I try to paint the picture and let the listener fill in the gaps. I wouldn't say I'm a 'homer,' but you know where my loyalties lie."

Outside of GCU Athletics, Potter has also served as the voice of the WAC Basketball and Baseball Tournaments on the ESPN family of networks and play-by-play for the Pac-12 Network.

While a student at Grand Canyon, Potter had a front-row seat to one of the more memorable moments in GCU's NAIA athletic history. He was in attendance to watch the Lopes claim an NAIA National Championship in men's basketball under future NBA coach, Paul Westphal.

A native of Kansas City, Potter is married to his wife, Lori, and has four children. He and his family currently live to the northwest of the GCU campus in Surprise.



PAUL CORO

Analysis

Coro enters his fifth season on the mic for both home and away games after joining Potter for road games only in 2018-19. In addition to calling the games, Coro is a senior writer who covers Lopes athletics for GCU Lopes.com and is editor of the site.

Coro covered the Phoenix Suns from 2004 to 2016 for The Arizona Republic after holding the Arizona State and preps sports beats there. Coro's peers selected him as the National Sports Media Association's Arizona Sports Writer of the Year for 2010, 2015 and 2016 and he was named Best Sports Writer by Phoenix Magazine in 2006. He also was an Arizona Sports Hall of Fame nominee in 2018 and 2019.

Coro grew up near GCU in west Phoenix and attended Apollo High School. He graduated from ASU's Walter Cronkite School of Journalism and Mass Communication as Undergraduate of the Year. He's married to Michelle, a high school multimedia educator, GCU adjunct professor and National Scholastic Press Association board member. They have two daughters, Jasmine and Maya.

HOME GAMES RETURN TO FOX 10 XTRA, WAC EXPANDS ESPN AGREEMENT



FLEXIBLE WAYS TO WATCH



TV

Watch on FOX 10 Xtra (Ch. 45/9)
OR
stream ESPN+ on smart TV or
streaming device



COMPUTER

Visit
ESPN.com/Watch



TABLET

Via ESPN+ subscription
only on the ESPN app



MOBILE DEVICE

Via ESPN+ subscription
only on the ESPN app

ALL GAMES, HOME AND AWAY, ON THE RADIO DIAL



ON THE RADIO DIAL

1580 AM
99.3 FM
95.9 FM

ON THE COMPUTER

1580thefanatic.com

ON THE GO

1580 The Fanatic
mobile app

Road game TV and streaming coverage determined by host schools.
Visit GCUlopes.com to find available viewing options for all road contests.



GCU ARENA

Home of men's and women's basketball, men's and women's volleyball
Opened September 2011




BRAZELL FIELD AT GCU BALLPARK

Home of baseball
Opened February 2018



GCU STADIUM

Home of men's and women's soccer
Opened August 2016



GCU SOFTBALL STADIUM

Home of softball
Opened February 2018



GCU BEACH VOLLEYBALL STADIUM

Home of beach volleyball
Opened February 2017



GCU GOLF COURSE

Home of men's and women's golf
Reopened January 2016



BASKETBALL PRACTICE FACILITY

Home of men's and women's basketball
Opened April 2017



GCU TENNIS FACILITY

Home of men's and women's tennis
Opened August 2016



LOPES PERFORMANCE CENTER

Training home of all athletic programs
Opened August 2010, reopened January 2017



ANTELOPE GYMNASIUM

Secondary home of men's and women's volleyball
Reopened 1994



JERRY COLANGELO MUSEUM

Opened September 2017



TIM SALMON BASEBALL CLUBHOUSE


Home of baseball
Opened January 1999

Grand Canyon University is growing rapidly with plans for continued expansion. Since 2009, GCU has invested well over \$1 billion into the university to improve the quality of academic offerings and student experiences. This infrastructure includes new classrooms, laboratories, libraries, student support centers, residence halls and recreational facilities. In fall 2022, Grand Canyon University once again welcomed a record number of students to its Phoenix campus, planning to expand the student population and campus facilities going forward.

The university also continues to accommodate a growing online and evening student community. GCU has tens of thousands of online students attending class from across the globe. In turn, the university is constantly refining its digital platforms to deliver GCU's outstanding campus experience to virtual settings. GCU is also building additional campus locations to help full-time and evening students attend class closer to home.

"New" is infused throughout GCU's growing campus. In fall 2023, the university finished two more six-floor apartment-style residence halls, bringing the count to 31 residence buildings accommodating 19,000 students. New spaces around campus for Fall of 2022 also emphasized student gatherings and fellowship. The centralized Prescott Field was converted from a club sports practice field to a hangout spot. The Quad continued renovations to add an outdoor restaurant, artificial turf, more seating and a new video display. GCU Arena will also be home to a new restaurant — the Havoc House — and will serve students around the calendar and Lopes Club members on game nights.

GCU has also expanded outside of campus to include new properties. The GCU Hotel and Canyon 49 Grill have been repurposed to serve GCU's exploding Discover program for visiting potential students. The Grand Canyon Beverage Company, with several locations around campus, offers gourmet beverages, including coffee, tea and specialty drinks. The GCU Golf Course and Lope House restaurant continues to operate a few minutes from GCU's main campus.



230+

DEGREE PROGRAMS OFFERED

3.6

INCOMING STUDENT GPA



VCU ATHLETICS

GCU is home to 21 NCAA Division I athletics teams, including basketball, soccer, baseball, softball, track and field, golf, volleyball and more. The university's mission is to develop good Christian role models who embody the highest standards of excellence in all aspects of their lives, from the classroom to the court. In addition to GCU's Division I teams, the school offers other athletics programs, including intramural sports as well as dance and cheer. Follow the teams and learn more about GCU's athletics programs by visiting GCUlopes.com.

MISSION

Since GCU's founding in 1949, the university has been a faith-based institution. It is the university's position that academic quality and integrity are the primary purposes of the university as evidenced in our mission statement:

GCU is a missional, Christ-centered university with an innovative and adaptive spirit that addresses the world's deep needs by cultivating compassionate Christian community, empowering free and virtuous action, and serving others in ways that promote human flourishing.

Through academic excellence, the university equips students with knowledge of the Christian worldview, instilling in them a sense of purpose and vocational calling that enables them to be innovative thinkers, effective communicators, global contributors and transformative leaders who change their communities by placing the interests of others before their own.

10

COLLEGES

25k

STUDENTS ON CAMPUS

**2023 NICHE.COM
BEST COLLEGES
RANKINGS**

#4

BEST COLLEGE DORMS

#24

BEST COLLEGE CAMPUS

#21

BEST COLLEGE FOOD

ABOVE RANKINGS: #1 IN ARIZONA

OUTLOOK

REVIEW

TEAM

THIS IS GCU

HISTORY

LOGOS



Primary Logo - Arched GCU



Secondary Logo - Running Lope



Logotypes

REFERRING TO GRAND CANYON UNIVERSITY

ACCEPTABLE

Grand Canyon University
Grand Canyon
GCU
Lopes

NOT ACCEPTABLE

Canyon
'Lopes
GC


FIRST REFERENCE ONLY

Antelopes

OUT-OF-DATE LOGOS - NEVER ACCEPTABLE



COLOR PALETTE



Purple

PMS 267
CMYK 76/96/0/0
HEX #522398



Black

Pantone Black C
CMYK 0/0/0/100
HEX #000000



White

--
CMYK 0/0/0/0
HEX #FFFFFF



Gray

PMS 10101c
CMYK 0/0/0/20
HEX #D4D5D4

FOR MORE INFORMATION

Visit the Grand Canyon University Brand Standards guide online at gculopes.com/brand.

HISTORY

AND

RECORDS



- 102 Year by year
- 104 Stats by year
- 110 Scoring leaders by year
- 114 Game by game
- 124 Record by opponent
- 126 Series by opponent
- 134 Record by conference
- 136 Assistant coaches
- 138 Individual honors
- 140 All-time roster and stats
- 146 All-time jersey numbers
- 149 Biggest win margins
- 150 Lopes in the pros
- 154 Records (game)
- 156 Records (season)
- 158 Records (career)
- 159 Records (by class)
- 160 Postseason games and records
- 162 1,000-point club
- 166 Other career clubs
- 167 100-point games
- 168 Openers
- 170 Head coaches
- 172 National championships
- 178 WAC Tournament records
- 180 GCU Arena records
- 182 Record through
- 183 Comeback wins

HISTORY » YEAR-BY-YEAR

YEAR	AFFILIATION	OVERALL		CONFERENCE		COACH (YEAR)	LEAGUE FINISH	POSTSEASON
		W-L	Pct.	W-L	Pct.			
1949-50	NAIA	0-8	.000	--	--	Howard Mansfield (1)	--	--
1950-51	NAIA	2-11	.154	--	--	Howard Mansfield (2)	--	--
1951-52	NAIA	5-15	.250	--	--	David Brazell (1)	--	--
1952-53	NAIA	11-14	.440	--	--	David Brazell (2)	--	--
1953-54	NAIA	9-14	.391	--	--	David Brazell (3)	--	--
1954-55	NAIA	11-11	.500	--	--	David Brazell (4)	--	--
1955-56	NAIA	14-9	.609	--	--	David Brazell (5)	--	--
1956-57	NAIA	15-9	.258	--	--	David Brazell (6)	--	--
1957-58	NAIA	15-5	.750	--	--	David Brazell (7)	--	--
1958-59	NAIA	20-0	1.000	--	--	David Brazell (8)	--	--
1959-60	NAIA	15-9	.625	--	--	David Brazell (9)	--	--
1960-61	NAIA	12-10	.636	--	--	Ben Lindsey (1)	--	--
1961-62	NAIA	14-8	.368	--	--	Ben Lindsey (2)	--	--
1962-63	NAIA	9-13	.409	--	--	Ben Lindsey (3)	--	--
1963-64	NAIA	9-12	.429	--	--	Ben Lindsey (4)	--	--
1964-65	NAIA	7-16	.304	--	--	Ben Lindsey (5)	--	--
1965-66	NAIA	11-13	.458	--	--	Ben Lindsey (6)	--	--
1966-67	NAIA	14-13	.519	--	--	Ben Lindsey (7)	--	--
1967-68	NAIA	11-13	.458	--	--	Ben Lindsey (8)	--	--
1968-69	NAIA	14-11	.560	--	--	Ben Lindsey (9)	--	--
1969-70	NAIA	21-6	.778	--	--	Ben Lindsey (10)	--	--
1970-71	NAIA	10-17	.370	--	--	Ben Lindsey (11)	--	--
1971-72	NAIA	17-12	.586	--	--	Ben Lindsey (12)	--	--
1972-73	NAIA	19-10	.655	--	--	Ben Lindsey (13)	--	(0-1) NAIA first round
1973-74	NAIA	28-2	.933	--	--	Ben Lindsey (14)	--	(1-1) NAIA second round
1974-75	NAIA	30-3	.909	--	--	Ben Lindsey (15)	--	(5-0) NAIA national champions
1975-76	NAIA	27-3	.900	--	--	Ben Lindsey (16)	--	(1-1) NAIA second round
1976-77	NAIA	20-9	.690	--	--	Ben Lindsey (17)	--	--
1977-78	NAIA	30-3	.909	--	--	Ben Lindsey (18)	--	(5-0) NAIA national champions
1978-79	NAIA	24-4	.857	--	--	Ben Lindsey (19)	--	(0-1) NAIA first round
1979-80	NAIA	25-5	.833	--	--	Ben Lindsey (20)	--	(0-1) NAIA first round
1980-81	NAIA	16-13	.552	--	--	Ben Lindsey (21)	--	--
1981-82	NAIA	17-11	.607	--	--	Jay Arnote (1)	--	--
1982-83	NAIA	23-8	.742	--	--	Jay Arnote (2)	--	--
1983-84	NAIA	21-9	.700	--	--	John Shumate (1)	--	--
1984-85	NAIA	18-16	.529	--	--	John Shumate (2)	--	--
1985-86	NAIA	19-8	.667	--	--	John Shumate (3)	--	--
1986-87	NAIA	26-12	.684	--	--	Paul Westphal (1)	--	--
1987-88	NAIA	37-6	.860	--	--	Paul Westphal (2)	--	(5-0) NAIA national champions
1988-89	NAIA	26-5	.839	--	--	Bill Westphal (1)	--	(0-1) NAIA first round
1989-90	NAIA	25-10	.694	--	--	Bill Westphal (2)	--	(1-1) NAIA second round
1990-91	NAIA	19-11	.633	--	--	Leighton McCrary (1)	T-1st	--

YEAR	AFFILIATION	OVERALL		CONFERENCE		COACH (YEAR)	LEAGUE FINISH	POSTSEASON
		W-L	Pct.	W-L	Pct.			
1991-92	NCAA Div. II - Pacific West	22-6	.786	--	--	Leighton McCrary (2)	1st	--
1992-93	NCAA Div. II - Pacific West	20-11	.645	7-5	.583	Leighton McCrary (3)		--
1993-94	NCAA Div. II - Pacific West	14-15	.483	6-6	.462	Leighton McCrary (4)		--
1994-95	NCAA Div. II - Calif. Collegiate	17-11	.607	8-4	.667	Leighton McCrary (5)		--
1995-96	NCAA Div. II - Calif. Collegiate	23-6	.793	8-4	.667	Leighton McCrary (6)		(1-1) NCAA second round
1996-97	NCAA Div. II - Calif. Collegiate	23-6	.793	9-3	.750	Leighton McCrary (7)		(1-1) NCAA second round
1997-98	NCAA Div. II - Calif. Collegiate	17-10	.630	6-6	.500	Leighton McCrary (8)		(0-1) NCAA first round
1998-99	NCAA Div. II - Calif. Collegiate	16-11	.593	12-10	.545	Leighton McCrary (9)	3rd (6)	--
1999-00	NCAA Div. II - Calif. Collegiate	15-14	.517	11-11	.500	Leighton McCrary (10)	2nd (6)	--
2000-01	NCAA Div. II - Calif. Collegiate	9-17	.346	9-13	.409	Leighton McCrary (11)	1st (6)	--
2001-02	NCAA Div. II - Calif. Collegiate	10-17	.370	8-14	.364	Leighton McCrary (12)	5th (6)	--
2002-03	NCAA Div. II - Calif. Collegiate	9-18	.333	7-15	.318	Leighton McCrary (13)	2nd (D-6)	--
2003-04	NCAA Div. II - Calif. Collegiate	3-24	.1111	2-20	.091	Leighton McCrary (14)	1st (D-6)	--
2004-05	NCAA Div. II - Independent	13-16	.611	--	--	Scott Mossman (1)	2nd (D-4)	--
2005-06	NCAA Div. II - Independent	19-8	.704	--	--	Scott Mossman (2)	--	--
2006-07	NCAA Div. II - Pacific West	21-8	.724	13-2	.867	Scott Mossman (3)	1st	(1-1) NCAA West Region
2007-08	NCAA Div. II - Pacific West	12-15	.444	6-12	.333	Scott Mossman (4)	5th	--
2008-09	NCAA Div. II - Pacific West	13-14	.481	5-7	.417	Dan Nichols (1)	5th	--
2009-10	NCAA Div. II - Pacific West	16-16	.500	10-6	.625	Russ Pennell (1)	4th	--
2010-11	NCAA Div. II - Pacific West	14-12	.538	9-7	.562	Russ Pennell (2)	4th	--
2011-12	NCAA Div. II - Pacific West	19-8	.704	13-5	.722	Russ Pennell (3)	3rd	(0-1) NCAA West Region
2012-13	NCAA Div. II - Pacific West	23-8	.742	14-4	.778	Russ Pennell (4)	t-2nd	(0-1) NCAA West Region
2013-14	NCAA Div. I - WAC	15-15	.500	10-6	.625	Dan Majerle (1)	3rd	(0-1) CIT first round
2014-15	NCAA Div. I - WAC	17-15	.531	8-6	.571	Dan Majerle (2)	t-2nd	(0-1) CIT first round
2015-16	NCAA Div. I - WAC	27-7	.794	11-3	.786	Dan Majerle (3)	t-2nd	(2-1) CIT quarterfinals
2016-17	NCAA Div. I - WAC	22-9	.710	11-3	.786	Dan Majerle (4)	3rd	--
2017-18	NCAA Div. I - WAC	22-12	.647	9-5	.643	Dan Majerle (5)	3rd	(0-1) CBI first round
2018-19	NCAA Div. I - WAC	20-14	.588	10-6	.625	Dan Majerle (6)	3rd	(0-1) CBI first round
2019-20	NCAA Div. I - WAC	13-17	.433	8-8	.500	Dan Majerle (7)	t-5th	^
2020-21	NCAA Div. I - WAC	17-7	.708	9-3	.750	Bryce Drew (1)	t-1st	(0-1) NCAA tournament
2021-22	NCAA Div. I - WAC	23-8	.742	13-5	.722	Bryce Drew (2)	t-4th	--
2022-23	NCAA Div. I - WAC	24-12	.667	11-7	.611	Bryce Drew (3)	t-4th	(0-1) NCAA tournament
2023-24	NCAA Div. I - WAC					Bryce Drew (4)		

shading denotes Division I seasons
 GCU was ineligible for postseason play for the 2013-14 through 2016-17 seasons due to NCAA transition rules
 ^ WAC Tournament canceled due to COVID-19

OUTLOOK

REVIEW

TEAM

THIS IS GCU

HISTORY

HISTORY » TEAM STATS BY YEAR (AVERAGES)

YEAR	PPG	OPP	MARG	FGM	FGA	FG%	3PM	3PA	3P%	FTM	FTA	FT%	REB	OFF	MARG	AST	TOV	STL	BLK
1949-50	35.2	67.0	-31.8	12.4	--	--	--	--	--	10.5	--	--	--	--	--	--	--	--	--
1950-51	46.8	57.1	-10.3	17.8	--	--	--	--	--	11.2	--	--	--	--	--	--	--	--	--
1951-52	55.0	63.5	-8.5	20.6	--	--	--	--	--	13.9	--	--	--	--	--	--	--	--	--
1952-53	57.5	57.2	+0.3	19.4	56.4	34.5	--	--	--	18.6	30.6	60.9	30.1	--	-5.0	--	13.0	--	--
1953-54	63.9	66.0	-2.1	23.6	74.3	31.8	--	--	--	16.7	27.3	61.5	42.7	--	+2.3	--	16.8	--	--
1954-55	74.3	69.2	+5.1	27.5	75.9	36.2	--	--	--	19.4	28.3	68.5	43.6	--	+1.4	--	15.8	--	--
1955-56	75.2	80.9	-5.7	27.6	75.4	36.5	--	--	--	20.0	31.3	64.1	34.5	--	--	--	15.1	--	--
1956-57	71.2	65.4	+5.8	25.4	65.7	38.6	--	--	--	20.5	31.2	65.6	44.7	--	+7.7	--	22.0	--	--
1957-58	80.1	71.5	+8.6	32.7	77.4	42.2	--	--	--	14.7	24.0	61.0	49.7	--	+6.7	1.9	19.9	8.6	--
1958-59	82.6	65.8	+16.8	31.8	80.7	39.4	--	--	--	19.0	28.5	66.6	52.6	--	+9.1	6.7	16.6	12.7	--
1959-60	76.0	69.1	+6.9	28.7	75.3	38.1	--	--	--	18.6	27.3	68.2	52.5	--	+10.6	6.9	18.3	9.7	--
1960-61	81.4	73.3	+8.1	31.7	75.0	42.3	--	--	--	18.0	25.7	69.8	48.4	18.9	+4.5	5.5	15.0	7.1	--
1961-62	73.2	69.2	+4.0	26.7	67.8	39.3	--	--	--	19.9	30.0	66.2	45.0	17.5	+0.9	5.8	15.2	8.4	--
1962-63	74.1	75.0	-0.9	27.6	68.7	40.2	--	--	--	18.9	28.9	65.5	37.1	15.7	-11.7	7.0	17.5	8.2	--
1963-64	85.0	89.9	-4.9	32.3	76.2	42.4	--	--	--	20.3	28.3	71.8	42.4	16.2	-11.8	5.8	16.2	8.7	--
1964-65	81.1	84.5	-3.4	31.2	74.9	41.6	--	--	--	18.8	27.8	67.5	40.0	15.1	-12.6	7.7	16.4	6.5	--
1965-66	89.8	91.9	-2.1	36.1	89.2	40.5	--	--	--	17.5	28.5	67.9	48.9	22.5	-5.7	7.5	15.0	7.0	--
1966-67	88.2	87.2	+1.0	36.2	87.0	41.6	--	--	--	15.9	22.3	71.1	47.5	19.1	+2.5	7.9	12.7	9.0	--
1967-68	77.5	78.7	-1.2	32.4	74.3	43.6	--	--	--	12.8	20.5	62.3	41.6	15.7	-4.4	4.3	12.8	6.5	--
1968-69	84.1	79.1	+5.0	34.6	80.2	43.2	--	--	--	14.8	21.0	70.5	45.6	16.8	+2.1	6.6	14.0	7.3	--
1969-70	88.3	79.2	+9.1	35.7	78.1	45.7	--	--	--	17.0	24.8	68.5	45.5	15.7	+2.2	10.8	15.4	6.6	--
1970-71	78.5	79.5	-1.0	31.5	76.9	41.0	--	--	--	15.4	23.9	64.8	47.3	17.9	+2.2	9.3	16.8	5.5	--
1971-72	70.4	70.4	0.0	26.3	66.4	39.7	--	--	--	17.8	25.6	69.3	36.7	12.6	-5.5	8.4	14.7	8.4	--
1972-73	72.8	64.6	+8.2	29.5	64.0	46.1	--	--	--	13.7	19.2	71.6	41.9	12.9	+4.8	14.3	15.1	6.0	--
1973-74	74.7	61.4	+13.3	30.5	63.9	47.8	--	--	--	13.6	18.9	72.1	42.4	13.5	+9.6	16.2	15.0	8.8	--
1974-75	76.5	64.7	+11.8	31.9	67.0	47.6	--	--	--	12.6	17.8	70.8	43.1	14.3	+8.4	14.8	15.6	8.0	--
1975-76	70.7	61.1	+9.6	29.0	60.4	48.0	--	--	--	12.8	17.9	71.2	38.9	11.3	+7.4	14.8	12.3	6.6	--
1976-77	73.1	67.7	+5.4	30.0	65.8	45.6	--	--	--	13.1	18.2	72.0	38.7	12.8	+4.8	14.1	15.0	8.8	--
1977-78	81.6	71.5	+10.1	32.5	66.2	49.1	--	--	--	16.7	23.1	72.1	40.6	12.8	+5.2	17.1	13.4	9.0	--
1978-79	77.9	68.1	+9.8	32.0	64.5	49.7	--	--	--	13.9	19.6	70.8	35.4	12.4	+7.9	15.0	11.5	7.9	--
1979-80	72.3	63.6	+8.7	28.4	61.4	46.3	--	--	--	15.5	21.5	72.2	37.6	11.5	+5.6	17.2	11.0	8.5	--
1980-81	60.6	61.6	-1.0	24.1	56.9	42.3	--	--	--	12.5	18.9	66.1	33.5	11.3	--	13.0	11.5	6.0	--
1981-82	68.1	60.9	+7.2	27.6	54.7	50.4	--	--	--	13.0	19.4	66.9	29.9	--	+6.8	13.5	--	--	--
1982-83	70.1	62.7	+7.4	28.1	57.4	49.0	--	--	--	13.9	21.4	64.9	33.5	--	+5.6	14.8	16.0	--	--
1983-84	63.8	61.0	+2.8	24.5	51.4	47.7	--	--	--	14.8	22.9	64.7	34.6	--	-0.6	10.7	13.6	--	--
1984-85	71.6	69.5	+2.1	27.5	56.8	48.4	--	--	--	16.7	23.5	71.3	35.6	--	+4.8	13.2	16.8	7.7	1.6
1985-86	90.6	78.5	+12.1	35.7	72.7	49.2	--	--	--	19.1	26.7	71.6	43.6	--	+7.0	17.4	17.0	11.6	2.2
1986-87	73.7	69.3	+4.4	26.8	51.0	52.7	5.7	14.5	39.0	14.4	21.4	67.2	40.0	--	+2.2	12.8	15.8	8.9	3.9
1987-88	95.2	82.3	+12.9	35.6	68.2	52.2	5.9	13.8	42.9	18.0	25.9	69.4	38.8	13.2	+6.1	18.6	15.7	8.6	4.7
1988-89	96.8	82.0	+14.8	37.0	69.6	53.2	6.8	16.4	41.8	16.0	23.5	68.2	39.6	14.1	+6.4	19.0	14.5	8.8	4.4
1989-90	82.9	74.4	+8.5	31.4	66.5	47.2	4.6	13.7	33.3	15.5	22.7	68.3	40.1	14.2	+6.3	14.5	14.7	8.1	4.6
1990-91	72.7	71.2	+1.5	27.3	58.4	46.7	3.2	9.6	33.2	15.0	22.0	68.0	31.5	12.0	+0.9	12.7	15.7	6.6	2.0
1991-92	88.2	83.1	+5.1	32.8	67.0	48.9	6.5	17.6	36.8	16.1	22.9	70.6	33.3	10.7	-4.5	14.5	14.8	8.6	3.2
1992-93	90.1	83.3	+6.8	33.6	68.3	49.2	7.8	20.0	39.2	15.0	21.3	70.3	31.7	12.0	-3.2	18.2	14.2	11.3	2.4
1993-94	82.8	83.1	-0.3	30.8	63.8	48.2	6.3	18.2	34.5	15.0	21.5	69.8	31.9	11.7	-1.9	15.4	13.3	6.8	1.8
1994-95	80.9	81.0	-0.1	30.6	63.8	48.1	4.0	14.3	27.7	15.7	23.8	65.8	44.3	--	-0.7	12.8	15.7	8.0	4.0

YEAR	PPG	OPP	MARG	FGM	FGA	FG%	3PM	3PA	3P%	FTM	FTA	FT%	REB	OFF	MARG	AST	TOV	STL	BLK
1995-96	85.0	73.8	+11.2	30.3	14.8	47.7	4.4	14.8	30.1	20.0	28.0	71.5	38.0	13.0	+7.2	16.0	14.6	9.3	6.2
1996-97	75.8	62.7	+13.1	28.3	57.7	49.1	3.6	11.2	32.3	15.6	24.2	64.3	33.2	12.2	+5.7	12.7	16.5	11.7	4.5
1997-98	74.0	69.7	+4.3	27.0	58.9	45.8	3.5	12.2	28.8	16.4	26.6	61.8	34.9	13.5	-2.2	12.1	14.7	9.4	5.7
1998-99	70.7	66.7	+4.0	25.4	59.3	42.8	4.8	15.9	30.2	15.2	21.6	70.3	36.3	14.7	+0.9	12.7	16.1	9.2	3.4
1999-00	70.2	70.8	-0.6	23.8	57.5	41.4	7.3	20.7	35.4	15.2	22.3	68.3	35.9	12.4	-1.8	13.8	15.8	6.9	2.8
2000-01	70.0	73.8	-3.8	23.9	57.5	41.6	6.5	19.1	34.2	15.6	23.2	67.4	38.5	13.4	+0.7	13.5	16.0	6.2	3.4
2001-02	74.9	79.4	-4.5	27.1	62.2	43.6	4.9	16.4	30.0	15.7	23.8	66.0	37.3	13.9	-2.7	14.0	16.1	7.3	3.3
2002-03	67.7	73.6	-5.9	24.6	58.4	42.1	4.7	15.7	29.8	13.7	21.1	65.0	34.9	13.7	-4.1	12.1	15.0	7.8	2.7
2003-04	61.0	73.7	-12.7	21.3	51.6	41.2	3.9	13.2	29.2	14.6	21.4	68.0	31.5	10.1	-3.7	9.3	15.4	5.1	2.0
2004-05	70.2	70.3	-0.1	25.7	53.7	47.8	5.6	16.1	34.5	13.3	18.9	70.3	32.1	8.8	-0.9	14.6	13.6	6.4	2.8
2005-06	92.5	80.2	+12.3	31.7	61.2	51.8	10.6	23.7	44.7	18.5	23.9	77.4	35.3	10.2	+1.3	19.3	14.0	7.8	3.3
2006-07	75.9	68.6	+7.3	25.6	53.9	47.4	8.8	22.5	39.3	16.0	21.9	72.9	33.9	8.9	+2.3	14.3	14.8	5.9	3.4
2007-08	76.0	73.6	+2.4	25.5	54.8	46.6	8.0	20.0	40.1	16.9	22.7	74.7	33.0	8.4	-0.5	14.5	13.9	6.0	4.4
2008-09	70.7	72.0	-1.3	24.7	56.7	43.5	5.7	17.6	32.7	15.6	22.0	71.0	33.7	11.0	-2.7	14.2	14.9	8.6	3.4
2009-10	64.7	67.5	-2.8	22.4	51.1	43.9	6.5	18.7	34.6	13.4	20.0	67.0	30.8	10.5	-0.3	11.3	16.0	6.1	2.5
2010-11	69.6	68.1	+1.5	24.7	53.9	45.7	6.0	16.2	36.9	14.3	20.8	68.6	31.5	9.6	-2.5	12.7	13.7	6.2	2.5
2011-12	72.3	65.1	+7.2	23.5	53.0	44.3	6.3	17.6	35.7	19.0	26.1	72.9	35.0	10.7	+0.9	12.9	14.0	6.6	4.5
2012-13	70.0	65.0	+5.0	22.3	53.5	41.8	5.9	17.8	32.9	19.5	26.2	74.6	36.7	12.6	+5.5	11.7	13.6	6.3	2.7
2013-14	72.1	71.7	+0.4	22.4	51.6	43.3	6.9	19.5	35.2	20.5	27.7	74.0	35.5	9.6	+1.3	12.9	12.7	4.0	2.8
2014-15	68.7	68.4	+0.3	23.7	52.6	45.1	6.2	18.6	33.3	15.1	21.1	71.5	31.7	8.8	-3.5	12.1	11.2	5.3	3.1
2015-16	75.9	68.1	+7.8	26.4	58.2	45.3	6.2	17.1	36.0	17.0	24.6	69.3	38.3	11.7	+4.0	14.8	12.0	6.1	2.6
2016-17	73.6	67.8	+5.8	25.5	58.5	43.6	6.6	20.0	33.1	16.0	24.1	66.5	37.6	10.8	+1.3	13.6	12.8	7.5	2.5
2017-18	73.9	65.1	+8.8	25.1	58.6	42.9	7.4	22.9	32.2	16.2	23.1	70.2	38.5	11.9	+2.1	15.9	13.2	6.2	3.9
2018-19	75.3	69.2	+6.1	26.7	59.0	45.2	7.6	22.9	33.1	14.3	19.6	73.1	36.4	10.3	+2.5	14.1	12.1	6.1	2.2
2019-20	70.5	73.0	-2.5	24.7	54.7	45.1	6.0	18.0	33.3	15.2	20.4	74.6	32.7	7.6	-2.3	11.8	11.5	4.8	1.3
2020-21	75.5	62.1	+13.4	28.2	57.7	48.8	6.8	20.7	32.9	12.4	18.1	68.4	39.9	11.1	+9.5	16.3	12.8	4.8	3.0
2021-22	71.1	61.2	+9.9	25.3	58.9	43.0	8.2	23.4	34.9	12.4	18.2	67.9	40.5	12.9	+6.4	12.8	13.0	6.6	2.2
2022-23	75.2	67.3	+7.9	25.9	56.1	46.2	9.0	23.4	38.3	14.4	20.1	71.6	36.6	10.1	+3.0	12.6	11.9	4.9	3.2
YEAR	PPG	OPP	MARG	FGM	FGA	FG%	3PM	3PA	3P%	FTM	FTA	FT%	REB	OFF	MARG	AST	TOV	STL	BLK

black shading denotes all-time record
black outline denotes D-I record

OUTLOOK

REVIEW

TEAM

THIS IS GCU

HISTORY

HISTORY » TEAM STATS BY YEAR (TOTALS)

YEAR	G	PTS	OPP	FGM	FGA	FG%	3PM	3PA	3P%	FTM	FTA	FT%	REB	OFF	AST	TOV	STL	BLK
1949-50	8	282	536	99	--	--	--	--	--	84	--	--	--	--	--	--	--	--
1950-51	13	608	742	231	--	--	--	--	--	146	--	--	--	--	--	--	--	--
1951-52	20	1,099	1,270	411	--	--	--	--	--	277	--	--	--	--	--	--	--	--
1952-53	25	1,437	1,430	486	1,409	34.5	--	--	--	465	764	60.9	767	--	--	325	--	--
1953-54	23	1,469	1,519	542	1,707	31.8	--	--	--	385	626	61.5	981	--	--	386	--	--
1954-55	22	1,634	1,523	604	1,669	36.2	--	--	--	426	622	68.5	959	--	--	348	--	--
1955-56	23	1,729	1,598	634	1,735	36.5	--	--	--	461	719	64.1	794	--	--	347	--	--
1956-57	24	1,709	1,569	609	1,577	38.6	--	--	--	491	748	65.6	1,072	--	--	529	--	--
1957-58	20	1,601	1,430	654	1,548	42.2	--	--	--	293	480	61.0	994	399	37	397	171	--
1958-59	20	1,651	1,315	636	1,613	39.4	--	--	--	379	569	66.6	1,052	415	134	332	254	--
1959-60	24	1,825	1,658	689	1,808	38.1	--	--	--	447	655	68.2	1,260	501	165	439	232	--
1960-61	22	1,791	1,613	698	1,650	42.3	--	--	--	395	566	69.8	1,064	415	120	331	156	--
1961-62	22	1,611	1,523	587	1,492	39.3	--	--	--	437	660	66.2	989	385	127	334	185	--
1962-63	22	1,630	1,649	607	1,511	40.2	--	--	--	416	635	65.5	816	345	154	386	180	--
1963-64	21	1,785	1,887	679	1,600	42.4	--	--	--	427	595	71.8	890	341	121	341	182	--
1964-65	23	1,866	1,944	717	1,722	41.6	--	--	--	432	640	67.5	919	348	178	378	150	--
1965-66	24	2,155	2,206	867	2,141	40.5	--	--	--	421	620	67.9	1,174	541	181	361	167	--
1966-67	27	2,350	2,240	977	2,350	41.6	--	--	--	428	602	71.1	1,282	516	213	344	242	--
1967-68	24	1,782	1,688	777	1,782	43.6	--	--	--	307	493	62.3	999	377	103	308	155	--
1968-69	25	2,102	1,978	866	2,004	43.2	--	--	--	370	525	70.5	1,141	421	165	351	183	--
1969-70	27	2,385	2,138	963	2,108	45.7	--	--	--	459	670	68.5	1,228	423	292	416	177	--
1970-71	27	2,119	2,147	851	2,077	41.0	--	--	--	417	644	64.8	1,276	482	252	453	148	--
1971-72	29	2,043	2,041	764	1,925	39.7	--	--	--	515	743	69.3	1,063	366	243	426	243	--
1972-73	29	2,110	1,874	856	1,855	46.1	--	--	--	398	556	71.6	1,215	375	416	438	174	--
1973-74	30	2,241	1,841	916	1,918	47.8	--	--	--	409	567	72.1	1,271	404	485	449	263	--
1974-75	33	2,523	2,136	1,053	2,210	47.6	--	--	--	417	589	70.8	1,423	473	487	514	264	--
1975-76	30	2,121	1,832	869	1,811	48.0	--	--	--	383	538	71.2	1,166	338	445	368	198	--
1976-77	29	2,120	1,964	870	1,908	45.6	--	--	--	380	528	72.0	1,122	370	408	436	254	--
1977-78	33	2,694	2,361	1,072	2,185	49.1	--	--	--	550	763	72.1	1,341	424	565	443	298	--
1978-79	28	2,182	1,908	897	1,806	49.7	--	--	--	388	548	70.8	990	347	421	321	222	--
1979-80	30	2,169	1,908	852	1,841	46.3	--	--	--	465	644	72.2	1,128	344	515	330	255	--
1980-81	29	1,758	1,786	698	1,650	42.3	--	--	--	362	548	66.1	972	328	378	334	173	--
1981-82	28	1,908	1,705	772	1,531	50.4	--	--	--	364	544	66.9	836	--	379	--	--	--
1982-83	31	2,173	1,945	871	1,779	49.0	--	--	--	431	664	64.9	1,037	--	459	496	--	--
1983-84	30	1,915	1,829	735	1,542	47.7	--	--	--	445	668	64.7	1,038	--	322	409	--	--
1984-85	33	2,364	2,293	906	1,873	48.4	--	--	--	552	774	71.3	1,175	--	436	554	253	52
1985-86	27	2,447	2,119	965	1,963	49.2	--	--	--	517	722	71.6	1,178	--	470	458	313	59
1986-87	38	2,802	2,633	1,020	1,937	52.7	215	551	39.0	547	814	67.2	1,519	--	486	602	337	150
1987-88	43	4,093	3,539	1,532	2,934	52.2	255	595	42.9	774	1,115	69.4	1,669	568	801	677	368	202
1988-89	31	3,002	2,542	1,147	2,158	53.2	212	507	41.8	496	727	68.2	1,228	436	590	451	273	135
1989-90	35	2,901	2,604	1,099	2,328	47.2	160	480	33.3	543	795	68.3	1,404	498	506	515	283	160
1990-91	30	2,181	2,135	818	1,752	46.7	96	289	33.2	449	660	68.0	946	359	380	472	199	59
1991-92	28	2,469	2,328	918	1,876	48.9	181	492	36.8	452	640	70.6	932	300	405	415	241	89
1992-93	31	2,792	2,581	1,042	2,118	49.2	243	620	39.2	465	661	70.3	984	371	565	440	351	74
1993-94	29	2,401	2,411	892	1,849	48.2	182	528	34.5	435	623	69.8	926	339	447	386	197	51
1994-95	28	2,266	2,269	858	1,785	48.1	111	401	27.7	439	667	65.8	1,240	--	358	439	223	113
YEAR	G	PTS	OPP	FGM	FGA	FG%	3PM	3PA	3P%	FTM	FTA	FT%	REB	OFF	AST	TOV	STL	BLK

YEAR	G	PTS	OPP	FGM	FGA	FG%	3PM	3PA	3P%	FTM	FTA	FT%	REB	OFF	AST	TOV	STL	BLK
1995-96	29	2,465	2,140	878	1,840	47.7	129	429	30.1	580	811	71.5	1,102	376	463	423	269	180
1996-97	29	2,199	1,817	821	1,673	49.1	105	325	32.3	452	703	64.3	963	353	369	478	340	131
1997-98	27	1,997	1,883	729	1,590	45.8	95	330	28.8	444	718	61.8	942	364	328	396	255	155
1998-99	27	1,910	1,802	685	1,600	42.8	130	430	30.2	410	583	70.3	981	397	342	435	248	93
1999-00	29	2,035	2,052	690	1,667	41.4	213	601	35.4	442	647	68.3	1,041	361	399	457	199	81
2000-01	26	1,820	1,918	622	1,494	41.6	170	497	34.2	406	602	67.4	1,002	348	350	417	161	88
2001-02	27	2,021	2,145	732	1,680	43.6	133	443	30.0	424	642	66.0	1,008	375	379	434	197	88
2002-03	27	1,827	1,986	665	1,578	42.1	126	423	29.8	371	571	65.0	942	371	328	404	211	73
2003-04	27	1,646	1,991	574	1,393	41.2	104	356	29.2	394	579	68.0	851	274	252	416	139	54
2004-05	29	2,037	2,039	745	1,557	47.8	161	466	34.5	386	549	70.3	931	255	423	394	187	80
2005-06	27	2,497	2,165	856	1,652	51.8	286	640	44.7	499	645	77.4	954	275	520	377	210	89
2006-07	29	2,201	1,989	741	1,562	47.4	256	652	39.3	463	635	72.9	984	257	416	429	172	98
2007-08	27	2,052	1,986	689	1,480	46.6	217	541	40.1	457	612	74.7	892	228	391	375	162	118
2008-09	27	1,909	1,945	666	1,531	43.5	155	474	32.7	422	594	71.0	910	298	384	403	233	93
2009-10	32	2,070	2,160	717	1,634	43.9	207	599	34.6	429	640	67.0	984	336	360	513	196	81
2010-11	26	1,809	1,771	641	1,402	45.7	155	420	36.9	372	542	68.6	820	249	331	357	160	64
2011-12	27	1,951	1,758	634	1,430	44.3	170	476	35.7	513	704	72.9	945	288	349	379	178	122
2012-13	31	2,171	2,015	692	1,657	41.8	182	553	32.9	605	811	74.6	1,138	390	363	421	194	83
2013-14	30	2,163	2,152	671	1,549	43.3	206	586	35.2	615	831	74.0	1,064	289	386	381	121	83
2014-15	32	2,198	2,188	759	1,683	45.1	198	594	33.3	482	674	71.5	1,015	281	388	358	171	99
2015-16	34	2,581	2,316	896	1,979	45.3	210	583	36.0	579	835	69.3	1,301	399	504	407	209	90
2016-17	31	2,282	2,103	790	1,812	43.6	205	619	33.1	497	747	66.5	1,166	335	423	397	233	79
2017-18	34	2,512	2,213	855	1,992	42.9	251	779	32.2	551	785	70.2	1,310	405	540	450	211	134
2018-19	34	2,560	2,353	907	2,006	45.2	257	777	33.1	487	666	73.1	1,238	351	478	411	207	75
2019-20	30	2,116	2,191	740	1,641	45.1	180	541	33.3	456	611	74.6	980	227	355	346	144	39
2020-21	24	1,812	1,491	676	1,384	48.8	163	496	32.9	297	434	68.4	958	266	390	308	116	72
2021-22	31	2,204	1,898	784	1,825	43.0	253	725	34.9	383	564	67.9	1,257	401	397	403	206	69
2022-23	36	2,706	2,421	933	2,018	46.2	323	843	38.3	517	722	71.6	1,317	364	452	430	177	115
YEAR	G	PTS	OPP	FGM	FGA	FG%	3PM	3PA	3P%	FTM	FTA	FT%	REB	OFF	AST	TOV	STL	BLK

black shading denotes all-time record
black outline denotes D-I record

OUTLOOK

REVIEW

TEAM

THIS IS GCU

HISTORY

HISTORY » STAT LEADERS BY YEAR (AVERAGES)

YEAR	POINTS	REBOUNDS	ASSISTS	FG% (min. 100 att.)	3P% (min. 50 att.)	MINUTES	STEALS
1949-50	-	-	-	-	-	-	-
1950-51	14.8- Robinett (fr.)	-	-	-	-	-	-
1951-52	16.0- Forrest (so.)	-	-	-	-	-	-
1952-53	13.5- Menefee (jr.)	8.3- Hill (fr.)	-	38.2- Hill (fr.)	-	-	-
1953-54	12.4- Hill (so.)	10.6- Forrest (sr.)	-	36.8- Forrest (jr.)	-	-	-
1954-55	19.2- Rising (jr.)	11.0- Rising (jr.)	-	38.1- Seamster (sr.)	-	-	-
1955-56	14.7- Rising (sr.)	10.7- Rising (sr.)	-	44.6- Hill (sr.)	-	-	-
1956-57	20.3- Baker (so.)	13.3- Dean (so.)	-	53.3- Dean (so.)	-	-	-
1957-58	19.8- Deines (jr.)	20.1- Dean (jr.)	0.7- Dean (sr.)	49.5- Dean (jr.)	-	-	2.2- Deines (jr.)
1958-59	18.3- Dean (sr.)	17.1- Dean (sr.)	1.6- Deines (sr.)	54.8- Dean (sr.)	-	-	3.5- Deines (sr.)
1959-60	15.1- Lindsey (so.)	14.3- Lindsey (so.)	1.6- Blake (so.)	43.9- Shipp (sr.)	-	-	2.5- Lindsey (so.)
1960-61	20.9- Mattson (sr.)	11.6- Lindsey (jr.)	1.8- Lindsey (jr.)	44.1- Mattson (sr.)	-	-	2.1- Lindsey (jr.)
1961-62	23.2- Lindsey (sr.)	12.0- Lindsey (sr.)	1.2- Lindsey (sr.)	47.4- Lindsey (sr.)	-	-	2.5- Lindsey (sr.)
1962-63	18.7- Brewer (jr.)	9.8- Conner (sr.)	1.7- Brewer (jr.)	47.3- Warren (fr.)	-	-	2.4- Brewer (jr.)
1963-64	20.3- Brewer (sr.)	10.7- Warren (so.)	1.5- Brewer (sr.)	47.5- Brewer (sr.)	-	-	2.9- Brewer (sr.)
1964-65	17.6- French (sr.)	10.2- Warren (jr.)	1.4- Pile (sr.)	49.1- Hanley (jr.)	-	-	1.2- Warren (jr.)
1965-66	17.6- Bateman (jr.)	11.0- Sullivan (so.)	1.4- Helton (so.)	48.0- Sullivan (so.)	-	-	1.4- Helton (so.)
1966-67	24.2- Bateman (sr.)	11.6- Sullivan (jr.)	3.2- Helton (jr.)	45.2- Gagnon (so.)	-	-	2.1- Helton (jr.)
1967-68	19.6- Gagnon (jr.)	10.0- Gagnon (jr.)	2.3- Helton (sr.)	48.2- Jones (so.)	-	-	2.0- Helton (sr.)
1968-69	16.6- Burnside (jr.)	8.5- Traylor (jr.)	1.7- Swinford (jr.)	48.0- Upton (so.)	-	-	1.8- Swinford (jr.)
1969-70	17.2- Burnside (sr.)	11.8- Rice (jr.)	2.6- Swinford (sr.)	50.7- Ernst (sr.)	-	-	1.8- Swinford (sr.)
1970-71	13.4- Rice (sr.)	10.3- Rice (sr.)	2.0- Irvine (fr.)	47.3- Upton (sr.)	-	-	1.0- Irvine (fr.)
1971-72	16.0- Santa Cruz (jr.)	8.8- Santa Cruz (jr.)	1.9- Helton (jr.)	45.1- Santa Cruz (jr.)	-	-	2.7- Irvine (so.)
1972-73	17.2- Forrest (fr.)	14.5- Forrest (fr.)	2.5- Helton (sr.)	50.1- Forrest (fr.)	-	-	1.6- Irvine (jr.)
1973-74	18.2- Forrest (so.)	12.8- Forrest (so.)	4.6- Forrest (so.)	53.2- Forrest (so.)	-	-	1.8- Irvine (sr.)
1974-75	18.2- Forrest (jr.)	12.6- Forrest (jr.)	3.1- Forrest (jr.)	56.2- Forrest (jr.)	-	-	2.2- Everett (jr.)
1975-76	18.3- Forrest (sr.)	10.8- Forrest (sr.)	4.0- Forrest (sr.)	55.9- Stout (sr.)	-	-	2.1- Everett (sr.)
1976-77	16.3- Hall (jr.)	9.3- Hall (jr.)	3.0- Stokes (jr.)	51.1- Hall (jr.)	-	-	2.2- Stokes (jr.)
1977-78	17.0- Stokes (sr.)	9.0- Price (so.)	4.1- Polk (jr.)	53.1- Price (so.)	-	-	2.5- Stokes (sr.)
1978-79	17.6- Arvizu (sr.)	7.9- Price (jr.)	4.2- Polk (sr.)	55.9- Price (jr.)	-	-	1.5- Farrell (jr.)
1979-80	12.9- Farrell (sr.)	8.6- Price (sr.)	3.5- Farrell (sr.)	53.6- Ross (sr.)	-	-	2.2- Farrell (sr.)
1980-81	13.3- Duncan (sr.)	6.9- Duncan (sr.)	2.0- Lamb (sr.)	50.0- Allen (jr.)	-	-	1.5- Gilchrist (jr.)
1981-82	11.6- Pyers (jr.)	5.6- Gray (so.)	2.5- McIver (sr.)	55.4- Pyers (jr.)	-	-	-
1982-83	15.3- Pyers (sr.)	5.4- Gillis (sr.)	3.4- Pyers (sr.)	59.0- Gillis (sr.)	-	-	-
1983-84	14.8- Williams (jr.)	6.6- Boatright (sr.)	2.3- Boatright (sr.)	49.0- Staples (sr.)	-	34.8- Staples (sr.)	-
1984-85	17.6- Warren (jr.)	7.4- Cecil (sr.)	2.6- Warren (jr.)	51.4- Kennedy (jr.)	-	34.6- Warren (jr.)	2.1- Monteverde (jr.)
1985-86	23.3- Warren (sr.)	5.9- Gallagher (so.)	3.4- Warren (sr.)	55.9- Scroggins (jr.)	-	33.3- Warren (sr.)	2.7- Monteverde (sr.)
1986-87	19.1- Singleton (sr.)	8.8- Scroggins (sr.)	3.3- Singleton (sr.)	60.4- Henige (so.)	44.4- Akre (jr.)	30.4- Singleton (sr.)	2.3- Johns (jr.)
1987-88	16.7- Williams (jr.)	6.8- Enge (jr.)	5.6- Johnson (jr.)	60.5- Johns (sr.)	51.2- Akre (sr.)	31.3- Johns (sr.)	2.3- Johns (sr.)
1988-89	20.5- Williams (sr.)	7.9- Enge (sr.)	7.3- Johnson (sr.)	66.1- Oliphant (sr.)	45.3- Ledbetter (sr.)	31.6- Johnson (sr.)	1.8- Johnson (sr.)
1989-90	13.6- Steward (jr.)	6.4- Ondigo (so.)	3.2- McDaniel (jr.)	56.5- Geerders (jr.)	37.9- Steward (jr.)	26.8- Steward (jr.)	1.4- Steward (jr.)
1990-91	17.5- Carter (jr.)	6.9- Taylor (sr.)	4.2- Allison (sr.)	65.4- Gaines (sr.)	37.5- Hayes (fr.)	31.3- Allison (sr.)	2.7- Allison (sr.)
1991-92	21.0- Briscoe (jr.)	7.4- Peoples (jr.)	3.9- Hayes (so.)	58.5- Holthaus (jr.)	44.3- Briscoe (jr.)	34.1- Briscoe (jr.)	2.4- Briscoe (jr.)
1992-93	24.1- Briscoe (sr.)	7.4- Peoples (sr.)	4.0- Briscoe (sr.)	59.4- Holthaus (sr.)	45.3- Hayes (jr.)	35.1- Briscoe (sr.)	2.9- Briscoe (sr.)

YEAR	POINTS	REBOUNDS	ASSISTS	FG% (min. 100 att.)	3P% (min. 50 att.)	MINUTES	STEALS
------	--------	----------	---------	---------------------	--------------------	---------	--------

YEAR	POINTS	REBOUNDS	ASSISTS	FG% (min. 100 att.)	3P% (min. 50 att.)	MINUTES	STEALS
1993-94	24.7- Pope (jr.)	7.1- Pope (jr.)	5.9- Meeks (sr.)	65.0- Noble (jr.)	39.7- Hayes (sr.)	-	1.9- Meeks (sr.)
1994-95	16.6- Langford (jr.)	9.6- Llamas (jr.)	2.3- Langford (jr.)	54.8- Langford (jr.)	29.9- Gonzales (jr.)	-	1.6- Archbold (so.)
1995-96	17.5- Llamas (sr.)	9.2- Llamas (sr.)	2.9- Archbold (jr.)	54.5- Llamas (sr.)	31.5- Archbold (jr.)	32.4- Langford (sr.)	2.3- Archbold (jr.)
1996-97	16.2- Archbold (sr.)	6.1- Gillette (sr.)	2.4- Allen (jr.)	58.4- Allen (jr.)	37.7- Murphy (fr.)	30.5- Archbold (sr.)	3.0- Archbold (sr.)
1997-98	20.1- Allen (sr.)	5.8- Allen (sr.)	3.7- Allen (sr.)	52.9- Scott (jr.)	34.8- Barquin (sr.)	34.0- Allen (sr.)	1.9- Allen (sr.)
1998-99	13.2- Edmonds (sr.)	6.2- Hall (sr.)	3.9- Edmonds (sr.)	49.8- Hall (sr.)	34.8- Inman (jr.)	31.2- Edmonds (sr.)	2.2- Edmonds (sr.)
1999-00	13.1- Knighton (jr.)	7.4- Knighton (jr.)	3.0- Miller (jr.)	52.6- Turner (so.)	44.3- Knighton (jr.)	32.0- Knighton (jr.)	1.6- Knighton (jr.)
2000-01	14.7- Knighton (sr.)	6.9- Knighton (sr.)	3.2- Knighton (sr.)	54.4- Turner (jr.)	35.1- Knighton (sr.)	34.6- Knighton (sr.)	1.5- Knighton (sr.)
2001-02	17.8- Somers (jr.)	5.6- Somers (jr.)	3.2- Riggins (so.)	56.5- Turner (sr.)	35.1- Somers (jr.)	32.1- Somers (jr.)	1.5- Somers (jr.)
2002-03	16.8- Somers (sr.)	7.9- Janssen (sr.)	1.9- Polk (fr.)	53.7- Janssen (sr.)	36.2- Newman (sr.)	35.8- Janssen (sr.)	1.7- Harris (sr.)
2003-04	16.0- Hall (jr.)	7.9- Daye (jr.)	2.6- Green (jr.)	52.0- Lee (fr.)	30.0- Green (jr.)	35.1- Green (jr.)	1.5- Hall (jr.)
2004-05	16.2- Alonzo (jr.)	5.1- Alonzo (jr.)	5.0- Nelson (jr.)	54.2- Lee (so.)	43.7- Alonzo (jr.)	33.8- Davis (sr.)	1.4- Nelson (so.)
2005-06	20.5- Alonzo (sr.)	5.3- Alonzo (sr.)	9.7- Nelson (sr.)	69.4- Lee (jr.)	51.0- Davis (jr.)	33.0- Nelson (sr.)	2.3- Nelson (sr.)
2006-07	15.9- Davis (sr.)	6.6- Lee (sr.)	2.8- Makinde (jr.)	59.2- Lee (sr.)	42.2- Bogan (jr.)	33.0- Davis (sr.)	1.1- Davis (sr.)
2007-08	14.9- Bogan (sr.)	5.7- Morrison (sr.)	4.0- Makinde (sr.)	50.5- Bogan (sr.)	53.6- Bogan (sr.)	30.3- Karre (jr.)	1.0- Makinde (sr.)
2008-09	15.0- Nurumbi (sr.)	6.7- Nurumbi (sr.)	2.3- Karre (sr.)	50.0- Nurumbi (sr.)	38.2- Dempster (sr.)	30.4- Nurumbi (sr.)	1.4- Nurumbi (sr.)
2009-10	10.0- Benson (sr.)	6.0- Ngoundjo (jr.)	3.0- Benson (sr.)	54.6- Tchatchoua (jr.)	39.3- Benson (sr.)	32.7- Carroll (fr.)	1.1- Carroll (fr.)
2010-11	10.0- Speed (jr.)	5.5- Ngoundjo (sr.)	3.5- Speed (jr.)	55.2- Tchatchoua (sr.)	41.8- Carroll (so.)	29.5- Speed (jr.)	1.3- Speed (jr.)
2011-12	13.3- Speed (sr.)	6.6- Pickrel (jr.)	3.3- Speed (sr.)	58.0- Pickrel (jr.)	40.8- Speed (sr.)	31.0- Speed (sr.)	1.4- Speed (sr.)
2012-13	13.3- Lowery (fr.)	9.0- Larson (jr.)	3.4- Lowery (fr.)	49.6- Larson (jr.)	38.5- Davis (jr.)	29.6- Lowery (fr.)	1.2- Lowery (fr.)
2013-14	17.2 - Larson (sr.)	11.6 - Larson (sr.)	4.2 - Daly (fr.)	54.1 - Larson (sr.)	40.8 - Alexander (jr.)	37.8 - Garrison (sr.)	1.0 - Walker (sr.)
2014-15	14.2 - Russell (so.)	4.9 - Braun (fr.)	3.9 - Russell (so.)	52.0 - Davis (fr.)	38.1 - Braun (fr.)	33.4 - Russell (so.)	1.4 - Russell (so.)
2015-16	16.5 - Braun (so.)	8.8 - Glaze (sr.)	5.4 - Russell (jr.)	59.6 - Glaze (sr.)	40.2 - Martin (fr.)	31.0 - Russell (jr.)	1.4 - Russell (jr.)
2016-17	21.2 - Russell (sr.)	7.0 - Vernon (jr.)	5.4 - Russell (sr.)	56.4 - Vernon (jr.)	41.6 - Braun (jr.)	38.3 - Russell (sr.)	1.5 - Russell (sr.)
2017-18	12.2 - Lever (fr.)	6.7 - Vernon (sr.)	4.5 - Benson (sr.)	51.7 - Vernon (sr.)	36.6 - Frayer (so.)	29.4 - Braun (sr.)	1.2 - Frayer (so.)
2018-19	14.3 - Johnson (jr.)	5.8 - Drechsel (sr.)	3.6 - Milstead (so.)	53.9 - M. Finke (sr.)	35.4 - Lever (so.)	28.3 - Milstead (so.)	1.4 - Milstead (so.)
2019-20	15.7 - Lever (jr.)	6.0 - Lever (jr.)	3.6 - Blacksher (fr.)	53.5 - Lever (jr.)	43.1 - Dixon (jr.)	34.6 - Blacksher (fr.)	1.6 - Blacksher (fr.)
2020-21	14.2 - Midtgaard (sr.)	9.7 - Midtgaard (sr.)	5.4 - Blacksher (so.)	70.7 - Midtgaard (sr.)	37.8 - Lever (sr.)	32.3 - Blacksher (so.)	1.6 - Blacksher (so.)
2021-22	15.8 - Blacksher (so.)	6.7 - Ouedraogo (so.)	4.0 - Blacksher (so.)	54.2 - Miller-Moore (gr.)	39.4 - Blacksher (so.)	33.2 - Blacksher (so.)	1.7 - Blacksher (so.)
2022-23	17.8 - Harrison (so.)	7.6 - McGlothlin (jr.)	3.6 - Harrison (so.)	52.2 - McGlothlin (jr.)	45.7 - Ellis (gr.)	32.1 - Harrison (so.)	0.7 - Harrison (so.)

YEAR	POINTS	REBOUNDS	ASSISTS	FG% (min. 100 att.)	3P% (min. 50 att.)	MINUTES	STEALS
------	--------	----------	---------	---------------------	--------------------	---------	--------

black shading denotes all-time record

black outline denotes D-I record

OUTLOOK

REVIEW

TEAM

THIS IS GCU

HISTORY

HISTORY » LEADING SCORERS BY YEAR

1949-50

Denford Pitts	10.1
Nelson Forrest	10.0
H.K. Stringer	7.6
Bob Davis	2.4
Darius White	1.8

1950-51

Clarence Robinett	14.8
Nelson Forrest	11.8
Jerry Menefee	10.6
Bert Greer	7.0
Dan Forrest	4.6

1951-52

Dan Forrest	16.0
Jerry Menefee	12.3
Pete Gorraiz	9.8
Bert Greer	8.9
Clarence Robinett	8.5

1952-53

Jerry Menefee	13.5
Dan Forrest	12.0
Bob Hill	11.5
Clarence Robinett	9.9
Melvin Rising	7.9

1953-54

Bob Hill	12.4
Dan Forrest	12.0
Nelson Forrest	9.9
Clarence Robinett	9.2
Melvin Rising	8.6

1954-55

Melvin Rising	19.2
Al Knox	14.3
Bob Hill	11.4
Jim Franklin	9.5
Buddy Seamster	8.5

1955-56

Melvin Rising	14.7
Jerry Menefee	14.5
Bob Hill	13.1
Doug Baker	11.8
Howard Dean	9.2

1956-57

Doug Baker	20.3
T.C. Dean	19.6
Howard Dean	9.2
Lew Sorensen	8.5
Bob Gray	7.5

1957-58

Bob Deines	19.8
T.C. Dean	18.7
Doug Baker	15.8
Howard Dean	8.5
Lew Sorensen	8.2

1958-59

T.C. Dean	18.3
Bob Deines	18.1
Doug Baker	15.9
Gary Mattson	10.1
Doug Turner	7.4

1959-60

Ben Lindsey	15.1
Gary Mattson	14.1
Doug Turner	14.1
Maynard Tidmore	11.9
Ed Shipp	6.5

1960-61

Gary Mattson	20.9
Ben Lindsey	19.1
Noel Frank	14.9
Maynard Tidmore	13.8
Gary Gilliam	6.3

1961-62

Ben Lindsey	23.2
Gary Gilliam	12.4
Bob Buzzard	9.5
Jim Cook	9.3
Maynard Tidmore	8.6

1962-63

Gerry Brewer	18.7
Bo Warren	11.9
Gary Gilliam	10.2
Jim Cook	8.5
Lynn South	8.1

1963-64

Gerry Brewer	20.3
Bill French	17.8
Bo Warren	17.0
Lynn South	12.3
Phil Brown	8.7

1964-65

Bill French	17.6
Bo Warren	14.8
Lynn South	9.7
Terry Hanley	9.3
Dub Fossum	9.1

1965-66

Wayne Bateman	17.6
Bill Sullivan	15.0
Bo Warren	13.9
Terry Hanley	9.1
Duane Gagnon	8.7

1966-67

Wayne Bateman	24.2
Duane Gagnon	19.1
Bill Sullivan	13.0
Jim Carlile	9.8
J.C. Helton	7.6

1967-68

Duane Gagnon	19.6
Ernie Foote	11.6
Carlton Jones	11.0
Dave Lopez	8.3
J.C. Helton	7.9

1968-69

Joe Burnside	16.6
Mike Swinford	13.9
Duane Gagnon	13.8
Jack Traylor	10.7
Jim Rice	8.0

1969-70

Joe Burnside	17.2
Mike Swinford	14.5
Gary Ernst	14.4
Jim Rice	12.2
Earl Wilcox	10.9

1970-71

Jim Rice	13.4
Jim Irvine	11.5
Jim Collins	11.2
Greg Upton	9.2
Bob Chase	8.5

1971-72

Rudy Santa Cruz	16.0
Jim Irvine	15.2
Rodney Baxter	9.2
Eugene Helton	7.1
Bernie Teague	7.0

1972-73

Bayard Forrest	17.2
Jim Irvine	13.0
Rudy Santa Cruz	10.9
Eugene Helton	6.9
Earl Wilcox	6.7

1973-74

Bayard Forrest	18.2
Mike Haddow	16.4
Rodney Hightower	12.5
Jim Irvine	9.7
David Everett	6.3

1974-75

Bayard Forrest	18.2
Mike Haddow	15.8
Bob Stout	10.5
Rodney Hightower	9.7
David Everett	8.1

1975-76

Bayard Forrest	18.3
David Forrest	14.3
Bob Stout	12.0
Mike Osborne	6.2
Jon Forrest	5.6

1976-77

George Hall	16.3
Nate Stokes	12.0
George Holm	11.5
Richard Bacon	9.2
Mike Osborne	9.0

1977-78

Nate Stokes	17.0
George Hall	14.2
Ray Arvizu	13.0
George Slade	10.7
Willie Polk	7.6

1978-79

Ray Arvizu	17.6
Willie Polk	14.9
Bill Price	9.3
Gerard Ross	8.9
Charlie Farrell	8.5

1979-80

Charlie Farrell	12.9
Bill Price	10.5
Gerard Ross	8.1
Jim Pyers	6.9
David Benion	6.6

1980-81

Tony Duncan	13.3
Wayne Gilchrist	8.3
Terry Lamb	7.9
John Rissi	7.3
Charlie McCormick	5.9

1981-82

Jim Pyers	11.6
Wayne Gilchrist	9.4
Scott McIver	8.8
Anthony McKinney	8.3
Robert Mayberry	7.9

1982-83

Jim Pyers	15.3
Elliott Jones	11.0
Bryan Gillis	9.3
Carl Powell	7.2
Bob Kulovitz	6.5

1983-84

Bryan Williams	14.8
Billy Carter	10.8
Cornell Staples	10.3
John Graves	9.0
Mike Boatright	7.1

1984-85

Kevin Warren	17.6
Rod Monteverde	14.2
Kevin Kennedy	12.8
Dave Cecil	8.2
Randy Mead	7.3

1985-86

Kevin Warren	23.3
Rod Monteverde	19.1
Bob Gallagher	8.6
Jeff Fudge	8.4
Cleveland Mitchell	7.0

1986-87

Ron Singleton	19.1
Cecil Scroggins	12.7
Mike Greene	11.6
Rodney Johns	11.2
Ron Akre	8.8

1987-88

Gary Ware	18.9
Danl Williams	16.7
Rodney Johns	14.9
Mike Ledbetter	11.9
Bob Gallagher	10.0

1988-89

Danl Williams	20.5
Craig Johnson	17.8
Mike Ledbetter	12.4
Darryl Williford	12.4
Blair Oliphant	8.4

1989-90

Anthony Steward	13.6
David McDaniel	13.3
Andre Edwards	11.3
Eric Taylor	7.5
Steven Jones	7.3

1990-91

Maurice Carter	17.5
Eric Taylor	12.3
Derek Jones	10.3
Joey Allison	8.6
John Jones	7.2

1991-92

Chad Briscoe	21.0
Maurice Carter	18.4
Darrell Peoples	11.8
Chester Hayes	10.3
Joshua Ondigo	8.3

1992-93

Chad Briscoe	24.1
Darrell Peoples	15.0
Todd Holthaus	13.7
Chester Hayes	12.1
Elbert Meeks	7.9

1993-94

Dana Pope	24.7
Elbert Meeks	12.9
Aaron Neill	10.0
Chester Hayes	9.4
Tom Shuey	8.7

1994-95

Eric Langford	16.6
Horacio Llamas	15.1
Kenny Archbold	12.3
Tyrome Finney	10.1
Josh Gonzales	5.9

1995-96

Horacio Llamas	17.5
Eric Langford	16.7
Kenny Archbold	15.9
Tyrome Finney	8.4
Larry Reed	6.4

1996-97

Kenny Archbold	16.2
Jerry Allen	12.4
Tony Gillette	10.9
Larry Reed	9.5
Mark Murphy	8.1

1997-98

Jerry Allen	20.1
Prince Edmonds	11.1
Enrique Zuniga	10.0
Nate Scott	7.9
Andre Hall	6.1

1998-99

Prince Edmonds	13.2
Enrique Zuniga	11.5
Andre Hall	10.8
Spencer Inman	8.4
Touré Knighton	7.0

1999-00

Touré Knighton	13.1
Eddie Turner	11.3
Spencer Inman	11.3
Steve Moss-Kelly	9.3
Lee McCowan	8.2

2000-01


Touré Knighton	14.7
Kenny Mullins	11.0
Eddie Turner	9.7
Jovian Dobrzanski	8.7
Arthur Daniels	8.7

2001-02

Del Somers	17.8
Jovian Dobrzanski	10.4
Eddie Turner	10.4
Sean Harris	8.7
Arthur Daniels	8.2

2002-03

Delano Somers	16.8
John Janssen	14.3
Sean Harris	14.2
Dante Garner	6.0
Ronnie Newman	4.3



Wayne Bateman



Robert Enge



Asbjørn Midtgaard



Gabe McGlothlin

HISTORY » LEADING SCORERS BY YEAR

2003-04

Royce Hall	16.0
Bryan Lee	10.2
Mike Daye	10.0
Curtis Green	8.6
Jabari Riggins	6.7

2004-05

Noe Alonzo	16.2
Prileu Davis	13.5
Ryan Nelson	9.1
Emil Swain	7.3
Bryan Lee	6.3

2005-06

Noe Alonzo	20.5
Rich Davis	19.0
Ryan Nelson	13.9
Jason Stromvall	10.9
Bryan Lee	10.6

2006-07

Rich Davis	15.9
Rudy Bogan	12.7
Devon Greene	11.5
Bryan Lee	11.3
Jason Stromvall	8.8

2007-08

Rudy Bogan	14.9
David Gonzales	10.4
Milee Karre	10.3
Ty Morrison	10.3
Ladi Makinde	8.4

2008-09

Engen Nurumbi	15.0
David Cuen	14.1
Brandon McGruder	9.2
Eric Cuen	8.5
Brandon Dempster	7.7

2009-10

T.J. Benson	10.0
Brad Carroll	9.0
Nick Witherill	8.5
Gaby Ngoundjo	8.3
Justin Wesolowski	8.3

2010-11

Kyle Speed	10.0
Nick Witherill	9.5
Brad Carroll	9.2
Rony Tchatchoua	8.2
Gaby Ngoundjo	6.8

2011-12

Kyle Speed	13.3
Braylon Pickrel	10.6
Jerome Garrison	10.1
Nick Witherill	8.9
Justin Wesolowski	7.6

2012-13

Joshua Lowery	13.3
Killian Larson	11.5
Braylon Pickrel	8.9
Jerome Garrison	8.2
Justin Foreman	7.5

2013-14

Killian Larson	17.2
Jerome Garrison	16.5
Daniel Alexander	12.7
Blake Davis	7.8
Jeremy Adams	5.8

2014-15

DeWayne Russell	14.2
Joshua Braun	11.8
Royce Woolridge	10.6
Daniel Alexander	9.0
Jerome Garrison	7.8

2015-16

Joshua Braun	16.5
Grandy Glaze	14.0
DeWayne Russell	9.7
Dominic Magee	7.2
Keonta Vernon	7.0

2016-17

DeWayne Russell	21.2
Joshua Braun	17.5
Keonta Vernon	9.3
Oscar Frayer	7.9
Darion Clark	7.8

2017-18

Alessandro Lever	12.2
Joshua Braun	11.4
Casey Benson	9.7
Oscar Frayer	9.6
Keonta Vernon	9.2

2018-19

Carlos Johnson	14.3
Alessandro Lever	12.5
Michael Finke	12.1
Damari Milstead	10.3
Trey Drechsel	8.1

2019-20

Alessandro Lever	15.7
Carlos Johnson	15.5
Mikey Dixon	11.8
Jovan Blacksher Jr.	10.7
Isiah Brown	9.3

2020-21

Asbjørn Midtgaard	14.2
Alessandro Lever	13.3
Jovan Blacksher Jr.	12.0
Mikey Dixon	8.3
Oscar Frayer	6.6

2021-22

Jovan Blacksher Jr.	15.8
Holland Woods II	14.8
Gabe McGlothan	9.3
Sean Miller-Moore	7.2
Chance McMillian	5.7

2022-23

Ray Harrison	17.8
Gabe McGlothan	12.8
Chance McMillian	10.9
Noah Baumann	7.6
Josh Baker	5.8



HISTORY >> GAME-BY-GAME RESULTS

1949-50 / 0-8

Conference none
Coach Howard Mansfield

12/2	ASC-Flagstaff	Prescott, Ariz.	L 35-38
1/26	ASC-Flagstaff	Prescott, Ariz.	L 34-72
2/3	Eastern Arizona	Prescott, Ariz.	L 32-72
2/16	at Eastern Arizona	Thatcher, Ariz.	L 31-60
2/17	at Eastern Arizona	Thatcher, Ariz.	L 40-71
2/24	at ASC-Flagstaff	Flagstaff, Ariz.	L 42-64
2/25	at Arizona State	Tempe, Ariz.	L 44-82

1950-51 / 2-11

Conference none
Coach Howard Mansfield

12/1	at Eastern Arizona	Thatcher, Ariz.	L 58-59
12/2	at Eastern Arizona	Thatcher, Ariz.	L 45-54
12/8	vs Phoenix College	Prescott, Ariz.	L 46-60
12/9	at Arizona State	Tempe, Ariz.	L 40-56
1/5	Arizona	Prescott, Ariz.	L 46-64
1/12	Arizona State	Prescott, Ariz.	W 61-46
1/15	at Phoenix College	Phoenix, Ariz.	L 52-62
2/2	Eastern Arizona	Prescott, Ariz.	L 37-59
2/3	Eastern Arizona	Prescott, Ariz.	L 36-55
2/9	at ASC-Flagstaff	Flagstaff, Ariz.	L 43-49
2/10	ASC-Flagstaff	Prescott, Ariz.	W 39-35
2/24	Arizona State	Prescott, Ariz.	L 60-65
2/27	at Arizona	Tucson, Ariz.	L 41-78

1951-52 / 5-15

Conference none
Coach Dr. David Brazzell

11/29	at ASC-Flagstaff	Flagstaff, Ariz.	L 38-56
11/30	at ASC-Flagstaff	Flagstaff, Ariz.	L 39-67
12/14	at Eastern Arizona	Thatcher, Ariz.	L 50-57
12/15	at Eastern Arizona	Thatcher, Ariz.	L 48-59
1/8	Phoenix College	Phoenix, Ariz.	L 51-70
1/14	at Arizona	Tucson, Ariz.	L 55-69
1/15	at Davis-Monathan A.F.B.	Phoenix, Ariz.	L 52-62
1/18	at Arizona State	Tempe, Ariz.	L 54-66
1/31	Eastern Arizona	Phoenix, Ariz.	L 53-61
2/1	at Eastern Arizona	Phoenix, Ariz.	L 56-70
2/4	Arizona	Phoenix, Ariz.	W 64-61
2/8	at Arizona State	Tempe, Ariz.	L 67-70
2/11	at ASC-Flagstaff	Phoenix, Ariz.	W 63-60
2/14	at Davis-Monathan A.F.B.	Phoenix, Ariz.	L 58-62
2/18	Williams A.F.B.	Phoenix, Ariz.	W 68-54
2/19	Luke A.F.B.	Phoenix, Ariz.	W 77-48
2/22	Arizona State	Phoenix, Ariz.	W 69-64
2/25	at Williams A.F.B.	Mesa, Ariz.	L 43-74
3/6	at Phoenix College	Phoenix, Ariz.	L 39-65

1952-53 / 11-14

Conference none
Coach Dr. David Brazzell

12/5	at Arizona	Tucson, Ariz.	W 61-59
12/6	at Davis-Monathan A.F.B.	Tucson, Ariz.	L 50-66
12/13	Palo Verde	Phoenix, Ariz.	W 76-71
1/3	Luke A.F.B.	Phoenix, Ariz.	L 68-73
1/7	at N.M. Western	Silver City, N.M.	L 48-64
1/8	at Eastern Arizona	Thatcher, Ariz.	L 72-91
1/9	at Eastern Arizona	Thatcher, Ariz.	L 55-67
1/12	at Williams A.F.B.	Mesa, Ariz.	L 54-64
1/14	at Arizona State	Tempe, Ariz.	W 77-65
1/23	at Phoenix College	Phoenix, Ariz.	L 74-75
1/24	Williams A.F.B.	Phoenix, Ariz.	L 61-69
1/27	at Arizona State	Tempe, Ariz.	L 60-64
1/31	ASC-Flagstaff	Phoenix, Ariz.	L 95-100

2/2	vs Eastern Arizona	Phoenix, Ariz.	W 63-61
2/7	Davis-Monathan A.F.B.	Phoenix, Ariz.	W 81-65
2/10	Phoenix College	Phoenix, Ariz.	W 67-57
2/14	Eastern Arizona	Phoenix, Ariz.	W 84-54
2/21	Arizona	Phoenix, Ariz.	L 64-69
2/23	at Palo Verde	Blythe, Calif.	W 86-57
2/25	at ASC-Flagstaff	Flagstaff, Ariz.	L 57-60
2/28	vs Arizona State	Phoenix, Ariz.	L 76-79
3/3	Davis-Monathan A.F.B.	Phoenix, Ariz.	W 76-68
3/4	Williams A.F.B.	Phoenix, Ariz.	W 82-79
3/6	Harman-McFarland	Phoenix, Ariz.	W 79-74
3/7	Luke A.F.B.	Phoenix, Ariz.	L 63-70

1953-54 / 9-14

Conference none
Coach Dr. David Brazzell

12/1	at Williams A.F.B.	Mesa, Ariz.	L 43-57
12/5	Eastern Arizona	Phoenix, Ariz.	W 55-53
12/7	at Luke A.F.B.	Glendale, Ariz.	L 58-69
12/12	Palo Verde	Phoenix, Ariz.	L 57-59
12/16	at N.M. Western	Silver City, N.M.	L 58-60
12/17	at N.M. Military	Roswell, N.M.	W 64-56
12/18	at Wayland	Plainview, Texas	L 81-84
12/19	at Walker A.F.B.	Roswell, N.M.	L 47-52
1/8	at Eastern Arizona	Thatcher, Ariz.	L 69-79
1/9	at Eastern Arizona	Thatcher, Ariz.	L 64-66
1/12	at ASC-Flagstaff	Flagstaff, Ariz.	L 58-75
1/16	Williams A.F.B.	Phoenix, Ariz.	L 55-69
1/23	Imperial Valley College	Phoenix, Ariz.	W 75-63
1/26	at Phoenix College	Phoenix, Ariz.	W 85-84
1/30	Eastern Arizona	Phoenix, Ariz.	W 67-56
2/2	N.M. Western	Phoenix, Ariz.	W 80-74
2/6	Luke A.F.B.	Phoenix, Ariz.	L 79-86
2/13	at Imperial Valley College	Imperial, Calif.	W 60-44
2/17	at Palo Verde	Blythe, Calif.	W 71-69
2/20	Phoenix College	Phoenix, Ariz.	L 65-67
2/22	at Davis-Monathan A.F.B.	Tucson, Ariz.	L 56-58
2/23	ASC-Flagstaff	Phoenix, Ariz.	L 52-75
2/27	Davis-Monathan A.F.B.	Phoenix, Ariz.	W 87-57

1954-55 / 11-11

Conference none
Coach Dr. David Brazzell

11/13	El Central N.A.S.	Phoenix, Ariz.	W 87-53
11/30	at ASC-Flagstaff	Flagstaff, Ariz.	L 46-90
12/4	Eastern Arizona	Phoenix, Ariz.	L 73-84
12/8	at N.M. Western	Silver City, N.M.	L 70-80
12/9	at N.M. Military	Roswell, N.M.	L 64-76
12/10	at N.M. Highlands	Las Vegas, N.M.	L 70-75
12/11	at St. Michael's	Gainesville, Fla.	L 76-83
12/18	Palo Verde	Phoenix, Ariz.	W 74-63
1/7	at Eastern Arizona	Thatcher, Ariz.	L 64-83
1/8	at Eastern Arizona	Thatcher, Ariz.	W 88-72
1/10	at Luke A.F.B.	Glendale, Ariz.	L 66-69
1/14	Cal Baptist-Covina	Phoenix, Ariz.	W 70-36
1/15	Cal Baptist-Covina	Phoenix, Ariz.	W 69-41
1/22	Williams A.F.B.	Phoenix, Ariz.	W 98-64
1/26	at Palo Verde	Blythe, Calif.	L 59-68
1/29	Eastern Arizona	Phoenix, Ariz.	L 74-80
2/3	at Davis-Monathan A.F.B.	Tucson, Ariz.	W 88-79
2/5	Luke A.F.B.	Phoenix, Ariz.	W 73-71
2/11	at Cal Baptist-Covina	Covina, Calif.	W 71-44
2/12	at Cal Baptist-Covina	Covina, Calif.	W 100-44
2/18	Phoenix College	Phoenix, Ariz.	L 57-69
2/19	Davis-Monathan A.F.B.	Phoenix, Ariz.	W 97-95

1955-56 / 14-9

Conference none
Coach Dr. David Brazzell

11/30	at ASC-Flagstaff	Flagstaff, Ariz.	L 60-76
12/3	Eastern Arizona	Phoenix, Ariz.	L 68-77
12/7	at Imperial Valley	Imperial, Calif.	W 81-57
12/10	San Bernardino	Phoenix, Ariz.	L 70-88
12/14	at Davis-Monathan A.F.B.	Tucson, Ariz.	L 63-80
12/17	La Verne	Phoenix, Ariz.	L 81-100
1/7	at Eastern Arizona	Thatcher, Ariz.	L 57-91
1/12	Cal Baptist-Covina	Phoenix, Ariz.	W 74-48
1/14	Cal Baptist-Covina	Phoenix, Ariz.	W 79-56
1/21	Luke A.F.B.	Phoenix, Ariz.	W 88-69
1/27	Panhandle A&M	Phoenix, Ariz.	W 77-63
1/28	Palo Verde	Phoenix, Ariz.	W 93-67
1/30	at Luke A.F.B.	Phoenix, Ariz.	W 88-69
2/3	Yuma A.F.B.	Phoenix, Ariz.	W 77-48
2/4	Davis-Monathan A.F.B.	Phoenix, Ariz.	W 103-89
2/9	at Cal Poly Pomona	Pomona, Calif.	L 57-59
2/10	at La Verne	La Verne, Calif.	L 53-75
2/11	at Cal Baptist-Covina	Covina, Calif.	W 96-73
2/15	Norton A.F.B.	Phoenix, Ariz.	W 78-63
2/18	Cal Poly Pomona	Phoenix, Ariz.	L 66-70
2/22	at Palo Verde	Blythe, Calif.	W 66-56
2/25	Imperial Valley	Phoenix, Ariz.	W 71-41

1956-57 / 15-9

Conference none
Coach Dr. David Brazzell

12/6	at Cal Baptist-Covina	Covina, Calif.	W 63-37
12/7	at Cal Poly Pomona	Pomona, Calif.	W 64-55
12/8	at La Verne	La Verne, Calif.	L 71-89
12/12	at Luke A.F.B.	Glendale, Ariz.	L 70-74
12/15	Upland	Phoenix, Ariz.	W 70-47
12/18	at Williams A.F.B.	Mesa, Ariz.	W 74-56
12/21	San Diego	Phoenix, Ariz.	L 59-67
1/7	at N.M. Western	Silver City, N.M.	L 70-81
1/8	at Eastern Arizona	Thatcher, Ariz.	L 51-96
1/11	Cal Baptist-Covina	Phoenix, Ariz.	W 79-53
1/14	at Luke A.F.B.	Glendale, Ariz.	W 74-69
1/18	Williams A.F.B.	Phoenix, Ariz.	W 83-63
1/25	Panhandle A&M	Phoenix, Ariz.	L 60-77
1/26	St. Joseph's	Phoenix, Ariz.	W 81-77
1/28	N.M. Western	Phoenix, Ariz.	L 59-75
1/31	at San Diego	San Diego, Calif.	L 68-82
2/1	at Upland	Graham, Pa.	W 84-50
2/2	California Baptist	Phoenix, Ariz.	W 73-46
2/5	Eastern Arizona	Phoenix, Ariz.	L 56-67
2/9	California Baptist	Phoenix, Ariz.	W 73-46
2/12	Palo Verde	Phoenix, Ariz.	W 74-53
2/15	La Verne	Phoenix, Ariz.	W 98-60
2/19	at Palo Verde	Blythe, Calif.	W 66-51
2/23	Cal Poly Pomona	Phoenix, Ariz.	W 76-74

1957-58 / 15-5

Conference none
Coach Dr. David Brazzell

12/4	at Palo Verde	Blythe, Calif.	W 69-59
12/5	at Cal Baptist-Covina	Covina, Calif.	L 69-74
12/6	at Cal Baptist-Covina	Covina, Calif.	W 76-71
12/7	at La Verne	La Verne, Calif.	L 72-93
12/10	at Luke A.F.B.	Glendale, Ariz.	W 77-61
12/12	at Williams A.F.B.	Mesa, Ariz.	W 68-58
12/17	San Diego	Phoenix, Ariz.	L 69-84
1/4	at Phoenix College	Phoenix, Ariz.	W 88-77
1/10	Cal Baptist-Covina	Phoenix, Ariz.	W 90-78
1/14	Palo Verde	Phoenix, Ariz.	W 85-68
1/16	Williams A.F.B.	Phoenix, Ariz.	W 79-63
1/25	St. Joseph's (MN)	Phoenix, Ariz.	W 96-79

1/28	Luke A.F.B.	Phoenix, Ariz.	W 93-89
2/1	UC Riverside	Phoenix, Ariz.	W 90-70
2/6	at San Diego	San Diego, Calif.	L 84-93
2/7	at UC Riverside	Riverside, Calif.	W 76-61
2/8	at California Baptist	Riverside, Calif.	W 87-45
2/15	La Verne	Phoenix, Ariz.	L 71-75
2/18	Phoenix College	Phoenix, Ariz.	W 69-63
2/22	California Baptist	Phoenix, Ariz.	W 93-69

1958-59 / 20-0

Conference none
Coach Dr. David Brazzell

12/3	at La Verne	La Verne, Calif.	W 76-57
12/4	at Occidental	Los Angeles, Calif.	W 73-63
12/5	at Pomona	Pomona, Calif.	W 63-53
12/6	at Claremont	Claremont, Calif.	W 49-43
12/9	at ASC-Flagstaff	Flagstaff, Ariz.	W 71-65
12/13	Cal Poly Pomona	Phoenix, Ariz.	W 97-80
12/19	Pomona	Phoenix, Ariz.	W 68-60
12/20	Claremont	Phoenix, Ariz.	W 74-57
1/9	at Luke A.F.B.	Glendale, Ariz.	W 90-83
1/13	Luke A.F.B.	Phoenix, Ariz.	W 98-72
1/15	Williams A.F.B.	Phoenix, Ariz.	W 106-75
1/23	California Baptist	Phoenix, Ariz.	W 99-56
1/27	at Williams A.F.B.	Mesa, Ariz.	W 80-69
1/31	UC Riverside	Phoenix, Ariz.	W 85-57
2/5	at Los Angeles Pacific	Los Angeles, Calif.	W 84-74
2/6	at UC Riverside	Riverside, Calif.	W 85-57
2/7	at California Baptist	Riverside, Calif.	W 82-48
2/10	ASC-Flagstaff	Phoenix, Ariz.	W 79-57
2/14	La Verne	Phoenix, Ariz.	W 81-56
2/21	Los Angeles Pacific	Phoenix, Ariz.	W 96-70

1959-60 / 15-9

Conference none
Coach Dr. David Brazzell

12/2	at La Verne	La Verne, Calif.	W 87-67
12/3	at Claremont	Claremont, Calif.	W 56-46
12/4	at San Fernando St.	Northridge, Calif.	W 73-71
12/5	at California Baptist	Riverside, Calif.	W 87-64
12/8	at ASC-Flagstaff	Flagstaff, Ariz.	L 70-83
12/12	Luke A.F.B.	Phoenix, Ariz.	W 90-66
12/15	Adams State	Phoenix, Ariz.	W 79-59
12/17	Eastern N.M.	Phoenix, Ariz.	W 58-56
1/8	St. Michael's	Phoenix, Ariz.	L 64-73
1/9	N.M. Western	Phoenix, Ariz.	L 78-96
1/15	Williams A.F.B.	Phoenix, Ariz.	W 101-77
1/22	California Baptist	Phoenix, Ariz.	W 85-58
1/23	at N.M. Western	Silver City, N.M.	L 66-69
1/28	at St. Michael's	Clochester, Vt.	L 62-68
1/29	at Adams State	Alamosa, Colo.	L 67-75
1/30	at St. Joseph's	Santa Fe, N.M.	L 78-80
2/1	ASC-Flagstaff	Phoenix, Ariz.	L 60-91
2/4	Williams A.F.B.	Phoenix, Ariz.	W 86-51
2/9	at Luke A.F.B.	Glendale, Ariz.	W 73-62
2/13	La Verne	Phoenix, Ariz.	W 84-71
2/20	Los Angeles Pacific	Phoenix, Ariz.	W 80-59
2/26	at San Diego	San Diego, Calif.	W 83-74
2/27	at Cal Poly Pomona	Pomona, Calif.	L 77-84
2/27	at UC Riverside	Riverside, Calif.	W 81-58

1960-61 / 12-10

Conference none
Coach Ben Lindsey

12/2	at La Verne	La Verne, Calif.	W 87-67
12/3	at Claremont	Claremont, Calif.	W 56-46
12/4	at San Fernando St.	Northridge, Calif.	W 73-71
12/5	at California Baptist	Riverside, Calif.	W 87-64

12/8	at ASC-Flagstaff	Flagstaff, Ariz.	L 70-83
12/12	Luke A.F.B.	Phoenix, Ariz.	W 90-66
12/15	Adams State	Phoenix, Ariz.	W 79-59
12/17	Eastern N.M.	Phoenix, Ariz.	W 58-56
1/8	St. Michael's	Phoenix, Ariz.	L 64-73
1/9	N.M. Western	Phoenix, Ariz.	L 78-96
1/15	Williams A.F.B.	Phoenix, Ariz.	W 101-77
1/22	California Baptist	Phoenix, Ariz.	W 85-58
1/23	at N.M. Western	Silver City, N.M.	L 66-69
1/28	at St. Michael's	Clochester, Vt.	L 62-68
1/29	at Adams State	Alamosa, Colo.	L 67-75
1/30	at St. Joseph's	Santa Fe, N.M.	L 78-80
2/1	ASC-Flagstaff	Phoenix, Ariz.	L 60-91
2/4	Williams A.F.B.	Phoenix, Ariz.	W 86-51
2/9	at Luke A.F.B.	Glendale, Ariz.	W 73-62
2/13	La Verne	Phoenix, Ariz.	W 84-71
2/20	Los Angeles Pacific	Phoenix, Ariz.	W 80-59
2/26	at San Diego	San Diego, Calif.	W 83-74
2/27	at Cal Poly Pomona	Pomona, Calif.	L 77-84
2/27	at UC Riverside	Riverside, Calif.	W 81-58

1961-62 / 14-8

Conference	none
Coach	Ben Lindsey

11/29	at California Baptist	Riverside, Calif.	W 101-65
11/20	at La Verne	La Verne, Calif.	W 81-71
12/1	at San Diego	San Diego, Calif.	W 70-55
12/2	at Pasadena	San Diego, Calif.	W 83-82
12/9	Nevada Southern	Phoenix, Ariz.	W 75-68
12/12	at ASC-Flagstaff	Flagstaff, Ariz.	L 68-84
12/15	Occidental	Phoenix, Ariz.	W 52-47
12/18	N.M. Western	Phoenix, Ariz.	L 77-82
12/28	Colorado Mines	Phoenix, Ariz.	W 52-51
1/5	Nellis A.F.B.	Las Vegas, Nev.	W 79-73
1/6	at Nevada Southern	Las Vegas, Nev.	L 42-43
1/13	at N.M. Western	Silver City, N.M.	L 79-93
1/15	San Diego	Phoenix, Ariz.	W 69-59
1/25	at St. Joseph's	Santa Fe, N.M.	W 81-47
1/26	at N.M. Highlands	Las Vegas, Nev.	L 74-98
1/27	at St. Michael's	Colchester, Vt.	L 75-84
1/30	N.M. Highlands	Phoenix, Ariz.	W 81-77
2/2	St. Joseph's	Phoenix, Ariz.	W 77-47
2/8	ASC-Flagstaff	Phoenix, Ariz.	L 60-80
2/17	La Verne	Phoenix, Ariz.	W 85-66
2/19	Pasadena	Phoenix, Ariz.	L 69-73
2/23	St. Michael's	Phoenix, Ariz.	W 83-78

1962-63 / 9-13

Conference	none
Coach	Ben Lindsey

11/30	at La Verne	La Verne, Calif.	W 59-55
12/1	at Pasadena	San Diego, Calif.	L 57-88
12/8	at Nevada Southern	Las Vegas, Nev.	L 64-75
12/11	ASC-Flagstaff	Phoenix, Ariz.	L 65-72
12/14	at California Baptist	Riverside, Calif.	L 67-79
12/15	at UC Riverside	Riverside, Calif.	L 67-79
12/18	La Verne	Phoenix, Ariz.	W 71-51
1/4	Fort Lewis	Phoenix, Ariz.	W 69-56
1/5	Nevada Southern	Phoenix, Ariz.	W 79-64
1/8	California Baptist	Phoenix, Ariz.	W 111-77
1/12	at N.M. Western	Silver City, N.M.	L 88-93
1/15	at ASC-Flagstaff	Flagstaff, Ariz.	L 71-90
1/24	at St. Joseph's	Santa Fe, N.M.	L 87-96
1/25	at St. Michael's	Colchester, Vt.	L 66-76
1/26	at Eastern N.M.	Portales, N.M.	L 74-86
1/28	at N.M. Highlands	Las Vegas, N.M.	L 53-65
2/2	at Pasadena	San Diego, Calif.	W 66-65
2/4	N.M. Highlands	Phoenix, Ariz.	L 96-97
2/16	St. Joseph's	Phoenix, Ariz.	L 63-77
2/18	N.M. Western	Phoenix, Ariz.	W 101-89

2/21	Eastern N.M.	Phoenix, Ariz.	L 67-72
2/22	St. Michael's	Phoenix, Ariz.	W 59-57

1963-64 / 9-12

Conference	none
Coach	Ben Lindsey

12/6	at La Verne	La Verne, Calif.	L 80-99
12/7	at Pacific Christian	Fullerton, Calif.	W 98-79
12/10	at ASC-Flagstaff	Flagstaff, Ariz.	L 76-87
12/13	at Pomona	Pomona, Calif.	L 80-90
12/14	La Verne	Phoenix, Ariz.	W 93-85
12/17	St. Michael's	Phoenix, Ariz.	W 79-76
12/20	Cal Lutheran	Phoenix, Ariz.	W 116-83
1/10	at Fort Lewis	Durango, Colo.	L 72-95
1/11	at N.M. Highlands	Las Vegas, N.M.	L 84-111
1/14	ASC-Flagstaff	Phoenix, Ariz.	W 76-75
1/23	at St. Joseph's	Santa Fe, N.M.	L 73-92
1/24	at St. Michael's	Colchester, Vt.	L 82-104
1/25	at Eastern N.M.	Portales, N.M.	L 85-89
1/31	Pacific Christian	Phoenix, Ariz.	W 102-96
2/1	at Western N.M.	Silver City, N.M.	L 81-105
2/7	St. Joseph's	Phoenix, Ariz.	L 72-79
2/8	St. Joseph's	Phoenix, Ariz.	L 72-85
2/11	California Baptist	Phoenix, Ariz.	W 95-86
2/14	College of S. Utah	Phoenix, Ariz.	W 84-77
2/18	Western N.M.	Phoenix, Ariz.	L 92-105
2/21	Eastern N.M.	Phoenix, Ariz.	W 93-89

1964-65 / 7-16

Conference	none
Coach	Ben Lindsey

12/4	Adams State	Phoenix, Ariz.	L 79-90
12/5	Colorado Western	Phoenix, Ariz.	W 83-77
12/11	at N.M. Highlands	Las Vegas, N.M.	L 69-79
12/12	at Fort Lewis	Durango, Colo.	L 74-80
12/18	California Baptist	Phoenix, Ariz.	L 71-76
12/19	California Baptist	Phoenix, Ariz.	W 80-70
12/22	Cal Lutheran	Phoenix, Ariz.	W 89-73
1/5	St. Joseph's	Phoenix, Ariz.	L 78-90
1/8	St. Michael's	Phoenix, Ariz.	L 93-96
1/12	ASC-Flagstaff	Phoenix, Ariz.	L 67-84
1/21	at St. Joseph's	Santa Fe, N.M.	L 79-89
1/22	at St. Michael's	Colchester, Vt.	L 83-96
1/23	at Eastern N.M.	Portales, N.M.	L 73-99
1/29	La Verne	Phoenix, Ariz.	W 96-85
1/30	La Verne	Phoenix, Ariz.	W 91-77
2/4	at Cal Lutheran	Thousand Oaks, Calif.	L 71-79
2/5	at UC Riverside	Riverside, Calif.	L 75-81
2/6	at Pacific Christian	Fullerton, Calif.	W 93-64
2/9	at ASC-Flagstaff	Flagstaff, Ariz.	L 73-90
2/15	College of S. Utah	Phoenix, Ariz.	L 76-83
2/19	Eastern N.M.	Phoenix, Ariz.	W 102-87
2/22	at Eastern N.M.	Portales, N.M.	L 92-107

1965-66 / 11-13

Conference	none
Coach	Ben Lindsey

12/3	at Western State	Gunnison, Colo.	L 71-77
12/4	at Adams State	Alamosa, Colo.	L 78-95
12/10	Fort Lewis	Phoenix, Ariz.	L 95-99
12/11	N.M. Highlands	Phoenix, Ariz.	W 99-92
12/17	California Baptist	Phoenix, Ariz.	W 120-84
12/18	California Baptist	Phoenix, Ariz.	W 105-92
12/20	at College of S. Utah	Cedar City, Utah	L 86-96
12/27	vs Southwestern Mo.	Alamosa, Colo.	L 87-108
12/28	vs Central Okla.	Alamosa, Colo.	L 60-65
12/29	vs East Central Okla.	Alamosa, Colo.	W 106-101
1/4	Cal Lutheran	Phoenix, Ariz.	L 101-109

1/7	at ASC-Flagstaff	Flagstaff, Ariz.	L 57-103
1/8	College of S. Utah	Phoenix, Ariz.	W 99-63
1/15	Western N.M.	Silver City, N.M.	L 85-113
1/21	at St. Michael's	Colchester, Vt.	L 76-91
1/22	at Eastern N.M.	Portales, N.M.	L 71-105
1/28	La Verne	Phoenix, Ariz.	W 107-89
1/29	La Verne	Phoenix, Ariz.	W 95-81
2/4	at California Baptist	Riverside, Calif.	W 109-99
2/8	ASC-Flagstaff	Phoenix, Ariz.	W 84-83
2/12	St. Michael's	Phoenix, Ariz.	L 92-96
2/18	Eastern N.M.	Phoenix, Ariz.	W 88-83
2/19	Western N.M.	Phoenix, Ariz.	L 85-89

1966-67 / 14-13

Conference	none
Coach	Ben Lindsey

12/2	at N.M. Highlands	Las Vegas, N.M.	L 93-94
12/3	at Fort Lewis	Durango, Colo.	W 79-60
12/9	Western State	Phoenix, Ariz.	W 111-107
12/10	Adams State	Phoenix, Ariz.	W 92-80
12/15	California Baptist	Phoenix, Ariz.	W 103-96
12/16	California Baptist	Phoenix, Ariz.	W 99-86
12/19	at College of S. Utah	Cedar City, Utah	L 92-96
12/27	vs Northwest Okla.	Alamosa, Colo.	L 69-95
12/28	at Adams State	Alamosa, Colo.	W 83-81
12/29	vs Minot State	Alamosa, Colo.	W 100-75
1/6	College of S. Utah	Phoenix, Ariz.	W 78-67
1/7	at Northern Arizona	Flagstaff, Ariz.	L 69-88
1/14	at Western N.M.	Silver City, N.M.	L 85-103
1/20	at Azusa Pacific	Azusa, Calif.	L 98-107
1/21	at Pasadena	San Diego, Calif.	L 78-97
1/26	Western N.M.	Phoenix, Ariz.	L 85-86
2/2	at Cal Lutheran	Thousand Oaks, Calif.	L 83-88
2/3	at California Baptist	Riverside, Calif.	L 70-76
2/4	at La Verne	La Verne, Calif.	W 91-80
2/7	Northern Arizona	Phoenix, Ariz.	L 84-93
2/11	Fort Lewis	Phoenix, Ariz.	W 83-74
2/13	Cal Lutheran	Phoenix, Ariz.	L 75-82
2/14	Pasadena	Phoenix, Ariz.	L 84-97
2/17	Azusa Pacific	Phoenix, Ariz.	W 95-93
2/18	Azusa Pacific	Phoenix, Ariz.	W 106-98
2/24	La Verne	Phoenix, Ariz.	W 91-79
2/25	La Verne	Phoenix, Ariz.	W 106-77

1967-68 / 11-13

Conference	none
Coach	Ben Lindsey

12/1	N.M. Highlands	Phoenix, Ariz.	W 75-56
12/2	Fort Lewis	Phoenix, Ariz.	W 91-78
12/7	at Fort Lewis	Durango, Colo.	L 72-91
12/8	at Western State	Gunnison, Colo.	L 73-83
12/9	at Adams State	Alamosa, Colo.	L 67-91
12/14	vs Azusa Pacific	Pasadena, Calif.	L 99-110
12/15	vs Southern California	Pasadena, Calif.	W 90-83
12/16	vs Fresno Pacific	Pasadena, Calif.	W 80-67
12/18	vs Albuquerque	Cedar City, Utah	L 88-103
12/19	vs Fort Lewis	Cedar City, Utah	W 104-89
1/5	Southern Utah St.	Phoenix, Ariz.	L 84-94
1/9	Northern Arizona	Phoenix, Ariz.	L 60-92
1/13	Cal Lutheran	Phoenix, Ariz.	W 65-55
1/20	Puget Sound	Phoenix, Ariz.	W 86-78
1/27	at Azusa Pacific	Azusa, Calif.	L 70-90
1/29	at Southern Utah St.	Cedar City, Utah	L 78-82
2/1	California Baptist	Phoenix, Ariz.	W 86-58
2/2	California Baptist	Phoenix, Ariz.	W 74-69
2/8	at Pasadena	San Diego, Calif.	L 60-77
2/9	at Southern California	Costa Mesa, Calif.	W 85-60
2/10	at California Baptist	Riverside, Calif.	W 69-60
2/13	at Northern Arizona	Flagstaff, Ariz.	L 70-89
2/16	Azusa Pacific	Phoenix, Ariz.	L 63-66

2/17	Azusa Pacific	Phoenix, Ariz.	L 72-78
------	---------------	----------------	---------

1968-69 / 14-11

Conference	none
Coach	Ben Lindsey

12/5	at Fort Lewis	Durango, Colo.	L 73-80
12/6	at Western State	Gunnison, Colo.	W 72-71
12/7	at Adams State	Alamosa, Colo.	L 59-62
12/12	vs Cal Poly Pomona	Pasadena, Calif.	L 78-84
12/13	vs Claremont-Mudd	Pasadena, Calif.	W 73-72
12/14	vs Northwest Nazarene	Pasadena, Calif.	L 82-83
12/20	Southern California	Phoenix, Ariz.	W 101-60
12/21	Southern California	Phoenix, Ariz.	W 93-55
1/10	Eastern Michigan	Phoenix, Ariz.	L 71-99
1/11	Pasadena	Phoenix, Ariz.	W 87-82
1/14	at Northern Arizona	Flagstaff, Ariz.	L 60-79
1/18	Adams State	Phoenix, Ariz.	L 81-86
1/23	at Cal Lutheran	Thousand Oaks, Calif.	L 74-87
1/24	at California Baptist	Riverside, Calif.	L 70-72
1/25	at Azusa Pacific	Azusa, Calif.	L 94-102
1/27	at Southern Utah St.	Cedar City, Utah	L 78-87
1/31	Azusa Pacific	Phoenix, Ariz.	W 98-92
2/1	Azusa Pacific	Phoenix, Ariz.	W 93-92
2/4	California Baptist	Phoenix, Ariz.	W 98-69
2/9	Albuquerque	Phoenix, Ariz.	W 97-87
2/14	Fort Lewis	Phoenix, Ariz.	W 101-72
2/15	Western State	Phoenix, Ariz.	W 89-65
2/18	Northern Arizona	Phoenix, Ariz.	W 88-80
2/21	Albuquerque	Albuquerque, N.M.	W 91-83

1969-70 / 21-6

Conference	none
Coach	Ben Lindsey

12/4	at Adams State	Alamosa, Colo.	W 93-92
12/5	at Western State	Gunnison, Colo.	W 78-76
12/6	at Fort Lewis	Durango, Colo.	L 82-97
12/12	California Baptist	Phoenix, Ariz.	W 86-61
12/13	California Baptist	Phoenix, Ariz.	W 85-73
12/20	Fort Lewis	Phoenix, Ariz.	W 106-88
12/29	vs Colorado Mines	Cedar City, Utah	W 91-83
12/30	Southern Utah St.	Cedar City, Utah	L 81-88
1/9	Cal Lutheran	Phoenix, Ariz.	W 104-69
1/10	at Northern Arizona	Flagstaff, Ariz.	L 74-80
1/12	College of Santa Fe	Phoenix, Ariz.	W 82-79
1/13	College of Santa Fe	Phoenix, Ariz.	W 87-82
1/17	Adams State	Phoenix, Ariz.	W 110-100
1/23	at California Baptist	Riverside, Calif.	W 93-77
1/24	at Pasadena	San Diego, Calif.	W 88-72
1/26	at Southern Utah St.	Cedar City, Utah	L 101-109
1/29	Colorado Mines	Phoenix, Ariz.	W 122-78
1/31	Western State	Phoenix, Ariz.	W 92-77
2/6	Southern Utah St.	Phoenix, Ariz.	W 125-86
2/7	Pasadena	Phoenix, Ariz.	W 76-66
2/12	CSU Stanislaus	Phoenix, Ariz.	W 79-77
2/14	at College of Santa Fe	Santa Fe, N.M.	W 79-66
2/17	Northern Arizona	Phoenix, Ariz.	L 67-69
2/21	at California Western	San Diego, Calif.	W 79-61
2/28	at La Verne	La Verne, Calif.	W 91-82
3/3	at Adams State	Alamosa, Colo.	L 62-71

HISTORY ► GAME-BY-GAME RESULTS

1970-71 / 10-17

Conference	none
Coach	Ben Lindsey
12/3 at Adams State	Alamosa, Colo. L 73-96
12/4 at Western State	Gunnison, Colo. L 61-64
12/5 at Fort Lewis	Durango, Colo. L 74-83
12/12 Cal Lutheran	Phoenix, Ariz. W 77-68
12/15 Western N.M.	Phoenix, Ariz. L 77-85
12/18 California Baptist	Phoenix, Ariz. W 101-82
12/19 California Baptist	Phoenix, Ariz. L 59-60
12/21 CSU Dominguez Hills	Phoenix, Ariz. W 91-74
12/22 College of Artesia	Phoenix, Ariz. W 101-73
12/29 Greenville	Phoenix, Ariz. W 68-53
1/1 at Pasadena	Pasadena, Calif. L 78-85
1/2 vs Claremont-Mudd	Pasadena, Calif. L 80-90
1/4 vs Biola	Pasadena, Calif. L 69-81
1/9 Western State	Phoenix, Ariz. W 100-90
1/12 at Northern Arizona	Flagstaff, Ariz. W 84-78
1/15 College of Santa Fe	Phoenix, Ariz. L 77-82
1/22 at California Baptist	Riverside, Calif. W 85-78
1/23 at Cal Lutheran	Thousand Oaks, Calif. L 67-91
1/25 at CSU Dominguez Hills	Carson, Calif. L 72-74
1/30 Adams State	Phoenix, Ariz. L 81-88
2/5 at College of Santa Fe	Santa Fe, N.M. L 72-78
2/6 at College of Artesia	Artesia, N.M. L 85-89
2/12 at California Western	San Diego, Calif. L 67-84
2/13 at Pasadena	San Diego, Calif. L 78-95
2/15 College of Artesia	Phoenix, Ariz. W 80-74
2/16 College of Artesia	Phoenix, Ariz. W 93-70
2/22 Fort Lewis	Phoenix, Ariz. L 69-82

1971-72 / 17-12

Conference	none
Coach	Ben Lindsey
12/3 Southern Utah St.	Phoenix, Ariz. W 73-71
12/4 California Baptist	Phoenix, Ariz. W 71-69
12/10 at College of Santa Fe	Santa Fe, N.M. W 84-64
12/11 at Fort Lewis	Durango, Colo. W 71-60
12/17 U.S. International	Phoenix, Ariz. W 60-59
12/18 Western N.M.	Phoenix, Ariz. W 78-71
12/20 Fort Lewis	Phoenix, Ariz. W 48-45
12/21 Fort Hays State	Phoenix, Ariz. W 75-64
1/3 at Northern Arizona	Flagstaff, Ariz. L 56-73
1/6 vs Azusa Pacific	Pasadena, Calif. L 81-97
1/7 vs Southern California	Pasadena, Calif. W 78-70
1/8 vs Northwest Nazarene	Pasadena, Calif. W 83-70
1/14 College of Santa Fe	Phoenix, Ariz. W 82-78
1/15 Cal Lutheran	Phoenix, Ariz. W 69-67
1/17 at Southern Utah St.	Cedar City, Utah L 61-82
1/21 Pasadena	Phoenix, Ariz. L 46-56
1/22 N.M. Highlands	Phoenix, Ariz. W 80-75
1/28 at California Baptist	Riverside, Calif. L 69-73
1/29 at Cal Lutheran	Thousand Oaks, Calif. L 83-86
2/4 at Eastern N.M.	Portales, N.M. L 69-79
2/5 at N.M. Highlands	Las Vegas, N.M. L 85-88
2/10 at La Verne	La Verne, Calif. W 94-55
2/15 Northern Arizona	Phoenix, Ariz. W 70-64
2/19 Eastern N.M.	Phoenix, Ariz. W 46-45
2/21 Fort Lewis	Phoenix, Ariz. L 66-73
2/25 at Biola	La Miranda, Calif. L 65-71
2/26 CS Dominguez Hills	Phoenix, Ariz. W 66-61
2/29 at Western N.M.	Silver City, N.M. L 73-87
3/3 vs Regis College*	L 63-95

* NAIA District VII Tournament

1972-73 / 19-10

Conference	none
Coach	Ben Lindsey
11/28 at Northern Arizona	Flagstaff, Ariz. L 60-64
12/4 Southern Utah St.	Phoenix, Ariz. W 97-77
12/8 at College of Santa Fe	Santa Fe, N.M. W 73-64
12/9 at Fort Lewis	Durango, Colo. W 82-65
12/15 Western N.M.	Phoenix, Ariz. W 83-77
12/16 California Baptist	Phoenix, Ariz. W 91-80
12/18 Claremont-Mudd	Phoenix, Ariz. W 58-51
12/19 California Baptist	Phoenix, Ariz. L 64-69
1/4 Cal Lutheran	Phoenix, Ariz. W 73-65
1/8 N.M. Highlands	Phoenix, Ariz. W 92-78
1/12 College of Santa Fe	Phoenix, Ariz. W 86-51
1/15 at Southern Utah St.	Cedar City, Utah L 54-63
1/18 at California Baptist	Riverside, Calif. L 67-77
1/19 at Pasadena	San Diego, Calif. L 65-70
1/20 at Los Angeles Baptist	Los Angeles, Calif. W 72-57
1/23 at Northern Arizona	Flagstaff, Ariz. W 72-62
1/27 at Biola	La Miranda, Calif. L 49-57
1/29 Southern California	Phoenix, Ariz. W 73-55
2/2 at N.M. Highlands	Las Vegas, N.M. W 94-67
2/3 at Eastern N.M.	Portales, N.M. L 58-59
2/12 Fort Lewis	Phoenix, Ariz. W 72-50
2/13 at Western N.M.	Silver City, N.M. W 58-54
2/17 Eastern N.M.	Phoenix, Ariz. W 66-55
2/22 at San Diego	San Diego, Calif. L 71-92
2/23 at Southern California	Costa Mesa, Calif. L 58-62
2/24 at Cal Lutheran	Thousand Oaks, Calif. W 88-58
3/5 vs N.M. Highlands*	W 91-61
3/6 vs Westminster*	W 79-64
3/13 vs Winona State^	L 64-70

* NAIA District ^ NAIA National

1973-74 / 28-2

Conference	none
Coach	Ben Lindsey
11/30 Point Loma	Phoenix, Ariz. W 74-64
12/4 at Western N.M.	Silver City, N.M. W 69-54
12/8 at California Baptist	Riverside, Calif. W 88-66
12/10 at Southern Utah St.	Cedar City, Utah W 59-56
12/14 at Adams State	Alamosa, Colo. W 99-85
12/15 at Fort Lewis	Durango, Colo. W 85-65
12/20 College of Idaho	Phoenix, Ariz. W 75-59
12/21 Cal State-Sonoma	Phoenix, Ariz. W 67-61
1/4 Southern Utah St.	Phoenix, Ariz. W 84-74
1/5 N.M. Highlands	Phoenix, Ariz. W 81-69
1/8 Western N.M.	Phoenix, Ariz. W 71-51
1/10 at California Baptist	Riverside, Calif. W 75-56
1/11 at Chapman	Orange, Calif. W 77-73
1/12 at Cal Lutheran	Thousand Oaks, Calif. W 80-66
1/15 San Diego	Phoenix, Ariz. W 79-61
1/18 College of Santa Fe	Phoenix, Ariz. W 73-63
1/19 Fort Lewis	Phoenix, Ariz. W 74-53
1/26 CSU Dominguez Hills	Phoenix, Ariz. W 80-58
1/31 at College of Santa Fe	Santa Fe, N.M. W 53-42
2/1 at N.M. Highlands	Las Vegas, N.M. W 94-63
2/2 at Eastern N.M.	Portales, N.M. W 66-47
2/8 Los Angeles Baptist	Phoenix, Ariz. W 75-52
2/9 Adams State	Phoenix, Ariz. W 82-68
2/16 Eastern N.M.	Phoenix, Ariz. W 57-48
2/22 at Point Loma	San Diego, Calif. W 80-58
2/23 at San Diego	San Diego, Calif. L 68-80
3/4 vs Western N.M.*	W 62-48
3/5 vs Southern Utah St.*	W 62-48
3/11 vs Virginia State^	W 69-65
3/13 vs Indiana Penn^	L 65-66

* NAIA District ^ NAIA National

1974-75 / 30-3

Conference	none
Coach	Ben Lindsey
11/29 Southern Utah St.	Phoenix, Ariz. W 67-57
11/30 UC Riverside	Phoenix, Ariz. L 55-64
12/4 at College of Santa Fe	Santa Fe, N.M. W 52-51
12/10 at Western N.M.	Silver City, N.M. W 62-61
12/13 Point Loma	Phoenix, Ariz. W 68-57
12/14 California Baptist	Phoenix, Ariz. W 86-73
12/17 Greenville College	Phoenix, Ariz. W 81-59
12/19 Kansas City	Phoenix, Ariz. W 70-58
12/20 Occidental	Phoenix, Ariz. W 70-67
1/4 at Southern Utah St.	Cedar City, Utah W 83-77
1/7 Western N.M.	Phoenix, Ariz. W 89-83
1/11 Chapman	Phoenix, Ariz. W 91-63
1/14 Northern Arizona	Phoenix, Ariz. W 84-74
1/16 at UC Irvine	Irvine, Calif. W 70-63
1/17 at California Baptist	Riverside, Calif. W Forfeit
1/18 at Westmont	Santa Barbara, Calif. W 85-50
1/24 College of Santa Fe	Phoenix, Ariz. W 88-64
1/25 Cal Lutheran	Phoenix, Ariz. W 88-75
1/28 at Northern Arizona	Flagstaff, Ariz. L 73-87
1/31 at N.M. Highlands	Las Vegas, N.M. L 72-73
2/1 at Eastern N.M.	Portales, N.M. W 72-46
2/6 San Diego	Phoenix, Ariz. W 72-47
2/11 N.M. Highlands	Phoenix, Ariz. W 114-67
2/21 at San Diego	San Diego, Calif. W 66-65
2/22 at Point Loma	San Diego, Calif. W 64-63
3/3 Southern Utah St.*	Phoenix, Ariz. W 83-74
3/4 N.M. Highlands*	Phoenix, Ariz. W 102-81
3/11 vs Willamette^	Kansas City, Mo. W 83-60
3/12 vs Illinois Wesleyan^	Kansas City, Mo. W 66-63
3/13 vs Wisconsin-Parkside^	Kansas City, Mo. W 70-54
3/14 vs Alcorn State^	Kansas City, Mo. W 88-68
3/15 vs Midwestern^	Kansas City, Mo. W 65-54

* NAIA District VII Tourn. ^ NAIA National Tourn.

1975-76 / 27-3

Conference	none
Coach	Ben Lindsey
11/27 Eastern N.M.	Phoenix, Ariz. W 69-57
11/29 Biola	Phoenix, Ariz. W 76-65
12/2 Whittier	Phoenix, Ariz. W 87-67
12/5 at College of Santa Fe	Santa Fe, N.M. W 58-43
12/6 at Fort Lewis	Durango, Colo. W 47-43
12/9 at Southern Utah St.	Cedar City, Utah W 89-88
12/12 California Baptist	Phoenix, Ariz. W 96-83
12/13 Western N.M.	Phoenix, Ariz. W 53-48
12/19 Western State	Phoenix, Ariz. W 79-47
12/20 Mesa College	Phoenix, Ariz. W 77-61
1/6 at N.M. Highlands	Las Vegas, N.M. W 86-83
1/7 at Eastern N.M.	Portales, N.M. L 65-70
1/10 UC Irvine	Phoenix, Ariz. W 83-70
1/13 Northern Arizona	Phoenix, Ariz. W 78-72
1/16 at California Baptist	Riverside, Calif. L 80-85
1/17 at UC Riverside	Riverside, Calif. W 78-76
1/20 at Western N.M.	Silver City, N.M. W 61-47
1/23 College of Santa Fe	Phoenix, Ariz. W 63-43
1/24 San Diego	Phoenix, Ariz. W 82-68
1/30 N.M. Highlands	Phoenix, Ariz. W 98-86
2/7 at Northern California	Costa Mesa, Calif. W 59-45
2/10 at Northern Arizona	Flagstaff, Ariz. W 63-58
2/14 Point Loma	Phoenix, Ariz. W 71-60
2/19 at Point Loma	San Diego, Calif. W 64-58
2/20 at San Diego	San Diego, Calif. W 49-47
2/28 Southern Utah St.	Phoenix, Ariz. W 72-65
3/2 vs Westminster*	Grand Junction, Colo. W 74-57
3/3 vs Southern Utah St.*	Grand Junction, Colo. W 49-47
3/9 vs Central State^	Kansas City, Mo. W 57-52
3/10 vs Newberry^	Kansas City, Mo. L 58-65

* NAIA District VII Tourn. ^ NAIA National Tourn.

1976-77 / 20-9

Conference	none
Coach	Ben Lindsey
11/29 Fort Lewis	Phoenix, Ariz. W 76-48
12/2 Champaign	Phoenix, Ariz. W 81-69
12/4 College of Santa Fe	Phoenix, Ariz. W 101-76
12/6 at Southern Utah St.	Cedar City, Utah L 66-68
12/11 at Eastern N.M.	Portales, N.M. W 78-61
12/13 at Western N.M.	Silver City, N.M. W 74-71
12/17 Fort Hays State	Phoenix, Ariz. W 85-72
12/18 Southern Utah St.	Phoenix, Ariz. W 76-69
12/28 vs Seattle Pacific	Grand Junction, Colo. W 82-74
12/29 vs Mesa College	Grand Junction, Colo. L 75-90
1/6 at San Diego	San Diego, Calif. W 78-57
1/7 at Point Loma	San Diego, Calif. W 57-55
1/8 at Biola	La Miranda, Calif. L 65-69
1/11 Southern California	Phoenix, Ariz. W 77-60
1/14 San Diego	Phoenix, Ariz. W 71-60
1/18 at Northern Arizona	Flagstaff, Ariz. L 64-78
1/22 Westmont	Phoenix, Ariz. W 80-71
1/25 Western N.M.	Phoenix, Ariz. W 79-64
1/28 Eastern N.M.	Phoenix, Ariz. W 74-73
2/3 at Point Loma	San Diego, Calif. L 64-73
2/4 at Chapman	Orange, Calif. L 53-79
2/5 at Ambassador	Pasadena, Calif. W 73-65
2/7 Northern Arizona	Phoenix, Ariz. W 65-61
2/10 at California Baptist	Riverside, Calif. W 69-68
2/11 at San Diego	San Diego, Calif. L 76-81
2/12 at Biola	La Miranda, Calif. L 70-76
2/19 Ambassador	Phoenix, Ariz. W 59-57
2/25 at College of Santa Fe	Santa Fe, N.M. W 88-51
3/2 Southern Utah St.*	Phoenix, Ariz. L 64-66

* NAIA District VII Tournament

1977-78 / 30-3

Conference	none
Coach	Ben Lindsey
12/2 at UC Riverside	Riverside, Calif. W 95-69
12/7 at Northern Arizona	Flagstaff, Ariz. W 81-72
12/9 Kansas City	Phoenix, Ariz. W 75-70
12/10 California Baptist	Phoenix, Ariz. W 109-70
12/16 at Biola	La Miranda, Calif. W 64-54
12/17 at Ambassador	Pasadena, Calif. W 86-59
12/22 Wheaton	Phoenix, Ariz. W 98-80
12/23 Wayland Baptist	Phoenix, Ariz. W 84-74
1/6 at Arizona	Tucson, Ariz. L 66-78
1/10 at Southern Utah St.	Cedar City, Utah W 73-71
1/14 Point Loma	Phoenix, Ariz. W 78-69
1/17 Northern Arizona	Phoenix, Ariz. W 96-83
1/21 San Diego	Phoenix, Ariz. W 80-69
1/24 N.M. Highlands	Phoenix, Ariz. W 95-83
1/27 Biola	Phoenix, Ariz. W 74-63
1/28 Western N.M.	Phoenix, Ariz. W 75-72
2/2 at Occidental	Los Angeles, Calif. W 76-60
2/3 at San Diego	San Diego, Calif. L 71-91
2/11 Eastern N.M.	Phoenix, Ariz. W 86-81
2/16 at N.M. Highlands	Las Vegas, N.M. W 94-78
2/17 at College of Santa Fe	Santa Fe, N.M. W 77-74
2/18 at Eastern N.M.	Silver City, N.M. L 59-63
2/24 College of Santa Fe	Phoenix, Ariz. W 92-71
2/25 Ambassador Col.	Phoenix, Ariz. W 80-65
2/28 Western N.M.	Phoenix, Ariz. W 87-64
3/2 Southern Utah St.	Phoenix, Ariz. W 82-73
3/4 Southern Utah St.*	Phoenix, Ariz. W 81-66
3/7 Mesa College*	Phoenix, Ariz. W 86-82
3/13 vs Cumberland College^	Kansas City, Mo. W 70-64
3/15 vs Hawaii-Hilo^	Kansas City, Mo. W 83-67
3/16 vs Central State^	Kansas City, Mo. W 88-82
3/17 vs East Texas St.^	Kansas City, Mo. W 74-69
3/18 vs Kearney State^	Kansas City, Mo. W 79-75

* NAIA District VII Tourn. ^ NAIA National Tourn.

1978-79 / 24-4

Conference	Coach	none	Ben Lindsey
11/28	College of St. Thomas	Phoenix, Ariz.	W 58-55
12/1	vs Bethany Nazarene	Springfield, Mo.	W 88-68
12/2	vs Tabor College	Springfield, Mo.	W 85-65
12/2	vs SW Missouri St.	Springfield, Mo.	L 69-75
12/13	at Arizona	Tucson, Ariz.	L 78-90
12/15	Southern California	Phoenix, Ariz.	W 89-84
12/16	Western N.M.	Phoenix, Ariz.	W 65-59
12/29	Westminster	Phoenix, Ariz.	W 90-74
12/30	Augustana	Phoenix, Ariz.	L 77-78
1/4	Wisconsin-Stevens	Phoenix, Ariz.	W 86-84
1/12	at U.S. Int'l	San Diego, Calif.	W 86-68
1/13	at California Baptist	Riverside, Calif.	W 77-76
1/20	Biola	Phoenix, Ariz.	W 54-49
1/25	at Southern California	Costa Mesa, Calif.	W 76-71
1/27	at Point Loma	San Diego, Calif.	W 86-71
1/30	N.M. Highlands	Phoenix, Ariz.	W 84-66
2/2	College of Santa Fe	Phoenix, Ariz.	W 109-73
2/3	California Baptist	Phoenix, Ariz.	W 79-69
2/6	at N.M. Highlands	Las Vegas, N.M.	W 84-66
2/10	Occidental	Phoenix, Ariz.	W 65-47
2/17	Eastern N.M.	Phoenix, Ariz.	W 91-70
2/23	at College of Santa Fe	Santa Fe, N.M.	W 63-58
2/24	at Eastern N.M.	Portales, N.M.	W 91-70
2/27	at Western N.M.	Silver City, N.M.	W 63-60
3/3	Fort Lewis*	Phoenix, Ariz.	W 74-73
3/6	Southern Utah St.*	Phoenix, Ariz.	W 86-72
3/12	vs Marymount^	Kansas City, Mo.	L 74-79

* NIAA District VII Tournament
^ NIAA National Tournament

1979-80 / 25-5

Conference	Coach	none	Ben Lindsey
11/27	Southern Utah St.	Phoenix, Ariz.	W 57-52
11/30	at Biola	La Miranda, Calif.	W 57-51
12/1	at CSU Dominguez Hills	Carson, Calif.	W 67-64
12/4	at Western N.M.	Silver City, N.M.	W 62-49
12/7	College of St. Thomas	Phoenix, Ariz.	W 94-64
12/8	at Arizona	Tucson, Ariz.	L 60-69
12/11	at New Mexico	Albuquerque, N.M.	L 68-78
12/15	California Baptist	Phoenix, Ariz.	W 75-62
12/21	Occidental	Phoenix, Ariz.	W 73-53
12/22	Western Montana	Phoenix, Ariz.	W 62-49
12/28	St. Xavier	Phoenix, Ariz.	W 89-76
1/5	CSU Dominguez Hills	Phoenix, Ariz.	W 80-69
1/12	U.S. International	Phoenix, Ariz.	W 75-62
1/16	at College of Santa Fe	Santa Fe, N.M.	W 67-56
1/19	Eastern N.M.	Phoenix, Ariz.	W 74-59
1/22	at Arizona State	Tempe, Ariz.	L 68-80
1/31	at Eastern N.M.	Portales, N.M.	W 96-78
2/2	at California Baptist	Riverside, Calif.	W 27-26
2/4	at Azusa Pacific	Azusa, Calif.	L 50-57
2/5	at Southern California	Costa Mesa, Calif.	W 119-98
2/9	Point Loma	Phoenix, Ariz.	W 81-79
2/12	at Southern Utah St.	Cedar City, Utah	W 84-69
2/16	College of Santa Fe	Phoenix, Ariz.	W 103-62
2/22	at Cal Lutheran	Thousand Oaks, Calif.	W 79-66
2/23	at San Diego State	San Diego, Calif.	W 86-68
2/26	Western N.M.	Phoenix, Ariz.	W 77-70
3/1	vs. Colorado Mines*	Glendale, Ariz.	W 59-57
3/4	vs. Regis College*	Silver City, N.M.	W 49-45
3/5	at Western N.M.*	Silver, City N.M.	W 68-55
3/11	Clarion State^	Kansas City, Mo.	L 75-83

* NIAA District VII Tournament
^ NIAA National Tournament

1980-81 / 16-13

Conference	Coach	none	Ben Lindsey
11/26	College of St. Thomas	Phoenix, Ariz.	W 77-66
11/28	at San Francisco	San Francisco, Calif.	L 63-78
12/1	Azusa Pacific	Phoenix, Ariz.	W 65-58
12/2	Western N.M.	Phoenix, Ariz.	L 58-76
12/4	Eastern N.M.	Phoenix, Ariz.	W 79-67
12/6	CSU Dominguez Hills	Phoenix, Ariz.	L 38-43
12/9	at Southern Utah St.	Cedar City, Utah	L 78-88
12/10	at Weber State	Ogden, Utah	L 57-72
12/13	UC Riverside	Phoenix, Ariz.	W 56-54
12/19	Fresno Pacific	Phoenix, Ariz.	W 67-56
12/20	CSU Stanislaus	Phoenix, Ariz.	W 71-59
12/30	at Arizona	Tucson, Ariz.	L 60-74
1/6	California Baptist	Phoenix, Ariz.	W 76-65
1/9	vs Concordia	Santa Barbara, Calif.	W 90-61
1/10	at Westmont	Santa Barbara, Calif.	W 43-38
1/13	at Biola	La Miranda, Calif.	L 53-64
1/17	Cal Lutheran	Phoenix, Ariz.	W 90-46
1/22	at College of Santa Fe	Santa Fe, N.M.	L 54-58
1/31	Southern Utah St.	Phoenix, Ariz.	W 70-67
2/3	at Western N.M.	Silver City, N.M.	L 30-39
2/6	at Eastern N.M.	Portales, N.M.	W 76-66
2/9	Cameron	Phoenix, Ariz.	L 56-74
2/12	at California Baptist	Riverside, Calif.	W 40-37
2/14	at Point Loma	San Diego, Calif.	W 77-58
2/17	at Cameron	Lawton, Okla.	L 67-79
2/21	College of Santa Fe	Phoenix, Ariz.	W 66-53
2/24	at CSU Dominguez Hills	Carson, Calif.	L 55-59
2/28	at Southern Colorado*	Pueblo, Colo.	W 59-55
3/3	at Western N.M.*	Silver City, N.M.	L 52-76

* NIAA District VII Tournament

1981-82 / 17-11

Conference	Coach	none	Jay Arnote
11/27	vs N.M. Highlands	Grand Junction, Colo.	W 86-69
11/28	at Mesa College	Grand Junction, Colo.	L 59-61
11/30	at Southern Utah St.	Cedar City, Utah	L 59-66
12/4	College of St. Thomas	Phoenix, Ariz.	L 55-60
12/5	CSU Dominguez Hills	Phoenix, Ariz.	W 54-52
12/8	Western N.M.	Phoenix, Ariz.	W 66-57
12/11	Mesa College	Phoenix, Ariz.	W 61-49
12/18	Point Loma	Phoenix, Ariz.	W 67-59
12/19	William Jewell	Phoenix, Ariz.	W 74-64
1/2	at Cal Poly Pomona	Pomona, Calif.	L 58-60
1/4	at UC Riverside	Riverside, Calif.	W 72-70
1/8	Los Angeles Baptist	Phoenix, Ariz.	W 74-54
1/9	California Baptist	Phoenix, Ariz.	W 79-39
1/16	Westmont	Phoenix, Ariz.	L 74-78
1/18	at Eastern N.M.	Portales, N.M.	L 67-71
1/20	at N.M. Highlands	Las Vegas, N.M.	W 70-64
1/21	at College of Santa Fe	Santa Fe, N.M.	L 66-72
1/25	at CSU Dominguez Hills	Carson, Calif.	L 59-61
1/29	Occidental	Phoenix, Ariz.	W 98-55
1/30	Southern Utah St.	Phoenix, Ariz.	W 82-64
2/6	N.M. Highlands	Phoenix, Ariz.	W 101-80
2/8	at Western N.M.	Silver City, N.M.	L 49-74
2/12	Eastern N.M.	Phoenix, Ariz.	W 79-67
2/18	at California Baptist	Riverside, Calif.	W 80-40
2/20	at Los Angeles Baptist	Los Angeles, Calif.	W 61-59
2/23	College of Santa Fe	Phoenix, Ariz.	W 64-61
2/27	at Western N.M.*	Silver City, N.M.	L 45-48

* NIAA District VII Tournament

1982-83 / 23-8

Conference	Coach	none	Jay Arnote
11/20	CSU Dominguez Hills	Phoenix, Ariz.	W 60-56
11/26	Fort Lewis	Phoenix, Ariz.	W 58-56
11/30	Florida International	Phoenix, Ariz.	W 58-55
12/3	College of St. Thomas	Phoenix, Ariz.	W 56-55
12/9	vs Eastern N.M.	Silver City, N.M.	W 87-80
12/10	vs Colorado Mines	Silver City, N.M.	W 62-61
12/11	at Western N.M.	Silver City, N.M.	W 60-52
12/14	Rockmont College	Phoenix, Ariz.	W 86-50
12/17	CSU Los Angeles	Phoenix, Ariz.	W 79-67
12/18	UC Riverside	Phoenix, Ariz.	W 67-54
12/29	vs CSU Dominguez Hills	Cedar City, Utah	L 54-55
12/30	vs Southern California	Cedar City, Utah	W 94-86
1/4	at New Mexico	Albuquerque, N.M.	L 51-76
1/7	Los Angeles Baptist	Phoenix, Ariz.	W 93-48
1/8	Cal Poly Pomona	Phoenix, Ariz.	W 79-53
1/10	at Northern Arizona	Flagstaff, Ariz.	L 47-62
1/14	at Point Loma	San Diego, Calif.	W 55-41
1/15	at California Baptist	Riverside, Calif.	W 76-47
1/18	Southern Utah St.	Phoenix, Ariz.	W 76-56
1/22	California Baptist	Phoenix, Ariz.	W 61-43
1/29	at Westmont	Santa Barbara, Calif.	L 59-78
1/31	at CSU Dominguez Hills	Carson, Calif.	L 57-78
2/5	Eastern N.M.	Phoenix, Ariz.	W 85-72
2/8	Western N.M.	Phoenix, Ariz.	W 65-47
2/12	at Biola	La Miranda, Calif.	W 91-63
2/17	at Eastern N.M.	Portales, N.M.	W 91-88
2/19	at College of Santa Fe	Santa Fe, N.M.	L 75-90
2/26	at Occidental	Los Angeles, Calif.	W 85-78
3/1	College of Santa Fe	Phoenix, Ariz.	L 69-73
3/5	vs Mesa College*	Glendale, Ariz.	W 63-59
3/8	vs Southern Colorado*	Glendale, Ariz.	L 65-67

* NIAA District VII Tournament

1983-84 / 21-9

Conference	Coach	none	John Shumate
11/18	vs CSU Northridge	Los Angeles, Calif.	L 49-66
11/19	vs Los Angeles Baptist	Los Angeles, Calif.	W 81-54
11/22	College of St. Thomas	Phoenix, Ariz.	W 74-69
11/25	at Western State	Gunnison, Colo.	W 59-52
11/26	at Adams State	Alamasa, Colo.	L 65-76
11/28	at Fort Lewis	Durango, Colo.	W 68-64
12/2	William Jewell	Phoenix, Ariz.	L 52-53
12/10	at Southern Utah St.	Cedar City, Utah	W 80-76
12/16	Western Montana	Phoenix, Ariz.	W 57-48
12/17	CSU Los Angeles	Phoenix, Ariz.	W 74-65
12/19	at Northern Mont.	Harve, Mont.	W 63-53
12/28	vs Cal Lutheran	Turlock, Calif.	W 65-56
12/29	vs Point Loma	Turlock, Calif.	W 66-49
12/30	vs Lewis & Clark	Turlock, Calif.	W 79-57
1/3	Los Angeles Baptist	Phoenix, Ariz.	W 70-56
1/6	vs Champan	San Diego, Calif.	L 74-78
1/7	vs Pomona Pitzer	San Diego, Calif.	W 66-57
1/10	at New Mexico St.	Las Cruces, N.M.	L 60-75
1/14	California Baptist	Phoenix, Ariz.	W 56-46
1/21	College of Santa Fe	Phoenix, Ariz.	W 65-64
1/28	Westmont	Phoenix, Ariz.	W 47-46
1/30	Southern Utah St.	Phoenix, Ariz.	W 43-41
2/3	at U.S. Int'l	San Diego, Calif.	W 72-68
2/4	CSU Dominguez Hills	Phoenix, Ariz.	W 59-49
2/11	at College of Santa Fe	Santa Fe, N.M.	L 73-81
2/13	at Eastern N.M.	Portales, N.M.	L 62-78
2/18	at California Baptist	Riverside, Calif.	W 62-52
2/25	Eastern N.M.	Phoenix, Ariz.	W 63-61
2/28	at Northern Arizona	Flagstaff, Ariz.	L 57-63
3/2	vs Western N.M.*	Phoenix, Ariz.	L 54-66

* NIAA District VII Tournament

1984-85 / 18-16

Conference	Coach	none	John Shumate
11/3	at Wayland Baptist	Plainview, Texas	L 67-85
11/5	at Lubbock Christian	Lubbock, Texas	W 51-50
11/16	at Sul Ross State	Alpine, Texas	W 87-59
11/17	vs Concordia Lutheran	Alpine, Texas	W 95-72
11/17	vs Texas College	Alpine, Texas	W 116-91
11/18	at Southern Utah St.	Cedar City, Utah	W 71-70
11/27	College of St. Thomas	Phoenix, Ariz.	W 75-62
12/1	Southern California	Phoenix, Ariz.	L 69-72
12/4	at Northern Arizona	Flagstaff, Ariz.	L 44-60
12/6	Southern Utah St.	Phoenix, Ariz.	W 74-68
12/8	at CSU Northridge	Northridge, Calif.	L 67-68
12/13	Point Loma	Phoenix, Ariz.	L 70-72
12/14	CSU Dominguez Hills	Phoenix, Ariz.	L 58-83
12/18	vs College of Santa Fe	Bakersfield, Calif.	W 76-65
12/19	at CSU Bakersfield	Bakersfield, Calif.	L 64-80
12/22	Western State	Phoenix, Ariz.	W 66-65
12/28	vs Abilene Christian	Grand Junction, Colo.	W 80-64
12/29	at Mesa College	Grand Junction, Colo.	W 74-73
1/2	Los Angeles Baptist	Phoenix, Ariz.	W 79-57
1/4	vs UC Riverside	La Jolla, Calif.	L 59-66
1/5	vs Occidental	La Jolla, Calif.	W 77-59
1/7	Lubbock Christian	Phoenix, Ariz.	W 74-48
1/12	at Westmont	Santa Barbara, Calif.	L 73-89
1/19	College of Santa Fe	Phoenix, Ariz.	W 68-51
1/29	at CSU Dominguez Hills	Carson, Calif.	L 66-70
1/31	at CSU Los Angeles	Los Angeles, Calif.	L 74-83
2/2	at Point Loma	San Diego, Calif.	L 68-77
2/6	at N.M. Highlands	Las Vegas, N.M.	L 65-70
2/7	at College of Santa Fe	Santa Fe, N.M.	L 74-79
2/9	at Western N.M.	Silver City, N.M.	L 63-75
2/19	Southwestern College	Phoenix, Ariz.	W Forfeit
2/25	Fort Lewis	Phoenix, Ariz.	W 69-51
3/4	vs Southern Utah St.*	Grand Junction, Colo.	W 73-64
3/6	at Mesa College*	Grand Junction, Colo.	L 78-95

* NIAA District VII Tournament

1985-86 / 19-8

Conference	Coach	none	John Shumate
11/16	The Master's	Phoenix, Ariz.	W 88-73
11/18	at Lubbock Christian	Lubbock, Texas	L 75-79
11/19	at Wayland Baptist	Plainview, Texas	L 88-94
11/23	at CSU Dominguez Hills	Carson, Calif.	L 83-85
11/26	College of St. Thomas	Phoenix, Ariz.	W 89-59
12/2	at Southern Utah St.	Cedar City, Utah	W --
12/5	Southern Utah St.	Phoenix, Ariz.	W 77-65
12/7	N.M. Highlands	Phoenix, Ariz.	W 112-87
12/12	Northern Montana	Phoenix, Ariz.	W 101-71
12/13	Western N.M.	Phoenix, Ariz.	W 91-57
12/14	Mesa College	Phoenix, Ariz.	W 93-84
12/18	CSU Los Angeles	Phoenix, Ariz.	L 89-91
12/23	CSU Dominguez Hills	Phoenix, Ariz.	W 71-44
12/28	Texas Lutheran	Grand Junction, Colo.	W 134-129
12/29	at Mesa College	Grand Junction, Colo.	W 102-101
12/30	vs Sul Ross State	Grand Junction, Colo.	W 88-60
1/4	Hawaii-Hilo	Phoenix, Ariz.	W 89-74
1/7	Concordia (Neb.)	Phoenix, Ariz.	W 101-89
1/10	vs Pomona-Pitzer		W 90-66
1/11	vs College of Notre Dame		W 90-68
1/14	at CSU Los Angeles	Los Angeles, Calif.	L 71-103
1/17	Wassuk	Phoenix, Ariz.	W 142-64
1/20	Westmont	Phoenix, Ariz.	L 75-77
2/4	at College of Santa Fe	Santa Fe, N.M.	L 86-92
2/5	at N.M. Highlands	Las Vegas, N.M.	W 70-65
2/17	at Western N.M.	Silver City, N.M.	L 77-79
2/22	College of Santa Fe	Phoenix, Ariz.	W 102-88

HISTORY >> GAME-BY-GAME RESULTS

1986-87 / 26-12

Conference none
Coach Paul Westphal

11/15 The Master's	Phoenix, Ariz.	W 101-86
11/21 at Lubbock Christian	Lubbock, Texas	W 99-95
11/22 at Wayland Baptist	Plainview, Texas	L 81-106
11/25 at Point Loma	San Diego, Calif.	L 64-70
11/26 at CSU Dominguez Hills	Carson, Calif.	L 60-74
11/29 at Fort Hays State	Hays, Kan.	L 67-90
12/1 at Kansas State	Manhattan, Kan.	L 57-93
12/3 College of St. Thomas	Phoenix, Ariz.	W 76-64
12/5 vs Doane College	Pueblo, Colo.	W 81-78
12/6 at Southern Colo.	Pueblo, Colo.	L 70-71
12/11 Texas Wesleyan	Phoenix, Ariz.	W 101-88
12/12 Mesa College	Phoenix, Ariz.	W 76-60
12/13 Southern Colorado	Phoenix, Ariz.	W 61-57
12/19 Occidental	Phoenix, Ariz.	W 114-82
12/20 Fort Lewis	Phoenix, Ariz.	L 82-98
12/22 Millikin	Phoenix, Ariz.	W 84-76
12/28 vs North Central	Grand Junction, Colo.	W 96-84
12/29 at Mesa College	Grand Junction, Colo.	W 97-71
12/30 vs Bethany	Grand Junction, Colo.	W 60-52
1/2 Olivet Nazarene	Phoenix, Ariz.	W 112-94
1/3 CSU Dominguez Hills	Phoenix, Ariz.	W 91-82
1/5 Lubbock Christian	Phoenix, Ariz.	W 71-60
1/6 Central Methodist	Phoenix, Ariz.	W 105-74
1/8 N.M. Highlands	Phoenix, Ariz.	W 89-74
1/10 at Westmont	Santa Barbara, Calif.	W 71-70
1/12 at The Master's	Santa Barbara, Calif.	W 97-84
1/17 at Christian Heritage	El Cajon, Calif.	W 94-74
1/19 at Fort Lewis	Durango, Colo.	L 73-96
1/24 Southern Utah St.	Phoenix, Ariz.	W 105-91
1/26 at N.M. Highlands	Las Vegas, N.M.	W 83-80
1/30 Wayland Baptist	Phoenix, Ariz.	W 86-72
2/3 Western N.M.	Phoenix, Ariz.	W 93-67
2/14 at Southern Utah St.	Cedar City, Utah	L 97-130
2/19 at Texas Wesleyan	Fort Worth, Texas	L 83-86
2/20 vs Dallas	Fort Worth, Texas	W 111-85
2/21 vs Langston	Fort Worth, Texas	L 81-84
3/3 at Fort Lewis*	Durango, Colo.	W 94-87
3/5 at Western State*	Gunnison, Colo.	L 69-74

*NAIA District VII Tournament

1987-88 / 37-6

Conference none
Coach Paul Westphal

11/20 at Southern Colo.	Pueblo, Colo.	W 96-77
11/21 at Fort Lewis	Durango, Colo.	W 93-83
11/24 at Chapman	Orange, Calif.	L 76-83
11/25 at CSU Dominguez Hills	Carson, Calif.	W 72-67
11/27 vs UC Santa Cruz	La Jolla, Calif.	W 105-70
11/28 at UC San Diego	La Jolla, Calif.	W 116-72
12/1 College of St. Thomas	Phoenix, Ariz.	W 110-67
12/4 Occidental	Phoenix, Ariz.	W 70-60
12/5 Point Loma Nazarene	Phoenix, Ariz.	W 121-79
12/7 Fort Lewis	Phoenix, Ariz.	W 95-91
12/12 at Northern Arizona	Flagstaff, Ariz.	L 81-84
12/19 Westmont	Phoenix, Ariz.	L 82-92
12/21 Western N.M.	Phoenix, Ariz.	W 105-78
12/22 North Park College	Phoenix, Ariz.	W 114-106
12/29 Northwestern College	Grand Junction, Colo.	W 73-64
12/30 at Mesa College	Grand Junction, Colo.	W 96-86
1/2 CSU Dominguez Hills	Phoenix, Ariz.	W 83-75
1/4 Mesa College	Phoenix, Ariz.	W 96-86
1/5 Southern Nazarene	Phoenix, Ariz.	W 84-81
1/8 Panhandle State	Silver City, N.M.	W 88-84
1/9 at Western N.M.	Silver City, N.M.	W 92-83
1/12 Nebraska Wesleyan	Phoenix, Ariz.	W 95-80
1/15 at The Master's	Santa Clarita, Calif.	W 89-67
1/16 at Christian Heritage	El Cajon, Calif.	W 95-83

1/19 at Southern Nazarene	Bethany, Okla.	W 97-95
1/21 at Drury	Springfield, Mo.	L 72-74
1/23 at Southern Utah St.	Cedar City, Utah	W 121-101
1/26 Southern Colorado	Phoenix, Ariz.	W 94-68
1/30 The Master's	Phoenix, Ariz.	W 115-61
2/4 at Western Wash.	Bellingham, Wash.	L 88-99
2/5 at Puget Sound	Tacoma, Wash.	L 85-102
2/6 at Seattle Pacific	Seattle, Wash.	W 90-86
2/13 Athletes in Action	Phoenix, Ariz.	L 86-100
2/15 Southern Utah St.	Phoenix, Ariz.	W 113-92
2/20 Christian Heritage	Phoenix, Ariz.	W 106-96
2/27 at Hawaii Pacific	Kaneohe, Hawaii	W 102-93
2/29 at BYU-Hawaii	Laie, Hawaii	W 93-87
3/8 vs Southern Colo.*		W 68-62
3/10 vs Colorado Mines*	W 113-79	
3/17 vs Hastings College^	W 103-75	
3/18 vs Fort Hays State^	W 101-95	
3/19 vs College of Idaho^	W 99-96	
3/21 vs Waynesburg^	W 108-106	
3/22 vs Auburn-Montgomery^	W 88-86	

* NAIA District VII Tournament
^ NAIA National Tournament

1988-89 / 26-5

Conference none
Coach Bill Westphal

11/29 St. Thomas	Phoenix, Ariz.	W 86-64
12/2 vs St. Mary's (TX)	San Marcos, Texas	W 82-80
12/3 vs Oklahoma City	San Marcos, Texas	W 113-96
12/9 Colorado Christian	Phoenix, Ariz.	W 124-68
12/10 Emporia State	Phoenix, Ariz.	W 91-89
12/17 UC Riverside	Phoenix, Ariz.	W 91-90
12/20 Seattle Pacific	Phoenix, Ariz.	W 104-95
12/22 Cal Poly Pomona	Phoenix, Ariz.	W 119-93
12/30 Chapman	Phoenix, Ariz.	W 116-94
1/2 Wisconsin-Oshkosh	Phoenix, Ariz.	W 92-85
1/3 at Ottawa	Ottawa, Kan.	W 65-60
1/5 at CSU Dominguez Hills	Carson, Calif.	L 73-81
1/6 vs Southern California	Los Angeles, Calif.	W 96-78
1/7 at Occidental	Los Angeles, Calif.	W 88-80
1/9 at CSU San Bernardino	San Bernardino, Calif.	L 66-80
1/10 at UC Riverside	Riverside, Calif.	L 78-92
1/14 at West Coast Christian	Lancaster, Calif.	W 141-57
1/17 at San Francisco St.	San Francisco, Calif.	W 99-81
1/19 at Westmont	Santa Barbara, Calif.	W 81-77
1/20 at Biola	La Mirada, Calif.	L 87-88
1/27 Biola	Phoenix, Ariz.	W 103-85
1/28 The Master's	Phoenix, Ariz.	W 87-83
2/4 Christian Heritage	Phoenix, Ariz.	W 115-90
2/17 Langston	Phoenix, Ariz.	W 112-91
2/18 Drury	Phoenix, Ariz.	W 100-74
2/24 at The Master's	Santa Clarita, Calif.	W 76-75
2/25 at Christian Heritage	El Cajon, Calif.	W 117-72
3/4 Colorado Mines	Phoenix, Ariz.	W 109-82
3/6 vs Denver*	W 111-88	
3/8 vs Mesa State*	W 115-95	
3/15 vs Western Mont.^	L 65-79	

* NAIA District VII Tournament
^ NAIA National Tournament

1989-90 / 25-10

Conference none
Coach Bill Westphal

11/17 CSU Los Angeles	Fresno, Calif.	L 78-90
11/18 Mesa State	Fresno, Calif.	W 98-78
11/25 Mid American Nazarene	Phoenix, Ariz.	W 94-74
11/28 College of St. Thomas	Phoenix, Ariz.	L 47-67
12/1 vs Oklahoma City	Emporia, Kan.	W 102-97

12/2 at Emporia State	Emporia, Kan.	L 71-90
12/4 at Drury	Springfield, Mo.	L 64-65
12/8 Occidental	Phoenix, Ariz.	W 84-49
12/9 Fresno Pacific	Phoenix, Ariz.	W 61-59
12/16 at Western N.M.	Silver City, N.M.	L 64-72
12/19 CSU Dominguez Hills	Phoenix, Ariz.	W 107-78
12/22 Westmont	Phoenix, Ariz.	L 81-88
12/28 vs UC Riverside	Chico, Calif.	W 71-64
12/29 vs Sonoma State	Chico, Calif.	W 92-75
12/30 at Chico State	Chico, Calif.	W 95-93
1/3 at Cal Poly Pomona	Pomona, Calif.	W 83-74
1/6 East Stroudsburg St.	Honolulu, Hawaii	W 82-76
1/7 at Chaminade	Honolulu, Hawaii	W 76-58
1/13 Concordia (Neb.)	Phoenix, Ariz.	W 73-68
1/16 at Christian Heritage	El Cajon, Calif.	L 89-91
1/18 at The Master's	Santa Clarita, Calif.	W 76-75
1/26 Biola	Phoenix, Ariz.	W 65-60
1/27 California Baptist	Phoenix, Ariz.	W 93-61
1/30 Oral Roberts	Phoenix, Ariz.	L 93-97
2/3 at Point Loma	San Diego, Calif.	W 60-52
2/10 at Biola	La Mirada, Calif.	W 69-67
2/16 Christian Heritage	Phoenix, Ariz.	L 87-89
2/17 Langston	Phoenix, Ariz.	W 107-73
2/20 Rockhurst College	Phoenix, Ariz.	W 89-73
2/23 The Master's	Phoenix, Ariz.	W 108-71
3/3 vs Regis*	W 74-72	
3/4 vs Mesa State*	W 121-95	
3/5 vs Colorado Mines*	W 99-76	
3/14 vs Briar Cliff^	W 73-66	
3/15 vs USC-Spartanburg^	L 69-75	

* NAIA District VII Tournament
^ NAIA National Tournament

1990-91 / 19-11

Conference none
Coach Leighton McCrary

11/17 CSU Dominguez Hills	Phoenix, Ariz.	W 79-73
11/23 vs Southern California	Orange, Calif.	W 69-63
11/24 at Chapman	Orange, Calif.	L 69-77
11/27 St Thomas	Phoenix, Ariz.	W 76-70
12/1 Point Loma Nazarene	Phoenix, Ariz.	W 75-70
12/7 at West Texas State	Canyon, Texas	L 73-93
12/8 at Eastern N.M.	Portales, N.M.	W 60-59
12/15 at Westmont	Santa Barbara, Calif.	L 61-67
12/17 at CSU Dominguez Hills	Carson, Calif.	L 83-85
12/28 CSU Los Angeles	Phoenix, Ariz.	W 83-79
12/29 Biola	Phoenix, Ariz.	W 82-66
1/3 vs Pacific Lutheran	San Diego, Calif.	W 78-64
1/4 at Point Loma Nazarene	San Diego, Calif.	W 81-65
1/5 vs Catabwa College	San Diego, Calif.	W 66-64
1/10 at Oral Roberts	Tulsa, Okla.	L 79-88
1/12 Christian Heritage	Phoenix, Ariz.	W 87-70
1/17 Alaska Fairbanks	Phoenix, Ariz.	W 87-69
1/19 Alaska Anchorage	Phoenix, Ariz.	W 94-86
1/22 at Sacramento St.	Sacramento, Calif.	L 67-70
1/26 at Eastern Mont.	Billings, Mont.	L 60-79
1/31 at Seattle Pacific	Seattle, Wash.	L 55-80
2/2 Chaminade	Phoenix, Ariz.	W 85-84
2/4 Western N.M.	Phoenix, Ariz.	W 69-66
2/9 at Western N.M.	Silver City, N.M.	L 64-76
2/14 at Alaska Anchorage	Anchorage, Alaska	L 56-75
2/16 at Alaska Fairbanks	Fairbanks, Alaska	W 88-76
2/19 Sacramento State	Phoenix, Ariz.	W 76-64
2/23 Seattle Pacific	Phoenix, Ariz.	W 50-44
2/28 Eastern Montana	Phoenix, Ariz.	W 79-61
3/2 Western N.M.*	Phoenix, Ariz.	L 76-79

*NAIA District VII Tournament

1991-92 / 22-6

Conference Pacific West
Coach Leighton McCrary

11/23 Metropolitan State	Phoenix, Ariz.	W 81-74
11/26 at BYU-Hawaii	Laie, Hawaii	L 82-100
11/29 at Hawaii-Hilo	Hilo, Hawaii	W 87-82
11/30 Rider College	Phoenix, Ariz.	W 67-59
12/1 at Chaminade	Honolulu, Hawaii	W 100-76
12/3 at CSU Stanislaus	Turlock, Calif.	W 106-104
12/14 CSU Bakersfield	Phoenix, Ariz.	W 87-70
12/16 at Point Loma Nazarene	San Diego, Calif.	L 74-93
12/20 at Metropolitan St.	Denver, Colo.	L 91-107
12/21 Alaska Fairbanks	Phoenix, Ariz.	W 93-79
12/27 CSU Dominguez Hills	Phoenix, Ariz.	W 75-73
12/28 CSU Los Angeles	Phoenix, Ariz.	W 86-68
1/31 CSU Stanislaus	Phoenix, Ariz.	W 89-78
1/3 Missouri-Rolla	Phoenix, Ariz.	W 92-74
1/4 SIU-Edwardsville	Phoenix, Ariz.	W 95-86
1/16 Seattle Pacific	Phoenix, Ariz.	W 82-77
1/18 Chaminade	Phoenix, Ariz.	W 100-82
1/23 at Alaska Anchorage	Anchorage, Alaska	L 71-102
1/25 at Alaska Fairbanks	Fairbanks, Alaska	L 73-85
1/30 Eastern Montana	Phoenix, Ariz.	W 90-69
2/8 at Nebraska-Kearney	Kearney, Neb.	W 104-100
2/15 at Eastern Mont.	Billings, Mont.	W 96-79
2/20 Alaska Fairbanks	Phoenix, Ariz.	W 107-91
2/22 Alaska Anchorage	Phoenix, Ariz.	W 101-82
2/24 Nebraska-Kearney	Phoenix, Ariz.	W 131-104
2/29 Eastern Montana	Phoenix, Ariz.	W 96-79
3/13 vs UC Riverside^	Bakersfield, Calif.	L 61-74
3/14 vs Chico State^	Bakersfield, Calif.	W 88-87

^ NCAA West Region Tournament

1992-93 / 20-11

Conference Pacific West
Coach Leighton McCrary

11/27 Bridgeport	Phoenix, Ariz.	W 110-98
11/28 Central Oklahoma	Phoenix, Ariz.	W 110-108
12/1 St. Thomas	Phoenix, Ariz.	W 73-71
12/4 Missouri-St. Louis	Phoenix, Ariz.	W 76-58
12/5 at Southern Indiana	Evansville, Ind.	L 74-90
12/8 at Southern Utah	Cedar City, Utah	W 76-74
12/12 at CSU Bakersfield	Bakersfield, Calif.	L 81-88
12/28 Emporia State	Phoenix, Ariz.	L 77-81
12/29 Humboldt State	Phoenix, Ariz.	W 90-70
12/30 Chapman	Phoenix, Ariz.	W 106-83
1/1 Winona State	Phoenix, Ariz.	W 124-98
1/2 UC Riverside	Phoenix, Ariz.	W 105-65
1/4 at Seattle Pacific*	Seattle, Wash.	L 75-77
1/16 at Hawaii-Hilo*	Hilo, Hawaii	W 74-73
1/18 at Chaminade*	Honolulu, Hawaii	L 94-102
1/21 Alaska Anchorage*	Phoenix, Ariz.	L 74-76
1/23 Alaska Fairbanks*	Phoenix, Ariz.	W 110-73
1/26 Pacific Christian	Phoenix, Ariz.	W 132-89
1/30 at Eastern Mont.*	Billings, Mont.	W 83-77
2/6 at West Texas St.	Canyon, Texas	L 70-79
2/11 Seattle Pacific*	Phoenix, Ariz.	W 107-102
2/13 Hawaii-Hilo*	Phoenix, Ariz.	L 82-84
2/15 Chaminade*	Phoenix, Ariz.	L 79-80
2/18 at Alaska Fairbanks*	Fairbanks, Alaska	W 101-97
2/20 at Alaska Anchorage*	Anchorage, Alaska	L 74-76
2/23 West Texas State	Phoenix, Ariz.	W 94-84
2/27 Eastern Montana*	Phoenix, Ariz.	W 94-61
3/5 vs Seattle Pacific^	Anchorage, Alaska	W 80-73
3/6 vs Alaska Anchorage^	Anchorage, Alaska	L 78-86
3/12 at CSU Bakersfield&	Bakersfield, Calif.	L 68-98
3/13 vs CSU Chico&	Bakersfield, Calif.	W 103-98

* PacWest game

^ PacWest Tournament
& NCAA West Region Tournament

1993-94 / 14-15

Conference Pacific West
Coach Leighton McCrary

11/26 CSU San Bernardino	Phoenix, Ariz.	L 58-81
11/27 Southern Colorado	Phoenix, Ariz.	W 93-73
11/30 BYU-Hawaii	Phoenix, Ariz.	L 77-81
12/3 Western State	Pueblo, Colo.	W 104-100
12/4 at Southern Colo.	Pueblo, Colo.	L 86-95
12/16 Minnesota Duluth	Phoenix, Ariz.	W 79-72
12/21 at CSU Dominguez Hills	Carson, Calif.	L 56-74
12/22 at CSU San Bernardino	San Bernardino, Calif.	L 78-80
12/27 South Dakota	Phoenix, Ariz.	W 98-92
12/30 Drury	Phoenix, Ariz.	W 85-81
12/31 Western State	Phoenix, Ariz.	W 108-73
1/6 Chaminade*	Phoenix, Ariz.	W 115-73
1/8 Hawaii-Hilo*	Phoenix, Ariz.	W 92-86
1/14 at Alaska Anchorage*	Anchorage, Alaska	L 75-100
1/15 at Alaska Fairbanks*	Fairbanks, Alaska	L 87-102
1/18 Western N.M.	Phoenix, Ariz.	L 68-92
1/22 at Eastern Mont.*	Billings, Mont.	L 90-100
1/29 at Seattle Pacific*	Seattle, Wash.	L 55-76
2/4 at Chaminade*	Honolulu, Hawaii	L 89-101
2/5 at Hawaii-Hilo*	Hilo, Hawaii	L 73-82
2/10 Alaska Fairbanks*	Phoenix, Ariz.	W 98-89
2/12 Alaska Anchorage*	Phoenix, Ariz.	W 90-78
2/15 at CSU Northridge	Northridge, Calif.	L 84-95
2/19 Eastern Montana	Phoenix, Ariz.	W 87-66
2/22 at Western N.M.	Silver City, N.M.	L 69-86
2/26 Seattle Pacific*	Phoenix, Ariz.	W 89-67
3/4 vs Seattle Pacific^	Anchorage, Alaska	W 67-65
3/5 at Alaska Anchorage^	Anchorage, Alaska	W 72-67
3/8 vs San Francisco St.&	Riverside, Calif.	L 79-84

* PacWest game ^ PacWest Tournament
& NCAA West Region Tournament

1994-95 / 17-11

Conference California Collegiate
Coach Leighton McCrary

11/18 Missouri-St. Louis	Phoenix, Ariz.	W 74-69
11/19 Jacksonville State	Phoenix, Ariz.	L 72-102
11/24 vs Southern Colo.	Billings, Mont.	L 78-88
11/25 at MSU Billings	Billings, Mont.	L 84-108
11/26 vs Colorado Christian	Billings, Mont.	L 78-89
12/2 at Jacksonville State	Jacksonville, Fla.	L 79-85
12/3 vs West Georgia	Jacksonville, Fla.	W 79-75
12/10 La Verne	Phoenix, Ariz.	W 93-75
12/14 at Southern Colo.	Pueblo, Colo.	W 75-72
12/16 at Metro State	Denver, Colo.	W 87-71
12/17 vs Missouri Western St.	Denver, Colo.	L 84-118
1/7 Pacific Christian	Phoenix, Ariz.	W 108-92
1/13 at CSU Los Angeles*	Los Angeles, Calif.	W 72-71
1/14 at CSU Bakersfield*	Bakersfield, Calif.	L 59-68
1/19 Cal Poly Pomona*	Phoenix, Ariz.	W 84-66
1/21 CSU Dominguez Hills*	Phoenix, Ariz.	W 86-74
1/26 CSU San Bernardino*	Phoenix, Ariz.	L 81-89
1/28 UC Riverside*	Phoenix, Ariz.	W 90-86
1/30 at CSU Northridge	Northridge, Calif.	W 88-82
2/4 CSU Bakersfield*	Phoenix, Ariz.	W 83-75
2/10 at Cal Poly Pomona*	Phoenix, Ariz.	W 80-71
2/11 at CSU Dominguez Hills*	Carson, Calif.	L 83-85
2/17 at CSU San Bernardino*	San Bernardino, Calif.	L 90-108
2/18 at UC Riverside*	Riverside, Calif.	L 69-76
2/25 CSU Los Angeles*	Phoenix, Ariz.	W 77-75
3/3 vs CSU Bakersfield^	Riverside, Calif.	W 86-78
3/4 at UC Riverside^	Riverside, Calif.	W 72-62
3/7 vs UC Davis&	Riverside, Calif.	L 88-92

* CCAA game ^ CCAA Tournament
& NCAA West Region

1995-96 / 23-6

Conference California Collegiate
Coach Leighton McCrary

11/17 Tarleton State	Phoenix, Ariz.	W 89-71
11/18 North Dakota	Phoenix, Ariz.	W 85-71
11/20 Colorado Christian	Phoenix, Ariz.	W 106-68
11/24 Central Arkansas	Phoenix, Ariz.	W 95-87
11/25 Concordia	Phoenix, Ariz.	W 76-69
12/9 Black Hills State	Phoenix, Ariz.	W 69-67
12/15 CSU Stanislaus	Phoenix, Ariz.	W 87-68
12/16 Clarke	Phoenix, Ariz.	W 106-59
12/20 at Central Okla.	Edmond, Okla.	W 102-72
12/21 vs Washburn	Edmond, Okla.	L 79-80
12/28 Southwestern	Phoenix, Ariz.	W 104-73
1/6 The Master's	Phoenix, Ariz.	W 78-69
1/9 at CSU Northridge	Northridge, Calif.	W 78-67
1/11 Pacific Christian	Phoenix, Ariz.	W 106-54
1/13 IUPUI	Phoenix, Ariz.	W 92-83
1/18 CSU Los Angeles*	Phoenix, Ariz.	W 77-55
1/20 CSU Bakersfield*	Phoenix, Ariz.	W 68-66
1/25 at Cal Poly Pomona*	Pomona, Calif.	W 78-76
1/27 at CSU Dominguez Hills*	Carson, Calif.	W 84-74
2/1 at CSU San Bernardino*	San Bernardino, Calif.	W 93-88
2/3 at UC Riverside*	Riverside, Calif.	L 69-77
2/10 at CSU Bakersfield*	Bakersfield, Calif.	W 59-57
2/15 Cal Poly Pomona*	Phoenix, Ariz.	L 73-85
2/17 CSU Dominguez Hills*	Phoenix, Ariz.	L 80-86
2/22 CSU San Bernardino*	Phoenix, Ariz.	L 97-99
2/24 UC Riverside*	Phoenix, Ariz.	W 86-78
3/2 at CSU Los Angeles*	Los Angeles, Calif.	W 79-71
3/7 vs Alaska Anchorage^	Bakersfield, Calif.	W 105-96
3/8 at CSU Bakersfield^	Bakersfield, Calif.	L 65-71

* CCAA game ^ NCAA West Regional

1996-97 / 23-6

Conference California Collegiate
Coach Leighton McCrary

11/19 Ariz. College of Bible	Phoenix, Ariz.	W 144-46
11/22 Western State	Phoenix, Ariz.	W 84-62
11/23 Southern Colorado	Phoenix, Ariz.	W 76-67
11/29 Fort Lewis	Phoenix, Ariz.	W 101-71
11/30 Southern Colorado	Phoenix, Ariz.	L 77-94
12/3 St. Thomas	Phoenix, Ariz.	W 81-55
12/7 Albertsons College	Phoenix, Ariz.	W 79-54
12/21 vs Moorhead State	Grand Forks, N.D.	W 84-49
12/22 North Dakota	Grand Forks, N.D.	L 71-78
12/27 Emporia State	Phoenix, Ariz.	W 75-59
12/28 UC Davis	Phoenix, Ariz.	W 79-67
12/31 Anderson	Phoenix, Ariz.	W 84-54
1/4 St. Ambrose	Phoenix, Ariz.	W 75-59
1/10 Christian Heritage	Phoenix, Ariz.	W 63-47
1/16 CSU San Bernardino*	Phoenix, Ariz.	W 80-67
1/18 UC Riverside*	Phoenix, Ariz.	W 78-67
1/23 at CSU Los Angeles*	Los Angeles, Calif.	L 61-63
1/25 at CSU Bakersfield*	Bakersfield, Calif.	L 55-57
1/30 at Cal Poly Pomona*	Pomona, Calif.	W 73-72
2/1 at CSU Dominguez Hills*	Carson, Calif.	W 63-56
2/8 at UC Riverside*	Riverside, Calif.	W 64-60
2/13 CSU Los Angeles*	Phoenix, Ariz.	L 61-63
2/15 CSU Bakersfield*	Phoenix, Ariz.	W 66-56
2/20 Cal Poly Pomona*	Phoenix, Ariz.	L 51-54
2/22 CSU Dominguez Hills*	Phoenix, Ariz.	W 63-55
2/25 The Master's	Phoenix, Ariz.	W 77-71
3/1 at CSU San Bernardino*	San Bernardino, Calif.	W 77-69
3/6 vs UC Davis^	Bakersfield, Calif.	W 78-66
3/7 at CSU Bakersfield^	Bakersfield, Calif.	L 70-80

* CCAA game ^ NCAA West Regional

1997-98 / 17-10

Conference California Collegiate
Coach Leighton McCrary

11/21 Albertsons College	Phoenix, Ariz.	W 75-64
11/22 The Master's	Phoenix, Ariz.	W 61-50
11/28 South Dakota St.	Phoenix, Ariz.	L 56-66
11/29 Nebraska-Omaha	Phoenix, Ariz.	W 88-84
12/5 vs North Dakota	Davis, Calif.	W 76-72
12/6 at UC Davis	Davis, Calif.	L 67-73
12/12 Western Oregon	Phoenix, Ariz.	W 97-74
12/17 Missouri Western St.	Las Vegas, Nev.	L 62-86
12/18 Tarleton State	Las Vegas, Nev.	W 87-85
12/19 IUPUI	Phoenix, Ariz.	W 87-85
12/21 Western N.M.	Phoenix, Ariz.	W 94-58
12/29 Western N.M.	Phoenix, Ariz.	W 100-78
1/3 at Westmont	Santa Barbara, Calif.	W 70-69
1/15 CSU San Bernardino*	Phoenix, Ariz.	W 76-63
1/17 CSU Bakersfield*	Phoenix, Ariz.	L 70-81
1/22 at Cal Poly Pomona*	Pomona, Calif.	W 84-77
1/24 at CSU Dominguez Hills*	Carson, Calif.	L 60-70
1/29 at CSU Los Angeles*	Los Angeles, Calif.	L 78-81
1/31 at UC Riverside*	Riverside, Calif.	L 68-70
2/7 at CSU Bakersfield*	Bakersfield, Calif.	W 69-68
2/12 Cal Poly Pomona*	Phoenix, Ariz.	L 69-78
2/14 CSU Dominguez Hills*	Phoenix, Ariz.	W 71-58
2/19 CSU Los Angeles*	Phoenix, Ariz.	W 67-47
2/21 UC Riverside*	Phoenix, Ariz.	W 69-59
2/28 at CSU San Bernardino*	San Bernardino, Calif.	L 62-79
3/5 vs CSU Los Angeles^	Davis, Calif.	L 53-58

* CCAA game
^ NCAA West Region Tournament

1998-99 / 16-11

Conference California Collegiate
Coach Leighton McCrary

11/20 Christian Heritage	Phoenix, Ariz.	W 83-67
11/21 Regis College	Phoenix, Ariz.	W 71-68
12/4 CSU Dominguez Hills*	Phoenix, Ariz.	W 62-61
12/5 CSU Los Angeles*	Phoenix, Ariz.	L 55-61
12/12 at CSU San Bernardino*	San Bernardino, Calif.	W 68-65
12/13 at UC Riverside*	Riverside, Calif.	L 58-80
12/19 Chico State*	Phoenix, Ariz.	W 76-65
12/21 UC Davis*	Phoenix, Ariz.	L 63-67
12/28 New Hampshire	Phoenix, Ariz.	L 73-78
12/29 Western N.M.	Phoenix, Ariz.	W 81-52
12/31 Alaska Anchorage	Phoenix, Ariz.	W 74-64
1/8 San Francisco St.*	Phoenix, Ariz.	W 68-35
1/9 Sonoma State*	Phoenix, Ariz.	W 82-60
1/15 at CSU Bakersfield*	Bakersfield, Calif.	L 57-85
1/16 at CSU Stanislaus*	Turlock, Calif.	L 76-79
1/20 Cal Poly Pomona*	Phoenix, Ariz.	W 108-60
1/23 at Cal Poly Pomona*	Pomona, Calif.	L 61-74
1/29 at CSU Dominguez Hills*	Carson, Calif.	W 72-66
1/30 at CSU Los Angeles*	Los Angeles, Calif.	L 65-67
2/5 UC Riverside*	Phoenix, Ariz.	L 66-73
2/6 CSU San Bernardino*	Phoenix, Ariz.	L 63-67
2/12 at UC Davis*	Davis, Calif.	L 49-71
2/13 at Chico State*	Chico, Calif.	W 62-54
2/19 at San Francisco St.*	San Francisco, Calif.	W 84-70
2/20 at Sonoma State*	Rohnert Park, Calif.	W 69-54
2/26 CSU Bakersfield*	Phoenix, Ariz.	W 77-68
2/27 CSU Stanislaus*	Phoenix, Ariz.	W 87-80

* CCAA game

1999-00 / 15-14

Conference California Collegiate
Coach Leighton McCrary

11/19 at Alaska Anchorage	Anchorage, Alaska	L 61-90
11/20 at Alaska Anchorage	Anchorage, Alaska	L 49-64
11/26 St. Xavier	Phoenix, Ariz.	L 68-75
11/27 St. Martin's	Phoenix, Ariz.	W 83-68
12/3 at CSU Los Angeles*	Los Angeles, Calif.	L 74-75
12/4 at CSU Dominguez Hills*	Carson, Calif.	L 65-74
12/11 CSU San Bernardino*	Phoenix, Ariz.	L 61-62
12/13 UC Riverside*	Phoenix, Ariz.	W 66-60
12/18 at Chico State*	Chico, Calif.	W 89-81
12/19 at UC Davis*	Davis, Calif.	W 58-51
12/29 Briar Cliff	Phoenix, Ariz.	W 66-61
12/30 Husson	Phoenix, Ariz.	W 65-61
1/21 Assumption	Phoenix, Ariz.	W 64-54
1/27 at Sonoma State*	Rohnert Park, Calif.	W 69-54
1/8 at San Francisco St.*	San Francisco, Calif.	W 77-57
1/14 CSU Stanislaus*	Phoenix, Ariz.	W 75-65
1/15 CSU Bakersfield*	Phoenix, Ariz.	W 70-62
1/19 at Cal Poly Pomona*	Pomona, Calif.	L 76-87
1/22 Cal Poly Pomona*	Phoenix, Ariz.	W 73-71
1/28 CSU Dominguez Hills*	Phoenix, Ariz.	W 71-55
1/29 CSU Los Angeles*	Phoenix, Ariz.	L 71-73
2/4 at UC Riverside*	Riverside, Calif.	L 67-68
2/5 at CSU San Bernardino*	San Bernardino, Calif.	L 69-88
2/11 UC Davis*	Phoenix, Ariz.	L 69-76
2/12 Chico State*	Phoenix, Ariz.	W 80-77
2/18 San Francisco St.*	Phoenix, Ariz.	W 74-65
2/19 Sonoma State*	Phoenix, Ariz.	L 64-77
2/25 at CSU Bakersfield*	Bakersfield, Calif.	L 54-81
2/26 at CSU Stanislaus*	Turlock, Calif.	L 85-98

* CCAA game

2000-01 / 9-17

Conference California Collegiate
Coach Leighton McCrary

11/17 Fresno Pacific	Phoenix, Ariz.	L 74-78
11/18 St. Xavier	Phoenix, Ariz.	L 74-91
12/8 at Chico St.*	Chico, Calif.	L 65-73
12/9 at UC Davis*	Davis, Calif.	L 53-77
12/15 Sonoma State*	Phoenix, Ariz.	W 70-66
12/16 San Francisco St.*	Phoenix, Ariz.	W 80-71
12/29 Transylvania	Phoenix, Ariz.	L 79-83
12/30 Findlay	Phoenix, Ariz.	L 77-84
1/5 at CSU Stanislaus*	Turlock, Calif.	L 67-80
1/6 at CSU Bakersfield*	Bakersfield, Calif.	L 62-67
1/12 at CSU San Bernardino*	San Bernardino, Calif.	L 59-79
1/13 at Cal Poly Pomona*	Pomona, Calif.	L 56-80
1/19 CSU Dominguez Hills*	Phoenix, Ariz.	W 88-50
1/20 CSU Los Angeles*	Phoenix, Ariz.	L 55-70
1/24 UC San Diego*	Phoenix, Ariz.	W 84-75
2/2 at UC San Diego*	La Jolla, Calif.	W 74-66
2/7 UC Davis*	Phoenix, Ariz.	L 78-87
2/3 Chico State*	Phoenix, Ariz.	L 83-84
2/9 at San Francisco St.*	San Francisco, Calif.	W 79-60
2/10 at Sonoma State*	Rohnert Park, Calif.	L 60-67
2/16 CSU Bakersfield*	Phoenix, Ariz.	L 67-75
2/17 CSU Stanislaus*	Phoenix, Ariz.	W 69-67
2/23 at CSU Los Angeles*	Los Angeles, Calif.	L 59-69
2/24 at CSU Dominguez Hills*	Carson, Calif.	W 85-76
3/2 Cal Poly Pomona*	Phoenix, Ariz.	W 68-64
3/3 CSU San Bernardino*	Phoenix, Ariz.	L 55-79

* CCAA game

OUTLOOK

REVIEW

TEAM

THIS IS GCU

HISTORY

HISTORY ► GAME-BY-GAME RESULTS

2001-02 / 10-17

Conference Coach	California Collegiate	Coach
11/23	Fort Lewis	Phoenix, Ariz. W 75-65
11/24	Central Arkansas	Phoenix, Ariz. W 74-72
12/7	Sonoma State*	Phoenix, Ariz. L 84-92
12/8	San Francisco St.*	Phoenix, Ariz. W 85-80
12/14	CSU Stanislaus*	Phoenix, Ariz. L 63-64
12/15	CSU Bakersfield*	Phoenix, Ariz. L 57-81
12/27	Ferris State	Phoenix, Ariz. L 69-71
12/28	Mesa State	Phoenix, Ariz. L 75-82
12/31	Walsh	Phoenix, Ariz. L 78-89
1/4	at CSU Dominguez Hills*	Carson, Calif. W 72-66
1/5	at CSU Los Angeles*	Los Angeles, Calif. L 57-63
1/11	CSU San Bernardino*	Phoenix, Ariz. L 65-68
1/12	Cal Poly Pomona*	Phoenix, Ariz. L 66-93
1/18	at UC Davis*	Davis, Calif. L 70-81
1/19	at Chico State*	Chico, Calif. W 85-77
1/23	at UC San Diego*	La Jolla, Calif. W 78-73
1/26	UC San Diego*	Phoenix, Ariz. L 72-76
2/1	at Sonoma State*	Rohnert Park, Calif. W 76-72
2/2	at San Francisco St.*	San Francisco, Calif. L 73-80
2/8	at CSU Bakersfield*	Bakersfield, Calif. L 65-77
2/9	at CSU Stanislaus*	Turlock, Calif. W 82-81
2/15	CSU Los Angeles*	Phoenix, Ariz. L 74-76
2/16	CSU Dominguez Hills*	Phoenix, Ariz. L 77-85
2/22	at Cal Poly Pomona*	Pomona, Calif. L 69-86
2/23	at CSU San Bernardino*	San Bernardino, Calif. L 73-97
3/1	Chico State*	Phoenix, Ariz. W 108-105
3/2	UC Davis*	Phoenix, Ariz. W 99-93

*CCAA game

2003-04 / 3-24

Conference Coach	California Collegiate	Coach
11/28	Western State	Phoenix, Ariz. W 70-50
11/29	Fort Lewis	Phoenix, Ariz. L 58-59
12/4	UC San Diego*	Phoenix, Ariz. L 78-82
12/11	Northwest Nazarene	Phoenix, Ariz. L 57-60
12/13	at UC San Diego*	La Jolla, Calif. W 62-56
12/28	St. Anselm	Phoenix, Ariz. L 71-83
12/30	Wayne State	Phoenix, Ariz. L 63-79
1/2	at CSU Dominguez Hills*	Carson, Calif. L 58-78
1/3	at CSU Los Angeles*	Los Angeles, Calif. L 43-61
1/9	CSU San Bernardino*	Phoenix, Ariz. L 66-88
1/10	Cal Poly Pomona*	Phoenix, Ariz. L 55-74
1/16	Chico State*	Phoenix, Ariz. L 72-87
1/17	UC Davis*	Phoenix, Ariz. L 48-66
1/23	at CSU Bakersfield*	Bakersfield, Calif. L 59-79
1/24	at CSU Stanislaus*	Turlock, Calif. L 69-76
1/30	San Francisco St.*	Phoenix, Ariz. W 61-59
1/31	Sonoma State*	Phoenix, Ariz. L 52-60
2/6	at Sonoma State*	Rohnert Park, Calif. L 59-68
2/7	at San Francisco St.*	San Francisco, Calif. L 53-72
2/13	CSU Stanislaus*	Phoenix, Ariz. L 51-79
2/14	CSU Bakersfield*	Phoenix, Ariz. L 67-85
2/20	at UC Davis*	Davis, Calif. L 69-85
2/21	at Chico State*	Chico, Calif. L 50-93
2/27	CSU Los Angeles*	Phoenix, Ariz. L 58-71
2/28	CSU Dominguez Hills*	Phoenix, Ariz. L 70-74
3/5	at Cal Poly Pomona*	Pomona, Calif. L 58-77
3/6	at CSU San Bernardino*	San Bernardino, Calif. L 69-90

*CCAA game

2005-06 / 19-8

Conference Coach	NCAA Div. II - Independent	Coach
11/15	UC Colorado Springs	Phoenix, Ariz. W 104-74
11/18	vs Western Oregon	Ellensburg, Wash. L 87-88
11/19	at Central Wash.	Ellensburg, Wash. W 93-88
11/25	UC San Diego	Phoenix, Ariz. W 72-60
11/26	CSU Monterey Bay	Phoenix, Ariz. W 105-96
11/30	at UC Colorado Springs	Colorado Springs, Colo. W 100-68
12/2	vs Adams State	Durango, Colo. W 72-61
12/3	at Fort Lewis	Durango, Colo. W 76-73
12/8	at Western N.M.	Silver City, N.M. W 101-93
12/11	Hawaii Pacific	Phoenix, Ariz. W 87-77
12/13	CSU Bakersfield	Phoenix, Ariz. L 74-77
12/16	Vanguard	Phoenix, Ariz. W 103-92
12/29	CSU San Bernardino	Phoenix, Ariz. W 98-97
1/3	at UC San Diego	La Jolla, Calif. L 91-94
1/8	at Notre Dame de Namur	Belmont, Calif. W 96-83
1/10	at San Francisco St.	San Francisco, Calif. W 75-53
1/16	BYU-Hawaii	Phoenix, Ariz. W 81-68
1/21	Southwestern College	Phoenix, Ariz. W 110-65
1/24	at CSU Bakersfield	Bakersfield, Calif. L 72-76
1/28	Chaminade	Phoenix, Ariz. L 92-103
2/2	Western N.M.	Phoenix, Ariz. W 100-58
2/6	Southwestern College	Phoenix, Ariz. W 114-57
2/16	at BYU-Hawaii	Laie, Hawaii L 110-116
2/18	at Chaminade	Honolulu, Hawaii L 107-114
2/20	at Hawaii Pacific	Kaneohe, Hawaii L 98-104
2/25	Notre Dame de Namur	Phoenix, Ariz. W 110-70
2/28	San Francisco St.	Phoenix, Ariz. W 69-60

2006-07 / 21-8

Conference Coach	DII - Pacific West	Coach
11/15	at Western N.M.	Silver City, N.M. L 75-82
11/20	UC San Diego	Phoenix, Ariz. W 64-62
11/24	vs St. Martin's	Bellingham, Wash. W 80-60
11/25	at Western Wash.	Bellingham, Wash. L 67-77
12/2	Western N.M.	Phoenix, Ariz. W 79-63
12/9	at Dallas Baptist	Dallas, Texas W 78-64
12/16	at CSU San Bernardino	San Bernardino, Calif. L 60-104
12/28	CSU Dominguez Hills	Phoenix, Ariz. L 69-70
1/3	at Hawaii Pacific*	Honolulu, Hawaii W 54-49
1/4	at Hawaii Pacific*	Honolulu, Hawaii W 58-50
1/6	at BYU-Hawaii*	Laie, Hawaii L 73-79
1/11	Southwestern College	Phoenix, Ariz. W 123-60
1/17	Hawaii Hilo*	Phoenix, Ariz. W 73-60
1/18	Hawaii Hilo*	Phoenix, Ariz. L 89-91
1/20	Chaminade*	Phoenix, Ariz. W 86-72
1/26	at Notre Dame de Namur*	Belmont, Calif. W 83-77
1/27	at Notre Dame de Namur*	Belmont, Calif. W 51-49
2/1	Dixie State College	Phoenix, Ariz. L 81-90
2/7	BYU-Hawaii*	Phoenix, Ariz. W 89-79
2/8	BYU-Hawaii*	Phoenix, Ariz. W 78-67
2/10	Hawaii Pacific*	Phoenix, Ariz. W 61-47
2/14	at Chaminade*	Honolulu, Hawaii W 56-54
2/15	at Chaminade*	Honolulu, Hawaii W 71-68
2/17	at Hawaii-Hilo*	Hilo, Hawaii W 72-64
2/24	Dallas Baptist	Phoenix, Ariz. W 98-61
3/2	Notre Dame de Namur*	Phoenix, Ariz. W 82-62
3/3	Notre Dame de Namur*	Phoenix, Ariz. W 80-68
3/9	vs Seattle Pacific^	Arcata, Calif. W 87-65
3/10	at Humboldt St. ^	Arcata, Calif. L 81-95

*PacWest game

^NCAA West Region Tournament

2007-08 / 12-15

Conference Coach	DII - Pacific West	Coach
11/17	at N.M. Highlands	Las Vegas, N.M. W 91-48
11/24	UC San Diego	Phoenix, Ariz. W 72-62
11/28	at Western N.M.	Silver City, N.M. L 52-67
12/8	CSU Dominguez Hills	Phoenix, Ariz. L 59-68
12/15	Haskell College	Phoenix, Ariz. W 105-69
12/22	Western N.M.	Phoenix, Ariz. W 82-67
12/29	Adams State	Phoenix, Ariz. W 84-58
1/2	Hawaii Pacific*	Phoenix, Ariz. W 73-68
1/3	Hawaii Pacific*	Phoenix, Ariz. W 95-92
1/5	BYU-Hawaii*	Phoenix, Ariz. W 90-86
1/11	at Dixie State*	St. George, Utah L 66-77
1/12	at Dixie State*	St. George, Utah L 61-69
1/16	at Chaminade*	Honolulu, Hawaii L 66-70
1/18	at Hawaii-Hilo*	Hilo, Hawaii W 77-72
1/19	at Hawaii-Hilo*	Hilo, Hawaii L 82-88
1/23	Hawaii-Hilo*	Phoenix, Ariz. W 77-72
1/25	Chaminade*	Phoenix, Ariz. L 73-76
1/26	Chaminade*	Phoenix, Ariz. L 63-66
1/29	at UC San Diego	La Jolla, Calif. L 52-62
2/6	Notre Dame de Namur*	Phoenix, Ariz. L 66-77
2/7	Notre Dame de Namur*	Phoenix, Ariz. W 74-67
2/9	Dixie State*	Phoenix, Ariz. L 81-86
2/13	at Hawaii Pacific*	Kaneohe, Hawaii L 78-85
2/15	at BYU-Hawaii*	Laie, Hawaii L 78-104
2/16	at BYU-Hawaii*	Laie, Hawaii L 70-74
2/19	Southwestern College	Phoenix, Ariz. W 105-66
2/23	at Notre Dame de Namur*	Belmont, Calif. L 69-81

*PacWest game

2002-03 / 9-18

Conference Coach	California Collegiate	Coach
11/22	St. Xavier	Phoenix, Ariz. L 69-75
11/23	St. Thomas	Phoenix, Ariz. L 70-79
12/4	at UC San Diego*	La Jolla, Calif. L 69-82
12/7	UC San Diego*	Phoenix, Ariz. W 87-70
12/17	Seattle U	Phoenix, Ariz. W 78-77
12/28	Caldwell College	Phoenix, Ariz. W 65-63
12/30	Concordia	Phoenix, Ariz. L 69-74
1/3	CSU Bakersfield*	Phoenix, Ariz. W 72-70
1/4	CSU Stanislaus*	Phoenix, Ariz. W 70-62
1/10	at CSU Los Angeles*	Los Angeles, Calif. W 66-65
1/11	at CSU Dominguez Hills*	Carson, Calif. L 71-73
1/17	Cal Poly Pomona*	Phoenix, Ariz. L 56-86
1/18	CSU San Bernardino*	Phoenix, Ariz. L 48-74
1/24	UC Davis*	Phoenix, Ariz. L 68-79
1/25	Chico State*	Phoenix, Ariz. W 74-71
1/31	at San Francisco St.*	San Francisco, Calif. L 71-75
2/1	at Sonoma State*	Rohnert Park, Calif. L 80-85
2/7	at CSU Stanislaus*	Turlock, Calif. L 55-63
2/8	at CSU Bakersfield*	Bakersfield, Calif. L 63-76
2/14	CSU Dominguez Hills*	Phoenix, Ariz. W 56-54
2/15	CSU Los Angeles*	Phoenix, Ariz. W 58-54
2/21	at CSU San Bernardino*	San Bernardino, Calif. L 58-86
2/22	at Cal Poly Pomona*	Pomona, Calif. L 56-63
2/28	at Chico State*	Chico, Calif. L 79-94
3/1	at UC Davis*	Davis, Calif. L 64-67
3/7	Sonoma State*	Phoenix, Ariz. L 75-83
3/8	San Francisco St.*	Phoenix, Ariz. L 80-86

*CCAA game

2004-05 / 13-16

Conference Coach	NCAA Div. II - Independent	Coach
11/19	at Alaska Anchorage	Anchorage, Alaska W 70-66
11/20	vs Caldwell College	Anchorage, Alaska W 79-74
11/24	at Chico State	Chico, Calif. L 70-84
11/26	at Simpson	Redding, Calif. W 90-60
11/27	at CSU Stanislaus	Turlock, Calif. L 64-80
11/29	at San Francisco St.	San Francisco, Calif. W 71-51
12/3	at Fresno State	Fresno, Calif. L 53-63
12/4	vs South Florida	Fresno, Calif. L 52-63
12/11	CSU Stanislaus	Phoenix, Ariz. W 70-62
12/14	Central Washington	Phoenix, Ariz. W 79-61
12/15	Central Washington	Phoenix, Ariz. L 80-97
12/18	Cal Poly Pomona	Phoenix, Ariz. L 46-59
12/21	Chico State	Phoenix, Ariz. L 68-73
12/28	Christian Brothers	Phoenix, Ariz. L 64-84
12/30	Southern N.H.	Phoenix, Ariz. L 68-75
1/1	Fort Lewis	Phoenix, Ariz. L 79-81
1/4	at CSU Bakersfield	Bakersfield, Calif. L 75-83
1/12	CSU Monterey Bay	Phoenix, Ariz. L 55-66
1/14	Western N.M.	Phoenix, Ariz. W 75-67
1/18	San Francisco St.	Phoenix, Ariz. W 77-60
1/20	at Southwestern College	Georgetown, Texas W 90-64
1/25	at UC San Diego	La Jolla, Calif. L 64-78
2/1	at Hope International	Fullerton, Calif. W 67-63
2/5	Chaminade	Phoenix, Ariz. L 81-89
2/8	Southwestern College	Phoenix, Ariz. W 101-56
2/15	at Utah Valley St.	Orem, Utah L 49-71
2/23	at Western N.M.	Silver City, N.M. W 77-64
2/26	at Chaminade	Honolulu, Hawaii L 71-78
2/28	at Hawaii Pacific	Kaneohe, Hawaii W 62-54

2008-09 / 13-14

Conference Coach	DII - Pacific West	Coach
11/15	at Western N.M.	Silver City, N.M. L 78-80
11/18	at Azusa Pacific	Azusa, Calif. L 52-93
11/22	CSU Los Angeles	Phoenix, Ariz. W 68-64
11/26	Fort Lewis	Phoenix, Ariz. L 69-86
11/28	Academy of Art	Phoenix, Ariz. W 94-57
11/29	CSU Dominguez Hills	Phoenix, Ariz. L 56-70
12/6	Western N.M.	Phoenix, Ariz. W 69-42
12/20	vs CSU San Bernardino	Las Vegas, Nev. W 76-71
12/21	vs UC San Diego	Las Vegas, Nev. L 60-78
12/30	at Adams State	Alamosa, Colo. W 76-64
1/2	at Notre Dame de Namur*	Belmont, Calif. W 67-56
1/3	at Notre Dame de Namur*	Belmont, Calif. L 68-69
1/9	Chaminade*	Phoenix, Ariz. L 89-92
1/20	Hawaii-Hilo*	Phoenix, Ariz. W 84-81
1/22	Dixie State*	Phoenix, Ariz. L 59-68
1/23	Dixie State*	Phoenix, Ariz. W 78-64
1/28	Portland Bible College	Phoenix, Ariz. W 85-79
1/31	at Hawaii-Hilo*	Hilo, Hawaii W 82-71
2/3	at Hawaii Pacific*	Kaneohe, Hawaii L 65-78
2/5	at BYU-Hawaii*	Laie, Hawaii L 81-101
2/7	at Chaminade*	Honolulu, Hawaii L 65-68
2/11	Hawaii Pacific*	Phoenix, Ariz. W 66-64
2/13	Notre Dame de Namur*	Phoenix, Ariz. W 61-52
2/14	Notre Dame de Namur*	Phoenix, Ariz. W 67-63
2/23	BYU-Hawaii*	Phoenix, Ariz. L 71-86
3/5	at Dixie State*	St. George, Utah L 63-79
3/6	at Dixie State*	St. George, Utah L 60-69

*PacWest game

2009-10 / 16-16

Conference Coach	DII - Pacific West Russ Pennell	
10/30 vs Western Wash.	Anaheim, Calif.	L 70-94
10/31 vs San Francisco St.	Anaheim, Calif.	L 58-60
11/1 vs Kentucky Wesleyan	Anaheim, Calif.	L 49-71
11/17 at CSU Dominguez Hills*	Carson, Calif.	W 67-57
11/20 vs N.M. Highlands	Durango, Colo.	L 74-81
11/21 at Fort Lewis	Durango, Colo.	L 52-92
11/24 California Baptist	Phoenix, Ariz.	W 53-48
11/27 vs St. Martin's	Bellingham, Wash.	L 67-81
11/28 at Western Wash.	Bellingham, Wash.	L 55-70
12/4 St. Martin's	Phoenix, Ariz.	W 67-58
12/5 Western Washington	Phoenix, Ariz.	L 50-67
12/11 at Alaska Fairbanks	Fairbanks, Alaska	W 77-72
12/12 vs Alaska Anchorage	Fairbanks, Alaska	L 38-67
12/19 at Seattle Pacific	Seattle, Wash.	L 57-70
12/22 at CSU Los Angeles	Los Angeles, Calif.	W 47-44
1/2 Seattle Pacific	Phoenix, Ariz.	W 69-68
1/7 Chaminade*	Phoenix, Ariz.	L 62-71
1/9 BYU-Hawaii*	Phoenix, Ariz.	L 64-69
1/14 at Dominican*	San Rafael, Calif.	L 59-68
1/16 at Notre Dame de Namur*	Belmont, Calif.	W 72-55
1/18 at Academy of Art*	San Francisco, Calif.	W 62-48
1/23 Notre Dame de Namur*	Phoenix, Ariz.	W 60-41
1/30 Dixie State*	Phoenix, Ariz.	W 82-80
2/6 at Dixie State*	St. George, Utah	L 68-78
2/14 at Hawaii Pacific*	Kaneohe, Hawaii	L 71-72
2/16 at BYU-Hawaii*	Laie, Hawaii	L 65-99
2/18 at Chaminade	Honolulu, Hawaii	W 78-58
2/20 at Hawaii-Hilo*	Hilo, Hawaii	W 67-61
2/25 Academy of Art*	Phoenix, Ariz.	W 73-49
2/27 Dominican*	Phoenix, Ariz.	W 67-55
3/4 Hawaii Pacific*	Phoenix, Ariz.	W 100-91
3/6 Hawaii-Hilo*	Phoenix, Ariz.	W 70-65

*PacWest game

2010-11 / 14-12

Conference Coach	DII - Pacific West Russ Pennell	
11/12 at Utah	Salt Lake City, Utah	L 66-90
11/19 Minnesota-Duluth	Phoenix, Ariz.	W 72-54
11/20 St. Cloud State	Phoenix, Ariz.	W 71-65
11/26 Washburn	Phoenix, Ariz.	L 81-86
11/27 Seattle Pacific	Phoenix, Ariz.	L 68-79
12/3 vs Central Michigan	Seattle, Wash.	L 52-56
12/4 at Seattle Pacific	Seattle, Wash.	L 52-71
12/17 Simon Fraser	Phoenix, Ariz.	W 74-72
12/18 MSU Billings	Phoenix, Ariz.	W 77-57
12/30 Southwestern College	Phoenix, Ariz.	W 93-66
1/8 at Dixie State*	St. George, Utah	W 71-68
1/18 at Notre Dame de Namur*	Belmont, Calif.	W 83-70
1/20 at Academy of Art*	San Francisco, Calif.	L 58-60
1/22 at Dominican*	San Rafael, Calif.	W 68-60
1/27 Chaminade*	Phoenix, Ariz.	W 66-57
1/29 BYU-Hawaii*	Phoenix, Ariz.	W 69-64
2/5 Dixie State*	Phoenix, Ariz.	L 59-70
2/10 Academy of Art*	Phoenix, Ariz.	W 76-62
2/12 Dominican*	Phoenix, Ariz.	W 77-62
2/17 Hawaii Pacific*	Phoenix, Ariz.	W 74-57
2/19 Hawaii-Hilo*	Phoenix, Ariz.	L 66-69
2/21 Notre Dame de Namur*	Phoenix, Ariz.	W 63-58
2/26 at Hawaii-Hilo*	Hilo, Hawaii	L 69-81
2/28 at Chaminade*	Honolulu, Hawaii	L 75-83
3/2 at BYU-Hawaii*	Laie, Hawaii	L 77-98
3/5 at Hawaii Pacific*	Kaneohe, Hawaii	L 70-74

*PacWest game

2011-12 / 19-8

Conference Coach	DII - Pacific West Russ Pennell	
11/11 at UNLV	Las Vegas, Nev.	L 66-83
11/16 The Master's	Phoenix, Ariz.	W 77-70
11/25 Seattle Pacific	Phoenix, Ariz.	W 67-58
11/26 Fort Lewis	Phoenix, Ariz.	W 81-66
12/3 Notre Dame de Namur*	Phoenix, Ariz.	W 76-66
12/10 Northern N.M.	Phoenix, Ariz.	W 69-49
12/16 St. Martin's	Phoenix, Ariz.	L 69-78
12/17 CSU San Bernardino	Phoenix, Ariz.	W 66-49
12/30 Arizona Christian	Phoenix, Ariz.	W 83-68
1/3 at Dominican*	San Rafael, Calif.	L 62-72
1/5 at Notre Dame de Namur*	Belmont, Calif.	L 65-70
1/11 Dominican*	Phoenix, Ariz.	W 81-54
1/16 at Dixie State*	St. George, Utah	L 56-73
1/19 Hawaii-Hilo*	Phoenix, Ariz.	W 77-64
1/24 Hawaii Pacific*	Phoenix, Ariz.	W 70-57
1/28 at BYU-Hawaii*	Laie, Hawaii	L 75-79
1/30 at Chaminade*	Honolulu, Hawaii	L 66-69
2/1 at Hawaii Pacific*	Kaneohe, Hawaii	W 73-56
2/4 at Hawaii-Hilo*	Hilo, Hawaii	W 84-71
2/11 at California Baptist*	Riverside, Calif.	W 65-55
2/13 Academy of Art*	Phoenix, Ariz.	W 75-59
2/20 BYU-Hawaii*	Phoenix, Ariz.	W 72-59
2/22 Chaminade*	Phoenix, Ariz.	W 77-69
2/25 at Academy of Art*	San Francisco, Calif.	W 82-50
3/1 California Baptist*	Phoenix, Ariz.	W 71-63
3/3 Dixie State*	Phoenix, Ariz.	W 73-72
3/9 at Western Wash.	Bellingham, Wash.	L 73-79

*Pac West game

2012-13 / 23-8

Conference Coach	DII - Pacific West Russ Pennell	
11/9 vs Winona State	Anaheim, Calif.	L 58-63
11/10 vs Northern State	Anaheim, Calif.	W 75-61
11/11 vs SW Minnesota St.	Anaheim, Calif.	L 59-69
11/14 Western N.M.	Phoenix, Ariz.	W 69-58
11/17 at UC San Diego	La Jolla, Calif.	W 65-52
11/23 Northwest Nazarene	Phoenix, Ariz.	W 74-68
11/24 CSU Dominguez Hills	Phoenix, Ariz.	W 78-69
11/26 Arizona Christian	Phoenix, Ariz.	W 78-67
11/28 Vanguard	Phoenix, Ariz.	W 76-60
12/3 Hawaii-Hilo*	Phoenix, Ariz.	W 74-68
12/5 Chaminade*	Phoenix, Ariz.	W 75-64
12/14 MSU Billings	Phoenix, Ariz.	W 71-61
12/17 Fresno Pacific*	Phoenix, Ariz.	W 75-73
12/29 Northern N.M.	Phoenix, Ariz.	W 82-69
1/2 at California Baptist*	Riverside, Calif.	W 77-74
1/5 at Point Loma*	San Diego, Calif.	W 63-51
1/10 at Dixie State*	St. George, Utah	L 66-71
1/12 at Fresno Pacific*	Fresno, Calif.	L 68-83
1/19 Point Loma*	Phoenix, Ariz.	W 55-40
1/21 Azusa Pacific*	Phoenix, Ariz.	W 50-49
1/26 California Baptist*	Phoenix, Ariz.	W 57-54
2/2 Dixie State*	Phoenix, Ariz.	L 64-65
2/9 at Holy Names	Oakland, Calif.	W 81-70
2/11 at Notre Dame de Namur*	Belmont, Calif.	W 81-53
2/14 at Azusa Pacific*	San Francisco, Calif.	W 105-78
2/16 at Dominican*	San Rafael, Calif.	W 62-61
2/23 Hawaii Pacific*	Phoenix, Ariz.	W 78-67
2/26 BYU-Hawaii*	Phoenix, Ariz.	W 75-73
3/2 at Azusa Pacific*	Los Angeles, Calif.	L 71-78
3/8 vs Chaminade^	Los Angeles, Calif.	L 45-58
3/15 vs Seattle Pacific&	Bellingham, Wash.	L 59-85

*PacWest game

^PacWest Conference Tournament
&NCAA West Region Tournament

2013-14 / 15-15

Conference Coach	DII - Western Athletic Dan Majerle (1st)	
11/1 UC San Diego (exh.)		L 63-71
11/8 vs. Loyola Marymount ¹		L 75-78
11/9 at San Diego		L 59-70
11/16 Western New Mexico		W 91-41
11/21 at Utah ²		L 54-79
11/22 vs. Savannah State ²		W 72-71
11/23 vs. Lamar ²		W 78-69
11/29 San Diego Christian		W 91-61
12/3 Vanguard		W 82-73
12/14 at Northern Arizona		L 61-63
12/18 at Tulsa		L 65-66
12/23 at New Mexico		L 68-80
12/29 at Chattanooga ³		L 64-69
12/30 vs. Middle Tennessee ³		L 56-79
1/2 Texas-Pan American*		W 91-85
1/4 New Mexico State*		L 62-84
1/9 at CSU Bakersfield*		W 66-63
1/11 at Utah Valley*		L 68-65
1/23 Idaho*		W 86-73
1/25 Seattle U*		W 71-63
1/30 at Chicago State*		W 76-75
2/1 at Kansas City*		W 72-53
2/6 Utah Valley*		L 68-79
2/8 CSU Bakersfield*		W 79-70
2/20 at Seattle U*		W 74-73
2/22 at Idaho*		L 77-83
2/27 Kansas City*		L 80-85
3/1 Chicago State*		W 84-74
3/6 at New Mexico State*		L 57-81
3/8 at Texas Pan-American*		W 79-78
3/19 Pacific ⁴		L 67-69

*WAC game

¹ neutral site at San Diego, Calif.

² Global Sports Hoops Showcase (Salt Lake City)

³ Dr. Pepper Classic (Chattanooga, Tenn.)

⁴ Collegen Insider.com Tournament
(played in Antelope Gymnasium)

2014-15 / 17-15

Conference Coach	DII - Western Athletic Dan Majerle (2nd)	
11/6 Western New Mexico (exh.)		W 74-47
11/14 at #1 Kentucky		L 45-85
11/17 Montana State		W 61-45
11/20 UT Arlington		L 64-66
11/21 Florida A&M		W 64-49
11/25 Buffalo		L 64-80
11/29 at Central Michigan		L 77-79
12/2 at Illinois-Chicago		W 66-61
12/6 Great Falls		W 80-61
12/9 Idaho State		L 51-67
12/13 at Indiana		L 66-94
12/15 Bethune-Cookman		W 60-50
12/17 Incarnate Word		L 80-82
12/20 St. Edwards		W 81-55
12/23 New Mexico		W 68-65
12/28 Abilene Christian		W 83-81
12/30 Harvard		L 59-72
1/4 UC Riverside		W 71-69
1/10 CSU Bakersfield*		W 73-65
1/15 at Utah Valley*		W 83-74
1/22 at New Mexico State*		L 63-85
1/24 at Texas Pan-American*		L 72-73
1/29 Kansas City*		W 78-57
1/31 Chicago State		L 55-56
2/5 at Seattle U*		W 66-64
2/7 at CSU Bakersfield*		W 78-76
2/14 Utah Valley*		W 83-57
2/19 Texas Pan-American*		W 64-59
2/21 New Mexico State*		L 55-72
2/26 at Chicago State*		L 70-74
2/28 at Kansas City*		L 65-70
3/7 Seattle U*		W 83-70
3/18 Northern Arizona ¹		L 70-75

*WAC game

¹ Collegen Insider.com Tournament

HISTORY » GAME-BY-GAME RESULTS

2015-16 / 27-7

Conference DI - Western Athletic
Coach Dan Majerle (3rd)

11/5	New Mexico Highlands (exh.)	W 84-53
11/13	Portland State	W 82-72
11/17	Black Hills State	W 88-72
11/19	Alcorn State	W 79-46
11/23	Mississippi Valley State	W 94-60
11/30	Hampton	W 63-51
12/3	Central Michigan	W 75-72
12/5	at Louisville	L 63-111
12/8	Southern ¹	W 70-56
12/13	Omaha ¹	L 104-108
12/15	Delaware State	W 88-59
12/18	at San Diego State	W 52-45
12/21	vs. Houston ¹	W 78-69
12/22	vs. Marshall ¹	W 85-81
12/28	at SIU-Edwardsville	W 86-75
1/3	Bethune-Cookman	W 74-53
1/7	UT Rio Grande Valley*	W 83-63
1/9	New Mexico State*	W 79-75
1/16	Utah Valley*	W 99-88
1/21	at Chicago State*	W 90-65
1/23	at Kansas City*	W 85-78
1/28	CSU Bakersfield*	W 70-64
1/30	Seattle U*	L 57-59
2/4	at New Mexico State*	L 50-70
2/6	at UT Rio Grande Valley*	W 64-58
2/9	Benedictine	W 95-71
2/12	at Seattle U*	W 71-60
2/18	Kansas City*	W 78-66
2/20	Chicago State*	W 67-52
2/27	at CSU Bakersfield*	L 62-77
3/1	at #24 Saint Mary's	L 64-73
3/5	at Utah Valley*	W 86-79
3/14	South Carolina State ²	W 78-74
3/17	Jackson State ²	W 64-54
3/23	at Coastal Carolina ²	L 58-60

*WAC game

¹ Global Sports Classic (two campus games, two in Las Vegas)

² CollegeInsider.com Tournament

2016-17 / 22-9

Conference DI - Western Athletic
Coach Dan Majerle (4th)

11/3	Adams State (exh.)	W 88-83
11/12	at #1 Duke ¹	L 61-96
11/15	at Penn State ¹	L 76-85
11/19	vs. Albany ¹	W 82-77
11/20	vs. Marist ¹	W 84-72
11/25	Coppin State	W 70-37
11/28	SIU-Edwardsville	L 64-76
12/3	#14 Louisville	L 70-79
12/7	San Diego State	W 76-72
12/10	Illinois-Chicago	W 73-69
12/14	at #19 Arizona	L 54-64
12/17	Mississippi Valley State	W 72-62
12/20	Alcorn State	W 63-53
12/22	Arkansas-Pine Bluff	W 89-49
12/28	Cal Poly	W 71-64
12/31	at UC Riverside	L 56-76
1/7	Utah Valley*	W 82-72
1/12	at New Mexico State*	L 69-81
1/14	at UT Rio Grande Valley*	W 79-66
1/17	San Diego Christian	W 90-58
1/21	Seattle U*	W 61-59
1/26	at Kansas City*	L 77-83
1/28	at Chicago State*	W 85-77
1/31	Bethesda	W 95-66
2/4	CSU Bakersfield*	L 62-65
2/9	UT Rio Grande Valley*	W 76-57
2/11	New Mexico State*	W 83-71
2/16	at Seattle U*	W 61-58
2/18	at Utah Valley*	W 77-71
2/23	Chicago State*	W 82-59
2/25	Kansas City*	W 84-77
3/4	at CSU Bakersfield*	W 58-52

*WAC game

¹ Naismith Memorial Basketball Hall of Fame Tip-off (two campus games, two in Uncasville, Conn.)

2017-18 / 22-12

Conference DI - Western Athletic
Coach Dan Majerle (5th)

10/22	at Nevada (exh.)	L 72-81
11/2	Saint Francis (IL.) (exh.)	W 89-49
11/10	Florida A&M	W 67-51
11/13	Robert Morris ¹	W 75-61
11/18	Little Rock ¹	W 76-51
11/20	Norfolk State ¹	W 85-60
11/25	San Diego ¹	L 62-72
12/2	UC Riverside	W 68-56
12/5	vs. St. John's ²	L 60-68
12/9	Grambling State	W 87-53
12/11	North Carolina Central	W 64-59
12/13	at Boise State	L 80-85 (2OT)
12/18	Mississippi Valley State	W 71-38
12/21	Longwood	W 86-56
12/23	at Louisville	L 56-74
12/27	vs. Morgan State ³	W 100-74
12/30	at Illinois	L 58-62
1/6	at Seattle U*	W 73-57
1/11	New Mexico State*	L 59-70
1/13	UT Rio Grande Valley*	W 84-71
1/18	at Chicago State*	W 86-58
1/20	at Kansas City*	W 86-69
1/23	William Jessup	W 96-80
1/27	at Utah Valley*	L 56-68
2/1	Kansas City*	W 79-62
2/3	Chicago State*	W 89-55
2/8	at UT Rio Grande Valley*	L 81-83
2/10	at New Mexico State*	L 70-74
2/17	at CSU Bakersfield*	L 58-71
2/22	Seattle U*	W 76-64
2/24	Utah Valley*	W 60-59
3/3	CSU Bakersfield*	W 81-68
3/8	vs. (6) Kansas City ⁴	W 77-74
3/9	vs. (2) Utah Valley ⁴	W 75-60
3/10	vs. (1) New Mexico State ⁴	L 58-72
3/14	Mercer ⁵	L 73-78

*WAC game

¹ Grand Canyon Classic (campus sites)

² BBVA Compass Valley of the Sun Shootout (Talking Stick Resort Arena)

³ neutral site: Orleans Arena, Las Vegas

⁴ WAC Tournament

⁵ College Basketball Invitational

2018-19 / 20-14

Conference DI - Western Athletic
Coach Dan Majerle (6th)

10/30	Montana State-Billings (exh.)	W 97-60
11/6	at South Dakota State	L 74-79
11/10	Delaware State	W 89-47
11/12	Jacksonville	W 76-59
11/16	Arkansas State	W 96-72
11/22	vs. Seton Hall ¹	L 75-82
11/23	vs. Utah ¹	L 66-75
11/25	vs. La Salle ¹	W 82-70
12/1	Boise State	W 69-67
12/9	vs. Nevada ²	L 66-74
12/15	at Texas	L 60-98
12/19	at Northern Iowa	W 73-62
12/22	Mississippi Valley State	W 85-64
12/29	at San Diego	L 58-61
1/3	Utah Valley*	W 71-60
1/5	Seattle U*	W 71-57
1/10	at New Mexico State*	L 64-67
1/12	at UT Rio Grande Valley*	W 69-65
1/17	Chicago State*	W 80-66
1/19	Kansas City*	W 78-50
1/26	at California Baptist*	W 90-73
2/2	at CSU Bakersfield*	W 72-59
2/7	UT Rio Grande Valley*	L 69-72
2/9	New Mexico State*	L 64-67
2/14	at Kansas City*	L 75-87
2/16	at Chicago State*	W 90-59
2/21	California Baptist*	W 91-58
2/27	Eastern New Mexico	W 95-64
3/2	CSU Bakersfield*	W 73-69
3/7	at Utah Valley*	L 70-82
3/9	at Seattle U*	L 76-83
3/14	vs. (6) Seattle U ³	W 84-75
3/15	vs. (2) Utah Valley ³	W 78-74
3/16	vs. (1) New Mexico State ³	L 57-89
3/20	at West Virginia ⁴	L 63-77

*WAC game

¹ Wooden Legacy (Fullerton, Calif.)

² Air Force Reserve Colangelo Classic presented by Citi (Talking Stick Resort Arena)

³ WAC Tournament (Orleans Arena, Las Vegas)

⁴ College Basketball Invitational

2019-20 / 13-17

Conference DI - Western Athletic
Coach Dan Majerle (7th)

10/30	CSU San Bernardino (exh.)	W 87-60
11/5	Davenport	L 73-82
11/8	Illinois	L 71-83
11/13	at San Diego State	L 61-86
11/16	Arkansas-Pine Bluff	W 67-54
11/19	Montana State	W 69-56
11/22	vs. Valparaiso ¹	L 74-78
11/23	vs. Fordham ¹	L 58-70
11/25	vs. Illinois State ¹	W 68-63
11/30	Purdue-Fort Wayne	L 60-71
12/3	Mount St. Mary's	W 75-67 (OT)
12/8	vs. Liberty ²	L 61-70
12/12	Northern Iowa	L 58-82
12/17	at New Mexico	L 71-91
12/21	Eastern Illinois	W 85-63
1/4	at CSU Bakersfield*	L 62-69
1/11	California Baptist*	L 57-61
1/16	at Chicago State*	W 78-64
1/19	at Kansas City*	W 69-66
1/23	Seattle U*	W 80-77
1/25	Utah Valley*	L 69-73
1/30	at UT Rio Grande Valley*	W 87-79
2/1	at New Mexico State*	L 52-72
2/8	at California Baptist*	W 103-98
2/13	Kansas City*	W 71-66 (OT)
2/15	Chicago State*	W 71-47
2/20	at Seattle U*	L 89-95
2/22	at Utah Valley*	L 80-92
2/27	New Mexico State*	L 53-67
2/29	UT Rio Grande Valley*	L 80-88
3/7	CSU Bakersfield*	W 64-61

* WAC game

¹ Paradise Jam (St. Thomas, U.S. Virgin Islands)

² Air Force Reserve Colangelo Classic presented by Citi (Talking Stick Resort Arena)

WAC Tournament canceled due to COVID-19

2020-21 / 17-7

Conference DI - Western Athletic
Coach Bryce Drew (1st)

11/25	Grambling State	W 69-53
11/28	Benedictine Mesa	W 94-63
12/1	Mississippi Valley State	W 88-49
12/11	Nevada	W 87-77
12/13	#23 Arizona State	L 70-71
12/20	vs. San Francisco ¹	L 65-68
12/22	vs. Colorado ¹	L 64-74
1/8	at Tarleton*	W 75-72
1/9	at Tarleton*	W 59-48
1/15	Bethesda	W 121-62
1/16	Bethesda	W 98-47
1/22	at Dixie State*	W 77-74
1/23	at Dixie State*	W 81-46
1/29	New Mexico State*	W 70-62
1/30	New Mexico State*	W 65-53
2/19	California Baptist*	W 71-61
2/20	California Baptist*	L 62-65
2/26	at Seattle U*	L 57-63
2/27	at Seattle U*	W 81-71
3/5	Utah Valley*	L 55-59
3/6	Utah Valley* ²	W 74-64
3/12	vs. (5) Seattle U ³	W 81-47
3/13	vs. (3) New Mexico State ³	W 74-56
3/20	vs. (2) Iowa ⁴	L 74-86

* WAC game

¹ Far West Classic (T-Mobile Arena, Las Vegas, Nev.)

² clinched first WAC regular-season co-championship, No. 1 tournament seed

³ WAC Tournament (Orleans Arena, Las Vegas)

⁴ NCAA Tournament (Farmers Coliseum, Indianapolis, Ind.)

Season shortened due to COVID-19

WAC scheduling format changed due to COVID-19

2021-22 / 23-8

Conference DI - Western Athletic
Coach Bryce Drew (2nd)

10/30	Western New Mexico (exh.)	W 85-59
11/9	Grambling State	W 74-53
11/12	North Florida	W 65-51
11/17	Prairie View A&M	W 91-64
11/22	Wyoming	L 61-68
11/24	Life Pacific (Calif.)	W 82-47
11/27	at Pepperdine	W 59-56
11/29	at Loyola Marymount	W 78-72
12/2	UTSA	W 74-71
12/4	Mississippi Valley State	W 91-44
12/9	at Arizona State	L 62-67
12/11	Ottawa (Ariz.)	W 81-53
12/18	vs. San Francisco ¹	W 49-48
12/21	at Nevada	COVID - CANCELED
12/30	Chicago State*	W 80-63
1/6	at UT Rio Grande Valley*	W 84-70
1/8	at Lamar	W Forf.
1/13	Abilene Christian*	W 95-58
1/15	Tarleton* ²	W 80-59
1/20	at Stephen F. Austin*	L 46-71
1/22	at Sam Houston*	L 56-58
1/29	at New Mexico State*	L 61-71
2/3	Seattle U*	W 78-66
2/5	California Baptist*	W 56-50
2/10	at Utah Valley*	W 79-69
2/12	at Dixie State*	L 60-61
2/16	at California Baptist*	W 65-60
2/19	New Mexico State*	L 66-82
2/23	at Chicago State*	W 85-64
2/26	Sam Houston*	W 67-41
3/3	Utah Valley*	W 68-57
3/5	Dixie State*	W 70-53
3/10	vs. (5) Sam Houston ³	W 71-66
3/11	vs. (1) New Mexico State ³	L 70-75

* WAC game

¹ Colangelo Classic (Footprint Center, Phoenix, Ariz.)

² first ESPN network game at GCU Arena

³ WAC Tournament (Orleans Arena, Las Vegas)

2022-23 / 24-12

Conference DI - Western Athletic
Coach Bryce Drew (3rd)

10/28	Eastern New Mexico (exh.)	W 71-43
11/7	Montana State	W 60-54
11/9	San Diego Christian	W 101-50
11/12	at Nevada	L 59-46
11/18	Grambling State	W 81-48
11/21	vs. Wichita State ¹	L 55-43
11/22	vs. Northern Iowa ¹	W 69-67
11/26	Benedictine Mesa	W 110-53
11/29	Alcorn State	W 80-72
12/3	at Wyoming	W 66-58
12/7	Loyola Marymount	L 69-65
12/10	vs. North Texas ²	L 60-58
12/17	Pepperdine	W 83-73 (OT)
12/20	Idaho State	W 68-66
12/29	California Baptist*	W 73-59
1/5	at Sam Houston*	W 72-68 (OT)
1/7	at Stephen F. Austin*	L 73-68
1/12	UT Arlington*	W 80-48
1/14	at California Baptist*	L 79-74
1/18	Utah Tech*	W 89-85
1/21	Utah Valley*	L 76-74
1/26	at Abilene Christian*	W 75-73
1/28	at Tarleton*	L 81-62
2/4	Stephen F. Austin*	W 86-83
2/8	New Mexico State*	W 78-67
2/11	at Seattle U*	L 63-58
2/15	UT Rio Grande Valley*	L 77-76
2/17	Abilene Christian* ³	W 94-84
2/21	Park (Ariz.)	W 111-38
2/22	at New Mexico State*	CANCELED
2/24	Seattle U*	L 65-54
3/1	at Southern Utah*	W 83-78
3/3	at Utah Tech*	W 71-61
3/7	vs. (12) UT Arlington ⁴	W 82-77
3/9	vs. (4) Seattle U ⁴	W 84-79
3/10	vs. (1) Sam Houston ⁴	W 78-75
3/11	vs. (3) Southern Utah ⁴	W 84-66
3/17	vs. (3) Gonzaga ⁵	L 82-70

* WAC game

¹ Hall of Fame Classic (T-Mobile Center, Kansas City, Mo. | CBS Sports Network)

² Colangelo Classic (Footprint Center, Phoenix, Ariz.)

³ ESPNU

⁴ WAC Tournament (3/7 at Michelob ULTRA Arena, remainder at Orleans Arena, Las Vegas, Nev.)

⁵ NCAA Tournament (Ball Arena, Denver, Colo.)

OUTLOOK

REVIEW

TEAM

THIS IS GCU

HISTORY

HISTORY >> GAME-BY-GAME RESULTS

SCHOOL	OVR	H	A	N	SCHOOL	OVR	H	A	N	SCHOOL	OVR	H	A	N
Abilene Christian	5-0	3-0	1-0	1-0	Coppin State	1-0	1-0	0-0	0-0	Marymount	0-1	0-0	0-0	0-1
Academy of Art	7-1	4-0	3-1	0-0	Dumfries	1-0	0-0	0-0	1-0	Mercer	0-1	0-1	0-0	0-0
Adams State	11-11	6-3	4-8	1-0	Dallas	1-0	0-0	0-0	1-0	Metro State	2-1	1-0	1-1	0-0
Alaska-Anchorage	8-8	5-0	2-6	1-2	Dallas Baptist	2-0	1-0	1-0	0-0	Montana Western	2-1	2-0	0-0	0-1
Alaska-Fairbanks	8-2	5-0	2-2	1-0	Davenport	0-1	0-1	0-0	0-0	MiddleAmerica Nazarene	1-0	1-0	0-0	0-0
Albany	1-0	0-0	0-0	1-0	Delaware State	2-0	2-0	0-0	0-0	Middle Tennessee	0-1	0-0	0-0	0-1
Albuquerque	2-1	1-0	1-0	0-1	Denver	1-0	0-0	0-0	1-0	Midwestern State	1-0	0-0	0-0	1-0
Alcorn State	4-0	3-0	0-0	1-0	Doane College	1-0	1-0	0-0	0-0	Millikin	1-0	1-0	0-0	0-0
Ambassador College	4-0	2-0	2-0	0-0	Dominican (Calif.)	5-2	3-0	2-2	0-0	Minnesota-Duluth	2-0	2-0	0-0	0-0
Anderson (Ind.)	1-0	1-0	0-0	0-0	Drury	3-2	2-0	0-0	0-0	Minnesota State Moorhead	1-0	0-0	0-0	1-0
Arizona	0-5	0-0	0-5	0-0	Duke	0-1	0-0	0-1	0-0	Minot State	1-0	0-0	0-0	1-0
Arizona Christian	11-0	9-0	2-0	0-0	East Central	1-0	0-0	0-0	1-0	Mississippi Valley State	6-0	6-0	0-0	0-0
Arizona State	0-3	0-1	0-2	0-0	East Stroudsburg	1-0	0-0	0-0	1-0	Missouri-St. Louis	2-0	2-0	0-0	0-0
Arkansas-Pine Bluff	2-0	2-0	0-0	0-0	East Texas Baptist	1-0	0-0	0-0	1-0	Missouri S&T	1-0	1-0	0-0	0-0
Arkansas State	1-0	1-0	0-0	0-0	Eastern Arizona	5-23	4-10	1-13	0-0	Missouri State	0-2	0-0	0-0	0-2
Assumption College	1-0	1-0	0-0	0-0	Eastern Illinois	1-0	1-0	0-0	0-0	Missouri Western State	0-2	0-0	0-0	0-2
Auburn-Montgomery	1-0	0-0	0-0	1-0	Eastern Michigan	0-1	0-1	0-0	0-0	Montana State	3-0	3-0	0-0	0-0
Augustana (S.D.)	0-1	0-1	0-0	0-0	Eastern New Mexico	27-12	18-1	8-11	1-0	Montana State Billings	9-3	7-0	2-2	0-1
Azusa Pacific	6-10	6-2	0-6	0-2	Emporia State	2-2	2-1	0-0	0-1	Montana State - Northern	2-0	1-0	1-0	0-0
Benedictine (Mesa)	3-0	3-0	0-0	0-0	Ferris State	0-1	0-1	0-0	0-0	Morgan State	1-0	0-0	0-0	1-0
Bethany College (Kan.)	1-0	0-0	0-0	1-0	Findlay	0-1	0-1	0-0	0-0	Mount St. Mary's	1-0	1-0	0-0	0-0
Bethesda College	3-0	3-0	0-0	0-0	Florida A&M	2-0	2-0	0-0	0-0	Nebraska-Kearney	3-0	1-0	1-0	1-0
Bethune-Cookman	2-0	2-0	0-0	0-0	Florida International	1-0	1-0	0-0	0-0	Nebraska Wesleyan	1-0	1-0	0-0	0-0
Biola	10-8	6-1	4-6	0-1	Fordham	0-1	0-0	0-0	0-1	Nevada	1-2	1-0	0-1	0-1
Black Hills State	2-0	2-0	0-0	0-0	Fort Hays State	3-1	2-0	0-1	1-0	New Hampshire	0-1	0-1	0-0	0-0
Boise State	1-1	1-0	0-1	0-0	Fort Lewis	26-15	14-7	9-7	3-1	New Mexico	1-4	1-0	0-4	0-0
Briar Cliff	2-0	1-0	0-0	1-0	Fresno Pacific	4-2	3-1	0-1	1-0	New Mexico Highlands	25-11	13-1	9-10	3-0
Bridgeport (Conn.)	1-0	1-0	0-0	0-0	Fresno State	0-1	0-0	0-1	0-0	New Mexico Military Institute	1-1	0-0	1-1	0-0
Buffalo	0-1	0-1	0-0	0-0	Gonzaga	0-1	0-0	0-0	0-1	New Mexico State	6-18	5-6	0-9	1-3
BYU-Hawaii	8-12	7-3	1-9	0-0	Grambling State	4-0	4-0	0-0	0-0	Newberry	0-1	0-0	0-0	0-1
California Baptist	64-11	37-5	27-6	0-0	Greenville	2-0	2-0	0-0	0-0	Norfolk State	1-0	1-0	0-0	0-0
Cal Baptist - Covina	10-1	6-0	4-1	0-0	Hampton	1-0	1-0	0-0	0-0	North Carolina Central	1-0	1-0	0-0	0-0
Cal Lutheran	13-7	9-2	3-5	1-0	Harvard	0-1	0-1	0-0	0-0	North Central	1-0	0-0	0-0	1-0
Cal Poly	1-0	1-0	0-0	0-0	Hawai'i-Hilo	16-6	8-3	7-3	1-0	North Dakota	2-1	1-0	0-0	1-1
Cal Poly Pomona	15-18	8-8	7-9	0-1	Hawai'i Pacific	14-5	9-0	5-5	0-0	North Florida	1-0	1-0	0-0	0-0
Caldwell	2-0	1-0	0-0	1-0	Holy Names	1-0	0-0	1-0	0-0	North Park	1-0	1-0	0-0	0-0
CSU Bakersfield	20-24	13-6	6-15	1-3	Hope International	7-0	4-0	3-0	0-0	North Texas	0-1	0-0	0-0	0-1
Chico State	10-7	4-3	3-4	3-0	Houston	1-0	0-0	0-0	1-0	Northern Arizona	16-32	12-9	4-23	0-0
CSU Dominguez Hills	30-23	20-7	9-15	1-1	Humboldt State	1-1	1-0	0-0	0-1	Northern Iowa	2-1	0-1	1-0	1-0
CSU East Bay	1-0	1-0	0-0	0-0	Husson	1-0	1-0	0-0	0-0	Northwest Nazarene	2-2	1-1	0-0	1-1
Cal State LA	14-17	9-7	5-8	0-2	Idaho	1-1	1-0	0-1	0-0	Northwestern College (Iowa)	1-0	0-0	0-0	1-0
Cal State Monterey Bay	1-1	1-1	0-0	0-0	Idaho State	1-1	1-1	0-0	0-0	Northwestern Oklahoma State	0-1	0-0	0-0	0-1
CSUN	3-3	0-0	3-2	0-1	Illinois	0-2	0-1	0-1	0-0	Notre Dame de Namur	16-4	9-1	7-3	0-0
Cal State San Bernardino	8-20	4-10	3-10	1-0	Illinois-Chicago	2-0	1-0	1-0	0-0	Notre Dame of Maryland	1-0	0-0	0-0	1-0
Cameron	0-2	0-1	0-1	0-0	Illinois State	1-0	0-0	0-0	1-0	Occidental	13-0	8-0	4-0	1-0
Catawba	1-0	0-0	0-0	1-0	Illinois Wesleyan	1-0	0-0	0-0	1-0	Oklahoma City	2-0	0-0	0-0	2-0
Central Arkansas	2-0	2-0	0-0	0-0	Imperial Valley College	4-0	2-0	2-0	0-0	Oklahoma Panhandle State	2-1	1-1	0-0	1-0
Central Oklahoma	2-1	1-0	0-0	1-1	Incarinate Word	0-1	0-1	0-0	0-0	Olivet Nazarene (Ill.)	1-0	1-0	0-0	0-0
Central Methodist (Mo.)	1-0	1-0	0-0	0-0	Indiana	0-1	0-0	0-1	0-0	Omaha	1-1	1-1	0-0	0-0
Central Michigan	1-1	1-0	0-1	0-0	Indiana University of Penn.	0-1	0-0	0-0	0-1	Oral Roberts	0-2	0-1	0-1	0-0
Central State	2-0	0-0	0-0	2-0	Iowa	0-1	0-0	0-0	0-1	Ottawa (Ariz.)	1-0	1-0	0-0	0-0
Central Washington	2-2	1-1	1-0	0-1	IUJUI	2-0	2-0	0-0	0-0	Ottawa (Kan.)	1-0	0-0	1-0	0-0
Chaminade	12-16	7-7	4-8	1-1	Jackson State	1-0	1-0	0-0	0-0	Pacific	0-1	0-1	0-0	0-0
Chapman	5-4	4-0	1-3	0-1	Jacksonville	1-0	1-0	0-0	0-0	Pacific Lutheran	1-0	0-0	0-0	1-0
Chicago State	14-2	7-1	7-1	0-0	Jacksonville State	0-2	0-1	0-0	0-1	Palo Verde	10-2	5-1	5-1	0-0
Christian Brothers	0-1	0-1	0-0	0-0	Kansas City	13-4	8-1	4-3	1-0	Park (Ariz.)	1-0	1-0	0-0	0-0
Claremont McKenna	5-1	2-0	2-0	1-1	Kansas State	0-1	0-0	0-1	0-0	Penn State	0-1	0-0	0-1	0-0
Clarion (Pa.)	0-1	0-0	0-0	0-1	Kentucky	0-1	0-0	0-1	0-0	Pepperdine	2-0	1-0	1-0	0-0
Clarke (Iowa)	1-0	1-0	0-0	0-0	Kentucky Wesleyan	0-1	0-0	0-0	0-1	Phoenix College	4-7	2-4	2-3	0-0
Coastal Carolina	0-1	0-0	0-1	0-0	La Verne	24-6	15-2	9-4	0-0	Point Loma	25-14	11-4	13-10	1-0
College of Artesia	3-1	2-0	0-1	1-0	Lamar	1-0	0-0	0-0	1-0	Pomona-Pitzer	4-1	1-0	1-1	2-0
College of Idaho	4-0	3-0	0-0	1-0	Langston	2-1	2-0	0-0	0-1	Portland Bible College	1-0	1-0	0-0	0-0
College of Santa Fe	27-9	16-2	10-7	1-0	Lewis & Clark	1-0	0-0	0-0	1-0	Portland State	1-0	1-0	0-0	0-0
Colorado	0-1	0-0	0-0	0-1	Liberty	0-1	0-0	0-0	0-1	Prairie View A&M	1-0	1-0	0-0	0-0
Colorado Christian	3-1	3-0	0-0	0-1	Life Pacific (Calif.)	1-0	1-0	0-0	0-0	Providence (Mont.)	1-0	1-0	0-0	0-0
Colorado-Colorado Springs	2-0	1-0	1-0	0-0	Little Rock	1-0	1-0	0-0	0-0	Puget Sound	1-1	1-0	0-1	0-0
Colorado Mesa	14-4	5-1	4-3	5-0	Longwood	1-0	1-0	0-0	0-0	Purdue Fort Wayne	0-1	0-1	0-0	0-0
Colorado School of Mines	8-0	3-0	0-0	5-0	Louisville	0-3	0-1	0-2	0-0	Regis College	1-0	0-0	0-0	1-0
Colorado State-Pueblo	8-5	4-0	2-2	2-3	Loyola Marymount	1-2	0-1	1-0	0-1	Regis University	2-1	1-0	0-0	1-1
Concordia (Calif.)	2-1	1-1	0-0	1-0	Lubbock Christian	4-1	2-0	2-1	0-0	Rider	1-0	1-0	0-0	0-0
Concordia (Neb.)	2-0	2-0	0-0	0-0	Marist	1-0	1-0	0-0	0-0	Robert Morris	1-0	1-0	0-0	0-0
Concordia (Tex.)	1-0	0-0	0-0	1-0	Marshall	1-0	0-0	0-0	1-0	Rockhurst	1-0	1-0	0-0	0-0

SCHOOL	OVR	H	A	N
Sacramento State	1-1	1-0	0-1	0-0
Saint Ambrose (Iowa)	1-0	1-0	0-0	0-0
Saint Anselm	0-1	0-1	0-0	0-0
Saint Joseph's	4-9	3-4	1-5	0-0
Saint Martin's	3-2	2-1	0-0	1-1
Saint Mary's	0-1	0-0	0-1	0-0
Saint Michael's	4-11	4-3	0-8	0-0
Saint Xavier (Ill.)	1-3	1-3	0-0	0-0
Sam Houston	4-1	1-0	1-1	2-0
San Diego	11-11	6-3	5-8	0-0
San Diego Christian	11-2	8-1	3-1	0-0
San Diego State	3-1	1-0	2-1	0-0
San Francisco	1-2	0-0	0-1	1-1
San Francisco State	13-6	7-1	6-3	0-2
Savannah State	1-0	0-0	0-0	1-0
Seattle Pacific	12-7	7-1	1-5	4-1
Seattle U	17-6	8-2	6-4	3-0
Simon Fraser (B.C.)	1-0	1-0	0-0	0-0
Simpson	1-0	0-0	1-0	0-0
Sonoma State	7-7	3-4	3-3	1-0
South Carolina State	1-0	1-0	0-0	0-0
South Dakota	1-0	1-0	0-0	0-0
South Dakota State	0-2	0-1	0-1	0-0
South Florida	0-1	0-0	0-0	0-1
Southern Illinois-Edwardsville	2-1	1-1	1-0	0-0
Southern Indiana	0-1	0-0	0-1	0-0
Southern Nazarene	3-0	1-0	1-0	1-0
Southern New Hampshire	0-1	0-1	0-0	0-0
Southern	1-0	1-0	0-0	0-0
Southern Utah	39-15	21-2	11-11	7-2
Southwest Minnesota State	0-1	0-0	0-0	0-1
Southwestern Coll. (Kan.)	1-0	1-0	0-0	0-0
St. Cloud State	1-0	1-0	0-0	0-0
St. Edward's	1-0	1-0	0-0	0-0
St. John's	0-1	0-0	0-0	0-1
St. Mary's (Texas)	1-0	0-0	0-0	1-0
St. Thomas	13-3	13-3	0-0	0-0
Stanislaus State	11-8	9-2	2-6	0-0
Stephen F. Austin	1-2	1-0	0-2	0-0
Sul Ross State	2-0	0-0	1-0	1-0
Tabor Coll. (Kan.)	1-0	0-0	0-0	1-0
Tarleton	5-1	2-0	2-1	1-0
Tennessee-Chattanooga	0-1	0-0	0-1	0-0
Texas	0-1	0-0	0-1	0-0
Texas College	1-0	0-0	0-0	1-0
Texas Lutheran	1-0	0-0	0-0	1-0
Texas Wesleyan	1-1	1-0	0-1	0-0
Tulsa	0-1	0-0	0-1	0-0
The Master's College	21-0	14-0	6-0	1-0
Transylvania	0-1	0-1	0-0	0-0
UC Davis	4-12	2-5	1-5	1-2
UC Irvine	2-0	1-0	1-0	0-0
UC Riverside	22-13	13-2	8-9	1-2
UC San Diego	10-7	5-2	5-4	0-1
UC Santa Cruz	1-0	0-0	0-0	1-0
US International	4-0	2-0	2-0	0-0
Utah	0-3	0-0	0-2	0-1
Utah Tech	9-13	5-5	4-8	0-0
Utah Valley	13-9	7-4	4-5	2-0
UNLV	3-3	3-0	0-3	0-0
UT Arlington	2-1	1-1	0-0	1-0
UT Rio Grande Valley	11-5	5-3	6-2	0-0
UTSA	1-0	1-0	0-0	0-0
Valparaiso	0-1	0-0	0-0	0-1
Vanguard	17-2	8-1	4-1	5-0
Virginia State	1-0	0-0	0-0	1-0
West Georgia	1-0	0-0	0-0	1-0
Wisconsin-Oshkosh	1-0	1-0	0-0	0-0
Wisconsin-Parkside	1-0	0-0	0-0	1-0
Wisconsin-Stevens Point	1-0	1-0	0-0	0-0
Walsh (Ohio)	0-1	0-1	0-0	0-0
Washburn	0-2	0-1	0-0	0-1

SCHOOL	OVR	H	A	N
Wayland Baptist (TX)	2-4	2-0	0-4	0-0
Wayne State	0-1	0-1	0-0	0-0
Waynesburg	1-0	0-0	0-0	1-0
Weber State	0-1	0-0	0-1	0-0
West Coast Baptist	1-0	0-0	1-0	0-0
West Texas A&M	1-2	1-0	0-2	0-0
Western New Mexico	41-37	28-11	11-22	2-4
Western Oregon	1-1	1-0	0-0	0-1
Western State Colorado	14-5	10-1	3-4	1-0
Western Washington	0-6	0-1	0-4	0-1
Westminster College (Utah)	3-0	1-0	0-0	2-0
Westmont	7-8	2-5	4-3	1-0
Wheaton Academy	1-0	1-0	0-0	0-0
Whittier	1-0	1-0	0-0	0-0
Wichita State	0-1	0-0	0-0	0-1
William Jessup	1-0	1-0	0-0	0-0
William Jewell (Mo.)	1-1	1-1	0-0	0-0
Willamette	1-0	0-0	0-0	1-0
Winona State	1-2	1-0	0-0	0-2
Wyoming	1-1	0-1	1-0	0-0

OUTLOOK

REVIEW

TEAM

THIS IS GCU

HISTORY

HISTORY » SERIES BY OPPONENT

NOTE: Full series included against current Division I programs. For results against non-Division I programs, visit GCUlopes.com/MBBHistory.

ABILENE CHRISTIAN WILDCATS

OVERALL	5-0	HOME	3-0	AWAY	1-0	NEUTRAL	1-0
12/28/1984	vs Abilene Christian	W 80-64	Grand Junction, Colo.				
12/28/2014	vs Abilene Christian	W 83-81	Phoenix, Ariz.				
1/13/2022	vs Abilene Christian	W 95-68	Phoenix, Ariz.				
*1/26/2023	at Abilene Christian	W 75-73	Abilene, Texas				
*2/17/2023	vs Abilene Christian	W 94-84	Phoenix, Ariz.				

ALBANY GREAT DANES

OVERALL	1-0	HOME	---	AWAY	---	NEUTRAL	1-0
11/19/2016	vs Albany	W 82-77	Uncasville, Conn.				

ALCORN STATE BRAVES

OVERALL	4-0	HOME	3-0	AWAY	---	NEUTRAL	1-0
03/14/1975	vs Alcorn State	W 88-68					
11/19/2015	vs Alcorn State	W 79-46	Phoenix, Ariz.				
12/20/2016	vs Alcorn State	W 63-53	Phoenix, Ariz.				
11/29/2022	vs Alcorn State	W 80-72	Phoenix, Ariz.				

ARIZONA WILDCATS

OVERALL	0-5	HOME	---	AWAY	0-5	NEUTRAL	---
01/06/1978	at Arizona	L 66-78	Tucson, Ariz.				
12/13/1978	at Arizona	L 78-90	Tucson, Ariz.				
12/08/1979	at Arizona	L 60-69	Tucson, Ariz.				
12/30/1980	at Arizona	L 60-74	Tucson, Ariz.				
12/14/2016	at Arizona	L 54-64	Tucson, Ariz.				

ARIZONA STATE SUN DEVILS

OVERALL	0-3	HOME	0-1	AWAY	0-2	NEUTRAL	---
01/22/1980	at Arizona State	L 68-80	Tempe, Ariz.				
11/05/2011	vs Arizona State (exh.)	L 69-89	Phoenix, Ariz.				
12/13/2020	vs Arizona State	L 70-71	Phoenix, Ariz.				
12/9/2021	at Arizona State	L 62-67	Tempe, Ariz.				

ARKANSAS STATE RED WOLVES

OVERALL	1-0	HOME	1-0	AWAY	---	NEUTRAL	---
11/16/2018	vs Arkansas State	W 96-72	Phoenix, Ariz.				



The Lopes and Sun Devils open GCU Arena in 2011

ARKANSAS-PINE BLUFF GOLDEN LIONS

OVERALL	2-0	HOME	2-0	AWAY	---	NEUTRAL	---
12/22/2016	vs Arkansas-Pine Bluff	W 89-49	Phoenix, Ariz.				
11/16/2019	vs Arkansas-Pine Bluff	W 67-54	Phoenix, Ariz.				

BETHUNE-COOKMAN WILDCATS

OVERALL	2-0	HOME	2-0	AWAY	---	NEUTRAL	---
12/15/2014	vs Bethune-Cookman	W 60-50	Phoenix, Ariz.				
01/03/2016	vs Bethune-Cookman	W 74-53	Phoenix, Ariz.				

BOISE STATE BRONCOS

OVERALL	1-1	HOME	1-0	AWAY	0-1	NEUTRAL	---
12/13/2017	at Boise State	L 80-85	Boise, Idaho				
12/01/2018	vs Boise State	W 69-67	Phoenix, Ariz.				

BUFFALO BULLS

OVERALL	0-1	HOME	0-1	AWAY	---	NEUTRAL	---
11/25/2014	vs Buffalo	L 64-80	Phoenix, Ariz.				



GCU hosts Bobby Hurley's Buffalo team in 2014

CAL POLY MUSTANGS

OVERALL	1-0	HOME	1-0	AWAY	---	NEUTRAL	---
12/28/2016	vs Cal Poly	W 71-64	Phoenix, Ariz.				

CALIFORNIA BAPTIST LANCERS

OVERALL	64-11	HOME	37-5	AWAY	27-6	NEUTRAL	---
02/08/1956	at Cal Baptist	W 93-76	Riverside, Calif.				
02/02/1957	at Cal Baptist	W 86-68	Riverside, Calif.				
02/09/1957	vs Cal Baptist	W 73-46	Phoenix, Ariz.				
02/08/1958	at Cal Baptist	W 87-45	Riverside, Calif.				
02/22/1958	vs Cal Baptist	W 93-69	Phoenix, Ariz.				
01/23/1959	vs Cal Baptist	W 99-56	Phoenix, Ariz.				
02/07/1959	at Cal Baptist	W 82-48	Riverside, Calif.				
12/05/1959	at Cal Baptist	W 87-64	Riverside, Calif.				
01/22/1960	vs Cal Baptist	W 85-58	Phoenix, Ariz.				
12/02/1960	at Cal Baptist	W 98-72	Riverside, Calif.				
01/24/1961	vs Cal Baptist	W 93-77	Phoenix, Ariz.				
11/29/1961	at Cal Baptist	W 101-65	Riverside, Calif.				
12/14/1962	at Cal Baptist	W 97-69	Riverside, Calif.				
01/08/1963	vs Cal Baptist	W 111-77	Phoenix, Ariz.				

02/11/1964	vs Cal Baptist	W 95-86	Phoenix, Ariz.
12/18/1964	vs Cal Baptist	L 71-76	Phoenix, Ariz.
12/19/1964	vs Cal Baptist	W 80-70	Phoenix, Ariz.
12/17/1965	vs Cal Baptist	W 120-84	Phoenix, Ariz.
12/18/1965	vs Cal Baptist	W 105-92	Phoenix, Ariz.
02/04/1966	at Cal Baptist	W 109-99	Riverside, Calif.
12/15/1966	vs Cal Baptist	W 103-96	Phoenix, Ariz.
12/16/1966	vs Cal Baptist	W 99-86	Phoenix, Ariz.
02/03/1967	at Cal Baptist	L 70-76	Riverside, Calif.
02/01/1968	vs Cal Baptist	W 86-58	Phoenix, Ariz.
02/02/1968	vs Cal Baptist	W 74-69	Phoenix, Ariz.
02/10/1968	at Cal Baptist	W 69-60	Riverside, Calif.
01/24/1969	at Cal Baptist	L 70-72	Riverside, Calif.
02/04/1969	vs Cal Baptist	W 98-69	Phoenix, Ariz.
12/12/1969	vs Cal Baptist	W 86-61	Phoenix, Ariz.
12/13/1969	vs Cal Baptist	W 85-73	Phoenix, Ariz.
01/23/1970	at Cal Baptist	W 93-77	Riverside, Calif.
12/18/1970	vs Cal Baptist	W 101-82	Phoenix, Ariz.
12/19/1970	vs Cal Baptist	L 59-60	Phoenix, Ariz.
01/22/1971	at Cal Baptist	W 85-78	Riverside, Calif.
12/04/1971	vs Cal Baptist	W 71-69	Phoenix, Ariz.
01/28/1972	at Cal Baptist	L 69-73	Riverside, Calif.
12/16/1972	vs Cal Baptist	W 91-80	Phoenix, Ariz.
12/19/1972	vs Cal Baptist	L 64-69	Phoenix, Ariz.
01/18/1973	at Cal Baptist	L 67-77	Riverside, Calif.
12/08/1973	at Cal Baptist	W 88-66	Riverside, Calif.
01/10/1974	at Cal Baptist	W 75-56	Riverside, Calif.
12/14/1974	vs Cal Baptist	W 86-73	Phoenix, Ariz.
01/17/1975	at Cal Baptist	W (forf)	Riverside, Calif.
12/12/1975	vs Cal Baptist	W 96-83	Phoenix, Ariz.
1/16/1976	at Cal Baptist	L 80-85	Riverside, Calif.
2/10/1977	at Cal Baptist	W 69-68	Riverside, Calif.
12/10/1977	vs Cal Baptist	W 109-70	Phoenix, Ariz.
1/13/1979	at Cal Baptist	W 77-76	Riverside, Calif.
2/03/1979	vs Cal Baptist	W 79-69	Phoenix, Ariz.
12/15/1979	vs Cal Baptist	W 75-62	Phoenix, Ariz.
2/02/1980	at Cal Baptist	W 27-26	Riverside, Calif.
1/06/1981	vs Cal Baptist	W 76-65	Phoenix, Ariz.
2/12/1981	at Cal Baptist	W 40-37	Riverside, Calif.
1/09/1982	vs Cal Baptist	W 79-39	Phoenix, Ariz.
2/18/1982	at Cal Baptist	W 80-40	Riverside, Calif.
1/15/1983	at Cal Baptist	W 76-47	Riverside, Calif.
1/22/1983	vs Cal Baptist	W 61-43	Phoenix, Ariz.
1/14/1984	vs Cal Baptist	W 56-46	Phoenix, Ariz.
2/18/1984	at Cal Baptist	W 62-52	Riverside, Calif.
1/27/1990	vs Cal Baptist	W 93-61	Phoenix, Ariz.
11/24/2009	vs Cal Baptist	W 53-48	Phoenix, Ariz.
*2/11/2012	at Cal Baptist	W 65-55	Riverside, Calif.
*3/01/2012	vs Cal Baptist	W 71-63	Phoenix, Ariz.
*1/02/2013	at Cal Baptist	W 77-74	Riverside, Calif.
*1/26/2013	vs Cal Baptist	W 57-54	Phoenix, Ariz.
*1/26/2019	at California Baptist	W 90-73	Riverside, Calif.
*2/21/2019	vs California Baptist	W 91-58	Phoenix, Ariz.
*1/11/2020	vs California Baptist	L 57-61	Phoenix, Ariz.
*2/08/2020	at California Baptist	W 103-98	Riverside, Calif.
*2/19/2021	vs California Baptist	W 71-61	Phoenix, Ariz.
*2/20/2021	vs California Baptist	L 62-65	Phoenix, Ariz.
*2/5/2022	vs California Baptist	W 56-50	Phoenix, Ariz.
*2/16/2022	at California Baptist	W 65-60	Riverside, Calif.
*12/29/2022	vs California Baptist	W 73-59	Phoenix, Ariz.
*1/14/2023	at California Baptist	L 74-79	Riverside, Calif.

CENTRAL ARKANSAS BEARS

OVERALL	2-0	HOME	2-0	AWAY	---	NEUTRAL	---
11/24/1995	vs Central Arkansas	W 95-87	Phoenix, Ariz.				
11/24/2001	vs Central Arkansas	W 74-72	Phoenix, Ariz.				

CENTRAL MICHIGAN CHIPPEWAS

OVERALL	1-1	HOME	1-0	AWAY	0-1	NEUTRAL	---
11/29/2014	at Central Michigan	L	77-79	Mt. Pleasant, Mich.			
12/03/2015	vs Central Michigan	W	75-72	Phoenix, Ariz.			

CHICAGO STATE COUGARS

OVERALL	14-2	HOME	7-1	AWAY	7-1	NEUTRAL	---
*01/30/2014	at Chicago State	W	76-75	Chicago, Ill.			
*03/01/2014	vs Chicago State	W	84-74	Phoenix, Ariz.			
*01/31/2015	vs Chicago State	L	55-56	Phoenix, Ariz.			
*02/26/2015	at Chicago State	L	70-74	Chicago, Ill.			
*01/21/2016	at Chicago State	W	90-65	Chicago, Ill.			
*02/20/2016	vs Chicago State	W	67-52	Phoenix, Ariz.			
*01/28/2017	at Chicago State	W	85-77	Chicago, Ill.			
*02/23/2017	vs Chicago State	W	82-59	Phoenix, Ariz.			
*01/18/2018	at Chicago State	W	86-58	Chicago, Ill.			
*02/03/2018	vs Chicago State	W	89-55	Phoenix, Ariz.			
*01/17/2019	vs Chicago State	W	80-46	Phoenix, Ariz.			
*02/16/2019	at Chicago State	W	90-59	Chicago, Ill.			
*01/16/2020	at Chicago State	W	78-64	Chicago, Ill.			
*02/15/2020	vs Chicago State	W	71-47	Phoenix, Ariz.			
*12/30/2021	vs Chicago State	W	80-63	Phoenix, Ariz.			
*2/23/2022	at Chicago State	W	85-64	Chicago, Ill.			

COASTAL CAROLINA CHANTICLEERS

OVERALL	0-1	HOME	---	AWAY	0-1	NEUTRAL	---
03/23/2016	at Coastal Carolina	L	58-60	Conway, S.C.			



GCU's longest D-I postseason ended at CCU

COLORADO BUFFALOES

OVERALL	0-1	HOME	---	AWAY	---	NEUTRAL	0-1
12/22/2020	vs Colorado	L	64-74	Las Vegas, Nev.			

COPPIN STATE EAGLES

OVERALL	1-0	HOME	1-0	AWAY	---	NEUTRAL	---
11/25/2016	vs Coppin State	W	70-37	Phoenix, Ariz.			

CSU BAKERSFIELD ROADRUNNERS

OVERALL	20-24	HOME	13-6	AWAY	6-15	NEUTRAL	1-3
12/19/1984	at CSU Bakersfield	L	64-80	Bakersfield, Calif.			

12/14/1991	vs CSU Bakersfield	W	87-70	Phoenix, Ariz.			
12/12/1992	at CSU Bakersfield	L	81-88	Bakersfield, Calif.			
03/12/1993	vs CSU Bakersfield	L	68-98	Phoenix, Ariz.			
*01/14/1995	at CSU Bakersfield	L	59-68	Bakersfield, Calif.			
*02/04/1995	vs CSU Bakersfield	W	83-75	Phoenix, Ariz.			
03/03/1995	vs CSU Bakersfield	W	86-78				
*01/20/1996	vs CSU Bakersfield	W	68-66	Phoenix, Ariz.			
*02/10/1996	at CSU Bakersfield	W	59-57	Bakersfield, Calif.			
03/08/1996	vs CSU Bakersfield	L	65-71				
*01/25/1997	at CSU Bakersfield	L	55-57	Bakersfield, Calif.			
*02/15/1997	vs CSU Bakersfield	W	66-56	Phoenix, Ariz.			
03/07/1997	vs CSU Bakersfield	L	70-80				
*01/17/1998	vs CSU Bakersfield	L	70-81	Phoenix, Ariz.			
*02/07/1998	at CSU Bakersfield	W	69-68	Bakersfield, Calif.			
*01/15/1999	at CSU Bakersfield	L	57-85	Bakersfield, Calif.			
*02/26/1999	vs CSU Bakersfield	W	77-68	Phoenix, Ariz.			
*01/15/2000	vs CSU Bakersfield	W	70-62	Phoenix, Ariz.			
*02/25/2000	at CSU Bakersfield	L	54-81	Bakersfield, Calif.			
*01/06/2001	at CSU Bakersfield	L	62-67	Bakersfield, Calif.			
*02/16/2001	vs CSU Bakersfield	L	67-75	Phoenix, Ariz.			
*12/15/2001	vs CSU Bakersfield	L	57-81	Phoenix, Ariz.			
*02/08/2002	at CSU Bakersfield	L	65-77	Bakersfield, Calif.			
*01/03/2003	vs CSU Bakersfield	W	72-70	Phoenix, Ariz.			
*02/08/2003	at CSU Bakersfield	L	63-76	Bakersfield, Calif.			
*01/23/2004	at CSU Bakersfield	L	59-79	Bakersfield, Calif.			
*02/14/2004	vs CSU Bakersfield	L	67-85	Phoenix, Ariz.			
01/04/2005	at CSU Bakersfield	L	75-83	Bakersfield, Calif.			
12/13/2005	vs CSU Bakersfield	L	74-77	Phoenix, Ariz.			
01/24/2006	at CSU Bakersfield	L	72-76	Bakersfield, Calif.			
*01/09/2014	at CSU Bakersfield	W	66-63	Bakersfield, Calif.			
*02/08/2014	vs CSU Bakersfield	W	79-70	Phoenix, Ariz.			
*01/10/2015	vs CSU Bakersfield	W	73-65	Phoenix, Ariz.			
*02/07/2015	at CSU Bakersfield	W	78-76	Bakersfield, Calif.			
*01/28/2016	vs CSU Bakersfield	W	70-64	Phoenix, Ariz.			
*02/27/2016	at CSU Bakersfield	L	62-77	Bakersfield, Calif.			
*02/04/2017	vs CSU Bakersfield	L	62-65	Phoenix, Ariz.			
*03/04/2017	at CSU Bakersfield	W	58-52	Bakersfield, Calif.			
*02/17/2018	at CSU Bakersfield	L	58-71	Bakersfield, Calif.			
*03/03/2018	vs CSU Bakersfield	W	81-68	Phoenix, Ariz.			
*02/02/2019	at CSU Bakersfield	W	72-59	Bakersfield, Calif.			
*03/02/2019	vs CSU Bakersfield	W	73-69	Phoenix, Ariz.			
*01/04/2020	at CSU Bakersfield	L	62-69	Bakersfield, Calif.			
*03/07/2020	vs CSU Bakersfield	W	64-61	Phoenix, Ariz.			

CAL STATE NORTHRIDGE MATADORS

OVERALL	3-3	HOME	---	AWAY	3-2	NEUTRAL	0-1
12/04/1959	at San Fernando State	W	73-71	Northridge, Calif.			
11/18/1983	vs CS Northridge	L	49-66				
12/08/1984	at CS Northridge	L	67-68	Northridge, Calif.			
02/15/1994	at CS Northridge	L	84-95	Northridge, Calif.			
01/30/1995	at CS Northridge	W	88-82	Northridge, Calif.			
01/09/1996	at CS Northridge	W	78-67	Northridge, Calif.			

DELAWARE STATE HORNETS

OVERALL	2-0	HOME	2-0	AWAY	---	NEUTRAL	---
12/15/2015	vs Delaware State	W	88-59	Phoenix, Ariz.			
11/10/2018	vs Delaware State	W	89-47	Phoenix, Ariz.			

DENVER PIONEERS

OVERALL	1-0	HOME	---	AWAY	---	NEUTRAL	1-0
03/06/1989	vs Denver	W	111-88				

DUKE BLUE DEVILS

OVERALL	0-1	HOME	---	AWAY	0-1	NEUTRAL	---
11/12/2016	at Duke	L	61-96	Durham, N.C.			

EASTERN ILLINOIS PANTHERS

OVERALL	1-0	HOME	1-0	AWAY	---	NEUTRAL	---
12/21/2019	vs Eastern Illinois	W	85-63	Phoenix, Ariz.			

FLORIDA A&M RATTTLERS

OVERALL	2-0	HOME	2-0	AWAY	---	NEUTRAL	---
11/21/2014	vs Florida A&M	W	64-49	Phoenix, Ariz.			
11/10/2017	vs Florida A&M	W	67-51	Phoenix, Ariz.			

FLORIDA INTERNATIONAL PANTHERS

OVERALL	1-0	HOME	1-0	AWAY	---	NEUTRAL	---
11/30/1982	vs Florida Int'l	W	58-55	Phoenix, Ariz.			

FORDHAM RAMS

OVERALL	0-1	HOME	---	AWAY	---	NEUTRAL	0-1
11/23/2019	vs Fordham	L	58-70	St. Thomas, USVI			

FRESNO STATE BULLDOGS

OVERALL	0-1	HOME	---	AWAY	0-1	NEUTRAL	---
12/03/2004	at Fresno State	L	53-63	Fresno, Calif.			

GONZAGA BULLDOGS

OVERALL	0-1	HOME	---	AWAY	---	NEUTRAL	0-1
3/17/2023	vs Gonzaga (NCAA T)	L	70-82	Denver, Colo.			

GRAMBLING STATE TIGERS

OVERALL	4-0	HOME	4-0	AWAY	---	NEUTRAL	---
12/09/2017	vs Grambling State	W	87-53	Phoenix, Ariz.			
11/25/2020	vs Grambling State	W	69-53	Phoenix, Ariz.			
11/9/2021	vs Grambling State	W	74-53	Phoenix, Ariz.			
11/18/2022	vs Grambling State	W	81-48	Phoenix, Ariz.			

HAMPTON PIRATES

OVERALL	1-0	HOME	1-0	AWAY	---	NEUTRAL	---
11/30/2015	vs Hampton	W	63-51	Phoenix, Ariz.			

HARVARD CRIMSON

OVERALL	0-1	HOME	0-1	AWAY	---	NEUTRAL	---
12/30/2014	vs Harvard	L	59-72	Phoenix, Ariz.			

HOUSTON COUGARS

OVERALL	1-0	HOME	---	AWAY	---	NEUTRAL	1-0
12/21/2015	vs Houston	W	78-69	Las Vegas, Nev.			

IDAHO VANDALS

OVERALL	1-1	HOME	1-0	AWAY	0-1	NEUTRAL	---
*01/23/2014	vs Idaho	W	86-73	Phoenix, Ariz.			
*02/22/2014	at Idaho	L	77-83	Moscow, Idaho			

HISTORY » SERIES BY OPPONENT

IDAHO STATE BENGALS

OVERALL	1-1	HOME	1-1	AWAY	---	NEUTRAL	---
12/09/2014	vs Idaho State	L	51-67	Phoenix, Ariz.			
12/20/2022	vs Idaho State	W	68-66	Phoenix, Ariz.			

ILLINOIS FIGHTING ILLINI

OVERALL	0-2	HOME	0-1	AWAY	0-1	NEUTRAL	---
12/30/2017	at Illinois	L	58-62	Champaign, Ill.			
11/08/2019	vs Illinois	L	71-83	Phoenix, Ariz.			

ILLINOIS STATE REDBIRDS

OVERALL	1-0	HOME	---	AWAY	---	NEUTRAL	1-0
11/25/2019	vs Illinois State	W	68-63	St. Thomas, USVI			



Oscar Frayer threw down a viral dunk in 2017

ILLINOIS-CHICAGO FLAMES

OVERALL	2-0	HOME	1-0	AWAY	1-0	NEUTRAL	---
12/02/2014	at Illinois-Chicago	W	66-61	Chicago, Ill.			
12/10/2016	vs Illinois-Chicago	W	73-69	Phoenix, Ariz.			

INCARNATE WORD CARDINALS

OVERALL	0-1	HOME	0-1	AWAY	---	NEUTRAL	---
12/17/2014	vs Incarnate Word	L	80-82	Phoenix, Ariz.			

INDIANA HOOSIERS

OVERALL	0-1	HOME	---	AWAY	0-1	NEUTRAL	---
12/13/2014	at Indiana	L	66-94	Bloomington, Ind.			

IOWA HAWKEYES

OVERALL	0-1	HOME	---	AWAY	---	NEUTRAL	0-1
3/20/2021	vs Iowa (NCAA T)	L	74-86	Indianapolis, Ind.			

IUPUI JAGUARS

OVERALL	2-0	HOME	2-0	AWAY	---	NEUTRAL	---
01/13/1996	vs IUPUI	W	92-83	Phoenix, Ariz.			
12/19/1997	vs IUPUI	W	87-85	Phoenix, Ariz.			

JACKSON STATE TIGERS

OVERALL	1-0	HOME	1-0	AWAY	---	NEUTRAL	---
03/17/2016	vs Jackson State	W	64-54	Phoenix, Ariz.			

JACKSONVILLE DOLPHINS

OVERALL	1-0	HOME	1-0	AWAY	---	NEUTRAL	---
11/12/2018	vs Jacksonville	W	76-59	Phoenix, Ariz.			

JACKSONVILLE STATE GAMECOCKS

OVERALL	0-2	HOME	0-1	AWAY	---	NEUTRAL	0-1
11/19/1994	vs Jacksonville State	L	72-102	Phoenix, Ariz.			
12/02/1994	vs Jacksonville State	L	79-85				

KANSAS CITY ROOS

OVERALL	13-4	HOME	8-1	AWAY	4-3	NEUTRAL	1-0
12/19/1974	vs UMKC	W	70-58	Phoenix, Ariz.			
12/09/1977	vs UMKC	W	75-70	Phoenix, Ariz.			
*02/01/2014	at Kansas City	W	72-53	Kansas City, Mo.			
*02/27/2014	vs Kansas City	L	80-85	Phoenix, Ariz.			
*01/29/2015	vs Kansas City	W	78-57	Phoenix, Ariz.			
*02/28/2015	at Kansas City	L	65-70	Kansas City, Mo.			
*01/23/2016	at Kansas City	W	85-78	Kansas City, Mo.			
*02/18/2016	vs Kansas City	W	78-66	Phoenix, Ariz.			
*01/26/2017	at UMKC	L	77-83	Kansas City, Mo.			
*02/25/2017	vs Kansas City	W	84-77	Phoenix, Ariz.			
*01/20/2018	at UMKC	W	86-69	Kansas City, Mo.			
*02/01/2018	vs UMKC	W	79-62	Phoenix, Ariz.			
03/08/2018	vs UMKC	W	77-74	Las Vegas, Nev.			
*01/19/2019	vs Kansas City	W	78-50	Phoenix, Ariz.			
*02/14/2019	at Kansas City	L	75-87	Kansas City, Mo.			
*01/19/2020	at Kansas City	W	69-66	Kansas City, Mo.			
*02/13/2020	vs Kansas City	W	71-66	Phoenix, Ariz.			

KANSAS STATE WILDCATS

OVERALL	0-1	HOME	---	AWAY	0-1	NEUTRAL	---
12/01/1986	at Kansas State	L	57-93	Manhattan, Kan.			

KENTUCKY WILDCATS

OVERALL	0-1	HOME	---	AWAY	0-1	NEUTRAL	---
11/14/2014	at Kentucky	L	45-85	Lexington, Ky.			

LA SALLE EXPLORERS

OVERALL	1-0	HOME	---	AWAY	---	NEUTRAL	1-0
11/25/2018	vs La Salle	W	82-70	Fullerton, Calif.			

LAMAR CARDINALS

OVERALL	1-0	HOME	---	AWAY	---	NEUTRAL	1-0
11/23/2013	vs Lamar	W	78-69	Salt Lake City, Utah			

LIBERTY FLAMES

OVERALL	0-1	HOME	---	AWAY	---	NEUTRAL	0-1
12/08/2019	vs Liberty	L	61-70	Phoenix, Ariz.			

LITTLE ROCK TROJANS

OVERALL	1-0	HOME	1-0	AWAY	---	NEUTRAL	---
11/18/2017	vs Little Rock	W	76-51	Phoenix, Ariz.			

LONGWOOD LANCERS

OVERALL	1-0	HOME	1-0	AWAY	---	NEUTRAL	---
12/21/2017	vs Longwood	W	86-56	Phoenix, Ariz.			

LOUISVILLE CARDINALS

OVERALL	0-3	HOME	0-1	AWAY	0-2	NEUTRAL	---
12/05/2015	at Louisville	L	63-111	Louisville, Ky.			
12/03/2016	vs Louisville	L	70-79	Phoenix, Ariz.			
12/23/2017	at Louisville	L	56-74	Louisville, Ky.			



Pitino famously called GCU Arena the toughest place he'd ever played in 2016

LOYOLA MARYMOUNT LIONS

OVERALL	1-2	HOME	0-1	AWAY	1-0	NEUTRAL	0-1
11/08/2013	vs Loyola Marymount	L	75-78	San Diego, Calif.			
11/29/2021	at Loyola Marymount	W	78-72	Los Angeles, Calif.			
12/7/2022	vs Loyola Marymount	L	69-65	Phoenix, Ariz.			

MARIST RED FOXES

OVERALL	1-0	HOME	---	AWAY	---	NEUTRAL	1-0
11/20/2016	vs Marist	W	84-72	Uncasville, Conn.			

MARSHALL THUNDERING HERD

OVERALL	1-0	HOME	---	AWAY	---	NEUTRAL	1-0
12/22/2015	vs Marshall	W	85-81	Las Vegas, Nev.			

MERCER BEARS

OVERALL	0-1	HOME	0-1	AWAY	---	NEUTRAL	---
03/14/2018	vs Mercer	L	73-78	Phoenix, Ariz.			

MIDDLE TENNESSEE BLUE RAIDERS

OVERALL	0-1	HOME	---	AWAY	---	NEUTRAL	0-1
12/30/2013	vs Middle Tennessee	L	56-79	Chattanooga, Tenn.			

MISSISSIPPI VALLEY STATE DELTA DEVILS

OVERALL	6-0	HOME	6-0	AWAY	---	NEUTRAL	---
11/23/2015	vs Mississippi Valley St.	W	94-60	Phoenix, Ariz.			
12/17/2016	vs Mississippi Valley St.	W	72-62	Phoenix, Ariz.			

12/18/2017	vs Mississippi Valley St.	W 71-38	Phoenix, Ariz.
12/22/2018	vs Mississippi Valley St.	W 85-64	Phoenix, Ariz.
12/17/2020	vs Mississippi Valley St.	W 88-49	Phoenix, Ariz.
12/4/2021	vs Mississippi Valley St.	W 91-44	Phoenix, Ariz.

MISSOURI STATE BEARS

OVERALL	0-2	HOME ---	AWAY ---	NEUTRAL	0-2
12/27/1965	vs Southwestern Mo.	L 87-108	Alamosa, Colo.		
12/09/1978	vs Southwest Mo. St.	L 69-75	Springfield, Mo.		

MONTANA STATE BOBCATS

OVERALL	3-0	HOME 3-0	AWAY ---	NEUTRAL	---
11/17/2014	vs Montana State	W 61-45	Phoenix, Ariz.		
11/19/2019	vs Montana State	W 69-56	Phoenix, Ariz.		
11/7/2022	vs Montana State	W 60-54	Phoenix, Ariz.		

MORGAN STATE BEARS

OVERALL	1-0	HOME ---	AWAY ---	NEUTRAL	1-0
12/27/2017	vs Morgan State	W 100-74	Las Vegas, Nev.		

MOUNT ST. MARY'S MOUNTAINEERS

OVERALL	1-0	HOME 1-0	AWAY ---	NEUTRAL	---
12/03/2019	vs Mount St. Mary's	W 75-67	Phoenix, Ariz.		

NEVADA WOLF PACK

OVERALL	1-2	HOME 1-0	AWAY 0-1	NEUTRAL	0-1
10/22/2017	at Nevada (exhib.)	L 72-81	Reno, Nev.		
12/09/2018	vs Nevada	L 66-74	Phoenix, Ariz.		
12/11/2020	vs Nevada	W 87-77	Phoenix, Ariz.		
11/12/2022	at Nevada	L 46-59	Reno, Nev.		

NEW HAMPSHIRE WILDCATS

OVERALL	0-1	HOME 0-1	AWAY ---	NEUTRAL	---
12/28/1998	vs New Hampshire	L 73-78	Phoenix, Ariz.		

NEW MEXICO LOBOS

OVERALL	1-4	HOME 1-0	AWAY 0-4	NEUTRAL	---
12/11/1979	at New Mexico	L 68-78	Albuquerque, N.M.		
01/04/1983	at New Mexico	L 51-76	Albuquerque, N.M.		
12/23/2013	at New Mexico	L 68-80	Albuquerque, N.M.		
12/23/2014	vs New Mexico	W 68-65	Phoenix, Ariz.		
12/17/2019	at New Mexico	L 71-91	Albuquerque, N.M.		

NEW MEXICO STATE AGGIES

OVERALL	6-18	HOME 5-6	AWAY 0-9	NEUTRAL	1-3
01/10/1984	at New Mexico State	L 60-75	Las Cruces, N.M.		
*01/04/2014	vs New Mexico State	L 62-84	Phoenix, Ariz.		
*03/06/2014	at New Mexico State	L 57-81	Las Cruces, N.M.		
*01/22/2015	at New Mexico State	L 63-85	Las Cruces, N.M.		
*02/21/2015	vs New Mexico State	L 55-72	Phoenix, Ariz.		
*01/09/2016	vs New Mexico State	W 79-75	Phoenix, Ariz.		
*02/04/2016	at New Mexico State	L 50-70	Las Cruces, N.M.		
*01/12/2017	at New Mexico State	L 69-81	Las Cruces, N.M.		
*02/11/2017	vs New Mexico State	W 83-71	Phoenix, Ariz.		
*01/11/2018	vs New Mexico State	L 59-70	Phoenix, Ariz.		
*02/10/2018	at New Mexico State	L 70-74	Las Cruces, N.M.		
03/10/2018	vs New Mexico State	L 58-72	Las Vegas, Nev.		
*01/10/2019	at New Mexico State	L 75-77	Las Cruces, N.M.		

*02/09/2019	vs New Mexico State	L 64-67	Phoenix, Ariz.
03/16/2019	vs New Mexico State	L 57-89	Las Vegas, Nev.
*02/01/2020	at New Mexico State	L 52-72	Las Cruces, N.M.
*02/27/2020	vs New Mexico State	L 53-67	Phoenix, Ariz.
*1/29/2021	vs New Mexico State	W 70-62	Phoenix, Ariz.
*1/30/2021	vs New Mexico State	W 65-53	Phoenix, Ariz.
3/13/2021	vs New Mexico State	W 74-56	Las Vegas, Nev.
*1/29/2022	at New Mexico State	L 61-71	Las Cruces, N.M.
*02/19/2022	vs New Mexico State	L 66-82	Phoenix, Ariz.
03/11/2022	vs New Mexico State	L 70-75	Las Vegas, Nev.
*02/08/2023	vs New Mexico State	W 78-67	Phoenix, Ariz.
*02/22/2023	at New Mexico State	W Forf.	Las Cruces, N.M.

NORFOLK STATE SPARTANS

OVERALL	1-0	HOME 1-0	AWAY ---	NEUTRAL	---
11/20/2017	vs Norfolk State	W 85-60	Phoenix, Ariz.		

NORTH CAROLINA CENTRAL EAGLES

OVERALL	1-0	HOME 1-0	AWAY ---	NEUTRAL	---
12/11/2017	vs N.C. Central	W 64-59	Phoenix, Ariz.		

NORTH DAKOTA FIGHTING HAWKS

OVERALL	2-1	HOME 1-0	AWAY ---	NEUTRAL	1-1
11/18/1995	vs North Dakota	W 85-71	Phoenix, Ariz.		
12/22/1996	vs North Dakota	L 71-78			
12/05/1997	vs North Dakota	W 76-72			

NORTH FLORIDA OSPREYS

OVERALL	1-0	HOME 1-0	AWAY ---	NEUTRAL	---
11/12/2021	vs North Florida	W 65-51	Phoenix, Ariz.		

NORTH TEXAS MEAN GREEN

OVERALL	0-1	HOME ---	AWAY ---	NEUTRAL	0-1
12/10/2022	vs North Texas	L 58-60	Phoenix, Ariz.		

NORTHERN ARIZONA LUMBERJACKS

OVERALL	16-32	HOME 12-9	AWAY 4-23	NEUTRAL	---
01/12/1954	at A.S.C. - Flagstaff	L 58-75	Flagstaff, Ariz.		
02/23/1954	vs A.S.C. - Flagstaff	L 52-75	Phoenix, Ariz.		
11/30/1954	at A.S.C. - Flagstaff	L 46-90	Flagstaff, Ariz.		
11/30/1955	at A.S.C. - Flagstaff	L 60-76	Flagstaff, Ariz.		
12/09/1958	at A.S.C. - Flagstaff	W 71-65	Flagstaff, Ariz.		
02/10/1959	vs A.S.C. - Flagstaff	W 79-57	Phoenix, Ariz.		
12/08/1959	at A.S.C. - Flagstaff	L 70-83	Flagstaff, Ariz.		
02/01/1960	vs A.S.C. - Flagstaff	L 60-91	Phoenix, Ariz.		
12/13/1960	at A.S.C. - Flagstaff	L 70-91	Flagstaff, Ariz.		
12/31/1960	vs A.S.C. - Flagstaff	W 56-52	Phoenix, Ariz.		
02/21/1961	vs A.S.C. - Flagstaff	W 90-68	Phoenix, Ariz.		
12/12/1961	at A.S.C. - Flagstaff	L 68-84	Flagstaff, Ariz.		
02/08/1962	vs A.S.C. - Flagstaff	L 60-80	Phoenix, Ariz.		
12/11/1962	vs A.S.C. - Flagstaff	L 65-72	Phoenix, Ariz.		
01/15/1963	at A.S.C. - Flagstaff	L 71-90	Flagstaff, Ariz.		
12/10/1963	at A.S.C. - Flagstaff	L 76-87	Flagstaff, Ariz.		
01/14/1964	vs A.S.C. - Flagstaff	W 76-75	Phoenix, Ariz.		
01/12/1965	vs A.S.C. - Flagstaff	L 67-84	Phoenix, Ariz.		
02/09/1965	at A.S.C. - Flagstaff	L 73-90	Flagstaff, Ariz.		
01/07/1966	at A.S.C. - Flagstaff	L 57-103	Flagstaff, Ariz.		
02/08/1966	vs A.S.C. - Flagstaff	W 84-83	Phoenix, Ariz.		
01/07/1967	at Northern Arizona	L 69-88	Flagstaff, Ariz.		
02/07/1967	vs Northern Arizona	L 84-93	Phoenix, Ariz.		
01/09/1968	vs Northern Arizona	L 60-92	Phoenix, Ariz.		
02/13/1968	at Northern Arizona	L 70-89	Flagstaff, Ariz.		

01/14/1969	at Northern Arizona	L 60-79	Flagstaff, Ariz.
02/18/1969	vs Northern Arizona	W 88-80	Phoenix, Ariz.
01/10/1970	at Northern Arizona	L 74-80	Flagstaff, Ariz.
01/17/1970	vs Northern Arizona	L 67-69	Phoenix, Ariz.
01/12/1971	at Northern Arizona	W 84-78	Flagstaff, Ariz.
01/03/1972	at Northern Arizona	L 56-73	Flagstaff, Ariz.
02/15/1972	vs Northern Arizona	W 70-64	Phoenix, Ariz.
11/28/1972	at Northern Arizona	L 60-64	Flagstaff, Ariz.
01/23/1973	vs Northern Arizona	W 72-62	Phoenix, Ariz.
01/14/1975	vs Northern Arizona	W 84-74	Phoenix, Ariz.
01/28/1975	at Northern Arizona	L 73-87	Flagstaff, Ariz.
01/13/1976	vs Northern Arizona	W 78-72	Phoenix, Ariz.
02/10/1976	at Northern Arizona	W 63-58	Flagstaff, Ariz.
01/18/1977	at Northern Arizona	L 64-78	Flagstaff, Ariz.
02/07/1977	vs Northern Arizona	W 65-61	Phoenix, Ariz.
12/07/1977	at Northern Arizona	W 81-72	Flagstaff, Ariz.
01/17/1978	vs Northern Arizona	W 96-83	Phoenix, Ariz.
01/10/1983	at Northern Arizona	L 47-62	Flagstaff, Ariz.
02/28/1984	at Northern Arizona	L 57-73	Flagstaff, Ariz.
12/04/1984	at Northern Arizona	L 44-60	Flagstaff, Ariz.
12/12/1987	at Northern Arizona	L 81-84	Flagstaff, Ariz.
12/14/2013	at Northern Arizona	L 61-63	Flagstaff, Ariz.
03/18/2015	vs Northern Arizona	L 70-75	Phoenix, Ariz.



The NAIA Lopes defeat D-I NAU in 1977

OMAHA MAVERICKS

OVERALL	1-1	HOME 1-1	AWAY ---	NEUTRAL	---
11/29/1997	vs Nebraska-Omaha	W 88-84	Phoenix, Ariz.		
12/13/2015	vs Omaha	L 104-108	Phoenix, Ariz.		

ORAL ROBERTS GOLDEN EAGLES

OVERALL	0-2	HOME 0-1	AWAY 0-1	NEUTRAL	---
01/30/1990	vs Oral Roberts	L 93-97	Phoenix, Ariz.		
01/10/1991	at Oral Roberts	L 79-88	Tulsa, Okla.		

OREGON DUCKS

OVERALL	---	HOME ---	AWAY ---	NEUTRAL	---
11/02/2011	at Oregon (exhib.)	L 75-82	Eugene, Ore.		

PACIFIC TIGERS

OVERALL	0-1	HOME 0-1	AWAY ---	NEUTRAL	---
03/19/2014	vs Pacific	L 67-69	Phoenix, Ariz.		

HISTORY » SERIES BY OPPONENT

PENN STATE NITTANY LIONS

OVERALL **0-1** HOME --- AWAY **0-1** NEUTRAL ---
 11/15/2016 at Penn State L 76-85 State College, Pa.

PEPPERDINE WAVES

OVERALL **2-0** HOME **1-0** AWAY **1-0** NEUTRAL ---
 11/27/2021 at Pepperdine W 59-56 Malibu, Calif.
 12/17/2022 vs Pepperdine W 83-73 Phoenix, Ariz.

PORTLAND STATE VIKINGS

OVERALL **1-0** HOME **1-0** AWAY --- NEUTRAL ---
 11/13/2015 vs Portland State W 82-72 Phoenix, Ariz.

PRAIRIE VIEW A&M PANTHERS

OVERALL **1-0** HOME **1-0** AWAY --- NEUTRAL ---
 11/17/2021 vs Prairie View A&M W 91-64 Phoenix, Ariz.

PURDUE FORT WAYNE MASTADONS

OVERALL **0-1** HOME **0-1** AWAY --- NEUTRAL ---
 11/30/2019 vs Purdue Fort Wayne L 60-71 Phoenix, Ariz.

RIDER BRONCS

OVERALL **1-0** HOME **1-0** AWAY --- NEUTRAL ---
 11/30/1991 vs Rider College W 67-59 Phoenix, Ariz.

ROBERT MORRIS COLONIALS

OVERALL **1-0** HOME **1-0** AWAY --- NEUTRAL ---
 11/13/2017 vs Robert Morris W 75-61 Phoenix, Ariz.

SACRAMENTO STATE HORNETS

OVERALL **1-1** HOME **1-0** AWAY **0-1** NEUTRAL ---
 01/22/1991 at Sacramento State L 67-70 Sacramento, Calif.
 02/19/1991 vs Sacramento State W 76-64 Phoenix, Ariz.

SAINT MARY'S GAELS

OVERALL **0-1** HOME --- AWAY **0-1** NEUTRAL ---
 03/01/2016 at Saint Mary's L 64-73 Moraga, Calif.

SAM HOUSTON BEARKATS

OVERALL **4-1** HOME **1-0** AWAY **1-1** NEUTRAL **2-0**
 * 01/22/2022 at Sam Houston L 56-58 Huntsville, Texas
 * 02/26/2022 vs Sam Houston W 67-41 Phoenix, Ariz.
 03/10/2022 vs Sam Houston W 71-66 Las Vegas, Nev.
 * 01/05/2023 at Sam Houston W 72-68 Huntsville, Texas
 03/10/2023 vs Sam Houston W 78-75 Las Vegas, Nev.

SAN DIEGO TOREROS

OVERALL **11-11** HOME **6-3** AWAY **5-8** NEUTRAL ---
 12/21/1956 vs San Diego L 59-67 Phoenix, Ariz.
 01/31/1957 at San Diego L 68-82 San Diego, Calif.
 12/17/1957 vs San Diego L 69-84 Phoenix, Ariz.
 02/06/1958 at San Diego L 84-93 San Diego, Calif.
 02/26/1960 at San Diego W 83-74 San Diego, Calif.
 12/01/1961 at San Diego W 70-55 San Diego, Calif.

01/15/1962 vs San Diego W 69-59 Phoenix, Ariz.
 02/22/1973 at San Diego L 71-92 San Diego, Calif.
 01/15/1974 vs San Diego W 79-61 Phoenix, Ariz.
 02/23/1974 at San Diego L 68-80 San Diego, Calif.
 02/06/1975 vs San Diego W 72-47 Phoenix, Ariz.
 02/21/1975 at San Diego W 68-65 San Diego, Calif.
 01/24/1976 vs San Diego W 82-68 Phoenix, Ariz.
 02/20/1976 at San Diego W 49-47 San Diego, Calif.
 01/06/1977 at San Diego W 78-57 San Diego, Calif.
 01/14/1977 vs San Diego W 71-60 Phoenix, Ariz.
 02/11/1977 at San Diego L 76-81 San Diego, Calif.
 01/21/1978 vs San Diego W 80-69 Phoenix, Ariz.
 02/03/1978 at San Diego L 71-91 San Diego, Calif.
 11/09/2013 at San Diego L 59-70 San Diego, Calif.
 11/25/2017 vs San Diego L 62-72 Phoenix, Ariz.
 12/29/2018 at San Diego L 58-61 San Diego, Calif.

SAN DIEGO STATE AZTECS

OVERALL **3-1** HOME **1-0** AWAY **2-1** NEUTRAL ---
 02/23/1980 at San Diego State W 86-68 San Diego, Calif.
 12/18/2015 at San Diego State W 52-45 San Diego, Calif.
 12/07/2016 vs San Diego State W 76-72 Phoenix, Ariz.
 11/13/2019 at San Diego State L 61-86 San Diego, Calif.

SAN FRANCISCO DONS

OVERALL **1-2** HOME --- AWAY **0-1** NEUTRAL **1-1**
 11/28/1980 at San Francisco L 63-78 San Francisco, Calif.
 12/20/2020 vs San Francisco L 65-68 Las Vegas, Nev.
 12/18/2021 vs San Francisco W 49-48 Phoenix, Ariz.

SEATTLE U REDHAWKS

OVERALL **17-6** HOME **8-2** AWAY **6-4** NEUTRAL **3-0**
 12/17/2002 vs Seattle U W 78-77 Phoenix, Ariz.
 * 01/25/2014 vs Seattle U W 71-63 Phoenix, Ariz.
 * 02/20/2014 at Seattle U W 74-73 Seattle, Wash.
 * 02/05/2015 at Seattle U W 66-64 Seattle, Wash.
 * 03/07/2015 vs Seattle U W 83-70 Phoenix, Ariz.
 * 01/30/2016 vs Seattle U L 57-59 Phoenix, Ariz.
 * 02/12/2016 at Seattle U W 71-60 Seattle, Wash.
 * 01/21/2017 vs Seattle U W 61-59 Phoenix, Ariz.
 * 02/16/2017 at Seattle U W 61-58 Seattle, Wash.
 * 01/06/2018 at Seattle U W 73-57 Seattle, Wash.
 * 02/22/2018 vs Seattle U W 76-64 Phoenix, Ariz.
 * 01/05/2019 vs Seattle U W 71-57 Phoenix, Ariz.
 * 03/09/2019 at Seattle U L 76-83 Seattle, Wash.
 03/14/2019 vs Seattle U W 84-75 Las Vegas, Nev.
 * 01/23/2020 vs Seattle U W 80-77 Phoenix, Ariz.
 * 02/20/2020 at Seattle U L 89-95 Seattle, Wash.
 * 2/26/2021 at Seattle U L 57-63 Seattle, Wash.
 * 2/27/2021 at Seattle U W 81-71 Seattle, Wash.
 3/12/2021 vs Seattle U W 81-47 Las Vegas, Nev.
 * 2/3/2022 vs Seattle U W 78-66 Phoenix, Ariz.
 * 02/11/2023 at Seattle U L 58-63 Seattle, Wash.
 * 02/24/2023 vs Seattle U L 54-65 Phoenix, Ariz.
 03/09/2023 vs Seattle U W 84-79 Las Vegas, Nev.

SETON HALL PIRATES

OVERALL **0-1** HOME --- AWAY --- NEUTRAL **0-1**
 11/22/2018 vs Seton Hall L 75-82 Fullerton, Calif.

SOUTH CAROLINA STATE BULLDOGS

OVERALL **1-0** HOME **1-0** AWAY --- NEUTRAL ---
 03/14/2016 vs South Carolina St. W 78-74 Phoenix, Ariz.

SOUTH DAKOTA COYOTES

OVERALL **1-0** HOME **1-0** AWAY --- NEUTRAL ---
 12/27/1993 vs South Dakota W 98-92 Phoenix, Ariz.

SOUTH DAKOTA STATE JACKRABBITS

OVERALL **0-2** HOME **0-1** AWAY **0-1** NEUTRAL ---
 11/28/1997 vs South Dakota State L 56-66 Phoenix, Ariz.
 11/06/2018 at South Dakota State L 74-79 Brookings, S.D.

SOUTH FLORIDA BULLS

OVERALL **0-1** HOME --- AWAY --- NEUTRAL **0-1**
 12/04/2004 vs South Florida L 52-63 Fresno, Calif.

SIU EDWARDSVILLE COUGARS

OVERALL **2-1** HOME **1-1** AWAY **1-0** NEUTRAL ---
 01/04/1992 vs SIU-Edwardsville W 95-86 Phoenix, Ariz.
 12/28/2015 at SIU-Edwardsville W 86-75 Edwardsville, Ill.
 11/28/2016 vs SIU-Edwardsville L 64-76 Phoenix, Ariz.

SOUTHERN JAGUARS

OVERALL **1-0** HOME **1-0** AWAY --- NEUTRAL ---
 12/08/2015 vs Southern W 70-56 Phoenix, Ariz.

SOUTHERN UTAH THUNDERBIRDS

OVERALL **39-15** HOME **21-2** AWAY **11-11** NEUTRAL **7-2**
 02/14/1964 vs College of S Utah W 84-77 Phoenix, Ariz.
 02/15/1965 vs College of S Utah L 76-83 Phoenix, Ariz.
 12/20/1965 at College of S Utah L 86-96 Cedar City, Utah
 01/08/1966 vs College of S Utah W 99-63 Phoenix, Ariz.
 12/19/1966 at College of S Utah L 92-96 Cedar City, Utah
 01/06/1967 vs College of S Utah W 78-67 Phoenix, Ariz.
 01/05/1968 vs Southern Utah St. L 84-94 Phoenix, Ariz.
 01/29/1968 at Southern Utah St. L 78-82 Cedar City, Utah
 01/27/1969 at Southern Utah St. L 78-87 Cedar City, Utah
 02/07/1969 vs Southern Utah St. W 101-77 Phoenix, Ariz.
 12/30/1969 vs Southern Utah St. L 81-88
 01/26/1970 at Southern Utah St. L 101-109 Cedar City, Utah
 02/06/1970 vs Southern Utah St. W 125-86 Phoenix, Ariz.
 12/03/1971 vs Southern Utah St. W 73-71 Phoenix, Ariz.
 01/17/1972 at Southern Utah St. L 61-82 Cedar City, Utah
 12/04/1972 vs Southern Utah St. W 97-77 Phoenix, Ariz.
 01/15/1973 at Southern Utah St. L 54-63 Cedar City, Utah
 12/10/1973 at Southern Utah St. W 59-56 Cedar City, Utah
 01/04/1974 vs Southern Utah St. W 84-74 Phoenix, Ariz.
 -03/05/1974 vs Southern Utah St. W 62-48
 11/29/1974 vs Southern Utah St. W 67-57 Phoenix, Ariz.
 01/04/1975 at Southern Utah St. W 83-77 Cedar City, Utah
 03/03/1975 vs Southern Utah St. W 83-74
 12/09/1975 at Southern Utah St. W 89-88 Cedar City, Utah
 02/28/1976 vs Southern Utah St. W 72-65 Phoenix, Ariz.
 03/03/1976 vs Southern Utah St. W 49-47
 12/06/1976 at Southern Utah St. L 66-68 Cedar City, Utah
 12/18/1976 vs Southern Utah St. W 76-69 Phoenix, Ariz.
 03/02/1977 vs Southern Utah St. L 64-66
 01/10/1978 at Southern Utah St. W 73-71 Cedar City, Utah
 03/02/1978 vs Southern Utah St. W 82-73 Phoenix, Ariz.
 03/04/1978 vs Southern Utah St. W 81-66
 03/06/1979 vs Southern Utah St. W 86-72
 11/27/1979 vs Southern Utah St. W 57-52 Phoenix, Ariz.
 02/12/1980 at Southern Utah St. W 84-69 Cedar City, Utah
 12/09/1980 at Southern Utah St. L 78-88 Cedar City, Utah
 01/31/1981 vs Southern Utah St. W 70-67 Phoenix, Ariz.

11/30/1981	at Southern Utah St.	L 59-66	Cedar City, Utah
01/30/1982	vs Southern Utah St.	W 82-64	Phoenix, Ariz.
01/18/1983	vs Southern Utah St.	W 76-56	Phoenix, Ariz.
12/10/1983	at Southern Utah St.	W 80-76	Cedar City, Utah
01/30/1984	vs Southern Utah St.	W 43-41	Phoenix, Ariz.
11/18/1984	at Southern Utah St.	W 71-70	Cedar City, Utah
12/06/1984	vs Southern Utah St.	W 74-68	Phoenix, Ariz.
03/04/1985	vs Southern Utah St.	W 73-64	Grand Junction, Colo.
12/02/1985	at Southern Utah St.	W -	Cedar City, Utah
12/05/1985	vs Southern Utah St.	W 77-65	Phoenix, Ariz.
01/24/1987	vs Southern Utah St.	W 105-91	Phoenix, Ariz.
02/14/1987	at Southern Utah St.	L 97-130	Cedar City, Utah
01/23/1988	at Southern Utah St.	W 121-101	Cedar City, Utah
02/15/1988	vs Southern Utah St.	W 113-92	Phoenix, Ariz.
12/08/1992	at Southern Utah	W 76-74	Cedar City, Utah
* 03/01/2023	at Southern Utah	W 83-78	Cedar City, Utah
03/11/2023	vs Southern Utah	W 84-66	Las Vegas, Nev.

* 02/02/2001	vs UC Davis	L 78-87	Phoenix, Ariz.
* 01/18/2002	at UC Davis	L 70-81	Davis, Calif.
* 03/02/2002	vs UC Davis	W 99-93	Phoenix, Ariz.
* 01/24/2003	vs UC Davis	L 68-79	Phoenix, Ariz.
* 03/01/2003	at UC Davis	L 64-67	Davis, Calif.
* 01/17/2004	vs UC Davis	L 48-66	Phoenix, Ariz.
* 02/20/2004	at UC Davis	L 69-85	Davis, Calif.

01/29/2008	at UC San Diego	L 52-62	La Jolla, Calif.
12/21/2008	vs UC San Diego	L 60-78	Las Vegas, Nev.
11/17/2012	at UC San Diego	W 65-52	La Jolla, Calif.

UNLV REBELS

OVERALL 3-3	HOME 3-0	AWAY 0-3	NEUTRAL ---
12/10/1960	vs Nevada Southern	W 83-61	Phoenix, Ariz.
12/09/1961	vs Nevada Southern	W 75-68	Phoenix, Ariz.
01/06/1962	at Nevada Southern	L 42-43	Las Vegas, Nev.
12/08/1962	at Nevada Southern	L 64-75	Las Vegas, Nev.
01/05/1963	vs Nevada Southern	W 79-64	Phoenix, Ariz.
11/02/2010	at UNLV (exhibition)	L 66-90	Las Vegas, Nev.
11/11/2011	at UNLV	L 66-83	Las Vegas, Nev.

UC IRVINE ANTEATERS

OVERALL 2-0	HOME 1-0	AWAY 1-0	NEUTRAL ---
01/16/1975	at UC Irvine	W 70-63	Irvine, Calif.
01/10/1976	vs UC Irvine	W 83-70	Phoenix, Ariz.

UC RIVERSIDE HIGHLANDERS

OVERALL 22-13	HOME 13-2	AWAY 8-9	NEUTRAL 1-2
---------------	-----------	----------	-------------

02/01/1958	vs UC Riverside	W 90-70	Phoenix, Ariz.
02/07/1958	at UC Riverside	W 76-61	Riverside, Calif.
01/31/1959	vs UC Riverside	W 85-57	Phoenix, Ariz.
02/06/1959	at UC Riverside	W 97-80	Riverside, Calif.
02/27/1960	at UC Riverside	W 81-58	Riverside, Calif.
12/15/1962	at UC Riverside	L 67-79	Riverside, Calif.
02/05/1965	at UC Riverside	L 75-81	Riverside, Calif.
11/30/1974	vs UC Riverside	L 55-64	Phoenix, Ariz.
01/17/1976	at UC Riverside	W 78-72	Riverside, Calif.
12/02/1977	at UC Riverside	W 95-69	Riverside, Calif.
12/13/1980	vs UC Riverside	W 56-54	Phoenix, Ariz.
01/04/1982	at UC Riverside	W 72-70	Riverside, Calif.
12/18/1982	vs UC Riverside	W 67-54	Phoenix, Ariz.
01/04/1985	vs UC Riverside	L 59-66	Phoenix, Ariz.
12/17/1988	vs UC Riverside	W 91-90	Phoenix, Ariz.
01/10/1989	at UC Riverside	L 78-92	Riverside, Calif.
12/28/1989	vs UC Riverside	W 71-64	Phoenix, Ariz.
03/13/1992	vs UC Riverside	L 61-74	Phoenix, Ariz.
01/02/1993	vs UC Riverside	W 105-65	Phoenix, Ariz.
* 01/28/1995	vs UC Riverside	W 90-86	Phoenix, Ariz.
* 02/18/1995	at UC Riverside	L 69-76	Riverside, Calif.
03/04/1995	at UC Riverside	W 72-62	Riverside, Calif.
* 02/03/1996	at UC Riverside	L 69-77	Riverside, Calif.
* 02/24/1996	vs UC Riverside	W 86-78	Phoenix, Ariz.
* 01/18/1997	vs UC Riverside	W 78-67	Phoenix, Ariz.
* 02/08/1997	at UC Riverside	W 64-60	Riverside, Calif.
* 01/31/1998	at UC Riverside	L 68-70	Riverside, Calif.
* 02/21/1998	vs UC Riverside	W 69-59	Phoenix, Ariz.
* 12/13/1998	at UC Riverside	L 58-80	Riverside, Calif.
* 02/05/1999	vs UC Riverside	L 66-73	Phoenix, Ariz.
* 12/13/1999	vs UC Riverside	W 66-60	Phoenix, Ariz.
* 02/04/2000	at UC Riverside	L 67-68	Riverside, Calif.
01/04/2015	vs UC Riverside	W 71-69	Phoenix, Ariz.
12/31/2016	at UC Riverside	L 56-76	Riverside, Calif.
12/02/2017	vs UC Riverside	W 68-56	Phoenix, Ariz.

UT ARLINGTON MAVERICKS

OVERALL 2-1	HOME 1-1	AWAY ---	NEUTRAL 1-0
11/20/2014	vs UT Arlington	L 64-66	Phoenix, Ariz.
* 01/12/2023	vs UT Arlington	W 80-48	Phoenix, Ariz.
03/07/2023	vs UT Arlington	W 82-77	Las Vegas, Nev.

UT RIO GRANDE VALLEY VAQUEROS

OVERALL 10-5	HOME 5-3	AWAY 5-2	NEUTRAL ---
* 01/02/2014	vs Texas-Pan American	W 91-85	Phoenix, Ariz.
* 03/08/2014	at Texas-Pan American	W 79-78	Edinburg, Texas
* 01/24/2015	at Texas-Pan American	L 72-73	Edinburg, Texas
* 02/19/2015	vs Texas-Pan American	W 64-59	Phoenix, Ariz.
* 01/07/2016	vs UTRGV	W 83-63	Phoenix, Ariz.
* 02/06/2016	at UTRGV	W 64-58	Edinburg, Texas
* 01/14/2017	at UTRGV	W 79-66	Edinburg, Texas
* 02/09/2017	vs UTRGV	W 76-57	Phoenix, Ariz.
* 01/13/2018	vs UTRGV	W 84-71	Phoenix, Ariz.
* 02/08/2018	at UTRGV	L 81-83	Edinburg, Texas
* 01/12/2019	at UTRGV	W 69-65	Edinburg, Texas
* 02/07/2019	vs UTRGV	L 69-72	Phoenix, Ariz.
* 01/30/2020	at UTRGV	W 87-79	Edinburg, Texas
* 02/29/2020	vs UTRGV	L 80-88	Phoenix, Ariz.
* 01/06/2022	at UTRGV	W 84-70	Edinburg, Texas
* 2/15/2023	vs UTRGV	L 76-77	Phoenix, Ariz.

ST. JOHN'S RED STORM

OVERALL 0-1	HOME ---	AWAY ---	NEUTRAL 0-1
12/05/2017	vs St. John's	L 60-68	Phoenix, Ariz.

STEPHEN F. AUSTIN LUMBERJACKS

OVERALL 1-2	HOME 1-0	AWAY 0-2	NEUTRAL ---
* 1/20/2022	at Stephen F. Austin	L 46-71	Nacogdoches, Texas
* 1/07/2023	at Stephen F. Austin	L 68-73	Nacogdoches, Texas
* 2/04/2023	vs Stephen F. Austin	W 86-83	Phoenix, Ariz.

TARLETON TEXANS

OVERALL 5-1	HOME 2-0	AWAY 2-1	NEUTRAL 1-0
11/17/1995	vs Tarleton State	W 89-71	Phoenix, Ariz.
12/18/1997	vs Tarleton State	W 87-85	Phoenix, Ariz.
* 1/8/2021	at Tarleton	W 75-72	Stephenville, Texas
* 1/9/2021	at Tarleton	W 59-48	Stephenville, Texas
* 1/15/2022	vs Tarleton	W 80-59	Phoenix, Ariz.
* 1/28/2023	at Tarleton	L 62-81	Stephenville, Texas

TENNESSEE-CHATTANOOGA MOCS

OVERALL 0-1	HOME ---	AWAY 0-1	NEUTRAL ---
12/29/2013	at Tenn.-Chattanooga	L 64-69	Chattanooga, Tenn.

TEXAS LONGHORNS

OVERALL 0-1	HOME ---	AWAY 0-1	NEUTRAL ---
12/15/2018	at Texas	L 60-98	Austin, Texas

TULSA GOLDEN HURRICANE

OVERALL 0-1	HOME ---	AWAY 0-1	NEUTRAL ---
12/18/2013	at Tulsa	L 65-66	Tulsa, Okla.

UC DAVIS AGGIES

OVERALL 4-12	HOME 2-5	AWAY 1-5	NEUTRAL 1-2
03/07/1995	vs UC Davis	L 88-92	Phoenix, Ariz.
12/28/1996	vs UC Davis	W 79-67	Phoenix, Ariz.
03/06/1997	vs UC Davis	W 78-66	Phoenix, Ariz.
12/06/1997	vs UC Davis	L 67-73	Phoenix, Ariz.
* 12/21/1998	vs UC Davis	L 63-67	Phoenix, Ariz.
* 02/12/1999	at UC Davis	L 49-71	Davis, Calif.
* 12/19/1999	at UC Davis	W 58-51	Davis, Calif.
* 02/11/2000	vs UC Davis	L 69-76	Phoenix, Ariz.
* 12/09/2000	at UC Davis	L 53-77	Davis, Calif.

UC SAN DIEGO TRITONS

OVERALL 10-7	HOME 5-2	AWAY 5-4	NEUTRAL 0-1
11/28/1987	at UC San Diego	W 116-72	La Jolla, Calif.
* 01/24/2001	vs UC San Diego	W 84-75	Phoenix, Ariz.
* 01/27/2001	at UC San Diego	W 74-66	La Jolla, Calif.
* 01/23/2002	at UC San Diego	W 78-73	La Jolla, Calif.
* 01/26/2002	vs UC San Diego	L 72-76	Phoenix, Ariz.
* 12/04/2002	at UC San Diego	L 69-82	La Jolla, Calif.
* 12/07/2002	vs UC San Diego	W 87-70	Phoenix, Ariz.
* 12/04/2003	vs UC San Diego	L 78-82	Phoenix, Ariz.
* 12/13/2003	at UC San Diego	W 62-56	La Jolla, Calif.
01/25/2005	at UC San Diego	L 64-78	La Jolla, Calif.
11/25/2005	vs UC San Diego	W 72-60	Phoenix, Ariz.
01/03/2006	at UC San Diego	L 91-94	La Jolla, Calif.
11/20/2006	vs UC San Diego	W 64-62	Phoenix, Ariz.
11/24/2007	vs UC San Diego	W 72-62	Phoenix, Ariz.

UTAH STATE AGGIES

OVERALL ---	HOME ---	AWAY ---	NEUTRAL ---
10/26/2012	at Utah State	L 44-76	Logan, Utah

UTAH TECH TRAILBLAZERS

OVERALL 9-13	HOME 5-5	AWAY 4-8	NEUTRAL ---
02/01/2007	vs Dixie State	L 81-90	Phoenix, Ariz.
* 01/11/2008	at Dixie State	L 66-77	St. George, Utah
* 01/12/2008	at Dixie State	L 61-69	St. George, Utah
* 02/09/2008	vs Dixie State	L 81-86	Phoenix, Ariz.
* 01/22/2009	vs Dixie State	L 59-68	Phoenix, Ariz.
01/23/2009	vs Dixie State	W 78-64	Phoenix, Ariz.
* 03/05/2009	at Dixie State	L 63-79	St. George, Utah
03/06/2009	at Dixie State	L 60-69	St. George, Utah
* 01/30/2010	vs Dixie State	W 82-80	Phoenix, Ariz.
* 02/06/2010	at Dixie State	L 68-78	St. George, Utah
* 01/08/2011	at Dixie State	W 71-68	St. George, Utah

HISTORY » SERIES BY OPPONENT

* 02/05/2011	vs Dixie State	L 59-70	Phoenix, Ariz.
* 01/16/2012	at Dixie State	L 56-73	St. George, Utah
* 03/03/2012	vs Dixie State	W 73-72	Phoenix, Ariz.
* 01/10/2013	at Dixie State	L 66-71	St. George, Utah
* 02/02/2013	vs Dixie State	L 64-65	Phoenix, Ariz.
* 1/22/2021	at Dixie State	W 77-74	St. George, Utah
* 1/23/2021	at Dixie State	W 81-46	St. George, Utah
* 2/12/2022	at Dixie State	L 60-61	St. George, Utah
* 3/5/2022	vs Dixie State	W 70-53	Phoenix, Ariz.
* 1/18/2023	vs Utah Tech	W 89-85	Phoenix, Ariz.
* 3/03/2023	at Utah Tech	W 71-61	St. George, Utah

UTSA ROADRUNNERS

OVERALL **1-0** HOME **1-0** AWAY --- NEUTRAL ---
 12/2/2021 vs UTSA W 74-71 Phoenix, Ariz.

VALPARAISO CRUSADERS

OVERALL **0-1** HOME --- AWAY --- NEUTRAL **0-1**
 11/22/2019 vs Valparaiso L 74-78 St. Thomas, USVI

UTAH VALLEY WOLVERINES

OVERALL	13-9	HOME 7-4	AWAY 4-5	NEUTRAL 2-0
02/15/2005	at Utah Valley State	L 49-71	Orem, Utah	
* 01/11/2014	at Utah Valley	L 58-65	Orem, Utah	
* 02/06/2014	vs Utah Valley	L 68-79	Phoenix, Ariz.	
* 01/15/2015	at Utah Valley	W 83-74	Orem, Utah	
* 02/14/2015	vs Utah Valley	W 83-57	Phoenix, Ariz.	
* 01/16/2016	vs Utah Valley	W 99-88	Phoenix, Ariz.	
* 03/05/2016	at Utah Valley	W 86-79	Orem, Utah	
* 01/07/2017	vs Utah Valley	W 82-72	Phoenix, Ariz.	
* 02/18/2017	at Utah Valley	W 77-71	Orem, Utah	
* 01/27/2018	at Utah Valley	L 56-68	Orem, Utah	
* 02/24/2018	vs Utah Valley	W 60-59	Phoenix, Ariz.	
03/09/2018	vs Utah Valley	W 75-60	Las Vegas, Nev.	
* 01/03/2019	vs Utah Valley	W 71-60	Phoenix, Ariz.	
* 03/07/2019	at Utah Valley	L 70-82	Orem, Utah	
03/15/2019	vs Utah Valley	W 78-74	Las Vegas, Nev.	
* 01/25/2020	vs Utah Valley	L 69-73	Phoenix, Ariz.	
* 02/22/2020	at Utah Valley	L 80-92	Orem, Utah	
* 3/5/2021	vs Utah Valley	L 55-59	Phoenix, Ariz.	
* 3/6/2021	vs Utah Valley	W 74-64	Phoenix, Ariz.	
* 2/10/2022	at Utah Valley	W 79-69	Orem, Utah	
* 3/3/2022	vs Utah Valley	W 68-57	Phoenix, Ariz.	
* 1/21/2023	vs Utah Valley	L 74-76	Phoenix, Ariz.	

WEBER STATE WILDCATS

OVERALL **0-1** HOME --- AWAY **0-1** NEUTRAL ---
 12/10/1980 at Weber State L 57-72 Ogden, Utah

WEST VIRGINIA MOUNTAINEERS

OVERALL **0-1** HOME --- AWAY **0-1** NEUTRAL ---
 03/20/2019 at West Virginia L 63-77 Morgantown, W.Va.

WICHITA STATE SHOCKERS

OVERALL **0-1** HOME --- AWAY --- NEUTRAL **0-1**
 11/21/2022 vs Wichita State L 43-55 Kansas City, Mo.

WYOMING COWBOYS

OVERALL **1-1** HOME **0-1** AWAY **1-0** NEUTRAL ---
 11/22/2021 vs Wyoming L 61-68 Phoenix, Ariz.
 12/03/2022 at Wyoming W 66-58 Laramie, Wyo.



CANYON
21



HISTORY » RECORD VS. CONFERENCE

D-I opponents only
Conference alignment for 2023-24 reflected,
not at time of game played

AMERICA EAST 1-0

Albany 1-0

AMERICAN 1-4

North Texas 0-1

South Florida 0-1

Tulsa 0-1

UTSA 1-0

Wichita State 0-1

ACC 0-4

Duke 0-1

Louisville 0-3

ATLANTIC SUN 2-0

Jacksonville 1-0

North Florida 1-0

ATLANTIC 10 5-10

Fordham 0-1

La Salle 1-0

Saint Joseph's 4-9

BIG EAST 0-2

Seton Hall 0-1

St. John's 0-1

BIG SKY 23-36

Idaho 1-1

Idaho State 1-1

Montana State 3-0

Northern Arizona 16-32

Portland State 1-0

Sacramento State 1-1

Weber State 0-1

BIG SOUTH 2-0

Hampton 1-0

Longwood 1-0

BIG TEN 0-5

Illinois 0-2

Indiana 0-1

Iowa 0-1

Penn State 0-1

BIG 12 1-3

Houston 1-0

Kansas State 0-1

Texas 0-1

West Virginia 0-1

BIG WEST 62-59

Cal Poly 1-0

CSU Bakersfield 20-24

CSUN 3-3

UC Davis 4-12

UC Irvine 2-0

UC Riverside 22-13

UC San Diego 10-7

COLONIAL --

none

CONFERENCE USA 11-23

Florida International 1-0

Jacksonville State 0-2

Liberty 0-1

Middle Tennessee 0-1

New Mexico State 6-18

Sam Houston 4-1

HORIZON 3-0

IUPUI 2-0

Robert Morris 1-0

IVY 0-1

Harvard 0-1

METRO ATLANTIC 3-0

Marist 1-0

Mount St. Mary's 1-0

Rider 1-0

MID-AMERICAN 1-3


Buffalo 0-1

Central Michigan 1-1

Eastern Michigan 0-1



Josh Braun and the Lopes play at No. 1 Duke in 2016



Havocs celebrate as GCU upsets San Diego State on the road in 2016

MID-EASTERN**7-0**

Coppin State	1-0
Delaware State	2-0
Morgan State	1-0
Norfolk State	1-0
North Carolina Central	1-0
South Carolina State	1-0

MOUNTAIN WEST**10-13**

Boise State	1-1
Fresno State	0-1
Nevada	1-2
New Mexico	1-4
San Diego State	3-1
UNLV	3-3
Wyoming	1-1

MISSOURI VALLEY**5-4**

Illinois-Chicago	2-0
Illinois State	1-0
Missouri State	0-2
Northern Iowa	2-1
Valparaiso	0-1

NORTHEAST**--**

none

OHIO VALLEY**4-1**

Eastern Illinois	1-0
Little Rock	1-0
SIU-Edwardsville	2-1

PAC-12

Arizona	0-5
Arizona State	0-3
Colorado	0-1
Utah	0-3

PATRIOT**--**

none

SEC**0-1**

Kentucky	0-1
----------	-----

SOUTHERN**0-2**

Mercer	0-1
Tennessee-Chattanooga	0-1

SOUTHLAND**3-1**

Central Arkansas	2-0
Incarinate Word	0-1
Lamar	1-0

SOUTHWESTERN**23-0**

Alcorn State	4-0
Arkansas-Pine Bluff	2-0
Bethune-Cookman	2-0
Florida A&M	2-0
Grambling State	4-0
Jackson State	1-0
Mississippi Valley State	6-0
Prairie View A&M	1-0
Southern	1-0

SUMMIT**18-11**

Denver	1-0
Kansas City	13-4
North Dakota	2-1
Omaha	1-1
Oral Roberts	0-2
Purdue Fort Wayne	0-1
South Dakota	1-0
South Dakota State	0-2

SUN BELT**2-1**

Arkansas State	1-0
Coastal Carolina	0-1
Marshall	1-0

WEST COAST**15-18**

Gonzaga	0-1
Loyola Marymount	1-2
Pacific	0-1
Pepperdine	2-0
Saint Mary's	0-1
San Diego	11-11
San Francisco	1-2

WESTERN ATHLETIC**166-63**

Abilene Christian	5-0
California Baptist	64-11
Seattle U	17-6
Southern Utah	39-15
Stephen F. Austin	1-2
Tarleton	5-1
UT Arlington	2-1
UT Rio Grande Valley	11-5
Utah Tech	9-13
Utah Valley	13-9



DeWayne Russell and Gerard Martin at No. 19 Arizona in 2016



The Lopes take on WCC foe San Diego in 2018

HISTORY » ASSISTANT COACHES

Coach	Seasons	Years	Head coach
Lloyd Aycock^	3	1962-65	Dave Brazell
Dave Babcock^	1	1981-82	Jay Arnote
Sam Ballard	1	2007-08	Scott Mossman
Garrick Barr	4	1986-90	Paul Westphal, Bill Westphal
T.J. Benson^	6	2012-13, 14-19	Russ Pennell, Dan Majerle
Anthony Boone	4	2009-13	Russ Pennell
Harry Cannon	1	2008-09	Dan Nichols
Kyle Critchfield	1	1997-98	Leighton McCrary
Phil Cullen	3	2009-12	Russ Pennell
Isaac Chew	1	2019-20	Dan Majerle
Chris Crevelone	7	2013-20	Dan Majerle
Roger Franks	2	1993-95	Leighton McCrary
Joedy Gardner	1	2003-04	Leighton McCrary
Mike Grothaus^	1	2007-08	Scott Mossman
Bruce Haroldson	2	2004-06	Scott Mossman
J.C. Helton^	3	1977-80	Ben Lindsey
John Hernandez	1	1984-85	John Shumate
Todd Holthaus^	1	1994-95	Leighton McCrary
Troy Hudson	1	1982-83	Jay Arnote
Rodney Johns^	3	1990-93	Leighton McCrary
Norman Karsevar	10	1993-2003	Leighton McCrary
David Lee	1	2006-07	Scott Mossman
Todd Lee	5	2013-18	Dan Majerle
Roger Lefebvre	5	1992-93, 95-98, 2000-01	Leighton McCrary
Jake Lindsey	0+	2023-pres	Bryce Drew
Tim Lovejoy	1	1990-91	Leighton McCrary
Shawn Lytle	1	2001-02	Leighton McCrary
Ramon Marks	5	1999-2004	Leighton McCrary
Tom Marshall	1	1998-99	Leighton McCrary
Marvin Menzies	1	2019-20	Dan Majerle
Shane Meuschke	1	1993-94	Leighton McCrary
Scott Mossman*	6	1986-90, 95-97	Paul Westphal, Bill Westphal, Leighton McCrary
Mark Nelson	5	2009-14	Russ Pennell, Dan Majerle
Ryan Nelson^	1	2007-08	Scott Mossman
Tommy Nunez	1	1983-84	John Shumate
Jim Pyers^	1	1983-84	John Shumate
Rob Robbins	1	1998-99	Leighton McCrary
Walt Rock	1	1987-88	Paul Westphal
Marc Rodgers	0+	2023-pres	Bryce Drew
Ed Schilling	3+	2020-pres	Bryce Drew
Casey Shaw	3+	2020-pres	Bryce Drew
Larry Smith	2	2002-04	Leighton McCrary
Jerry Steele	1	1985-86	John Shumate
Kevin Steele	2	1984-86	John Shumate

Coach	Seasons	Years	Head coach
Matt Spivey	4	2004-08	Scott Mossman
Joel Taylor	1	2008-09	Dan Nichols
Ken Troutt	1	1982-83	Jay Arnote
Daven Vo	1	2008-09	Dan Nichols
Jamall Walker	3+	2020-pres	Bryce Drew
Corey Wallace	1	2008-09	Dan Nichols
Larry Watkins	1	2008-09	Dan Nichols
Casey Weitzel	4	2004-08	Scott Mossman
Louis Wilson	1	2018-19	Dan Majerle
Danny Young^	2	1991-93	Leighton McCrary

* also served as a GCU head coach

^ GCU basketball alumus

SUPERLATIVES

Longest tenured	Seasons	Coach	Years
10		Norman Karsevar	1993-2003
7		Chris Crevelone	2013-20
6		Scott Mossman	1986-90, 95-97
6		T.J. Benson	2012-13, 14-19

With three head coaches

Scott Mossman (Paul Westphal, Bill Westphal, Leighton McCrary)



T.J. Benson (left) is one of 10 GCU alums to serve as an assistant coach



Chris Crevelone is the second-longest tenured Lopes assistant



PLEASE MAKE YOUR WAY TO THE EXIT THANK YOU

20:00 0

GRAND CANYON

30

FIRST & SECOND ROW

HISTORY » INDIVIDUAL HONORS (NAIA, D-II)

1970-71
Joe Burnside NAIA All-District VII

1971-72
Jim Irvine NAIA All-District VII

1972-73
Bayard Forrest NAIA All-District VII

1973-74
Bayard Forrest NAIA All-American First Team
Bayard Forrest NAIA All-District VII

1974-75
Bayard Forrest NAIA All-American First Team
Bayard Forrest NAIA Tournament MVP
Bayard Forrest NAIA All-District VII

1975-76
Bayard Forrest NAIA All-American First Team
David Everett NAIA All-American First Team
Ben Lindsay NAIA Coach of the Year
Bayard Forrest NAIA All-District VII
David Everett NAIA All-District VII

1976-77
George Hall NAIA All-District VII

1977-78
Nate Stokes NAIA All-American Third Team

1984-85
Kevin Warren NAIA All-District VII
Kevin Warren NAIA Academic All-American

1985-86
Kevin Warren NAIA All-District VII
Kevin Warren NAIA Academic All-American
Kevin Warren CoSIDA All-American Second Team

1987-88
Rodney Johns NAIA All-American Third Team
Rodney Johns NAIA Tournament MVP
Rodney Johns NAIA All-Tournament Team

1988-89
Craig Johnson NAIA All-District VII
Mike Ledbetter NAIA All-District VII Honorable Mention
Dani Williams NAIA All-District VII Honorable Mention

1989-90
David McDaniel NAIA All-District VII

1990-91
Maurice Carter NAIA All-District VII
Maurice Carter All-Great Northwest Conf. Second Team
Joey Allison NAIA All-District VII Honorable Mention

1991-92
Chad Briscoe NCAA DII All-American Honorable Mention
Chad Briscoe NCAA West Region All-Tournament Team
Chad Briscoe All-Great Northwest Conference
Darrell Peoples All-GNC Second Team
Leighton McCrary GNC Coach of the Year

1992-93
Chad Briscoe NCAA DII Bulletin Second Team All-American
Chad Briscoe NCAA DII NBCA Third Team All-American
Chad Briscoe NCAA DII Times Third Team All-American
Chad Briscoe West Region First Team
Chad Briscoe Pacific West Conference POY
Chad Briscoe All-Pac West Conference
Darrell Peoples All-Pac West Conference
Todd Holthaus GTE Academic All-American Second Team
Todd Holthaus Academic All-Pac West Conference

1994-95
Eric Langford CCAA Player of the Year
Horacio Llamas CCAA All-Tournament MVP

1995-96
Horacio Llamas NCAA DII Player of the Year
Horacio Llamas NCAA DII All-American First Team
Eric Langford NCAA DII All-American Honorable Mention
Eric Langford All-CCAA First Team
Horacio Llamas All-CCAA First Team
Kenny Archbold All-CCAA Second Team

1996-97
Kenny Archbold All-CCAA First Team
Tony Gillette All-CCAA Second Team
Larry Reed All-CCAA Honorable Mention

1997-98
Jerry Allen All-CCAA First Team
Prince Edmonds All-CCAA Honorable Mention
Enrique Zuinga All-CCAA Honorable Mention

1998-99
Prince Edmonds All-CCAA Second Team
Enrique Zuinga All-CCAA Honorable Mention

1999-00
Toure Knighton All-CCAA Second Team

2000-01
Toure Knighton All-CCAA Honorable Mention
Eddit Turner All-CCAA Honorable Mention

2001-02
Del Somers All-CCAA First Team

2002-03
Del Somers All-CCAA First Team
John Janssen All-CCAA Second Team

2004-05
Noe Alonzo NCAA DII Independent Player of the Year
Prileu Davis NCAA DII Independent Defensive Player of the Year
Noe Alonzo NCAA DII Independent All-American

2005-06
Noe Alonzo NCAA DII Independent Player of the Year
Noe Alonzo NCAA DII Independent All-American
Rich Davis NCAA DII Independent All-American
Ryan Nelson NCAA DII Independent All-American
Bryan Lee NCAA DII Independent All-American Third Team
Scott Mossman NCAA DII Independent Coach of the Year

2006-07
Rich Davis All-PacWest First Team
Bryan Lee All-PacWest First Team
Rudy Bogan All-PacWest Second Team
Scott Mossman PacWest Coach of the Year

2007-08
Rudy Bogan All-PacWest First Team

2008-09
Engen Nurumbi All-PacWest First Team
Engen Nurumbi PacWest Newcomer of the Year
Dave Cuen All-PacWest Second Team

2009-10
TJ Benson All-PacWest Second Team
Brad Carroll All-PacWest Second Team

2010-11
Kyle Speed All-PacWest Second Team
Gaby Ngoundjo All-PacWest Honorable Mention
Nick Witherill All-PacWest Honorable Mention

2011-12
Jerome Garrison PacWest Co-Freshman of the Year
Kyle Speed All-PacWest First Team
Brayton Pickrel All-PacWest Second Team
Nick Witherill All-PacWest Honorable Mention

2012-13
Josh Lowery All-PacWest First Team
Killian Larson All-PacWest Second Team
Brayton Pickrel All-PacWest Honorable Mention

2013-14

Killian Larson	All-WAC First Team
Jerome Garrison	All-WAC Second Team
Jerome Garrison	All-WAC Defensive Team
Daniel Alexander	All-WAC Newcomer Team

2014-15

Joshua Braun	All-WAC Newcomer Team
DeWayne Russell	All-WAC Second Team
DeWayne Russell	All-WAC Newcomer Team
Jerome Garrison	All-WAC Defensive Team

2015-16

Joshua Braun	First Team All-WAC
Joshua Braun	CoSida First Team Academic All-American
Joshua Braun	NABC All-Region VI Second Team
Grandy Glaze	All-WAC Second Team
Grandy Glaze	All-WAC Newcomer Team
Grandy Glaze	NABC All-Region VI Second-Team

2016-17

DeWayne Russell	All-WAC First Team
DeWayne Russell	Joe Kearney Award Winner
Joshua Braun	WAC Preseason Player of the Year
Joshua Braun	All-WAC First Team
Joshua Braun	CoSida First Team Academic All-American
Gerard Martin	All-WAC Defensive Team

2017-18

Alessandro Lever	WAC Freshman of the Year
Alessandro Lever	All-WAC First Team
Alessandro Lever	All-WAC Newcomer Team
Joshua Braun	WAC Preseason Player of the Year
Joshua Braun	All-WAC Second Team
Oscar Frayer	All-WAC Defensive Team

2018-19

Alessandro Lever	WAC Preseason Player of the Year
Michael Finke	All-WAC First Team
Michael Finke	All-WAC Newcomer Team
Carlos Johnson	All-WAC Second Team
Carlos Johnson	All-WAC Newcomer Team
Carlos Johnson	NABC All-District Second Team
Gerard Martin	All-WAC Defensive Team

2019-20

Jovan Blacksher Jr.	WAC Freshman of the Year
Carlos Johnson	All-WAC Second Team
Alessandro Lever	All-WAC Second Team
Mikey Dixon	All-WAC Newcomer Team

2020-21

Alessandro Lever	Preseason All-WAC First Team
Jovan Blacksher Jr.	Preseason All-WAC Second Team
Oscar Frayer	Preseason All-WAC Second Team
Asbjørn Midtgaard	WAC Newcomer of the Year
Asbjørn Midtgaard	All-WAC First Team
Alessandro Lever	All-WAC First Team
Jovan Blacksher Jr.	All-WAC Second Team
Asbjørn Midtgaard	All-WAC Defensive Team
Asbjørn Midtgaard	All-WAC Newcomer Team
Asbjørn Midtgaard	NABC All-District

2021-22

Jovan Blacksher Jr.	All-WAC First Team
Jovan Blacksher Jr.	NABC All-District Second Team
Holland Woods II	All-WAC Second Team
Holland Woods II	All-WAC Newcomer Team
Sean Miller-Moore	Slam Dunk Championship participant
Holland Woods II	3X3U National Championship participant
Jovan Blacksher Jr.	Lou Henson Award Mid-Season Watch List

2022-23

Jovan Blacksher Jr.	WAC Preseason Player of the Year
Jovan Blacksher Jr.	Preseason All-WAC First Team
Ray Harrison	Preseason All-WAC Second Team
Gabe McGlothan	Preseason All-WAC Second Team
Ray Harrison	All-WAC First Team
Gabe McGlothan	All-WAC Second Team
Ray Harrison	WAC Tournament MVP
Gabe McGlothan	WAC All-Tournament Team
Ray Harrison	District 6 All-Region Second Team

2023-24

Ray Harrison	WAC Preseason Player of the Year
Ray Harrison	Preseason All-WAC Team
Gabe McGlothan	Preseason All-WAC Team



Jovan Blacksher Jr.



Killian Larson



Asbjørn Midtgaard



Alessandro Lever

HISTORY » ALL-TIME ROSTER & STATS

A

NAME	YEARS	G	PTS	PPG	REB	RPG	AST	BLK	STL	FG%
Acker, Joe	1970-71	22	104	4.7	57	2.6	10	0	12	33.6
Adams, Jeremy	2013-14	16	92	5.8	42	2.6	10	1	6	31.6
Adeyemi, dabi Yato	2006-07	2	0	0.0	0	0.0	0	0	0	0.0
Aidoo, Fiifi	2016-18	60	252	4.2	97	1.6	56	14	36	36.8
Akre, Ron	1986-88	76	438	5.8	163	2.1	76	21	29	48.2
Alexander, Bobby	1996-97	29	120	4.1	81	2.8	8	17	7	47.2
Alexander, Daniel	2013-15	51	541	10.6	265	5.2	98	58	31	44.9
Alexander, T.A.	1981-82	8	12	1.5	10	1.3	4	0	0	38.5
Allen, Jerry	1996-98	56	902	16.1	270	4.8	169	29	108	52.8
Allen, Nehemiah	2016-18	11	5	0.5	5	0.5	0	0	1	66.7
Allen, Virgil	1980-81	23	121	5.3	61	2.7	17	0	2	50.0
Allison, Joey	1989-91	61	346	5.7	153	2.5	202	5	122	53.0
Alonzo, Noe	2004-06	56	1,024	18.3	290	5.2	84	26	46	52.1
Alvarado, Andy	1973-74	6	2	0.3	1	0.2	0	0	0	33.3
Amoaku, Kwaku	1998-00	27	15	0.6	19	0.7	8	0	3	21.7
Anfinson, Dave	1959-63	31	46	1.5	60	1.9	2	0	7	40.0
Archbold, Kenny	1994-97	86	1,276	14.8	334	3.9	214	29	198	47.0
Arvizu, Ray	1977-79	60	906	15.1	177	3.0	131	97	72	49.2
Aycock, Lloyd	1959-62	56	125	2.2	98	1.8	28	0	31	32.9

B

NAME	YEARS	G	PTS	PPG	REB	RPG	AST	BLK	STL	FG%
Babcock, David	1978-79	5	4	0.8	8	1.6	3	0	2	100.0
Babcock, Rob	1970-74	103	460	4.5	166	1.6	124	0	25	38.8
Bacon, Richard	1975-79	114	703	6.2	197	1.7	196	0	122	42.4
Baird, Bill	1958-59	2	6	3.0	2	1.0	0	0	1	75.0
Baker, Charlie	1952-56	34	110	3.2	86	2.5	0	0	0	31.6
Baker, Doug	1955-59	86	1,373	16.0	666	7.7	29	0	72	39.5
Baker, Josh	2022-pres	31	180	5.8	74	2.4	70	8	20	38.4
Baker, Kweli	1999-01	38	203	5.3	157	4.1	28	18	11	38.3
Baker, Randy	1954-55	7	21	3.0	12	1.7	0	0	0	34.6
Baker, Sharky	1952-53	2	0	0.0	2	1.0	0	0	0	0.0
Bangai, Louis	2019-20	16	5	0.3	10	0.6	1	1	0	16.7
Barfield, Larry	1964-65	2	1	0.5	1	0.5	0	0	0	0.0
Barnes, Daryl	1953-59	10	6	0.6	17	1.7	2	0	2	0.0
Barnes, John	1949-50	-	10	-	0	0.0	0	0	0	100.0
Barnes, Paul	1951-52	5	1	0.2	0	0.0	0	0	0	0.0
Barquin, Bill	1996-98	51	158	3.1	39	0.8	20	4	19	33.3
Barrs, Yul	1994-95	28	138	4.9	53	1.9	23	2	19	45.0
Bartzis, Pete	1978-79	5	14	2.8	2	0.4	1	0	5	50.0
Barwick, Tommy	1957-58	1	0	0.0	0	0.0	0	0	0	0.0
Bateman, Kelly	1971-75	64	181	2.8	69	1.1	36	0	17	35.8
Bateman, Wayne	1965-67	51	1,076	21.1	452	8.9	46	0	71	42.9
Baumann, Noah	2022-23	36	272	7.6	124	3.4	25	6	12	42.8
Baxter, Rodney	1971-73	58	417	7.2	263	4.5	59	0	32	37.7
Benion, David	1979-80	21	139	6.6	53	2.5	80	0	23	43.3
Benson, Casey	2017-18	34	330	9.7	143	4.2	152	4	25	37.6
Benson, T.J.	2009-10	32	321	10.0	62	1.9	96	0	22	40.4
Bisbee, Chuck	1955-59	29	37	1.3	46	1.6	3	0	2	14.3
Blackmon, Jalen	2021-22	23	61	2.7	20	0.9	15	0	5	32.7
Blacksher Jr., Jovan	2019-pres	96	1,222	12.7	368	3.8	390	8	156	41.6
Blake, Jack	1959-60	24	148	6.2	77	3.2	38	0	47	31.3
Blumbers, Roberts	2017-19	54	236	4.4	143	2.6	32	20	19	38.5
Boatright, Mike	1980-84	118	724	6.1	592	5.0	230	0	6	45.5
Bogan, Rudy	2006-08	56	769	13.7	249	4.4	65	32	52	49.3
Bonham, Dave	1959-60	14	38	2.7	8	0.6	2	0	4	34.9
Boone, Camyn	2012-13	27	52	1.9	45	1.7	6	13	5	39.0
Braun, Joshua	2014-18	122	1,714	14.0	565	4.6	140	74	91	42.7
Bretz, Gary	1971-72	26	64	2.5	76	2.9	4	0	4	36.0
Brewer, Gerry	1962-64	43	837	19.5	293	6.8	69	0	113	43.5
Briscoe, Chad	1991-93	58	1,313	22.6	215	3.7	224	6	155	51.0
Brower, Tim	1979-80	7	4	0.6	7	1.0	1	0	0	50.0
Brown, Garrett	2002-03	26	70	2.7	21	0.8	11	0	9	29.7
Brown, Isiah	2019-20	30	278	9.3	118	3.9	51	4	21	43.5
Brown, Phil	1963-65	33	256	7.8	135	4.1	17	0	25	42.2
Brumback, Everett	1949-50	-	9	-	0	0.0	0	0	0	100.0
Burdette, Scott	1973-75	63	223	3.5	83	1.3	115	0	68	39.4
Burnside, Joe	1968-70	52	881	16.9	184	3.5	99	0	83	44.7
Bush, Steve	1963-64	15	51	3.4	25	1.7	2	0	2	43.8
Buzzard, Bob	1961-62	17	161	9.5	61	3.6	10	0	22	32.0
Byron, Ron	1997-98	19	68	3.6	25	1.3	7	1	9	31.6

C

NAME	YEARS	G	PTS	PPG	REB	RPG	AST	BLK	STL	FG%
Campbell, Joe	1978-79	9	12	1.3	3	0.3	1	0	1	60.0
Capriotti, James	1994-95	9	14	1.6	9	1.0	3	0	1	16.7
Carlite, Jim	1966-67	14	137	9.8	14	1.0	9	0	11	37.6
Carr, Isaiiah	2022-23	9	8	0.9	16	1.8	1	8	3	28.6
Carr, Shaq	2016-18	48	220	4.6	97	2.0	121	5	27	48.4
Carranza, Frank	2002-04	50	154	3.1	98	2.0	38	4	20	34.1
Carrion, Adrian	2016-17	5	6	1.2	2	0.4	3	0	1	66.7
Carroll, Brad	2009-13	90	693	7.7	256	2.8	197	2	75	40.4
Carter, Billy	1982-84	57	396	6.9	132	2.3	52	0	0	43.5
Carter, Jim	1954-57	25	80	3.2	80	3.2	0	0	0	33.3
Carter, London	2007-08	5	8	1.6	3	0.6	1	0	0	40.0
Carter, Maurice	1990-92	58	1,040	17.9	191	3.3	102	10	68	43.3
Cathey, Curtis	1994-95	11	64	5.8	33	3.0	9	3	6	37.9
Cecil, Dave	1984-85	28	229	8.2	208	7.4	34	24	16	47.2
Chambers, Shansan	2006;09	34	210	6.2	46	1.4	58	0	26	43.4
Chaney, Tariq	1999-00	15	7	0.5	8	0.5	6	0	1	0.0
Chase, Bob	1969-71	33	257	7.8	63	1.9	33	0	26	45.0
Cherry, Taeshon	2021-pres	28	149	5.3	86	3.1	30	6	26	36.3
Chin, Marques	2000-01	19	65	3.4	44	2.3	35	3	17	31.8
Churchill, Jeff	1976-80	75	152	2.0	91	1.2	19	0	2	43.1
Clark, Darion	2016-17	20	156	7.8	132	6.6	5	6	16	52.2
Collins, Jim	1969-71	54	415	7.7	295	5.5	7	0	6	44.1
Conner, Jerry	1961-63	41	207	5.0	272	6.6	17	0	37	33.7
Cook, Jim	1961-63	42	373	8.9	120	2.9	37	0	47	41.7
Cordova, Joe	1962-63	4	12	3.0	7	1.8	2	0	0	25.0
Corley, Bob	1966-67	17	37	2.2	20	1.2	2	0	1	50.0
Corley, Guy	1994-96	57	278	4.9	234	4.1	55	8	15	55.3
Costello, Chris	2000-01	22	66	3.0	36	1.6	13	11	6	46.0
Craig, Larry	1982-83	5	2	0.4	0	0.0	1	0	0	16.7
Craig, Les	1975-76	7	12	1.7	4	0.6	1	0	1	40.0
Crain, Johnny	1957-58	2	0	0.0	1	0.5	0	0	0	0.0
Crow, Jerry	1954-55	3	14	4.7	12	4.0	0	0	0	33.3
Cuen, David	2008-09	23	325	14.1	131	5.7	25	13	36	43.4
Cuen, Eric	2008-09	26	222	8.5	150	5.8	48	30	33	50.0
Currier, Dillon	2011-12	4	3	0.8	2	0.5	1	0	0	0.0
Currier, Travis	2009-12	15	4	0.3	2	0.1	1	1	0	100.0

D

NAME	YEARS	G	PTS	PPG	REB	RPG	AST	BLK	STL	FG%
Dahlberg, Jeremy	2003-04	19	23	1.2	6	0.3	2	0	6	31.3
Date, Parker	2017-18	3	1	0.3	1	0.3	0	0	0	0.0
Datessio, Ron	1987-88	18	1	1.7	9	0.5	13	1	2	41.9
Daty, Sam	2013-15	34	141	4.1	71	2.1	91	5	21	44.5
Daniels, Arthur	1999-02	79	576	7.3	385	4.9	87	38	61	45.0
Darrington, Craig	1971-73	50	192	3.8	124	2.5	20	0	10	44.3
Daugherty, Kevin	2008-09	24	52	2.2	21	0.9	25	1	5	32.8
Davis, Blake	2011-2014	86	508	5.9	310	3.6	111	39	53	39.4
Davis, Bob	1949-53	24	59	2.5	1	0.1	0	0	0	90.0
Davis, De'Andre	2014-16	63	378	6.0	137	2.2	119	9	47	48.9
Davis, Prileu	2004-05	29	391	13.5	86	3.0	67	4	30	44.5
Davis, Richard	2005-07	56	973	17.4	169	3.0	117	4	61	44.9
Davis, Rick	1983-85	36	96	2.7	79	2.2	17	0	7	54.7
Dawson, Ed	1976-78	27	49	1.8	15	0.6	25	0	13	33.3
Daye, Mike	2003-05	41	318	7.8	258	6.3	21	10	19	46.7
Dean, Howard	1954-58	60	730	12.2	199	3.3	13	0	21	35.9
Dean, T.C.	1956-59	64	1,210	18.9	1,063	16.6	38	0	55	52.4
Deines, Bob	1957-59	40	757	18.9	136	3.4	43	0	113	43.2
Dempster, Brandon	2007-09	50	387	7.7	140	2.8	60	11	28	44.2
Dixon, Mikey	2019-21	41	403	9.8	90	2.2	59	1	16	39.6
Dobrzanski, Jovian	2000-02	53	507	9.6	101	1.9	81	5	45	36.7
Dollar, Lee	1966-67</									

E

NAME	YEARS	G	PTS	PPG	REB	RPG	AST	BLK	STL	FG%
Edmonds, Prince	1997-99	53	641	12.1	202	3.8	155	12	96	44.7
Edwards, Andre	1989-90	32	362	11.3	171	5.3	68	10	39	48.6
Ellis, Walter	2021-23	55	222	4.0	101	1.8	26	4	18	47.6
Ellsworth, Drew	2004-05	22	84	3.8	23	1.0	6	0	9	36.8
Embry, Tom	1960-61	2	0	0.0	1	0.5	0	0	0	0.0
Enge, Robert	1987-89	51	496	9.7	357	7.0	35	26	33	53.7
Ernst, Gary	1968-70	37	425	11.5	225	6.1	37	0	17	50.0
Eshelman, Don	1955-57	10	50	5.0	23	2.3	0	0	0	29.2
Estelle, Jevon	2013-16	30	23	0.8	13	0.4	6	0	2	33.3
Everett, David	1971-76	107	969	9.1	467	4.4	191	0	192	47.8
Eymann, Chris	1992-94	53	231	4.4	128	2.4	16	10	6	53.3

F

NAME	YEARS	G	PTS	PPG	REB	RPG	AST	BLK	STL	FG%
Farmer, Stan	1968-70	44	111	2.5	114	2.6	11	0	22	42.5
Farrell, Charlie	1978-80	56	608	10.9	378	6.8	154	0	106	43.4
Faver, Fred	1961-62	1	0	0.0	0	0.0	0	0	0	0.0
Fearen, Ray	1982-83	28	108	3.9	66	2.4	15	0	0	44.8
Fetters, Micah	2011-13	23	20	0.9	5	0.2	5	0	2	32.0
Fierros, Manny	2007-08	5	26	5.2	12	2.4	9	0	2	36.4
Finke, Michael	2018-19	31	375	12.1	157	5.1	43	2	9	53.9
Finke, Tim	2018-19	34	118	3.5	97	2.9	30	4	12	36.7
Finney, Tyrone	1994-96	57	527	9.2	116	2.0	105	5	76	45.0
Foote, Ernie	1965-68	72	553	7.7	131	1.8	41	0	64	34.7
Foreman, Justin	2011-14	80	502	6.3	206	2.6	71	5	56	40.8
Forrest, Bayard	1972-76	122	2,195	18.0	1,544	12.7	421	0	140	53.5
Forrest, Dan	1950-54	70	838	12.0	342	4.9	0	0	0	47.6
Forrest, Jon	1973-77	108	365	3.4	256	2.4	58	0	26	39.2
Forrest, Nelson	1949-55	44	513	11.7	228	5.2	0	0	0	51.1
Forrest, Truett	1972-76	91	138	1.5	104	1.1	47	0	27	38.4
Fossum, Dub	1962-66	69	373	5.4	95	1.4	33	0	42	36.5
Foster, Alyx	2009-10	28	23	0.8	23	0.8	9	2	6	24.2
Frank, Noel	1960-62	31	388	12.5	245	7.9	38	0	48	41.4
Franklin, Jim	1953-55	42	287	6.8	195	4.6	0	0	0	32.7
Frayser, Oscar	2016-21	121	970	8.0	515	4.3	150	93	118	43.2
French, Bill	1963-65	44	779	17.7	383	8.7	45	0	41	45.3
Fudge, Jeff	1985-86	27	227	8.4	63	2.3	83	3	56	48.5



Bayard Forrest led Grand Canyon to an NAIA title before playing for the Suns

G

NAME	YEARS	G	PTS	PPG	REB	RPG	AST	BLK	STL	FG%
Gagnon, Duane	1965-69	96	1,490	15.5	847	8.8	45	0	85	44.2
Gaines, Cliff	1989-91	53	298	5.6	170	3.2	50	17	20	64.1

Gallagher, Bob	1985-88	91	834	9.2	527	5.8	95	73	72	51.5
Gantt, Bobby	1985-86	25	114	4.6	32	1.3	63	0	39	45.1
Garcia, Ralph	1950-51	1	4	4.0	0	0.0	0	0	0	0.0
Gardner, Jack	1950-52	15	26	1.7	0	0.0	0	0	0	100.0
Garner, Dante	2001-03	48	282	5.9	207	4.3	57	18	29	38.7
Garrison, Jerome	2011-15	119	1,265	10.6	311	2.6	185	44	64	44.2
Gast, Keith	1969-70	15	38	2.5	13	0.9	3	0	3	37.8
Geer, Nathan	1995-96	10	12	1.2	8	0.8	4	0	5	20.0
Geeders, Gijs	1989-90	31	191	6.2	163	5.3	16	60	8	56.5
George, Bill	1956-57	3	0	0.0	1	0.3	0	0	0	0.0
George, Rufus	1957-58	1	2	2.0	0	0.0	0	0	0	100.0
Gerdes, Raef	2018-22	35	16	0.5	5	0.1	7	0	1	22.2
Gilbert, Archie	1956-57	10	43	4.3	57	5.7	0	0	0	22.5
Gilchrist, Wayne	1980-82	56	497	8.9	153	2.7	110	0	43	44.0
Gillette, Tony	1996-97	29	315	10.9	177	6.1	30	12	34	52.3
Gilliam, Gary	1960-63	66	636	9.6	418	6.3	67	0	47	40.9
Gillis, Bryan	1982-83	31	288	9.3	167	5.4	14	0	0	59.0
Glaze, Grandy	2015-16	33	461	14.0	290	8.8	26	0	18	59.6
Glenn, Andray	2005-08	79	503	6.4	253	3.2	25	13	9	58.0
Golleher, Michael	2008-09	25	40	1.6	36	1.4	7	4	8	41.9
Gonzales, David	2006-08	36	256	7.1	70	1.9	44	1	21	48.9
Gonzales, Josh	1994-96	57	295	5.2	70	1.2	70	3	58	34.9
Goodere, Justin	1999-00	11	2	0.2	7	0.6	1	0	0	20.0
Gorraiz, Pete	1951-54	46	285	6.2	87	1.9	0	0	0	44.0
Gottlieb, Dan	2000-01	13	15	1.2	19	1.5	2	1	0	70.0
Graves, John	1983-84	20	180	9.0	80	4.0	21	0	0	47.6
Graves, Ricky	1984-85	17	35	2.1	4	0.2	29	0	13	50.0
Gray, Bob	1956-57	24	180	7.5	126	5.3	0	0	0	38.1
Gray, Brian	1980-82	55	155	2.8	237	4.3	42	0	0	30.1
Green, Curtis	2003-05	56	397	7.1	151	2.7	140	4	50	35.6
Greene, Devon	2006-07	22	254	11.5	88	4.0	30	11	19	43.9
Greene, Mike	1986-87	37	428	11.6	239	6.5	37	23	59	51.1
Greer, Bert	1950-54	64	348	5.4	49	0.8	0	0	0	62.7
Greer, Ricky	2003-05	33	22	0.7	27	0.8	4	3	3	41.7
Grindatto, Jean-Marc	1983-84	28	118	4.2	48	1.7	9	0	0	56.5
Grothaus, Mike	2004-06	32	51	1.6	60	1.9	72	1	11	31.6
Gutierrez, Fredy	1993-94	26	148	5.7	41	1.6	42	0	16	37.6

H

NAME	YEARS	G	PTS	PPG	REB	RPG	AST	BLK	STL	FG%
Haddow, Mike	1973-75	63	1,015	16.1	232	3.7	125	0	81	47.5
Hall, Andre	1997-99	54	457	8.5	295	5.5	30	94	23	49.2
Hall, George	1976-78	61	926	15.2	558	9.1	63	0	42	49.6
Hall, Nelson	1985-86	4	18	4.5	3	0.8	5	0	0	31.8
Hall, Royce	2003-04	26	417	16.0	102	3.9	40	0	38	40.2
Hamilton, Danny	1983-84	1	0	0.0	0	0.0	0	0	0	0.0
Hanley, Terry	1962-66	84	619	7.4	186	2.2	57	0	44	43.9
Hansen, Nathan	1995-98	80	182	2.3	193	2.4	40	150	38	51.1
Harris, Sean	2001-03	54	620	11.5	130	2.4	110	10	66	39.7
Harrison, Ray	2022-pres	36	640	17.8	143	4.0	128	7	24	44.2
Harrison, Toby	1981-82	9	24	2.7	21	2.3	1	0	0	62.5
Harrison, Wayne	1974-77	18	23	1.3	18	1.0	3	0	3	31.8
Hayes, Chester	1990-94	115	1,076	9.4	286	2.5	292	7	131	45.9
Hegler, Bill	1956-59	34	38	1.1	45	1.3	0	0	7	21.7
Helton, Eugene	1971-73	58	406	7.0	137	2.4	128	0	50	40.5
Helton, J.C.	1965-68	76	526	6.9	191	2.5	172	0	139	38.3
Henderson, Reggie	1984-85	9	32	3.6	23	2.6	8	2	7	46.7
Henige, Bob	1985-87	60	385	6.4	319	5.3	52	26	56	56.8
Herrington, Hank	1977-79	26	42	1.6	26	1.0	9	0	1	40.5
Hersha, Derek	1995-97	38	57	1.5	48	1.3	12	5	13	36.9
Hester, Seneca	1998-99	25	53	2.1	23	0.9	18	0	15	45.0
Hightower, Rodney	1973-75	63	694	11.0	501	8.0	158	0	74	46.5
Hill, Bob	1952-56	89	1,080	12.1	810	9.1	0	0	0	37.2
Hill, Dane	2008-09	27	51	1.9	62	2.3	57	0	35	37.5
Hodo, Dewan	1983-84	2	0	0.0	1	0.5	0	0	0	0.0
Holm, George	1975-77	56	466	8.3	285	5.1	79	0	29	46.3
Holt, Dennis	1966-67	6	11	1.8	6	1.0	2	0	1	33.3
Holthaus, Todd	1991-93	56	599	10.7	275	4.9	30	35	44	59.3
Hopewell, Allen	1968-69	1	0	0.0	0	0.0	0	0	0	0.0
Hudgens, Trent	1992-94	27	40	1.5	21	0.8	21	1	11	33.3
Hunter, Brian	2002-04	29	176	6.1	110	3.8	12	3	13	46.0

HISTORY » ALL-TIME ROSTER & STATS

NAME	YEARS	G	PTS	PPG	REB	RPG	AST	BLK	STL	FG%
Igiehon, Aidan	2021-23	56	143	2.6	166	3.0	7	20	8	49.1
Inman, Spencer	1998-00	54	532	9.9	133	2.5	61	5	54	40.5
Irvine, Jim	1970-74	115	1,420	12.3	764	6.6	229	0	210	42.7

NAME	YEARS	G	PTS	PPG	REB	RPG	AST	BLK	STL	FG%
Jackson, Matt	2014-19	116	481	4.1	329	2.8	105	28	34	41.2
Jackson, Mickey	1956-57	4	2	0.5	3	0.8	0	0	0	20.0
Jackson, Olint	1951-52	10	3	0.3	0	0.0	0	0	0	0.0
Jackson, Ray	1977-85	72	146	2.0	117	1.6	5	5	5	51.0
Jackson, Roger	1963-65	9	13	1.4	7	0.8	1	0	1	50.0
Jakes, David	1963-64	12	18	1.5	15	1.3	0	0	5	25.0
Jaksic, Miroslav	2014-15	13	36	2.8	16	1.2	0	4	0	51.7
James, Darrell	1984-87	91	298	3.3	143	1.6	68	6	55	45.6
Janssen, John	2000-03	70	541	7.7	323	4.6	45	25	41	57.5
Jenkins, Lorenzo	2019-20	30	231	7.7	101	3.4	26	4	10	43.1
Johns, Rodney	1986-88	71	954	13.4	265	3.7	285	18	161	54.4
Johnson, Carlos	2018-20	64	949	14.8	291	4.5	99	18	62	47.1
Johnson, Chris	2010-12	33	205	6.2	73	2.2	30	5	11	44.1
Johnson, Craig	1987-89	72	909	12.6	168	2.3	455	18	118	50.2
Johnson, Davin	1997-98	21	44	2.1	13	0.6	7	0	10	45.2
Johnson, Estevan	1993-94	28	81	2.9	39	1.4	8	3	6	36.4
Johnson, Mike	1989-92	36	127	3.5	87	2.4	8	2	8	51.3
Johnston, Jim	1961-64	19	89	4.7	78	4.1	3	0	10	36.3
Jones, Carlton	1967-69	45	329	7.3	290	6.4	19	0	27	46.3
Jones, Derek	1989-91	63	512	8.1	276	4.4	37	12	18	51.9
Jones, Dorman	1983-84	6	51	8.5	19	3.2	2	0	0	60.0
Jones, Elliot	1982-83	21	231	11.0	50	2.4	84	0	0	46.8
Jones, John	1990-93	52	287	5.5	171	3.3	56	14	23	39.7
Jones, Steve	1988-90	64	426	6.7	230	3.6	82	25	48	53.3
Joyce, James	1975-76	21	26	1.2	30	1.4	1	0	1	42.9
Juarez, Isaiiah	2014-15	6	2	0.3	1	0.2	1	0	0	50.0

NAME	YEARS	G	PTS	PPG	REB	RPG	AST	BLK	STL	FG%
Kanis, Brad	2007-08	26	187	7.2	102	3.9	9	47	4	48.1
Karre, Milee	2005-09	105	666	6.3	245	2.3	194	2	62	37.3
Karuletwa, Jack	1993-94	8	10	1.3	10	1.3	1	2	0	21.4
Kay, Wickie	1954-55	3	8	2.7	7	2.3	0	0	0	57.1
Kennedy, Kevin	1984-85	25	321	12.8	117	4.7	32	3	14	51.4
Key, Damon	1999-00	5	18	3.6	14	2.8	4	0	2	26.7
King, Leland	1985-86	3	5	1.7	3	1.0	1	0	0	50.0
Knight, Steve	1960-61	20	12	0.6	8	0.4	4	0	5	20.0
Knighton, Touré	1997-01	102	1,032	10.1	544	5.3	211	29	152	42.8
Knox, Al	1953-55	20	239	12.0	82	4.1	0	0	0	36.7
Knox, Kobe	2021-23	32	162	5.1	55	1.7	33	24	15	50.9
Kopke, Jerry	1955-56	-	2	-	4	-	0	0	0	0.7
Kovacic, Emilio	1987-88	30	289	9.6	172	5.7	9	44	15	54.7
Kulovitz, Bob	1982-83	31	203	6.5	114	3.7	14	0	0	49.4
Kyle, Anthony	1992-93	26	50	1.9	70	2.7	16	17	9	47.8

NAME	YEARS	G	PTS	PPG	REB	RPG	AST	BLK	STL	FG%
Lamb, Terry	1979-81	59	424	7.2	151	2.6	123	0	63	45.9
Landers, Logan	2022-23	14	28	2.0	19	1.4	6	0	1	54.5
Langford, Eric	1994-96	57	949	16.6	387	6.8	139	23	74	51.9
Larson, Killian	2012-14	61	874	14.3	626	10.3	51	17	30	52.2
Lawal, Abidemi	1977-78	6	3	0.5	2	0.3	1	0	0	14.3
Lawson, Glen	1950-51	4	1	0.3	0	0.0	0	0	0	0.0
Layne, Charles	1967-68	6	11	1.8	5	0.8	0	0	5	27.3
Leach, Ken	1959-60	10	36	3.6	16	1.6	1	0	3	38.5
Lebeck, Ken	1985-86	4	31	7.8	24	6.0	0	1	1	35.0
Ledbetter, Mart	1973-74	6	8	1.3	3	0.5	1	0	0	37.5
Ledbetter, Mike	1987-89	69	837	12.1	239	3.5	176	4	64	50.5
Lee, Bryan	2004-07	83	785	9.5	455	5.5	76	147	62	61.5
Lever, Alessandro	2017-21	122	1,629	13.4	603	4.9	193	27	47	48.5
Lewis, Ron	1964-68	22	44	2.0	27	1.2	2	0	4	28.8
Lindsey, Benny	1959-62	65	1,235	19.0	827	12.7	97	0	154	44.4
Ljeskovic, Uros	2015-16	22	51	2.3	25	1.1	2	2	6	50.0
Llamas, Horacio	1994-96	57	931	16.3	536	9.4	127	172	55	54.3
Lloyd, Liam	2020-22	30	44	1.5	33	1.1	18	1	9	38.1

Lopez, Dave	1967-68	17	141	8.3	53	3.1	16	0	28	44.8
Lopez, Mario	1988-89	28	233	8.3	180	6.4	37	49	33	58.7
Lowery, Jeff	2012-14	35	111	3.2	39	1.1	43	1	28	57.4
Lowery, Joshua	2012-13	31	412	13.3	110	3.5	106	1	38	45.5
Luster, Rick	1972-73	5	6	1.2	0	0.0	0	0	0	100.0

NAME	YEARS	G	PTS	PPG	REB	RPG	AST	BLK	STL	FG%
Magee, Dominic	2015-16	22	158	7.2	46	2.1	34	0	17	37.7
Majerle, Ryan	2014-16	66	392	5.9	140	2.1	38	11	15	42.5
Makinde, Ladi	2006-08	54	364	6.7	170	3.1	182	14	50	46.3
Manning, Vincent	1991-93	50	128	2.6	16	0.3	16	0	5	39.7
Martin, Dan	1976-77	24	70	2.9	30	1.3	6	0	9	49.2
Martin, Gerard	2015-19	119	497	4.2	355	3.0	236	36	113	38.6
Martin, Harry	1958-62	35	68	1.9	35	1.0	6	0	14	33.8
Mattson, Gary	1957-61	71	1,010	14.2	634	8.9	27	0	46	40.5
Mayberry, Robert	1981-82	19	150	7.9	20	1.1	19	0	0	46.7
McClinton, Ray	1993-94	13	11	0.8	9	0.7	1	1	0	71.4
McConnell, Cameron	2007-08	5	10	2.0	8	1.6	0	0	4	37.5
McCormick, Charles	1979-81	59	363	6.2	133	2.3	95	0	51	43.7
McCormick, Charlie	1968-71	46	227	4.9	183	4.0	32	0	36	42.9
McCowan, Lee	1999-00	26	212	8.2	80	3.1	49	11	13	40.8
McDaniel, David	1989-90	34	452	13.3	98	2.9	109	3	46	39.3
McFerran, Ted	1980-81	5	2	0.4	2	0.4	1	0	1	0.0
McGlothan, Gabe	2019-pres	89	879	9.9	593	6.7	64	37	48	50.2
McGough, Bryon	1951-53	26	54	2.1	9	0.3	0	0	0	63.0
McGovern, Sean	1991-92	7	0	0.0	3	0.4	0	0	4	0.0
McGruder, Brandon	2008-09	22	202	9.2	30	1.4	37	3	12	40.1
McIver, Steve	1980-82	53	316	6.0	177	3.3	99	0	17	52.6
McKinney, Anthony	1981-83	54	333	6.2	161	3.0	42	0	0	48.7
McKinney, Rhon	1990-91	20	51	2.6	27	1.4	18	0	6	50.0
McMillan, Chance	2020-23	89	644	7.2	226	2.5	143	8	52	44.3
Mead, Randy	1982-85	56	287	5.1	191	3.4	64	24	16	49.2
Meeks, Elbert	1992-94	59	604	10.2	155	2.6	288	16	116	40.6
Menefee, Jerry	1950-56	77	999	13.0	226	2.9	0	0	0	42.9
Merkel, Steve	1968-69	1	0	0.0	0	0.0	0	0	0	0.0
Midtgaard, Asbjørn	2020-21	24	340	14.2	233	9.7	16	30	9	70.7
Miller, Dow	1949-50	1	0	0.0	0	0.0	0	0	0	0.0
Miller, Everett	1960-61	4	2	0.5	5	1.3	0	0	0	100.0
Miller, Zach	1999-00	29	178	6.1	53	1.8	86	2	32	31.2
Miller-Moore, Sean	2020-22	54	312	5.8	217	4.0	77	11	30	53.3
Milstead, Damari	2017-19	60	469	7.8	107	1.8	150	6	58	41.5
Mitchell, Cleveland	1985-86	27	188	7.0	83	3.1	25	1	19	52.1
Mitchell, Dwain	1970-71	15	47	3.1	16	1.1	3	0	2	39.0
Mohammed, Caliph	2002-06	69	160	2.3	74	1.1	32	5	19	41.9
Monteverde, Rod	1984-86	60	985	16.4	293	4.9	161	6	141	46.7
Mooney, Anthony	1995-96	26	135	5.2	34	1.3	26	1	14	44.5
Moore, Blake	2008-09	17	62	3.6	24	1.4	9	1	4	45.1
Moorer, Chuck	1976-78	54	163	3.0	61	1.1	50	0	34	37.5
Mora, Justin	1997-99	42	228	5.4	84	2.0	49	11	16	34.1
Morgan, Cecil	1951-52	3	0	0.0						

1999-00	29	278	9.6	158	5.4	52	7	13	37.9	
Motsinger, Tom	1985-86	15	104	6.9	83	5.5	6	1	5	56.6
Mullins, Kenny	1999-01	50	368	7.4	47	0.9	57	5	19	34.8
Murphy, Glenn	1949-50	1	5	5.0	0	0.0	0	0	0	100.0
Murphy, Jim	1966-68	39	138	3.5	91	2.3	10	0	11	47.1
Murphy, Mark	1996-97	29	235	8.1	43	1.5	31	1	40	45.8

N

NAME	YEARS	G	PTS	PPG	REB	RPG	AST	BLK	STL	FG%
Neill, Aaron	1993-94	28	281	10.0	70	2.5	33	7	19	41.8
Nelson, Cooper	2009-11	10	2	0.2	0	0.0	0	0	0	33.3
Nelson, Jim	1966-68	34	76	2.2	95	2.8	4	0	2	32.2
Nelson, Ryan	2004-06	52	604	11.6	233	4.5	387	11	97	46.2
Newman, Ronnie	2001-03	51	196	3.8	49	1.0	87	0	49	34.8
Newsom, Damien	2001-02	20	42	2.1	23	1.2	5	6	6	42.5
Ngoundjo, Gaby	2009-11	58	440	7.6	335	5.8	36	75	36	51.0
Nikolaus, D.L.	1965-66	21	96	4.6	41	2.0	10	0	13	37.0
Nite, Ted	1968-70	46	158	3.4	61	1.3	42	0	29	35.7
Nix, Paul	1960-63	15	10	0.7	7	0.5	2	0	4	22.2
Noble, Bobby	1993-95	57	348	6.1	292	5.1	31	10	23	63.6
Norris, Al	1992-93	13	32	2.5	11	0.8	4	0	2	37.5
Nudo, Kenzo	2016-17	9	35	3.9	12	1.3	3	0	2	26.0
Nurumbi, Engen	2008-09	27	405	15.0	180	6.7	35	33	39	50.0

O

NAME	YEARS	G	PTS	PPG	REB	RPG	AST	BLK	STL	FG%
Oats, Jeff	1984-85	32	113	3.5	57	1.8	19	4	12	50.5
Odeh, Maen	2004-05	27	96	3.6	72	2.7	20	5	12	50.6
Odiambo, Joseph	1988-89	8	5	0.6	4	0.5	2	0	2	50.0
Offerman, Brent	1956-58	26	57	2.2	27	1.0	0	0	7	23.0
O'Guinn, Mike	1995-97	26	110	4.2	44	1.7	16	1	13	53.1
Okafor, Tobe	2014-15	5	4	0.8	5	1.0	0	3	0	20.0
Okpoh, Bryce	2019-21	39	76	1.9	106	2.7	10	12	7	43.3
Okugo, Akachi	2013-14	29	107	3.7	42	1.4	63	1	13	26.1
Oliphant, Blair	1987-89	74	563	7.6	411	5.6	78	24	58	61.3
Oliver, Mike	1999-00	4	0	0.0	1	0.3	0	0	0	0.0
Ondigo, Joshua	1988-92	119	751	6.3	571	4.8	36	137	31	48.5
Osborne, Mike	1974-78	100	595	6.0	272	2.7	154	0	80	42.7
Otis, Kevin	1997-99	54	120	2.2	78	1.4	11	8	18	46.0
Ouedraogo, Yvan	2021-23	57	251	4.4	359	6.3	21	28	29	46.9

P

NAME	YEARS	G	PTS	PPG	REB	RPG	AST	BLK	STL	FG%
Pappas, Jim	1977-79	48	69	1.4	19	0.4	39	0	15	46.2
Pappas, Steve	1974-76	57	116	2.0	59	1.0	79	0	29	47.7
Parish, Brad	1983-84	22	27	1.2	22	1.0	4	0	0	60.0
Payne, Richard	1967-68	6	20	3.3	1	0.2	0	0	1	37.5
Payne, Wayman	1981-82	15	20	1.3	10	0.7	12	0	0	42.1
Peoples, Darrell	1991-93	55	735	13.4	405	7.4	165	16	95	53.9
Pettaway, Jason	2004-05	8	19	2.4	10	1.3	1	0	5	61.5
Pickrel, Braylon	2010-13	80	608	7.6	340	4.3	37	87	22	49.0
Pile, Allen	1963-65	42	208	5.0	103	2.5	40	0	45	38.6
Pittman, Carter	1981-83	33	100	3.0	86	2.6	23	0	0	51.3
Pitts, Denford	1949-50	-	81	-	0	0.0	0	0	0	100.0
Plaisier, Mark	2005-06	23	49	2.1	40	1.7	5	5	9	71.0
Polk, Will	2002-03	27	81	3.0	32	1.2	52	1	13	41.2
Polk, Willie	1977-79	61	670	11.0	138	2.3	252	0	85	52.6
Poole, Duane	1975-77	18	46	2.6	25	1.4	16	0	1	52.6
Pope, Dana	1993-94	26	642	24.7	184	7.1	74	5	33	56.2
Powell, Carl	1981-83	54	333	6.2	146	2.7	64	0	0	46.1
Prettyman, Leigh	1969-70	23	51	2.2	22	1.0	11	0	5	37.7
Price, Bill	1976-80	117	869	7.4	862	7.4	193	0	93	51.2
Prock, Dan	1967-68	14	85	6.1	37	2.6	1	0	4	43.8
Pyers, Jim	1979-83	102	1,100	10.8	191	1.9	250	0	28	52.0

Q

NAME	YEARS	G	PTS	PPG	REB	RPG	AST	BLK	STL	FG%
Quay, Bob	1951-52	7	0	0.0	0	0.0	0	0	0	0.0

R

NAME	YEARS	G	PTS	PPG	REB	RPG	AST	BLK	STL	FG%
Ramirez, Tareq	2005-06	13	61	4.7	17	1.3	10	1	6	42.3
Ramos, Marco	2009-10	32	199	6.2	104	3.3	36	4	22	47.0
Reed, Larry	1995-97	55	433	7.9	188	3.4	120	6	58	43.1
Reno, Mike	1970-71	19	58	3.1	32	1.7	10	0	9	37.1
Rhymes, J.J.	2019-20	12	65	5.4	43	3.6	14	1	1	40.4
Rice, Jim	1967-71	98	1,023	10.4	891	9.1	43	0	36	43.5
Ricketts, Mike	1979-81	31	91	2.9	31	1.0	19	0	7	35.6
Riggins, Jabari	2000-04	96	499	5.2	155	1.6	252	1	63	38.5
Rising, Melvin	1952-56	88	1,117	12.7	781	8.9	0	0	0	34.8
Rissi, John	1979-81	48	218	4.5	169	3.5	29	0	15	46.4
Robbins, Barret	2010-13	84	192	2.3	244	2.9	33	22	25	38.6
Roberts, Jerry	1955-56	-	1	-	6	-	0	0	0	0.0
Robinett, Clarence	1950-54	65	675	10.4	155	2.4	0	0	0	52.4
Rock, Jim	1957-58	16	70	4.4	47	2.9	5	0	14	40.0
Rogers, Dennie	1980-81	28	70	2.5	27	1.0	25	0	6	38.6
Ross, Gerard	1978-80	58	491	8.5	317	5.5	31	0	39	54.0
Ross, Joe	1952-53	5	0	0.0	2	0.4	0	0	0	0.0
Rucker, George	1985-86	7	22	3.1	22	3.1	1	1	2	41.7
Russell, DeWayne	2014-17	85	1,249	14.7	276	3.2	423	9	119	40.7



DeWayne Russell averaged 21.2 points in his senior campaign

S

NAME	YEARS	G	PTS	PPG	REB	RPG	AST	BLK	STL	FG%
Salazar, Alan	2008-09	1	0	0.0	0	0.0	0	0	0	0.0
Sanders, Ben	2013-14	6	10	1.7	3	0.5	2	0	0	50.0
Sankare, Ibrahim	2017-18	9	13	1.4	8	0.9	1	1	5	50.0
Santa Cruz, Rudy	1971-73	51	678	13.3	416	8.2	58	0	32	44.8
Schmidt, Dan	1974-76	60	143	2.4	132	2.2	31	0	6	43.2
Scipio, Ron	1983-84	20	56	2.8	14	0.7	13	0	0	46.8
Scott, Nate	1997-99	50	336	6.7	241	4.8	64	10	34	44.8
Scroggins, Cecil	1985-87	65	639	9.8	466	7.2	32	79	35	58.9
Seamster, Buddy	1951-55	78	459	5.9	151	1.9	0	0	0	36.0
Self, Delbert	1957-58	1	0	0.0	0	0.0	0	0	2	0.0
Senitz, Rick	1968-70	16	26	1.6	25	1.6	8	0	8	37.9
Shannon, Quincy	1998-99	25	116	4.6	61	2.4	8	2	12	41.1
Shaw, Isaiah	2021-pres	7	31	4.4	11	1.6	4	0	2	44.0
Shikles, Don	1976-77	17	31	1.8	14	0.8	4	0	1	58.3
Shipp, Ed	1956-60	58	222	3.8	241	4.2	17	0	14	43.5
Shirley, Jim	1962-63	15	43	2.9	28	1.9	4	0	4	47.6
Showers, Mark	1983-85	16	17	1.1	8	0.5	4	0	0	46.2
Shuey, Tom	1994-95	15	92	6.1	70	4.7	23	11	7	47.4
Simmons, Shelton	1994-97	54	139	2.6	156	2.9	33	3	15	59.0
Singleton, Ron	1986-87	38	726	19.1	100	2.6	125	3	60	45.6

HISTORY » ALL-TIME ROSTER & STATS

Slade, George	1977-80	42	392	9.3	184	4.4	27	0	26	52.5
Smith, Hap	1978-80	57	224	3.9	164	2.9	66	0	18	46.2
Smith, Kerwin	2014-18	78	244	3.1	203	2.6	4	23	13	58.2
Smith, Quinn	2018-19	2	0	0.0	0	0.0	0	0	0	0.0
Smith, Rashad	2020-pres	11	41	3.7	6	0.5	10	0	4	53.8
Smith, Sonny	2005-06	5	21	4.2	4	0.8	2	0	3	50.0
Somers, Del	2001-03	51	882	17.3	279	5.5	72	41	65	45.2
Sorenson, Lew	1955-58	44	540	12.3	555	12.6	6	0	33	38.3
South, Lynn	1962-66	88	761	8.6	420	4.8	42	0	51	39.0
Speckman, Joel	1991-93	57	353	6.2	119	2.1	74	8	43	40.0
Speed, Kyle	2010-12	52	608	11.7	130	2.5	178	5	70	44.0
Spry, Ethan	2019-22	22	12	0.5	10	0.5	2	0	1	45.5
Staples, Cornell	1982-84	51	406	8.0	252	4.9	89	0	0	49.8
Stevenson, Kevin	2004-05	17	73	4.3	59	3.5	8	2	11	50.8
Steward, Anthony	1989-90	33	449	13.6	58	1.8	79	3	45	44.3
Stewart, Murphy	2001-03	31	73	2.4	66	2.1	6	22	4	46.4
Stoglin, James	1984-85	8	26	3.3	6	0.8	3	0	2	58.3
Stokes, Nate	1976-78	61	892	14.6	458	7.5	186	0	143	50.3
Stone, Jayden	2020-22	30	102	3.4	41	1.4	25	0	11	39.3
Stout, Bob	1974-76	63	705	11.2	434	6.9	77	0	33	54.2
Stringer, H.K.	1949-51	9	85	9.4	0	0.0	0	0	0	100.0
Stroman, Terrance	2002-03	26	53	2.0	53	2.0	14	3	15	39.3
Stromvall, Jason	2005-07	56	550	9.8	218	3.9	71	4	39	49.6
Sullivan, Bill	1965-68	75	884	11.8	733	9.8	61	0	42	44.6
Swain, Emil	2004-05	28	205	7.3	57	2.0	59	6	16	52.4
Swenton, Matt	2000-01	12	9	0.8	8	0.7	1	1	4	50.0
Swindle, Larry	1963-64	2	6	3.0	1	0.5	0	0	0	100.0
Swinford, Mike	1968-70	46	657	14.3	151	3.3	102	0	78	43.9
Sy-Savane, Cheick	2016-18	8	12	1.5	1	0.1	0	0	0	30.8

T

NAME	YEARS	G	PTS	PPG	REB	RPG	AST	BLK	STL	FG%
Tackett, Ron	1958-59	20	135	6.8	61	3.1	12	0	36	32.3
Tadema, Cliff	1974-75	7	20	2.9	16	2.3	1	0	1	60.0
Taylor, Charlie	1961-62	6	32	5.3	11	1.8	3	0	5	27.9
Taylor, Eric	1988-91	92	814	8.8	512	5.6	71	31	47	52.5
Tchatchoua, Rony	2009-11	58	436	7.5	141	2.4	39	18	47	54.9
Teague, Bernie	1971-72	28	196	7.0	88	3.1	29	0	44	40.3
Thomas, Ken	1957-60	45	156	3.5	135	3.0	18	0	31	33.7
Thompson, Dwaine	1993-94	6	7	1.2	7	1.2	0	0	0	27.3
Thompson, Orrin	1960-61	3	2	0.7	4	1.3	0	0	0	50.0
Thompson, Richard	1964-65	7	66	9.4	61	8.7	9	0	4	38.6
Tidmore, Maynard	1959-62	65	737	11.3	640	9.8	49	0	64	33.5
Toure, Boubacar	2015-16	8	35	4.4	30	3.8	0	4	1	44.8
Traylor, Jack	1968-69	24	257	10.7	203	8.5	9	0	17	38.8
Trevino, Rod	1988-89	1	4	4.0	0	0.0	0	0	0	100.0
Tripp, Homer	1975-76	13	20	1.5	13	1.0	1	0	0	45.0
Tucker, Kevin	1983-85	63	343	5.4	85	1.3	123	5	31	43.5
Turner, Doug	1958-60	43	478	11.1	114	2.7	42	0	52	38.1
Turner, Eddie	1999-02	81	841	10.4	483	6.0	74	77	67	54.4
Turner, Milton	1967-68	12	34	2.8	23	1.9	1	0	2	39.5

U

NAME	YEARS	G	PTS	PPG	REB	RPG	AST	BLK	STL	FG%
Upton, Greg	1968-71	74	543	7.3	532	7.2	27	0	26	46.8

V

NAME	YEARS	G	PTS	PPG	REB	RPG	AST	BLK	STL	FG%
Vander Ploeg, Steve	1972-75	28	49	1.8	34	1.2	6	0	3	40.0
Vaughn, Mike	1988-89	1	0	0.0	0	0.0	0	0	0	0.0
Vernon, Keonta	2015-18	99	838	8.5	631	6.4	93	71	80	51.8
Vinson, Joe	1992-93	13	49	3.8	47	3.6	3	2	6	47.6
Vujas, Mike	1969-70	4	4	1.0	9	2.3	1	0	0	14.3

W

NAME	YEARS	G	PTS	PPG	REB	RPG	AST	BLK	STL	FG%
Waddell, Ron	1966-67	20	108	5.4	58	2.9	11	0	11	40.4
Wahlstrom, Dave	1994-95	20	21	1.1	8	0.4	0	2	3	26.1
Walker, Demetrius	2013-14	9	152	16.9	50	5.6	20	1	9	41.9
Walker, Tom	1949-50	1	2	2.0	0	0.0	0	0	0	100.0
Walton, Michael	1983-84	7	8	1.1	10	1.4	0	0	0	42.9
Ward, Gary	1985-87	34	99	2.9	36	1.1	14	1	7	45.6

Ware, Gary	1987-88	22	416	18.9	142	6.5	73	23	33	49.4
Warren, Bo	1962-66	78	1,095	14.0	700	9.0	89	0	83	42.5
Warren, Kevin	1984-86	56	1,118	20.0	235	4.2	166	4	53	52.1
Washington, Juwan	2016-17	3	4	1.3	0	0.0	0	0	0	100.0
Waston, Bob	1949-50	1	0	0.0	0	0.0	0	0	0	0.0
Weaver, Joe	1963-64	2	0	0.0	1	0.5	0	0	0	0.0
Webb, Brian	2001-02	3	2	0.7	3	1.0	0	0	0	33.3
Welch, Mike	1981-82	28	147	5.3	93	3.3	16	0	0	53.8
Wells, Scott	1983-84	6	2	0.3	0	0.0	0	0	0	100.0
Wesolowski, Justin	2009-12	83	616	7.4	475	5.7	99	22	60	48.5
Wesson, Jim	1956-57	5	4	0.8	6	1.2	0	0	0	33.3
Wheeler, Mark	1988-89	24	43	1.8	38	1.6	26	0	7	48.3
White, Darius	1949-50	1	14	14.0	0	0.0	0	0	0	100.0
White, Darius	1992-93	17	30	1.8	14	0.8	8	1	5	30.0
White, Grant	2015-16	14	27	1.9	6	0.4	4	1	0	31.0
Wilcox, Earl	1969-73	53	469	8.8	241	4.5	94	0	36	46.8
Williams, Brian	1983-84	30	444	14.8	83	2.8	63	0	0	46.9
Williams, Chris	1986-87	6	96	16.0	14	2.3	19	0	10	44.2
Williams, Danl	1987-89	53	960	18.1	196	3.7	105	19	38	48.0
Williams, Dave	1959-60	6	6	1.0	7	1.2	0	0	2	28.6
Williams, John	1996-97	28	122	4.4	110	3.9	28	13	26	39.4
Williford, Darryl	1988-90	65	571	8.8	155	2.4	103	5	52	47.9
Winters, Bill	1954-55	2	8	4.0	6	3.0	0	0	0	44.4
Witherill, Nick	2009-12	82	733	8.9	176	2.1	119	4	77	38.2
Wittmer, Roy	1957-58	3	15	5.0	2	0.7	0	0	0	60.0
Wolf, Greg	1972-73	20	64	3.2	29	1.5	4	0	3	56.8
Woods II, Holland	2021-22	29	429	14.8	72	2.5	88	4	27	41.6
Woods, Maurice	1985-86	16	31	1.9	34	2.1	19	0	17	35.9
Woolridge, Royce	2014-15	32	338	10.6	88	2.8	72	3	29	45.6
Wyatt, James	1964-66	33	172	5.2	172	5.2	15	0	8	37.6
Wynn, Fletcher	2010-11	25	126	5.0	57	2.3	49	4	12	51.5



Kevin Warren played at GCU before going on to become the commissioner of the Big Ten Conference

X

NAME	YEARS	G	PTS	PPG	REB	RPG	AST	BLK	STL	FG%
Xzaviero, Derrick Michael	2022-pres	-	-	-	-	-	-	-	-	-

Y

NAME	YEARS	G	PTS	PPG	REB	RPG	AST	BLK	STL	FG%
Yokley, Dawaine	1986-87	24	61	2.5	13	0.5	13	0	7	42.1
Young, Danny	1985-87	35	157	4.5	48	1.4	39	7	9	47.6
Youngbloom, Jim	1957-58	1	2	2.0	0	0.0	0	0	0	0.0

Z

NAME	YEARS	G	PTS	PPG	REB	RPG	AST	BLK	STL	FG%
Zdor, Dima	2020-22	41	91	2.2	99	2.4	7	14	7	54.3
Zuilhof, Jake	2011-14	33	46	1.4	45	1.4	2	7	4	55.6
Zuniga, Enrique	1997-99	54	580	10.7	190	3.5	110	14	91	48.9

Bold denotes current players



HISTORY » ALL-TIME NUMERICAL ROSTER

00

Somers, Delano	2002-03
Dobrzanski, Jovian	2000-01
McCowan, Lee	1999-2000
Steward, Mevlin	1998-99
Allen, Jerry	1996-98
Geer, Nathan	1994-95
Karuletwa, Jack	1993-94
Norris, Al	1992-93

0

Harrison, Ray	2022-pres
Miller-Moore, Sean	2020-22
Rhymes, J.J.	2018-20
Carr, Shaq	2016-18
Russell, DeWayne	2014-17
Carroll, Brad	2009-13

1

Zavierro, Derrick Michael	2022-pres
Zdor, Dima	2020-22
Brown, Isiah	2018-20
Aidoo, Fiifi	2016-18
Glaze, Grandy	2015-16
Juarez, Isaiiah	2014-15
Walker, Demetrius	2013-14
Fetters, Micah	2010-13
Benson, T.J.	2009-10

2

Curry, Sydney	2023-pres
McMillian, Chance	2020-23
Drechsel, Trey	2018-19
Braun, Joshua	2014-18
Lowery, Jeff	2012-14

3

Knox, Kobe	2021-23
Dixon, Mikey	2019-21
Dale, Parker	2017-18
Washington, Juwan	2016-17
White, Grant	2015-16
Daly, Sam	2013-15
Morin, Steve	2012-13
Speed, Kyle	2010-12
Nelson, Cooper	2009-10
Hill, Dane	2008-09
Davis, Richard	2005-07
Green, Curtis	2004-05
Riggins, Jabari	2000-04
Miller, Zach	1999-2000
Hester, Seneca	1998-99
Zuniga, Enrique	1997-98
Murphy, Mark	1996-97
Gonzales, Josh	1994-96
Hayes, Chester	1990-94
Steward, Anthony	1989-90
Johnson, Craig	1987-89

4

Frayar, Oscar	2016-21
Majerle, Ryan	2013-16
Johnson, Chris	2010-12

5

Wur, Lök	2023-pres
Blackmon, Jalen	2021-22
Bangai, Louis	2019-20
Jackson, Matt	2014-19
Foreman, Justin	2011-14
Wynn, Fletcher	2010-11
Ngoundjo, Gaby	2009-10
Greene, Mike	1986-87
Fudge, Jeff	1985-86
Carter, Billy	1983-84

6

Flaggs, Malcolm	2023-pres
------------------------	------------------

7

Grant-Foster, Tyon	2023-pres
---------------------------	------------------

8

Moore, Collin	2023-pres
----------------------	------------------

10

Blacksheer Jr., Jovan	2019-pres
Milstead, Damari	2017-18
Magee, Dominic	2015-16
Estelle, Jevon	2013-14
Lowery, Joshua	2012-13
Morin, Steve	2009-12
Chambers, Shansan	2006-07, 08-09
Fierros, Manny	2007-08
Nelson, Ryan	2004-06
Showers, Mark	1984-85
Williams, Bryan	1983-84
Pyers, Jim	1979-83
Bartzis, Pete	1978-79
Moorer, Chuck	1976-78
Everett, David	1974-76
Luster, Rick	1972-74
Teague, Bernie	1971-72
Acker, Joe	1970-71
Burnside, Joe	1968-70
Helton, J.C.	1966-68
Fossum, Dub	1962-66
Martin, Harry	1959-62
Eshelman, Don	1955-57
Winters, Bill	1954-55
Baker, Sharky	1953-54
McGough, Byron	1951-53

11

Shaw, Caleb	2023-pres
Woods II, Holland	2021-22
Smith, Rashad	2020-21
Milstead, Damari	2018-19
Benson, Casey	2017-18
Davis, De'Andre	2014-16
Pickrel, Braylon	2010-13
Dempster, Brandon	2007-09
Grothaus, Mike	2004-05, 06-07
Graves, Ricky	1984-85
Stoglin, James	1984-85
Showers, Mark	1983-84
Tucker, Kevin	1983-84
Martin, Harry	1958-59
Sorensen, Lew	1955-58
Seamster, Buddy	1952-55

12

Josephs, Marquese	2023-pres
Blumbergs, Roberts	2017-19
Toure, Boubacar	2015-17
Alexander, Daniel	2013-15
Ngoundjo, Gaby	2010-11
Doughy, Cramer	2009-10
Singleton, Ron	1986-87
Woods, Maurice	1985-86
Henderson, Reggie	1984-85
Craig, Larry	1982-83
Mayberry, Robert	1981-82
Benion, David	1979-80
Bacon, Richard	1975-79
Everett, David	1971-72, 73-74
Burdette, Scott	1974-75
Wilcox, Earl	1972-73
Lloyd, Jackson	1970-71
Senitza, Rick	1968-70
Lopez, Dave	1967-68
Cortey, Bob	1966-67
Hanley, Terry	1962-66
Embry, Tom	1960-61
Blake, Jack	1959-60
Bisbee, Chuck	1955-59
Wittmer, Roy	1957-58
Gorraiz, Pete	1952-54
Knox, Al	1953-54

13

Iqiehon, Aidan	2021-23
Jenkins, Lorenzo	2019-20
Sankare, Ibrahim	2016-18
Ljeskovic, Uros	2015-16
Green, Curtis	2003-04
Newman, Ronnie	2001-03
Janssen, John	2000-01
Dittrich, Seth	1999-2000
Zuniga, Enrique	1998-99
Barquin, Bill	1996-98
Reese, Mackie	1994-95
Gutierrez, Fredy	1993-94
Peoples, Darrell	1991-93
Jones, John	1990-91
Taylor, Eric	1989-90
Dyer, Mark	1987-88
Lopez, Mario	1988-89
Dean, T.C.	1956-59
Rising, Melvin	1952-56

14

Stone, Jayden	2021-22
Okugo, Akachi	2013-14
Karre, Milee	2005-09
Yokley, Dawaine	1986-87
Gantt, Bobby	1985-86
Treat, Kris	1984-85
Wells, Scott	1983-84
Pittman, Carter	1982-83
Ricketts, Mike	1979-81
Pappas, Jim	1977-79
Shikles, Don	1976-77
Forrest, Truett	1972-76
Heiple, John	1971-72
Prettyman, Leigh	1969-71
Footie, Ernie	1965-68
Staub, Roger	1964-65
Weaver, Joe	1963-64
Brown, Phil	1962-63
Buzzard, Bob	1961-62
Turner, Doug	1959-60
Thomas, Ken	1958-59
Offerman, Brent	1956-58

Dean, Howard	1954-56
Ross, Joe	1952-53

15

Gerdes, Raef	2018-22
Sy-Savane, Cheick	2016-18
Toure, Boubacar	2014-15
Brooks, Derreck	2012-13
Currier, Travis	2011-12
Tchatchoua, Rony	2009-11
Dahlberg, Jeremy	2003-04
Harris, Sean	2001-03
Baker, Kweli	1999-2001
Edmonds, Prince	1997-99
Finney, Tyrome	1994-96
Meeke, Elbert	1992-94
Allison, Joey	1990-91
Dyer, Mark	1989-90
Dunlap, Darren	1987-88
James, David	1984-85
Turner, Doug	1958-59
Thomas, Ken	1957-58
George, Bill	1956-57
Menefee, Jerry	1955-56
Franklin, Jim	1953-55
Davis, Bob	1949-53

16

Mattson, Gary	1958-59
Baker, Doug	1957-58
Shipp, Ed	1956-58
Menefee, Jerry	1952-53, 54-55

17

Baker, Doug	1955-57, 58-59
Kay, Wickie	1954-55
Greer, Bert	1950-54

18

Hegler, Bill	1956-59
Roberts, Jerry	1955-56
Forrest, Nelson	1949-51, 53-55

19

Carter, Jim	1954-57
-------------	---------

20

Bauman, Noah	2022-23
Geer, Nathan	1995-96
Dallessio, Ron	1986-87
Monteverde, Rod	1984-86
Scipio, Ron	1983-84
Powell, Carl	1981-83
Benjamin, Vic	1981-82
Baker, Robin	1979-80
Campbell, Joe	1978-79
Dawson, Ed	1976-78
Burdette, Scott	1973-74
Helton, Eugene	1970-73
Swinford, Mike	1968-70
Payne, Richard	1967-68
Carlile, Jim	1966-67
Helton, J.C.	1965-66
Lewis, Ron	1964-65
Swindle, Larry	1963-64
Gilliam, Gary	1961-63
Mattson, Gary	1959-61
Deines, Bob	1957-59
Gilbert, Archie	1956-57
Kopke, Jerry	1955-56

Baker, Sharky 1952-53

21

Amenhauser, Noah 2023-pres
Landers, Logan 2022-23
Lloyd, Liam 2020-22
Smith, Kerwin 2014-18
Garrison, Jerome 2011-15
Nelson, Cooper 2010-11
Duliakas, Brandon 2009-10
Tackett, Ron 1958-59
Mattson, Gary 1957-58
Jackson, Mickey 1956-57
Baker, Charlie 1952-56

22

Baker, Josh 2022-pres
Stone, Jayden 2020-21
Allen, Nehemiah 2017-18
Carrion, Adrian 2015-17
Woolridge, Royce 2014-15
Wesolowski, Justin 2009-12
Morrison, Ty 2007-08
Lee, Bryan 2003-07
Garner, Dante 2001-03
Chin, Marques 2000-01
Inman, Spencer 1998-2000
O'Guinn, Mike 1996-97
Mooney, Anthony 1995-96
Odihambo, Joseph 1990-91
McDaniel, David 1989-90
Ledbetter, Mike 1987-89
Mead, Randy 1982-83, 84-85
Payne, Wayman 1981-82
McCormick, Charlie 1979-81
Babcock, David 1978-79
Osborne, Mike 1974-78
Babcock, Rob 1972-74
Bridges, Eric 1971-72
Reno, Mike 1970-71
Nite, Ted 1968-70
Turner, Milton 1967-68
Nikolaus, Gerald 1965-67
Brewer, Gerry 1962-64
Taylor, Charlie 1961-62
Miller, Everett 1960-61
Thomas, Ken 1959-60
Shipp, Ed 1958-59
Dean, Howard 1956-58
Hill, Bob 1952-56

23

Carr, Isaiah 2022-23
Johnson, Carlos 2018-20
Clark, Darion 2016-17
Estelle, Jevon 2014-16
Whitehead, Ryan 2013-14
Robbins, Barret 2010-13
Daugherty, Kevin 2008-09
Gonzales, David 2005-09
Smith, Sonny 2005-06
Davis, Prileu 2004-05
Wesson, Jim 1956-57
Robinett, Clarence 1950-54

24

Brennan, Duke 2023-pres
Ouedraogo, Yvan 2021-23
Okpoh, Bryce 2019-21
Finke, Tim 2018-19
Vernon, Keonta 2015-18
Foster, Alyx 2009-10

Carter, Londen 2007-09
McGruder, Brandon 2008-09
Greene, Devon 2006-07
Mohammed, Caliph 2005-06
Pettaway, Jason 2004-05
Young, Danny 1985-87
Tucker, Kevin 1984-85
Davis, Rick 1983-84
Fearan, Ray 1982-83
McIver, Scott 1980-82
Lamb, Terry 1979-81
Arvizu, Ray 1977-79
Martin, Dan 1976-77
Craig, Les 1975-76
Haddow, Mike 1973-75
Vander Ploeg, Steve 1972-73
Garza, John 1971-72
McCormick, Charlie 1970-71
Lewis, Ron 1965-68
French, Bill 1963-65
Cook, Jim 1961-63
Knight, Steve 1960-61
Aycock, Lloyd 1959-60
Gray, Bob 1956-57
Forrest, Dan 1950-54

25

Lever, Alessandro 2017-21
Tolson, Zach 2015-16
Jaksic, Miroslav 2013-15
Currier, Dillon 2011-13
Currier, Travis 2009-11
Williams, Chris 1986-87
King, Leland 1985-86
Staples, Cornell 1983-84

30

McGlothlin, Gabe 2019-pres
Potk, Will 2002-04
Dobrzanski, Jovian 2001-02
Chaney, Tariq 1999-2000
Shannon, Quincy 1998-99
Byron, Rudy 1997-98
Archbold, Kenny 1994-97
Johnson, Estevan 1993-94
Barnett, Andre 1992-93
McKinney, Rhon 1990-91
Scroggins, Cecil 1985-87
Grindatto, Jean-Marc 1983-85
Jones, Elliot 1982-83
Gilchrist, Wayne 1980-82
Farrell, Charlie 1978-80
Lawal, Abidemi 1977-78
Holm, George 1975-77
Tadema, Cliff 1974-75
Alvarado, Andy 1973-74
Bateman, Kelly 1971-72
Wolf, Greg 1972-73
Chase, Bob 1969-71
Layne, Charles 1967-68
Holt, Dennis 1966-67
Nikolaus, D.L. 1965-66
Brown, Phil 1963-65
Shirley, Jim 1962-63
Tidmore, Maynard 1959-62

31

Spry, Ethan 2019-22
Adams, Jeremy 2013-14
O'Guinn, Mike 1995-96
Odihambo, Joseph 1989-90
Oliphant, Blair 1987-89

32

Larson, Killian 2011-14
Ramos, Marco 2009-10
Cuen, Eric 2008-09
Bogan, Rudy 2006-08
Ramirez, Tareq 2005-06
Swain, Emil 2004-05
Hall, Royce 2003-04
Brown, Garrett 2002-03
Key, Damon 1999-2000
Scott, Nate 1997-99
Cathey, Curtis 1994-95
Pope, Dana 1993-94
Wildenborg, Ethan 1992-93
Williford, Darryl 1988-90
Johns, Rodney 1986-88
Mitchell, Cleveland 1985-86
Cecil, Dave 1984-85
Boatright, Mike 1980-84
Smith, Hap 1978-80
Stokes, Nate 1976-78
Tripp, Homer 1975-76
Bateman, Kelly 1973-75
Baxter, Rodney 1971-73
Gast, Keith 1969-71
Murphy, Jim 1966-68
Warren, Bo 1962-66
Frank, Noel 1960-62
Leach, Ken 1959-60

33

Shaw, Isaiah 2021-pres
Midtgaard, Asbjorn 2020-21
Moore, Blake 2008-09
Stromvall, Jason 2005-07
Ellsworth, Drew 2004-05
Carranza, Frank 2002-04
Costello, Chris 2000-01
Moss-Kelly, Steve 1999-2000
Mora, Justin 1997-99
Reed, Larry 1995-97
Barrs, Yul 1994-95
Neill, Aaron 1993-94
Briscoe, Chad 1991-93
Jones, Derek 1989-91
Williams, Dant 1987-89
Rucker, George 1985-86
Kennedy, Kevin 1984-85
Hodo, Dewan 1983-84

34

Cuen, David 2008-09
Makinde, Ladi 2006-08
Alonzo, Noé 2004-06
Capriotti, James 1994-95
Hudgens, Trent 1992-94
Carter, Maurice 1990-92
Allison, Joey 1989-90
Wheeler, Mark 1988-89
Datessio, Ron 1987-88
Warren, Kevin 1984-86
Carter, Billy 1982-83
Hamilton, Danny 1983-84
McFerran, Ted 1980-82
Slade, George 1977-78, 79-80
Barney, Matt 1978-79
Harrison, Wayne 1974-77
Ledbetter, Mart 1973-74
Lansman, Gary 1972-73
Mitchell, Dwain 1970-71
Vujas, Mike 1969-70
Gagnon, Duane 1965-69
Jakes, David 1963-64

Conner, Jerry 1960-63
Bonham, Dave 1959-60

35

Cherry, Taeshon 2021-22
Nudo, Kenzo 2015-17
Sanders, Ben 2013-14
Ward, Gary 1985-87
Oats, Jeff 1984-85
Graves, John 1983-84

40

Allen, Nehemiah 2016-17
Davis, Blake 2011-14
Newendyke, Paul 2010-11
Janssen, John 2001-03
Gottlieb, Dan 2000-01
Amoaku, Kwaku 1999-2000
Otis, Kelvin 1997-99
Simmons, Shelton 1994-97
Marks, Ramon 1993-94
Kyle, Anthony 1992-93
Gaines, Cliff 1990-91
Lebeck, Ken 1985-86
Davis, Rick 1984-85
McKinney, Anthony 1981-83
Brower, Tim 1979-80
Polk, Willie 1977-79
Miller, Dennis 1976-77
Joyce, James 1975-76
Hightower, Rodney 1973-75
Darrington, Craig 1972-73
Babcock, Rob 1970-72
Farmer, Stan 1968-70
South, Lynn 1962-63
Jackson, Roger 1963-65
Creech, Dave 1961-62
Thompson, Orrin 1960-61
Acton, Jim 1959-60

41

Plaisier, Mark 2005-06
Stevenson, Kevin 2004-05
Stroman, Ferrance 2002-03
Newsom, Damien 2001-02
Knighton, Touré 1997-2001
Hersha, Derek 1995-97
Wahlstrom, Dave 1994-95
Thompson, Dwaine 1993-94
Jones, John 1992-93
Trogni, John 1990-91
Gaines, Cliff 1989-90
Dyer, Mark 1988-89
Ware, Gary 1987-88

42

Martin, Gerard 2014-19
Hunter, Brian 2002-04
Turner, Eddie 1999-2002
Amoaku, Kwaku 1998-99
Hansen, Nathan 1995-98
Shuey, Tom 1994-95
Manning, Vincent 1991-93
Jones, Steve 1988-90
Henige, Bob 1985-88
Walton, Michael 1983-84
Staples, Cornell 1982-83
Gray, Brian 1980-82
Churchill, Jeff 1976-80
Schmidt, Dan 1974-76
Irvine, Jim 1970-74
Witcox, Earl 1969-70

HISTORY » ALL-TIME NUMERICAL ROSTER

Jones, Carlton	1967-69
Waddell, Ron	1966-67
Thompson, Richard	1964-65
Hill, Larry	1963-64
Bush, Steve	1962-63
Nix, Paul	1960-62
Wiley, Coy	1959-60

43

Finke, Michael	2018-19
Greene, Michael	1985-86

44

Fredrick, Rayner	2012-13
Witherill, Nick	2009-12
Glenn, Andray	2005-09
Mohammed, Caliph	2002-04
Daniels, Arthur	2000-02
Gottlieb, Dan	1999-2000
Hall, Andre	1997-99
Alexander, Bobby	1996-97
Cortley, Guy	1994-96
Hines, Don	1993-94
Speckman, Joel	1991-93
Taylor, Eric	1988-89, 90-91
Edwards, Andre	1989-90
Kovacic, Emilio	1987-88
James, Darrell	1984-87
Jones, Dormin	1983-84
Gillis, Bryan	1982-83
Pittman, Carter	1981-82
Price, Bill	1976-80
Stout, Bob	1974-76
Dunse, Steve	1971-74
Rice, Jim	1967-71
Dollar, Lee	1966-67
Wyatt, James	1964-66
Johnston, Jim	1963-64
Anfinson, Dave	1959-63

45

Houston, Jacoury	2002-03
Webb, Brian	2001-02
Mullins, Kenny	1998-2001
Johnson, Davin	1997-98
Noble, Bobby	1993-95
White, Darius	1992-93
Johnson, Mike	1989-92
Akre, Ron	1986-88
Ryan, Danny	1984-85

50

Okafor, Tobe	2014-15
Boone, Camryn	2012-13
Golleher, Michael	2008-09
Johns, Jesse	2005-06
Daye, Mike	2003-05
Stewart, Murphy	2001-03
Goodere, Justin	1998-2000
Fourie, Christian	1997-98
Williams, John	1996-97
Llamas, Horacio	1994-96
McClinton, Ray	1993-94
Eymann, Chris	1992-93
Ondigo, Joshua	1988-92
Gallagher, Bob	1985-88
Jackson, Ray	1978-79, 84-85
Parish, Brad	1983-84
Kulovitz, Bob	1982-83
Hightower, Nate	1981-82
Duncan, Tony	1979-81
Hall, George	1976-78
Forrest, Bayard	1972-76
Darrington, Craig	1971-72
Collins, Jim	1969-71
Traylor, Jack	1968-69
Nelson, Jim	1966-68
Barfield, Larry	1964-65
Bush, Steve	1963-64
Nix, Paul	1962-63
Johnston, Jim	1961-62
Gilliam, Gary	1960-61
Shipp, Ed	1959-60

51

none

52

Zuithof, Jake	2011-14
Jackson, Ray	1977-78, 82-83
Welch, Mike	1981-82
Ross, Gerard	1978-80
Forrest, Jon	1973-77
Santa Cruz, Rudy	1971-73
Upton, Greg	1968-71
Prock, Dan	1967-68
South, Lynn	1963-66
Lindsey, Ben	1959-62

53

none

54

Kanis, Brad	2007-08
Greer, Ricky	2003-05
Daniels, Arthur	1999-2000
Swenton, Matt	2000-01
Cox, Rob	1998-99
Gillette, Tony	1996-97
Langford, Eric	1994-96
Eymann, Chris	1993-94
Holthaus, Todd	1991-93
Geerders, Gijs	1989-90
Harrison, Toby	1981-83
Rissi, John	1979-81
Herrington, Hank	1977-79
Poole, Duane	1975-77
Vander Ploeg, Steve	1973-75
Bretz, Gary	1970-73
Ernst, Gary	1968-70
Sullivan, Bill	1965-68
Pile, Allen	1963-65
Cordova, Joe	1962-63
Aycock, Lloyd	1960-62
Williams, Dave	1959-60

55

Ellis, Walter	2021-23
Nurumbi, Engen	2008-09
Yato, Adeyemi, Dabi	2006-07
Odeh, Maen	2004-05
Enge, Robert	1987-89

▶▶ BIGGEST WINNING MARGINS

ALL-TIME

1	11/19/96	Arizona College of the Bible	D2	144-46	98
2	1/14/89	at West Coast Christian	NAIA	141-57	84
3	1/17/87	Wassuk	NAIA	142-64	78
4	2/21/23	Park (Ariz.)	D1	111-38	73
5	1/11/07	Southwestern College	D2	123-60	63
6	1/15/21	Bethesda	D1	121-62	59
7	11/26/22	Benedictine Mesa	D1	110-53	57
	2/6/06	Southwestern College	D2	114-57	57
9	12/9/88	Colorado Christian	NAIA	124-68	56
	2/12/55	at Cal Baptist Covina	NAIA	100-44	56
11	1/30/88	The Master's College	NAIA	115-61	54
12	1/11/96	Pacific Christian	D2	106-54	52
13	11/10/22	San Diego Christian	D1	101-50	51
	1/16/21	Bethesda	D1	98-47	51
15	11/16/13	Western New Mexico	D1	91-41	50
16	1/20/99	Cal Poly Pomona	D2	108-60	48
17	12/4/21	Mississippi Valley State	D1	91-44	47
	12/16/95	Clarke	D2	106-59	47
	2/11/75	New Mexico Highlands	NAIA	114-67	47
20	1/21/06	Southwestern	D2	110-65	45
	2/8/05	Southwestern	D2	101-56	45
	2/25/89	at Christian Heritage	NAIA	117-72	45
	1/7/83	Los Angeles Baptist	NAIA	93-48	45
24	11/28/87	at UC San Diego	NAIA	116-72	44
	1/17/81	Cal Lutheran	NAIA	90-46	44
	1/29/70	Colorado Mines	NAIA	122-78	44
27	11/17/07	at New Mexico Highlands	D2	91-48	43
	1/26/93	Pacific Christian	D2	132-89	43
	12/1/87	College of St. Thomas	NAIA	110-67	43
	1/29/82	Occidental	NAIA	98-55	43
	1/23/59	California Baptist	NAIA	99-56	43
32	11/10/18	Delaware State	D1	89-47	42
	2/2/06	Western New Mexico	D2	100-58	42
	1/6/94	Chaminade	D2	115-73	42
	12/5/87	Point Loma	NAIA	121-79	42
	2/8/58	at California Baptist	NAIA	87-45	42
37	2/16/80	College of Santa Fe	NAIA	103-62	41
	12/20/68	Southern Cal. (Vanguard)	NAIA	101-60	41
39	12/22/16	Arkansas-Pine Bluff	D1	89-49	40
	2/25/06	Notre Dame de Namur	D2	110-70	40
	1/2/93	UC Riverside	D2	105-65	40
	2/18/82	at California Baptist	NAIA	80-40	40
	1/9/82	California Baptist	NAIA	79-39	40
44	12/1/20	Mississippi Valley State	D1	88-49	39
	12/10/77	California Baptist	NAIA	109-70	39
	2/10/72	at La Verne	NAIA	94-55	39
	2/6/70	Southern Utah	NAIA	125-86	39

TOTALS

30+ point victories	127
Home	100
Away	22
Neutral	5
1950s	13
1960s	10
1970s	15
1980s	23
1990s	21
2000s	15
2010s	17
2020s	13
As NAIA team	64
As D2 team	34
As D1 team	29
Most in a season	(6, 4 times) 86-87, 87-88, 05-06, 20-21
40+ point victories	43
50+ point victories	17

AS DIVISION I TEAM

1	2/21/23	Park (Ariz.)	D1	111-38	73
2	1/15/21	Bethesda	D1	121-62	59
3	11/26/22	Benedictine Mesa	D1	110-53	57
4	11/10/22	San Diego Christian	D1	101-50	51
	1/16/21	Bethesda	D1	98-47	51
6	11/16/13	Western New Mexico	D1	91-41	50
7	12/4/21	Mississippi Valley State	D1	91-44	47
8	11/10/18	Delaware State	D1	89-47	42
9	12/22/16	Arkansas-Pine Bluff	D1	89-49	40
10	12/1/20	Mississippi Valley State	D1	88-49	39
11	1/23/21	at Dixie State	D1	81-46	35
12	3/12/21	vs. Seattle U	D1	81-47	34
	1/17/19	Chicago State	D1	80-46	34
	2/3/18	Chicago State	D1	89-55	34
	12/9/17	Grambling State	D1	87-53	34
	11/23/15	Mississippi Valley State	D1	94-60	34
17	11/19/22	Grambling	D1	81-48	33
	2/21/19	California Baptist	D1	91-58	33
	12/18/17	Mississippi Valley State	D1	71-38	33
	11/25/16	Coppin State	D1	70-37	33
	11/19/15	Alcorn State	D1	79-46	33
22	1/12/23	UT Arlington	D1	80-48	32
	1/17/17	San Diego Christian	D1	90-58	32
24	11/29/20	Benedictine Mesa	D1	94-63	31
	2/27/19	Eastern New Mexico	D1	95-64	31
	2/16/19	Chicago State	D1	90-59	31
27	12/21/17	Longwood	D1	86-56	30
	11/29/13	San Diego Christian	D1	91-61	30

DIVISION I VS. DIVISION I

1	12/4/21	Mississippi Valley State	D1	91-44	47
2	11/10/18	Delaware State	D1	89-47	42
3	12/22/16	Arkansas-Pine Bluff	D1	89-49	40
4	12/1/20	Mississippi Valley State	D1	88-49	39
5	1/23/21	at Dixie State	D1	81-46	35
6	3/12/21	vs. Seattle U	D1	81-47	34
	11/23/15	Mississippi Valley State	D1	94-60	34
	12/9/17	Grambling State	D1	87-53	34
	2/3/18	Chicago State	D1	89-55	34
	1/17/19	Chicago State	D1	80-46	34
11	11/19/22	Grambling State	D1	81-48	33
	11/19/15	Alcorn State	D1	79-46	33
	11/25/16	Coppin State	D1	70-37	33
	12/18/17	Mississippi Valley State	D1	71-38	33
	2/21/19	California Baptist	D1	91-58	33
16	1/12/23	UT Arlington	D1	80-48	32
17	2/16/19	Chicago State	D1	90-59	31
18	12/21/17	Longwood	D1	86-56	30


OUTLOOK

REVIEW

TEAM

THIS IS GCU

HISTORY



BAYARD FORREST

AT GCU: 1972-76

CENTER 6-10 235



AT GRAND CANYON

Year	GP	GS	MIN	MPG	TOTALS			3-POINT			FREE THROWS			REBOUNDING				PF	AST	APG	TO	BLK	STL	PTS	PPG
					FG	FGA	PCT	FG	FGA	PCT	FT	FTA	PCT	OFF	DEF	TOT	AVG								
1972-73 (Fr.)	29	--	--	--	205	409	50.1	--	--	--	90	130	69.2	131	289	420	14.5	85	64	2.2	56	--	34	500	17.2
1973-74 (So.)	30	--	--	--	227	427	53.2	--	--	--	91	117	77.8	125	259	384	12.8	71	137	4.6	70	--	38	545	18.2
1974-75 (Jr.)	33	--	--	--	257	457	56.2	--	--	--	88	136	64.7	157	258	415	12.6	92	101	3.1	78	--	37	602	18.2
1975-76 (Sr.)	30	--	--	--	222	410	54.1	--	--	--	104	151	68.9	86	239	325	10.8	66	119	4.0	67	--	31	548	18.3
Career Total	122	--	--	--	911	1,703	53.5	--	--	--	373	534	69.9	499	1,045	1,544	12.7	314	421	3.5	271	--	140	2,195	18.0

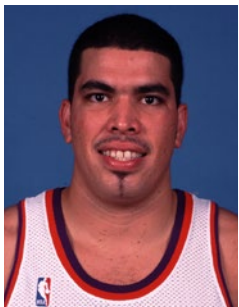
PRO CAREER

Year	Team	Lg	GP	GS	MIN	MPG	TOTALS			3-POINT			FREE THROWS			REBOUNDING				PF	AST	APG	TO	BLK	STL	PTS	PPG
							FG	FGA	PCT	FG	FGA	PCT	FT	FTA	PCT	OFF	DEF	TOT	AVG								
1977-78	Phoenix Suns	NBA	64	--	887	13.9	111	238	46.6	--	--	--	49	103	47.6	84	166	250	3.9	105	129	2.0	84	34	23	271	4.2
1978-79	Phoenix Suns	NBA	75	--	1,243	16.6	118	272	43.4	--	--	--	62	115	53.9	110	205	315	4.2	151	167	2.2	107	37	29	298	4.0
1979-80	Phoenix Suns	NBA																	---- did not play - injury (back) ----								
Career Total			139	--	2,130	15.3	229	510	44.9	--	--	--	111	218	50.9	194	371	565	4.1	256	296	2.1	191	71	52	569	4.1

OTHER NOTES

GCU accolades: 1975 NAIA national champion ... GCU's all-time leading scorer with 2,195 and rebounder with 1,544, career averages of 17.6 points and 12.6 rebounds ... first player inducted into the GCU Athletics Hall of Fame

Pro accolades: Played in 139 career games averaging 4.1 points and 4.1 rebounds per game in 15.3 minutes ... appeared in 16 playoff games including Phoenix's run to the Western Conference Finals in 1979.



HORACIO LLAMAS

AT GCU: 1994-96

CENTER 6-11 285



AT GRAND CANYON

Year	GP	GS	MIN	MPG	TOTALS			3-POINT			FREE THROWS			REBOUNDING				PF	AST	APG	TO	BLK	STL	PTS	PPG
					FG	FGA	PCT	FG	FGA	PCT	FT	FTA	PCT	OFF	DEF	TOT	AVG								
1994-95 (Jr.)	28	--	--	--	170	315	54.0	3	12	25.0	80	119	67.2	--	--	268	9.6	--	48	1.7	--	66	18	423	15.1
1995-96 (Sr.)	29	29	882	30.4	192	352	54.5	0	1	0.0	124	168	73.8	81	187	268	9.2	86	79	2.7	78	106	37	508	17.5
Career Total	57	--	--	--	362	667	54.3	3	13	23.1	204	287	71.1	--	--	536	9.4	--	127	2.2	--	172	55	931	16.3

PRO CAREER

Year	Team	Lg	GP	GS	MIN	MPG	TOTALS			3-POINT			FREE THROWS			REBOUNDING				PF	AST	APG	TO	BLK	STL	PTS	PPG
							FG	FGA	PCT	FG	FGA	PCT	FT	FTA	PCT	OFF	DEF	TOT	AVG								
1996-97	Phoenix Suns	NBA	20	2	101	5.1	15	28	53.6	0	0	0.0	4	8	50.0	4	14	18	0.9	25	4	0.2	11	5	10	34	1.7
1997-98	Phoenix Suns	NBA	8	0	42	5.3	8	21	38.1	1	3	33.3	7	10	70.0	4	14	18	2.3	14	1	0.1	9	3	1	24	3.0
Career Total			28	2	143	5.1	23	49	46.9	1	3	33.3	11	18	61.1	8	28	36	1.3	39	5	0.2	20	8	11	58	2.1

OTHER NOTES

GCU accolades: Career averages of 16.3 points and 9.4 rebounds per game in 28.8 minutes per game ... holds the single-game record with 10 blocks ... had 106 blocks in the 1996-97 season, the most ever at GCU.

Pro accolades: Became the first Mexican-born player to play in the NBA ... appeared in 28 career games, scored 58 career points and grabbed 36 rebounds with 11 blocks ... played with the Detroit Pistons and the Los Angeles Lakers in the NBA Summer League.



PAUL WESTPHAL

HEAD COACH AT GCU: 1986-88



AT GRAND CANYON

Year	School	Record
1986-87	Grand Canyon	26-12
1987-88	Grand Canyon	37-6
		63-18 (.778)

GCU accolades: Coached GCU to the 1988 NAIA national championship and a 37-6 record ... the 37 wins are the most by a coach in a single season at GCU ... held an 8-1 record in postseason games778 winning percentage is the highest by a GCU head coach.

NBA coaching record: 318-279 in 10 seasons


Pro accolades: In his first NBA season, led the Suns to a 62-20 record and an appearance in the 1993 NBA Finals against Michael Jordan and the Chicago Bulls ... made three straight playoff appearances with the Suns ... served as an assistant coach for the Suns, Dalas Mavericks and Brooklyn Nets ... owned a 27-22 record in the NBA playoffs.

AFTER GRAND CANYON

Year	Organization	Role
1988-92	Phoenix Suns	Assistant coach
1992-96	Phoenix Suns	Head coach
1998-01	Seattle SuperSonics	Head coach
2001-06	Pepperdine Waves	Head coach
2006-07	FOX Sports Net	Broadcaster
2007-08	Dallas Mavericks	Assistant coach
2008-09	Dallas Mavericks	Basketball operations
2009-12	Sacramento Kings	Head coach
2014-16	Brooklyn Nets	Assistant coach



Llamoso went on to become the first Mexican-born NBA player



Forrest declined D-I offers to play at a Christian school

OUTLOOK

REVIEW

TEAM

THIS IS GCU

HISTORY

ALL-TIME LISTING

Player	GCU years	Pro years	Pro countries	Pro teams
Bayard Forrest	1972-76	1977-79	United States	Phoenix Suns (NBA)
Horacio Llamas	1994-96	1996-98	United States	Phoenix Suns (NBA)
Daniel Alexander	2013-15	2016-19	United States, Sweden	Northern Arizona Suns (2016-17, G-League) Austin Spurs (2017-18, G-League) BC Lulea (2018-19, Sweden)
Grandy Glaze	2015-16	2016-20	Canada	Correcaminos (2016-17, Mexico) Caballeros de Culiacán (2017, Mexico) St. John's Edge (2017-18, Canada) Sudbury Five (2018-19, Canada) Edmonton Stingers (2019, Canada) Capitanes (2019, Mexico) Niaga (2020, Canada)
DeWayne Russell	2014-17	2017-pres	France, Germany, Italy	SLUC Nancy (2017-18, France) HARKO Merlins Craitsheim (2018-20, Germany) Treviso (2020-22, Italy) EWE Baskets Oldenburg (2022-pres, Germany)
Fiifi Aidoo	2016-18	2018-pres	Finland, Spain	Ura Basket (2018-19, Finland) Joensuun Kataja (2019-20, Finland) CB Benicarlo (2020-21, Spain) Nokia (2022-pres, Finland)
Casey Benson	2017-18	2018-pres	Slovenia, Bulgaria, Finland, Slovenia, Belgium	Hopsi Polzela (2018-19, Slovenia) Balkan (2019-20, Bulgaria) UU-Korihait (2019-20, Finland) KK Zlatorog Laško (2021-22, Slovenia) WIHA Panthers Schwenningen (2022-23, Germany) Leuven (2023-pres, Belgium)
Josh Braun	2013-18	2018-pres	Australia, Germany	Kalamunda Eastern Suns (2018-19, Australia) Eisbären Bremerhaven (2019-21, Germany)
Keonta Vernon	2015-18	2018-19	France	Toulouse BC (2018-19, France)
Trey Drechsel	2018-19	2019-pres	Serbia, Poland, Germany, Portugal	Mladost Zemun (2019-20, Serbia) Partizan Belgrade (2020-21, Serbia) Stal Ostrów Wielkopolski (2021-22, Poland) EWE Baskets Oldenburg (2022-23, Germany) Benfica (2023-pres, Portugal)
Michael Finke	2018-19	2019-pres	Poland, Netherlands, Greece, Japan	Legia Warszawa (2019-20, Poland) Zorg en Zekerheid Leiden (2020-21, Netherlands) Aris B.C. (2021-23, Greece) Yamagata (2023-pres, Japan)
Roberts Blumbergs	2017-19	2019-pres	Latvia, Spain, Greece	BK Valmiera (2019-20, Latvia) Betsafe/Liepaja (2020-21, Latvia) Chocolates Trapa Palencia (2021-22, Spain) Thessaloniki (2022-pres, Greece)
Alessandro Lever	2017-21	2021-pres	Italy	Pallacanestro Trieste (2021-23, Italy) Napoli (2023-pres, Italy)
Asbjørn Midtgaard	2020-21	2021-pres	Netherlands, Belgium	Zorg en Zekerheid Leiden (2021-22, Netherlands) Antwerp (2023-pres, Belgium)
Sean Miller-Moore	2020-22	2022-pres	Canada	Guelph Nighthawks (2022-23, Canada) Calgary (2023-pres, Canada)
Holland Woods II	2021-22	2022-pres	Qatar	Doha (2022-pres, Qatar)
Noah Baumann	2022-23	2023-pres	Austria	Kepfenberg (2023-pres, Austria)
Walter Ellis	2021-23	2023-pres	United States	Grand Rapids Gold (2023-pres, G-League)

This list is under construction. Email any additions or updates to josh.hauser@gcu.edu.



HISTORY » PLAYER GAME RECORDS

ALL-TIME

POINTS

1.	46	Ron Singleton	Western New Mexico	Feb. 3, 1987
2.	44	Chad Briscoe	Bridgeport	Nov. 27, 1992
	44	Ben Lindsey	La Verne	Feb. 17, 1962
4.	43	Doug Baker	La Verne	Feb. 15, 1957
5.	42	DeWayne Russell	(14) Louisville	Dec. 3, 2016

FIELD GOALS MADE

1.	18	Ben Lindsey	LaVerne	Feb. 17, 1962
----	----	-------------	---------	---------------

FIELD GOAL PERCENTAGE (min. 7 att.)

1.	Craig Johnson (10/10)	Drury	Feb. 18, 1989
2.	Horacio Llamas (9/9)	Colorado Christian	Nov. 20, 1995
	George Hall (9/9)	Northern Arizona	Jan. 17, 1978
4.	Jovan Blacksher Jr. (7/7)	Alcorn State	Nov. 29, 2022
	Joshua Braun (7/7)	Black Hills State	Nov. 17, 2015
	John Janssen (7/7)	CSU Dominguez Hills	Jan. 19, 2001

3-POINTERS

1.	9	Joshua Braun	Chicago State	Feb. 23, 2017
	9	Chad Briscoe	Chapman	Dec. 30, 1992
	9	Ron Singleton	Western New Mexico	Feb. 3, 1987

3-POINT PERCENTAGE (min. 5 att.)

1.	Kobe Knox (6/6)	vs. Sam Houston (WAC T)	March 10, 2023
	Nick Witherill (6/6)	at CSU Dominguez Hills	Nov. 17, 2009
	Craig Johnson (6/6)	Drury	Feb. 18, 1989
4.	Joshua Braun (5/5)	Black Hills State	Nov. 17, 2015
	Richard Davis (5/5)	San Francisco State	Feb. 20, 2006
	Tyrome Finney (5/5)	UC Riverside	Jan. 28, 1995
	Mike Ledbetter (5/5)	Southern Nazarene	Jan. 19, 1988

FREE THROWS MADE

1.	20	Doug Baker	Albuquerque	Jan. 26, 1957
----	----	------------	-------------	---------------

FREE THROW PERCENTAGE (min. 7 att.)

1.	14/14	Mike Haddow	Missouri-Kansas City	Dec. 19, 1974
----	-------	-------------	----------------------	---------------

REBOUNDS

1.	26	T.C. Dean	Phoenix College	Jan. 14, 1958
2.	24	Bayard Forrest	Claremont Mudd	Dec. 18, 1972

BLOCKS

1.	10	Horacio Llamas	Clarke	Dec. 16, 1995
----	----	----------------	--------	---------------

ASSISTS

1.	20	Ryan Nelson	Notre Dame de Namur	Feb. 25, 2006
2.	14	Elbert Meeks	Southern Colorado	Nov. 27, 1993
	14	Elbert Meeks	Chico State	March 13, 1993
	14	Craig Johnson	Colorado Christian	Dec. 9, 1989

STEALS

1.	10	Jeff Fudge	The Master's College	Nov. 16, 1985
----	----	------------	----------------------	---------------

DIVISION I

POINTS

1.	42	DeWayne Russell	Louisville	Dec. 3, 2016
2.	38	Ray Harrison	Utah Tech	Jan. 18, 2023
	38	Michael Finke	Eastern New Mexico	Feb. 27, 2019
4.	36	Michael Finke	at Kansas City	Feb. 14, 2019
5.	35	Gabe McGlothlan	vs. Seattle U (WAC T)	March 9, 2023
	35	Carlos Johnson	vs. Utah Valley (WAC T)	March 15, 2019

FIELD GOALS MADE

1.	16	Michael Finke	at Kansas City	Feb. 14, 2019
2.	14	Michael Finke	Eastern New Mexico	Feb. 27, 2019
	14	DeWayne Russell	Louisville	Dec. 3, 2016
4.	13	Gabe McGlothlan	vs. Seattle U (WAC T)	March 9, 2023
	13	Ray Harrison	Utah Tech	Jan. 18, 2023

FIELD GOAL PERCENTAGE (min. 7 att.)

1.	100%	Jovan Blacksher Jr. (7/7)	Alcorn State	Nov. 29, 2022
	100%	Sean Miller-Moore (8/8)	Bethesda	Jan. 15, 2021
	100%	Asbjørn Midtgaard (8/8)	Mississippi Valley State	Dec. 1, 2020
	100%	Keonta Vernon (8/8)	Grambling State	Dec. 9, 2017
	100%	Joshua Braun (7/7)	Black Hills State	Nov. 17, 2015

3-POINTERS

1.	9	Joshua Braun	Chicago State	Feb. 23, 2017
2.	7	Ray Harrison	Utah Tech	Jan. 18, 2023
	7	Joshua Braun	Utah Valley	Jan. 7, 2017
	7	Jerome Garrison	Kansas City	Feb. 27, 2014
5.	6	7 tied		

3-POINT PERCENTAGE (min. 5 att.)

1.	100%	Kobe Knox (6/6)	vs. Sam Houston (WAC T)	March 10, 2023
	100%	Casey Benson (5/5)	at UT Rio Grande Valley	Feb. 8, 2018
	100%	Joshua Braun (5/5)	Black Hills State	Nov. 17, 2015
4.	85.7%	Chance McMillian (6/7)	vs. Stephen F. Austin	Feb. 4, 2023
5.	83.3%	Carlos Johnson (5/6)	vs. Valparaiso (Paradise Jam)	Nov. 22, 2019
	83.3%	Gerard Martin (5/6)	Central Michigan	Dec. 3, 2015

FREE THROWS MADE

1.	17	Joshua Braun	Utah Valley	Jan. 16, 2016
2.	16	Jerome Garrison	Idaho	Jan. 23, 2014
3.	15	Jerome Garrison	CSU Bakersfield	Feb. 8, 2014
4.	14	Alessandro Lever	Seattle U	Feb. 22, 2018
	14	Alessandro Lever	at UT Rio Grande Valley	Feb. 8, 2018
	14	Joshua Braun	New Mexico State	Jan. 9, 2016

FREE THROW PERCENTAGE (min. 10 att.)

1.	100%	DeWayne Russell (13/13)	Alcorn State	Dec. 20, 2016
	100%	Joshua Braun (12/12)	Missouri-Kansas City	Feb. 18, 2016
	100%	Joshua Braun (11/11)	at UT Rio Grande Valley	Jan. 14, 2017
	100%	Jerome Garrison (11/11)	Seattle U	Jan. 25, 2014

REBOUNDS

1.	20	Killian Larson	at Idaho	Feb. 22, 2014
	20	Killian Larson	at Chicago State	Jan. 30, 2014
3.	18	Gabe McGlothlan	vs. Northern Iowa	Nov. 22, 2022
4.	17	Asbjørn Midtgaard	Grambling State	Nov. 25, 2020
	17	Killian Larson	at New Mexico State	March 6, 2014
	17	Demetrius Walker	Vanguard	Dec. 3, 2013
	17	Killian Larson	vs. Savannah State	Nov. 22, 2013

BLOCKS

1.	5	Kobe Knox	UTRGV	Feb. 15, 2023
	5	Asbjørn Midtgaard	at Tarleton	Jan. 9, 2021
	5	Daniel Alexander	CSU Bakersfield	Feb. 8, 2014
	5	Daniel Alexander	Seattle U	Jan. 25, 2014

ASSISTS

1.	12	DeWayne Russell	Omaha	Dec. 13, 2015
	12	DeWayne Russell	Mississippi Valley State	Nov. 23, 2015
3.	11	DeWayne Russell	Utah Valley	Jan. 7, 2017
	11	DeWayne Russell	UT Rio Grande Valley	Jan. 7, 2016

STEALS

1.	7	Jovan Blacksher Jr.	Grambling	Nov. 18, 2023
	7	Gerard Martin	Southern Illinois-Edwardsville	Nov. 28, 2016
3.	6	Taeshon Cherry	at Loyola Marymount	Nov. 29, 2021

▶▶ TEAM GAME RECORDS

ALL-TIME

POINTS

1.	144	Arizona College of the Bible	Nov. 19, 1996
2.	142	Wassuk	Jan. 17, 1986
3.	141	at West Coast Christian	Jan. 14, 1989
4.	134	Texas Lutheran	Dec. 28, 1985
5.	132	Pacific Christian	Jan. 26, 1993
6.	131	Nebraska-Kearney	Feb. 24, 1992
7.	125	Southern Utah State	Feb. 6, 1970
8.	124	Winona State	Jan. 1, 1993
	124	Colorado Christian	Dec. 9, 1988
10.	123	Southwestern College	Jan. 11, 2007
11.	122	Colorado School of Mines	Jan. 29, 1970
12.	121	Bethesda	Jan. 15, 2021
	121	Mesa State	March 4, 1990
	121	at Southern Utah State	Jan. 23, 1988
	121	Point Loma Nazarene	Dec. 5, 1987
16.	120	California Baptist	Dec. 17, 1965
17.	119	Cal Poly Pomona	Dec. 22, 1988
	119	at Vanguard	Feb. 5, 1980
19.	117	Christian Heritage	Feb. 25, 1989
20.	116	4 times	

FIELD GOALS MADE

1.	61	West Coast Christian	Jan. 14, 1989
----	----	----------------------	---------------

FIELD GOALS ATTEMPTED

1.	116	St. Michael's	Feb. 12, 1966
----	-----	---------------	---------------

FIELD GOAL PERCENTAGE

1.	.714 (40-56)	LaVerne	Dec. 10, 1994
----	--------------	---------	---------------

3PT MADE

1.	17	Prairie View A&M	Nov. 17, 2021
2.	15	Southern Colorado	Nov. 27, 1993
	15	CSU San Bernardino	Dec. 29, 2005
	15	Haskell College	Dec. 15, 2007

3-POINT PERCENTAGE

1.	.833 (5-6)	Biola	Dec. 29, 1990
----	------------	-------	---------------

FREE THROWS MADE

1.	44	Texas College	Nov. 18, 1985
----	----	---------------	---------------

FREE THROWS ATTEMPTED

1.	54	Master's College	Jan. 28, 1989
----	----	------------------	---------------

FREE THROW PERCENTAGE (min. 15 FTA)

1.	24-for-24	Biola	Feb. 12, 1977
----	-----------	-------	---------------

REBOUNDS

1.	78	California Baptist	Dec. 17, 1965
----	----	--------------------	---------------

ASSISTS

1.	40	West Coast Christian	Jan. 14, 1989
----	----	----------------------	---------------

STEALS

1.	34	Arizona College of the Bible	Nov. 19, 1997
----	----	------------------------------	---------------

DIVISION I

POINTS

1.	121	Bethesda	Jan. 15, 2021
2.	111	Park (Ariz.)	Feb. 21, 2023
3.	110	Benedictine Mesa	Nov. 26, 2022
4.	104	Omaha (OT)	Dec. 13, 2015
5.	103	at California Baptist	Feb. 8, 2020
6.	101	San Diego Christian	Nov. 10, 2022
7.	100	vs. Morgan State	Dec. 27, 2017

FIELD GOALS MADE

1.	49	Bethesda	Jan. 15, 2021
2.	43	Benedictine Mesa	Nov. 26, 2022
3.	41	Bethesda	Jan. 16, 2021
4.	39	Benedictine Mesa	Nov. 28, 2020
5.	38	four times	

FIELD GOALS ATTEMPTED

1.	79	at Boise State (20T)	Dec. 13, 2017
2.	77	at Chicago State	Jan. 28, 2017
	77	Omaha (OT)	Dec. 13, 2015
4.	75	Bethesda	Jan. 16, 2021

FIELD GOAL PERCENTAGE

1.	.700	Bethesda	Jan. 15, 2021
2.	.667	Abilene Christian	Feb. 17, 2023
3.	.654	William Jessup	Jan. 23, 2018
4.	.646	Black Hills State	Nov. 17, 2015

3PT MADE

1.	21	Park (Ariz.)	Feb. 21, 2023
2.	17	Prairie View A&M	Nov. 17, 2021
3.	16	Sam Houston (WAC Tournament)	March 10, 2023
4.	15	Benedictine Mesa	Nov. 26, 2022

3-POINT PERCENTAGE (min. 12 att.)

1.	.714	Abilene Christian (10/14)	Feb. 17, 2023
2.	.667	at Tulsa (10/15)	Dec. 18, 2013
3.	.650	vs. Southern Utah (13/20) (WAC Tournament)	March 11, 2023
4.	.630	Prairie View A&M (17/27)	Nov. 17, 2021
5.	.619	Arkansas-Pine Bluff (13/21)	Dec. 22, 2016

FREE THROWS MADE

1.	35	Idaho	Jan. 23, 2014
2.	33	Seattle U	March 7, 2015
	33	Portland State	Nov. 13, 2015

FREE THROWS ATTEMPTED

1.	43	Utah Valley	March 5, 2016
2.	41	at UT Rio Grande Valley	Jan. 14, 2017
	41	Idaho	Jan. 23, 2014

FREE THROW PERCENTAGE (min. 15 FT attempts)

1.	.941	at Wyoming (16/17)	Dec. 3, 2022
2.	.905	at Kansas City (19/21)	Jan. 19, 2020
	.905	Seattle U (19/21)	Feb. 22, 2018
	.905	Jackson State (19/21)	March 17, 2016
5.	.900	California Baptist (18/20)	Feb. 21, 2019

REBOUNDS

1.	59	Park (Ariz.)	Feb. 21, 2023
2.	57	Mississippi Valley State	Dec. 5, 2021
3.	52	Mississippi Valley State	Dec. 1, 2020
	52	Western New Mexico	Nov. 16, 2013

BLOCKS

1.	10	Seattle U	Jan. 25, 2014
2.	9	at Tarleton	Jan. 9, 2021

ASSISTS

1.	35	Bethesda	Jan. 15, 2021
2.	31	Eastern New Mexico	Feb. 27, 2019

STEALS

1.	14	Grambling	Nov. 18, 2022
	14	Bethesda	Jan. 16, 2021
	14	at UIC	Dec. 10, 2016

OUTLOOK

REVIEW

TEAM

THIS IS GCU

HISTORY

HISTORY » PLAYER SEASON RECORDS

ALL-TIME

POINTS

1. 747	Chad Briscoe	1992-93
2. 726	Ron Singleton	1986-87
3. 654	Wayne Bateman	1966-67
4. 642	Dana Pope	1993-94
5. 640	Ray Harrison	2022-23
640	Rodney Johns	1987-88
7. 602	Bayard Forrest	1974-75
8. 593	DeWayne Russell	2016-17
9. 582	Kevin Warren	1984-85
10. 566	Chad Briscoe	1991-92
11. 564	Joshua Braun	2015-16
12. 553	Noe Alonzo	2005-06
13. 552	Craig Johnson	1988-89
14. 550	Danl Williams	1987-88
15. 548	Bayard Forrest	1975-76

SCORING AVERAGE

1. 24.7	Dana Pope	1993-94
2. 24.2	Wayne Bateman	1966-67
3. 24.1	Chad Briscoe	1992-93
4. 23.3	Kevin Warren	1985-86
5. 23.2	Ben Lindsey	1961-62
6. 21.2	DeWayne Russell	2016-17
7. 21.0	Chad Briscoe	1991-92
8. 20.9	Gary Mattson	1960-61
9. 20.5	Danl Williams	1988-89
10. 20.5	Noe Alonzo	2005-06

FIELD GOALS MADE

1. 290	Wayne Bateman	1966-67
2. 278	Chad Briscoe	1992-93
3. 264	Dana Pope	1993-94
4. 263	Ron Singleton	1986-87
5. 257	Bayard Forrest	1974-75

FIELD GOAL PERCENTAGE

1. .707	Asbjørn Midtgaard	2020-21
2. .694	Bryan Lee	2005-06
3. .661	Blair Otiphant	1988-89
4. .605	Rodney Johns	1987-88
5. .604	Bob Henige	1986-87

3PT MADE

1. 107	Richard Davis	2005-06
2. 96	Chad Briscoe	1992-93
3. 90	Richard Davis	2006-07
4. 84	Danl Williams	1987-88
5. 81	Ron Singleton	1986-87
6. 78	Chad Briscoe	1991-92
7. 77	Chester Hayes	1992-93
8. 73	Joshua Braun	2015-16
9. 72	Anthony Steward	1989-90
10. 70	Spencer Inman	1999-2000

3PT FG PERCENTAGE

1. .536	Rudy Bogan	2007-08
2. .512	Ron Akre	1987-88
3. .510	Richard Davis	2005-06
4. .489	Milee Karre	2005-06
5. .463	Jason Stromvall	2006-07

FREE THROWS MADE

1. 203	Joshua Braun	2015-16
2. 187	Jerome Garrison	2013-14
3. 178	Ray Harrison	2022-23
4. 155	Killian Larson	2013-14
5. 153	Joshua Lowery	2012-13

DIVISION I

POINTS

1. 640	Ray Harrison	2022-23
2. 593	DeWayne Russell	2016-17
3. 562	Joshua Braun	2015-16
4. 516	Killian Larson	2013-14
5. 495	Jerome Garrison	2013-14
6. 490	Jovan Blacksher Jr.	2021-22
7. 485	Carlos Johnson	2018-19
8. 470	Alessandro Lever	2019-20
9. 464	Carlos Johnson	2019-20
10. 461	Grandy Glaze	2015-16
11. 460	Gabe McGlothan	2022-23
12. 429	Holland Woods II	2021-22
13. 426	Alessandro Lever	2018-19
14. 414	Alessandro Lever	2017-18
15. 392	Chance McMillian	2022-23

SCORING AVERAGE

1. 21.2	DeWayne Russell	2016-17
2. 17.8	Ray Harrison	2022-23
3. 17.5	Joshua Braun	2016-17
4. 17.2	Killian Larson	2013-14
5. 16.5	Joshua Braun	2015-16
6. 16.5	Jerome Garrison	2013-14
7. 15.8	Jovan Blacksher Jr.	2021-22
8. 15.7	Alessandro Lever	2019-20
9. 15.5	Carlos Johnson	2019-20
10. 14.8	Holland Woods II	2021-22

FIELD GOALS MADE

1. 206	Ray Harrison	2022-23
2. 198	Grandy Glaze	2015-16
3. 197	DeWayne Russell	2016-17
4. 182	Alessandro Lever	2019-20
5. 180	Killian Larson	2013-14

FIELD GOAL PERCENTAGE (min. 100 att.)

1. .707	Asbjørn Midtgaard	2020-21
2. .596	Grandy Glaze	2015-16
3. .564	Keonta Vernon	2016-17
4. .542	Sean Miller-Moore	2021-22
5. .541	Killian Larson	2013-14

3PT MADE

1. 73	Joshua Braun	2015-16
2. 64	Joshua Braun	2016-17
64	Joshua Braun	2017-18
4. 61	Noah Baumann	2022-23
61	Jovan Blacksher Jr.	2021-22
6. 60	Chance McMillian	2022-23
7. 58	Holland Woods II	2021-22
58	Daniel Alexander	2013-14
9. 56	Joshua Braun	2014-15
10. 52	Jerome Garrison	2013-14
52	DeWayne Russell	2016-17

3PT FG PERCENTAGE (min. 30 att.)

1. .457	Walter Ellis	2022-23
2. .451	Walter Ellis	2021-22
3. .444	Chance McMillian	2022-23
4. .431	Mikey Dixon	2019-20
5. .421	Noah Baumann	2022-23

FREE THROWS MADE

1. 203	Joshua Braun	2015-16
2. 187	Jerome Garrison	2013-14
3. 178	Ray Harrison	2022-23
4. 155	Killian Larson	2013-14
5. 147	DeWayne Russell	2016-17

ALL-TIME

FREE THROW PERCENTAGE

1. .903	Chad Briscoe	1991-92
2. .896	Chad Briscoe	1992-93
3. .896	Jim Pyers	1979-80
4. .892	Jim Pyers	1981-82
5. .875	Andray Glenn	2007-08

REBOUNDS

1. 420	Bayard Forrest	1972-73
2. 415	Bayard Forrest	1974-75
3. 402	T.C. Dean	1957-58
4. 384	Bayard Forrest	1973-74
5. 348	Killian Larson	2012-13
6. 342	Ben Lindsey	1959-60
7. 341	T.C. Dean	1958-59
8. 333	Cecil Scroggins	1986-87
9. 325	Bayard Forrest	1975-76
10. 320	T.C. Dean	1956-57

BLOCKS

1. 106	Horacio Llamas	1995-96
2. 66	Horacio Llamas	1994-95
3. 64	Bryan Lee	2006-07
4. 63	Brayton Pickrel	2011-12
63	Nathan Hansen	1997-98

ASSISTS

1. 263	Ryan Nelson	2005-06
2. 228	Craig Johnson	1987-88
3. 227	Craig Johnson	1988-89
4. 185	Rodney Johns	1987-88
5. 182	DeWayne Russell	2015-16

STEALS

1. 97	Rodney Johns	1987-88
2. 90	Chad Briscoe	1992-93
3. 86	Kenny Archbold	1996-97
4. 81	Joey Allison	1990-91
5. 79	Nate Stokes	1977-78

MINUTES (since 1983-84)

1. 1,347	Rodney Johns	1987-88
2. 1,157	Ron Singleton	1986-87
3. 1,156	Ray Harrison	2022-23
4. 1,141	Kevin Warren	1984-85
5. 1,134	Jerome Garrison	2013-14

DIVISION I

FREE THROW PERCENTAGE (min. 50 att.)

1. .868	Joshua Braun	2015-16
2. .842	Damari Milstead	2017-18
3. .833	Noah Baumann	2022-23
4. .817	Demetrius Walker	2013-14
5. .811	Isiah Brown	2019-20

REBOUNDS

1. 348	Killian Larson	2013-14
2. 290	Grandy Glaze	2015-16
3. 274	Gabe McGlothan	2022-23
4. 233	Asbjørn Midtgaard	2020-21
5. 227	Keonta Vernon	2017-18
6. 217	Keonta Vernon	2016-17
7. 209	Yvan Ouedraogo	2021-22
8. 205	Gabe McGlothan	2021-22
9. 197	Trey Drechsel	2018-19
10. 186	Keonta Vernon	2015-16

BLOCKS

1. 39	Keonta Vernon	2017-18
2. 34	Daniel Alexander	2013-14
3. 30	Asbjørn Midtgaard	2020-21
4. 26	Joshua Braun	2014-15
5. 25	Oscar Frayer	2018-19

ASSISTS

1. 182	DeWayne Russell	2015-16
2. 152	Casey Benson	2017-18
3. 151	DeWayne Russell	2016-17
4. 130	Jovan Blacksher Jr.	2020-21
5. 128	Ray Harrison	2022-23

STEALS

1. 53	Jovan Blacksher Jr.	2021-22
2. 48	Jovan Blacksher Jr.	2019-20
3. 47	Damari Milstead	2018-19
47	DeWayne Russell	2015-16
5. 42	Gerard Martin	2016-17

MINUTES

1. 1,156	Ray Harrison	2022-23
2. 1,134	Jerome Garrison	2013-14
3. 1,072	DeWayne Russell	2016-17
4. 1,054	DeWayne Russell	2015-16
5. 1,045	Joshua Braun	2015-16

▶▶ TEAM SEASON RECORDS

ALL-TIME

POINTS

1. 4,093	1987-88
2. 3,232	1986-87
3. 3,002	1988-89
4. 2,901	1989-90
5. 2,792	1992-93

POINTS PER GAME

1. 96.8	1988-89
2. 95.2	1987-88
3. 92.5	2005-06
4. 90.6	1985-86
5. 90.1	1992-93

FIELD GOALS MADE

1. 1,532	1987-88
2. 1,235	1986-87
3. 1,147	1988-89
4. 1,099	1989-90
5. 1,072	1977-78

FIELD GOALS ATTEMPTED

1. 2,934	1987-88
2. 2,488	1986-87
3. 2,350	1966-67
4. 2,328	1989-90
5. 2,210	1974-75

FIELD GOAL PERCENTAGE

1. .532 (1,147/2,158)	1988-89
2. .522 (1,532/2,934)	1987-88
3. .518 (856/1,652)	2005-06
4. .504 (772/1,531)	1981-82
5. .497 (897/1,806)	1978-79

3PT MADE

1. 323	2022-23
2. 286	2005-06
3. 257	2018-19
4. 256	2006-07
5. 255	1987-88

3PT FG PERCENTAGE

1. .447 (286/640)	2005-06
2. .429 (255/595)	1987-88
3. .418 (212/507)	1988-89
4. .401 (217/541)	2007-08
5. .393 (256/652)	2006-07

FREE THROWS MADE

1. 774	1987-88
2. 615	2013-14
3. 605	2012-13
4. 580	1995-96
5. 579	2015-16

FREE THROWS ATTEMPTED

1. 1,115	1987-88
2. 835	2015-16
3. 831	2013-14
4. 814	1986-87
5. 811	1995-96
811	2012-13

FREE THROW PERCENTAGE

1. .774 (499/645)	2005-06
2. .747 (457/612)	2007-08
3. .746 (456/611)	2019-20
4. .746 (605/811)	2012-13
5. .740 (615/831)	2013-14

DIVISION I

POINTS

1. 2,706	2022-23
2. 2,581	2015-16
3. 2,558	2018-19
4. 2,512	2017-18
5. 2,282	2016-17

POINTS PER GAME

1. 75.9	2015-16
2. 75.5	2020-21
3. 75.3	2018-19
4. 75.2	2022-23
5. 73.9	2017-18

FIELD GOALS MADE

1. 933	2022-23
2. 907	2018-19
3. 896	2015-16
4. 855	2017-18
5. 790	2016-17

FIELD GOALS ATTEMPTED

1. 2,018	2022-23
2. 2,006	2018-19
3. 1,992	2017-18
4. 1,979	2015-16
5. 1,825	2021-22

FIELD GOAL PERCENTAGE

1. .488	2020-21
2. .462	2022-23
3. .453	2015-16
4. .452	2018-19
5. .451	2014-15

3 POINTERS MADE

1. 323	2022-23
2. 257	2018-19
3. 253	2021-22
4. 251	2017-18
5. 210	2015-16

3 POINT FIELD GOAL PERCENTAGE

1. .383	2022-23
2. .360	2015-16
3. .353	2013-14
4. .349	2021-22
5. .333	2014-15

FREE THROWS MADE

1. 615	2013-14
2. 579	2015-16
3. 551	2017-18
4. 517	2022-23
5. 497	2016-17

FREE THROWS ATTEMPTED

1. 835	2015-16
2. 831	2013-14
3. 785	2017-18
4. 747	2016-17
5. 722	2022-23

FREE THROW PERCENTAGE

1. .746	2019-20
2. .740	2013-14
3. .731	2018-19
4. .716	2022-23
5. .715	2014-15

ALL-TIME

REBOUNDS

1. 1,669	1987-88
2. 1,519	1986-87
3. 1,423	1974-75
4. 1,404	1989-90
5. 1,341	1977-78

REBOUNDS PER GAME

1. 52.6	1958-59
2. 52.5	1959-60
3. 49.7	1957-58
4. 48.9	1965-66
5. 48.4	1960-61

BLOCKS

1. 202	1987-88
2. 180	1995-96
3. 160	1989-90
4. 155	1997-98
5. 150	1986-87

ASSISTS

1. 801	1987-88
2. 590	1988-89
3. 565	1977-78
565	1992-93
5. 540	2017-18

STEALS

1. 368	1987-88
2. 351	1992-93
3. 340	1996-97
4. 337	1986-87
5. 313	1985-86

DIVISION I

REBOUNDS

1. 1,317	2022-23
2. 1,310	2017-18
3. 1,301	2015-16
4. 1,257	2021-22
5. 1,238	2018-19

REBOUNDS PER GAME

1. 40.5	2021-22
2. 39.9	2020-21
3. 38.5	2017-18
4. 38.3	2015-16
5. 37.6	2016-17

BLOCKS

1. 134	2017-18
2. 115	2022-23
3. 99	2014-15
4. 90	2015-16
5. 83	2013-14

ASSISTS

1. 540	2017-18
2. 504	2015-16
3. 478	2018-19
4. 452	2022-23
5. 423	2016-17

STEALS

1. 233	2016-17
2. 211	2017-18
3. 209	2015-16
4. 207	2018-19
5. 206	2021-22

OUTLOOK

REVIEW

TEAM

THIS IS GCU

HISTORY

ALL-TIME

POINTS

1.	2,195	Bayard Forrest	1972-76
2.	1,714	Joshua Braun	2014-18
3.	1,629	Alessandro Lever	2017-21
4.	1,490	Duane Gagnon	1965-69
5.	1,420	Jim Irvine	1970-74
6.	1,373	Doug Baker	1955-59
7.	1,313	Chad Briscoe	1991-93
8.	1,279	Kenny Archbold	1994-97
9.	1,265	Jerome Garrison	2011-15
10.	1,249	DeWayne Russell	2014-17
11.	1,235	Ben Lindsey	1959-62
12.	1,229	Jovan Blacksher Jr.	2019-pres
13.	1,210	T.C. Dean	1956-59
14.	1,118	Kevin Warren	1984-86
15.	1,117	Melvin Rising	1952-56

SCORING AVERAGE (min. 50 games)

1.	22.6	Chad Briscoe	1991-93
2.	21.1	Wayne Bateman	1965-67
3.	20.0	Kevin Warren	1984-86
4.	19.0	Ben Lindsey	1959-62
5.	18.9	T.C. Dean	1956-59
6.	18.3	Noe Alonzo	2004-06
7.	18.1	Danl Williams	1987-89
8.	18.0	Bayard Forrest	1972-76
9.	17.9	Maurice Carter	1990-92
10.	16.9	Joe Burnside	1968-70

FIELD GOALS MADE

1.	911	Bayard Forrest	1972-76
2.	615	Duane Gagnon	1965-69
3.	593	Alessandro Lever	2017-21
4.	581	Jim Irvine	1970-74
5.	511	Doug Baker	1955-59

FIELD GOAL PERCENTAGE (min. 200 made)

1.	.615	Bryan Lee	2004-07
2.	.613	Blair Ouphant	1987-89
3.	.591	Todd Holthaus	1991-93
4.	.589	Cecil Scroggins	1985-87
5.	.558	Dana Pope	1992-93

3PT MADE

1.	257	Joshua Braun	2014-18
2.	195	Chester Hayes	1990-94
3.	174	Chad Briscoe	1991-93
4.	144	Oscar Frayer	2016-21
5.	137	Danl Williams	1987-89
6.	128	Alessandro Lever	2017-21
7.	127	Nick Witherill	2009-12
8.	125	Jovan Blacksher Jr.	2019-pres
9.	122	Milee Karre	2005-09
10.	118	Spencer Inman	1998-2000

3PT FG PERCENTAGE (min. 100 att.)

1.	.510	Rich Davis	2005-06
2.	.485	Rudy Bogan	2006-08
3.	.469	Ron Akre	1986-88
4.	.457	Walter Ellis	2021-23
5.	.454	Mike Ledbetter	1987-89

FREE THROWS MADE

1.	449	Joshua Braun	2014-18
2.	421	Jerome Garrison	2011-15
3.	373	Bayard Forrest	1972-76
4.	351	Doug Baker	1955-59
5.	347	Ben Lindsey	1959-62

DIVISION I

POINTS

1.	1,714	Joshua Braun	2014-18
2.	1,629	Alessandro Lever	2017-21
3.	1,249	DeWayne Russell	2014-17
4.	1,229	Jovan Blacksher Jr.	2019-pres
5.	970	Oscar Frayer	2016-21
6.	949	Carlos Johnson	2018-20
7.	894	Gabe McGlothan	2020-pres
8.	838	Keonta Vernon	2015-18
9.	745	Jerome Garrison	2013-15
10.	670	Chance McMillian	2020-23
11.	640	Ray Harrison	2022-pres
12.	541	Daniel Alexander	2013-15
13.	516	Killian Larson	2013-14
14.	497	Gerard Martin	2015-19
15.	481	Matt Jackson	2014-19

SCORING AVERAGE (min. 50 games)

1.	14.8	Carlos Johnson	2018-20
2.	14.7	DeWayne Russell	2014-17
3.	14.0	Joshua Braun	2014-18
4.	13.4	Alessandro Lever	2017-21
5.	12.7	Jovan Blacksher Jr.	2019-pres
6.	12.0	Jerome Garrison	2013-15
7.	10.6	Daniel Alexander	2013-15
8.	9.9	Gabe McGlothan	2020-pres
9.	8.5	Keonta Vernon	2015-18
10.	8.0	Oscar Frayer	2016-21

FIELD GOALS MADE

1.	593	Alessandro Lever	2017-21
2.	504	Joshua Braun	2014-18
3.	442	Jovan Blacksher Jr.	2019-pres
4.	416	DeWayne Russell	2014-17
5.	361	Oscar Frayer	2016-21

FIELD GOAL PERCENTAGE (min. 200 made)

1.	.518	Keonta Vernon	2015-18
2.	.502	Gabe McGlothan	2020-pres
3.	.485	Alessandro Lever	2017-21
4.	.471	Carlos Johnson	2018-20
5.	.441	Jerome Garrison	2013-15

3PT MADE

1.	257	Joshua Braun	2014-18
2.	144	Oscar Frayer	2016-21
3.	128	Alessandro Lever	2017-21
4.	125	Jovan Blacksher Jr.	2019-pres
5.	109	Chance McMillian	2020-pres
6.	95	Gerard Martin	2015-19
7.	89	Daniel Alexander	2013-15
8.	88	Ryan Majerle	2014-16
9.	81	DeWayne Russell	2014-17
10.	77	Carlos Johnson	2018-20

3PT FG PERCENTAGE (min. 100 att.)

1.	.457	Walter Ellis	2021-23
2.	.421	Noah Baumann	2022-23
3.	.407	Chance McMillian	2020-pres
4.	.389	Ryan Majerle	2014-16
5.	.388	DeWayne Russell	2014-17

FREE THROWS MADE

1.	449	Joshua Braun	2014-18
2.	336	DeWayne Russell	2014-17
3.	315	Alessandro Lever	2017-21
4.	244	Jerome Garrison	2013-15
5.	222	Carlos Johnson	2018-20

ALL-TIME

FREE THROW PERCENTAGE (min. 200 made)

1.	.875	Jim Pyers	1979-83
2.	.813	Joshua Braun	2014-18
3.	.810	Kevin Warren	1984-86
4.	.796	Noe Alonzo	2004-06
5.	.778	Lynn South	1962-66

REBOUNDS

1.	1,544	Bayard Forrest	1972-76
2.	1,063	T.C. Dean	1956-59
3.	891	Jim Rice	1967-71
4.	862	Bill Price	1976-80
5.	847	Duane Gagnon	1965-69
6.	827	Ben Lindsey	1959-62
7.	810	Bob Hill	1952-56
8.	781	Melvin Rising	1952-56
9.	764	Jim Irvine	1970-74
10.	733	Bill Sullivan	1965-68

BLOCKS

1.	172	Horacio Llamas	1994-96
2.	150	Nathan Hansen	1995-98
3.	147	Bryan Lee	2004-07
4.	137	Joshua Ondigo	1988-92
5.	94	Andre Hall	1997-99

ASSISTS

1.	455	Craig Johnson	1987-89
2.	423	DeWayne Russell	2014-17
3.	421	Bayard Forrest	1972-76
4.	392	Jovan Blacksher Jr.	2019-pres
5.	387	Ryan Nelson	2004-06

STEALS

1.	210	Jim Irvine	1970-74
2.	198	Kenny Archbold	1994-97
3.	192	David Everett	1971-76
4.	161	Rodney Johns	1986-88
5.	157	Jovan Blacksher Jr.	2019-pres

MINUTES (since 1983-84)

1.	3,641	Joshua Braun	2014-18
2.	3,367	Jerome Garrison	2011-15
3.	3,257	Alessandro Lever	2017-21
4.	3,172	Jovan Blacksher Jr.	2019-pres
5.	3,021	Oscar Frayer	2016-21

DIVISION I

FREE THROW PERCENTAGE (min. 200 made)

1.	.813	Joshua Braun	2014-18
2.	.764	Jovan Blacksher Jr.	2019-pres
3.	.763	Carlos Johnson	2018-20
4.	.748	Jerome Garrison	2013-15
5.	.741	Alessandro Lever	2017-21

REBOUNDS

1.	631	Keonta Vernon	2015-18
2.	607	Gabe McGlothan	2020-pres
3.	603	Alessandro Lever	2017-21
4.	565	Joshua Braun	2014-18
5.	515	Oscar Frayer	2016-21
6.	373	Yvan Ouedraogo	2021-23
7.	368	Jovan Blacksher Jr.	2019-pres
8.	355	Gerard Martin	2015-19
9.	348	Killian Larson	2013-14
10.	329	Matt Jackson	2014-19

BLOCKS

1.	93	Oscar Frayer	2016-21
2.	74	Joshua Braun	2014-18
3.	71	Keonta Vernon	2015-18
4.	58	Daniel Alexander	2013-15
5.	40	Gabe McGlothan	2020-pres

ASSISTS

1.	423	DeWayne Russell	2014-17
2.	392	Jovan Blacksher Jr.	2019-pres
3.	236	Gerard Martin	2015-19
4.	193	Alessandro Lever	2017-21
5.	152	Casey Benson	2017-18

STEALS

1.	157	Jovan Blacksher Jr.	2019-pres
2.	119	DeWayne Russell	2014-17
3.	118	Oscar Frayer	2016-21
4.	113	Gerard Martin	2015-19
5.	91	Joshua Braun	2014-18

MINUTES

1.	3,641	Joshua Braun	2014-18
2.	3,257	Alessandro Lever	2017-21
3.	3,172	Jovan Blacksher Jr.	2019-pres
4.	3,021	Oscar Frayer	2016-21
5.	2,895	DeWayne Russell	2014-17

▶▶ CLASS RECORDS

Category		Freshman			Sophomore			Junior			Senior		
	(Game)	--			--			--			--		
Points	(Season)	500	Bayard Forrest	72-73	640	Ray Harrison	22-23	642	Dana Pope	93-94	747	Chad Briscoe	92-93
		414	Alessandro Lever	17-18	562	Joshua Braun	15-16	602	Bayard Forrest	74-75	726	Ron Singleton	86-87
		379	Joshua Braun	14-15	545	Bayard Forrest	73-74	582	Kevin Warren	84-85	654	Wayne Bateman	66-67
Scoring average <i>(min. 15 games)</i>	(Season)	17.2	Bayard Forrest	72-73	20.3	Doug Baker	56-57	24.7	Dana Pope	93-94	24.2	Wayne Bateman	66-67
		12.2	Alessandro Lever	17-18	19.6	T.C. Dean	56-57	21.0	Chad Briscoe	91-92	24.1	Chad Briscoe	92-93
		11.9	Bo Warren	62-63	19.1	Duane Gagnon	66-67	19.8	Bob Deines	57-58	23.3	Kevin Warren	85-86
	(Game)	--			--			--			--		
Rebounds	(Season)	420	Bayard Forrest	72-73	384	Bayard Forrest	73-74	415	Bayard Forrest	74-75	348	Killian Larson	13-14
		256	Alessandro Lever	17-18	342	Ben Lindsey	59-60	402	T.C. Dean	57-58	341	T.C. Dean	58-59
		181	Bo Warren	62-63	320	T.C. Dean	56-57	319	Jim Rice	69-70	333	Cecil Scroggins	86-87
	(Game)	--			--			--			--		
Assists	(Season)	109	Jovan Blacksher Jr.	19-20	137	Bayard Forrest	73-74	228	Craig Johnson	87-88	263	Ryan Nelson	05-06
		86	Gerard Martin	15-16	130	Jovan Blacksher Jr.	20-21	182	DeWayne Russell	15-16	227	Craig Johnson	88-89
		84	Brad Carroll	09-10	128	Ray Harrison	22-23	134	Willie Polk	77-78	185	Rodney Johns	87-88
	(Game)	--			--			--			--		
Steals	(Season)	56	Jeff Fudge	85-86	78	Jim Irvine	71-72	74	David Everett	74-75	97	Rodney Johns	87-88
		48	Jovan Blacksher Jr.	19-20	61	Ben Lindsey	59-60	69	Rod Monteverde	84-85	90	Chad Briscoe	92-93
		40	Mark Murphy	96-97	50	Richard Bacon	76-77	67	Kenny Archbold	95-96	86	Kenny Archbold	96-97
	(Game)	--			--			--			--		
Blocks	(Season)	44	Emilio Kovacic	87-88	44	Joshua Ondigo	89-90	66	Horacio Llamas	94-95	106	Horacio Llamas	95-96
		40	Bryan Lee	03-04	34	Bryan Lee	04-05	63	Braylon Pickrel	11-12	64	Bryan Lee	06-07
		32	Joshua Ondigo	88-89	30	Nathan Hansen	95-96	60	Gijs Geerders	89-90	63	Nathan Hansen	97-98
	(Game)	--			--			--			--		
3-pointers made	(Season)	56	Joshua Braun	14-15	73	Joshua Braun	15-16	107	Richard Davis	05-06	96	Chad Briscoe	92-93
		50	Steve Morin	09-10	60	Chance McMillian	22-23	84	Dan Williams	87-88	90	Richard Davis	06-07
		43	Mark Murphy	96-97	50	Ray Harrison	22-23	78	Chad Briscoe	91-92	81	Ron Singleton	86-87
	(Game)	--			--			--			--		
Free throws made	(Season)	108	Alessandro Lever	17-18	203	Joshua Braun	15-16	187	Jerome Garrison	13-14	155	Killian Larson	13-14
		92	Doug Baker	55-56	178	Ray Harrison	22-23	150	Kevin Warren	84-85	153	Joshua Lowery	12-13
		90	Bayard Forrest	72-73	145	T.C. Dean	56-57	121	Kenny Archbold	95-96	150	Ben Lindsey	61-62
Rebound average <i>(min. 15 games)</i>	(Season)	14.5	Bayard Forrest	72-73	14.3	Ben Lindsey	59-60	20.1	T.C. Dean	57-58	17.1	T.C. Dean	58-59
		8.3	Bob Hill	52-53	13.3	T.C. Dean	56-57	12.6	Bayard Forrest	74-75	12.0	Ben Lindsey	61-62
		8.2	Bo Warren	62-63	12.8	Bayard Forrest	73-74	11.8	Jim Rice	69-70	11.6	Killian Larson	13-14
Field goal pct. <i>(min. 100 makes)</i>	(Season)	54.7	Emilio Kovacic	87-88	60.4	Bob Henige	86-87	69.4	Bryan Lee	05-06	70.7	Asbjørn Midtgaard	20-21
		52.6	George Slade	77-78	53.3	T.C. Dean	56-57	58.4	Jerry Allen	96-97	66.1	Blair Oliphant	88-89
		52.0	Bryan Lee	03-04	53.2	Bayard Forrest	73-74	58.0	Braylon Pickrel	11-12	60.5	Rodney Johns	87-88
3-point pct. <i>(min. 30 makes)</i>	(Season)	40.2	Gerard Martin	15-16	44.4	Chance McMillian	22-23	51.0	Richard Davis	05-06	53.6	Rudy Bogan	07-08
		38.1	Joshua Braun	14-15	41.8	Brad Carroll	10-11	45.5	Mike Ledbetter	87-88	51.2	Ron Akre	87-88
		37.7	Mark Murphy	96-97	41.7	Chester Hayes	91-92	45.3	Chester Hayes	92-93	46.3	Jason Stromvall	06-07
Free throw pct. <i>(min. 50 makes)</i>	(Season)	89.6	Jim Pyers	79-80	86.8	Joshua Braun	15-16	90.3	Chad Briscoe	91-92	89.6	Chad Briscoe	92-93
		82.4	Jerome Garrison	11-12	82.3	Howard Dean	55-56	89.2	Jim Pyers	81-82	87.2	Jim Pyers	82-83
		81.8	Brian Hunter	03-04	81.5	Jerome Garrison	12-13	87.5	A. Glenn 07-08 W. Polk 77-78		86.8	George Holm	76-77
Minutes average <i>(tracked since 1983-84)</i>	(Season)	34.6	Jovan Blacksher Jr.	19-20	33.4	DeWayne Russell	14-15	35.1	Curtis Green	03-04	38.3	DeWayne Russell	16-17
		32.7	Brad Carroll	09-10	32.6	Chester Hayes	91-92	34.6	Kevin Warren	84-85	37.8	Jerome Garrison	13-14
		28.6	Sam Daly	13-14	32.3	Jovan Blacksher Jr.	20-21	34.2	Chester Hayes	92-93	35.8	John Janssen	02-03

OUTLOOK

REVIEW

TEAM

THIS IS GCU

HISTORY

HISTORY » POSTSEASON HISTORY

NAIA ERA

1972-73 NAIA Tournament

3/13 vs. Winona State L 64-70

1973-74 NAIA Tournament

3/11 vs. Virginia State W 69-65

3/13 vs. Indiana Penn L 65-66

1974-75 NAIA Tournament - Championship

3/11 vs. Willamette W 83-60

3/12 vs. Illinois Wesleyan W 66-63

3/13 vs. Wisconsin-Parkside W 70-54

3/14 vs. Alcorn State W 88-68

3/15 vs. Midwestern W 65-54

1975-76 NAIA Tournament

3/9 vs. Central State W 57-52

3/10 vs. Newberry L 58-65

1977-78 NAIA Tournament - Championship

3/13 vs. Cumberland College W 70-64

3/15 vs. Hawaii-Hilo W 83-67

3/16 vs. Central State (50T) W 88-82

3/17 vs. East Texas State W 74-69

3/18 vs. Kearney State W 79-75

1978-79 NAIA Tournament

3/12 vs. Marymount L 74-79

1979-80 NAIA Tournament

3/11 vs. Clarion State L 75-83

1987-88 NAIA Tournament

3/17 vs. Hastings College W 103-75

3/18 vs. Fort Hays State W 101-95

3/19 vs. College of Idaho (OT) W 99-96

3/21 vs. Waynesburg W 108-106

3/22 vs. Auburn-Montgomery (OT) W 88-86

1988-89 NAIA Tournament

3/15 vs. Western Montana L 65-79

1989-90 NAIA Tournament

3/14 vs. Briar Cliff W 73-66

3/15 vs. USC-Spartanburg L 69-75



NCAA DIVISION II ERA

1995-96 West Regional

3/7 vs. Alaska Anchorage W 105-96

3/8 at CSU Bakersfield L 65-71

1996-97 West Regional

3/6 vs. UC Davis W 78-66

3/7 at CSU Bakersfield L 70-80

1997-98 West Regional | Phoenix, Ariz.

3/5 vs. CSU Los Angeles L 53-58

2006-07 West Regional | Arcata, Calif.

3/9 vs. Seattle Pacific W 87-65

3/10 vs. Humboldt State L 81-95

2011-12 West Regional | Bellingham, Wash.

3/9 at Western Washington L 73-79

2012-13 West Regional | Bellingham, Wash.

3/15 vs. Seattle Pacific L 59-85

NCAA DIVISION I ERA - ANCILLARY TOURNAMENTS

2013-14 CollegeInsider.com Tournament

3/19 Pacific (Antelope Gym) L 67-69

2014-15 CollegeInsider.com Tournament

3/18 Northern Arizona L 70-75

2015-16 CollegeInsider.com Tournament

3/14 South Carolina State W 78-74

3/17 Jackson State W 64-54

5/23 at Coastal Carolina L 58-60

2017-18 College Basketball Invitational

3/14 Mercer L 73-78

2018-19 College Basketball Invitational

3/20 at West Virginia L 63-77

NCAA DIVISION I ERA - NCAA TOURNAMENT



2021 NCAA Tournament

3/20 (15) vs. (2) Iowa L 74-86

FARMERS COLISEUM - INDIANAPOLIS, IND.

FIRST ROUND

TV: TBS (Brad Nessler, pbp; Steve Lavin, analyst; Evan Washburn, reporter)

2023 NCAA Tournament

3/17 (14) vs. (3) Gonzaga L 70-82

BALL ARENA - DENVER, COLO.

FIRST ROUND

TV: truTV (Lisa Byington, pbp; Steve Smith & Avery Johnson, analysts; Andy Katz, reporter)

▶ POSTSEASON RECORDS

INDIVIDUAL

TEAM

* does not include conference tournaments

	Division I	All-time	Division I	All-time
Points	24, Royce Woolridge (CIT) March 28, 2015 vs. Northern Ariz. 20, 4 tied	41, Rodney Johns (NAIA Final) March 22, 1988 vs. Auburn-Mont. 39, Rodney Johns (NAIA) March 21, 1988 vs. Waynesburg	78 (CIT) March 14, 2016 vs. S.C. State 74 (NCAA) March 20, 2021 vs. Iowa	108 (NAIA) March 21, 1988 vs. Waynesburg 105 (NCAA D2), OT March 7, 1996 vs. Alaska-Anchorage
Field goals	9, Royce Woolridge (CIT) March 28, 2015 vs. Northern Ariz. 8, 4 tied	17, Rodney Johns (NAIA Final) March 22, 1988 vs. Auburn-Mont. 16, Bayard Forrest (NAIA) March 14, 1975 vs. Alcorn State 15, Rodney Johns (NAIA) March 21, 1988 vs. Waynesburg	30 (NCAA) March 20, 2021 vs. Iowa 28 (CIT) March 28, 2015 vs. Northern Ariz. 28 (CBI) March 14, 2018 vs. Mercer	45 (NAIA) March 21, 1988 vs. Waynesburg 39 (NAIA) March 17, 1988 vs. Hastings 38 (NAIA) March 18, 1988 vs. Ft. Hays State
Field goal pct. <i>(min. 7 attempts)</i>	80% (8/10), Keonta Vernon (CBI) March 14, 2018 vs. Mercer 77.8% (7/9), Grandy Glaze (CIT) March 14, 2016 vs. S.C. State	100% (8/8), Bill Price (NAIA) March 12, 1979 vs. Marymount 84.6% (11/13), George Hall (NAIA) March 15, 1978 vs. Hawaii-Hilo	47.7% (21/44) (CIT) March 19, 2014 vs. Pacific 47.4% (27/57) (CIT) March 14, 2018 vs. S.C. State	70.6% (36/51) (NAIA), 50T March 16, 1978 vs. Central State 63.0% (34/54) (NCAA D2) March 9, 2007 vs. Seattle Pacific
3-pointers	6, Daniel Alexander (CIT) March 19, 2014 vs. Pacific 3, 4 tied	6, Daniel Alexander (CIT) March 19, 2014 vs. Pacific 4, 3 tied	11 (CIT) March 19, 2014 vs. Pacific 9 (NCAA) March 17, 2023 vs. Gonzaga	11 (CIT) March 19, 2014 vs. Pacific 9 (NAIA) March 21, 1988 vs. Waynesburg
3-point pct. <i>(min. 5 attempts)</i>	60% (6/10), Daniel Alexander (CIT) March 19, 2014 vs. Pacific 60% (3/5), Casey Benson (CBI) March 14, 2018 vs. Mercer	66.7% (4/6), Ron Akre (NAIA) March 21, 1988 vs. Waynesburg 66.7% (4/6), Mike Ledbetter (NAIA) March 18, 1988 vs. Ft. Hays State	50.0% (11/22) (CIT) March 19, 2014 vs. Pacific 37.5% (NCAA) March 17, 2023 vs. Gonzaga	64.5% (6/11) (NCAA D2) March 9, 2007 vs. Seattle Pacific 64.2% (9/14) (NAIA) March 21, 1988 vs. Waynesburg
Free throws	10, Josh Braun (CIT) March 17, 2016 vs. Jackson State 8, Killian Larson (CIT) March 19, 2014 vs. Pacific	10, Josh Braun (CIT) March 17, 2016 vs. Jackson State 9, 2 tied	19 (CIT) March 17, 2016 vs. Jackson State 16 (CIT) March 14, 2016 vs. S.C. State	33 (NAIA), OT March 19, 1978 vs. Col. of Idaho 29 (NAIA) March 21, 1988 vs. Waynesburg
Free throw pct. <i>(min. 7 attempts for individual, 10 for team)</i>	100% (10/10), Josh Braun (CIT) March 17, 2016 vs. Jackson State 72.7% (8/11), Killian Larson (CIT) March 19, 2014 vs. Pacific	100% (10/10), Josh Braun (CIT) March 17, 2016 vs. Jackson State 90% (9/10), Mike Ledbetter (NAIA), OT March 19, 1978 vs. Col. of Idaho	100% (11/11) (CIT) March 28, 2015 vs. Northern Ariz. 90.5% (19/21) (CIT) March 17, 2016 vs. Jackson State	100% (11/11) (CIT) March 28, 2015 vs. Northern Ariz. 93.8% (15/16) (NAIA) March 11, 1980 vs. Clarion State
Rebounds	13, Grandy Glaze (CIT) March 23, 2016 at Coastal Carolina 13, Daniel Alexander (CIT) March 28, 2015 vs. Northern Ariz.	18, Bayard Forrest (NAIA) March 10, 1976 vs. Newberry 17, Gijs Geerders (NAIA) March 15, 1990 vs. USC-Spartanb.	41 (CIT) March 23, 2016 at Coastal Carolina 41 (CIT) March 28, 2015 vs. Northern Ariz.	50 (NAIA) March 14, 1990 vs. Briar Cliff 49 (NAIA) March 15, 1990 vs. USC-Spartanb.
Blocks	3, Oscar Frayer (NCAA) March 20, 2021 vs. Iowa 3, Oscar Frayer (CBI) March 20, 2019 at West Virginia	3, 4 tied	5 (CBI) March 14, 2018 vs. Mercer	5 (CBI) March 14, 2018 vs. Mercer 5 (NCAA D2) March 9, 2012 vs. Western Wash.
Assists	7, Jovan Blacksher Jr. (NCAA) March 20, 2021 vs. Iowa 7, 3 others tied (non-NCAA)	9, Craig Johnson (NAIA) March 18, 1988 vs. Ft. Hays State 9, Willie Polk (NAIA) March 12, 1979 vs. Marymount 8, Craig Johnson (NAIA) March 21, 1988 vs. Waynesburg	19 (NCAA) March 20, 2021 vs. Iowa 18 (CIT) March 19, 2014 vs. Pacific 17 (CBI) March 14, 2018 vs. Mercer	22 (NAIA) March 21, 1988 vs. Waynesburg 21 (NAIA) March 18, 1988 vs. Ft. Hays State 19 (NCAA) March 20, 2021 vs. Iowa
Steals	3, Gerard Martin (CIT) March 23, 2016 at Coastal Carolina 3, Oscar Frayer (CBI) March 14, 2018 vs. Mercer 3, Royce Woolridge (CIT) March 28, 2015 vs. Northern Ariz.	5, Kenny Archbold (NCAA D2) March 7, 1996 vs. Alaska-Anchorage 4, Mike Ledbetter (NAIA Final) March 22, 1988 vs. Auburn-Mont. 3, several tied	8 (CIT) March 23, 2016 at Coastal Carolina 7 (CIT) March 14, 2016 vs. S.C. State 7 (CIT) March 28, 2015 vs. Northern Ariz.	11 (NAIA), OT March 19, 1978 vs. Col. of Idaho 10 (NAIA) March 14, 1990 vs. Briar Cliff 8, 2 tied

OUTLOOK

REVIEW

TEAM

THIS IS GCU

HISTORY

HISTORY » 1,000-POINT CLUB

Noe Alonzo
Kenny Archbold
Doug Baker
Wayne Bateman
Jovan Blacksher Jr.
Joshua Braun

Chad Briscoe
Maurice Carter
T.C. Dean
Bayard Forrest
Duane Gagnon
Jerome Garrison

Mike Haddow
Chester Hayes
Bob Hill
Jim Irvine
Toure Knighton
Alessandro Lever

Benny Lindsey
Gary Mattson
Jim Pyers
Jim Rice
Melvin Rising
DeWayne Russell

Bo Warren
Kevin Warren




Alonzo



Archbold



Baker




Bateman



Blacksher Jr.



Braun



Briscoe

NOE ALONZO

6-6 • Guard / Forward • Queen Creek, Ariz. • 2004-06 • 22nd on all-time scoring list

Year	GP	GS	MIN	AVG	FG	FGA	PCT	3P	3PA	PCT	FT	FTA	PCT	OFF	DEF	TOT	AVG	Pf	AST	AVG	TO	BLK	STL	PTS	AVG
2004-05	29	27	904	31.2	166	321	.517	31	71	.437	108	136	.794	41	106	147	5.1	75	38	1.3	45	12	20	471	16.2
2005-06	27	27	882	32.7	168	320	.525	68	150	.453	149	187	.797	24	119	143	5.3	66	46	1.7	61	14	26	553	20.5
2 years	56	54	1786	31.9	334	641	.521	99	221	.448	257	323	.796	65	225	290	5.2	141	84	1.5	106	26	46	1024	18.3

KENNY ARCHBOLD

6-2 • Guard • Brooklyn, N.Y. • 1994-97 • 8th on all-time scoring list

Year	GP	GS	MIN	AVG	FG	FGA	PCT	3P	3PA	PCT	FT	FTA	PCT	OFF	DEF	TOT	AVG	Pf	AST	AVG	TO	BLK	STL	PTS	AVG
1994-95	28	0	0	0.0	122	275	.444	13	47	.277	88	140	.629	0	104	104	3.7	0	65	2.3	0	7	45	345	12.3
1995-96	29	29	931	32.1	156	337	.463	29	92	.315	121	174	.695	37	90	127	4.4	73	84	2.9	62	13	67	462	15.9
1996-97	29	29	885	30.5	178	358	.497	32	103	.311	81	115	.704	24	79	103	3.6	77	65	2.2	90	9	86	469	16.2
3 years	86	58	1816	21.1	456	970	.470	74	242	.306	290	429	.676	61	273	334	3.9	150	214	2.5	152	29	198	1276	14.8

DOUG BAKER

Chandler, Ariz. • 1955-59 • 6th on all-time scoring list

Year	GP	GS	MIN	AVG	FG	FGA	PCT	3P	3PA	PCT	FT	FTA	PCT	OFF	DEF	TOT	AVG	Pf	AST	AVG	TO	BLK	STL	PTS	AVG
1955-56	23	--	--	--	90	239	.377	--	--	--	92	142	.648	0	141	141	6.1	42	--	--	42	--	--	272	11.8
1956-57	23	--	--	--	166	405	.410	--	--	--	136	171	.795	0	179	179	7.8	58	--	--	83	--	--	468	20.3
1957-58	20	--	--	--	135	331	.408	--	--	--	46	69	.667	62	102	164	8.2	45	9	0.5	51	--	24	316	15.8
1958-59	20	--	--	--	120	318	.377	--	--	--	77	100	.770	68	114	182	9.1	53	20	1.0	39	--	48	317	15.9
Total	86	--	--	--	511	1293	.395	--	--	--	351	482	.728	130	536	666	7.7	198	29	0.3	215	--	72	1373	16.0

WAYNE BATEMAN

6-2 • Forward • Phoenix, Ariz. • 1965-67 • 18th on all-time scoring list

Year	GP	GS	MIN	AVG	FG	FGA	PCT	3P	3PA	PCT	FT	FTA	PCT	OFF	DEF	TOT	AVG	Pf	AST	AVG	TO	BLK	STL	PTS	AVG
1965-66	24	--	--	--	194	458	.424	--	--	--	34	46	.739	76	118	194	8.1	84	25	1.0	32	--	23	422	17.6
1966-67	27	--	--	--	290	670	.433	--	--	--	74	106	.698	101	157	258	9.6	81	21	0.8	36	--	48	654	24.2
Total	51	--	--	--	484	1128	.429	--	--	--	108	152	.711	177	275	452	8.9	165	46	0.9	68	--	71	1076	21.1

JOVAN BLACKSHER JR.

5-11 • Guard • Oakland, Calif. • 2019-pres • 15th on all-time scoring list • 4th on D-I scoring list

Year	GP	GS	MIN	AVG	FG	FGA	PCT	3P	3PA	PCT	FT	FTA	PCT	OFF	DEF	TOT	AVG	Pf	AST	AVG	TO	BLK	STL	PTS	AVG
2019-20	30	30	1038	34.6	112	266	.421	23	86	.267	75	100	.750	18	146	164	5.5	68	109	3.6	62	1	48	322	10.7
2020-21	24	24	774	32.3	106	256	.414	31	96	.323	46	57	.807	14	74	88	3.7	46	130	5.4	54	2	38	289	12.0
2021-22	31	31	1028	33.2	178	428	.416	61	155	.394	73	99	.737	11	77	88	2.8	62	124	4.0	61	2	53	490	15.8
Total	85	85	2840	33.4	396	950	.417	115	337	.341	194	256	.758	43	297	340	4.0	176	363	4.3	177	5	139	1101	13.0

JOSHUA BRAUN

6-4 • Guard • Anthem, Ariz. • 2014-18 • 2nd on all-time scoring list • 1st on D-I scoring list

Year	GP	GS	MIN	AVG	FG	FGA	PCT	3P	3PA	PCT	FT	FTA	PCT	OFF	DEF	TOT	AVG	Pf	AST	AVG	TO	BLK	STL	PTS	AVG
2014-15	32	26	857	26.8	134	291	.460	56	147	.381	55	71	.775	38	119	157	4.9	59	24	0.8	22	26	27	379	11.8
2015-16	34	33	1045	30.7	144	329	.438	73	186	.392	203	234	.868	56	121	177	5.2	71	37	1.1	44	23	26	564	16.6
2016-17	22	22	740	33.6	109	245	.445	64	154	.416	102	127	.803	27	74	101	4.6	39	31	1.4	32	8	12	384	17.5
2017-18	34	34	999	29.4	118	317	.372	64	188	.340	89	120	.742	47	83	130	3.8	69	48	1.4	49	17	26	389	11.4
Total	122	115	3641	29.8	505	1182	.427	257	675	.381	449	552	.813	168	397	565	4.6	238	140	1.1	147	74	91	1716	14.1

CHAD BRISCOE

6-0 • Guard • Pittsburg, Calif. • 1991-93 • 7th on all-time scoring list

Year	GP	GS	MIN	AVG	FG	FGA	PCT	3P	3PA	PCT	FT	FTA	PCT	OFF	DEF	TOT	AVG	Pf	AST	AVG	TO	BLK	STL	PTS	AVG
1991-92	27	20	922	34.1	202	395	.511	78	176	.443	84	93	.903	23	97	120	4.4	50	100	3.7	64	1	65	566	21.0
1992-93	31	31	1089	35.1	278	547	.508	96	235	.409	95	106	.896	19	76	95	3.1	63	124	4.0	64	5	90	747	24.1
Total	58	51	2011	34.7	480	942	.510	174	411	.423	179	199	.899	42	173	215	3.7	113	224	3.9	128	6	155	1313	22.6



Carter



Dean

MAURICE CARTER

6-2 • Guard • Chicago, Ill. • 1990-92 • 20th on all-time scoring list

Year	GP	GS	MIN	AVG	FG	FGA	PCT	3P	3PA	PCT	FT	FTA	PCT	OFF	DEF	TOT	AVG	PF	AST	AVG	TO	BLK	STL	PTS	AVG
1990-91	30	29	911	30.4	200	478	.418	52	158	.329	72	94	.766	38	59	97	3.2	85	59	2.0	85	5	35	524	17.5
1991-92	28	14	787	28.1	191	425	.449	27	89	.303	107	154	.695	31	63	94	3.4	77	43	1.5	72	5	33	516	18.4
Total	58	43	1698	29.3	391	903	.433	79	247	.320	179	248	.722	69	122	191	3.3	162	102	1.8	157	10	68	1040	17.9

T.C. DEAN

6-3 • Forward / Center • Phoenix, Ariz. • 1956-59 • 12th on all-time scoring list

Year	GP	GS	MIN	AVG	FG	FGA	PCT	3P	3PA	PCT	FT	FTA	PCT	OFF	DEF	TOT	AVG	PF	AST	AVG	TO	BLK	STL	PTS	AVG
1956-57	24	--	--	--	163	306	.533	--	--	--	145	248	.585	--	--	320	13.3	70	0	0.0	114	--	0	471	19.6
1957-58	20	--	--	--	144	291	.495	--	--	--	85	161	.528	176	226	402	20.1	51	7	0.4	117	--	19	373	18.7
1958-59	20	--	--	--	136	248	.548	--	--	--	94	174	.540	148	193	341	17.1	48	31	1.6	91	--	36	366	18.3
Total	64	--	--	--	443	845	.524	--	--	--	324	583	.556	324	739	1063	16.6	169	38	0.6	322	--	55	1210	18.9

BAYARD FORREST

6-10 • Center • Bandon, Ore. • 1972-76 • 1st on all-time scoring list

Year	GP	GS	MIN	AVG	FG	FGA	PCT	3P	3PA	PCT	FT	FTA	PCT	OFF	DEF	TOT	AVG	PF	AST	AVG	TO	BLK	STL	PTS	AVG
1972-73	29	--	--	--	205	409	.501	--	--	--	90	130	.692	131	289	420	14.5	85	64	2.2	56	--	34	500	17.2
1973-74	30	--	--	--	227	427	.532	--	--	--	91	117	.778	125	259	384	12.8	71	137	4.6	70	--	38	545	18.2
1974-75	33	--	--	--	257	457	.562	--	--	--	88	136	.647	157	258	415	12.6	92	101	3.1	78	--	37	602	18.2
1975-76	30	--	--	--	222	410	.541	--	--	--	104	151	.689	86	239	325	10.8	66	119	4.0	67	--	31	548	18.3
Total	122	--	--	--	911	1703	.535	--	--	--	373	534	.699	499	1045	1544	12.7	314	421	3.5	271	--	140	2195	18.0

DUANE GAGNON

6-4 • Forward • Flagstaff, Ariz. • 1965-69 • 4th on all-time scoring list

Year	GP	GS	MIN	AVG	FG	FGA	PCT	3P	3PA	PCT	FT	FTA	PCT	OFF	DEF	TOT	AVG	PF	AST	AVG	TO	BLK	STL	PTS	AVG
1965-66	23	--	--	--	80	199	.402	--	--	--	39	57	.684	74	83	157	6.8	42	7	0.3	24	--	11	199	8.7
1966-67	27	--	--	--	207	458	.452	--	--	--	103	131	.786	121	177	298	11.0	84	17	0.6	42	--	38	517	19.1
1967-68	24	--	--	--	197	454	.434	--	--	--	76	96	.792	84	157	241	10.0	62	6	0.3	38	--	21	470	19.6
1968-69	22	--	--	--	131	280	.468	--	--	--	42	53	.792	62	89	151	6.9	45	15	0.7	22	--	15	304	13.8
Total	96	--	--	--	615	1391	.442	--	--	--	260	337	.772	341	506	847	8.8	233	45	0.5	126	--	85	1490	15.5

JEROME GARRISON

6-3 • Guard • Phoenix, Ariz. • 2011-15 • 9th on all-time scoring list

Year	GP	GS	MIN	AVG	FG	FGA	PCT	3P	3PA	PCT	FT	FTA	PCT	OFF	DEF	TOT	AVG	PF	AST	AVG	TO	BLK	STL	PTS	AVG
2011-12	27	17	649	24.0	84	172	.488	17	42	.405	89	108	.824	23	30	53	2.0	71	37	1.4	47	12	20	274	10.1
2012-13	30	22	736	24.5	71	178	.399	16	52	.308	88	108	.815	26	41	67	2.2	77	44	1.5	48	12	17	246	8.2
2013-14	30	30	1134	37.8	128	306	.418	52	130	.400	187	236	.792	18	66	84	2.8	75	64	2.1	61	10	14	495	16.5
2014-15	32	32	848	26.5	87	182	.478	19	65	.292	57	90	.633	36	71	107	3.3	83	40	1.3	32	10	13	250	7.8
Total	119	101	3367	28.3	370	838	.442	104	289	.360	421	542	.777	103	208	311	2.6	306	185	1.6	188	44	64	1265	10.6

MIKE HADDOW

6-5 • Guard / Forward • Huntington Beach, Calif. • 1973-75 • 24th on all-time scoring list

Year	GP	GS	MIN	AVG	FG	FGA	PCT	3P	3PA	PCT	FT	FTA	PCT	OFF	DEF	TOT	AVG	PF	AST	AVG	TO	BLK	STL	PTS	AVG
1973-74	30	--	--	--	205	410	.500	--	--	--	83	102	.814	34	85	119	4.0	60	61	2.0	77	--	42	493	16.4
1974-75	33	--	--	--	207	458	.452	--	--	--	108	131	.824	27	86	113	3.4	71	64	1.9	81	--	39	522	15.8
Total	63	--	--	--	412	868	.475	--	--	--	191	233	.820	61	171	232	3.7	131	125	2.0	158	--	81	1015	16.1


CHESTER HAYES

5-10 • Guard • Laurel, Miss. • 1990-94 • 19th on all-time scoring list

Year	GP	GS	MIN	AVG	FG	FGA	PCT	3P	3PA	PCT	FT	FTA	PCT	OFF	DEF	TOT	AVG	PF	AST	AVG	TO	BLK	STL	PTS	AVG
1990-91	28	--	--	--	49	120	.408	27	72	.375	24	34	.706	5	25	30	1.1	52	13	0.5	29	1	10	149	5.3
1991-92	28	27	912	32.6	102	212	.481	35	84	.417	50	67	.746	9	84	93	3.3	75	109	3.9	62	1	42	289	10.3
1992-93	31	31	1059	34.2	134	282	.475	77	170	.453	30	42	.714	9	74	83	2.7	69	108	3.5	66	2	49	375	12.1
1993-94	28	--	--	--	91	205	.444	56	141	.397	25	33	.758	16	64	80	2.9	61	62	2.2	41	3	30	263	9.4
Total	115	58	2492	21.7	376	819	.459	195	467	.418	129	176	.733	39	247	286	2.5	257	292	2.5	198	7	131	1076	9.4



Garrison



Haddow




Hayes

HISTORY » 1,000-POINT CLUB



Hill



Irvine

BOB HILL

6-1 • Forward • Phoenix, Ariz. • 1952-56 • 17th on all-time scoring list

Year	GP	GS	MIN	AVG	FG	FGA	PCT	3P	3PA	PCT	FT	FTA	PCT	OFF	DEF	TOT	AVG	PF	AST	AVG	TO	BLK	STL	PTS	AVG
1952-53	21	--	--	--	92	241	.382	--	--	--	57	102	.559	--	--	175	8.3	69	--	--	42	--	--	241	11.5
1953-54	23	--	--	--	117	360	.325	--	--	--	52	85	.612	--	--	162	7.0	60	--	--	77	--	--	286	12.4
1954-55	22	--	--	--	91	260	.350	--	--	--	69	104	.663	--	--	233	10.6	50	--	--	55	--	--	251	11.4
1955-56	23	--	--	--	125	280	.446	--	--	--	52	77	.675	--	--	240	10.4	80	--	--	41	--	--	302	13.1
Total	89	--	--	--	425	1141	.372	--	--	--	230	368	.625	--	--	810	9.1	259	--	--	215	--	--	1080	12.1

JIM IRVINE

6-5 • Forward • Phoenix, Ariz. • 1970-74 • 5th on all-time scoring list

Year	GP	GS	MIN	AVG	FG	FGA	PCT	3P	3PA	PCT	FT	FTA	PCT	OFF	DEF	TOT	AVG	PF	AST	AVG	TO	BLK	STL	PTS	AVG
1970-71	27	--	--	--	129	310	.416	--	--	--	53	82	.646	59	108	167	6.2	63	53	2.0	58	--	26	311	11.5
1971-72	29	--	--	--	173	443	.391	--	--	--	95	136	.699	84	143	227	7.8	76	44	1.5	53	--	78	441	15.2
1972-73	29	--	--	--	162	336	.482	--	--	--	53	77	.688	57	117	174	6.0	66	53	1.8	40	--	51	377	13.0
1973-74	30	--	--	--	117	271	.432	--	--	--	57	80	.713	57	139	196	6.5	58	79	2.6	49	--	55	291	9.7
Total	115	--	--	--	581	1360	.427	--	--	--	258	375	.688	257	507	764	6.6	263	229	2.0	200	--	210	1420	12.3

TOURÉ KNIGHTON

6-4 • Guard • Tucson, Ariz. • 1997-2001 • 21st on all-time scoring list

Year	GP	GS	MIN	AVG	FG	FGA	PCT	3P	3PA	PCT	FT	FTA	PCT	OFF	DEF	TOT	AVG	PF	AST	AVG	TO	BLK	STL	PTS	AVG
1997-98	24	15	460	19.2	37	91	.407	10	31	.323	37	55	.673	28	44	72	3.0	43	30	1.3	30	3	36	121	5.0
1998-99	25	17	578	23.1	54	134	.403	19	69	.275	49	63	.778	31	62	93	3.7	43	28	1.1	35	8	34	176	7.0
1999-00	27	0	865	32.0	111	242	.459	31	70	.443	100	135	.741	86	113	199	7.4	64	71	2.6	66	8	43	353	13.1
2000-01	26	26	899	34.6	120	285	.421	33	94	.351	109	158	.690	60	120	180	6.9	72	82	3.2	63	10	39	382	14.7
Total	102	58	2802	27.5	322	752	.428	93	264	.352	295	411	.718	205	339	544	5.3	222	211	2.1	194	29	152	1032	10.1

ALESSANDRO LEVER

6-10 • Center • Bolzano, Italy • 2017-pres • 3rd on all-time scoring list • 2nd on D-I scoring list

Year	GP	GS	MIN	AVG	FG	FGA	PCT	3P	3PA	PCT	FT	FTA	PCT	OFF	DEF	TOT	AVG	PF	AST	AVG	TO	BLK	STL	PTS	AVG
2017-18	34	27	724	21.3	140	309	.453	26	81	.321	108	141	.766	42	107	149	4.4	90	40	1.2	59	14	12	414	12.2
2018-19	34	33	846	24.9	153	342	.447	40	113	.354	80	107	.748	42	103	145	4.3	110	47	1.4	57	2	14	426	12.5
2019-20	30	30	1001	33.4	182	340	.535	31	81	.383	75	95	.789	59	120	179	6.0	87	66	2.2	59	6	14	470	15.7
2020-21	24	24	686	28.6	118	232	.509	31	82	.378	52	82	.634	42	88	130	5.4	60	40	1.7	45	5	7	319	13.3
4 yrs	122	114	3257	26.7	593	1223	.485	128	357	.359	315	425	.741	185	418	603	4.9	347	193	1.6	220	27	47	1629	13.4

BENNY LINDSEY

6-3 • Forward • Phoenix, Ariz. • 1959-62 • 11th on all-time scoring list

Year	GP	GS	MIN	AVG	FG	FGA	PCT	3P	3PA	PCT	FT	FTA	PCT	OFF	DEF	TOT	AVG	PF	AST	AVG	TO	BLK	STL	PTS	AVG
1959-60	24	--	--	--	133	322	.413	--	--	--	96	125	.768	148	194	342	14.3	68	35	1.5	64	--	61	362	15.1
1960-61	19	--	--	--	131	299	.438	--	--	--	101	132	.765	96	124	220	11.6	54	35	1.8	84	--	39	363	19.1
1961-62	22	--	--	--	180	380	.474	--	--	--	150	211	.711	103	162	265	12.0	67	27	1.2	62	--	54	510	23.2
Total	65	--	--	--	444	1001	.444	--	--	--	347	468	.741	347	480	827	12.7	189	97	1.5	210	--	154	1235	19.0

GARY MATTSON

6-6 • Forward • Phoenix, Ariz. • 1957-61 • 25th on all-time scoring list

Year	GP	GS	MIN	AVG	FG	FGA	PCT	3P	3PA	PCT	FT	FTA	PCT	OFF	DEF	TOT	AVG	PF	AST	AVG	TO	BLK	STL	PTS	AVG
1957-58	5	--	--	--	5	13	.385	--	--	--	1	4	.250	10	6	16	3.2	7	--	--	2	--	--	11	2.2
1958-59	20	--	--	--	81	223	.363	--	--	--	39	54	.722	69	114	183	9.2	53	8	0.4	32	--	18	201	10.1
1959-60	24	--	--	--	136	349	.390	--	--	--	66	87	.759	69	132	201	8.4	53	13	0.5	54	--	19	338	14.1
1960-61	22	--	--	--	181	410	.441	--	--	--	98	127	.772	82	152	234	10.6	66	6	0.3	57	--	9	460	20.9
Total	71	--	--	--	403	995	.405	--	--	--	204	272	.750	230	404	634	8.9	179	27	0.4	145	--	46	1010	14.2

JIM PYERS

6-0 • Guard • Tucson, Ariz. • 1979-83 • 15th on all-time scoring list


Year	GP	GS	MIN	AVG	FG	FGA	PCT	3P	3PA	PCT	FT	FTA	PCT	OFF	DEF	TOT	AVG	PF	AST	AVG	TO	BLK	STL	PTS	AVG
1979-80	30	--	--	--	74	152	.487	--	--	--	60	67	.896	11	29	40	1.3	48	67	2.2	38	--	22	208	6.9
1980-81	13	--	--	--	34	73	.466	--	--	--	25	31	.806	6	7	13	1.0	19	29	2.2	21	--	6	93	7.2
1981-82	28	--	--	--	133	240	.554	--	--	--	58	65	.892	--	--	63	2.3	--	49	1.8	--	--	--	324	11.6
1982-83	31	--	--	--	183	351	.521	--	--	--	109	125	.872	--	--	75	2.4	78	105	3.4	88	--	--	475	15.3
Total	102	--	--	--	424	816	.520	--	--	--	252	288	.875	--	--	191	1.9	145	250	2.5	147	--	28	1100	10.8




Knighton




Lever




Lindsey



Mattson



Pyers



Rice



Rising

JIM RICE

6-6 • Center • 1967-71 • 23rd on all-time scoring list

Year	GP	GS	MIN	AVG	FG	FGA	PCT	3P	3PA	PCT	FT	FTA	PCT	OFF	DEF	TOT	AVG	PF	AST	AVG	TO	BLK	STL	PTS	AVG
1967-68	20	--	--	--	61	143	.427	--	--	--	19	42	.452	52	70	122	6.1	39	0	0.0	9	--	4	141	7.1
1968-69	24	--	--	--	78	178	.438	--	--	--	35	61	.574	66	107	173	7.2	62	5	0.2	18	--	7	191	8.0
1969-70	27	--	--	--	131	283	.463	--	--	--	68	98	.694	118	201	319	11.8	71	14	0.5	26	--	8	330	12.2
1970-71	27	--	--	--	142	344	.413	--	--	--	77	124	.621	100	177	277	10.3	67	24	0.9	31	--	17	361	13.4
Total	98	--	--	--	412	948	.435	--	--	--	199	325	.612	336	555	891	9.1	239	43	0.4	84	--	36	1023	10.4

MELVIN RISING

6-3 • Center • Bentonville, Ark. • 1952-56 • 14th on all-time scoring list

Year	GP	GS	MIN	AVG	FG	FGA	PCT	3P	3PA	PCT	FT	FTA	PCT	OFF	DEF	TOT	AVG	PF	AST	AVG	TO	BLK	STL	PTS	AVG
1952-53	20	--	--	--	49	132	.371	--	--	--	60	82	.732	--	--	116	5.8	50	--	--	23	--	--	158	7.9
1953-54	23	--	--	--	75	253	.296	--	--	--	47	87	.540	--	--	177	7.7	62	--	--	39	--	--	197	8.6
1954-55	22	--	--	--	152	438	.347	--	--	--	119	151	.788	--	--	241	11.0	65	--	--	65	--	--	423	19.2
1955-56	23	--	--	--	125	330	.379	--	--	--	89	137	.650	--	--	247	10.7	63	--	--	47	--	--	339	14.7
Total	88	--	--	--	401	1153	.348	--	--	--	315	457	.689	--	--	781	8.9	240	--	--	174	--	--	1117	12.7

DeWAYNE RUSSELL

5-11 • Guard • Peoria, Ariz. • 2014-17 • 10th on all-time scoring list • 3rd on D-I scoring list

Year	GP	GS	MIN	AVG	FG	FGA	PCT	3P	3PA	PCT	FT	FTA	PCT	OFF	DEF	TOT	AVG	PF	AST	AVG	TO	BLK	STL	PTS	AVG
2014-15	23	23	769	33.4	103	250	.412	14	42	.333	106	140	.757	9	59	68	3.0	62	90	3.9	49	2	32	326	14.2
2015-16	34	33	1054	31.0	116	281	.413	15	36	.417	83	121	.686	18	85	103	3.0	66	182	5.4	75	3	46	330	9.7
2016-17	28	28	1072	38.3	197	492	.400	52	131	.397	147	194	.758	13	92	105	3.8	60	151	5.4	75	4	41	593	21.2
Total	85	84	2895	34.1	416	1023	.407	81	209	.388	336	455	.738	40	236	276	3.2	188	423	5.0	199	9	119	1249	14.7



Russell




B. Warren

BO WARREN

6-2 • Guard • Eloy, Ariz. • 1962-66 • 16th on all-time scoring list

Year	GP	GS	MIN	AVG	FG	FGA	PCT	3P	3PA	PCT	FT	FTA	PCT	OFF	DEF	TOT	AVG	PF	AST	AVG	TO	BLK	STL	PTS	AVG
1962-63	22	--	--	--	97	205	.473	--	--	--	68	101	.673	76	105	181	8.2	57	22	1.0	58	--	18	262	11.9
1963-64	11	--	--	--	72	156	.462	--	--	--	43	60	.717	51	67	118	10.7	40	9	0.8	32	--	12	187	17.0
1964-65	23	--	--	--	125	314	.398	--	--	--	90	156	.577	92	142	234	10.2	69	30	1.3	63	--	28	340	14.8
1965-66	22	--	--	--	112	281	.399	--	--	--	82	116	.707	70	97	167	7.6	65	28	1.3	36	--	25	306	13.9
Total	78	--	--	--	406	956	.425	--	--	--	283	433	.654	289	411	700	9.0	231	89	1.1	189	--	83	1095	14.0



K. Warren

KEVIN WARREN

6-3 • Guard/Forward • Tempe, Ariz. • 1984-86 • 13th on all-time scoring list

Year	GP	GS	MIN	AVG	FG	FGA	PCT	3P	3PA	PCT	FT	FTA	PCT	OFF	DEF	TOT	AVG	PF	AST	AVG	TO	BLK	STL	PTS	AVG
1984-85	33	33	1141	34.6	216	424	.509	--	--	--	150	191	.785	--	--	118	3.6	65	87	2.6	111	1	26	582	17.6
1985-86	23	23	767	33.3	198	370	.535	--	--	--	140	167	.838	--	--	117	5.1	46	79	3.4	82	3	27	536	23.3
Total	56	56	1908	34.1	414	794	.521	--	--	--	290	358	.810	--	--	235	4.2	111	166	3.0	193	4	53	1118	20.0



Duane Gagnon ranks fourth in scoring after his four-year career in the 1960s



Josh Braun ranks second in all-time scoring but tops GCU's D-I list

HISTORY » OTHER CAREER CLUBS

500 REBOUNDS

Player	Rebounds	Years	Seasons
Bayard Forrest	1,544	1972-76	4
T.C. Dean	1,063	1956-59	3
Jim Rice	891	1967-71	4
Bill Price	862	1976-80	4
Duane Gagnon	847	1965-69	4
Benny Lindsey	827	1959-62	3
Bob Hill	810	1952-56	4
Melvin Rising	781	1952-56	4
Jim Irvine	764	1970-74	4
Bill Sullivan	733	1965-68	3
Bo Warren	700	1962-66	4
Doug Baker	666	1955-59	4
Maynard Tidmore	640	1959-62	3
Gary Mattson	634	1957-61	4
Keonta Vernon	631	2015-18	3
Killian Larson	626	2012-14	2
Alessandro Lever	603	2017-21	4
Gabe McGlothan	593	2020-pres	3
Mike Boatright	592	1980-84	4
Joshua Ondigo	571	1988-92	4
Joshua Braun	565	2014-18	4
George Hall	558	1976-78	2
Lew Sorensen	555	1955-58	3
Touré Knighton	544	1997-2001	4
Greg Upton	532	1968-71	3
Bob Gallagher	527	1985-88	3
Oscar Frayer	515	2016-21	4
Eric Taylor	512	1988-91	3
Rodney Hightower	501	1973-75	2

150 STEALS

Player	Steals	Years	Seasons
Jim Irvine	210	1970-74	4
Kenny Archbold	198	1994-97	3
David Everett	192	1971-72, 73-76	4
Rodney Johns	161	1986-88	2
Jovan Blacksher Jr.	157	2019-pres	4
Chad Briscoe	155	1991-93	2
Benny Lindsey	154	1959-62	3
Touré Knighton	152	1997-2001	4

100 BLOCKS

Player	Blocks	Years	Seasons
Horacio Llamas	172	1994-96	2
Nathan Hansen	150	1995-98	3
Bryan Lee	147	2004-07	3
Joshua Ondigo	137	1998-92	4

200 ASSISTS

Player	Assists	Years	Seasons
Craig Johnson	455	1987-89	2
DeWayne Russell	423	2014-17	3
Bayard Forrest	421	1972-76	4
Ryan Nelson	387	2004-06	2
Jovan Blacksher Jr.	392	2019-pres	4
Chester Hayes	292	1990-94	4
Elbert Meeks	288	1992-94	2
Rodney Johns	285	1986-88	2
Willie Polk	252	1977-79	2
Jabari Riggins	252	2000-04	4
Jim Pyers	250	1979-83	4
Gerard Martin	236	2015-19	4
Mike Boatright	230	1980-84	4
Jim Irvine	229	1970-74	4
Chad Briscoe	224	1991-93	2
Kenny Archbold	214	1994-97	3
Touré Knighton	211	1997-2001	4
Joey Allison	202	1989-91	2

100 3-POINTERS

Player	3-pointers	Years	Seasons
Joshua Braun	257	2014-18	4
Chester Hayes	195	1990-94	4
Chad Briscoe	174	1991-93	2
Oscar Frayer	144	2016-21	4
Dant Williams	137	1987-89	2
Alessandro Lever	128	2017-21	4
Nick Witherill	127	2009-12	3
Jovan Blacksher Jr.	125	2019-pres	4
Milee Karre	122	2005-09	4
Spencer Inman	118	1998-2000	2
Mike Ledbetter	113	1987-89	2
Rudy Bogan	110	2006-08	2
Rich Davis	107	2005-06	1
Ron Akre	106	1986-88	2
Jerome Garrison	104	2011-15	4

» 100-POINT GAMES

No.	Date	Opponent	Result	No.	Date	Opponent	Result	No.	Date	Opponent	Result
1	Feb. 12, 1955	at Cal Baptist-Covina	W 100-44	55	Jan. 2, 1987	Olivet Nazarene	W 112-94	109	Feb. 18, 1993	Alaska Fairbanks	W 101-97
2	Feb. 4, 1956	Davis-Monahan A.F. Base	W 103-89	56	Jan. 6, 1987	Central Methodist	W 105-74	110	March 13, 1993	CS Chico	W 103-98
3	Jan. 15, 1959	Williams A.F. Base	W 106-75	57	Jan. 24, 1987	Southern Utah State	W 105-91	111	Dec. 3, 1993	Western State	W 104-100
4	Jan. 15, 1960	Williams A.F. Base	W 101-77	58	Feb. 20, 1987	University of Dallas	W 111-85	112	Dec. 31, 1993	Western State	W 108-73
5	Jan. 10, 1961	Luke A.F. Base	L 104-100	59	Nov. 27, 1987	at UC Santa Cruz	W 105-70	113	Jan. 6, 1994	Chaminade	W 115-73
6	Nov. 29, 1961	California Baptist	W 101-65	60	Nov. 28, 1987	at UC San Diego	W 116-72	114	Jan. 7, 1995	Pacific Christian	W 108-92
7	Jan. 8, 1963	California Baptist	W 111-77	61	Dec. 1, 1987	College of St. Thomas	W 110-67	115	Nov. 20, 1995	Colorado Christian	W 106-68
8	Feb. 18, 1963	New Mexico Western	W 101-89	62	Dec. 5, 1987	Point Loma Nazarene	W 121-79	116	Dec. 16, 1995	Clarke	W 106-59
9	Dec. 20, 1963	California Lutheran	W 116-83	63	Dec. 21, 1987	Western New Mexico	W 105-78	117	Dec. 20, 1995	Central Oklahoma	W 102-76
10	Jan. 31, 1964	Pacific Christian	W 102-96	64	Dec. 22, 1987	North Park College	W 114-106	118	Dec. 28, 1995	Southwestern (Kansas)	W 104-73
11	Feb. 19, 1965	Eastern New Mexico	W 102-87	65	Dec. 30, 1987	at Mesa College	W 106-74	119	Jan. 11, 1996	Pacific Christian	W 106-54
12	Dec. 17, 1965	California Baptist	W 120-84	66	Jan. 23, 1988	at Southern Utah State	W 121-101	120	March 7, 1996	Alaska Anchorage	W 105-96
13	Dec. 18, 1965	California Baptist	W 105-92	67	Jan. 30, 1988	The Master's	W 115-61	121	Nov. 19, 1996	Arizona College of the Bible	W 144-46
14	Dec. 29, 1965	East Central Oklahoma	W 106-101	68	Feb. 15, 1988	Southern Utah State	W 113-92	122	Nov. 29, 1996	Fort Lewis	W 101-71
15	Jan. 4, 1966	Cal Lutheran	L 109-101	69	Feb. 20, 1988	Christian Heritage	W 106-96	123	Dec. 29, 1997	Western New Mexico	W 100-78
16	Jan. 28, 1966	La Verne	W 107-89	70	Feb. 27, 1988	at Hawaii Pacific	W 102-93	124	Jan. 20, 1999	Cat Poly Pomona	W 108-60
17	Feb. 4, 1966	at California Baptist	W 109-99	71	March 10, 1988	Colorado School of Mines	W 113-79	125	March 1, 2002	Chico State	W 108-105
18	Dec. 9, 1966	Western State	W 111-107	72	March 17, 1988	Hastings College	W 103-75	126	Feb. 8, 2005	Southwestern College	W 101-56
19	Dec. 15, 1966	California Baptist	W 103-96	73	March 18, 1988	Fort Hays State	W 101-95	127	Nov. 15, 2005	Colorado-Colorado Springs	W 104-74
20	Dec. 29, 1966	vs. Minot State	W 100-75	74	March 21, 1988	Waynesburg	W 108-106	128	Nov. 26, 2005	CS Monterey Bay	W 105-96
21	Feb. 18, 1967	Azusa Pacific	W 106-98	75	Dec. 3, 1988	vs. Oklahoma City	W 113-96	129	Nov. 30, 2005	at Colorado-Colorado Springs	W 100-68
22	Feb. 25, 1967	La Verne	W 106-77	76	Dec. 9, 1988	Colorado Christian	W 124-68	130	Dec. 8, 2005	at Western New Mexico	W 101-93
23	Dec. 19, 1967	Fort Lewis	W 104-89	77	Dec. 20, 1988	Seattle Pacific	W 104-95	131	Dec. 16, 2005	Vanguard	W 103-92
24	Dec. 20, 1968	Vanguard	W 101-60	78	Dec. 22, 1988	Cal Poly Pomona	W 119-93	132	Jan. 21, 2006	Southwestern College	W 110-65
25	Feb. 7, 1969	Southern Utah State	W 101-77	79	Dec. 30, 1988	Chapman	W 116-94	133	Feb. 2, 2006	Western New Mexico	W 100-58
26	Feb. 14, 1969	Fort Lewis	W 101-72	80	Jan. 14, 1989	at West Coast Christian	W 141-57	134	Feb. 6, 2006	at Southwestern College	W 114-57
27	Dec. 20, 1969	Fort Lewis	W 106-88	81	Jan. 27, 1989	Biola	W 103-85	135	Feb. 16, 2006	at BYU-Hawaii	L 116-110
28	Jan. 9, 1970	Cal Lutheran	W 104-69	82	Feb. 4, 1989	Christian Heritage	W 115-90	136	Feb. 18, 2006	at Chaminade	L 114-107
29	Jan. 17, 1970	Adams State	W 111-100	83	Feb. 17, 1989	Langston	W 112-91	137	Feb. 25, 2006	Notre Dame de Namur	W 110-70
30	Jan. 26, 1970	at Southern Utah State	L 109-101	84	Feb. 18, 1989	Drury	W 100-74	138	Jan. 11, 2007	Southwestern College	W 123-60
31	Jan. 29, 1970	Colorado School of Mines	W 122-78	85	Feb. 25, 1989	Christian Heritage	W 117-72	139	Dec. 15, 2007	Haskell College	W 105-69
32	Feb. 6, 1970	Southern Utah State	W 125-86	86	March 4, 1989	Colorado School of Mines	W 109-82	140	Feb. 19, 2008	Southwestern College	W 105-66
33	Dec. 18, 1970	California Baptist	W 101-82	87	March 6, 1989	Denver	W 111-88	141	March 4, 2010	Hawaii Pacific	W 100-91
34	Dec. 22, 1970	College of Artesia	W 101-73	88	March 8, 1989	Mesa State	W 115-95	142	Feb. 14, 2013	at Academy of Art	W 105-78
35	Jan. 9, 1971	Western State	W 100-90	89	Dec. 1, 1989	Oklahoma City	W 102-97	143	Dec. 13, 2015	Omaha	L 108-104
36	Feb. 9, 1975	New Mexico Highlands	W 114-67	90	Dec. 19, 1989	CS Dominguez Hills	W 107-78	144	Dec. 27, 2017	vs. Morgan State	W 100-74
37	March 4, 1975	New Mexico Highlands	W 102-81	91	Feb. 17, 1990	Langston (Okla.)	W 107-73	145	Feb. 8, 2020	at California Baptist	W 103-98
38	Dec. 4, 1976	College of Santa Fe	W 101-76	92	Feb. 23, 1990	The Master's	W 108-71	146	Jan. 15, 2021	Bethesda	W 121-62
39	Dec. 10, 1977	California Baptist	W 109-70	93	March 4, 1990	Mesa State	W 121-95	147	Nov. 10, 2022	San Diego Christian	W 101-50
40	Feb. 2, 1979	College of Santa Fe	W 109-73	94	Dec. 1, 1991	at Chaminade	W 100-76	148	Nov. 26, 2022	Benedictine Mesa	W 110-53
41	Feb. 5, 1980	at Vanguard	W 119-98	95	Dec. 3, 1991	at CS Stanislaus	W 106-104	149	Feb. 21, 2023	Park (Ariz.)	W 111-38
42	Feb. 16, 1980	College of Santa Fe	W 103-62	96	Jan. 18, 1992	Chaminade	W 100-82				
43	Feb. 6, 1982	New Mexico Highlands	W 101-80	97	Feb. 8, 1992	at Nebraska-Kearney	W 104-100				
44	Nov. 17, 1984	Texas College	W 116-91	98	Feb. 20, 1992	Alaska Fairbanks	W 107-91				
45	Dec. 7, 1985	New Mexico Highlands	W 112-87	99	Feb. 22, 1992	Alaska Anchorage	W 101-82				
46	Dec. 12, 1985	Northern Montana	W 101-71	100	Feb. 24, 1992	Nebraska-Kearney	W 131-104				
47	Dec. 28, 1985	vs. Texas Lutheran	W 134-129	101	Nov. 27, 1992	Bridgeport	W 110-98				
48	Dec. 29, 1985	at Mesa College	W 102-101	102	Nov. 28, 1992	Central Oklahoma	W 110-108				
49	Jan. 7, 1986	Concordia (Neb.)	W 101-89	103	Dec. 30, 1992	Chapman	W 106-83				
50	Jan. 17, 1986	Wassuk	W 142-64	104	Jan. 1, 1993	Winona State	W 124-98				
51	Feb. 22, 1986	College of Santa Fe	W 102-88	105	Jan. 2, 1993	UC Riverside	W 105-65				
52	Nov. 15, 1986	The Master's	W 101-86	106	Jan. 23, 1993	Alaska Fairbanks	W 110-73				
53	Dec. 11, 1986	Texas Wesleyan	W 101-88	107	Jan. 26, 1993	Pacific Christian	W 132-89				
54	Dec. 19, 1986	Occidental	W 114-82	108	Feb. 11, 1993	Seattle Pacific	W 107-102				

SUMMARY	Overall	D-I
Number	149	7
Overall W-L	143-6	6-1
	(.960)	(.857)

OUTLOOK

REVIEW

TEAM

THIS IS GCU

HISTORY

HISTORY » SEASON OPENERS

Year	Date	Opponent	Result	Leading Scorer
1949-50	Dec. 2	ASCF-Freshmen	L 38-35	White (14)
1950-51	Dec. 1	at Eastern Arizona JC	L 59-58	Robinett (26)
1951-52	Nov. 29	at ASC-Freshmen	L 56-38	Menefee (18)
1952-53	Dec. 5	at Arizona (freshmen)	W 61-59	Menefee (15)
1953-54	Dec. 1	at Williams Air Force Base	L 57-43	Hill/Forrest (10)
1954-55	Nov. 13	El Central Naval Air Station	W 87-53	<i>unknown</i>
1955-56	Nov. 30	at Arizona State-Flagstaff	L 76-60	Menefee (21)
1956-57	Dec. 6	at Cal Baptist-Covina	W 63-37	Sorensen (17)
1957-58	Dec. 4	at Palo Verde	W 69-59	Dean (19)
1958-59	Dec. 3	at La Verne	W 76-57	Dean (18)
1959-60	Dec. 2	at La Verne	W 87-67	Lindsey (22)
1960-61	Dec. 1	at La Verne	W 85-58	Mattson (22)
1961-62	Nov. 29	at California Baptist	W 101-65	Lindsey (19)
1962-63	Nov. 30	at La Verne	W 59-55	Brewer (18)
1963-64	Dec. 6	at La Verne	L 99-80	Brewer (20)
1964-65	Dec. 4	Adams State	L 90-79	Warren (22)
1965-66	Dec. 3	at Western State	L 77-71	Bateman (21)
1966-67	Dec. 2	at New Mexico Highlands	L 94-93	Bateman/Sullivan (25)
1967-68	Dec. 1	New Mexico Highlands	W 75-56	Gagnon (29)
1968-69	Dec. 5	at Fort Lewis	L 80-73	Burnside (14)
1969-70	Dec. 4	at Adams State	W 93-92	Swinford (21)
1970-71	Dec. 3	at Adams State	L 96-73	Acker (15)
1971-72	Dec. 3	Southern Utah State	W 73-71	Irvine (30)
1972-73	Nov. 28	at Northern Arizona	L 64-60	B. Forrest (15)
1973-74	Nov. 30	Point Loma	W 74-64	Haddow (18)
1974-75	Nov. 29	Southern Utah State	W 67-57	Haddow/Hightower (20)
1975-76	Nov. 27	Eastern New Mexico	W 69-57	Everett (21)
1976-77	Nov. 29	Fort Lewis	W 76-48	Hall (21)
1977-78	Dec. 2	at UC Riverside	W 95-69	Arvizu (19)
1978-79	Nov. 28	St. Thomas	W 58-55	Arvizu (26)
1979-80	Nov. 27	Southern Utah State	W 57-52	Ross (20)
1980-81	Nov. 26	St. Thomas	W 77-66	Pyers (18)
1981-82	Nov. 27	vs. New Mexico Highlands	W 86-69	Pyers (20)
1982-83	Nov. 20	CS Dominguez Hills	W 60-56	Pyers (19)
1983-84	Nov. 18	CSUN	L 66-49	Williams (12)
1984-85	Nov. 3	at Wayland Baptist	L 85-67	Warren (26)
1985-86	Nov. 16	The Master's	W 88-73	Warren (23)
1986-87	Nov. 15	The Master's	W 101-86	Williams (20)
1987-88	Nov. 20	at Southern Colorado	W 96-77	Williams (31)
1988-89	Nov. 29	St. Thomas	W 86-64	Williams (30)
1989-90	Nov. 17	vs. Cal State L.A.	L 90-78	D. Jones (16)
1990-91	Nov. 17	CS Dominguez Hills	W 79-73	Carter (24)
1991-92	Nov. 23	Metro State	W 81-74	Carter (23)
1992-93	Nov. 27	Bridgeport	W 110-98	Briscoe (44)
1993-94	Nov. 26	CS San Bernardino	L 81-58	Meeks (19)
1994-95	Nov. 18	Missouri-St. Louis	W 74-69	Langford (22)

Year	Date	Opponent	Result	Leading Scorer
1995-96	Nov. 17	Tarleton State	W 89-71	Langford/Llamas (19)
1996-97	Nov. 19	Ariz. College of Bible	W 144-46	Allen (21)
1997-98	Nov. 21	Albertson	W 75-64	Allen (29)
1998-99	Nov. 20	Christian Heritage	W 83-67 0T	Inman (13)
1999-00	Nov. 19	at Alaska Anchorage	L 90-61	Daniels (14)
2000-01	Nov. 17	Fresno Pacific	L 78-74	Mullins (20)
2001-02	Nov. 23	Fort Lewis	W 75-65	Somers (17)
2002-03	Nov. 22	St. Xavier	L 75-69	Harris (17)
2003-04	Nov. 28	Western State	W 70-50	Hall (23)
2004-05	Nov. 19	at Alaska Anchorage	W 70-66	P. Davis (20)
2005-06	Nov. 15	Colorado-Colorado Springs	W 104-74	R. Davis (23)
2006-07	Nov. 15	at Western New Mexico	L 82-75	R. Davis (16)
2007-08	Nov. 17	at New Mexico Highlands	W 91-48	Karre (16)
2008-09	Nov. 15	at Western New Mexico	L 80-78	Nurumbi (23)
2009-10	Oct. 30	vs. Western Washington	L 94-70	Ramos (12)
2010-11	Nov. 12	at Utah	L 72-48	Witherill (11)
2011-12	Nov. 11	at UNLV	L 83-66	Pickrel (19)
2012-13	Nov. 9	vs. #7 Winona State	L 66-64	Garrison (16)
2013-14	Nov. 8	vs. Loyola Marymount	L 78-75	Larson (18)
2014-15	Nov. 14	at #1 Kentucky	L 85-45	Woolridge (15)
2015-16	Nov. 13	Portland State	W 82-72	Russell/Braun (15)
2016-17	Nov. 12	at #1 Duke	L 96-61	Carr (18)
2017-18	Nov. 10	Florida A&M	W 67-51	Braun/Aidoo (11)
2018-19	Nov. 6	at South Dakota State	L 79-74	Drechsel/Johnson (17)
2019-20	Nov. 5	Davenport	L 83-71	Johnson (22)
2020-21	Nov. 25	Grambling State	W 69-53	Lever (18)
2021-22	Nov. 9	Grambling State	W 74-53	Blacksher Jr. (16)
2022-23	Nov. 7	Montana State	W 60-54	Blacksher Jr. (18)

SUMMARY	Overall	D-I
Overall W-L	44-30	5-5
Number	74	10
Leading scorer	Chad Briscoe (44, 1992)	Carlos Johnson (22, 2019)
Longest win streak	10 games (1973-82)	3 games (2020-22)
Longest loss streak	7 games (2008-14)	2 games (2013-14, 2018-19)
Home Record	30-7	5-1
Away Record	13-19	0-3
Neutral Record	1-4	0-1
Most frequent opponent	La Verne (5x)	Grambling State (2x)
Most points (GCU)	144 (1996)	82 (2015)
Most points (opp.)	99 (1963)	96 (2016)
Fewest points (GCU)	35 (1949)	45 (2014)
Fewest points (opp.)	37 (1956)	51 (2017)
Biggest win	98 (1996)	21 (2021)
Biggest loss	40 (2014)	40 (2014)
Closest margin	1 (1950, 66, 69)	5 (2018)

▶▶ HOME OPENERS

Year	Date	Opponent	Result	Leading Scorer
1949-50	Dec. 2	ASCF-Freshmen	L 38-35	White (14)
1950-51	Dec. 8	Phoenix College	L 60-46	unknown
1951-52	Jan. 8	Phoenix College	L 51-70	Greer (13)
1952-53	Dec. 13	Palo Verde	W 76-71	Menefee (20)
1953-54	Dec. 5	Eastern Arizona	W 55-53	N. Forrest (17)
1954-55	Nov. 13	El Central Naval Air Station	W 87-53	unknown
1955-56	Dec. 3	Eastern Arizona	L 77-68	Menefee (21)
1956-57	Dec. 15	Upland	W 70-47	Dean (21)
1957-58	Dec. 17	San Diego	L 84-69	Deines (16)
1958-59	Dec. 13	Cal Poly Pomona	W 97-80	Deines (28)
1959-60	Dec. 12	Luke Air Force Base	W 90-66	Lindsey (18)
1960-61	Dec. 10	Nevada Southern	W 83-61	Mattson/Frank (22)
1961-62	Dec. 9	Nevada Southern	W 75-68	Lindsey (22)
1962-63	Dec. 11	Arizona State-Flagstaff	L 72-65	Brewer (24)
1963-64	Dec. 14	La Verne	W 93-85	Brewer (27)
1964-65	Dec. 4	Adams State	L 90-79	Warren (22)
1965-66	Dec. 10	Fort Lewis	L 99-95	Bateman/Sullivan (18)
1966-67	Dec. 9	Western State	W 111-107	Sullivan (33)
1967-68	Dec. 1	New Mexico Highlands	W 75-56	Gagnon (29)
1968-69	Dec. 20	S. California (Vanguard)	W 101-60	Gagnon (21)
1969-70	Dec. 12	California Baptist	W 86-61	Wilcox (20)
1970-71	Dec. 12	Cal Lutheran	W 77-68	Irvine/Chase (13)
1971-72	Dec. 3	Southern Utah State	W 73-71	Irvine (30)
1972-73	Dec. 4	Southern Utah State	W 97-77	Irvine (22)
1973-74	Nov. 30	Point Loma	W 74-64	Haddow (18)
1974-75	Nov. 29	Southern Utah State	W 67-57	Haddow/Hightower (20)
1975-76	Nov. 27	Eastern New Mexico	W 69-57	Everett (21)
1976-77	Nov. 29	Fort Lewis	W 76-48	Hall (21)
1977-78	Dec. 9	UMKC	W 75-70	Stokes (22)
1978-79	Nov. 28	St. Thomas	W 58-55	Arvizu (26)
1979-80	Nov. 27	Southern Utah State	W 57-52	Ross (20)
1980-81	Nov. 26	St. Thomas	W 77-66	Pyers (18)
1981-82	Dec. 4	St. Thomas	L 60-55	Pyers (18)
1982-83	Nov. 20	CS Dominguez Hills	W 60-56	Pyers (19)
1983-84	Nov. 18	CSUN	L 66-49	Williams (12)
1984-85	Nov. 27	St. Thomas	W 75-62	Monteverde (21)
1985-86	Nov. 16	The Master's	W 88-73	Warren (23)
1986-87	Nov. 15	The Master's	W 101-86	Williams (20)
1987-88	Dec. 1	St. Thomas	W 110-67	Ware (26)
1988-89	Nov. 29	St. Thomas	W 86-64	Williams (30)
1989-90	Nov. 25	Mid America Nazarene	W 94-74	McDaniel (20)
1990-91	Nov. 17	CS Dominguez Hills	W 79-73	Carter (24)
1991-92	Nov. 23	Metro State	W 81-74	Carter (23)
1992-93	Nov. 27	Bridgeport	W 110-98	Briscoe (44)
1993-94	Nov. 26	CS San Bernardino	L 81-58	Meeks (19)
1994-95	Nov. 18	Missouri-St. Louis	W 74-69	Langford (22)

Year	Date	Opponent	Result	Leading Scorer
1995-96	Nov. 17	Tarleton State	W 89-71	Langford/Llamas (19)
1996-97	Nov. 19	Ariz. College of Bible	W 144-46	Allen (21)
1997-98	Nov. 21	Albertson	W 75-64	Allen (29)
1998-99	Nov. 20	Christian Heritage	W 83-67	Inman (13)
1999-00	Nov. 26	St. Xavier	L 75-68	Turner (18)
2000-01	Nov. 17	Fresno Pacific	L 78-74	Mullins (20)
2001-02	Nov. 23	Fort Lewis	W 75-65	Somers (17)
2002-03	Nov. 22	St. Xavier	L 75-69	Harris (17)
2003-04	Nov. 28	Western State	W 70-50	Hall (23)
2004-05	Dec. 11	CSU Stanislaus	W 78-75	Alonzo (25)
2005-06	Nov. 15	Colorado-Colorado Springs	W 104-74	R. Davis (23)
2006-07	Nov. 20	UC San Diego	W 64-62	Lee (17)
2007-08	Nov. 24	UC San Diego	W 72-62	Morrison (17)
2008-09	Nov. 22	Cal State Los Angeles	W 68-64	Nurumbi (22)
2009-10	Nov. 24	California Baptist	W 53-48	Witherill (13)
2010-11	Nov. 19	Minnesota-Duluth	W 72-54	Wynn (14)
2011-12	Nov. 16	The Master's	W 77-70	Speed (15)
2012-13	Nov. 14	Western New Mexico	W 69-58	Larson/Lowery (13)
2013-14	Nov. 16	Western New Mexico	W 91-41	Walker (21)
2014-15	Nov. 17	Montana State	W 61-45	Majerle (13)
2015-16	Nov. 13	Portland State	W 82-72	Russel/Braun (15)
2016-17	Nov. 25	Coppin State	W 70-37	Russell (18)
2017-18	Nov. 10	Florida A&M	W 67-51	Braun/Aidoo (11)
2018-19	Nov. 10	Delaware State	W 89-47	Drechsel/Frayer (15)
2019-20	Nov. 5	Davenport	L 83-71	Johnson (22)
2020-21	Nov. 25	Grambling State	W 69-53	Lever (18)
2021-22	Nov. 9	Grambling State	W 74-53	Blacksher Jr. (16)
2022-23	Nov. 7	Montana State	W 60-54	Blacksher Jr. (18)

SUMMARY	Overall	D-I
Overall W-L	59-15	9-1
Number	74	10
Leading scorer	Chad Briscoe (44, 1992)	Carlos Johnson (22, 2019)
Longest win streak	16 games (2003-18)	6 games (2013-18)
Longest loss streak	3 games (1949-51)	1 game (2019)
Most frequent opponent	St. Thomas (6x)	Grambling State (2x)
Most points (GCU)	144 (1996)	91 (2013)
Most points (opp.)	107 (1966)	83 (2019)
Fewest points (GCU)	35 (1949)	61 (2014)
Fewest points (opp.)	38 (1949)	41 (2013)
Biggest win	98 (1996)	50 (2013)
Biggest loss	23 (1993)	12 (2019)
Closest margin	2 (1971, 2006)	10 (2015)

OUTLOOK

REVIEW

TEAM


THIS IS GCU

HISTORY

HISTORY » HEAD COACHES



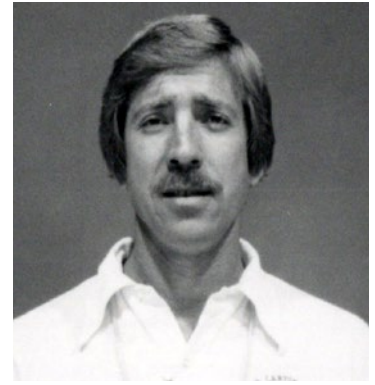
**HOWARD
MANSFIELD**
2 seasons (1949-51) / 2-19 (.095)




**DAVE
BRAZZELL**
13 seasons (1951-60, 61-65) / 151-134 (.523)




**DON
REED**
1 season (1960-61) / 12-10 (.545)




**BEN
LINDSEY**
16 seasons (1965-81) / 317-137 (.698)



**JAY
ARNOTE**
2 seasons (1981-83) / 40-19 (.678)



**JOHN
SHUMATE**
3 seasons (1983-86) / 58-33 (.637)



**PAUL
WESTPHAL**
2 seasons (1986-88) / 63-18 (.778)



**BILL
WESTPHAL**
2 seasons (1988-90) / 51-15 (.773)



**LEIGHTON
MCCRARY**
14 seasons (1990-2004) / 216-178 (.548)



**SCOTT
MOSSMAN**
4 seasons (2004-08) / 65-47 (.580)



**DAN
NICHOLS**
1 season (2008-09) / 13-14 (.481)



**RUSS
PENNELL**
4 seasons (2009-13) / 72-44 (.621)



**DAN
MAJERLE**
7 seasons (2013-20) / 136-89 (.604)



**BRYCE
DREW**
4th season / 64-27 (.703)

Years	Coach	Seasons	W	L	Pct.
1949-51	Howard Mansfield	2	2	19	.095
1951-60, 61-65	Dave Brazell	13	151	134	.523
1960-61	Don Reed	1	12	10	.545
1965-81	Ben Lindsey	16	317	137	.698
1981-83	Jay Arnote	2	40	19	.678
1983-86	John Shumate	3	58	33	.637
1986-88	Paul Westphal	2	63	18	.778
1988-90	Bill Westphal	2	51	15	.773
1990-2004	Leighton McCrary	14	216	178	.548
2004-08	Scott Mossman	4	65	47	.580
2008-09	Dan Nichols	1	13	14	.481
2009-13	Russ Pennell	4	72	44	.621
2013-20	Dan Majerle	7	136	89	.604
2020-pres	Bryce Drew	3+	64	27	.703

TOP 5 LONGEVITY

1	Ben Lindsey	16
2	Leighton McCrary	14
3	Dave Brazell	13
4	Dan Majerle	7
5	Russ Pennell	4
	Scott Mossman	4

TOP 5 WINS


1	Ben Lindsey	317
2	Leighton McCrary	216
3	Dave Brazell	151
4	Dan Majerle	136
5	Russ Pennell	72

TOP 5 WIN PERCENTAGE

1	Paul Westphal	.778
2	Bill Westphal	.773
3	Bryce Drew	.703
4	Ben Lindsey	.698
5	Jay Arnote	.678




Ben Lindsey won two national titles in his 16 seasons as head coach



Dave Brazell led GCU to its only undefeated season in 1958-59

1974-75 NAIA NATIONAL CHAMPIONS



ROSTER

NO.	NAME	POS	HT	YR	HOMETOWN	HIGH SCHOOL / PREV.
10	David Everett	G	6-1	Jr.	Rochester, N.Y.	Edison Tech
12	Scott Burdette	G	6-0	Sr.	Tempe, Ariz.	Tempe HS
14	Truett Forrest	G/F	6-3	Jr.	Bandon, Ore.	Bandon HS
20	Steve Pappas	G	6-1	Jr.	Chicago, Ill.	Mayfair JC
22	Mike Osborne	G	6-4	Fr.	Denver, Colo.	Bearcreek HS
24	Mike Haddow	G	6-5	Sr.	Huntington Beach, Calif.	Huntington Park
30	Cliff Tadema	F	6-5	Fr.		Valley Christian
32	Kelly Bateman	G	6-4	Sr.	Phoenix, Ariz.	Agua Fria HS
34	Wayne Harrison	F	6-5	Fr.	Denver, Colo.	Bearcreek HS
40	Rodney Hightower	F	6-5	Sr.	Phoenix, Ariz.	Carl Hayden HS
42	Dan Schmidt	F	6-7	Jr.		Grossmont JC
44	Bob Stout	F	6-8	Jr.	Glendale, Ariz.	Maryvale HS
50	Bayard Forrest	C	6-10	Jr.	Bandon, Ore.	Bandon HS
52	Jon Forrest	F/C	6-6	So.	Bandon, Ore.	Bandon HS
54	Steve Vander Ploeg	C	6-6	Jr.	Scottsdale, Ariz.	Arcadia HS

Head Coach

Ben Lindsey



'It's a dream come true'

PHOENIX (AP)—"It's just like a dream come true. I know this happens only once in a lifetime."

A happy Grand Canyon College coach Ben Lindsey and his team returned here yesterday after capturing the National Association of Intercollegiate Athletics championship a day earlier in Kansas City.

The final score was 65-54 over Midwestern University of Wichita Falls, Tex.

The Antelopes, who were eliminated in early rounds the two previous years, didn't let that happen this time.

Bayard Forrest, who scored 16 points in Saturday's victory, was named the tournament's Most Valuable Player. And the Antelopes also took the sportsmanship award and Lindsey was given the coaches' sportsmanship honor.

Mike Haddow topped the Antelopes' scoring with 19

against Midwestern. Forrest had 16, David Everett 12 and Rod Hightower 10.

"Hightower and Everett . . . I can't say enough about them," said Lindsey. "They did the work in the trenches. Their defense was the key to our winning every game."

"Bayard played every minute of our last three games," the coach added. "I couldn't have asked for more out of him, or anybody on the team. Everybody played nothing short of fantastic. They had to for us to win the national title."

Of the final game, Lindsey said: "They really collapsed on Bayard. They had the size to do it. Bay didn't score as much as in the semis (34 points) but he made eight of 12 and had several assists."

It was Forrest and Everett with two baskets each that gave Grand Canyon an 8-0 lead and the leverage it needed to control the game.



RESULTS / 30-3

Conference none

Coach Ben Lindsey

11/29	Southern Utah State	Phoenix, Ariz.	W 67-57
11/30	UC Riverside	Phoenix, Ariz.	L 55-64
12/4	at College of Santa Fe	Santa Fe, N.M.	W 52-51
12/10	at Western New Mexico	Silver City, N.M.	W 62-61
12/13	Point Loma	Phoenix, Ariz.	W 68-57
12/14	California Baptist	Phoenix, Ariz.	W 86-73
12/17	Greenville College	Phoenix, Ariz.	W 81-59
12/19	Kansas City	Phoenix, Ariz.	W 70-58
12/20	Occidental	Phoenix, Ariz.	W 70-67
1/4	at Southern Utah State	Cedar City, Utah	W 83-77
1/7	Western New Mexico	Phoenix, Ariz.	W 89-83
1/11	Chapman	Phoenix, Ariz.	W 91-63
1/14	Northern Arizona	Phoenix, Ariz.	W 84-74
1/16	at UC Irvine	Irvine, Calif.	W 70-63
1/17	at California Baptist	Riverside, Calif.	W Forfeit
1/18	at Westmont	Santa Barbara, Calif.	W 85-50
1/24	College of Santa Fe	Phoenix, Ariz.	W 88-64
1/25	Cal Lutheran	Phoenix, Ariz.	W 88-75
1/28	at Northern Arizona	Flagstaff, Ariz.	L 73-87
1/31	at New Mexico Highlands	Las Vegas, N.M.	L 72-73
2/1	at Eastern New Mexico	Portales, N.M.	W 72-46
2/6	San Diego	Phoenix, Ariz.	W 72-47
2/11	New Mexico Highlands	Phoenix, Ariz.	W 114-67
2/21	at San Diego	San Diego, Calif.	W 68-65
2/22	at Point Loma	San Diego, Calif.	W 64-63
NAIA DISTRICT VII TOURNAMENT			
3/3	Southern Utah State	Phoenix, Ariz.	W 83-74
3/4	New Mexico Highlands	Phoenix, Ariz.	W 102-81
NAIA NATIONAL TOURNAMENT			
3/11	vs Willamette	Kansas City, Mo.	W 83-60
3/12	vs Illinois Wesleyan	Kansas City, Mo.	W 66-63
3/13	vs Wisconsin-Parkside	Kansas City, Mo.	W 70-54
3/14	vs Alcorn State	Kansas City, Mo.	W 88-68
3/15	vs Midwestern	Kansas City, Mo.	W 65-54

Antelopes capture NAIA title, 65-54

Special to The Republic

KANSAS CITY — All the way.

Awesome Grand Canyon College put the first eight points on the scoreboard and never looked back Saturday night on its way to capturing the National Association of Intercollegiate Athletics championship.

The final score was 65-54 over Midwestern University of Wichita Falls as the 30-3 Antelopes dazzled 9,000 fans in the Kemper Arena with their unbeatable offensive and defensive balance to carve out a wire-to-wire triumph that was relatively free of scares.

"It's fantastic," said a still-composed Ben Lindsey after the awards ceremony, "what else can I say?"

"We felt all along that we were capable of playing this kind of ball. Our players have worked hard for this."

In the championship game there was no one hero.

Mike Haddow topped the Antelopes' scoring with 19. All-America center Bayard Forrest had 16, David Everett 12 and Rod Hightower 10. Forrest, named the tournament's Most Valuable Player, grabbed 12 rebounds, but Hightower handled nine and Haddow seven.

On the other end of the court, Grand Canyon was just as balanced with Hightower silencing John Atchan (12.3) on just two points, Bob Stout stopping Gary Blount (12.5) with only four and Everett limiting Leroy Shaw (12.2) to five.

"Hightower and Everett . . . I can't say enough about them," said Lindsey. "They did the work in the trenches. Their defense was the key to our winning every game."

Lindsey also lauded Forrest for his stamina. "Bayard played every minute of our last three games. I couldn't have asked for more out of him . . . or anybody on the team," Lindsey said. "Everybody played nothing short of fantastic. They had to for us to win the national title."

The Antelopes, who were eliminated in early rounds the two previous years, grabbed off the sportsmanship award.

Lindsey was given the coaches' sportsmanship honor, while Haddow was named to a spot on the all-tournament second team.

Trophies, honors, nets and all, the team is due to arrive back in Phoenix aboard TWA flight 233 at 9:38 a.m. at Sky Harbor.

It was Forrest and Everett with two buckets each as GCC charged off to an 8-0 lead that gave the Lopes the leverage they needed to control the game.

"Oh, that looked good to me," said Lindsey. "We needed that lead bad. It was very important that we get ahead and make them play catch up."

Catch up, Midwestern couldn't, but not because they didn't try.

Isaac DeVore, who topped the Indians with 22 points, cut the margin to three at 20-17.

But Haddow hit twice around a tip-in by Forrest to put Grand Canyon ahead by nine.

The Lopes took a seven-point spread into the dressing room at halftime and maintained it through the early minutes of the second half.

But after Hightower connected with 10:40 to play, GCC went cold and didn't hit from the field for four minutes.

The Indians, however, couldn't capitalize, missing four of seven from the line, including the front ends of two one-and-one chances.

Stout ended the spell with a clutch basket from the side to level off Canyon's tailspin after Midwestern had closed the gap to four at 44-40 with 6:30 showing.

Haddow then notched a three-point play to boost Grand Canyon up by eight and, for all practical purposes, it was all over with four minutes left, as the Antelopes danced to their 11-point margin.

Scott Burdette, representing GCC's invaluable bench, cut down one net, while Everett got the other.

"We held up well," Lindsey said. "While other teams ran out of gas, our bench kept us going."

"They deserved 'em," he said of the nets. "Everett came through so many times. His steals each game were vital."

"You know," said Lindsey, "We've got some great pressure players. Everybody came through when the chips were down. Haddow hit when we needed a couple points and when we needed the ball, Everett swiped it."

Lindsey said Forrest came by his points the hard way. "They really collapsed on Bay. They had the size to do it. Bay didn't score as much as in the semis (34) but he made eight of 12 and had several assists."

1977-78 NAIA NATIONAL CHAMPIONS



ROSTER

NO.	NAME	POS	HT	YR	HOMETOWN	HIGH SCHOOL / PREV.
10	Chuck Moorer	G	5-9	Sr.	Detroit, Mich.	Hamtramck
12	Richard Bacon	G	6-0	Jr.	Dallas, Texas	Pinkston
14	Jim Pappas	G	5-10	Jr.	Chicago, Ill.	Mather
20	Ed Dawson	G	6-0	Sr.	Tempe, Ariz.	Tempe
22	Mike Osborne	G	6-3	Sr.	Denver, Colo.	Bearcreek
24	Ray Arvizu	G	6-2	Jr.	Phoenix, Ariz.	St. Mary's
30	Abidemi Lawal	F	6-3	Jr.	Ibadan, Nigeria	Olivet
32	Nate Stokes	F	6-4	Sr.	Detroit, Mich.	Northwestern
34	George Slade	F	6-5	Fr.	Rochester, N.Y.	Fairport
40	Willie Polk	F	6-5	Jr.	Indianapolis, Ind.	Arlington
42	Jeff Churchill	C/F	6-6	So.	Big Bear, Calif.	Big Bear
44	Bill Price	F	6-6	So.	Martinsville, Va.	Martinsville
50	George Hall	C	6-7	Sr.	Las Vegas, Nev.	Las Vegas
52	Ray Jackson	C	6-9	Fr.	Phoenix, Ariz.	Central
54	Hank Herrington	F	6-5	Jr.	Phoenix, Ariz.	Maryvale

Head Coach

Ben Lindsey

Assistant Coach

J.C. Helton



RESULTS / 30-3

Conference	none	
Coach	Ben Lindsey	
12/2	at UC Riverside	Riverside, Calif. W 95-69
12/7	at Northern Arizona	Flagstaff, Ariz. W 81-72
12/9	Kansas City	Phoenix, Ariz. W 75-70
12/10	California Baptist	Phoenix, Ariz. W 109-70
12/16	at Biola	La Miranda, Calif. W 64-54
12/17	at Ambassador	Pasadena, Calif. W 86-59
12/22	Wheaton	Phoenix, Ariz. W 98-80
12/23	Wayland Baptist	Phoenix, Ariz. W 84-74
1/6	at Arizona	Tucson, Ariz. L 66-78
1/10	at Southern Utah State	Cedar City, Utah W 73-71
1/14	Point Loma	Phoenix, Ariz. W 78-69
1/17	Northern Arizona	Phoenix, Ariz. W 96-83
1/21	San Diego	Phoenix, Ariz. W 80-69
1/24	New Mexico Highlands	Phoenix, Ariz. W 95-83
1/27	Boila	Phoenix, Ariz. W 74-63
1/28	Western New Mexico	Phoenix, Ariz. W 75-72
2/2	at Occidental	Los Angeles, Calif. W 76-60
2/3	at San Diego	San Diego, Calif. L 71-91
2/11	Eastern New Mexico	Phoenix, Ariz. W 86-81
2/16	at New Mexico Highlands	Las Vegas, N.M. W 94-78
2/17	at College of Santa Fe	Santa Fe, N.M. W 77-74
2/18	at Eastern New Mexico	Silver City, N.M. L 59-63
2/24	College of Santa Fe	Phoenix, Ariz. W 92-71
2/25	Ambassador College	Phoenix, Ariz. W 80-65
2/28	Western New Mexico	Phoenix, Ariz. W 87-64
3/2	Southern Utah State	Phoenix, Ariz. W 82-73
NAIA DISTRICT VII TOURNAMENT		
3/4	Southern Utah State	Phoenix, Ariz. W 81-66
3/7	Mesa College	Phoenix, Ariz. W 86-82
NAIA NATIONAL TOURNAMENT		
3/13	vs Cumberland College	Kansas City, Mo. W 70-64
3/15	vs Hawaii-Hilo	Kansas City, Mo. W 83-67
3/16	vs Central State	Kansas City, Mo. W 88-82
3/17	vs East Texas State	Kansas City, Mo. W 74-69
3/18	vs Kearney State	Kansas City, Mo. W 79-75

Canyon wins NAIA title, 79-75

Rusty Weller, The Arizona Republic

KANSAS CITY — Ooops- There's a new ending to the old Cinderella story. The glass slipper fir the second-seeded stepsister, after all.

Grand Canyon College's amazing Antelopes rewrote a storybook finish of their own to trip Kearney State, the Cinderella team, 79-75, to capture the NAIA national basketball championship Saturday night before a crowd of 7,067 in Kemper Arena that had come to see the original version.

But 30-3 Canyon, which led the entire first half before Kearney State inched ahead 36-35 at halftime, regained control early in the second half and kept the giant-killers at bay down the stretch to capture its second NAIA crown.

Championship banner, trophy, nets and all, the Antelope team returns home Monday afternoon at 6:49 p.m. on TWA flight 77 for a victory celebration at Sky Harbor.

"It was in the bag all the way," said reserve guard Richard Bacon, who had one of the nets around his neck.

And while Kearney might dispute that fact, that's the way confident Canyon felt. The champs trailed on four occasions but never by more than a point. In fact, the veterans of the classic five-overtime marathon in the quarter-finals and a two overtime district showdown were so used to coming from farther back each previous game that having the upper hand so much was a luxury.

"We never thought about losing," said reserve Mike Osborne and starting forward Bill Price added, "I wasn't really worried because we've been down worse than that. When they (Kearney) got close near the end, we were two up and had the ball. That's enough for us."

There were many factors in Canyon's favor — depth, teamwork, the full return of forward Nate Stokes, the offensive explosion of guard Ray Arvizu and another decisive halftime defensive change from zone of man-to-man. But the biggest key was the Antelopes free throw shooting.

Canyon, which hit 11 of 17, wasn't as accurate from the line as Kearney (11 of 14) but swished the charities when its title hopes depended on it.

"Once we got the lead in the second half, we held on to the ball and hit those big free throws," said happy coach Ben Lindsey, whose 1975 bunch also won it all. "They DO have ice water in their veins."

With a precarious 1-point edge entering the final two minutes, Canyon blew its first 1-and-1 situation, but Stokes coolly dropped in a pair to make it 73-70 with 1:26 to go, and first team all-tournament selection Willie Polk cashed the clutch bonus to put the Lopes 4-up at 1:15.

Two charities by Kearney's Tim Higgins sliced the advantage to half, but tournament MVP Tom Ritzdorf missed the front end of a 1-and-1 with 50 seconds remaining.

That was all the opening Canyon needed as freshman George Salde grabbed the rebound, and—later downcourt—Price took a fine feed underneath from Bacon for a back-door bucket and was fouled. Price, who had missed a pair of free throws in regulation to send the Central State game on its merry five-overtime way, didn't miss. "I didn't think about it, because the guys told me it was over."

Indeed it was, and Price made sure at the line to make it 78-73 with 33 seconds remaining.

...

The crowd, which heavily favored Kearney, was hard for Canyon to adjust to. "This is the first time we've had to face a team here with 90 percent of the fans behind them," said Lindsey. "The first half got us down, but we forgot about it in the second." Or, as Stokes said, "It was like us against the world. It's been that way all tourney. It seems like we only had 15 fans here, and everything was against us, but it didn't matter to us."

Price said he had trouble sleeping Friday night ("I kept seeing us lose a 3-point lead to them at the finish"), but Bacon was confident.

"Snake" was ready for the victory. "I went after the net with three seconds to go. I threw a pass to Price so I could go run for the net."

Polk, who stood a good chance of taking the MVP honor, said he didn't consider it a snub. "In facty, I made a prayer before the game. It was sort of like a deal. I told God I would much rather be a national champion than MVP. I guess that might have been why."


1987-88 NAIA NATIONAL CHAMPIONS



ROSTER


NO.	NAME	POS	HT	YR	HOMETOWN	HIGH SCHOOL / PREV.
3	Craig Johnson	G	5-7	Jr.	San Pedro, Calif.	Mary Star of the Sea
13	Mark Dyer	G	6-3	Fr.	Phoenix, Ariz.	Dubuque Hempstead
15	Darren Dunlap	G	6-1	Jr.	Colorado Springs, Colo.	Palmer
22	Mike Ledbetter	G	6-2	Jr.	Galveston, Texas	Clear Creek
31	Blair Oliphant	F	6-8	Jr.	Salt Lake City, Utah	Olympus
32	Rodney Johns	G	6-0	Sr.	Phoenix, Ariz.	
33	Danl Williams	G	6-3	Jr.	Muskegon, Mich.	Muskegon
34	Ron Dalessio	G	5-10	Fr.	Phoenix, Ariz.	Paradise Valley
41	Gary Ware	F	6-6	Jr.	Camden, N.J.	Camden
42	Bob Henige	F/C	6-8	Jr.	Phoenix, Ariz.	Cactus
44	Emilio Kovacic	F	6-9	Fr.	Zadar, Yugoslavia	Barakovic
45	Ron Akre	G/F	6-4	Sr.	Phoenix, Ariz.	
50	Bob Gallagher	F	6-6	Sr.	Chicago, Ill.	Marist
55	Robert Enge	C	6-9	Jr.	Portland, Ore.	Beaverton
--	Mike Hoyle	G	6-2		Tucson, Ariz.	San Manuel
--	Mario Lopez	F	6-7		Los Angeles, Calif.	
--	Chad Olson	C	6-10		Frewsburg, N.Y.	Frewburg Central
--	Mark Wheeler	G	6-1		Spokane, Wash.	Ferris

Head Coach	Paul Westphal
Assistant Coach	Garrick Barr
Assistant Coach	Scott Mossman
Assistant Coach	Walt Rock



Grand Canyon captures NAIA crown in OT

Johns scores 41, hits game-winner



RESULTS / 36-3

11/20	at Southern Colorado	Pueblo, Colo.	W 96-77
11/21	at Fort Lewis	Durango, Colo.	W 93-83
11/24	at Chapman	Orange, Calif.	L 76-83
11/25	at CSU Dominguez Hills	Carson, Calif.	W 72-67
11/27	vs UC Santa Cruz	La Jolla, Calif.	W 105-70
11/28	at UC San Diego	La Jolla, Calif.	W 116-72
12/1	College of St. Thomas	Phoenix, Ariz.	W 110-67
12/4	Occidental	Phoenix, Ariz.	W 70-60
12/5	Point Loma Nazarene	Phoenix, Ariz.	W 121-79
12/7	Fort Lewis	Phoenix, Ariz.	W 95-91
12/12	at Northern Arizona	Flagstaff, Ariz.	L 81-84
12/19	Westmont	Phoenix, Ariz.	L 82-92
12/21	Western New Mexico	Phoenix, Ariz.	W 105-78
12/22	North Park College	Phoenix, Ariz.	W 114-106
12/29	Northwestern College	Grand Junction, Colo.	W 73-64
12/30	at Mesa College	Grand Junction, Colo.	W 96-86
1/2	CSU Dominguez Hills	Phoenix, Ariz.	W 83-75
1/4	Mesa College	Phoenix, Ariz.	W 96-86
1/5	Southern Nazarene	Phoenix, Ariz.	W 84-81
1/8	Panhandle State	Silver City, N.M.	W 88-84
1/9	at Western New Mexico	Silver City, N.M.	W 92-83
1/12	Nebraska Wesleyan	Phoenix, Ariz.	W 95-80
1/15	at The Master's	Santa Clarita, Calif.	W 89-67
1/16	at Christian Heritage	El Cajon, Calif.	W 95-83
1/19	at Southern Nazarene	Bethany, Okla.	W 97-95
1/21	at Drury	Springfield, Mo.	L 72-74
1/23	at Southern Utah State	Cedar City, Utah	W 121-101
1/26	Southern Colorado	Phoenix, Ariz.	W 94-68
1/30	The Master's	Phoenix, Ariz.	W 115-61
2/4	at Western Washington	Bellingham, Wash.	L 88-99
2/5	at Puget Sound	Tacoma, Wash.	L 85-102
2/6	at Seattle Pacific	Seattle, Wash.	W 90-86
2/13	Athletes in Action	Phoenix, Ariz.	L 86-100
2/15	Southern Utah State	Phoenix, Ariz.	W 113-92
2/20	Christian Heritage	Phoenix, Ariz.	W 106-96
2/27	at Hawaii Pacific	Kaneohe, Hawaii	W 102-93
2/29	at BYU-Hawaii	Laie, Hawaii	W 93-87
NAIA DISTRICT VII TOURNAMENT			
3/8	vs Southern Colorado		W 68-62
3/10	vs Colorado Mines		W 113-79
NAIA NATIONAL TOURNAMENT			
3/17	vs Hastings College		W 103-75
3/18	vs Fort Hays State		W 101-95
3/19	vs College of Idaho		W 99-96
3/21	vs Waynesburg		W 108-106
3/22	vs Auburn-Montgomery		W 88-86

Canyon wins third NAIA title

By Kent Somers, *The Arizona Republic*

KANSAS CITY, Mo. — Rodney Johns made a jump shot with two seconds left in overtime to give Grand Canyon College an 88-86 victory over Auburn University at Montgomery (Ala.) in the NAIA basketball championship game Tuesday at Kemper Arena.

Auburn (32-3) threw a long inbounds pass, but Johns intercepted to end the game.

It is the third national championship for Grand Canyon (37-6). The Antelopes previously won in 1975 and 1978.

Johns, with a career high 41 points, was named the tournament's most valuable player. Grand Canyon guard Mike Ledbetter also made the all-tournament team.

Johns put Grand Canyon into the finals with a last-second shot in the semifinal game Monday night.

Grand Canyon was 7-1 in overtime games this season.

Johns' shot was set up by a blocked shot by guard Craig Johnson with about 30 seconds left. Grand Canyon ran the clock to 13 seconds and called timeout.

Johns took the ball and with his path to the basket blocked, he pulled up for what appeared to be a three-point shot on the replay. However, he was awarded only two points.

Johns, with Grand Canyon up by four in regulation, missed the first of a one-and-one with 1:15 left in regulation, and Orlando Graham converted a three-point play to bring the Senators within 80-79.

Johns then made two free throws, but Bobby Harris tied the score at 82 with a three-point shot with 41 seconds remaining.

The Senators then called a timeout. Grand Canyon ran the

clock down to 11 seconds and called a timeout.

Ledbetter missed an open 17-foot shot with one second left. Grand Canyon trailed by six at halftime, and Johns took over to open the second half.

He scored eight of Grand Canyon's first 14 points as the Antelopes closed the gap to two in the first five minutes.

He tied the score at 54 with a steal and layup with 14:53 left.

The two teams swapped baskets for next eight minutes. The Antelopes took a three-point lead with 5:30 remaining on a shot by Johns and a three-point shot by Ledbetter.

Grand Canyon opened in a 1-2-2 zone and packed it in near the free-throw lane. The strategy was clear: Beat us outside if you can.

The Senators did. They outscored the Antelopes, 11-2, in the first 3:40, and had a 17-8 lead with 14:19 remaining in the half.

Reserve guard Craig Johnson got the Antelopes going by blocking a shot. Johns got the ball on the break, made a layup and was fouled. The free throw cut the lead to six. Ledbetter made two free throws with 11:50 remaining to make the score 19-15.

The Antelopes were hurt in the first half by their lack of rebounding. Auburn-Montgomery outrebounded Grand Canyon, 20-14, and had six offensive boards.

HISTORY » WAC TOURNAMENT



GAME-BY-GAME

Date	Location	Round	Opponent	Result
March 8, 2018	Orleans Arena	Quarterfinal	(6) Kansas City	W 77-74
March 9, 2018	Orleans Arena	Semifinal	(2) Utah Valley	W 75-60
March 10, 2018	Orleans Arena	Championship	(1) New Mexico State	L 72-58
March 14, 2019	Orleans Arena	Quarterfinal	(6) Seattle U	W 84-75
March 15, 2019	Orleans Arena	Semifinal	(2) Utah Valley	W 78-74
March 16, 2019	Orleans Arena	Championship	(1) New Mexico State	L 89-57
March 12, 2021	Orleans Arena	Semifinal	(5) Seattle U	W 81-47
March 13, 2021	Orleans Arena	Championship	(3) New Mexico State	W 74-56
March 10, 2022	Orleans Arena	Quarterfinal	(5) Sam Houston	W 71-66
March 11, 2022	Orleans Arena	Semifinal	(1) New Mexico State	L 75-70
March 7, 2023	Michelob ULTRA Arena	First Round	(12) UT Arlington	W 82-77
March 9, 2023	Orleans Arena	Quarterfinal	(4) Seattle U	W 84-79
March 10, 2023	Orleans Arena	Semifinal	(1) Sam Houston	W 78-75
March 11, 2023	Orleans Arena	Championship	(3) Southern Utah	W 84-66

BY THE NUMBERS

All-time record	11-3 (.786)
First year	2018
As better seed	6-0 (1.000)
As worse seed	5-3 (.625)
First round	1-0
Quarterfinals	4-0
Semifinals	4-1
Championship	2-2
Championship appearances	2018, 2019, 2021, 2023
Championships	2021, 2023

▶▶ GCU WAC TOURNAMENT RECORDS

	INDIVIDUAL		TEAM	
	Single Game	Single Tournament	Single Game	Single Tournament
Points	35, Gabe McGlothan 3/9/23 vs. Seattle U 35, Carlos Johnson 3/15/19 vs. Utah Valley	80, Gabe McGlothan, 4 games, 2023 80, Ray Harrison, 4 games, 2023 75, Carlos Johnson, 3 games, 2019	84, 3/11/23 vs. Southern Utah 84, 3/9/23 vs. Seattle U 84, 3/14/19 vs. Seattle U	TOTAL: 328, 4 games, 2023 AVERAGE: 82.0, 2023
Field goals	13, Gabe McGlothan 3/9/23 vs. Seattle U 12, Carlos Johnson 3/15/19 vs. Utah Valley	30, Gabe McGlothan, 4 games, 2023 25, Ray Harrison, 4 games, 2023 25, Carlos Johnson, 3 games, 2019	30, 3/11/23 vs. Southern Utah 29, 3/15/19 vs. Utah Valley 28, 3/9/23 vs. Seattle U	108, 4 games, 2023 80, 3 games, 2019
Field goal pct. <i>(min. 7 attempts)</i>	75.0% (9/12), Gabe McGlothan 3/11/23 vs. Southern Utah 72.7% (8/11), Keonta Vernon 3/10/18 vs. New Mexico State	69.6% (16/23), Keonta Vernon 3 games, 2018 62.5% (30/48), Gabe McGlothan 4 games, 2023	54.5% (30/55), 3/11/23 vs. S. Utah 54.3% (25/46), 3/10/23 v Sam Houston 53.8% (28/52), 3/9/23 vs. Seattle U	53.7%, 4 games, 2023 48.6%, 2 games, 2021
3-pointers	6, Kobe Knox 3/10/23 vs. Sam Houston 6, Carlos Johnson 3/15/19 vs. Utah Valley	12, Carlos Johnson, 3 games, 2019 11, Noah Baumann, 4 games, 2023 9, Chance McMillian, 4 games, 2023	16, 3/10/23 vs. Sam Houston 13, 3/11/23 vs. Southern Utah 11, 3/14/19 vs. Seattle U	45, 4 games, 2023 28, 3 games, 2019
3-point pct. <i>(min. 5 attempts)</i>	100% (6/6), Kobe Knox 3/10/23 vs. Sam Houston 75.0% (6/8), Carlos Johnson 3/14/19 vs. Seattle U	70.0% (7/10), Kobe Knox 4 games, 2023 60.0% (6/10), Alessandro Lever 3 games, 2018	65.0% (13/20), 3/11/23 vs. S. Utah 53.3% (16/30), 3/10/23 v Sam Houston 45.8% (11/24), 3/14/19 vs. Seattle U	48.4%, 4 games, 2023 38.1%, 2 games, 2021
Free throws	13, Alessandro Lever 3/8/18 vs. Kansas City 10, Ray Harrison 3/7/23 vs. UT Arlington	23, Ray Harrison, 4 games, 2023 14, Alessandro Lever, 3 games, 2018 13, Carlos Johnson, 3 games, 2019	26, 3/7/23 vs. UT Arlington 26, 3/8/18 vs. Kansas City	67, 4 games, 2023 53, 3 games, 2018
Free throw pct. <i>(min. 7 attempts for individual, 10 for team)</i>	100% (7/7), Carlos Johnson 3/14/19 vs. Seattle U 76.9% (10/13), Ray Harrison 3/7/23 vs. UT Arlington	86.7% (13/15), Carlos Johnson 3 games, 2019 77.8% (14/18), Alessandro Lever 3 games, 2018	89.5% (17/19) 3/14/19 vs. Seattle U	77.5%, 2 games, 2021 74.6%, 3 games, 2018
Rebounds	15, Oscar Frayer 3/8/18 vs. Kansas City 14, Gabe McGlothan 3/12/21 vs. Seattle U	26, Gabe McGlothan, 4 games, 2023 26, Yvan Ouedraogo, 4 games, 2023 25, Oscar Frayer, 3 games, 2018	51, 3/12/21 vs. Seattle U	TOTAL: 126, 4 games, 2023 AVERAGE: 45.0, 2021
Blocks	4, Asbjørn Midtgaard 3/12/21 vs. Seattle U	4, Asbjørn Midtgaard, 2 games, 2021 3, Oscar Frayer, 3 games, 2018	7, 3/12/21 vs. Seattle U	12, 2018
Assists	8, Ray Harrison 3/11/23 vs. Southern Utah 7, Ray Harrison 3/9/23 vs. Seattle U	22, Ray Harrison, 4 games, 2023 15, Chance McMillian, 4 games, 2023 10, Carlos Johnson, 3 games, 2019	23, 3/11/23 vs. Southern Utah 18, 3/9/23 vs. Seattle U	TOTAL: 65, 4 games, 2023 AVERAGE: 16.3, 2023
Steals	4, Jovan Blacksher Jr. 3/12/21 vs. Seattle U 3, Jovan Blacksher Jr. 3/13/21 vs. New Mexico State 3, Oscar Frayer 3/16/19 vs. New Mexico State	7, Jovan Blacksher Jr., 2 games, 2021 5, Oscar Frayer, 3 games, 2019	8, 3/8/18 vs. Kansas City	17, 3 games, 2018

OUTLOOK

REVIEW

TEAM

THIS IS GCU

HISTORY



YEAR-BY-YEAR

Year	Record	Average	Capacity	Cumulative	Largest
2011-12	15-1	2,278	45.6%	36,442	4,106 - 2/22 vs. Chaminade
2012-13	15-1	2,396	47.9%	38,330	3,352 - 2/23 vs. Hawaii Pacific
2013-14	8-3*	4,614	92.3%	50,749	4,987 - 1/25 vs. Seattle U
2014-15	13-8	5,170	73.9%	108,562	7,412 - 12/30 vs. Harvard
2015-16	18-2	5,806	82.9%	116,119	7,413 - 1/9 vs. New Mexico State
2016-17	15-3	6,817	97.4%	122,708	7,502 - 2/25 vs. Kansas City
2017-18	16-3	6,973	99.6%	132,495	7,521 - 1/11 vs. New Mexico State
2018-19	12-2	7,170	102.4%	100,375	7,497 - 3/2 vs. CSU Bakersfield
2019-20	8-8	6,978	99.7%	111,647	7,498 - 11/8 vs. Illinois
2020-21	10-3	488^	--^	6,342^	1,000 - 1/29 vs. New Mexico State^
2021-22	15-2	7,004	100.1%	119,062	7,499 - 1/15 vs. Tarleton (TV)
2022-23	14-4	6,564	93.8%	118,159	7,438 - 2/17 vs. Abilene Christian (TV)
12 seasons	159-40 (.799)	5,335	76.2%^	1,061,732	

*one game played in Antelope Gymnasium not reflected
 ^attendance limited due to COVID-19, not included in cumulative average
 (TV) denotes nationally televised game

LARGEST CROWDS

#	Date	Opponent	Att.	Result
1	1/11/18	NM State	7,521	L 70-59
2	2/25/17	Kansas City	7,502	W 84-77
3	1/15/22	Tarleton (ESPNU)	7,499	W 80-59
4	11/8/19	Illinois	7,498	L 83-71
5	3/2/19	CSU Bakersfield	7,497	W 73-69
6	2/9/19	NM State	7,495	L 67-64
7	12/3/16	Louisville	7,493	L 79-70
8	2/11/17	NM State	7,479	W 83-71
9	2/17/23	Abilene Christian (ESPNU)	7,438	W 94-84
10	2/24/23	Seattle U	7,414	L 65-54
11	1/9/16	NM State	7,413	W 79-75
12	3/5/22	Dixie State	7,412	W 70-53
	12/30/14	Harvard	7,412	L 72-59
14	11/25/17	San Diego	7,397	L 72-62
15	11/18/17	Little Rock	7,394	W 76-51
16	2/23/17	Chicago State	7,376	W 82-59

INDIVIDUAL

TEAM

	GCU	Opponent	GCU	Opponent
Points	42, DeWayne Russell Dec. 3, 2016 vs. Louisville	34, Denzel Livingston Dec. 17, 2014, Incarnate Word	121, vs. Bethesda Jan. 15, 2021	108, Omaha (OT) Dec. 13, 2015
	38, Ray Harrison Jan. 18, 2023 vs. Utah Tech	32, Lesley Varner II Feb. 29, 2020, UTRGV	110, vs. Benedictine Nov. 26, 2022	88, Utah Valley Jan. 16, 2016
	38, Michael Finke Feb. 27, 2019 vs. Eastern N.M.	31, 3 tied	104, vs. Omaha (OT) Dec. 13, 2015	88, UTRGV Feb. 29, 2020
Field goals	14, DeWayne Russell Dec. 3, 2016 vs. Louisville	13, Denzel Livingston Dec. 17, 2014, Incarnate Word	49, vs. Bethesda Jan. 15, 2021	34, UT Pan American Jan. 2, 2014
	14, Michael Finke Feb. 27, 2019 vs. Eastern N.M.	13, Terrell Brown Jan. 23, 2020, Seattle U	43, vs. Benedictine Nov. 26, 2022	34, Omaha (OT) Dec. 13, 2015
Field goal pct. <i>(min. 7 attempts)</i>	100% (8/8), Asbjørn Midtgaard Dec. 1, 2011 vs. Miss. Valley State	100% (7/7), Brandon Chatfield Feb. 24, 2023, Seattle U	70.0% (49/70), vs. Bethesda Jan. 15, 2021	56.1% (32/57), Kansas City Feb. 25, 2017
	100% (8/8), Keonta Vernon Dec. 9, 2017 vs. Grambling State	100% (7/7), Tarkus Ferguson Dec. 10, 2016, Illinois-Chicago	66.7% (30/45), vs. Abilene Christian Feb. 17, 2023	55.7% (34/61), Omaha (OT) Dec. 13, 2015
3-pointers	9, Josh Braun Feb. 23, 2017 vs. Chicago State	7, Jeremy Hemsley Dec. 7, 2016, San Diego State	17, vs. Prairie View A&M Nov. 17, 2021	15, Davenport Nov. 5, 2019
	7, 3 tied	6, 4 tied	15, vs. Benedictine Nov. 26, 2022	14, Bethesda Jan. 15, 2021
			14, 5 tied	13, 2 tied
3-point pct. <i>(min. 5 attempts)</i>	100% (5/5), Josh Braun Nov. 17, 2015 vs. Black Hills State	100% (5/5), Byron Joshua Nov. 29, 2022, Alcorn State	71.4% (10/14), vs. Abilene Christian Feb. 17, 2023	60.0% (6/10), Illinois-Chicago Dec. 10, 2016
	85.7% (6/7), Chance McMillian Feb. 4, 2023 vs. Stephen F. Austin	87.5% (7/8), Jeremy Hemsley Dec. 7, 2016, San Diego State	63.0%, (17/27) vs. Prairie View Nov. 17, 2021	55.6% (5/9), Utah Valley March 5, 2021
Free throws	17, Josh Braun Jan. 16, 2016 vs. Utah Valley	18, Nick Dixon Jan. 13, 2018, UTRGV	35, vs. Idaho Jan. 23, 2014	31, Omaha (OT) Dec. 13, 2015
	16, Jerome Garrison Jan. 23, 2014 vs. Idaho	13, Stephen Madison Jan. 23, 2014, Idaho	33, vs. Seattle U March 7, 2015	29, UTRGV Jan. 13, 2018
	15, Jerome Garrison Feb. 8, 2014	11, 3 tied	33, vs. Portland State Nov. 13, 2015	27, 2 tied (both Utah Valley)
Free throw pct. <i>(min. 7 attempts for individual, 10 for team)</i>	100% (13/13), DeWayne Russell Dec. 20, 2016 vs. Alcorn State	100% (13/13), Stephen Madison Jan. 23, 2014, Idaho	100% (11/11), vs. Northern Arizona March 18, 2015	100% (10/10), New Mexico State Feb. 27, 2020
	100% (12/12), Josh Braun Feb. 18, 2016 vs. Kansas City	100% (10/10), Zach Lofton Jan. 11, 2018, New Mexico State	92.9% (13/14), vs. New Mexico St. Feb. 21, 2015	95.0% (19/20), 2 tied
	100%, 17 others tied	100%, 7 others tied	90.5%, 2 tied	
Rebounds	17, Asbjørn Midtgaard (11/25/20)	19, Fardaws Aimaq March 3, 2022, Utah Valley	57, vs. Mississippi Valley State Dec. 5, 2021	51, UTSA Dec. 3, 2021
	17, Demetrius Walker (12/3/13)	16, Isaac Neilson Jan. 7, 2017, Utah Valley	55, vs. Fresno Pacific (D2) Dec. 17, 2012	48, New Mexico State Jan. 11, 2018
	17, Killian Larson (2/26/13)			
Blocks	8, Braylon Pickrel (D2) Feb. 20, 2012 vs. BYU-Hawaii	5, Moataz Aly March 3, 2018, CSU Bakersfield	11, vs. Dominican (D2) Jan. 11, 2012	9, Eastern Illinois Dec. 21, 2019
	6, Braylon Pickrel (D2) Feb. 13, 2012 vs. Academy of Art	5, Shaquillo Fritz Nov. 16, 2018, Arkansas State	10, 2 times	8, Hampton Nov. 30, 2015
Assists	12, DeWayne Russell Nov. 23, 2015 vs. Miss. Valley State	10, Isaiah Wright Nov. 25, 2017, San Diego	35, vs. Bethesda Jan. 15, 2021	19, William Jessup Jan. 23, 2018
	12, DeWayne Russell Dec. 13, 2015 vs. Omaha (OT)	10, Paul Bautasa (D2) Dec. 3, 2012, Hawaii-Hilo	31, vs. Eastern New Mexico Feb. 27, 2019	17, 4 tied
Steals	7, Gerard Martin Nov. 28, 2016 vs. SIU Edwardsville	7, Terreon Randolph Nov. 25, 2020, Grambling State	14, vs. Grambling (11/18/22)	13, 6 times
	7, Jovan Blacksher Jr. Nov. 18, 2022 vs. Grambling		14, vs. Bethesda (1/16/21) 14, vs. Illinois-Chicago (12/10/16)	

OUTLOOK

REVIEW

TEAM

THIS IS GCU

HISTORY

HISTORY » RECORD THROUGH (D-I)

Year	1	2	3	4	5	6	7	8	9	10	11	12	13	14	15	16	17	18	19
2013-14	0-1	0-2	1-2	1-3	2-3	3-3	4-3	5-3	5-4	5-5	5-6	5-7	5-8	6-8	6-9	7-9	7-10	8-10	9-10
2014-15	0-1	1-1	1-2	2-2	2-3	2-4	3-4	4-4	4-5	4-6	5-6	5-7	6-7	7-7	8-7	8-8	9-8	10-8	11-8
2015-16	1-0	2-0	3-0	4-0	5-0	6-0	6-1	7-1	7-2	8-2	9-2	10-2	11-2	12-2	13-2	14-2	15-2	16-2	17-2
2016-17	0-1	0-2	1-2	2-2	3-2	3-3	3-4	4-4	5-4	5-5	6-5	7-5	8-5	9-5	9-6	10-6	10-7	11-7	12-7
2017-18	1-0	2-0	3-0	4-0	4-1	5-1	5-2	6-2	7-2	7-3	8-3	9-3	9-4	10-4	10-5	11-5	11-6	12-6	13-6
2018-19	0-1	1-1	2-1	3-1	3-2	3-3	4-3	5-3	5-4	5-5	6-5	7-5	7-6	8-6	9-6	9-7	10-7	11-7	12-7
2019-20	0-1	0-2	0-3	1-3	2-3	2-4	2-5	3-5	3-6	4-6	4-7	4-8	4-9	5-9	5-10	5-11	6-11	7-11	8-11
2020-21	1-0	2-0	3-0	4-0	4-1	4-2	4-3	5-3	6-3	7-3	8-3	9-3	10-3	11-3	12-3	13-3	13-4	13-5	14-5
2021-22	1-0	2-0	3-0	3-1	4-1	5-1	6-1	7-1	8-1	8-2	9-2	10-2	11-2	12-2	13-2	14-2	14-3	14-4	14-5
2022-23	1-0	2-0	2-1	3-1	3-2	4-2	5-2	6-2	7-2	7-3	7-4	8-4	9-4	10-4	11-4	11-5	12-5	12-6	13-6

Year	20	21	22	23	24	25	26	27	28	29	30	31	32	33	34	35	36	37	38
2013-14	10-10	11-10	11-11	12-11	13-11	13-12	13-13	14-13	14-14	15-14	15-15								
2014-15	11-9	11-10	12-10	12-11	13-11	14-11	15-11	16-11	16-12	16-13	16-14	17-14	17-15						
2015-16	18-2	19-2	19-3	19-4	20-4	21-4	22-4	23-4	24-4	24-5	24-6	25-6	26-6	27-6	27-7				
2016-17	13-7	13-8	14-8	15-8	15-9	16-9	17-9	18-9	19-9	20-9	21-9	22-9							
2017-18	14-6	15-6	15-7	16-7	17-7	17-8	17-9	17-10	18-10	19-10	20-10	21-10	22-10	22-11	22-12				
2018-19	13-7	14-7	14-8	14-9	14-10	15-10	16-10	17-10	18-10	18-11	18-12	19-12	20-12	20-13	20-14				
2019-20	8-12	9-12	9-13	10-13	11-13	12-13	12-14	12-15	12-16	12-17	13-17								
2020-21	14-6	15-6	16-6	17-6	17-7														
2021-22	15-5	16-5	17-5	17-6	18-6	18-7	19-7	20-7	21-7	22-7	23-7	23-8							
2022-23	13-7	14-7	14-8	15-8	16-8	16-9	16-10	17-10	18-10	18-11	19-11	20-11	21-11	22-11	23-11	24-11	24-12		

» MISCELLANEOUS (D-I)

DOUBLE-DIGIT COMEBACK WINS

Rank	Deficit	Date	Score & Time	Opponent	Final Result
1	20	Feb. 8, 2014	40-20, 4:02, 1st	at CSU Bakersfield	W 79-70
t-2	19	Nov. 7, 2022	40-21, 17:43, 2nd	vs. Montana State	W 60-54
	19	Feb. 6, 2016	36-17, 2:06, 1st	at UT Rio Grande Valley	W 64-58
4	16	March 8, 2018	20-4, 12:54, 1st	vs. Kansas City (WAC Tournament)	W 77-74
t-5	15	Feb. 16, 2017	24-9, 11:14, 1st	at Seattle U	W 61-58
	15	Jan. 21, 2017	24-9, 5:01, 1st	vs. Seattle U	W 61-59
	14	March 1, 2023	21-7, 13:19, 1st	at Southern Utah	W 83-78
8	13	Jan. 28, 2017	34-21, 19:09, 2nd	at Chicago State	W 85-77 (2OT)
t-9	12	Dec. 17, 2022	53-41, 12:58, 2nd	vs. Pepperdine	W 83-73 (OT)
	12	Dec. 3, 2021	18-6, 8:43, 1st	vs. UTSA	W 74-71
	12	Dec. 3, 2013	35-23, 2:11, 1st	vs. Vanguard	W 82-73
	12	Jan. 9, 2014	36-24, 17:33, 2nd	at CSU Bakersfield	W 66-63
t-13	11	Nov. 29, 2021	27-16, 5:16, 1st	at Loyola Marymount	W 78-72
	11	Dec. 2, 2018	46-35, 15:00, 2nd	vs. Boise State	W 69-67
	11	Feb. 19, 2015	49-38, 9:26, 2nd	vs. UT Rio Grande Valley	W 64-59
t-16	10	March 9, 2023	34-24, 0:50, 1st	vs. Seattle U (WAC Tournament)	W 84-79
	10	Jan. 12, 2023	28-18, 4:15, 1st	vs. Abilene Christian	W 80-48
	10	Jan. 5, 2023	22-12, 4:52, 1st	at Sam Houston	W 72-68 (OT)
	10	Dec. 20, 2022	20-9, 11:50, 1st	vs. Idaho State	W 68-66
	10	March 10, 2022	26-16, 5:35, 1st	vs. Sam Houston (WAC Tournament)	W 71-66
	10	March 5, 2022	14-4, 12:47, 1st	vs. Dixie State	W 70-53
	10	March 6, 2021	15-5, 12:40, 1st	vs. Utah Valley	W 74-64
	10	Feb. 11, 2017	62-52, 10:49, 2nd	vs. New Mexico State	W 83-71
	10	Feb. 7, 2015	24-14, 10:28, 1st	at CSU Bakersfield	W 78-76

OUTLOOK

REVIEW

TEAM

THIS IS GCU

HISTORY



34 30

108

106

ANTELOPES

WCCU

GCU

GRAND CANYON UNIVERSITY



EVENT SECURITY

GET SOCIAL.

GCU MEN'S BASKETBALL | Roster | Schedule | Statistics | Archived Stories | More Links + | TICKETS | TEAMS | MENU

Game	Date	Time	Opponent	Listen	Tickets
M BASKETBALL vs Embry-Riddle (Ariz)	Nov 1	7 p.m.		Listen	Tickets
M BASKETBALL vs Southeast Missouri	Nov 6	7 p.m.		Listen	Tickets
M BASKETBALL vs Northern Arizona	Nov 12	3:30 p.m.		Listen	Tickets
M BASKETBALL vs San Francisco	Nov 17	7 p.m.		Listen	Tickets

HEY ESPN Did you miss the PARTY

ESPNU adds 3 games to Lopes' national TV slate

8:54

GRAND CANYON MEN'S BASKETBALL

Following

Grand Canyon Men's Basketball @GCU_MBB Follows you

Official account of Grand Canyon Men's Basketball, home to the Biggest Party in College Basketball™ and the 2021 and 2023 WAC Champs. 🏆🎉🔥 #LopesUp #O4Ever

Sports Team | GCU Arena | Phoenix, AZ

GCU Lopes.com | Joined April 2014

254 Following 22K Followers

GCU Athletics Grand Canyon University Sports · ★ 4.7 · Free

Posts | Replies | Media | Likes

Grand Canyon Men's Basketball · 16h · HBD, @isaiah_shaw081 🎉🔥

GCULOPES.COM

@GCU_MBB

Twitter | Facebook | Instagram | YouTube

8:54

gcu_mbb

2,495 Posts | 31.3K Followers | 150 Following

Grand Canyon Men's Basketball @gcu_mbb

The official account of Grand Canyon Men's Basketball, home to The Biggest Party in College Basketball™ and the 2021 and 2023 WAC Champs. 🏆🎉🔥 #LopesUp Phoenix, Arizona

linktr.ee/GCU_MBB

Player	Jersey Number
DUKE	24
MARQUESE	13
LOK	5
SYD	2
MALCOLM	6

21 | 22 | 24

WAG

