

AUBURN

BASKETBALL



2016-17 FACT BOOK



2016-17 AUBURN
MEN'S BASKETBALL
FACT BOOK





2016-17 AUBURN BASKETBALL TABLE OF CONTENTS

2016-17 SEASON

2016-17 Rosters4
 2016-17 TV/Radio Chart5
 2016-17 Schedule.....6
 2016-17 Player Profiles.....7-32
 Head Coach Bruce Pearl33-43
 Coaching Staff.....44-48
 Support Staff49

2015-16 SEASON IN REVIEW

2015-16 Season In Review50-59
 2015-16 Game Recaps60-70
 2015-16 SEC In Review71-73

HISTORY & RECORDS

Individual Records74-75
 Team Records.....75-76
 Single Game Scoring & Rebounding Records.....77
 Beard-Eaves-Memorial Coliseum Records.....78
 Auburn Arena Records.....79
 Career Leaders80-81
 Single-Season Leaders82-85
 Winning Streaks85
 Year-By-Year Leaders86-89
 1,000-Point Scorers.....90-94
 Year-By-Year Team Stats95-97
 Single-Game Superlatives.....98
 Big Wins/Big Losses.....98
 Beard-Eaves-Memorial Coliseum Attendance.....99
 Auburn Arena Attendance.....100
 Year-By-Year Scores101-114
 100-Point Games.....115
 Overtime Games116
 All-Time Listing in Associated Press Poll117-118
 Auburn In The Top 25119-120
 Auburn vs. the Top 25121-122
 Auburn vs. Top 25 by Date123-124
 Series Records vs. All Opponents.....125
 Series Scores126-139
 Games By Location.....140-151
 Record vs. All Conferences.....152-153
 Year-By-Year Records154-155
 Coaching Records155
 Tournament Participation.....156-158
 SEC Tournament159-160
 Southern Conference Tournament160
 NCAA Tournament161-171
 National Invitational Tournament172-175
 All-Time Lineups.....176-179
 All-Time Letterwinners.....179-182
 All-Time Numerical Roster183-184
 All-Time Lettermen by Hometown.....185-188
 Overtime Record.....189
 Auburn on TV190-192
 SEC Champions193
 SEC All-Time Records.....194
 All-Americans/Retired Jerseys195-196
 All-SEC.....197
 Auburn in the NBA / NBA Draft198
 Auburn in the NBA - Career Stats199-203
 Auburn Honors & Awards.....204-213

CREDITS

The 2016-17 Auburn Basketball Fact Book is produced by the Auburn Athletics Department, Jay Jacobs, Director. Director of Media Relations, Chuck Gallina, editor. Editorial assistance by Scott Scroggins, Cat Perez, Wes Costello and Matt Penland. Page design, layout and typesetting on Adobe InDesign by Chuck Gallina, Scott Scroggins, Cat Perez and Wes Costello.

2015-16 AUBURN BASKETBALL QUICK FACTS

GENERAL INFORMATION

School Auburn University
 Location Auburn, Ala.
 Founded..... Oct. 1, 1856
 Enrollment.....27,287
 Nickname Tigers
 Colors..... Burnt Orange and Navy Blue
 Home Court (Capacity)..... Auburn Arena (9,121)
 Affiliation NCAA Division I
 Conference Southeastern
 President..... Dr. Jay Gogue (Auburn '69)
 Athletics Director..... Jay Jacobs (Auburn '85)
 Athletics Website www.auburntigers.com

TEAM INFORMATION

2015-16 Overall Record..... 11-20 (.355)
 SEC Record.....5-13 (.278)
 Regular Season Finish.....13th
 2016 SEC Tournament0-1 (first round)
 Postseason none
 Home Record8-7 (.533)
 Away Record.....2-11 (.154)
 Neutral Record.....1-2 (.333)
 Letterwinners Returning/Lost8/8
 Starters Returning/Lost4/4
 Newcomers10

BASKETBALL HISTORY

First Year of Basketball.....1905-06
 All-Time Record (Years).....1278-1158-1 (111th)
 All-Time SEC Record (Years)579-719 (84th)
 SEC Championships (Last).....2 (1999)
 SEC Tournament Championships1 (1985)
 SEC Tournament Record30-53
 NCAA Tournament Appearances (Last)8 (2003)
 NCAA Tournament Record.....12-8
 NIT Appearances (Last).....6 (2009)
 NIT Record4-6
 All-Americans13
 National Coach of the Year winners1
 All-SEC Selections87

RADIO STATION/AUBURN SPORTS NETWORK

Radio Station..... WGGZ-FM (94.3)
 Play-by-Play..... Rod Bramblett
 Bramblett Email Rod.Bramblett@foxsports.net
 Bramblett Office Phone.....334-844-4750
 Network Address..... Auburn Athletic Complex
 PO Box 351
 Auburn, AL 36831-0351

MEDIA RELATIONS

Associate AD/Communications Kirk Sampson
 Associate Director/Men's Basketball Contact Chuck Gallina
 E-Mail chuckg@auburn.edu
 Office Phone.....334-844-9784
 Media Relations Assistant..... Scott Scroggins
 E-Mail scrogse@auburn.edu
 Administrative Assistant Kathy Harker
 E-Mail harkeka@auburn.edu
 Photographer Wade Rackley
 Cell Phone334-750-6907
 E-Mail wwr0004@auburn.edu
 Videographer John Mitchell
 Cell Phone334-707-7703
 E-Mail john.mitchell@auburn.edu
 Media Relations Phone334-844-9800
 Media Relations Fax334-844-9807
 Mailing Address P.O. Box 351, Auburn, AL 36831
 Overnight Address Athletics Complex
 392 S. Donahue Dr., Auburn, AL 36849



NUMERICAL ROSTER

No.	Name	Pos.	Ht.	Wt.	Cl.	Exp.	Hometown	Previous School
0	Horace Spencer	F	6-8	220	So.	1L	Philadelphia, PA	Findlay Prep, NV
1	Jared Harper	G	5-10	165	Fr.	HS	Mableton, GA	Pebblebrook
2	Bryce Brown	G	6-3	195	So.	1L	Stone Mountain, GA	Tucker
3	Danjel Purifoy	F	6-7	230	Fr.	RS	Centreville, AL	Hargrave Military Acad., VA
4	T.J. Dunans	G	6-5	187	Sr.	1L	Atlanta, GA	Columbia State CC, TN
5	Mustapha Heron	G	6-5	215	Fr.	HS	Waterbury, CT	Sacred Heart
10	Heath Huff	F	6-10	250	Fr.	HS	Auburn, AL	Lee-Scott Academy
12	LaRon Smith	F	6-8	215	Gr.	TR	Palm Bay, FL	Bethune-Cookman
13	DeSean Murray*	F	6-3	230	Jr.	TR	Stanley, NC	Presbyterian College
21	Patrick Keim	G	6-0	186	Jr.	2L	Birmingham, AL	Mountain Brook
22	Will Macoy	G	6-4	180	Fr.	HS	Birmingham, AL	Vestavia Hills
23	TJ Lang	G	6-7	210	Jr.	2L	Mobile, AL	McGill-Toolen
24	Anfernee McLemore	F	6-7	210	Fr.	HS	Warwick, GA	Worth County
25	Mike Cohen	G	5-10	175	Fr.	HS	Voorhees, NJ	Bishop Eustace
31	Devin Waddell	G-F	6-5	227	Sr.	3L	Greensboro, NC	Hargrave Military Acad., VA
35	Ronnie Johnson	G	6-0	180	Gr.	TR	Indianapolis, IN	Houston
41	Cole Blackstock	F	6-9	253	So.	1L	Killen, AL	Brooks
50	Austin Wiley	C	6-11	255	Fr.	HS	Hoover, AL	Spain Park
52	Trey Tate	F	6-6	230	So.	1L	Dothan, AL	Rehobeth

* will redshirt in 2016-17 after transferring

ALPHABETICAL ROSTER

No.	Name	Pos.	Ht.	Wt.	Cl.	Exp.	Hometown	High School/JC
41	Cole Blackstock	F	6-9	253	So.	1L	Killen, AL	Brooks
2	Bryce Brown	G	6-3	195	So.	1L	Stone Mountain, GA	Tucker
25	Mike Cohen	G	5-10	175	Fr.	HS	Voorhees, NJ	Bishop Eustace
4	T.J. Dunans	G	6-5	187	Sr.	1L	Atlanta, GA	Columbia State CC, TN
1	Jared Harper	G	5-10	165	Fr.	HS	Mableton, GA	Pebblebrook
5	Mustapha Heron	G	6-5	215	Fr.	HS	Waterbury, CT	Sacred Heart
10	Heath Huff	F	6-10	250	Fr.	HS	Auburn, AL	Lee-Scott Academy
35	Ronnie Johnson	G	6-0	180	Gr.	TR	Indianapolis, IN	Houston
21	Patrick Keim	G	6-0	186	Jr.	2L	Birmingham, AL	Mountain Brook
23	TJ Lang	G	6-7	210	Jr.	2L	Mobile, AL	McGill-Toolen
22	Will Macoy	G	6-4	180	Fr.	HS	Birmingham, AL	Vestavia Hills
24	Anfernee McLemore	F	6-7	210	Fr.	HS	Warwick, GA	Worth County
13	DeSean Murray*	F	6-3	230	Jr.	TR	Stanley, NC	Presbyterian College
3	Danjel Purifoy	F	6-7	230	Fr.	RS	Centreville, AL	Hargrave Military Acad., VA
12	LaRon Smith	F	6-8	215	Gr.	TR	Palm Bay, FL	Bethune-Cookman
0	Horace Spencer	F	6-8	220	So.	1L	Philadelphia, PA	Findlay Prep, NV
52	Trey Tate	F	6-6	230	So.	1L	Dothan, AL	Rehobeth
31	Devin Waddell	G-F	6-5	227	Sr.	3L	Greensboro, NC	Hargrave Military Acad., VA
50	Austin Wiley	C	6-11	255	Fr.	HS	Hoover, AL	Spain Park

* will redshirt in 2016-17 after transferring

Head Coach: Bruce Pearl (Boston College ‘82)
Assoc. Head Coach: Chuck Person (Auburn/U.S. Sports Academy ‘16)
Assistant Coach: Harris Adler (Philadelphia College of Pharmacy & Science ‘98)
Assistant Coach: Chad Dollar (Milligan ‘96)
Dir. of Basketball Operations: Steven Pearl (Tennessee ‘10)
Special Asst. to the Head Coach: Chad Prewett (Troy State ‘94)
Athletic Trainer: Clark Pearson (Kentucky ‘95)

PRONUNCIATION CHART

T.J. Dunans Done - ins
Mustapha Heron Muh - stah - puh Hair - un
Patrick Keim KIME
Anfernee McLemore Ann - fur - knee
DeSean Murray Duh - shawn
Danjel Purifoy DAN - jell PURE - a - foy
LaRon Smith Luh - Ron
Horace Spencer Hor - us
Devin Waddell Dev - in Wah - dell



0 Horace Spencer
So. • Forward
6-8 • 220
Philadelphia, PA
(Findlay Prep, NV)



1 Jared Harper
Fr. • Guard
5-10 • 165
Mableton, GA
(Pebblebrook)



2 Bryce Brown
So. • Guard
6-3 • 195
Stone Mountain, GA
(Tucker)



3 Danjel Purifoy
Fr. • Forward
6-7 • 230
Centreville, AL
(Hargrave Military Acad.)



4 T.J. Dunans
Sr. • Guard
6-5 • 187
Atlanta, GA
(Columbia State CC, TN)



5 Mustapha Heron
Fr. • Guard
6-5 • 215
Waterbury, CT
(Sacred Heart)



10 Heath Huff
Fr. • Forward
6-10 • 250
Auburn, AL
(Lee-Scott Academy)



12 LaRon Smith
Gr. • Forward
6-8 • 215
Palm Bay, FL
(Bethune-Cookman)



21 Patrick Keim
Jr. • Guard
6-0 • 186
Birmingham, AL
(Mountain Brook)



22 Will Macoy
Fr. • Guard
6-4 • 180
Birmingham, AL
(Vestavia Hills)



23 TJ Lang
So. • Guard
6-7 • 210
Mobile, AL
(McGill-Toolen)




24 Anfernee McLemore
Fr. • Forward
6-7 • 210
Warwick, GA
(Worth County)



25 Mike Cohen
Fr. • Guard
5-10 • 175
Voorhees, NJ
(Bishop Eustace)



31 Devin Waddell
Sr. • Guard/Forward
6-5 • 227
Greensboro, NC
(Hargrave Military Academy, VA)



35 Ronnie Johnson
Gr. • Guard
6-0 • 180
Indianapolis, IN
(Houston)



41 Cole Blackstock
Fr. • Forward
6-9 • 253
Killen, AL
(Brooks)



50 Austin Wiley
Fr. • Center
6-11 • 255
Hoover, AL
(Spain Park)



52 Trey Tate
So. • Forward
6-6 • 230
Dothan, AL
(Rehobeth)



Bruce Pearl
Head Coach



Chuck Person
Associate Head Coach



Harris Adler
Assistant Coach



Chad Dollar
Assistant Coach



Steven Pearl
Dir. of Basketball Ops



Chad Prewett
Special Assistant to
the Head Coach



Clark Pearson
Athletic Trainer



Damon Davis
Strength &
Conditioning Coach



Jordan VerHulst
Video Coordinator



Frankie Sullivan
Graduate Manager



Mike Burgomaster
Graduate Manager





2016-17 Auburn Schedule

DATE	OPPONENT	SITE	TIME*
NOVEMBER			
4 (Friday)	MONTEVALLO (exh.)	AUBURN ARENA	8:30 pm
11 (Friday)	NORTH FLORIDA (SECN+)	AUBURN ARENA	8:30 pm
14 (Monday)	(1) GEORGIA STATE (SECN)	AUBURN ARENA	8 pm
17 (Thursday)	(1) EASTERN KENTUCKY (SECN)	AUBURN ARENA	8 pm
22- (Tuesday)	(2) Texas Tech (CBS Sports Network)	Cancun, Mexico (Hard Rock Hotel Riviera Maya)	5 pm
23 (Wednesday)	(2) Purdue/Utah State (CBS Sports Network)	Cancun, Mexico (Hard Rock Hotel Riviera Maya)	5/7:30 pm
29 (Tuesday)	USC-UPSTATE (SECN+)	AUBURN ARENA	7 pm
DECEMBER			
3 (Saturday)	at UAB (beIN SPORTS)	Birmingham, AL (Bartow Arena)	7:30 pm
12 (Monday)	(3) Boston College (FS1)	New York, NY (Madison Square Garden)	5:30 pm
15 (Thursday)	COASTAL CAROLINA (SECN)	AUBURN ARENA	8 pm
18 (Sunday)	MERCER (SECN)	AUBURN ARENA	Noon
21 (Wednesday)	(4) Oklahoma (CBS Sports Network)	Uncasville, CT (Mohegan Sun Arena)	7:30 pm
23 (Friday)	at UConn (ESPN2)	Hartford, CT (XL Center)	1:30 pm
29 (Thursday)	GEORGIA (ESPNU)	AUBURN ARENA	6 pm
JANUARY			
4 (Wednesday)	at Vanderbilt (SECN)	Nashville, TN (Memorial Gymnasium)	6 pm
7 (Saturday)	OLE MISS (SECN)	AUBURN ARENA	5 pm
10 (Tuesday)	at Missouri (SECN)	Columbia, MO (Mizzou Arena)	6 pm
14 (Saturday)	at Kentucky (ESPN/ESPN2)	Lexington, KY (Rupp Arena)	3 pm
18 (Wednesday)	LSU (SECN)	AUBURN ARENA	7:30 pm
21 (Saturday)	ALABAMA (ESPN/ESPN2)	AUBURN ARENA	3 pm
24 (Tuesday)	at South Carolina (SECN)	Columbia, SC (Colonial Life Arena)	5:30 pm
28 (Saturday)	(5) at TCU (ESPNU)	Fort Worth, TX (Schollmaier Arena)	5 pm
31 (Tuesday)	TENNESSEE (SECN)	AUBURN ARENA	8 pm
FEBRUARY			
4 (Saturday)	at Alabama (SECN)	Tuscaloosa, AL (Coleman Coliseum)	7:30 pm
7 (Tuesday)	MISSISSIPPI STATE (ESPNU)	AUBURN ARENA	8 pm
11 (Saturday)	at Ole Miss (SECN)	Oxford, MS (Pavilion at Ole Miss)	5 pm
14 (Tuesday)	FLORIDA (SECN)	AUBURN ARENA	6 pm
18 (Saturday)	at Texas A&M (ESPNU)	College Station, TX (Reed Arena)	3 pm
21 (Tuesday)	at LSU (SECN)	Baton Rouge, LA (Pete Maravich Assembly Center)	6 pm
25 (Saturday)	ARKANSAS (SECN)	AUBURN ARENA	7:30 pm
MARCH			
1 (Wednesday)	at Georgia (SECN)	Athens, GA (Stegeman Coliseum)	5:30 pm
4 (Saturday)	MISSOURI (SECN)	AUBURN ARENA	2:30 pm
8- (Wednesday- 12 (Sunday))	(6) SEC Tournament (SECN/ESPN)	Nashville, TN (Bridgestone Arena)	TBA
(1) Cancun Challenge (Auburn, AL)			
(2) Cancun Challenge (Cancun, Mexico)			
(3) Under Armour Reunion (New York, NY)			
(4) Basketball Hall of Fame's Birthday of Basketball (Uncasville, CT)			
(5) SEC/Big 12 Challenge (Fort Worth, TX)			
(6) Nashville, TN (Bridgestone Arena)			
* All Times are Central Standard			
NCAA First Four			
March 14 & 15	Dayton, OH (UD Arena)		
NCAA 1st/2nd Rounds			
March 16 & 18	Buffalo, NY (First Niagara Center)	March 17 & 19	Greenville, SC (Bon Secours Wellness Arena)
	Milwaukee, WI (BMO Harris Bradley Center)		Indianapolis, IN (Bankers Life Fieldhouse)
	Orlando, FL (Amway Center)		Tulsa, OK (BOK Center)
	Salt Lake City, UT (EnergySolutions Arena)		Sacramento, CA (Entertainment & Sports Center)
NCAA Regionals			
March 23 & 25	Kansas City, MO (Sprint Center)	March 24 & 26	Memphis, TN (FedExForum)
	San Jose, CA (SAP Center)		New York, NY (Madison Square Garden)
NCAA Final Four			
April 1 & 3	Glendale, AZ (University of Phoenix Stadium)		



Cole Blackstock

41

6-9 • 253
Sophomore
Forward

Killen, Ala.
(Brooks)

2015-16 (Freshman): Averaged 1.0 point playing in five games ... made his only field goal attempt of the season and was a perfect 3-of-3 from the foul line ... 3 points on a conventional 3-point play in two minutes vs. Vanderbilt ... scored the first points of his career by hitting 2 free throws in 3 minutes played against Northwestern State ... had a rebound in 3 minutes vs. Brevard College in exhibition ... Walked-on prior to the season ... scout team member ... named to the SEC First-Year Academic Honor Roll.

HIGH SCHOOL AND PERSONAL DATA: Four-year letterman in basketball ... averaged 17 points, and 8 rebounds per game as a senior at Brooks High School under coach Brian Wright ... played four games as a junior before season-ending injury ... averaged 8 points and 4.5 rebounds per game as a sophomore ... full name is Cole Edward Blackstock ... son of Eric Blackstock and Kristi Blackstock ... studying in Ginn College of Engineering.

Blackstock Career Highs

Points	3 vs. Vanderbilt (2-13-16)	Free Throws	2 vs. Northwestern State (11-27-15)
Rebounds	--	Free Throws Attempted	2 vs. Northwestern State (11-27-15)
Field Goals	1 vs. Vanderbilt (2-13-16)	Assists	--
Field Goal Attempts	1 vs. Vanderbilt (2-13-16)	Steals	--
3-Point Field Goals	--	Blocked Shots	--
3-Point Attempts	--	Minutes Played	3 vs. Northwestern State (11-27-15)




2015-16 Blackstock Game-by-Game

Opponent	Min	FG-A	Pct.	3FG-A	Pct.	FT-A	Pct.	O-D-T	PF	A	T	BLK	ST	PTS
UAB														
Colorado														
Georgia Southern														
Northwestern St.	3	0-0	.000	0-0	.000	2-2	1.000	0-0-0	1	0	0	0	0	2
at Coastal Carolina														
(1) at Middle Tenn.														
Mercer														
at Xavier														
(2) vs. New Mexico														
(2) vs. Harvard														
(2) at Hawaii														
Tennessee														
South Carolina														
at Missouri														
at Vanderbilt														
Kentucky														
Alabama														
at Florida														
at Ole Miss														
Oklahoma St.														
LSU														
at Georgia														
at Tennessee														
Vanderbilt	2	1-1	1.000	0-0	.000	1-1	1.000	0-0-0	0	0	0	0	0	3
at Arkansas														
Ole Miss														
Georgia														
at Alabama														
Texas A&M	1	0-0	.000	0-0	.000	0-0	.000	0-0-0	0	0	0	0	0	0
at Mississippi St.	1	0-0	.000	0-0	.000	0-0	.000	0-0-0	0	0	0	0	0	0
(3) Tennessee	2	0-0	.000	0-0	.000	0-0	.000	0-0-0	1	0	0	0	0	0
TOTALS	9	1-1	1.000	0-0	.000	3-3	1.000	0-0-0	2	0	0	0	0	5

+ Games Started (0 of 5)
(1) Bridgestone Arena (Nashville, TN); (2) Diamond Head Classic (Honolulu, HI); (3) SEC Tournament (Nashville, TN)

BLACKSTOCK'S STATISTICS

Year	GP-GS	Min-Avg	FG-FGA	Pct	3FG-A	Pct	FT-FTA	Pct	Off-Def-Tot--Avg	PF-FO	Ast	TO	Blk	Stl	Pts Avg
2015-16	5-0	9-1.8	1-1	1.000	0-0	.000	3-3	1.000	0-0-0--0-0	2-0	0	0	0	0	5 1.0



Bryce Brown

2

6-3 • 195
Sophomore
Guard
Stone Mountain, Ga.
(Tucker)

2015-16 (Freshman): Averaged 10.1 points, 1.8 rebounds and 0.7 assists in 24.7 minutes per game ... played in 30 games, starting 11 ... shot 33.9 percent from the floor, 37.0 percent from 3-point range and 82.6 percent from the foul line ... set an Auburn freshman record with 78 made 3-pointers and tied for seventh on Auburn's single-season 3-pointers made list ... ranked fourth in the SEC with 2.6 made 3-pointers per game ... first Auburn freshman to average in double figures since Rasheem Barrett in 2005-06, 10 years prior ... scored a career-high 27 points on 9-14 3-pointers in the win at Arkansas ... his nine made 3-pointers were one off the Auburn record set by Lance Weems in 1996 ... back-to-back 20 point games at Hawai'i on 6-12 3-pointers and in the win vs. Tennessee on 5-9 3s in the SEC opener ... 18 points (6-13 3s), 5 rebounds and 2 assists vs. LSU ... 18 points (4-of-8 3s) at Tennessee ... 15 points (4-8 3s), 2 steals in 18 minutes vs. Northwestern State ... 13 points (3-7 3s), 2 rebounds vs. Harvard in the Diamond Head Classic ... 9 points (2-4 3s) at Florida ... 12 points (2-5 3s, 6-8 fts), career-high 6 rebounds in the win vs. Georgia ... 11 points (3-8 3s) at Missouri ... 11 points (3-4 3s) in 6 minutes vs. Georgia Southern ... an outstanding shooter with deep range ... very good defender ... very athletic ... great body and size for a combination guard ... has a 42-inch vertical jump ... received the Sixth Man Award and the John Mengelt Free Throw Percentage Award (.826) at the year end Auburn Basketball Awards Banquet ... Academic Top Tiger.



HIGH SCHOOL AND PERSONAL DATA: Averaged 25 points, 6 rebounds and 4 assists as a senior at Tucker High School under coach James Hartry ... averaged 18 points and five assists as a junior ... teammates with Auburn junior Tahj Shamsid-Deen at Columbia High School in Decatur, Ga., as a sophomore in 2012-13 ... went to Columbia High School as a sophomore and junior and went to back-to-back state championships ... impressed the Auburn coaching staff when he attended Coach Bruce Pearl's Elite Camp in 2014 ... full name is Bryce Wade Brown ... son of Cedric and Donna Brown ... father, Cedric, and brother, Blake, played football at Clark Atlanta ... studying in College of Liberal Arts ... signed national letter of intent on Nov. 14, 2014.

2015-16 Brown Game-by-Game

Opponent	Min	FG-A	Pct	3PT-A	Pct	FT-A	Pct	O-D-T	PF	A	TO	BLK	STPTS
UAB	DNP												
Colorado	7	1-3	.333	0-2	.000	0-1	.000	0-0-0	1	0	0	0	2
Georgia Southern	6	4-5	.800	3-4	.750	0-0	.000	0-1-1	2	0	0	0	11
Northwestern St.	18	5-9	.556	4-8	.500	1-2	.500	0-0-0	1	0	0	0	15
at Coastal Carolina	20	3-9	.333	3-9	.333	3-4	.750	0-2-2	3	2	1	0	12
(1) at Middle Tenn.	18	2-5	.400	1-3	.333	0-0	.000	1-1-2	1	0	1	0	5
Mercer	31	3-9	.333	2-7	.286	0-0	.000	2-2-4	2	0	0	0	8
at Xavier+	25	1-7	.143	0-4	.000	0-0	.000	0-0-0	0	0	1	0	2
(2) New Mexico	16	1-6	.167	1-5	.200	0-0	.000	1-0-1	1	2	2	0	3
(2) Harvard	22	5-11	.455	3-7	.429	0-0	.000	0-2-2	1	0	1	0	13
(2) at Hawaii+	36	7-13	.538	6-12	.500	0-0	.000	0-3-3	3	1	2	0	20
Tennessee+	24	6-10	.600	5-9	.556	3-4	.750	2-1-3	3	1	3	0	20
South Carolina+	34	3-10	.300	3-9	.333	2-2	1.000	2-3-5	5	1	0	0	11
at Missouri+	32	4-13	.308	3-8	.375	0-0	.000	0-3-3	3	0	2	0	11
at Vanderbilt	16	1-7	.143	0-6	.000	0-0	.000	0-1-1	2	2	0	0	2
Kentucky	29	2-7	.286	2-5	.400	0-0	.000	0-1-1	1	1	1	0	6
Alabama	23	1-8	.125	1-6	.167	0-0	.000	1-2-3	4	1	1	0	3
at Florida+	27	2-7	.286	2-4	.500	3-3	1.000	1-1-2	4	1	2	0	9
at Ole Miss+	25	2-7	.286	2-6	.333	0-0	.000	0-0-0	3	1	1	0	6
Oklahoma St.	23	1-8	.125	1-6	.167	3-4	.750	0-2-2	5	1	0	0	6
LSU	31	6-14	.429	6-13	.462	0-0	.000	2-3-5	2	2	1	0	18
at Georgia+	18	2-11	.182	2-10	.200	3-3	1.000	0-0-0	4	1	1	0	9
at Tennessee+	32	5-11	.455	4-8	.500	4-4	1.000	0-1-1	1	0	1	0	18
Vanderbilt	26	3-10	.300	2-6	.333	6-7	.857	0-2-2	2	2	0	0	14
at Arkansas+	36	9-18	.500	9-14	.643	0-0	.000	0-0-0	2	0	3	0	27
Ole Miss+	33	3-11	.273	3-9	.333	0-0	.000	0-2-2	4	0	1	0	9
Georgia	26	2-11	.182	2-5	.400	6-8	.750	2-4-6	2	0	0	0	12
at Alabama	35	5-9	.556	4-6	.667	0-0	.000	0-0-0	4	0	2	0	14
Texas A&M	25	2-10	.200	2-8	.250	0-0	.000	0-1-1	2	1	1	0	6
at Mississippi St.	24	1-6	.167	1-4	.250	0-0	.000	1-1-2	4	0	1	0	13
(3) Tennessee	24	1-9	.111	1-8	.125	4-4	1.000	0-1-1	1	0	2	0	7
TOTALS	742	93-274	.339	78-211	.370	38-46	.826	15-40-55	73	20	31	0	11 302

Brown's Career Highs

Points 27 at Arkansas (2-17-16)	Free Throws 6, twice, last vs. Georgia (2-24-16)
Rebounds 6 vs. Georgia (2-24-16)	Free Throws Attempted 8 vs. Georgia (2-24-16)
Field Goals 9 at Arkansas (2-17-16)	Assists 2, 5 times, last vs. Vanderbilt (2-13-16)
Field Goal Attempts 18 at Arkansas (2-17-16)	Steals 2, 3 times, last at Florida (1-23-16)
3-Point Field Goals 9 at Arkansas (2-17-16)	Blocked Shots --
3-Point Attempts 14 at Arkansas (2-17-16)	Minutes Played 36, 2 times, last at Arkansas (2-17-16)

BROWN'S STATISTICS																	
Year	GP-GS	Min-Avg	FG-FGA	Pct	3FG-A	Pct	FT-FTA	Pct	Off-Def-Tot	-Avg	PF-FO	Ast	TO	Blk	Stl	Pts	Avg
2015-16	30-11	742-24.7	93-274	.339	78-211	.370	38-46	.826	15-40-55	-1.8	73-2	20	31	0	11	302	10.1



Mike Cohen


25

5-10 • 175
Freshman
Guard

Voorhees, N.J.
(Bishop Eustace)

2016-17 (Freshman): Will provide the Tigers depth at point guard ... solid student-athlete.

HIGH SCHOOL AND PERSONAL DATA: Played basketball at Bishop Eustace High School under coach Dr. Robert Falconiero ... averaged 17 points, 8 assists, 2 steals as a senior in 2015-16 and was a 1,000 point scorer ... four-year varsity player, starting three ... won two Olympic Conference titles and twice semifinalist in the New Jersey State Parochial A title game ... was an all-Olympic Conference 1st-team and 2nd-team selection and all-South Jersey third-team pick ... started in the Carino All-Star Game ... played on the U16 USA Macabbi team winning the gold medal in Austria ... played AAU basketball for the NJ Gymrats ... cumulative GPA of 4.1, member of the National Honor Society, Foreign Languages Honor Society and scored 1800 on his SAT ... son of Craig and Kathleen Cohen ... studying in Ginn College of Engineering.





T.J. Dunans

4

6-5 • 187

Senior Guard

Atlanta, Ga.

(Columbia State CC, TN)

2015-16 (Junior): Averaged 11.6 points, 3.4 assists, 2.5 rebounds and 1.6 steals in 29.4 minutes ... played in 16 games, starting 14 ... shot 46.1 percent from the field, 33.3 percent from 3-point range and 69.5 percent from the foul line ... missed 15.5 games after injuring his left knee going for a rebound with a second before halftime after playing 13 minutes vs. Harvard in the Diamond Head Classic semifinals on Dec. 23 ... returned vs. Ole Miss on Feb. 20 and scored 7 points in 21 minutes ... career-high 20 points each vs. New Mexico in the Diamond Head Classic first round and vs. Northwestern State ... 17 points, 6 rebounds, 3 assists, 3 steals and a block in the season-opening win vs. UAB ... 12 points and a career-high 7 assists in the win vs. Georgia ... averaged 15.5 ppg (17-38, .447 3fgs) in Auburn's wins and 8.6 points (2-14, .143 3fgs) in Auburn's losses ... 15 points, 5 assists, 3 blocks, 2 steals and a rebound vs. Georgia Southern ... 15 points, 5 assists, 3 blocks, 2 steals and 1 rebound vs. Georgia Southern ... 14 points, 4 blocks, 4 assists, 2 rebounds vs. Mercer ... 14 points, 1 steal and 1 rebound vs. Colorado ... 10 points, 5 assists, 2 steals and 2 rebounds vs. Coastal Carolina ... 10 points, 1 assist, 1 block vs. No. 10 Xavier ... a combo guard who is more of a natural wing ... very productive player who can put it on the floor, create and score ... is a good passer ... is a scorer ... gets off the floor quickly ... quick first jump, second jump, third jump ... plays above the rim ... gives the Tigers more experience as a wing player ... received the Mike Mitchell Courage Award at the year-end Auburn Basketball Awards Banquet ... Academic Top Tiger ... nicknamed "TD" because of another TJ on the team, TJ Lang.

the foul line ... led Columbia State to a 28-4 record, including 17-1 in the conference, reaching the NJCAA Elite Eight.

HIGH SCHOOL AND PERSONAL DATA: Averaged 22 points, 5 rebounds and 6 assists as a senior at M.L. King High School in Lithonia, Ga., under coach Eddie Johnson ... full name is Thomas Dereco Dunans Jr. ... TJ is his real nickname but also nicknamed TD at Auburn because another T.J. on the team, T.J. Lang ... son of Thomas Dunans Sr. and Sabrina Matthews ... has a son, Thomas Dunans III, nicknamed TD3 ... studying in College of Liberal Arts ... signed national letter of intent on Nov. 13, 2014.

2015-16 Dunans Game-by-Game														
Opponent	Min	FG-A	Pct.	3PT-A	Pct.	FT-A	Pct.	O-D-T	PF	ATO	BLK	ST	PTS	
UAB+	36	6-12	.500	1-4	.250	4-5	.800	0-6-6	1	3	2	1	3	17
Colorado+	29	5-8	.625	0-1	.000	4-6	.667	0-1-1	4	1	4	0	1	14
Georgia Southern+	30	5-7	.714	1-2	.500	4-4	1.000	0-1-1	2	5	1	3	2	15
Northwestern St.+	24	8-12	.667	4-6	.667	0-2	.000	2-2-4	2	3	4	1	1	20
at Coastal Carolina+	32	4-10	.400	2-5	.400	0-0	.000	1-1-2	3	5	3	0	2	10
(1)at Middle Tenn.+	32	2-9	.222	0-3	.000	0-2	.000	3-2-5	5	2	5	1	3	4
Mercer+	37	6-12	.500	2-5	.400	0-0	.000	1-1-2	2	4	2	4	1	14
at Xavier+	25	4-10	.400	1-2	.500	1-2	.500	0-1-1	5	1	4	1	0	10
(2) New Mexico+	33	6-7	.857	1-2	.500	7-10	.700	0-3-3	3	2	2	1	2	20
(2) Harvard+	13	0-1	.000	0-1	.000	0-0	.000	0-1-1	1	2	4	1	0	0
(2) at Hawaii														DNP
Tennessee														DNP
South Carolina														DNP
at Missouri														DNP
at Vanderbilt														DNP
Kentucky														DNP
Alabama														DNP
at Florida														DNP
at Ole Miss														DNP
Oklahoma St.														DNP
LSU														DNP
at Georgia														DNP
at Tennessee														DNP
Vanderbilt														DNP
at Arkansas														DNP
Ole Miss	21	3-7	.429	0-1	.000	1-2	.500	1-1-2	4	2	4	2	0	7
Georgia+	32	3-11	.273	1-4	.250	5-6	.833	0-4-4	5	7	1	0	1	12
at Alabama+	38	3-8	.375	0-1	.000	3-5	.600	0-1-1	4	5	6	1	2	9
Texas A&M	29	2-6	.333	0-1	.000	4-7	.571	1-1-2	3	7	3	1	3	8
at Mississippi St.+	26	3-11	.273	0-1	.000	2-2	1.000	0-1-1	5	4	2	0	3	8
(3) Tennessee+	33	5-10	.500	1-3	.333	6-6	1.000	1-3-4	4	1	2	0	1	17
TOTALS	470	65-141	.461	14-42	.333	41-59	.695	10-30-40	53	54	49	17	25	185
+ Games Started (14 of 16)														
(1) Bridgestone Arena (Nashville, TN); (2) Diamond Head Classic (Honolulu, HI); (3) SEC Tournament (Nashville, TN)														

COLUMBIA STATE CC

2014-15 (Sophomore): Ranked as the No. 1 junior college prospect in the nation by 247 Composite Rankings ... named the 2014-15 Sporting News Preseason JUCO Player of the Year ... rated as a four-star by 247Sports ... averaged 16.1 points, 7.0 rebounds and 4.0 assists per game for Columbia State under coach Brian Collins ... shot 41.1 percent from the floor and 62.6 percent from the foul line ... played in 30 games, starting 22 ... scored a season-high 31 points on 12-of-18 fgs vs. Elizabethtown College ... scored 29 points vs. Dyersburg State ... led Columbia State to a 26-7 record, including 14-4 in the conference, reaching the NJCAA second round.

2013-14 (Freshman): Averaged 22.8 points, 8.4 rebounds and 4.4 assists per game at Columbia State CC ... named a JUCO All-American ... shot 45.3 percent from the floor and 69.2 from the foul line ... played in 32 games, starting 30 ... totaled 52 points vs. Vincennes on March 20 in the NJCAA Elite Eight ... his 52 points tied the record for the third-most points in NJCAA National Tournament history ... 47 points, 12 rebounds and six assists in a 122-121 win over Motlow State, going 20-of-26 from

Brown's Career Highs

Points 27 at Arkansas (2-17-16)	Free Throws 6, twice, last vs. Georgia (2-24-16)
Rebounds 6 vs. Georgia (2-24-16)	Free Throws Attempted 8 vs. Georgia (2-24-16)
Field Goals 9 at Arkansas (2-17-16)	Assists 2, 5 times, last vs. Vanderbilt (2-13-16)
Field Goal Attempts 18 at Arkansas (2-17-16)	Steals 2, 3 times, last at Florida (1-23-16)
3-Point Field Goals 9 at Arkansas (2-17-16)	Blocked Shots --
3-Point Attempts 14 at Arkansas (2-17-16)	Minutes Played 36, 2 times, last at Arkansas (2-17-16)



DUNANS' STATISTICS

Year	GP-GS	Min-Avg	FG-FGA	Pct.	3FG-A	Pct.	FT-FTA	Pct.	Off-Def-Tot--Avg	PF-FO	Ast	TO	Blk	Stl	Pts	Avg
2015-16	16-14	470-29.4	65-141	.461	14-42	.333	41-59	.695	10-30-40--2.5	53-4	54	49	17	25	185	11.6



Jared Harper

1

5-10 • 165
Freshman
Guard
Mableton, Ga.
(Pebblebrook)

2016-17 (Freshman): Really good floor general ... sees the floor well ... great distributor of the basketball ... superb range on his jump shot ... very quick with the basketball ... works extremely hard at his game.

HIGH SCHOOL AND PERSONAL

DATA: Consensus four-star signee ... ranked No. 54 overall by Rivals ... two-time first-team All-State ... ranked averaged 27 points, 10.1 assists, 5.7 rebounds and 3.7 steals in leading Pebblebrook to a 23-10 record as a senior in 2015-16 under coach George Washington ... he shot 49 percent from the floor and 48.9 percent (85-of-174) from 3-point range ... in back-to-back seasons, led Pebblebrook to the Class 6A state championship game ... selected to the American Family Insurance High School Slam Dunk and 3-Point Championships in Pearland, Texas ... rated as a consensus four-star by ESPN, 247Sports, Rivals and Scout ... scored 14 points playing alongside fellow Auburn signee Mustapha Heron in the historic Kentucky Derby Festival Basketball Classic in Freedom Hall in Louisville, Ky. in the All-Star game in April as his team won 144-132 ... he had 24 points at halftime and scored 12

in the third quarter of the game named the MVP of the prestigious Peach Jam in 2015, leading his Georgia Stars AAU team to the championship with a game-high 34 points, eight assists and four rebounds in a 104-77 win over the St. Louis Eagles ... averaged 21 points and seven assists as a junior leading Pebblebrook to a school record wins with a 27-6 record in 2014-15 ... Pebblebrook lost to Wheeler 59-58 in the state championship game in which he had given the Falcons a 58-57 lead with a free throw with 7.8 seconds remaining ... led the Georgia Stars to an 8-0 record in a Las Vegas tournament in July 2015 and as the Stars finished ranked No. 1 in the country ... an honors student, finished high school with a 3.7 GPA ... full name is Jared Lamar Harper ... son of Patrick and Erica Harper ... studying in Harbert College of Business ... signed national letter of intent on Nov. 12, 2015.





Mustapha Heron

5

6-5 • 215

Freshman

Guard

Waterbury, Conn.

(Sacred Heart)

2016-17 (Freshman): The first five-star signee in Auburn history ... very hard worker ... very productive player ... physically mature ... complete game offensively ... will make plays offensively and defensively ... unstoppable getting to the rim ... works extremely hard at his game ... left-handed.

HIGH SCHOOL AND PERSONAL

DATA: Consensus five-star prospect ... ranked 17th overall by Scout, 19th by Rivals.com, 23rd by 247Sports and 26th by ESPN.com ... rated as the No. 3 small forward in the nation by Scout ... three-time All-State selection ... averaged 30 points and 8 rebounds as a senior at Sacred Heart in 2015-16 ... scored 79 points in his final two high school games, leading Sacred Heart to its third consecutive Connecticut state championship and a 54-game winning streak under coach Jon Carroll ... one of only two players to earn back-to-back Player of the Year honors along with Kris Dunn, the fifth overall pick of the 2016 NBA Draft by the Minnesota Timberwolves ... scored 32 points and was named MVP of the historic Kentucky Derby Festival Basketball Classic in Freedom Hall

in Louisville, Ky. in the All-Star game in April as his team won 144-132, playing alongside fellow Auburn signee Jared Harper ... he had 18 points at halftime and scored 11 in the third quarter of the game ... scored 31 points two weeks later at the Ballislife All-American Game, an All-Star showcase in California ... played with the New York RENS in AAU playing all three guard positions ... in the summer 2015, averaged 20 points and nine rebounds as the RENS went 55-5, winning five of the six tournaments it played throughout the country ... played in Treviso, Italy, for the U18 U.S. Select Team against a U20 team from France, a U19 team from Greece and a EuroCamp All-Star team that included six players who declared for the 2015 NBA Draft and went 3-0 ... the only junior to win the New Haven Register All-State Player of the Year in 2014-15 ... averaged 22 points and 5.3 rebounds as a junior at Sacred Heart in 2014-15, leading the school to a second-straight Connecticut Class S state championship title and an undefeated 28-0 record ... prior to his arrival as a sophomore, Sacred Heart went three straight seasons without making the playoffs ... four players from the New York RENS signed college scholarships along with Heron, Rawle Alkins (Arizona), Devonte Green (Indiana), Tyrone Cohen (Holy Cross), Kai Mitchell (Iona) and Tyrique Jones (Xavier) ... Heron and the RENS made national headlines for their stance against gun violence ... all players wore an orange emblem – the color of safety – on their uniforms ... Los Angeles Clippers point guard Chris Paul said his AAU program would be doing the same and former New York City mayor Michael Bloomberg tweeted his support of the initiative ... wants to study communications and go into broadcasting to be an analyst on TV ... full name is Mustapha Heron ... son of Bryan and Thalia Heron ... two brothers, Tyrn Flowers, who is a 6-foot-7 freshman forward at UMass, and Charles Raheem Solomon ... father, Bryan, averaged 14.4 points and 6.6 rebounds at Central Connecticut State from 1985-89 and played pro-





Heath Huff


10

6-10 • 250
Freshman
Forward
Auburn, Ala.
(Auburn)

2016-17 (Freshman): Walked-on to the team prior to the season ... a member of the scout team.

HIGH SCHOOL AND PERSONAL DATA: Played at Lee-Scott Academy under coach Scott Phillips ... averaged 15 points, 12 rebounds and 3 blocks per game as a senior in 2015-16 ... led team to the AISA State Championship as a senior ... named MVP of the state championship game, totaling 19 points, 17 rebounds and 6 blocks in the state championship game ... an AISA first-team All-State selection ... starter in the AISA All-Star game ... full name is Heath Huff ... son of Ray and Charity Huff ... studying in Ginn College of Engineering.





Ronnie Johnson

35

6-0 • 180
Graduate
Guard
Indianapolis, Ind.
(Univ. of Houston)

2016-17 (Graduate): Comes to Auburn as a graduate transfer from the University of Houston ... he and associate head coach Chuck Person are cousins ... also played at Purdue ... has been well-coached all the way through his career from his father through his high school and AAU ball as well as in college ... prepared to make an impact on both ends of the floor and with his leadership to help guide the team.

2015-16 (Junior): Averaged 9.4 points, 2.9 assists and 2.6 rebounds in 22.3 minutes at Houston as the Cougars went 22-10 and reached the NIT first round ... shot 40.4 percent from the field, 35.7 percent from 3-point range and ranked fourth in the American Athletic Conference shooting 80.0 percent from the free throw line ... scored a season-high 25 points vs. Eastern Illinois, going 7-of-14 from the floor with three 3-pointers and making all eight free throw attempts ... 17 points, three rebounds and three assists in Houston's win at Temple, an eventual NCAA Tournament team, scoring 11 points in a 20-5 Cougar run to end the first half ... 20 points on 8-of-9 field goals, 4 assists and 2 steals vs. Florida A&M ... in his Houston debut starting at point guard, totaled 17 points, 6 rebounds and 6 assists vs. Prairie View A&M ... 17 points vs. Murray State ... 15 points, 5 rebounds and 3 assists in a double overtime

win vs. Wyoming in the Global Sports Classic ... 13 points with three 3-pointers at Tulsa ... 10 points, 7 assists and 2 rebounds at UConn ... 10 points, 7 assists and 2 steals at UCF ... 10 points, 4 rebounds and 2 assists vs. Georgia Tech in the NIT first round. 2014-15 (Redshirt): Sat out the season as a redshirt after transferring from Purdue ... was a scout team member.

2013-14 (Sophomore): Started all but one of 32 games at Purdue as the Boilermakers went 15-17 overall and 5-13 in the Big Ten ... finished as the team's second leading scorer averaging 10.8 points, trailing only his older brother Terone's 12.0 points per game ... led the Boilers with 3.2 assists and added 2.8 rebounds ... season-high 21 points on 9-of-15 shooting with a 3-pointer, seven assists and four rebounds against Michigan ... started the season with nine consecutive double-digit scoring games, including 18 in the season opener against Northern Kentucky ... 15 points with 6 rebounds and 3 assists against Boston College ... 12 points, 7 assists and 3 rebounds at Minnesota ... 11 points, 8 assists and 8 rebounds against Minnesota ... closed out the year with 10 points, three assists and three rebounds against Ohio State at the Big Ten Championship ... 10 points with 8 assists against Eastern Illinois.

2012-13 (Freshman): Played in all 34 games at Purdue, making 28 starts and averaging 10.3 points, 4.1 assists and 3.4 rebounds in 31.2 minutes per game as the Boilermakers went 16-18 overall and 8-10 in the Big Ten, reaching the College Basketball Invitational quarterfinals ... ranked second on Purdue's freshman charts in assists (139), sixth in both steals (33) and starts (28), seventh in points (350) and ninth in scoring average (10.3) ... ranked third in the Big Ten in assists (4.1), sixth in assist-to-turnover ratio (1.5) and 29th in scoring (10.3) in all games ... ranked second in the Big Ten in assists (4.6), fifth in assist-to-turnover ratio (1.8) and 25th in scoring (10.3) in conference games ... led the Boilers in assists 18

Johnson Career Highs

Points 27 vs. Santa Clara (3-25-13)	Free Throws 11 vs. Siena (12-1-13)
Rebounds 8 vs. Minnesota (2-5-14)	Free Throws Attempted 12 vs. Siena (12-1-13)
Field Goals 11 vs. Santa Clara (3-25-13)	Assists 9 vs. Villanova (11-15-12)
Field Goal Attempts 21 vs. Santa Clara (3-25-13)	Steals 3, 3x, last vs. Eastern Illinois (12-19-15)
3-Point Field Goals 3, twice, last vs. at Tulsa (2/7/16)	Blocked Shots 1, 6x, last vs. ULM (11-28-15)
3-Point Attempts 8 vs. Eastern Illinois (12-19-15)	Minutes Played 47 vs. Minnesota (2-5-14)

times, steals 13 times, points three times and rebounds on three occasions ... netted double-figure points in 21 of 34 games and broke the 20-point barrier once ... career-high 27 points on 11-of-21 shooting along with 6 assists and 3 steals while his brother, Terone, scored 22 points, in an 86-83 loss to Santa Clara in the College Basketball Invitational quarterfinals ... 14 points and 4 assists in the win over Western Illinois in the CBI First Round ... 10 points, 4 rebounds and 4 assists against Nebraska in the Big Ten Tournament ... 14 points and 5 assists in the home win over Minnesota ... shared game-high honors with seven assists against No. 7/8 Michigan ... 8 points, 8 assists and 5 rebounds in win at No. 17/16 Wisconsin ... 10 points and 6 assists at Iowa ... 10 points and 3 assists in home win over Northwestern ... team highs of 7 rebounds and 5 assists with 9 points at Illinois ... 15 points and 8 assists against No. 12/8 Michigan State ... 16 points on 7-of-12 shooting, 5 rebounds and 3 assists in win at Penn State ... 13 points and 5 assists in home game against No. 3 Indiana ... 15 points and 5 assists in overtime home win over Iowa ... 7 points and 3 assists in home win over West Virginia ... 10 points, 5 rebounds and a game-high 6 assists in the win at Nebraska... Led Boilers with 13 points and 3 assists in home win over Penn State ... 11 points, 7 assists, 6 rebounds and 2 steals against No. 15/14 Ohio State ... 7 points and 3 assists in home win over No. 11/14 Illinois ... 11 points, 7 assists and 3 steals vs. William & Mary ... 11 points and a game-high 5 assists vs. Ball State ... 15 points and 3 assists against No. 22/24 Notre Dame at the Crossroads Classic ... 12 points and 4 rebounds vs. Xavier ... 10 points and 7 rebounds in ACC/Big Ten Challenge win at Clemson ... nearly had a double-double vs. Villanova at Madison Square Garden with 12 points and a season-high 9 assists with 3 steals ... 9 points, 6 rebounds, a game-high 7 assists and 3 steals vs. Hofstra ... 12 points and team-high 6 rebounds vs. Bucknell in season opener.

HIGH SCHOOL AND PERSONAL DATA: Consensus 4-star signee ... ranked as the No. 84 overall recruit and the No. 13 point guard in his class by Scout.com ... ranked 92nd overall, the No. 17 point guard and the No. 11 player in the state of Indiana in his class by ESPN.com ... ranked 94th overall and the No. 14 point guard in his class by Rivals.com ... McDonald's All-America nominee ... selected to play for the North at the 2012 All-American Championship as part of Final Four week in New Orleans ... invited to the 2011 NBA Top 100 Camp and averaged 10.8 points per game to rank 13th at the event ... two-time Associated Press All-State selection, earning Honorable Mention recognition in 2011 and taking home First-Team accolades in 2012 at North Central High School in Indianapolis under coach Doug Mitchell ... Marion County Player of the Year and earned a spot on the Indianapolis Star Super Team as a senior in 2012 ... selected as an Indiana All-Star in 2012 and an Indiana Junior All-Star in 2011 ... scored 18 points on 7-of-8 shooting and finished without a turnover in the juniors' near upset of the senior squad in 2011 ... an IBCA Senior All-State pick in 2012 and an IBCA All-State Underclassmen Team member in 2011 ... two-time All-MIC first-team selection ... averaged 20.1 points per game as a senior in 2011-12 ... averaged 14.5 points and 5.0 assists per game as a junior in 2010-11, leading North Central to a regional

JOHNSON'S CAREER STATS

Year	GP-GS	Min-Avg	FG-FGA	Pct	3FG-A	Pct	FT-FTA	Pct	Off-Def-Tot-Avg	PF	FO	Ast	TO	Blk	Stl	Pts	Avg
2012-13 [^]	34-28	1060-31.2	130-338	.385	6-36	.167	84-141	.596	29-88-117--3.4	79	2	139	90	5	33	350	10.3
2013-14 [^]	32-31	901-28.2	123-294	.418	17-56	.304	84-126	.667	27-64-91--2.8	76	2	117	70	0	16	347	10.8
2015-16*	31-13	691-22.3	97-240	.404	25-70	.357	72-90	.800	19-63-82--2.7	51	1	89	51	1	22	291	9.4
TOTAL	97-72	2652-27.3	350-872	.401	48-162	.296	240-357	.672	75-215-290--3.0	206	5	345	211	6	71	988	10.2

[^] played at Purdue; * played at Houston



title ... teamed with brother, Terone, to lead North Central to 2010 Indiana Class 4A championship as a sophomore ... full name is Te'Ron Stephon Johnson ... son of Terone and Rona Johnson ... has two brothers, Terone, who was his teammate at Purdue, and Ty'Riek ... studying in Harbert College of Education.

2012-13 Johnson Game-by-Game (at Purdue)

Opponent	Min	FG-A	Pct.	3FG-A	Pct.	FT-A	Pct.	O-D-T	PF	A	TO	BK	ST	PTS
Bucknell+	37	5-11	.455	0-4	.000	2-5	.400	1-5-6	2	2	3	0	0	12
Hofstra+	23	3-7	.429	1-3	.333	2-2	1.000	2-4-6	3	7	4	0	3	9
(1) Villanova+	32	3-11	.273	0-6	.000	6-8	.750	0-3-3	5	9	4	0	3	12
(1) Oregon State	18	0-5	.000	0-1	.000	0-0	.000	2-1-3	0	0	2	0	0	0
UNC Wilmington	21	1-5	.200	0-2	.000	0-0	.000	1-3-4	1	0	2	0	2	2
at Clemson	29	2-6	.333	1-3	.333	5-8	.625	1-6-7	3	3	1	1	0	10
Xavier	31	4-12	.333	0-3	.000	4-5	.800	1-3-4	3	2	2	0	1	12
Lamar	14	1-3	.333	0-1	.000	0-0	.000	0-1-1	1	1	1	0	1	2
at Eastern Michigan	35	4-13	.308	0-0	.000	3-4	.750	4-2-6	3	0	4	0	0	11
(2) Notre Dame+	32	6-14	.429	0-0	.000	3-6	.500	0-0-0	4	3	3	0	0	15
Ball State+	30	3-7	.429	0-0	.000	5-8	.625	0-2-2	2	5	3	0	2	11
William & Mary+	30	3-6	.500	0-0	.000	5-6	.833	1-4-5	1	7	2	0	3	11
Illinois+	29	3-10	.300	0-1	.000	1-2	.500	2-1-3	3	3	1	1	1	7
at Michigan State+	26	3-7	.429	1-1	1.000	1-3	.333	0-3-3	2	1	2	0	1	8
Ohio State+	35	5-15	.333	0-0	.000	1-5	.200	2-4-6	3	7	2	0	2	11
Penn State+	37	6-12	.500	0-0	.000	1-4	.250	0-4-4	2	3	2	0	1	13
at Nebraska+	36	3-9	.333	0-1	.000	4-5	.800	1-4-5	2	6	3	0	0	10
West Virginia+	23	2-9	.222	0-0	.000	3-4	.750	0-2-2	2	3	5	0	0	7
at Michigan+	35	2-10	.200	1-3	.333	1-2	.500	1-1-2	3	6	3	0	0	6
Iowa+	34	6-12	.500	0-0	.000	3-6	.500	1-2-3	4	4	0	0	1	15
Indiana+	33	5-16	.313	1-2	.500	2-2	1.000	2-1-3	0	5	4	1	0	13
at Northwestern+	32	3-11	.273	0-0	.000	2-2	1.000	0-2-2	4	2	1	1	0	8
at Penn State+	35	7-12	.583	0-0	.000	2-8	.250	1-4-5	1	3	1	0	0	16
Michigan State+	38	5-11	.455	0-0	.000	5-6	.833	0-3-3	3	8	3	0	0	15
at Illinois+	30	4-11	.364	0-0	.000	1-4	.250	2-5-7	4	5	5	0	2	9
at Indiana+	30	2-8	.250	0-2	.000	3-4	.750	0-2-2	1	1	3	0	0	7
Northwestern+	29	4-7	.571	0-0	.000	2-2	1.000	0-3-3	2	3	4	1	1	10
at Iowa+	32	4-9	.444	0-0	.000	2-4	.500	0-1-1	5	6	6	0	0	10
at Wisconsin+	33	4-9	.444	0-0	.000	0-4	.000	1-4-5	2	8	2	0	1	8
Michigan+	35	1-8	.125	0-0	.000	3-4	.750	0-1-1	3	7	1	0	1	8
Minnesota+	34	5-12	.417	1-1	1.000	3-6	.500	1-1-2	3	5	3	0	1	14
(3) Nebraska+	39	4-10	.400	0-1	.000	2-3	.667	0-4-4	0	4	2	0	1	10
(4) Western Illinois+35	6-9	.667	0-0	.000	2-2	1.000	1-1-2	0	4	3	0	2	14	
(4) Santa Clara+	38	11-21	.524	0-1	.000	5-7	.714	1-1-2	2	6	3	0	3	27
TOTALS	1060	130-338	.385	6-36	.167	84-141	.596	29-88-117	79	139	90	5	33	350

+ Games Started (3 of 20)
 (1) 2KSports Classic (New York, NY); (2) Indianapolis, IN; (3) Big Ten Tournament (Chicago, IL); (4) College Basketball Invitational (West Lafayette, IN)

2013-14 Johnson Game-by-Game (at Purdue)

Opponent	Min	FG-A	Pct.	3FG-A	Pct.	FT-A	Pct.	O-D-T	PF	A	TO	BK	ST	PTS
Northern Kentucky+34	7-11	.636	2-2	1.000	2-2	1.000	2-1-3	2	5	4	0	1	18	
Central Conn. St.+	19	4-8	.500	1-2	.500	2-2	1.000	3-2-5	0	4	1	0	11	
Rider+	23	6-9	.667	0-0	.000	4-10	.400	0-2-2	3	2	0	0	16	
Eastern Illinois+	24	4-7	.571	0-0	.000	2-2	1.000	0-0-0	0	8	1	0	10	
Siena+	25	5-12	.417	0-0	.000	4-4	1.000	1-4-5	0	3	5	0	14	
(1) Oklahoma St.+	18	4-8	.500	1-2	.500	1-2	.500	0-0-0	5	5	1	0	10	
(1) Washington St.+30	4-13	.308	2-4	.500	0-0	.000	2-2-4	3	2	1	0	1	10	
(1) Siena+	31	1-6	.167	0-1	.000	11-12	.917	0-5-5	0	2	0	0	13	
Boston College+	29	5-12	.417	0-1	.000	5-8	.625	1-2-3	1	6	4	0	15	
Eastern Michigan	16	1-5	.200	0-2	.000	0-1	.000	1-0-1	1	3	0	0	2	
(2) Butler+	24	1-7	.143	0-0	.000	3-5	.600	2-0-2	4	1	1	0	5	
MD-Eastern Shore+25	1-9	.111	0-2	.000	0-0	.000	0-0-0	3	4	2	0	0	2	
at West Virginia+	31	5-13	.385	1-2	.500	3-7	.429	1-4-5	3	4	2	0	14	
Ohio State+	29	7-13	.538	1-3	.333	1-1	1.000	1-0-1	2	3	3	0	16	
at Minnesota+	29	4-10	.400	1-2	.500	3-6	.500	1-2-3	3	7	0	0	12	
Nebraska+	29	5-7	.714	0-0	.000	4-10	.400	1-1-2	2	2	2	0	14	
at Illinois+	24	4-6	.667	1-2	.500	4-4	1.000	0-4-4	2	2	3	0	13	
Penn State+	22	0-3	.000	0-1	.000	0-0	.000	0-0-0	4	4	2	0	1	
at Northwestern+	36	4-8	.500	2-3	.667	2-2	1.000	1-3-4	3	3	3	0	12	
Wisconsin+	23	2-6	.333	0-0	.000	1-3	.333	0-3-3	2	3	1	0	5	
at Michigan+	21	5-9	.556	0-2	.000	1-2	.500	2-1-3	1	3	1	0	11	
at Penn State+	32	4-13	.308	0-1	.000	4-4	1.000	0-2-2	4	3	2	0	12	
Minnesota+	47	5-10	.500	0-2	.000	1-2	.500	5-3-8	2	8	1	0	11	
at Ohio State+	27	3-7	.429	0-0	.000	0-0	.000	0-2-2	1	3	1	0	6	
Indiana+	29	3-7	.429	2-3	.667	8-8	1.000	0-2-2	1	1	2	0	16	
Michigan State+	31	7-14	.500	2-4	.500	1-5	.200	0-3-3	2	4	1	0	17	
at Nebraska+	30	1-7	.143	0-3	.000	5-5	1.000	1-1-2	2	0	4	0	7	
Michigan+	41	9-15	.600	1-3	.333	2-2	1.000	0-4-4	4	7	4	0	21	
at Iowa+	31	0-6	.000	0-2	.000	5-8	.625	0-3-3	5	4	7	0	5	
at Wisconsin+	34	7-17	.412	0-4	.000	1-2	.500	0-3-3	3	6	0	0	15	
Northwestern+	28	0-6	.000	0-2	.000	2-2	1.000	1-3-4	4	2	4	0	2	
(3) Ohio State+	29	5-10	.500	0-1	.000	2-5	.400	1-2-3	4	3	7	0	12	
TOTALS	901	123-294	.418	17-56	.304	84-126	.667	27-64-91	76	117	70	0	16	347

+ Games Started (31 of 32)
 (1) Old Spice Classic (Lake Buena Vista, FL); (2) Indianapolis, IN; (3) Big Ten Tournament (Indianapolis, IN)

2015-16 Johnson Game-by-Game (at Houston)

Opponent	Min	FG-A	Pct.	3FG-A	Pct.	FT-A	Pct.	O-D-T	PF	A	TO	BK	ST	PTS
Prairie View A&M+23	6-7	.857	0-0	.000	5-6	.833	0-6-6	1	6	1	0	0	17	
Florida A&M+	19	8-9	.889	2-2	1.000	2-2	1.000	0-2-2	0	4	0	0	2	
ULM+	29	3-9	.333	0-2	.000	7-8	.875	3-3-6	3	4	1	1	2	
UTRGV+	21	4-9	.444	2-3	.667	1-2	.500	1-3-4	0	3	0	0	1	
Murray State+	25	5-8	.625	2-2	1.000	5-5	1.000	0-2-2	1	2	4	0	1	
at Rhode Island+	26	1-7	.143	0-0	.000	0-0	.000	1-0-1	3	1	2	0	1	
LSU+	20	3-8	.375	0-1	.000	3-4	.750	1-3-4	1	1	2	0	9	
N. Carolina Central+21	3-10	.300	0-2	.000	6-6	1.000	0-4-4	4	3	3	0	1	12	
Eastern Illinois+	32	7-14	.500	3-8	.375	8-8	1.000	0-0-0	2	2	1	0	3	
(1) Grand Canyon+	23	0-8	.000	0-2	.000	0-0	.000	1-1-2	3	3	2	0	0	
(1) Wyoming	33	5-12	.417	1-3	.333	4-4	1.000	1-4-5	5	3	1	0	1	
Nicholls State	DNP													
at USF	24	1-5	.200	0-1	.000	2-4	.500	0-0-0	2	6	1	0	0	4
at Temple	28	7-12	.583	2-3	.667	1-2	.500	0-3-3	1	3	2	0	1	17
Tulane	20	2-4	.500	0-1	.000	0-1	.000	0-1-1	2	4	1	0	0	4
at Cincinnati	20	3-9	.333	2-4	.500	1-2	.500	2-1-3	0	0	5	0	0	9
UCConn	21	2-6	.333	1-3	.333	0-0	.000	1-3-4	0	2	2	0	0	5
at SMU+	19	4-8	.500	0-2	.000	0-0	.000	4-0-4	1	3	1	0	0	8
USF+	26	1-8	.125	1-4	.250	3-4	.750	2-0-2	4	4	1	0	0	6
Tulsa	17	0-2	.000	0-0	.000	5-6	.833	0-1-1	1	3	2	0	0	5
at East Carolina	9	0												



Patrick Keim

21

6-0 • 186

Junior Guard

Birmingham, Ala.
(Mountain Brook)

2015-16 (Sophomore): Averaged 0.4 points, 0.5 rebounds, 0.2 assists and 0.2 steals in 6.6 minutes ... played in 23 games ... shot 14.3 percent from the floor, 18.2 percent from 3-point range and 44.4 percent from the foul line ... with all of Auburn's injuries in SEC play, he was the backup point guard until T.J. Dunans came back from injury on Feb. 20 ... he played 8 minutes total last season and played 9 minutes vs. Tennessee in the SEC opener and recorded 2 assists and a steal ... 3 points on a 3-pointer in 9 minutes at Mississippi State ... had 2 rebounds in a career-high 11 minutes at Missouri ... 2 points on a pair of free throws in a minute in the win over No. 13 Kentucky ... 2 points in the win over Georgia ... 3 points (1-1 3s) and an assist in 6 minutes vs. Northwestern State in his 1st game of the season after being out with injury ... played 3 minutes at Coastal Carolina ... played 3 minutes each at Hawai'i and vs. Harvard in the Diamond Head Classic ... named to the Winter SEC Academic Honor Roll ... Academic Top Tiger.

2014-15 (Freshman): Walked-on to the team prior to the season ... scout team member ... played in eight games ... averaged 0.4 points,

0.4 assists and 0.3 rebounds in 1.0 minute per game ... made a 3-point-er against No. 1 Kentucky in the SEC Tournament semifinals ... at the team's season-ending awards banquet, presented the Sonny Smith Most Outstanding Teammate Award and the Bill Lynn Academic Award.

HIGH SCHOOL AND PERSONAL DATA: Played at Mountain Brook High School for coach Bucky McMillan ... averaged 9.0 points, 3.8 assists and 1.8 steals per game while shooting 50 percent from 3-point range ... four-year starter and was the winningest player in the class of 2014 in Alabama Class 6A ... 111 wins are the most in Mountain Brook history ... back-to-back Class 6A titles (2013 and 2014) ... three-time team captain ... 2014 ASWA Boys All-State Second Team ... 2014 Over the Mountain Boys Athlete of the Year ... 2014 Birmingham News South Basketball Player of the Year ... 2014 Class 6A Northeast Region All-Tournament Team ... 2014 Class 6A AHSAA Final Four All-Tournament Team ... Birmingham Tip-off Club Player of the Week (March 1, 2014) ... three-time Class 6A Area 11 All-Tournament Team selection (2012, 2013 and 2014) ... 2013 Class 6A Area 11 Tournament MVP ... 2013-2014 US Marines Distinguished Athlete Award ... son of Bryan and Kelly Keim ... has two brothers, Bobby and Austin ... parents and brother, Bobby, are all Auburn graduates and brother Austin is graduating December 2015 ... studying in Ginn College of Engineering.

Keim Career Highs

Points 3, 3x, last at Miss. State (3-5-16)	Free Throws 2, 2x, last vs. Georgia (2-24-16)
Rebounds 2, 5x, last at Arkansas (2-17-16)	Free Throws Attempted 4 vs. Georgia (2-24-16)
Field Goals 1, 3x, last at Miss. State (3-5-16)	Assists 2 vs. Tennessee (1-2-16)
Field Goal Attempts 2, 4x, last vs. Georgia (2-24-16)	Steals 1, 4x, last vs. Tennessee (3-9-16)
3-Point Field Goals 1, 3x, last at Miss. State (3-5-16)	Blocked Shots --
3-Point Attempts 2, 3x, last vs. Vanderbilt (2-13-16)	Minutes Played 19 vs. Vanderbilt (2-13-16)



KEIM'S CAREER STATS

Year	GP-GS	Min-Avg	FG-FGA	Pct	3FG-A	Pct	FT-FTA	Pct	Off-Def-Tot--Avg	PF	FO	Ast	TO	Blk	Stl	Pts	Avg
2014-15	8-0	8-1.0	1-4	.250	1-4	.250	0-2	.000	0-2-2--0.3	0	0	3	1	0	0	3	0.4
2015-16	23-0	151-6.6	2-14	.143	2-11	.182	4-9	.444	2-10-12--0.5	19	0	5	10	0	4	10	0.4
TOTAL	31-0	159-5.1	3-18	.167	3-15	.200	4-11	.364	2-12-14--0.5	19	0	8	11	0	4	13	0.4



2014-15 Keim Game-by-Game

Opponent	Min	FG-A	Pct.	3FG-A	Pct.	FT-A	Pct.	O-D-T	PF	A TO	BK	ST	PTS
Milwaukee													
at Colorado													
Louisiana	1	0-0	.000	0-0	.000	0-0	.000	0-0-0	0	0	0	0	0
(1) Tulsa													
(1) Oregon State													
at Texas Tech													
Coastal Carolina													
at Clemson													
Winthrop													
Xavier													
Texas Southern													
MTSU	0	0-0	.000	0-0	.000	0-0	.000	0-0-0	0	0	0	0	0
North Alabama	1	0-0	.000	0-0	.000	0-2	.000	0-0-0	0	0	0	0	0
at Vanderbilt													
Missouri													
at Florida													
South Carolina													
Mississippi State													
at Alabama													
Texas A&M													
at Tennessee													
at LSU													
Ole Miss													
Arkansas	2	0-0	.000	0-0	.000	0-0	.000	0-2-2	0	1	1	0	0
at Georgia													
Alabama													
at Kentucky	1	0-0	.000	0-0	.000	0-0	.000	0-0-0	0	1	0	0	0
LSU	1	0-2	.000	0-2	.000	0-0	.000	0-0-0	0	0	0	0	0
at Texas A&M	1	0-0	.000	0-0	.000	0-0	.000	0-0-0	0	1	0	0	0
at Missouri													
Georgia													
(2) Miss. State													
(2) Texas A&M													
(2) LSU													
(2) Kentucky	1	1-2	.500	1-2	.500	0-0	.000	0-0-0	0	0	0	0	3
TOTALS	8	1-4	.250	1-4	.250	0-2	.000	2	0	3	1	0	3

+ Games Started (0 of 8)

(1) MGM Grand Main Event (Las Vegas, NV); (2) SEC Tournament (Nashville, TN)


2015-16 Keim Game-by-Game

Opponent	Min	FG-A	Pct.	3FG-A	Pct.	FT-A	Pct.	O-D-T	PF	A TO	BK	ST	PTS
UAB													
Colorado													
Georgia Southern													
Northwestern St.	6	1-11	.000	1-1	1.000	0-0	.000	0-0-0	1	1	0	0	3
at Coastal Carolina	3	0-0	.000	0-0	.000	0-0	.000	0-0-0	1	0	1	0	0
(1) at Middle Tenn.													
Mercer													
at Xavier	2	0-0	.000	0-0	.000	0-0	.000	0-0-0	0	0	0	0	0
(2) New Mexico													
(2) Harvard	3	0-1	.000	0-1	.000	0-0	.000	0-0-0	0	0	0	0	0
(2) at Hawaii	3	0-0	.000	0-0	.000	0-0	.000	0-0-0	1	0	1	0	0
Tennessee	9	0-2	.000	0-1	.000	0-0	.000	0-0-0	3	2	0	0	1
South Carolina	8	0-0	.000	0-0	.000	0-0	.000	0-0-0	0	0	1	0	0
at Missouri	11	0-0	.000	0-0	.000	0-0	.000	0-2-2	1	0	1	0	0
at Vanderbilt	2	0-0	.000	0-0	.000	0-0	.000	0-0-0	0	0	0	0	0
Kentucky	1	0-0	.000	0-0	.000	2-21	.000	0-0-0	0	0	0	0	2
Alabama	4	0-0	.000	0-0	.000	0-0	.000	0-0-0	1	0	0	0	0
at Florida	6	0-0	.000	0-0	.000	0-0	.000	0-0-0	1	0	0	0	0
at Ole Miss	4	0-0	.000	0-0	.000	0-1	.000	0-0-0	1	0	0	0	0
Oklahoma St.	3	0-0	.000	0-0	.000	0-0	.000	0-0-0	0	0	0	0	0
LSU	10	0-1	.000	0-1	.000	0-0	.000	0-1-1	1	0	1	0	0
at Georgia	7	0-1	.000	0-0	.000	0-0	.000	0-2-2	1	0	0	0	0
at Tennessee	15	0-1	.000	0-1	.000	0-0	.000	1-0-1	3	0	1	0	0
Vanderbilt	19	0-2	.000	0-2	.000	0-0	.000	1-1-2	0	0	0	0	0
at Arkansas	12	0-1	.000	0-1	.000	0-2	.000	0-2-2	3	1	2	0	1
Ole Miss	1	0-0	.000	0-0	.000	0-0	.000	0-0-0	0	0	1	0	0
Georgia	8	0-2	.000	0-1	.000	2-4	.500	0-1-1	1	1	0	0	2
at Alabama													
Texas A&M													
at Mississippi St.	9	1-11	.000	1-1	1.000	0-0	.000	0-0-0	0	0	0	1	3
(3) Tennessee	5	0-1	.000	0-1	.000	0-0	.000	0-1-1	0	0	1	0	0
TOTALS	151	2-14	.143	2-11	.182	4-9	.444	2-10-12	19	5	10	0	4

+ Games Started (0 of 23)

(1) Bridgestone Arena (Nashville, TN); (2) Diamond Head Classic (Honolulu, HI); (3) SEC Tournament (Nashville, TN)





**TJ
Lang
23**

6-7 • 210
Junior
Guard
Mobile, Ala.
(McGill-Toolen)

2015-16 (Sophomore): Averaged 7.1 points, 2.1 rebounds, 0.7 assists and 0.5 steals in 24.9 minutes ... played in all 31 games, starting 28 ...shot 42.4 percent from the field, 40.3 percent from 3-point range and 68.3 percent from the foul line ... averaged 11.1 points over the last eight games of the season ... career-high 21 points (3-4 3s, 8-10 fts) in win vs. Georgia ... 19 points (5-7 3s) at Ole Miss ... 17 points (career-best tying 5-6 3s) in win at Arkansas with back-to-back 3s to give Auburn the lead for good at 83-79 with 1:28 left ... team-high 16 points (4-6 3s), 4 rebounds and 2 steals at Mississippi State ... made the game-winning 3-pointer from the right corner with 16.3 seconds left in the season-opening 75-74 win over UAB as he had 5 points in 14 minutes ... the Tigers led for all but 20 seconds in the game, trailing only when the Blazers took the lead by two in the possession before ... 14 points (4-8 3s) at Coastal Carolina ... 14 points (4-12 3s) vs. Vanderbilt ... 11 points (6-9 fts), 3 rebounds and an assist in 31 minutes vs. Alabama ... 12 points (3-3 3s) and 5 rebounds in 19 minutes vs. Northwestern State.

2014-15 (Freshman): A lock down-defender that came on strong in February through the end of the season ... started five of the last seven games of the season, averaging 4.3 points in 21.2 minutes per game in those seven games ... averaged 10.0 minutes and 1.8 points in his first 20 games ... on the season, averaged 2.4 points, 1.3 rebounds and 0.4 assists in 13.8 minutes per game ... played in 27 games, starting six ... shot 35.1 percent from the field, 33.3 percent from 3-point range and 55 percent from the foul line ... made his first career start at Georgia on Feb. 14 ... career-high 13 points and five rebounds at Missouri ... 9 points with a pair of 3s vs. Arkansas ... 5 points and 2 rebounds vs. Alabama ... 5 points, all in the first half, at Texas Tech ... at the team's season-ending awards banquet, presented the Most Improved Award.

HIGH SCHOOL AND PERSONAL DATA: Played at McGill-Toolen, averaging 19 points, eight rebounds and three assists as a senior after averaging 17.1 points and 4.9 rebounds per as a junior ... led the team to a 25-7 record and the South Regional finals as a junior and then led the team to an appearance in the Class 6A, Area 2 championship game as a senior as the team went 19-10 ... named to the AWSA Class 6A Second Team as a senior after being a First Team selection as a junior ... Mobile Press-Register Coastal Alabama Player of the Year as a junior ... originally signed with Virginia Tech but was granted a release from his NLI when the Hokies made a coaching change prior to his freshman season ... son of Antonio and Lekeshia Lang ... has a brother, Alan ... father played at Duke from 1990-94, winning the 1991 and 1992 National Championship ... also played in the NBA for the Phoenix Suns and Cleveland Cavaliers as well as overseas ... studying in Harbert College of Business.

Lang Career Highs

Points 21 vs. Georgia (2-24-16)	Free Throws 8 vs. Georgia (2-24-16)
Rebounds 5, twice, last vs. Northwestern St.(11-27-15)	Free Throws Attempted 11 at Georgia (2-6-16)
Field Goals 6 at Arkansas (2-17-16)	Assists 3, twice, last at Xavier (12-19-15)
Field Goal Attempts 18 vs. Vanderbilt (2-13-16)	Steals 3 vs. Oklahoma State (1-30-16)
3-Point Field Goals 5 at Ole Miss (1-27-16)/at Ark. (2-17-16)	Blocked Shots 1, 3x, last vs. Ga. Southern (11-20-16)
3-Point Attempts 12 vs. Vanderbilt (2-13-16)	Minutes Played 37 at Middle Tennessee (12-12-15)



LANG'S CAREER STATS

Year	GP-GS	Min-Avg	FG-FGA	Pct	3FG-A	Pct	FT-FTA	Pct	Off-Def-Tot--Avg	PF	FO	Ast	TO	Blk	Stl	Pts	Avg
2014-15	27-6	372-13.8	20-57	.351	14-42	.333	11-20	.550	12-23-35--1.3	47	1	12	13	2	5	65	2.4
2015-16	31-28	772-24.9	64-151	.424	48-119	.403	43-63	.683	19-46-65--2.1	73	2	20	20	1	16	219	7.1
TOTAL	58-34	1144-19.7	84-208	.404	62-161	.385	54-83	.651	31-69-100--1.7	120	3	32	33	3	21	284	4.9



2014-15 Lang Game-by-Game

Opponent	Min	FG-A	Pct.	3FG-A	Pct.	FT-A	Pct.	O-D-T	PF	TO	BK	ST	PTS
Milwaukee	7	1-11	.000	1-11	.000	0-0	.000	0-0-0	1	0	0	0	3
at Colorado	18	0-0	.000	0-0	.000	3-5	.600	0-1-1	1	0	0	0	3
Louisiana	13	1-2	.500	1-2	.500	0-0	.000	0-0-0	4	1	1	0	3
(1) Tulsa	16	0-2	.000	0-2	.000	0-0	.000	0-1-1	1	0	0	0	1
(1) Oregon State	7	1-2	.500	1-2	.500	0-0	.000	1-1-2	2	0	1	0	3
at Texas Tech	17	2-4	.500	1-2	.500	0-0	.000	1-1-2	3	1	1	0	5
Coastal Carolina	12	0-1	.000	0-1	.000	1-2	.500	1-1-2	1	0	1	0	1
at Clemson	2	0-0	.000	0-0	.000	0-0	.000	0-0-0	1	0	0	0	0
Winthrop	2	0-0	.000	0-0	.000	0-0	.000	0-0-0	1	0	1	0	0
Xavier													DNP
Texas Southern	2	0-1	.000	0-1	.000	0-0	.000	0-0-0	0	0	0	0	0
MTSU	2	0-0	.000	0-0	.000	0-0	.000	0-0-0	0	0	1	0	0
North Alabama	15	0-1	.000	0-1	.000	0-0	.000	0-3-3	0	2	2	0	1
at Vanderbilt													DNP
Missouri													DNP
at Florida													DNP
South Carolina													DNP
Mississippi State													DNP
at Alabama													DNP
Texas A&M	2	0-2	.000	0-1	.000	0-0	.000	1-0-1	2	0	0	0	0
at Tennessee													DNP
at LSU	6	1-2	.500	0-1	.000	1-2	.500	1-0-1	0	0	0	0	3
Ole Miss	7	0-2	.000	0-2	.000	0-0	.000	0-1-1	1	0	0	0	0
Arkansas	19	2-4	.500	2-3	.667	3-4	.750	1-0-1	3	0	1	0	9
at Georgia+	17	0-0	.000	0-0	.000	0-0	.000	0-1-1	0	0	0	0	0
Alabama	16	1-3	.333	1-2	.500	2-21	.000	1-1-2	1	0	0	0	5
at Kentucky	11	0-2	.000	0-1	.000	0-0	.000	0-0-0	2	0	1	0	0
LSU	9	0-2	.000	0-2	.000	0-0	.000	0-0-0	2	0	1	1	0
at Texas A&M+	24	1-4	.250	1-3	.333	1-2	.500	1-1-2	2	0	0	0	4
at Missouri+	31	5-6	.833	3-4	.750	0-0	.000	2-3-5	3	2	0	0	13
Georgia	23	1-4	.250	1-4	.250	0-3	.000	0-2-2	3	1	1	0	1
(2) Miss. State+	26	1-11	.000	1-1	.000	0-0	.000	2-1-3	3	3	1	1	0
(2) Texas A&M+	29	2-6	.333	1-4	.250	0-0	.000	0-2-2	5	0	0	0	5
(2) LSU +	24	1-4	.250	0-2	.000	0-0	.000	0-1-1	3	1	0	0	1
(2) Kentucky	15	0-1	.000	0-0	.000	0-0	.000	0-2-2	2	1	0	0	0
TOTALS	372	20-57	.351	14-42	.333	11-20	.550	35	47	12	13	2	5

+ Games Started (6 of 27)


(1) MGM Grand Main Event (Las Vegas, NV); (2) SEC Tournament (Nashville, TN)

2015-16 Lang Game-by-Game

Opponent	Min	FG-A	Pct.	3FG-A	Pct.	FT-A	Pct.	O-D-T	PF	TO	BK	ST	PTS
UAB+	14	1-2	.500	1-2	.500	2-21	.000	0-0-0	4	0	0	0	5
Colorado+	28	2-3	.667	2-3	.667	0-0	.000	1-2-3	3	0	0	0	6
Georgia Southern+	22	3-5	.600	1-3	.333	2-2	1.000	2-2-4	1	1	0	1	9
Northwestern St.+	19	4-5	.800	3-3	1.000	1-2	.500	2-3-5	1	1	1	0	12
at Coastal Carolina+	29	5-10	.500	4-8	.500	0-0	.000	1-1-2	2	1	0	0	14
(1) Middle Tenn.+	37	2-5	.400	1-3	.333	0-0	.000	0-2-2	4	0	1	0	1
Mercer+	4	0-0	.000	0-0	.000	0-0	.000	0-0-0	0	0	0	0	0
at Xavier	14	0-1	.000	0-1	.000	2-2	1.000	0-1-1	3	3	1	0	2
(2) New Mexico+	24	2-6	.333	2-5	.400	0-0	.000	0-1-1	2	1	1	0	6
(2) Harvard+	23	1-3	.333	1-3	.333	0-0	.000	0-1-1	0	0	0	0	2
(2) at Hawaii+	22	1-2	.500	0-1	.000	0-0	.000	1-1-2	3	0	0	0	2
Tennessee+	16	1-5	.200	1-4	.250	1-2	.500	1-1-2	1	1	0	0	4
South Carolina	10	0-1	.000	0-1	.000	0-0	.000	0-1-1	3	1	0	0	0
at Missouri	8	0-2	.000	0-2	.000	0-0	.000	0-0-0	1	0	1	0	0
at Vanderbilt+	22	2-4	.500	1-2	.500	1-2	.500	0-2-2	4	0	0	0	6
Kentucky+	32	2-2	1.000	2-2	1.000	0-0	.000	0-2-2	3	1	1	0	6
Alabama+	31	2-6	.333	1-5	.200	6-9	.667	0-3-3	3	1	0	0	11
at Florida+	24	1-5	.200	1-4	.250	0-0	.000	0-0-0	2	0	0	0	3
at Ole Miss+	35	6-9	.667	5-7	.714	2-2	1.000	1-2-3	1	0	0	0	19
Oklahoma St.+	29	2-4	.500	2-4	.500	2-2	1.000	0-3-3	3	0	1	0	8
LSU+	24	0-0	.000	0-0	.000	0-0	.000	1-3-4	1	0	0	0	0
at Georgia+	34	0-5	.000	0-4	.000	7-11	.636	1-3-4	3	1	1	0	7
at Tennessee+	24	0-6	.000	0-5	.000	2-4	.500	1-1-2	3	1	1	0	1
Vanderbilt+	35	5-18	.278	4-12	.333	0-1	.000	1-1-2	1	2	2	0	14
at Arkansas+	27	6-7	.857	5-6	.833	0-0	.000	1-0-1	5	1	1	0	17
Ole Miss+	31	1-7	.143	1-7	.143	1-3	.333	1-2-3	5	1	2	0	4
Georgia+	33	5-7	.714	3-4	.750	8-10	.800	1-0-1	1	1	0	0	21
at Alabama+	34	1-3	.333	0-2	.000	0-0	.000	0-3-3	1	1	3	0	2
Texas A&M+	27	3-7	.429	3-7	.429	1-2	.500	0-1-1	3	1	0	0	10
at Mississippi St. +	33	5-7	.714	4-6	.667	2-3	.667	1-3-4	3	0	3	0	2
(3) Tennessee+	27	1-4	.250	0-3	.000	3-4	.750	2-1-3	3	0	0	0	5
TOTALS	772	64-151	.424	48-119	.403	43-63	.683	19-46-65	73	20	20	1	16

+ Games Started (28 of 31)

(1) Bridgestone Arena (Nashville, TN); (2) Diamond Head Classic (Honolulu, HI); (3) SEC Tournament (Nashville, TN)





**Will
Macoy**

22

6-4 • 180
Freshman
Guard
Birmingham, Ala.
(Vestavia Hills)

2016-17 (Freshman): Walked-on to the team prior to the start of the season ... a very good outside shooter ... a member of the scout team.

HIGH SCHOOL AND PERSONAL DATA: Three-year letterman in basketball at Vestavia Hills High School under coach George Hatchett ... two-time All-Over the Mountain team ... team captain as a senior in 2015-16 ... 2015 Birmingham Fall League MVP, scoring a league record 50 points in the championship game en route to winning the title ... Birmingham Tip-Off Club player of the week in March 2016 ... two-time state champion in the javelin ... Wendy's Heisman School winner and state finalist in 2015 ... in the National Honor Society, Student Government Association and the Relay for Life committee ... full name is Will Macoy ... son of Coy and Adrienne Macoy ... his father ran cross country and track at Georgia Tech while his mother ran cross country and track at UAB ... older brother, Mac, is a junior at Florida in 2016-17 who runs cross country and track ... younger brother, Hollis, a sophomore on the Vestavia Hills basketball team ... studying in Ginn College of Engineering.



HARRIS' CAREER STATS

Year	GP-GS	Min-Avg	FG-FGA	Pct	3FG-A	Pct	FT-FTA	Pct	Off-Def-Tot--Avg	PF	FO	Ast	TO	Blk	Stl	Pts	Avg
2011-12 [^]	19-3	132-6.9	13-37	.351	2-5	.400	7-10	.700	7-16-23--1.2	20	0	8	11	0	2	35	1.8
2013-14*	35-35	1126-32.2	136-314	.433	29-90	.322	104-124	.839	76-103-179--5.1	104	5	49	75	23	34	405	11.6
2014-15*	34-12	908-26.7	118-280	.421	22-77	.286	80-109	.734	43-94-137--4.0	81	1	34	38	7	30	338	9.9
TOTAL	88-50	2166-24.6	267-631	.423	53-172	.308	191-243	.786	126-213-339--3.9	205	6	91	124	30	66	778	8.8

[^] at NC State; * at Providence



Anfernee McLemore

24

6-7 • 210

Freshman

Forward

Warwick, Ga.
(Worth County)

2016-17 (Freshman): Very productive player ... can finish around the basket ... has a good tempo to his game offensively ... outstanding shot blocker and rim protector ... great teammate ... very hard worker ... left-handed.

HIGH SCHOOL AND PERSONAL

DATA: Rated as a four-star prospect by ESPN ... rated as a 3-star by 247Sports, Rivals and Scout ... averaged 15.6 points, 11.2 rebounds and 6.9 blocks per game for Worth County as a senior in 2015-16 under coach Connie Mays ... three-time selection to the Albany Herald's Super Six as a sophomore, junior and senior ... the Rams finished in a three-way tie for first in the Georgia High School Region 1 4A standings ... averaged 19 points, 11.8 rebounds and 6.4 blocks per game for Worth County as a junior in 2014-15, recording several triple-doubles ... two-time All-Area selection by the Albany Herald ... started for the Rams each of his four years in high school ... Georgia Class 4A Sophomore of the Year by Hoop-

seen ... had a 4.0 GPA in advanced classes and was accepted by the Massachusetts Institute of Technology ... scored a 1670 on his SAT ... had considered Yale, Brown, Oregon State, Stanford and Georgia Tech ... played AAU basketball for the Atlanta Celtics under Horace Neysmith ... full name is Anfernee Keith McLemore ... son of Cinderella Lewis and Feron McLemore ... studying in Harbert College of Business ... signed national letter of intent on Nov. 11, 2015.





DeSean Murray

13

6-3 • 230

Junior

Forward

Stanley, N.C.
(Presbyterian College)

2016-17 (Redshirt): Will sit out the season after transferring from Presbyterian College in May ... will have two years of eligibility remaining ... very physical and productive ... impossible to keep him out of the lane ... plays much bigger than his size.

2015-16 (Sophomore): A Big South All-Conference first-team selection ... started all 31 games ... led the Big South and ranked 29th in the nation in scoring (20.2), tied for fourth in rebounds (7.4) and field goal pct. (.543), and third in steals (2.0) ... led the team in scoring, field goal pct., rebounds and steals as Presbyterian went 11-20 overall and 5-13 in the Big South ... career-high 34 points, tying him for second in the PC record book, against Longwood ... Hit a PC Division I record 14 free throws in the game ... career-high 10-of-15 free throws vs. USC Upstate ... a then career-high 26 points and team-high 12 rebounds for his fifth career double-double vs. VMI ... career-high 28 points vs. Gardner-Webb ... 27 points and a career-high 18 rebounds vs. Piedmont ... tied his then career high with 28 points vs. Liberty with 12 rebounds for his seventh double-double of the season ... eighth 20-point game with 20

points and 11 rebounds vs. Marquette for his seventh career double-double ... eighth career double-double with 24 points and 13 rebounds vs. Campbell as he was named Big South Player of the Week ... 23 points and 15 rebounds vs. Longwood for third straight double-double ... 26 points vs. High Point ... sixth double-double of the year came with 17 points and 11 rebounds vs. Charleston Southern ... scored 20 points for the 18th time with 24 against Winthrop on a career-best 11-of-24 from the field ... 18 points vs. Furman ... finished the season ranked 29th in the nation in points per game, 54th in FG pct., 29th in steals per game, 47th in total points, 28th in total field goals made, 36th in total steals, 48th in free throws made and 52nd in free throw attempts.

2014-15 (Freshman): Big South Freshman of the Year and was a member of the All-Conference honorable mention and All-Freshman teams as Presbyterian went 10-22 overall and 6-12 in the Big South ... averaged 15.7 points, 8.2 rebounds, 1.6 assists and 1.5 steals ... shot 51.9 percent from the floor, 1-of-4 from 3-point range and 59.1 percent from the foul line ... played in 20 games after being injured early in the season ... posted double-digit scoring in 17 games, five of them with over 20 ... second on the team in scoring and rebounding, and led the team in steals ... In conference play he was ninth in scoring, third in rebounding and field goal percentage, seventh in steals, third in offensive rebounds and seventh in minutes played ... earned four Big South Freshman of the Week honors and had four double-doubles on the season ... double-digits in his first two collegiate games with a team-high 14 points and seven rebounds at Duke and 12 points vs. Piedmont ... after missing 12 games due to injury, he came back to score a then career-high 16 points, 11 rebounds and 4 blocks vs. Liberty ... posted career-highs for the second consecutive game

Murray Career Highs

Points 34 at Longwood (2-25-16)	Free Throws 14 at Longwood (2-25-16)
Rebounds 18 vs. Piedmont (12-19-15)	Free Throws Attempted 16 at Longwood (2-25-16)
Field Goals 11, 3x, last at Liberty (2-20-16)	Assists 8 at Longwood (1-14-15)
Field Goal Attempts 21 at Marquette (12-27-15)	Steals 4, 5x, last at Gardner-Webb (2-6-16)
3-Point Field Goals 1 vs. High Point (1-26-15)	Blocked Shots 4 at Liberty (1-3-15)
3-Point Attempts 2 vs. Radford (1-16-16)	Minutes Played 37 at Gardner-Webb (2-6-16)

with a team-leading 24 points and 13 rebounds vs. Winthrop ... earned League Freshman of the Week honors after averaging 21.0 points and 10.0 rebounds in the two games against the Winthrop and Radford ... third double-double with 18 points, 12 rebounds and a career-high 8 assists vs. Longwood ... notched his second consecutive Big South Freshman of the Week honors averaging 18.0 points and 10.0 rebounds vs. Longwood and Charleston Southern ... had his second 20-point game with 21 vs. Campbell ... In the second meeting against the Camels, he scored 17 points ... had his third 20-point game with a team-leading 21 against Liberty as he earned his fourth Big South Freshman of the Week honor on Feb. 9 ... 21 points vs. UNC Asheville ... Third straight 20-point game with 20 points and 11 rebounds vs. Radford for his fourth double-double.

HIGH SCHOOL AND PERSONAL DATA: Lettered in basketball, football, track and soccer ... averaged 22 points and 11 rebounds at East Gaston under coach Eugene Farrar before transferring to Northside Christian Academy for his senior year in 2013-14 under coaches Byron Dinkins, Jeff McInnis and Joe Badget ... helped Northside, along with teammate Davon Bell, a No. 5 national ranking and a Dick's Sporting Goods national tournament in New York ... averaged 18 points and 10 rebounds en route to first-team all-conference and all-state honors ... played AAU basketball for Team Charlotte under coach Jeff McInnis and alongside fellow signee Davon Bell ... Team Charlotte posted a record of 45-6 and was ranked No. 1 in North Carolina ... an honor roll student every quarter, Murray was a member of Spanish and Frisbee Golf Clubs as well as numerous school activities ... full name is DeSean Jajuan Murray ... son of Datari and Berlinda Murray ... studying in College of Liberal Arts ... signed national letter of intent on May 16, 2016.

MURRAY'S CAREER STATS

Year	GP-GS	Min-Avg	FG-FGA	Pct	3FG-A	Pct	FT-FTA	Pct	Off-Def-Tot--Avg	PF	FO	Ast	TO	Blk	Stl	Pts	Avg
2014-15	20-20	661-33.0	122-235	.519	1-4	.250	68-115	.591	70-93-163--8.2	55	3	32	54	10	30	313	15.7
2015-16	31-31	902-29.1	232-427	.543	0-7	.000	163-211	.773	74-154-228--7.4	94	2	53	95	17	62	627	20.2
TOTAL	51-51	1563-30.6	354-662	.535	1-11	.091	231-326	.709	141-247-391--7.7	149	5	85	149	27	92	940	18.4



2014-15 Murray Game-by-Game (Presbyterian College)

Opponent	Min	FG-A	Pct.	3FG-A	Pct.	FT-A	Pct.	O-D-T	PF	A TO BK	ST	PTS		
at Duke+	32	6-14	.429	0-0	.000	2-4	.500	5-2-7	4	1	4	0	3	14
Piedmont+	18	3-6	.500	0-0	.000	6-10	.600	5-0-5	5	0	5	0	2	12
(1) American														
(1) Morehead State														
(1) at La. Tech														
Toccoa Falls														
Bob Jones														
at Wofford														
UNCG														
Montreat														
Samford														
at UT Martin														
at Virginia Tech														
Gardner-Webb														
at Liberty+	35	6-10	.600	0-0	.000	4-11	.364	4-7-11	2	2	0	4	3	16
Winthrop+	36	10-16	.625	0-0	.000	4-5	.800	6-7-13	1	1	5	1	3	24
at Radford+	37	8-17	.471	0-0	.000	2-4	.500	6-1-7	5	2	2	0	0	18
at Longwood+	35	7-14	.500	0-0	.000	4-8	.500	5-7-12	2	8	2	0	0	18
Charleston So.+	33	5-10	.500	0-0	.000	8-9	.889	5-3-8	5	0	3	0	0	18
Campbell+	29	8-11	.727	0-0	.000	5-8	.625	1-1-2	0	0	2	0	1	21
at Coastal Carolina+	36	6-12	.500	0-0	.000	2-21	.000	2-4-6	2	3	3	0	3	14
High Point+	37	5-9	.556	1-1	1.000	0-0	.000	3-3-6	2	1	4	0	2	11
Longwood+	34	4-7	.571	0-0	.000	1-2	.500	3-3-6	1	0	2	0	1	9
at Campbell+	30	7-13	.538	0-0	.000	3-4	.750	2-4-6	4	2	1	2	2	17
Liberty+	33	9-15	.600	0-0	.000	3-8	.375	3-6-9	2	1	3	0	2	21
at UNC Asheville+	36	7-14	.500	0-1	.000	7-8	.875	2-4-6	2	4	1	0	1	21
Radford+	35	8-14	.571	0-2	.000	4-41	.000	3-8-11	3	1	4	1	3	20
at Charleston So.+	34	2-8	.250	0-0	.000	2-3	.667	1-5-6	2	2	4	0	1	6
at High Point+	32	6-12	.500	0-0	.000	0-0	.000	3-4-7	4	1	4	1	0	12
Coastal Carolina+	34	7-10	.700	0-0	.000	2-8	.250	2-7-9	2	2	1	1	1	16
at Winthrop+	30	2-10	.200	0-0	.000	3-8	.375	4-9-13	4	0	1	0	2	7
(2) Longwood+	35	6-13	.462	0-0	.000	6-9	.667	5-8-13	3	1	3	0	0	18
TOTALS	661	122-235	.519	1-4	.250	68-115	.591	70-93-163	55	32	54	10	30	313

+ Games Started (20 of 20)

(1) Coaches vs. Cancer Classic (Ruston, LA); (2) Big South Conference Tournament (Conway, SC)

2015-16 Murray Game-by-Game (Presbyterian College)

Opponent	Min	FG-A	Pct.	3FG-A	Pct.	FT-A	Pct.	O-D-T	PF	A TO BK	ST	PTS		
at Furman+	22	7-11	.636	0-0	.000	4-6	.667	2-1-3	5	2	1	0	1	18
USC Upstate+	27	7-11	.636	0-0	.000	10-15	.667	3-4-7	3	2	3	1	1	24
Toccoa Falls+	17	6-8	.750	0-0	.000	6-7	.857	2-4-6	3	2	3	0	4	18
The Citadel+	22	2-3	.667	0-0	.000	3-4	.750	0-3-3	4	4	3	0	2	7
at VMI+	35	8-12	.667	0-0	.000	10-12	.833	4-8-12	2	1	8	0	2	26
Wofford+	35	10-15	.667	0-1	.000	4-41	.000	2-3-5	3	0	6	1	2	24
Gardner-Webb+	32	9-15	.600	0-0	.000	10-14	.714	3-6-9	3	1	3	0	4	28
at Winthrop+	27	8-15	.533	0-1	.000	8-9	.889	4-2-6	4	0	2	0	1	24
Montreat+	24	11-14	.786	0-0	.000	3-5	.600	2-3-5	1	1	1	1	3	25
at Clemson+	23	6-16	.375	0-0	.000	3-31	.000	4-4-8	3	1	4	0	1	15
Piedmont+	30	9-16	.563	0-0	.000	9-10	.900	7-11-18	3	2	3	1	2	27
at Richmond+	22	6-12	.500	0-1	.000	1-11	.000	0-4-4	5	2	2	0	1	13
at Marquette+	30	8-21	.381	0-0	.000	4-41	.000	8-3-11	1	1	2	3	20	
at Campbell+	28	11-16	.688	0-0	.000	2-6	.333	2-11-13	3	2	2	1	24	
Longwood+	34	8-16	.500	0-1	.000	7-8	.875	7-8-15	4	1	6	1	1	23
at High Point+	25	9-12	.750	0-0	.000	8-81	.000	2-1-3	4	1	3	0	0	26
at Coastal Carolina+	30	4-11	.364	0-0	.000	2-4	.500	2-3-5	3	3	3	0	2	10
Radford+	33	8-18	.444	0-2	.000	6-8	.750	2-6-8	4	1	2	0	2	22
Charleston So.+	33	5-14	.357	0-0	.000	7-8	.875	3-8-11	2	5	3	2	2	17
at UNC Asheville+	37	4-9	.444	0-0	.000	2-3	.667	1-2-3	3	3	7	0	4	10
Liberty+	33	9-13	.692	0-0	.000	5-7	.714	2-5-7	3	2	1	1	1	23
Coastal Carolina+	32	3-8	.375	0-0	.000	3-4	.750	1-4-5	3	1	0	0	3	9
at Gardner-Webb+	37	9-19	.474	0-0	.000	6-8	.750	1-7-8	4	3	4	1	4	24
at Charleston So.+	32	4-12	.333	0-0	.000	10-11	.909	0-3-3	2	3	1	1	2	18
Campbell+	22	9-10	.900	0-0	.000	2-5	.400	1-2-3	4	0	7	0	1	20
UNC Asheville+	28	4-8	.500	0-0	.000	3-6	.500	2-5-7	1	0	7	1	2	11
at Liberty+	32	11-18	.611	0-1	.000	6-9	.667	1-11-12	3	2	3	0	3	28
at Longwood+	35	10-17	.588	0-0	.000	14-16	.875	0-8-8	2	2	0	0	0	34
High Point+	30	8-18	.444	0-0	.000	0-0	.000	3-5-8	2	3	2	0	1	16
(1) Radford+	25	8-15	.533	0-0	.000	3-31	.000	3-4-7	4	0	3	1	4	19
(1) Winthrop+	30	11-24	.458	0-0	.000	2-3	.667	0-5-5	3	2	1	1	2	24
TOTALS	902	232-427	.543	0-7	.000	163-211	.773	74-154-228	94	53	95	17	62	627

+ Games Started (31 of 31)

(1) Big South Conference Tournament (Buies Creek, NC)





Danjel Purifoy

3

6-7 • 230
Freshman
Forward
Centreville, Ala.
(Hargrave Military
Academy)


2016-17 (Redshirt Freshman): Looks like a pro ... has a pro body ... very strong ... can take the ball to the basket and shoot the 3-pointer ... can defend a lot of positions ... very athletic and has a very high upside.

2015-16 (Freshman): Redshirted ... scout team member.

HIGH SCHOOL AND PERSONAL

DATA: Four-star small forward by ESPN, Rivals, Scout and 247Sports ... ranked ninth among all small forwards and 48th overall by 247Sports ... ranked as the nation's No. 12 small forward and the top player in Alabama by 247 Sports ... averaged 25 points, 11 rebounds, five blocks and 20 deflections a game at Hargrave Military Academy under coach A.W. Hamilton in 2014-15 ... averaged 17.7 points and 6.1 rebounds per game at Bibb County as a junior ... full name is Danjel Kevon Purifoy ... son of Waukesha Evans ... studying in College of Liberal Arts ... signed national letter of intent on Nov. 12, 2014.





LaRon Smith

12

6-8 • 215
Graduate
Forward
Palm Bay, Fla.
(Bethune-Cookman)

2016-17 (Graduate): Came to Auburn as a graduate transfer from Bethune-Cookman ... can score with a jump hook ... has really good hands ... runs the floor like a deer ... great shot blocker ... has picked up size and strength ... will provide depth on the front-line.

2015-16 (Junior): Started all 32 games, averaging 7.1 points, 6.9 rebounds and 3.0 blocks in 25.4 minutes as Bethune-Cookman went 14-18 overall and 10-6 in the MEAC ... tied for third in the nation in blocks with Vanderbilt's Luke Kornet and Stony Brook's Jameel Warney ... MEAC third-team selection and was named the MEAC defensive player of the year ... led the MEAC shooting 58.5 percent from the field, but shot 26.5 percent (13-of-49) from the foul line ... set the school's single-season blocks record with 96 ... had at least one block in 31 games, including the final 28 games ... had nine games with 5 or more blocks ... career-high 20 points and 11 rebounds at North Carolina A&T going 9-of-10 from the field ... career-high 6 blocks vs. Sam Houston State ... had six double-doubles ... started the season with consecutive double-doubles vs. Trinity with 10 points and 11 rebounds and vs. UT-Martin with 11 points and 10 rebounds

... also had back-to-back double-doubles vs. The Citadel with 12 points and 13 rebounds and vs. Toledo with 10 points and 10 rebounds ... 10 points and a career-high 15 rebounds vs. Delaware State ... had 10 double-figure rebounding games, including a stretch of four-straight games ... sank two critical free throws in final seconds to preserve a road MEAC win at Norfolk State.

2015 Bahamas Tour: Led team in scoring (17.0) and rebounding (12.5) in two appearances ... 12 points and 14 rebounds against Bahamas All Stars ... 22 point game against AC Bahamas saw him go 10-11 from field with 11 rebounds and 6 blocks.

International Experience: Appeared in three tournaments with the U.S. Virgin Islands national team ... averaged 4.4 points and 3.6 in 2014 CBC Championships as team went 4-1 ... averaged 7.5 points and 4.5 rebounds in 2014 Centrobasket Championship as team went 2-2 ... Appeared in three games in 2015 CBC Championship.

2014-15 (Redshirt): Sat out after transferring from Georgia State.

2013-14 (Sophomore): Saw action in 16 games, averaging 1.1 points and 0.8 rebounds per game in 4.3 minutes per contest at Georgia State as the Panthers went 25-9 overall and won the Sun Belt Conference regular season title with a 17-1 record ... shot 54.5 percent from the floor and blocked six shots to go along with three steals ... scored a career-high 5 points in the season opener vs. Southern Poly, going 2-of-3 from the floor in seven minutes, while pulling down three rebounds ... 5 points and 2 blocked shots in 13 minutes against UALR ... 4 points in 7 minutes at

Smith Career Highs

Points	Free Throws
20 vs. North Carolina A&T (2-15-16)	3 vs. Norfolk State (1-11-16)
Rebounds	Free Throws Attempted
15 vs. Delaware State (2-6-16)	6 vs. Norfolk State (1-11-16)
Field Goals	Assists
9 vs. North Carolina A&T (2-15-16)	2 vs. Trinity (11-13-15)
Field Goal Attempts	Steals
13 vs. North Carolina Central (2-27-16)	2, 3x, last vs. Brown (12-28-15)
3-Point Field Goals	Blocked Shots
--	6 vs. Sam Houston (11-27-15)
3-Point Attempts	Minutes Played
--	41 vs. North Carolina A&T (2-15-14)

UTSA with 2 blocked shots.

2012-13 (Freshman): Played in eight games, scoring seven points on 7-of-12 free throws, grabbing seven rebounds and blocking four shots during his freshman season ... made first collegiate appearance against Southern Poly, playing three minutes and scoring one point ... played a career-high 15 minutes against William & Mary, grabbing a career-high three rebounds and blocking a career-high two shots ... scored a career-high four points in 14 minutes against Hofstra, making 4-of-6 free throws, blocking one shot and collecting his first steal.

HIGH SCHOOL AND PERSONAL DATA: Earned all-conference and All-Space Coast first-team honors after leading Heritage High School in Palm Bay, Fla., to a 24-5 record and the Sweet 16 of the second largest classification in Florida, along with winning the district championship ... averaged 16.3 points, 10.7 rebounds and 4.6 blocked shots per game as a senior in 2011-12 under coach Stephen Links, surpassing 1,000 career points ... top performance came vs. Viera High School, scoring 32 points and grabbing 20 rebounds ... during his junior season, averaged 16.6 points, 9.4 rebounds and 3.4 blocked shots per game ... earned Florida Today Athlete of the Week honors with 22 points, 18 rebounds and 4 blocks vs. Cocoa Beach ... full name is LaRon Smith ... son of LaRon Smith and Diane Willet ... has two brothers, LeRon and LoRon ... studying in College of Education.

SMITH'S CAREER STATS

Year	GP-GS	Min-Avg	FG-FGA	Pct	3FG-A	Pct	FT-FTA	Pct	Off-Def-Tot-Avg	PF	FO	Ast	TO	Blk	Stl	Pts	Avg
2012-13 [^]	8-0	50-6.3	0-3	.000	0-0	.000	7-12	.583	3-4-7--0.9	12	0	0	5	4	1	7	0.9
2013-14 [^]	16-0	68-4.3	6-11	.545	0-0	.000	5-17	.294	6-7-13--0.8	10	0	0	3	6	3	17	1.1
2015-16*	32-32	814-25.4	107-183	.585	0-0	.000	13-49	.265	91-131-222--6.9	95	5	19	37	96	11	227	7.0
TOTAL	56-32	932-16.6	113-197	.574	0-0	.000	25-78	.321	100-142-242--4.3	117	5	19	45	106	15	251	4.5

[^] played at Georgia State; * played at Bethune-Cookman



2012-13 Smith Game-by-Game (Georgia State)

Opponent	Min	FG-A	Pct.	3FG-A	Pct.	FT-A	Pct.	O-D-T	PF	A TO	BK	ST	PTS
at Duke							DNP						
at BYU							DNP						
Monmouth							DNP						
Tennessee State							DNP						
South Alabama							DNP						
East Carolina							DNP						
Louisiana Tech							DNP						
at Liberty							DNP						
Southern Poly	3	0-0	.000	0-0	.000	1-2	.500	0-0-0	2	0	1	0	1
at Troy							DNP						
Southern Miss							DNP						
at Rhode Island							DNP						
at Georgia Southern							DNP						
Drexel							DNP						
James Madison							DNP						
at Hofstra							DNP						
Delaware							DNP						
William & Mary	15	0-0	.000	0-0	.000	1-2	.500	2-1-3	2	0	0	2	0
at Old Dominion	6	0-1	.000	0-0	.000	1-2	.500	0-1-1	1	0	1	1	0
at Towson	3	0-1	.000	0-0	.000	0-0	.000	0-1-1	1	0	1	0	0
UNCW							DNP						
at Drexel							DNP						
at Northeastern	2	0-0	.000	0-0	.000	0-0	.000	0-0-0	0	0	0	0	0
Old Dominion							DNP						
at UNCW							DNP						
Towson							DNP						
Hofstra	14	0-0	.000	0-0	.000	4-6	.667	0-1-1	2	0	1	1	4
at George Mason	3	0-0	.000	0-0	.000	0-0	.000	0-0-0	2	0	0	0	0
at William & Mary	4	0-1	.000	0-0	.000	0-0	.000	1-0-1	2	0	1	0	0
at JMU							DNP						
Northeastern							DNP						
TOTALS	50	0-3	.000	0-0	.000	7-12	.583	3-4-7	12	0	5	4	1
TOTALS	661	122-235	.519	1-4	.250	68-115	.591	70-93-163	55	32	54	10	30

+ Games Started (0 of 8)

2013-14 Smith Game-by-Game (Georgia State)

Opponent	Min	FG-A	Pct.	3FG-A	Pct.	FT-A	Pct.	O-D-T	PF	A TO	BK	ST	PTS
Southern Poly	7	2-3	.667	0-0	.000	1-4	.250	2-1-3	1	0	0	0	7
at Vanderbilt							DNP						
(1) McNeese State	7	0-0	.000	0-0	.000	1-2	.500	2-2-4	1	0	2	0	7
(1) at Alabama							DNP						
(2) vs. Canisius							DNP						
(2) at Elon							DNP						
at FIU							DNP						
Young Harris	5	0-0	.000	0-0	.000	1-2	.500	0-0-0	0	0	1	0	1
at Southern Miss	1	0-0	.000	0-0	.000	0-0	.000	0-0-0	0	0	0	0	0
Old Dominion							DNP						
Georgia Southern	3	0-1	.000	0-0	.000	0-0	.000	0-0-0	1	0	0	0	0
at UTSA	7	2-21	.000	0-0	.000	0-1	.500	0-0-0	2	0	0	2	4
at East Carolina	1	0-0	.000	0-0	.000	0-0	.000	0-0-0	0	0	0	0	0
Troy	6	0-0	.000	0-0	.000	0-0	.000	0-0-0	2	0	0	0	1
at South Alabama							DNP						
at Western Ky.	2	0-0	.000	0-0	.000	0-0	.000	0-0-0	0	0	0	0	0
Arkansas State							DNP						
UALR	13	2-3	.667	0-0	.000	1-4	.250	1-3-4	2	0	0	2	5
at Louisiana							DNP						
at ULM							DNP						
UT Arlington							DNP						
South Alabama	2	0-0	.000	0-0	.000	0-0	.000	0-0-0	0	0	0	0	0
at UALR							DNP						
at Troy							DNP						
Texas State	4	0-0	.000	0-0	.000	0-2	.000	0-0-0	1	0	0	0	0
ULM	2	0-0	.000	0-0	.000	0-0	.000	0-0-0	0	0	0	1	0
Louisiana							DNP						
at UT Arlington	3	0-1	.000	0-0	.000	0-0	.000	0-0-0	0	0	0	0	0
at Texas State							DNP						
at Arkansas State							DNP						
Western Kentucky	3	0-0	.000	0-0	.000	0-0	.000	1-1-2	0	0	0	0	0
(3) Arkansas State	2	0-1	.000	0-0	.000	1-2	.500	0-0-0	0	0	1	0	1
(3) Louisiana							DNP						
(4) at Clemson							DNP						
TOTALS	68	6-11	.545	0-0	.000	5-17	.294	6-7-13	10	0	3	6	3

+ Games Started (0 of 16)

(1) NIT Season Tipoff (Tuscaloosa, AL); (2) NIT Season Tipoff (Elon, NC); (3) Big South Conference Tournament (Buies Creek, NC); (4) NIT (Clemson, SC)

2015-16 Smith Game-by-Game (Bethune-Cookman)

Opponent	Min	FG-A	Pct.	3FG-A	Pct.	FT-A	Pct.	O-D-T	PF	A TO	BK	ST	PTS
Trinity (Fla.)+	22	5-7	.714	0-0	.000	0-1	.000	5-6-11	3	2	3	2	1
at UT Martin+	38	5-8	.625	0-0	.000	1-4	.250	3-7-10	3	0	1	1	0
at Richmond+	27	2-5	.400	0-0	.000	1-3	.333	3-5-8	3	0	1	1	0
at West Virginia+	16	0-0	.000	0-0	.000	0-0	.000	0-2-2	1	0	1	0	0
(1) Stetson+	21	2-5	.400	0-0	.000	0-0	.000	2-6-8	2	1	0	3	1
(1) Sam Houston St. +32	3-7	.429	0-0	.000	1-2	.500	2-3-5	4	0	3	6	0	
Trinity Baptist+	18	2-4	.500	0-0	.000	0-0	.000	6-3-9	2	0	1	2	0
South Carolina St. +21	3-5	.600	0-0	.000	0-2	.000	1-1-2	2	1	0	3	0	
at Akron+	11	2-5	.400	0-0	.000	0-0	.000	3-3-6	4	0	1	0	0
The Citadel+	21	6-9	.667	0-0	.000	0-1	.000	7-6-13	5	0	5	1	12
at Toledo+	31	5-10	.500	0-0	.000	0-0	.000	8-2-10	0	0	2	4	2
at Central Florida+	26	3-4	.750	0-0	.000	0-0	.000	4-6-10	4	2	0	2	0
at Brown+	21	0-3	.000	0-0	.000	0-0	.000	3-7-10	2	0	2	5	2
at Jacksonville+	22	3-31	.000	0-0	.000	0-0	.000	1-4-5	0	0	2	5	0
at Grand Canyon+	28	3-6	.500	0-0	.000	0-3	.000	1-2-3	1	1	1	1	6
at Hampton+	29	5-7	.714	0-0	.000	2-5	.400	2-6-8	5	1	0	5	0
at Norfolk State+	33	3-4	.750	0-0	.000	3-6	.500	7-3-10	4	1	0	3	0
Coppin State+	30	2-4	.500	0-0	.000	0-2	.000	3-8-11	3	1	0	5	0
Morgan State+	25	4-7	.571	0-0	.000	0-1	.000	0-1-1	4	0	1	5	0
at MD Eastern Shore+38	1-6	.167	0-0	.000	0-0	.000	3-3-6	4	0	4	3	0	
at Howard+	7	0-1	.000	0-0	.000	0-0	.000	1-0-1	1	0	2	1	0
Florida A&M+	20	3-31	.000	0-0	.000	0-0	.000	1-3-4	5	1	1	1	0
Savannah State+	38	3-4	.750	0-0	.000	0-2	.000	2-6-8	5	2	0	5	1
Delaware State+	32	5-6	.833	0-0	.000	0-3	.000	3-12-15	4	2	1	5	0
at N.C. Central+	19	3-5	.600	0-0	.000	0-0	.000	3-3-6	2	0	0	4	0
at N.C. A&T+	41	9-10	.900	0-0	.000	2-5	.400	3-8-11	3	1	2	3	0
at Florida A&M+	16	4-5	.800	0-0	.000	0-1	.000	1-1-2	2	0	1	2	0
at Stetson+	22	5-8	.556	0-0	.000	0-0	.000	3-2-5	3	1	4	4	1
N.C. Central+	21	5-13	.385	0-0	.000	0-0	.000	2-5-7	2	0	1	2	0
N.C. A&T+	34	5-8	.625	0-0	.000	1-3	.333	4-3-7	3	0	1	4	1
at So. Carolina St. +30	3-7	.429	0-0	.000	2-5	.400	2-3-5	5	1	1	2	0	
(2) Savannah State+24	3-31	.000	0-0	.000	0-0	.000	2-1-3	4	1	0	2	0	
TOTALS	814	107-183	.585	0-0	.000	13-49	.265	91-131-222	95	19	37	96	11

+ Games Started (0 of 16)

(1) Las Vegas Invitational (Las Vegas, NV); (2) MEAC Tournament (Norfolk, VA)





Horace Spencer

0

6-8 • 220
Sophomore
Forward
Philadelphia, Pa.
(Findlay Prep, Nev.)

2015-16 (Freshman): Averaged 5.1 points, 4.9 rebounds and ranked third in the SEC with 2.1 blocks in 18.1 minutes ... played in all 31 games, starting 18 ... shot 42.0 percent from the field and 48.5 percent from the foul line ... led all freshman in the SEC with 2.1 blocks ... his 65 blocks were the fifth-most in a single-season in Auburn history ... in the final six games of the season, averaged 8.3 points, 5.2 rebounds and 2.7 blocks ... career-high 7 blocks to go along with 6 points and 5 rebounds in Auburn's win at Arkansas ... career-high 13 points, 5 rebounds, 3 blocks, 2 assists and a steal at Mississippi State ... career-high 11 rebounds, 6 points and 6 blocks vs. Oklahoma State in the Big 12/SEC Challenge ... first Auburn freshman to record at least five blocks in a game four times in the same season since Kyle Davis in 2003-04 ... had the game-saving block in Auburn's season-opening 75-74 win over UAB, blocking Chris Cokley's shot in the paint with 1.8 seconds left ... it was the first game-winning block of his life ... 5 points, 7 rebounds and 5 blocks vs. UAB ... back-to-back then career-high points, 10 pts (5-8 fgs) at Alabama and 9 points, 8 rebounds, 4 blocks and 3 steals in the win vs. Georgia

... 8 points (3-3 fgs), 6 rebounds and 3 blocks at Missouri ... 8 points, 5 rebounds vs. Alabama ... 8 points, 8 rebounds and a block vs. Colorado ... 6 points, 5 rebounds, 3 blocks and 2 steals in his first career start vs. New Mexico in the Diamond Head Classic ... 6 points and 5 rebounds in 13 minutes vs. Northwestern State ... 6 points, 7 rebounds, 3 blocks, 2 assists and a steal in 14 minutes vs. Georgia Southern ... 2 points and 7 rebounds vs. Mercer ... 2 points, 5 rebounds and a block at Hawai'i in the Diamond Head Classic ... the block at Hawai'i was the No. 2 play on SportsCenter's Top 10 ... 6 rebounds in 12 minutes at Coastal Carolina ... High level athlete ... plays big for 6-foot-9 ... great wing span ... great motor ... big-time defender of the rim ... very good shot blocker ... very active and bouncy ... has a 36-inch vertical jump ... great rebounder ... has a soft touch ... good hands and great feet ... received both the Most Improved Player and the Outstanding Defensive Player awards at the year end Auburn Basketball Awards Banquet ... high level athlete ... plays big for 6-foot-9 ... great wing span ... great motor ... big-time defender of the rim ... very good shot blocker ... very active and bouncy ... has a 36-inch vertical jump ... great rebounder ... has a soft touch ... good hands and great feet.

HIGH SCHOOL AND PERSONAL DATA: Four-star recruit, ranked 48th nationally by 247Sports, 61st by ESPN, 71st by Rivals.com and 78th by Scout.com ... averaged 10.4 points, 9.4 rebounds, 2.2 blocks and 1.2 steals in only 19.5 minutes per game for loaded Findlay Prep in Henderson, Nev., to a 29-3 record and a No. 4 national ranking as a senior in 2014-15 under coach Andy Johnson ... helped lead the Pilots to the Final Four of the Dick's Sporting Goods High School National Tournament in 2015 ... averaged 6 points, 5 rebounds and a school record 2.8 blocks per game while shooting 62 percent from the field helping lead Findlay Prep to a 31-5 record as a junior in 2013-14 under coach Jerome Williams ... the Pilots advanced to the Dick's Sporting Goods National High School Tournament Final Four ... went to William Tennent High in Warminster, Pa., as

a freshman and sophomore where he played under coach Robert Mulville ... averaged 20 points and 7 rebounds as a sophomore in 2012-13 and 10 points and 8 rebounds as a freshman ... full name is Horace Gilbert Spencer III ... son of Horace Spencer Jr. and Cindy Watts ... studying in College of Liberal Arts ... signed national letter of intent on April 15, 2015.

Spencer Career Highs

Points 13 at Mississippi State (3-5-16)	Free Throws 3, twice, last vs. Tennessee (3-9-16)
Rebounds 11 vs. Oklahoma State (1-30-16)	Free Throws Attempted 7 vs. Tennessee (3-9-16)
Field Goals 6 at Mississippi State (3-5-16)	Assists 2, 3x, last at Miss. State (3-5-16)
Field Goal Attempts 10 at Mississippi State (3-5-16)	Steals 3, twice, last vs. Georgia (2-24-16)
3-Point Field Goals --	Blocked Shots 7 at Arkansas (2-17-16)
3-Point Attempts 1 vs. Ole Miss (2-20-16)	Minutes Played 29 vs. Georgia (2-24-16)

2015-16 Spencer Game-by-Game

Opponent	Min	FG-A	Pct.	3FG-A	Pct.	FTA	Pct.	O-D-T	PF	A	TO	BK	ST	PTS
UAB	21	2-4	.500	0-0	.000	1-2	.500	3-4-7	2	0	1	5	0	5
Colorado	25	3-6	.500	0-0	.000	2-4	.500	5-3-8	3	1	0	1	0	8
Georgia Southern	14	2-5	.400	0-0	.000	2-4	.500	1-6-7	4	2	0	3	1	6
Northwestern St.	13	2-4	.500	0-0	.000	2-4	.500	1-4-5	3	0	2	1	1	6
at Coastal Carolina	12	0-2	.000	0-0	.000	1-2	.500	4-2-6	2	0	1	0	0	1
(1) at Middle Tenn.	16	2-4	.500	0-0	.000	0-3	.000	4-0-4	4	1	1	0	0	4
Mercer	16	1-4	.250	0-0	.000	0-0	.000	3-4-7	3	0	0	2	1	2
at Xavier	17	1-11	.000	0-0	.000	1-3	.333	1-0-1	4	0	0	0	0	3
(2) New Mexico+	23	2-3	.667	0-0	.000	2-3	.667	0-5-5	4	0	4	3	2	6
(2) Harvard+	16	0-3	.000	0-0	.000	1-2	.500	1-3-4	3	0	3	1	1	1
(2) at Hawaii+	10	1-4	.250	0-0	.000	0-0	.000	1-4-5	5	1	0	1	0	2
Tennessee+	18	2-3	.667	0-0	.000	1-1	.000	1-4-5	5	1	3	1	0	4
South Carolina+	12	2-3	.667	0-0	.000	0-0	.000	2-1-3	3	0	1	1	0	4
at Missouri+	22	3-31	.000	0-0	.000	2-6	.333	1-5-6	3	0	2	3	0	8
at Vanderbilt+	13	0-6	.000	0-0	.000	0-0	.000	3-1-4	4	0	1	3	0	0
Kentucky	21	1-3	.333	0-0	.000	2-21	.000	0-3-3	1	0	0	5	0	4
Alabama	15	2-6	.333	0-0	.000	1-2	.500	5-3-8	4	1	3	1	0	5
at Florida	13	3-4	.750	0-0	.000	0-2	.000	2-0-2	5	0	1	0	0	6
at Ole Miss	16	2-7	.286	0-0	.000	0-0	.000	0-3-3	5	0	2	1	0	4
Oklahoma State+	27	2-8	.250	0-0	.000	2-4	.500	8-3-11	4	0	0	6	1	6
LSU+	27	3-7	.429	0-0	.000	1-2	.500	2-1-3	2	0	0	3	3	7
at Georgia+	10	1-2	.500	0-0	.000	0-0	.000	0-2-2	5	0	1	1	0	2
at Tennessee+	18	1-5	.200	0-0	.000	3-4	.750	3-2-5	5	0	1	0	0	5
Vanderbilt	14	1-3	.333	0-0	.000	2-21	.000	1-2-3	4	1	1	0	0	4
at Arkansas+	21	3-7	.429	0-0	.000	0-0	.000	2-3-5	4	1	3	7	0	6
Ole Miss+	19	2-8	.250	0-1	.000	2-3	.667	3-6-9	4	2	1	5	0	6
Georgia+	29	4-8	.500	0-0	.000	1-2	.500	3-5-8	5	1	5	4	3	9
at Alabama+	16	5-8	.625	0-0	.000	0-0	.000	2-1-3	5	0	1	1	0	10
Texas A&M+	24	3-5	.600	0-0	.000	1-2	.500	1-2-3	3	1	1	2	0	7
at Mississippi St.+	21	6-10	.600	0-0	.000	1-2	.500	1-4-5	4	2	2	3	1	13
(3) Tennessee+	23	1-4	.250	0-0	.000	3-7	.429	1-2-3	3	0	2	1	0	5
TOTALS	562	63-150	.420	0-1	.000	33-68	.485	65-88-153	115	15	43	65	14	159

+ Games Started (18 of 31)

(1) Bridgestone Arena (Nashville, TN); (2) Diamond Head Classic (Honolulu, HI); (3) SEC Tournament (Nashville, TN)



SPENCER'S STATISTICS

Year	GP-GS	Min-Avg	FG-FGA	Pct	3FG-A	Pct	FT-FTA	Pct	Off-Def-Tot--Avg	PF-FO	Ast	TO	Blk	Stl	Pts	Avg
2015-16	31-18	562-18.1	63-150	.420	0-1	.000	33-68	.485	65-88-153--4.9	115-8	15	43	65	14	159	5.1



Trey Tate 52

6-6 • 230
Sophomore
Forward
Dothan, Ala.
(Rehobeth)

2015-16 (Freshman): Joined the team as a manager and became a scout team member ... played in one game ... played 2 minutes vs. Vanderbilt and had a rebound ... named to the First-Year SEC Academic Honor Roll.

HIGH SCHOOL AND PERSONAL DATA: Three-year letterwinner in both basketball under coach Larry Easterwood and football at Rehobeth High School in Dothan, Ala. ... quarterback of the first football team to make the state playoffs in 10 years ... had the highest 3-point percentage as a junior ... Bryant-Jordan Scholarship recipient ... full name is Trey Tate ... son of Jim and Judith Tate ... has a sister, Emily ... studying in Harbert College of Business.



Tate Career Highs

Points	--	Free Throws	--
Rebounds	1 vs. Vanderbilt (2-13-16)	Free Throws Attempted	--
Field Goals	--	Assists	--
Field Goal Attempts	--	Steals	--
3-Point Field Goals	--	Blocked Shots	--
3-Point Attempts	--	Minutes Played	2 vs. Vanderbilt (2-13-16)

2015-16 Tate Game-by-Game

Opponent	Min	FG-A	Pct.	3FG-A	Pct.	FT-A	Pct.	O-D-T	PFA	TO	BK	ST	PTS.
UAB													DNP
Colorado													DNP
Georgia Southern													DNP
Northwestern St.													DNP
at Coastal Carolina													DNP
(1) at Middle Tenn.													DNP
Mercer													DNP
at Xavier													DNP
(2) New Mexico													DNP
(2) Harvard													DNP
(2) at Hawaii													DNP
Tennessee													DNP
South Carolina													DNP
at Missouri													DNP
at Vanderbilt													DNP
Kentucky													DNP
Alabama													DNP
at Florida													DNP
at Ole Miss													DNP
Oklahoma St.													DNP
LSU													DNP
at Georgia													DNP
at Tennessee													DNP
Vanderbilt	2	0-0	.000	0-0	.000	0-0	.000	0-1-1	0	0	0	0	0
at Arkansas													DNP
Ole Miss													DNP
Georgia													DNP
at Alabama													DNP
Texas A&M													DNP
at Mississippi St.													DNP
(3) Tennessee													DNP
TOTALS	2	0-0	.000	0-0	.000	0-0	.000	0-1-1	0	0	0	0	0

± Games Started (0 of 1)

(1) Bridgestone Arena (Nashville, TN); (2) Diamond Head Classic (Honolulu, HI); (3) SEC Tournament (Nashville, TN)

TATE'S CAREER STATS

Year	GP-GS	Min-Avg	FG-FGA	Pct.	3FG-A	Pct.	FT-FTA	Pct.	Off-Def-Tot--Avg	PF	FO	Ast	TO	Blk	Stl	Pts	Avg
2015-16	1-0	2-2.0	0-0	.000	0-0	.000	0-0	.000	0-1-1--1.0	0	0	0	0	0	0	0	0.0



Devin Waddell

31

6-5 • 227

Senior

Guard/Forward
Greensboro, N.C.
(Hargrave Military Academy, VA)

2015-16 (Junior): Awarded a scholarship from coach Bruce Pearl prior to the start of fall semester ... averaged 0.2 points, 0.4 rebounds, 0.2 steals and 0.1 assists in 6.6 minutes per game ... played in 26 games, starting one vs. Vanderbilt, playing 11 minutes and had a rebound ... it was the second start of his career along with starting vs. No. 1 Kentucky in the 2015 SEC Tournament semifinals ... 3 points (1-of-1 3fgs) at Georgia ... 2 points in 13 minutes in the win at Georgia ... 4 rebounds, 1 assist and a steal in a season-high 15 minutes vs. New Mexico in the Diamond Head Classic ... 1 rebound in 11 minutes vs. Georgia Southern ... 1 point in 9 minutes at No. 10 Xavier ... 2 rebounds in 9 minutes vs. Harvard in the Diamond Head Classic ... 1 steal in 6 minutes vs. Colorado ... 2 points, 7 rebounds and 3 assists in 20 min. in the exhibition opener vs. Brevard College ... Academic Top Tiger.

2014-15 (Sophomore): Averaged 0.6 points and 1.2 rebounds ... shot 33.3 percent from the floor, 20 percent from 3-point range and 50 percent from the foul line ... played in 27 games, starting one at center vs. No. 1 Kentucky in the SEC Tournament semifinals ... held Kentucky's Karl-Anthony Towns, the No. 1 pick in the 2015 NBA Draft, to zero field goals in the SEC Tournament semifinals ... 2 points, a career-high 5 rebounds in 27 minutes vs. the Wildcats ... 4 points, 4 rebounds, one assist, a block and drew two charges in 16 minutes vs. Mississippi State in the SEC Tournament ... played 19 minutes vs. LSU in the SEC Tournament quarterfinals ... in four SEC Tournament games, averaged 17.5 minutes per game compared to 5.8 minutes per game for his other 23 games on the season ... hard-nosed defensive player, drew seven charges on the season ... hit his first career shot, a 3-pointer at Colorado as he finished with 3 points, 2 rebounds and a block in 11 minutes ... 2 points at Texas A&M ... 2 points and 2 rebounds in 19 minutes at Texas A&M ... 2 points and a rebound vs. Louisiana ... 1 points and 3 rebounds vs. Coastal Carolina ... 2 rebounds at both Georgia and Clemson.

2013-14 (Freshman): Played in 3 games ... played the final minute at home against South Carolina ... played the final minute against Arkansas-Pine Bluff ... saw his first action of the season against Jacksonville State, playing the final minute ... walked on prior to the season.

HIGH SCHOOL AND PERSONAL DATA: Played as a post-grad at Hargrave Military Academy in Chatham, Va., under coach A.W. Hamilton ... Hargrave went 38-1 and finished the year ranked No. 2 in the country ... played summer league on the 2012 Greater NC Pro-Am Championship team in Durham, N.C. ... graduated from Georgetown Prep in North Bethesda, Md., in 2011 and played under coach Dwayne Bryant ... helped Georgetown to the 2010 Interstate Athletic Conference semifinals ... attended James B. Dudley High School in Greensboro, N.C., as a freshman and sophomore ... helped Dudley to back-to-back conference championships and a state semifinal appearance ... full name is Devin Jovon Wad-

Waddell Career Highs

Points 4 vs. Miss. State in SEC Tour. (3-11-15)	Free Throws 2 vs. Miss. State in SEC Tour. (3-11-15)
Rebounds 5 vs. #1 Kentucky in SEC Tour. (3-14-15)	Free Throws Attempted 2, 3x, last at Xavier (12-19-15)
Field Goals 1, 7 times, last at Georgia (2-6-16)	Assists 1, 4x, last at Miss. State (3-5-16)
Field Goal Attempts 4 vs. #1 Kentucky in SEC Tour. (3-14-15)	Steals 2 at Georgia (2-6-16)
3-Point Field Goals 1 at Colorado (11-17-14) at Xavier (12-19-15)	Blocked Shots 1, 4 times, last vs. Miss. State (3-11-15)
3-Point Attempts 3 at Tulsa (11-24-14)	Minutes Played 27 vs. #1 Kentucky in SEC Tour. (3-14-15)



dell ... son of Debra Rouse and Jeff Waddell ... Member of Phi Sigma Pi and Gamma Beta Phi honor societies ... studying in Ginn College of Engineering.

WADDELL'S CAREER STATS

Year	GP-GS	Min-Avg	FG-FGA	Pct	3FG-A	Pct	FT-FTA	Pct	Off-Def-Tot--Avg	PF	FO	Ast	TO	Blk	Stl	Pts	Avg
2013-14	3-0	3-1.0	0-0	.000	0-0	.000	0-0	.000	0-0-0--0.0	1	0	0	0	0	0	0	0.0
2014-15	27-1	204-7.6	6-18	.333	1-5	.200	3-6	.500	10-22-32--1.2	32	0	4	1	4	0	16	0.6
2015-16	26-1	171-6.6	2-14	.143	1-10	.100	1-2	.500	3-7-10--0.4	30	0	3	10	0	6	6	0.2
TOTAL	56-2	378-6.8	8-32	.250	2-15	.133	4-8	.500	13-29-42--0.8	53	0	7	11	4	6	22	0.4



2013-14 Waddell Game-by-Game

Opponent	Min	FG-A	Pct.	3FG-A	Pct.	FT-A	Pct.	O-D-T	PF	A	TO	BK	ST	PTS
Nicholls														DNP
Northwestern State														
Jacksonville State	1	0-0	.000	0-0	.000	0-0	.000	0-0-0	1	0	0	0	0	0
Murray State														DNP
Tennessee State														DNP
at Iowa State														DNP
(1) Illinois														DNP
Clemson														DNP
Boston College														DNP
Ark.-Pine Bluff	1	0-0	.000	0-0	.000	0-0	.000	0-0-0	0	0	0	0	0	0
Florida A&M														DNP
at Ole Miss														DNP
Missouri														DNP
at Tennessee														DNP
Florida														DNP
at Mississippi State														DNP
at Arkansas														DNP
Alabama														DNP
Georgia														DNP
at South Carolina														DNP
at LSU														DNP
Kentucky														DNP
Mississippi State														DNP
at Florida														DNP
Vanderbilt														DNP
South Carolina	1	0-0	.000	0-0	.000	0-0	.000	0-0-0	0	0	0	0	0	0
at Alabama														DNP
Tennessee														DNP
at Texas A&M														DNP
(2) South Carolina														DNP
TOTALS	3	0-0	.000	0-0	.000	0-0	.000	0	1	0	0	0	0	0

+ Games Started (0 of 3)
 (1) Atlanta, GA (Philips Arena); (2) SEC Tournament (Atlanta, GA • Georgia Dome)

2014-15 Waddell Game-by-Game

Opponent	Min	FG-A	Pct.	3FG-A	Pct.	FT-A	Pct.	O-D-T	PF	A	TO	BK	ST	PTS
Milwaukee	8	0-0	.000	0-0	.000	0-0	.000	0-0-0	2	0	0	0	0	0
at Colorado	11	1-11	.000	1-11	.000	0-0	.000	0-2-2	2	0	0	1	0	3
Louisiana	8	1-11	.000	0-0	.000	0-0	.000	0-1-1	1	0	0	0	0	2
(1) Tulsa	8	0-0	.000	0-0	.000	0-0	.000	0-0-0	0	0	0	0	0	0
(1) Oregon State	11	0-0	.000	0-0	.000	0-0	.000	0-2-2	1	0	0	0	0	0
at Texas Tech	19	1-11	.000	0-0	.000	0-1	.000	0-2-2	4	0	0	0	0	2
Coastal Carolina	13	0-0	.000	0-0	.000	1-2	.500	0-3-3	3	0	1	0	0	1
at Clemson	10	0-3	.000	0-0	.000	0-0	.000	2-0-2	3	1	0	0	0	0
Winthrop	1	0-0	.000	0-0	.000	0-0	.000	0-1-1	0	0	0	0	0	0
Xavier	1	0-0	.000	0-0	.000	0-0	.000	0-0-0	0	0	0	0	0	0
Texas Southern														DNP
MTSU														DNP
North Alabama	1	0-0	.000	0-0	.000	0-0	.000	0-0-0	0	0	0	0	0	0
at Vanderbilt														DNP
Missouri	2	0-0	.000	0-0	.000	0-0	.000	1-0-1	0	0	0	0	0	0
at Florida	0	0-0	.000	0-0	.000	0-0	.000	0-0-0	0	0	0	0	0	0
South Carolina														DNP
Mississippi State	2	0-0	.000	0-0	.000	0-0	.000	0-0-0	0	0	0	0	0	0
at Alabama														DNP
Texas A&M														DNP
at Tennessee														DNP
at LSU	5	0-0	.000	0-0	.000	0-0	.000	0-0-0	1	0	0	1	0	0
Ole Miss	2	0-0	.000	0-0	.000	0-0	.000	0-0-0	0	0	0	0	0	0
Arkansas														DNP
at Georgia	9	0-1	.000	0-0	.000	0-0	.000	0-2-2	2	0	0	0	0	0
Alabama	0	0-0	.000	0-0	.000	0-0	.000	0-0-0	0	0	0	0	0	0
at Kentucky	2	0-1	.000	0-1	.000	0-0	.000	0-0-0	0	0	0	0	0	0
LSU	1	0-0	.000	0-0	.000	0-0	.000	1-0-1	0	0	0	0	0	0
at Texas A&M	8	1-2	.500	0-1	.000	0-0	.000	0-0-0	1	0	0	0	0	2
at Missouri	7	0-1	.000	0-1	.000	0-0	.000	0-1-1	0	0	0	0	0	0
Georgia	5	0-0	.000	0-0	.000	0-0	.000	0-1-1	2	0	0	1	0	0
(2) Miss. State	16	1-11	.000	0-0	.000	2-21	.000	1-3-4	2	1	0	1	0	4
(2) Texas A&M	8	0-0	.000	0-0	.000	0-0	.000	2-0-2	1	0	0	0	0	0
(2) LSU	19	0-2	.000	0-0	.000	0-0	.000	1-1-2	3	2	0	0	0	0
(2) Kentucky+	27	1-4	.250	0-1	.000	0-1	.000	2-3-5	4	0	0	0	0	2
TOTALS	204	6-18	.333	1-5	.200	3-6	.500	32	32	4	1	4	0	16

+ Games Started (1 of 27)
 (1) MGM Grand Main Event (Las Vegas, NV); (2) SEC Tournament (Nashville, TN)

2015-16 Waddell Game-by-Game

Opponent	Min	FG-A	Pct.	3FG-A	Pct.	FT-A	Pct.	O-D-T	PF	A	TO	BK	ST	PTS
UAB	3	0-0	.000	0-0	.000	0-0	.000	0-0-0	1	0	0	0	0	0
Colorado	6	0-1	.000	0-1	.000	0-0	.000	0-0-0	2	0	0	0	1	0
Georgia Southern	11	0-0	.000	0-0	.000	0-0	.000	0-1-1	3	0	1	0	0	0
Northwestern State														DNP
at Coastal Carolina	4	0-0	.000	0-0	.000	0-0	.000	0-0-0	0	0	0	0	0	0
(1) at Middle Tenn.	2	0-0	.000	0-0	.000	0-0	.000	0-0-0	0	0	0	0	0	0
Mercer														DNP
at Xavier	9	0-0	.000	0-0	.000	1-2	.500	0-0-0	2	0	0	0	0	1
(2) New Mexico	15	0-0	.000	0-0	.000	0-0	.000	1-3-4	3	1	1	0	1	0
(2) Harvard	9	0-0	.000	0-0	.000	0-0	.000	2-0-2	3	0	1	0	0	0
(2) at Hawaii	2	0-0	.000	0-0	.000	0-0	.000	0-0-0	1	0	1	0	0	0
Tennessee	10	0-0	.000	0-0	.000	0-0	.000	0-0-0	1	0	0	0	0	0
South Carolina	3	0-0	.000	0-0	.000	0-0	.000	0-0-0	0	0	0	0	1	0
at Missouri	1	0-0	.000	0-0	.000	0-0	.000	0-0-0	1	0	0	0	0	0
at Vanderbilt														DNP
Kentucky	2	0-0	.000	0-0	.000	0-0	.000	0-0-0	1	0	1	0	0	0
Alabama	4	0-0	.000	0-0	.000	0-0	.000	0-0-0	0	0	0	0	0	0
at Florida	7	0-1	.000	0-0	.000	0-0	.000	0-0-0	0	0	0	0	0	0
at Ole Miss	9	0-0	.000	0-0	.000	0-0	.000	0-1-1	0	0	0	0	0	0
Oklahoma State	11	0-2	.000	0-2	.000	0-0	.000	0-1-1	3	0	0	0	0	0
LSU	1	0-1	.000	0-1	.000	0-0	.000	0-0-0	0	0	0	0	0	0
at Georgia	12	1-11	.000	1-11	.000	0-0	.000	0-0-0	0	0	0	0	2	3
at Tennessee	11	0-2	.000	0-2	.000	0-0	.000	0-0-0	2	0	1	0	0	0
Vanderbilt+	11	0-1	.000	0-0	.000	0-0	.000	0-1-1	0	1	0	0	0	0
at Arkansas	4	0-0	.000	0-0	.000	0-0	.000	0-0-0	0	0	0	0	0	0
Ole Miss	7	0-0	.000	0-0	.000	0-0	.000	0-0-0	1	0	0	0	1	0
Georgia	13	1-3	.333	0-2	.000	0-0	.000	0-0-0	3	0	2	0	0	2
at Alabama														DNP
Texas A&M														DNP
at Mississippi State	2	0-1	.000	0-0	.000	0-0	.000	0-0-0	0	1	0	0	0	0
(3) Tennessee	2	0-1	.000	0-1	.000	0-0	.000	0-0-0	3	0	2	0	0	0
TOTALS	171	2-14	.143	1-10	.100	1-2	.500	3-7-10	30	3	10	0	6	6

+ Games Started (1 of 26)
 (1) Bridgestone Arena (Nashville, TN); (2) Diamond Head Classic (Honolulu, HI); (3) SEC Tournament (Nashville, TN)





Austin Wiley

50

6-11 • 255
Freshman
Center
Hoover, Ala.
(Spain Park)

2016-17 (Freshman): Joined the team on Dec. 16, 2016, as a 17-year-old after graduating from Calusa Prep in Miami, Fla. ... practiced with the team two days before playing his first collegiate game against Mercer on Dec. 18, 2016.

HIGH SCHOOL AND PERSONAL DATA: Ranked 13th nationally by Scout, 16th by Rivals and 17th by 247Sports ... played on Team USA's gold medal winner at the FIBA Men's U17 World Championship in Zaragoza, Spain in summer of 2016 ... consensus five-star selection ... three-time all-state selection at Spain Park High School in Hoover, Ala. ... averaged 22 points and 12 rebounds as a junior in 2014-15 leading Spain Park to a 24-6 record and the Class 7A state finals under coach Donnie Quinn ... was named the Alabama Sports Writers Association Class 7A Player of the Year as a junior, averaging 27.1 points, 12.1 rebounds and 2.9 blocks ... selected to the ASWA Class 7A All-State first-team and to the AL.com Class 7A Super All-State first-team ... scored his 1,500th point of his high school career during his junior season ... MVP of the Alabama North-South game in August 2016 ... averaged 19 points and 12 rebounds as

a sophomore at Spain Park where he was named AL.com Birmingham Player of the Year Award ... selected to the ASWA Class 7A All-State first-team and AL.com Class 7A Super All-State first-team ... averaged 15 points and 10 rebounds as a 6-foot-9, 190-pound freshman on Spain Park's varsity in 2013-14 ... named an honorable mention ASWA Class 6A All-State selection as a freshman ... full name is Austin Jermaine Wiley ... son of former Auburn players, All-American & 1992 USA Olympian Vickie Orr and Aubrey Wiley, who led the SEC in rebounding in 1993-94 ... Vickie helped lead Auburn to two-straight NCAA Championship games in 1988 and 1989 and was inducted into the Alabama Sports Hall of Fame in 2013 ... studying in the College of Education ... signed national letter of intent on Nov. 9, 2016.





Bruce Pearl

Head Coach

3rd year at Auburn • 26-40 (.394)
21st year overall • 488-185 (.725)

Bruce Pearl is a proven winner. He enters his 22nd season in 2016-17 12 wins shy of 500 wins, average of 23.2 wins per season. In his 21 years, he has guided his teams to the NCAA Tournament 17 times and the postseason 18 times. And when he's not

winning basketball games, he's winning the hearts of a fan base badly wanting a winner.

Pearl is ranked second among active SEC head coaches in career winning percentage (.725), winning percentage as a SEC head coach (.629), average wins per year as a SEC head coach (21.4) and SEC games only winning percentage (.561).

Auburn and Pearl have the No. 1 ranked recruiting class in 2017, No. 25 in 2016, No. 15 in 2015 and No. 32 in 2014. The Tigers are a perfect 11-of-11 graduating under Pearl at Auburn.

Under Pearl, Auburn is a perfect 11-of-11 graduating players in Malcolm Canada, Chris Denson, Asaun Dixon-Tatum, KT Harrell, Allen Payne, Cinneon Bowers, Jordon Granger, Josh Dollard, Dylan Spencer, C.J. Holmes and Jonathan Walker.

Since Pearl arrived, Auburn leads the SEC with 11 graduates from May 2014-May 2016 with two straight seasons of a perfect APR score.

Auburn has sold out of season tickets for the third straight time in 2016-17, all under Pearl, to continue the school record streak. Prior to Pearl, the only other time the Tigers sold out of season tickets came in the 1999-2000 season.

In his first year at Auburn in 2014-15, Pearl turned a struggling program into a must-see commodity. Season tickets sold out as Auburn Arena was filled to 85.7 percent capacity over the course of 17 home games, drawing 133,033 total fans into Auburn Arena, the third-best total attendance in school history.

On the court Pearl's first club went 15-20 but won the hearts of the Auburn Family fast. The team started out a blistering 9-1 at home and capped off the season with a memorable four-day stay at the SEC Tournament, winning three games for the first time since 1985 and advancing to the tournament semifinals.

Senior KT Harrell turned in an All-SEC performance throughout the season, finishing the year as the league's leading scorer (18.5 points per game), sixth in the SEC in field goal percentage (.464) and was the SEC leader in 3-point field goal percentage (.445/10th in NCAA) and 3-point field goals made per game (2.8/33rd in NCAA).

In 2015-16, for the first time since the 1967-68 season, Auburn defeated Kentucky, Alabama, Tennessee, Georgia and Arkansas in the same season. The Tigers defeated No. 13 Kentucky and Alabama in back-to-back games for the first time since 1967 and the third time in its 110 seasons of basketball. Auburn snapped several long losing streaks: 18 games to Kentucky, 15 games to ranked teams, eight games to Tennessee and eight games to Arkansas. All of this despite Auburn players missing 125 games on the season due to injury, etc.

Auburn averaged 8,216 in its 15 home games which was 90 percent capacity, ranking second in the SEC in percent capacity behind Kentucky for the second straight season.

"This (Auburn Arena) is a loud building," said Tom Hart of the SEC Network. "The energy and electricity in this building is second to none in the league right now. The energy in Auburn Arena is worth 10 points a night."

Auburn's 119 points scored in the win over Northwestern State were the fourth most in school history, and the Tigers' 72 points scored in the second half were the third most points scored in a half in Auburn history.

The Tigers' 17 made 3-pointers were one shy of the school record.

Pearl loves to play the top teams in the country. Auburn's non-conference strength of schedule was ranked 29 in 2015-16 and 54 in his first season compared to 262 and 303 in the two seasons prior to his arrival at Auburn.

"BP put me in perfect positions to showcase my game," said the Pistons' Tobias Harris, who signed a \$64 million contract and is entering his sixth NBA season. "A lot of guys get to college and some coaches don't showcase their full arsenal with what they can do.

"BP put me in perfect position to show everybody my skill-set. He worked me every single day, and he was on me. We have a great relationship. He is one of my favorite coaches to play for just because of his energy and passion.

"BP is like a father figure to me on and off the court. I think that was the biggest thing that sold me and why we still have a tight relationship today."

Pearl's impact is also continually felt in the community. When he isn't out buying lunch for students on campus or dropping into Auburn marketing classes, he can be found spreading the word of Auburn basketball at Auburn Alumni events throughout the Southeast. And if he isn't there, there is a good chance he is in the stands supporting one of the other Auburn programs.

Pearl and his wife, Brandy, also remain committed to giving back to those in Alabama as the Bruce Pearl Fore the Children Golf Classic has remarkably raised over half a million dollars in its first two years. The mission of Children's Harbor is to help children with serious illness and their families.

Pearl started AURLIVE at Auburn in 2015-16 to benefit cancer patients in the fight to beat cancer. AURLIVE raises the awareness of cancer prevention and detection while t-shirt sales and donations raise money to benefit cancer patients.

He initiated the OUTLIVE program in 2009 at Tennessee in recognition of former Vol Chris Lofton, who beat testicular cancer through early diagnosis and treatment and went on to play the entire 2007-08 season while recovering from his battle with the disease.

Pearl donated \$250,000 to the Auburn University comprehensive campaign in September 2016, helping push it over the ambitious \$1 billion goal ahead of schedule.

The Bruce Pearl Family Foundation in conjunction with L5 Foundation, an organization dedicated to addressing the essential and basic needs of cancer patients, donated \$20,000 to five charities in Knoxville in August 2015 while he accepted a \$10,000 donation to an endowed scholarship in his name to Camp Koinonia, an outdoor program for children with disabilities.

Pearl's 21 years of coaching experience covers four stops. He began his head coaching career with a nine-year stay at Southern Indiana, taking the program to the NCAA Tournament each season, going 231-46 (.834) from 1992-2001. From there he made the move to Wisconsin-Milwaukee, taking the Panthers to the NIT once and the NCAA Tournament twice, including a 2005 Sweet 16 appearance. After compiling an 86-38 (.694) record at UW-Milwaukee, Tennessee tabbed him as its leader in 2005 and he responded by taking the program to six straight NCAA Tournament appearances, two Sweet Sixteens (2007, 2008) and the 2010 Elite Eight, which was the most successful six-year run in Volunteers history.

Under Pearl at Tennessee, the Volunteers topped the 20-win mark five times and was the SEC's winningest program during his six seasons, winning the 2008 SEC regular season SEC Championship, the 2006, 2008 and 2009 SEC Eastern Division titles and earned the school's first-ever No. 1 national ranking. From 2006-11, Tennessee went 65-31 (.677) in league play, better than every team in the conference during that time period.

Pearl's preferred style of play, a high-scoring, pressure-type scheme, has proven to be very exciting and very successful throughout the years. His teams have led their conference in scoring 16 of the 20 years that he has been a head coach. His Tennessee squads were the SEC's scoring champion in four of his seasons on Rocky Top, averaging 77.4 points



per game while allowing 70.5 ppg. At the Division I level, his teams have topped the 100-point mark 15 times, including a high of 124 in 2009 as well as 121 points in the 2007 NCAA Tournament. In his second year as coach at Southern Indiana the team averaged 101.7 ppg. Twice he has coached the league's leading scorer in UW-Milwaukee's Dylan Page in 2004 (20.9 ppg) and Tennessee's Chris Lofton in 2007 (20.8 ppg).

"(Pearl) has taken down a lot of high-flying teams as the coach at Tennessee," ESPN.com's Pat Forde wrote in Mach 2010. "Playing his Volunteers is hazardous to your ranking."

At Tennessee, he attracted outstanding players to Knoxville. Wayne Chism was Pearl's first marquee signee at Tennessee. The Volunteers went 104-38 during Chism's four-year career, and he walked off the court in 2010 as the school's all-time leader in games played and wins. Chism also appeared in more NCAA Tournament games and logged more wins in the "Big Dance" than any Vol in history.

But perhaps more important is the fact that Chism extended a trend that followed Pearl throughout his stay at Tennessee. Every player that played four years for Pearl at Tennessee earned their college degree.

Boasting a .649 winning percentage over 12 Division I seasons, Pearl has done it against some of the toughest schedules in America. At Auburn and Tennessee, he sought out non-conference matchups with the most prominent teams and players on the collegiate landscape.

While coaching at Tennessee, the Volunteers defeated Kevin Durant and Texas, Derrick Rose and Memphis, Greg Monroe and Georgetown, Matt Bouldin and Gonzaga, Sherron Collins and Luke Aldrich of Kansas and Ohio State with National Player of the Year Evan Turner. That's in addition to logging SEC wins against future NBA standouts such as Ronnie Brewer, Glen Davis, Joakim Noah, Rajon Rondo and John Wall.

In Pearl's eight years coaching in the SEC, two at Auburn and six at Tennessee, his teams have averaged a phenomenal strength of schedule ranking of 8.1 in the nation by RealTimeRPI.com, including five top six rankings being No. 1 in 2007-08, No. 2 in 2010-11, No. 3 in 2008-09, No. 5 in 2006-07 and No. 6 in 2005-06. Auburn's strength of schedule was No.

21 in 2014-15 and No. 50 in 2015-16.

Pearl's record is 5-5 vs. top 5 teams, including No. 2 Tennessee's 66-62 win at No. 1 Memphis in 2008.

Playing such a difficult schedule at Tennessee led to an average year-end RPI of 17 as well as three top-five seeds in the NCAA Tournament. Twice Tennessee landed in the top 10 in the final national rankings, with a high of No. 5 after logging a school-record 31 wins in 2007-08.

Tennessee's on-court success never came at the expense of academics. Tennessee had 31 SEC Academic Honor Roll selections under Pearl and nine members of the 2006-07 squad earned SEC Academic Honor Roll recognition.

"You can't serve unless you are called upon."

That has been an oft-quoted Pearl mantra throughout his time at Tennessee and has been carried over to Auburn.

An ambassador for the university, Pearl's selfless community service work and generous stewardship made him one of the most influential public figures in the states of Alabama and Tennessee.

He was given the "Spirit of Auburn" Award in the spring of 2015 and was named "Knoxvillian of the Year" by Knoxville Metro Pulse in 2008 and also received the prestigious "Knoxville Award" in 2010. The UT basketball program also earned the UT Men's Community Outreach Team Award twice in his six seasons.

Pearl realized a lifelong dream in the summer of 2008 when his country called upon him to serve as head coach of Maccabi USA's open men's basketball team at the 18th World Maccabiah Games in Israel. He led the American squad to the gold medal for just the third time in 24 years, toppling favored Israel in the title game.

The Maccabiah gold marked Pearl's 16th championship during his head coaching career. In 20 seasons at the collegiate level, his teams have made a remarkable 17 NCAA Tournament appearances and racked up 26 NCAA Tournament wins. Only four times in 20 years has a Pearl-coached team not led its conference in scoring, and his squads have finished either first or second in their respective leagues an astounding 14 times.

Bruce Pearl's All-time Record

Head Coaching Record

Year	School	Record	Pct.	Conf. (Finish)	Postseason/Notes
1992-93	Southern Indiana	22-7	.759	14-4 (2nd)	NCAA D-II Regional 3rd Place
1993-94	Southern Indiana	28-4	.875	16-2 (Champions)	NCAA D-II Runner-up
1994-95	Southern Indiana	29-4	.879	15-3 (3rd)	NCAA D-II Champions
1995-96	Southern Indiana	25-4	.862	18-2 (Champions)	NCAA D-II Sweet Sixteen
1996-97	Southern Indiana	23-5	.821	16-4 (t-1st)	NCAA D-II First Round
1997-98	Southern Indiana	27-6	.818	16-4 (3rd)	NCAA D-II Sweet Sixteen
1998-99	Southern Indiana	26-6	.813	18-4 (2nd)	NCAA D-II Sweet Sixteen
1999-2000	Southern Indiana	25-6	.806	17-3 (2nd)	NCAA D-II Sweet Sixteen
2000-01	Southern Indiana	26-4	.867	18-2 (Champions)	NCAA D-II First Round
2001-02	Wisconsin-Milwaukee	16-13	.552	11-5 (3rd)	
2002-03	Wisconsin-Milwaukee	24-8	.750	13-3 (2nd)	NCAA First Round
2003-04	Wisconsin-Milwaukee	20-11	.645	13-3 (Champions)	NIT First Round
2004-05	Wisconsin-Milwaukee	26-6	.813	14-2 (Champions)	NCAA Sweet Sixteen
2005-06	Tennessee	22-8	.733	12-4 (1st, Eastern)	NCAA Second Round
2006-07	Tennessee	24-11	.686	10-6 (2nd, Eastern)	NCAA Sweet Sixteen
2007-08	Tennessee	31-5	.862	14-2 (Champions)	NCAA Sweet Sixteen
2008-09	Tennessee	21-13	.618	10-6 (t-1st, Eastern)	NCAA First Round
2009-10	Tennessee	28-9	.757	11-5 (3rd, Eastern)	NCAA Elite Eight
2010-11	Tennessee	19-15	.559	8-8 (5th, Eastern)	NCAA Second Round
2014-15	Auburn	15-20	.429	4-14 (13th)	
2015-16	Auburn	11-20	.355	5-13 (13th)	
Total		488-185	.725	273-99 (.734)	

Head Coaching Totals (21 years): 488-185 (.725)

Southern Indiana (9 years): 231-46 (.834)

Wisconsin-Milwaukee (4 years): 86-38 (.694)

Tennessee (6 years): 145-61 (.704)

Auburn (2 years): 26-40 (.394)



Pearl has garnered six National Coach of the Year awards, and his teams have set school records for wins at three different universities (29 at Southern Indiana in 1995, 26 at UW-Milwaukee in 2005 and 31 at Tennessee in 2008). His teams have also won at least 10 games in league play in nine out of his 12 seasons as a Division I head coach.

His NCAA Tournament resume is equally as impressive - as he is one of only seven active head coaches who has led his teams to 10 NCAA Sweet Sixteen appearances. From 2007-2010, Tennessee stood alongside Kansas, Memphis, Michigan State, UNC and Xavier as the only programs in America to reach the Sweet 16 three times.

While Pearl often exults that "it's all about the players," some of his most successful pupils direct the praise Pearl's way.

"When BP first got (to Tennessee), I was just a shooter," three-time All-America Chris Lofton said. "But by the time I left, he and his staff had made me into a scorer."

Current Indiana Pacers guard C.J. Watson is one of more than a dozen players Pearl and his staff have developed in NBA contributors.

"Coach Pearl gets all the credit for my success because he turned me into the player I've become," Watson said. "He was the one who got me to attack the basket and allowed me to play more aggressive."

During the Pearl era, Tennessee played more than 70 games on national television, and a Volunteer appeared on the cover of Sports Illustrated four times. In addition, Tennessee was featured in an ESPN College GameDay matchup four straight seasons.

"Pearl has done a magnificent job of building confidence and belief in his players - and of selling his program to those closest to it - his own students and fans," Bilas said.

Pearl's coaching career began at his alma mater, Boston College, as a student assistant coach to the legendary Dr. Tom Davis. After 14 seasons seated to the right of Davis, the 32-year-old Pearl embarked on his own head coaching career. But Pearl's first break came during his undergraduate career at BC when Davis offered him a position of student assistant in 1978. In 1981, the Eagles won the Big East Conference championship and reached the Sweet Sixteen of the NCAA Tournament. The following season, BC advanced to the Elite Eight.

When Davis moved on to Stanford in 1982, Pearl joined his staff as an assistant coach and then, at the age of 23, was promoted to associate head coach for the Cardinal. While in Palo Alto, Calif., they ended a streak of 20 consecutive losing seasons with a 19-12 overall record in 1983-84, laying the groundwork for a resurgence in Stanford basketball. During that time, they recruited four players who were drafted by the NBA, including Todd Lichti, who finished his career as Stanford's all-time leading scorer with 2,336 career points.

After four seasons on the West Coast, Pearl followed Davis to Iowa in 1986. Over the course of the next six seasons, the Hawkeyes received five NCAA Tournament berths while compiling a 129-63 overall record. In 1987, the Hawkeyes recorded a 30-5 mark and advanced to the Elite Eight before falling to UNLV. And in 1988, Pearl was recognized as one of the top Division I assistants in the country by Basketball Weekly while helping direct the Hawkeyes to the Sweet Sixteen.

His six seasons in Iowa City helped produce 11 NBA draft picks for the Hawkeyes, including Brad Lohaus, Kevin Gamble, B.J. Armstrong, Roy Marble and Acie Earl.

"From the time I met him he was able to get the most out of me as a player," Lohaus said. "He understood my personality and knew how to motivate me. He believed in me when others did not.

"He still stays in touch, offering his friendship and advice."

These 14 seasons with Davis provided Pearl a foundation of basketball knowledge that enabled him to move on to a head coach position.

"I feel like I had a great mentor in Dr. Tom Davis," Pearl said. "If you're any good at anything, chances are you had somebody pretty good who taught you how to do it. I had the pleasure of being by his side for 14 years. He was a brilliant defensive strategist. He taught me how to press and how to run, but more than anything else, he taught me how to work with young people, how to be patient, how to be disciplined and how to get the most out of them, even more than they ever dreamed they could

have."

Pearl's first head coaching opportunity came at Southern Indiana, a Division II school located in Evansville, Ind.

Inheriting a team that had won only 10 games the previous season, Pearl's first squad at USI posted a 22-7 record and advanced to the NCAA Tournament. That first season was a precursor of things to come for the school. Over the next nine seasons, the Screaming Eagles posted a 231-46 (.834) record and won four Great Lakes Valley Conference championships.

They received NCAA Tournament bids in each of Pearl's nine seasons and advanced to the Sweet Sixteen six times. USI experienced unparalleled postseason success under Pearl's guidance. The Screaming Eagles won a national championship in 1995 and finished second in 1994. In nine postseason appearances, USI won 16 NCAA Tournament games.

After winning the national championship in 1995, Pearl was named the National Association of Basketball Coaches (NABC) Division II Coach of the Year. Twice (1993 and 1994) he was named the Great Lakes Valley Conference Coach of the Year, and in 2000, he garnered NABC Great Lakes Region Coach of the Year honors.

Late in the 2000 season, Pearl earned his 200th career win, making him the fastest coach in NCAA history to reach the 200-victory mark at one school. Needing just 240 games, Pearl easily broke the record of 250 that had been held by North Carolina State's Everett Case.

In Pearl's four years as head coach at UW-Milwaukee, the Panthers won a pair of Horizon League regular-season titles (2004 and 2005) and two Horizon League Tournament championships (2003 and 2005). They advanced to Division I postseason play for the first time in school history, making two NCAA Tournament appearances (2003 and 2005) and receiving an NIT bid (2004).

In 2005, Pearl led the Panthers to the most successful season in school history. In addition to winning regular season and conference tournament titles, UWM made its first-ever appearance in the Sweet Sixteen.

Pearl's 51-13 (.797) record in Horizon League games gave him the best winning percentage of any coach in league history. He became the second-fastest coach to win 300 career games with a 73-56 win over Loyola Jan. 8, 2005.



A native of Boston, Mass., Pearl received his bachelor's degree in business administration from Boston College in 1982, graduating cum laude. Pearl has two daughters, Jacqui and Leah, and two sons, Steven and Michael. He is married to the former Brandy Miller of Sevierville, Tenn.



PEARL POINTS

- 6 National Coach of the Year Awards
- 2006 Basketball Times, CBSsportsline, Sporting News National Coach of the Year
 - 2008 SEC Co-Coach of the Year
 - 2008 Rupp Cup Co-winner
- 2006 & 2008 AP SEC Coach of the Year

• Has advanced to postseason play in 18 of 21 years as a head coach

• Set single-season wins records at three different schools (29 at Southern Indiana in 1995; 26 at Wisconsin-Milwaukee in 2005; 31 at Tennessee in 2008)

• Bruce Pearl's teams have led their conference in scoring 16 of the 21 years that he has been a head coach. His squads were the SEC's scoring champion in four of his six seasons at Tennessee, averaging 77.4 ppg while allowing 70.5 ppg.

• One of just seven active head coaches who has led his teams to at least 10 NCAA Sweet 16 appearances (10 total)

• Auburn and Bruce Pearl have the No. 1 ranked recruiting class in 2017, No. 25 in 2016, No. 15 in 2015 and No. 32 in 2014

• Bruce Pearl is ranked second in the SEC among current head coaches in career winning percentage (.725), winning percentage as a SEC head coach (.629), average wins per year as a SEC head coach (21.4) and SEC games only winning pct. (.561)

• Bruce Pearl's 488-185 (.725) overall record is the second-best winning percentage out of the 14 current SEC head coaches

• Bruce Pearl's 171-100 (.631) record as a SEC head coach is the second-best winning percentage out of the current SEC head coaches

• Under Bruce Pearl, Auburn is a perfect 11-of-11 graduating players in Malcolm Canada, Chris Denson, Asaiah Dixon-Tatum, KT Harrell, Allen Payne, Cinneon Bowers, Jordon Granger, Josh Dollard, Dylan Spencer, C.J. Holmes and Jonathan Walker.

• Auburn has had seven SEC First-Year Academic Honor Roll members the last two seasons in Cinneon Bowers, Patrick Keim, Antoine Mason, K.C. Ross-Miller, Cole Stockton, Cole Blackstock and Trey Tate.

• Auburn had a perfect 1000 APR in Bruce Pearl's first season in 2014-15

• In 2015-16, for the first time in 48 years since 1967-68, Auburn defeated Kentucky, Alabama, Tennessee, Georgia and Arkansas in the same season.

• Auburn defeated Kentucky and Alabama in back-to-back games for the first time since 1967 in 2016 and for only the third time in its 110 seasons of basketball

• Auburn snapped an 18-game losing streak to Kentucky in a 75-70 win over the No. 13 Wildcats on Jan. 16, 2016

• Auburn snapped its 15-game losing streak to ranked teams against No. 13 Kentucky on Jan. 16, 2016

• Auburn snapped an 8-game losing streak to Tennessee in 83-77 win on Jan. 2, 2016

• Auburn snapped an 8-game losing streak to Arkansas and a 5-game losing streak in Fayetteville in a 90-86 win on Feb. 17, 2016. Auburn entered the game 2-19 in Bud Walton Arena and now Bruce Pearl is 1-0 with the Tigers there.

• Auburn has sold out of season tickets for the third straight time in 2016-17, all under Pearl, to continue the school record streak. Prior to Pearl, the only other time the Tigers sold out of season tickets came in the 1999-2000 season.

• Auburn averaged 8,216 in its 15 home games in 2015-16, which is 90 percent capacity at Auburn Arena. Auburn ranked second in the SEC in percent capacity behind Kentucky for the second straight season.

• Auburn sold out of season tickets in 2014-15 for the first time since 1999-2000 and was ranked second nationally in Div. I average home attendance increase. Auburn's increase of 2,002 was its largest in 15 years. The top four ranked teams in NCAA Div. I average home attendance increase for 2014-15 include North Carolina State at 2795, Auburn 2002, Virginia 1972 and Utah 1790. The other three teams were NCAA Tournament participants.

• Auburn averaged 7,825 in 17 home games in 2014-15 at Auburn Arena, the most since the 2001-02 season. Auburn ranked third in the SEC in attendance capacity at 87.5 percent in 2014-15.

• In the last two years, Auburn's non-conference strength of schedule was ranked 29 in 2015-16 and 54 in 2014-15 compared to 262 and 303 in the two seasons prior to Pearl

• Auburn's 119 points scored vs. Northwestern State on Nov. 27, 2015, were the fourth most in school history, and Auburn's 72 points in the second half were the third most in school history. Auburn's 17 made 3-pointers were one shy of the school record.

• In 21 years as a head coach, Bruce Pearl's teams have finished either first or second in conference play 15 times. In six years at Tennessee, he won the SEC East outright or tied for it three times and

Hometown.....Boston, Mass.
High School.....Sharon
Alma Mater Boston College '82

17 NCAA Tournament Appearances (26-16)
10 Sweet Sixteens
1 Elite Eight

7 Regular-season conference championships (4 GLVC, 2 Horizon, 1 SEC)

Fastest Active Coaches To 400 Wins

Coach, Current School	Games	Season	Record
Roy Williams, North Carolina	496	15th	400-96
Bruce Pearl, Auburn	509	17th	400-109

SEC's 2nd overall winning % as NCAA head coach

John Calipari	.780	(662-187)
Bruce Pearl	.725	(488-185)
Bryce Drew	.717	(124-49)
Michael White	.689	(122-55)
Kim Anderson	.678	(293-139)
Mike Anderson	.651	(302-162)
Ben Howland	.650	(415-223)
Rick Barnes	.650	(619-333)
Mark Fox	.630	(249-146)

SEC's 2nd overall winning % as a SEC head coach

John Calipari	.822	217-47
Bruce Pearl	.629	171-101
Andy Kennedy	.627	212-126
Billy Kennedy	.620	85-52
Mike Anderson	.614	102-64
Johnny Jones	.611	80-51
Michael White	.583	21-15
Mark Fox	.550	126-103
Avery Johnson	.545	18-15





finished second once. In four years at Milwaukee, he was in the top two all four years (two first-place finishes). In nine years at Southern Indiana, he finished first four times and second three times.

- Led Tennessee to an average of 25.2 wins per season, an average year-end RPI of 8 and 6 straight NCAA Tournament appearances

- Reached the NCAA Tournament Elite 8 in 2010 and played in four Sweet 16s in 2005, 2007, 2008 and 2010

- Reached the NCAA Tournament Sweet 16 or better in four of last nine years as a head coach

- In the 2015 SEC Tournament, Auburn won three games in three days for the first time in 30 years and reached the semifinals for the first time since 2009. The Tigers defeated Mississippi State and two postseason teams Texas A&M (NIT) and LSU (NCAA) before falling to undefeated Kentucky.

- Auburn defeated five NCAA Tournament teams last season: LSU (twice), Xavier, Georgia and Texas Southern

- It took Auburn just three games under Bruce Pearl to score 100 points in a 105-point output against Louisiana, a feat that hadn't been accomplished since 2003 vs. Grambling State, a span of 340 games.

- Pearl led Tennessee to its first-ever No. 1 national ranking after the Vols upset top-ranked Memphis at the FedExForum in February 2008

- On Nov. 17, 2009, Pearl was able to record victory number 100 at Tennessee, the second-fastest UT coach to reach the century mark, as his team defeated UNC-Asheville 124-49. The 124-point total was the most ever scored by Tennessee in a regular season game. Tennessee's 34 assists also set a school record and its 16 3-pointers tied another.

- On Jan. 10, 2010, Tennessee defeated the #1 ranked Kansas in Knoxville, 74-68. This was the first time that Tennessee defeated a #1 ranked team at Thompson-Boling Arena.

- On March 26, 2010, Tennessee advanced to its first Elite 8 in school history with a 76-73 defeat of Ohio State. On March 28, the Volunteers narrowly missed a trip to the Final Four, losing 70-69 to Michigan State in the Midwest Regional Final in St. Louis.

- Tennessee's 65 regular season SEC wins from 2006-07 to 2010-11 were the most in the SEC over that period.

- Tennessee under Coach Pearl won the 2008 SEC Championship with a 14-2 record and finished with the second-best record in the SEC in his first two years at Tennessee. It was Tennessee's first outright SEC Championship in 41 years.

- At the Division I level, Pearl's teams have topped the 100-point mark 16 times, including a high of 124 in 2009 as well as 121 in the 2007 NCAA Tournament. In his second year as

a coach at Southern Indiana the team averaged 101.7 ppg.

- Has as coached a league's leading scorer three times:

KT Harrell, Auburn, 18.5 ppg - 2015

Dylan Page, UWM, 20.9 ppg - 2004

Chris Lofton, UT, 20.8 ppg - 2007

- Tennessee won 37 straight home games under Coach Pearl, eclipsing the previous record of 33 from 1966-68.

- Tennessee was ranked in the top five nationally in attendance in each of Coach Pearl's six seasons in Knoxville.

- In 2005-06, Tennessee had the largest increase in attendance in the nation (5,504 per game) to rank fifth nationally with an average of 17,954

- Pearl and his wife, Brandy, also remain committed to giving back to those in Alabama as the Bruce Pearl Fore the Children Golf Classic has remarkably raised over half a million dollars in its first two years. The mission of Children's Harbor is to help children with serious illness and their families.

- Pearl started AUTLIVE at Auburn in 2015-16 to benefit cancer patients in the fight to beat cancer. AUTLIVE raises the awareness of cancer prevention and detection while t-shirt sales and donations raise money to benefit cancer patients.

He initiated the OUTLIVE program in 2009 at Tennessee in recognition of former Vol Chris Lofton, who beat testicular cancer through early diagnosis and treatment and went on to play the entire 2007-08 season while recovering from his battle with the disease.

- Pearl donated \$250,000 to the Auburn University comprehensive campaign in September 2016, helping push it over the ambitious \$1 billion goal ahead of schedule.

- The Bruce Pearl Family Foundation in conjunction with L5 Foundation, an organization dedicated to addressing the essential and basic needs of cancer patients, donated \$20,000 to five charities in a ceremony in Knoxville in August 2015. Pearl accepted a \$10,000 donation to an endowed scholarship in his name to Camp Koinonia, an outdoor education program for children with disabilities.

- The Pearl family announced on Feb. 27, 2007, a \$100,000 donation to endow a scholarship in the name of former Tennessee player Dane Bradshaw. The Dane Bradshaw Athletic Scholarship Endowment is awarded to the male or female student-athlete at UT who best epitomizes the characteristics of the 2006-07 senior captain.

- Every Tennessee player who played under Coach Pearl for four years graduated

- Tennessee had 31 SEC Academic Honor Roll selections in Coach Pearl's six seasons. Nine members of the basketball team (more than half the squad) earned SEC Academic Honor Roll recognition in 2006-07.

Bruce Pearl has a record of .553 against SEC opponents (84-68)

School	Rec.	School	Rec.
S. Carolina	13-3	Florida	8-7
Georgia	12-5	Alabama	6-6
Auburn	5-2	Ole Miss	5-5
Vanderbilt	8-7	Kentucky	5-11
Miss. State	6-4	Missouri	1-3
Arkansas	6-4	Texas A&M	1-3
LSU	7-5	Tennessee	1-3

- Pearl took over as head coach of UW-Milwaukee in 2001. In just four seasons, he compiled 86 wins (including a school-record 26 in 2005, and a new Horizon League record for winning percentage) and led Milwaukee to its first NCAA Tournament appearances in 2003 and 2005. Pearl led them to the Horizon League tournament title in both of those years. He also led the school to its first ever NIT bid, as well as its first-ever NCAA D-I postseason victory, in 2004. Milwaukee's 2005 NCAA Tournament run capped the best season in school history, as the Panthers won both the regular season and conference tournament titles, defeating the Detroit Titans in the championship game. Using an intense full-court press, the Panthers scored two upsets in three days over Alabama and Boston College en route to the Sweet Sixteen. The Panthers finished their season 26-6 and were ranked in the coaches' poll at the end of the season for the first time ever (# 23). Pearl left UWM after the 2005 season, his fourth, as the Horizon League's leader in all-time winning percentage (51-13, 79.7%).

- In 1992, Pearl got his first head-coaching job, at the University of Southern Indiana. He inherited a Screaming Eagles team that had won just 10 games in the previous season. Pearl posted a 22-7 record in his first season, and led the Eagles to nine straight NCAA D-II tournaments in addition to winning four Great Lakes Valley Conference titles.

- In 1994, USI finished with a 28-4 record en route to a loss in the D-II championship game; in 1995, the Eagles won 29 games and claimed the D-II championship. A team from the GLVC played for the National Championship every year after his first season at USI. Pearl was named the NABC Division II coach of the year after his national championship. He left USI with a 231-46 record over nine years.

- Coach Pearl was the 2009 recipient of the prestigious Knoxville Award, which recognizes individual contribution to the community through encouragement of volunteerism, philanthropy and community involvement.

- Coach Pearl was actively involved in Camp Koinonia, an outdoor education program for children ages 7-22 who have multiple disabilities. Pearl created the Bruce Pearl "Fore the Kids" Golf Tournament to benefit the camp.

- Named the 2008 "Knoxvillian of the Year" by the Knoxville Metro Pulse



Bruce Pearl vs. All Teams

Team	Totals	Home	Away	Neutral	First/Last	Team	Totals	Home	Away	Neutral	First/Last
Abilene Christian	2-0	1-0	--	1-0	1999/2000	Kansas	1-2	1-0	0-1	0-1	2004/2010
Air Force	1-1	1-0	0-1	--	2004/2004	Kentucky	5-11	4-3	1-6	0-2	2006/2016
Alabama	6-6	2-3	2-3	2-0	2005/2016	Kentucky State	5-1	3-0	2-1	--	1993/1995
Alabama A&M	1-0	1-0	--	--	2005/2005	Kentucky Wesleyan	11-16	8-2	2-12	1-2	1993/2001
American	1-0	--	--	1-0	2008/2008	Lemoynne-Owen	1-0	1-0	--	--	1999/1999
Appalachian State	1-0	1-0	--	--	2005/2005	Lewis	15-3	10-0	4-3	1-0	1993/2001
Arkansas	6-4	3-2	2-1	1-1	2006/2016	Lincoln	1-0	1-0	--	--	1999/1999
Arkansas-Monticello	1-0	1-0	--	--	2007/2007	Lipscomb	1-0	1-0	--	--	2005/2005
Armstrong State	1-0	1-0	--	--	1998/1998	Long Beach State	1-0	--	--	1-0	2007/2007
Ashland	6-0	3-0	3-0	--	1993/1995	Louisiana-Lafayette	5-0	4-0	1-0	--	2005/2014
Auburn	5-2	3-0	1-2	1-0	2006/2011	LSU	7-5	2-3	3-1	2-1	2006/2015
Austin Peay	1-0	1-0	--	--	2009/2009	Louisville	0-2	--	0-1	0-1	2001/2008
Bellarmino	19-1	10-1	7-0	2-0	1993/2001	Loyola	8-1	4-1	4-0	--	2002/2005
Belmont	3-0	3-0	--	--	2008/2010	Maine	1-0	--	--	1-0	2002/2002
Boise State	0-1	--	0-1	--	2004/2004	Manhattan	1-1	0-1	1-0	--	2004/2004
Boston College	1-0	--	--	1-0	2005/2005	Marquette	1-0	--	--	1-0	2008/2008
Butler	7-4	5-1	1-2	1-1	2002/2008	Mars Hill	1-0	1-0	--	--	1996/1996
UC-Riverside	1-0	--	--	1-0	1995/1995	Memphis	4-2	3-1	1-1	--	2006/2011
Cal State-Bakersfield	0-1	--	--	0-1	1994/1994	Mercer	1-0	1-0	--	--	2015/2015
Cal State-San Bernardino	1-0	--	--	1-0	1996/1996	Michigan	0-1	--	--	0-1	2011/2011
Cameron	1-0	--	--	1-0	1994/1994	Michigan State	0-1	--	--	0-1	2010/2010
Campbelsville	1-0	1-0	--	--	1993/1993	Michigan Tech	1-0	--	--	1-0	2000/2000
Central Oklahoma	1-1	0-1	--	1-0	1995/1997	Middle Tennessee	6-1	4-0	2-1	--	2006/2015
Central Washington	0-1	--	--	0-1	1999/1999	Milwaukee	1-0	1-0	--	--	2014/2014
Charleston	1-0	1-0	--	--	1995/1995	Minnesota-Duluth	1-0	1-0	--	--	1997/1997
Charlotte	1-1	1-0	0-1	--	2010/2010	Mississippi State	6-4	2-2	3-1	1-1	2006/2016
Chicago State	2-0	1-0	1-0	--	2001/2003	Mississippi Valley State	2-0	1-0	1-0	--	2002/2002
Clemson	0-1	--	0-1	--	2014/2014	Missouri	1-3	1-0	0-3	--	1992/2016
Cleveland State	7-1	4-0	3-1	--	2002/2005	Missouri-St. Louis	9-0	4-0	5-0	--	1996/2001
Coastal Carolina	1-1	0-1	1-0	--	2014/2015	Missouri Southern State	1-1	1-1	--	--	1993/2000
College of Charleston	1-1	1-1	--	--	2009/2010	Missouri State	1-0	1-0	--	--	2010/2010
Colorado	0-3	0-1	0-2	--	2001/2015	Montana	1-0	1-0	--	--	2003/2003
Columbus State	1-0	--	--	1-0	1997/1997	Murray State	2-0	1-0	--	1-0	2005/2006
Concordia-St. Paul	2-0	2-0	--	--	2001/2003	Nebraska-Omaha	1-0	--	--	1-0	2001/2001
Connecticut	0-1	--	--	0-1	2011/2011	New Hampshire	2-0	--	--	2-0	1994/1995
Coppin State	1-0	1-0	--	--	2006/2006	New Mexico	1-0	--	--	1-0	2015/2015
Denver	1-0	--	--	1-0	1996/1996	Norfolk State	1-0	--	--	1-0	1995/1995
DePaul	1-0	--	--	1-0	2009/2009	North Alabama	1-0	1-0	--	--	2014/2014
Detroit	8-2	3-1	4-1	1-0	2002/2005	North Carolina	0-1	--	--	0-1	2006/2006
East Carolina	1-0	--	--	1-0	2009/2009	North Carolina A&T	2-0	2-0	--	--	2007/2009
Eastern Kentucky	1-0	1-0	--	--	2005/2005	North Carolina State	0-1	--	0-1	--	2003/2003
East Tennessee State	3-0	3-0	--	--	2005/2009	Northern Kentucky	15-7	7-2	4-4	4-1	1993/2001
Ferris State	2-0	2-0	--	--	1999/2000	Northern Michigan	0-1	0-1	--	--	1993/1993
Florida	8-7	5-1	3-5	0-1	2006/2016	Northern State	1-0	--	--	1-0	1997/1997
Florida International	1-0	--	--	1-0	2002/2002	Northwestern State	1-0	1-0	--	--	2015/2015
Florida Tech	1-0	1-0	--	--	1997/1997	Northwood	1-0	--	--	1-0	1999/1999
Fordham	1-0	--	--	1-0	2006/2006	Notre Dame	0-1	--	--	0-1	2003/2003
Georgetown	1-0	--	--	1-0	2008/2008	Oakland	1-1	1-0	0-1	--	1997/1997
Georgia	12-5	7-2	5-3	--	2002/2016	Oakland City	4-0	4-0	--	--	1997/2000
Georgia Southern	1-0	1-0	--	--	2015/2015	Ohio	1-0	--	--	1-0	2010/2010
Gonzaga	1-2	0-1	--	1-1	2007/2009	Ohio State	2-2	1-0	0-1	1-1	2007/2010
Grace	1-0	1-0	--	--	1995/1995	Oklahoma City	1-0	--	--	1-0	1995/1995
Graceland	2-0	2-0	--	--	1992/1993	Oklahoma State	1-3	0-1	--	1-2	2005/2016
Grand Canyon	1-0	1-0	--	--	1992/1992	Ole Miss	5-5	3-2	1-3	1-0	2006/2016
Harvard	0-1	--	--	0-1	2015/2015	Olivet Nazarene	1-0	1-0	--	--	1996/1996
Hawaii	1-1	--	1-1	--	2005/2015	Oregon State	1-0	--	--	1-0	2014/2014
Henderson State	1-0	--	1-0	--	2000/2000	Pikeville	1-0	1-0	--	--	1997/1997
Hillsdale	1-0	--	--	1-0	1994/1995	Pittsburgh	1-0	--	1-0	--	2010/2010
Huntington	1-0	1-0	--	--	2000/2000	Prairie View A&M	3-0	2-0	1-0	--	2003/2007
Idaho State	1-0	--	--	1-0	2003/2003	Puerto Rico-Mayaguez	2-0	2-0	--	--	1996/1997
Illinois	0-1	--	--	0-1	2005/2005	Purdue	1-1	--	1-0	0-1	2005/2009
Illinois-Chicago	6-5	5-1	1-3	0-1	2002/2005	Purdue-Calumet	1-0	1-0	--	--	1995/1995
Indiana-South Bend	1-0	1-0	--	--	1995/1995	Quincy	12-3	7-0	4-2	1-1	1992/2001
Indiana State	1-0	--	--	1-0	2002/2002	Rice	1-0	1-0	--	--	2004/2004
Indiana Wesleyan	1-0	1-0	--	--	1995/1995	Saginaw Valley State	1-0	1-0	--	--	1998/1998
Indiana Tech	1-0	1-0	--	--	1992/1992	San Diego State	1-0	--	--	1-0	2010/2010
IUPU-Fort Wayne	17-1	10-0	7-1	--	1993/2001	Santa Clara	0-1	--	0-1	--	2003/2003
IUPU-Indianapolis	2-0	1-0	1-0	--	1994/1994	Siena	1-0	--	--	1-0	2008/2008
Indianapolis	14-4	9-0	4-4	1-0	1993/2001	South Alabama	1-0	1-0	--	--	2006/2006
Iowa State	0-1	--	0-1	--	2001/2001	South Carolina	13-3	8-1	4-1	1-1	2006/2016



Team	Totals	Home	Away	Neutral	First/Last
USC-Spartanburg	1-0	1-0	--	--	1996/1996
South Dakota	1-0	--	--	1-0	1994/1994
South Dakota State	1-0	1-0	--	--	2004/2004
Southern Illinois	0-2	0-1	0-1	--	2003/2003
SIU Edwardsville	16-2	10-0	6-2	--	1992/2001
Southeast Missouri State	0-1	--	--	0-1	2002/2002
Southern Cal	0-2	0-1	0-1	--	2009/2010
Southwest Baptist	1-0	1-0	--	--	1993/1993
Southwest Missouri State	1-0	--	1-0	--	2002/2002
St. Francis	1-0	1-0	--	--	1997/1997
St. Joseph's	16-2	8-0	7-2	1-0	1993/2001
St. Louis	1-0	--	1-0	--	2004/2004
Stonehill	1-0	1-0	--	--	1992/1992
Tampa	1-0	1-0	--	--	1994/1994
Temple	1-1	1-0	0-1	--	2007/2008
Tennessee	1-3	1-0	0-2	0-1	2015/2016
Tennessee-Chattanooga	3-0	2-0	1-0	--	2007/2010
Tennessee-Martin	2-0	2-0	--	--	2008/2010
Tennessee Tech	1-0	1-0	--	--	2006/2006
Texas	2-1	1-0	1-0	0-1	2005/2007
Texas A&M	1-3	0-2	0-1	1-0	2015/2016
Texas Southern	1-0	1-0	--	--	2014/2014
Texas Tech	0-1	--	0-1	--	2014/2014
Thomas	1-0	1-0	--	--	1998/1998
Truman State	1-0	1-0	--	--	1997/1998
Tulsa	0-1	--	--	0-1	2014/2014
UAB	1-0	1-0	--	--	2015/2015
UNC Asheville	3-0	3-0	--	--	2007/2009
UNC Wilmington	1-0	--	--	1-0	2006/2006
Union	1-0	1-0	--	--	1992/1992
Valparaiso	2-2	1-0	1-2	--	2001/2004
Vanderbilt	8-7	5-2	3-5	--	2006/2016
Villanova	1-0	--	--	1-0	2007/2007
Virginia	1-0	--	--	1-0	2007/2007
Virginia Commonwealth	1-0	--	--	1-0	2010/2010
Virginia Tech	1-0	--	--	1-0	2001/2001
Washburn	1-0	--	--	1-0	1994/1994
Wayne State	2-0	1-0	--	1-0	1993/1999
Western Kentucky	2-0	1-0	--	1-0	2006/2007
Western Michigan	0-2	0-1	0-1	--	2001/2001
West Virginia	1-0	--	--	1-0	2007/2007
Wichita State	0-1	--	--	0-1	2006/2006
Winona State	1-0	1-0	--	--	1994/1994
Winthrop	2-0	1-0	--	1-0	2006/2014
Wisconsin	0-4	0-1	0-3	--	2001/2004
Wisconsin-Green Bay	6-2	4-0	2-2	--	2002/2005
Wisconsin-Parkside	16-0	10-0	6-0	--	1993/2004
Wisconsin-Platteville	1-0	--	--	1-0	1995/1995
Wright State	8-0	4-0	4-0	--	2002/2005
Wyoming	1-0	1-0	--	--	2009/2009
Xavier	2-1	1-0	1-1	--	2007/2015
Youngstown State	7-1	4-0	3-1	--	2002/2005





YEAR-BY-YEAR AS A HEAD COACH

1992-93
Southern Indiana
(22-7, 14-4 GLVC)
NCAA DII Tournament

Opponent	Result	Location
1-Indiana Tech	W, 116-79	Evansville
1-Union	W, 104-81	Evansville
2-Stonehill	W, 93-72	Evansville
2-Grand Canyon	W, 90-74	Evansville
Graceland	W, 123-76	Evansville
at Missouri	L, 62-77	Columbia
at SIUE	W, 77-67	Edwardsville
at Quincy	L, 81-83	Quincy
Kentucky Wesleyan	W, 84-75	Evansville
Ashland	W, 121-74	Evansville
IPFW	W, 107-96	Evansville
at Kentucky State	L, 82-95	Frankfort
at Bellarmine	W, 93-82	Louisville
Saint Joseph's	W, 85-69	Evansville
Lewis	W, 81-69	Evansville
at Northern Kentucky	W, 107-79	Highland Heights
at Indianapolis	W, 81-70	Indianapolis
at IPFW	L, 87-99	Fort Wayne
at Ashland	W, 91-60	Ashland
Bellarmine	W, 105-76	Evansville
Kentucky State	W, 95-78	Evansville
at Lewis	W, 78-68	Romeoville
at Saint Joseph's	L, 73-78	Rensselaer
Indianapolis*	W, 95-83	Evansville
Northern Kentucky	W, 60-59	Evansville
SIUE	W, 86-77	Evansville
at Kentucky Wesleyan	L, 66-83	Owensboro
NCAA Tournament		
Northern Michigan	L, 85-86	Evansville
IPFW	W, 95-93	Evansville
1-Kenny Kent Classic		
2-Executive Inn National Shootout		

1993-94
Southern Indiana
(28-4, 16-2 GLVC)
NCAA DII Tournament Runner-up

Opponent	Result	Location
Graceland	W, 130-79	Evansville
Campbellsville	W, 118-100	Evansville
1-Southwest Baptist	W, 105-73	Evansville
1-Missouri Southern	L, 85-103	Evansville
at Northern Kentucky	W, 99-89	Highland Heights
at Wisconsin-Parkside	W, 121-76	Kenosha
at Indianapolis	W, 89-79	Indianapolis
at SIU-Edwardsville	W, 110-105	Edwardsville
Lewis	W, 96-92	Evansville
Saint Joseph's	W, 72-66	Evansville
at Ashland	W, 107-76	Ashland
at IUPU-Ft. Wayne	W, 85-75	Fort Wayne
Quincy	W, 106-82	Evansville
Kentucky Wesleyan	W, 102-88	Evansville
Wisconsin-Parkside	W, 112-75	Evansville
Bellarmine	W, 97-80	Evansville
Kentucky State	W, 106-71	Evansville
at Saint Joseph's	W, 92-66	Rensselaer
at Lewis	L, 75-79	Romeoville
IUPU-Ft. Wayne	W, 108-73	Evansville
Ashland	W, 120-98	Evansville
SIU-Edwardsville	W, 112-96	Evansville
at Kentucky Wesleyan	L, 87-94	Owensboro
at Kentucky State	W, 105-89	Frankfort
at Bellarmine	W, 96-89	Louisville
Northern Kentucky	W, 112-83	Evansville
Indianapolis	W, 113-74	Evansville
NCAA Tournament		
Kentucky Wesleyan	W, 78-67	Evansville
Wayne State	W, 112-84	Evansville
vs. South Dakota	W, 98-77	Springfield
vs. New Hampshire	W, 111-89	Springfield
vs. Cal St. Bakersfield	L, 86-92	Springfield
1-Kenny Kent Toyota National Shootout		

1994-95
Southern Indiana
(29-4, 15-3 GLVC)
NCAA DII National Champion

Opponent	Result	Location
IUPU-Indianapolis	W, 117-99	Evansville
at IUPU-Indianapolis	W, 89-83	Indianapolis
1-Winona State	W, 92-79	Evansville
1-Tampa	W, 107-101	Evansville
at SIU-Edwardsville	L, 105-124	Edwardsville
Northern Kentucky	L, 90-96	Evansville
2-vs. Cameron	W, 89-79	Las Vegas
2-vs. Washburn*	W, 96-68	Las Vegas
Indianapolis	W, 125-88	Evansville
at Lewis	W, 100-72	Romeoville
at Saint Joseph's	W, 81-74	Rensselaer
SIU-Edwardsville	W, 109-90	Evansville
Kentucky Wesleyan	W, 117-83	Evansville
Kentucky State	W, 114-82	Evansville
Bellarmine	W, 70-64	Evansville
at Ashland	W, 85-71	Ashland
at IUPU-Ft. Wayne	W, 97-90	Fort Wayne
Saint Joseph's	W, 77-57	Evansville
Lewis	W, 114-81	Evansville
Purdue-Calumet	W, 126-66	Evansville
at Kentucky Wesleyan	L, 90-97	Owensboro
at Bellarmine*	W, 76-72	Louisville
at Kentucky State	W, 105-63	Frankfort
IUPU-Ft. Wayne	W, 98-90	Evansville
Ashland	W, 86-74	Evansville
at Northern Kentucky	L, 97-101	Highland Heights
at Indianapolis	W, 99-89	Indianapolis
NCAA Tournament		
vs. Hillsdale	W, 95-86	Cincinnati
vs. Kentucky Wesleyan	W, 102-67	Cincinnati
vs. Northern Kentucky	W, 102-94	Cincinnati
vs. New Hampshire	W, 108-93	Louisville
vs. Norfolk State	W, 89-81	Louisville
vs. Calif-Riverside	W, 71-63	Louisville
1-Kenny Kent Toyota National Shootout		
2-High Desert Classic		

1995-96
Southern Indiana
(25-4, 18-2 GLVC)
NCAA DII Tournament Sweet 16

Opponent	Result	Location
1-vs. Oklahoma City	W, 117-98	Fairbanks
1-vs. Wisconsin-Platteville	W, 85-62	Fairbanks
2-Charleston	W, 101-78	Evansville
2-Central Oklahoma	L, 114-116	Evansville
Indiana Wesleyan	W, 99-66	Evansville
Grace	W, 93-62	Evansville
at Lewis*	W, 109-103	Romeoville
at Wisconsin-Parkside	W, 84-62	Kenosha
SIU-Edwardsville	W, 109-83	Evansville
Northern Kentucky	W, 99-66	Evansville
Indiana-South Bend	W, 105-65	Evansville
at Saint Joseph's	L, 80-82	Rensselaer
at IUPU-Ft. Wayne	W, 96-60	Fort Wayne
Quincy	W, 116-87	Evansville
Lewis	W, 105-79	Evansville
Kentucky Wesleyan	W, 90-73	Evansville
at Indianapolis	L, 83-86	Indianapolis
at Northern Kentucky	W, 103-102	Highland Heights
Bellarmine	W, 84-69	Evansville
Wisconsin-Parkside	W, 91-77	Evansville
Saint Joseph's	W, 75-67	Evansville
at SIU-Edwardsville	W, 95-84	Edwardsville
at Quincy	W, 98-84	Quincy
at Bellarmine	W, 88-64	Louisville
at Kentucky Wesleyan	W, 81-65	Owensboro
IUPU-Ft. Wayne	W, 103-69	Evansville
Indianapolis	W, 96-73	Evansville
NCAA Tournament		
Indianapolis	W, 75-71	Evansville
Northern Kentucky	L, 87-99	Evansville
1-Alaska Tournament of Champions		
2-Kenny Kent Toyota National Shootout		

1996-97
Southern Indiana
(23-5, 16-4 GLVC)
GLVC Champions
NCAA DII Tournament First Round

Opponent	Result	Location
Puerto Rico-Mayaguez	W, 120-60	Evansville
Missouri-St. Louis	W, 92-65	Evansville
Olivet Nazarene	W, 93-75	Evansville
1-Mars Hill	W, 108-94	Evansville
1-USC-Spartanburg	W, 81-68	Evansville
2-vs. CSU San Bernardino	W, 96-86	Las Vegas
2-vs. Denver	W, 102-82	Las Vegas
Quincy	W, 103-79	Evansville
at Lewis	L, 83-86	Romeoville
at Wisconsin-Parkside	W, 91-73	Kenosha
at IU-Edwardsville	W, 86-66	Edwardsville
at Saint Joseph's	W, 90-68	Rensselaer
Bellarmine	W, 99-79	Evansville
Kentucky Wesleyan	W, 104-96	Evansville
at Northern Kentucky	L, 79-96	Highland Heights
at Indianapolis	L, 86-91	Indianapolis
at Quincy	W, 76-68	Quincy
at Missouri-St. Louis	W, 95-68	St. Louis
Pikeville	W, 93-53	Evansville
Wisconsin-Parkside	W, 74-58	Evansville
Lewis	W, 77-75	Evansville
SIU-Edwardsville	W, 83-82	Evansville
IUPU-Ft. Wayne	W, 96-61	Evansville
Bellarmine	W, 65-60	Evansville
at Kentucky Wesleyan	L, 71-74	Owensboro
Indianapolis*	W, 88-83	Evansville
Northern Kentucky*	W, 116-111	Evansville
NCAA Tournament		
vs. Quincy***	L, 118-125	Indianapolis
1-USI National Shootout		
2-High Desert Classic		

1997-98
Southern Indiana
(27-6, 14-4 GLVC)
NCAA DII Tournament Sweet 16

Date	Opponent	Result	Location
N14	1-vs. Cent. Okla.	W, 102-100	Orlando
N15	1-vs. Northern St.***	W, 134-125	Orlando
N16	1-vs. Columbus State	W, 86-85	Orlando
N18	Puerto Rico-Mayaguez	W, 105-59	Evansville
N21	2-Oakland	W, 92-68	Evansville
N22	2-Florida Tech	W, 74-56	Evansville
D4	IUPU-Ft. Wayne	W, 104-97	Evansville
D6	Saint Joseph's	W, 87-81	Evansville
D9	Oakland City	W, 84-63	Evansville
D13	Truman State	W, 92-85	Evansville
D20	St. Francis	W, 117-87	Evansville
D22	Minnesota-Duluth	W, 100-56	Evansville
J2	at Bellarmine*	W, 85-84	Louisville
J4	at Ky. Wesleyan	L, 80-85	Owensboro
J8	at SIU-Edwardsville	L, 86-96	Edwardsville
J10	Quincy	W, 91-71	Evansville
J15	Lewis	W, 82-60	Evansville
J17	Wisconsin-Parkside	W, 91-64	Evansville
J22	at Northern Ky.	L, 75-87	Highland Heights
J24	at Indianapolis	W, 102-90	Indianapolis
J29	SIU-Edwardsville	W, 84-74	Evansville
J31	at Mo.-St. Louis	W, 92-73	St. Louis
F5	Bellarmine	L, 74-89	Evansville
F7	Kentucky Wesleyan	W, 93-85	Evansville
F12	at Saint Joseph's	W, 110-80	Rensselaer
F14	at IPFW	W, 84-65	Ft. Wayne
F19	Missouri-St. Louis	W, 100-74	Evansville
F21	at Quincy	W, 109-95	Quincy
GLVC Tournament			
F24	Bellarmine	W, 102-76	Evansville
F27	vs. Northern Ky.	W, 79-78	Owensboro
F28	at Ky. Wesleyan	L, 81-94	Owensboro
NCAA Tournament			
M6	vs. Northern Ky.	W, 81-66	Owensboro
M7	at Ky. Wesleyan	L, 79-98	Owensboro
1-Disney DII Tip-Off Classic			
2-National Shootout			



1998-99
Southern Indiana
(26-6, 18-4 GLVC)
NCAA DII Tournament Sweet 16

Date	Opponent	Result	Location
N13	Thomas College	W, 113-60	Evansville
N20	1-Saginaw Valley State	W, 72-67	Evansville
N21	1-Armstrong State	W, 105-78	Evansville
N28	at Lewis	W, 74-65	Romeoville
N30	at Wisconsin-Parkside	W, 69-61	Kenosha
D3	Northern Kentucky	W, 97-76	Evansville
D5	Indianapolis	W, 80-63	Evansville
D12	at SIU-Edwardsville	W, 88-65	Edwardsville
D16	Oakland City	W, 85-69	Evansville
J2	Bellarmine	W, 54-47	Evansville
J4	Kentucky Wesleyan	L, 54-64	Evansville
J6	at Missouri-St. Louis	W, 85-64	St. Louis
J9	at Quincy	L, 76-99	Quincy
J14	Saint Joseph's	W, 99-63	Evansville
J16	IUPUI-Ft. Wayne	W, 97-79	Evansville
J21	at Indianapolis	L, 71-75	Indianapolis
J23	at Northern Kentucky	W, 79-74	Highland Hgts
J28	Wisconsin-Parkside	W, 74-62	Evansville
J30	Lewis	W, 81-71	Evansville
F4	at IUPUI-Ft. Wayne	W, 81-73	Ft. Wayne
F6	at Saint Joseph's	W, 98-79	Rensselaer
F9	SIU-Edwardsville	W, 78-68	Evansville
F11	Quincy	W, 80-46	Evansville
F13	Missouri-St. Louis	W, 85-76	Evansville
F18	at Kentucky Wesleyan	L, 89-112	Owensboro
F20	at Bellarmine	W, 76-58	Louisville

GLVC Tournament

F25	Quincy	W, 83-61	Evansville
F26	Lewis	W, 68-67	Evansville
F27	Kentucky Wesleyan	L, 84-95	Evansville

NCAA Tournament

M4	vs. Northwood	W, 89-79	Owensboro
M5	vs. Wayne State	W, 72-69	Owensboro
M6	at Kentucky Wesleyan	L, 64-76	Owensboro

1-National Shootout

1999-2000
Southern Indiana
(23-6, 17-3 GLVC)
NCAA DII Tournament Sweet 16

Date	Opponent	Result	Location
N22	Lemoyne-Owen	W, 89-80	Evansville
D2	at IPFW	W, 101-86	Fort Wayne
D4	at St. Joseph's	W, 106-84	Rensselaer
D8	Oakland City	W, 97-81	Evansville
D11	at SIU-Edwardsville	W, 84-81	Edwardsville
D18	1-vs. Abilene Chr.	W, 89-64	Las Vegas
D19	1-vs. Cent. Wash.	L, 78-93	Las Vegas
D30	Ferris State	W, 99-49	Evansville
J3	Lincoln	W, 117-59	Evansville
J6	at Mo.-St. Louis	W, 96-69	St. Louis
J8	Quincy	W, 96-93	Evansville
J13	Lewis	W, 94-82	Evansville
J15	Wisconsin-Parkside	W, 78-52	Evansville
J20	Bellarmine	W, 84-73	Evansville
J22	Kentucky Wesleyan**	W, 93-92	Evansville
J27	at Northern Ky.	L, 78-87	Highland Hgts
J29	at Indianapolis*	L, 77-80	Indianapolis
F3	St. Joseph's	W, 117-112	Evansville
F5	IPFW	W, 102-93	Evansville
F10	at Wisc.-Parkside	W, 61-52	Kenosha
F12	at Lewis	L, 66-75	Romeoville
F15	SIU-Edwardsville	W, 86-62	Evansville
F17	at Ky. Wesleyan	W, 81-78	Owensboro
F19	at Bellarmine	W, 93-78	Louisville
F24	Indianapolis	W, 84-80	Evansville
F26	Northern Kentucky	W, 75-60	Evansville

GLVC Tournament

M2	Bellarmine	W, 87-81	Evansville
M3	Northern Kentucky	W, 100-89	Evansville
M4	Kentucky Wesleyan	L, 88-90	Evansville

NCAA Tournament

M11	vs. Michigan Tech	W, 83-66	Owensboro
M12	at Ky. Wesleyan	L, 79-88	Owensboro

1-High Desert Classic

2000-01
Southern Indiana
(26-4, 18-2 GLVC)
NCAA DII Tournament First Round

Date	Opponent	Result	Location
N18	Huntington	W, 106-88	Evansville
N25	Mo Southern St	W, 81-72	Evansville
N30	IPFW	W, 94-81	Evansville
D2	Saint Joseph's	W, 80-71	Evansville
D5	at Henderson State	W, 69-57	Arkadelphia
D9	at SIU-Edwardsville	W, 99-78	Edwardsville
D16	Oakland City	W, 95-65	Evansville
D19	Abilene Christian	W, 91-64	Evansville
D29	Ferris State	W, 120-100	Evansville
J4	at Indianapolis	W, 92-74	Indianapolis
J6	Northern Kentucky	W, 90-75	Evansville
J11	at Quincy	W, 88-66	Quincy
J15	at Mo.-St. Louis	W, 84-69	St. Louis
J18	Lewis	W, 82-70	Evansville
J20	Wisconsin-Parkside	W, 87-71	Evansville
J25	at Bellarmine	W, 100-68	Louisville
J27	at Ky. Wesleyan	L, 86-97	Owensboro
F1	at Saint Joseph's	W, 109-83	Rensselaer
F3	at IPFW	W, 110-108	Ft. Wayne
F8	Missouri-St. Louis	W, 87-66	Evansville
F10	Quincy	W, 91-66	Edwardsville
F13	SIU-Edwardsville	W, 101-73	Edwardsville
F15	at Wisc.-Parkside	W, 87-72	Kenosha
F17	at Lewis	W, 84-70	Romeoville
F22	Kentucky Wesleyan	L, 89-91	Evansville
F24	Bellarmine	W, 113-86	Evansville

GLVC Tournament

M1	Indianapolis	W, 81-67	Evansville
M2	Saint Joseph's	W, 91-88	Evansville
M3	Kentucky Wesleyan	L, 74-91	Evansville

NCAA Tournament

M9	vs. Northern Ky.	L, 92-93	Owensboro
----	------------------	----------	-----------

2001-02
Wisconsin-Milwaukee
(16-13, 11-5 Horizon)

Date	Opponent	Result	Location
N17	Concordia-St. Paul	W, 77-63	Milwaukee
N21	at Western Michigan	L, 80-81	Kalamazoo
N24	at Valparaiso	L, 69-82	Valparaiso
N30	1-at Iowa State	L, 62-71	Ames
D1	1-vs. Neb.-Omaha	W, 87-68	Ames
D4	Chicago State	W, 84-47	Milwaukee
D7	2-at Louisville	L, 75-90	Louisville
D8	2-vs. Virginia Tech	W, 80-70*	Louisville
D15	Western Michigan	L, 51-59	Milwaukee
D22	Parkside	W, 91-58	Milwaukee
D27	Wisconsin	L, 79-81	Milwaukee
D30	at Colorado	L, 87-93	Boulder
J2	at Youngstown State	W, 77-55	Youngstown
J5	Green Bay	W, 63-51	Milwaukee
J10	Loyola	L, 87-91	Milwaukee
J12	UIC	W, 75-49	Milwaukee
J17	at Wright State	W, 86-80*	Dayton
J19	at Butler	W, 73-72	Indianapolis
J24	Cleveland State	W, 78-69	Milwaukee
J26	Detroit	W, 66-48	Milwaukee
J30	Butler	L, 58-59	Milwaukee
F4	at Loyola	W, 80-70	Chicago
F7	at UIC	L, 71-73	Chicago
F9	Youngstown State	W, 96-76	Milwaukee
F14	Wright State	W, 94-68	Milwaukee
F21	at Cleveland State	L, 67-69	Cleveland
F23	at Detroit	L, 61-94	Detroit
F25	at Green Bay	W, 76-66	Green Bay

Horizon League Tournament

M2	vs. UIC	L, 63-75	Cleveland
----	---------	----------	-----------

1-Tribune Cyclone Challenge
 2-Jim Thorpe Classic

2002-03
Wisconsin-Milwaukee
(24-8, 13-3 Horizon)
Horizon League Champions
NCAA Tournament First Round

Date	Opponent	Result	Location
N23	at Wisconsin	L, 72-83	Madison
N26	Miss Valley State	W, 77-75	Milwaukee
N28	vs. 1-SEMO	L, 75-89	New Orleans
N30	vs. 1-Indiana State	W, 71-59	New Orleans
D1	vs. 1-Maine	W, 79-63	New Orleans
D6	vs. 2-FIU	W, 61-48	Springfield
D7	at 2-SW Mo. St.	W, 86-77	Springfield
D11	Valparaiso	W, 75-61	Milwaukee
D14	at Miss. Valley State	W, 83-75	Ita Bena
D17	UW-Parkside	W, 84-70	Milwaukee
D21	Loyola	W, 100-80	Milwaukee
D28	at Georgia	L, 69-89	Athens
J2	at Detroit	W, 73-72	Detroit
J4	at Cleveland State	W, 70-58	Cleveland
J9	at UIC	L, 92-102	Chicago
J11	Youngstown State	W, 74-56	Milwaukee
J14	at Chicago State	W, 81-73	Chicago
J18	at Green Bay	L, 68-79	Green Bay
J23	Butler	W, 69-65	Milwaukee
J25	Wright State	W, 74-59	Milwaukee
F1	at Loyola	W, 92-91	Chicago
F6	Detroit	W, 61-50	Milwaukee
F8	Cleveland State	W, 86-69	Milwaukee
F10	Green Bay	W, 78-54	Milwaukee
F13	UIC	W, 81-78	Milwaukee
F15	at Youngstown State	W, 86-61	Youngstown
F22	at Southern Illinois	L, 64-66	Carbondale
F27	at Wright State	W, 98-65	Dayton
M1	at Butler	L, 74-76	Indianapolis

Horizon League Tournament

M8	UIC	W, 75-73	Milwaukee
M11	Butler	W, 69-52	Milwaukee

NCAA Tournament

M20	vs. Notre Dame	L, 69-70	Indianapolis
-----	----------------	----------	--------------

1-University Hoops Classic (New Orleans, La.)
 2-Pizza Hut Classic (Springfield, Mo.)

2003-04
Wisconsin-Milwaukee
(20-11, 13-3 Horizon)

Date	Opponent	Result	Location
N22	Montana	W, 95-83	Milwaukee
N25	Concordia-St. Paul's	W, 90-62	Milwaukee
N29	Southern Illinois	L, 77-81	Milwaukee
D3	at Prairie View A&M	W, 87-70	Prairie View
D7	at N. Carolina St.	L, 71-77	Raleigh
D10	at Valparaiso	W, 86-82	Valparaiso
D13	at Wisconsin	L, 71-89	Madison
D23	UIC	W, 78-62	Milwaukee
D29	at 1-Santa Clara	L, 64-66	Santa Clara
D30	vs. 1-Idaho State	W, 85-70	Santa Clara
J2	at Air Force	L, 49-71	Colo. Springs
J5	Detroit	W, 82-74	Milwaukee
J8	Butler	W, 71-59	Milwaukee
J10	at Loyola	W, 97-87	Chicago
J15	Youngstown State	W, 80-74	Milwaukee
J17	at UW-Green Bay	W, 82-70	Green Bay
J22	at Cleveland State	W, 78-64	Cleveland
J24	at Detroit	W, 85-68	Detroit
J27	at Wright State	W, 68-54	Dayton
J31	UW-Green Bay	W, 81-70	Milwaukee
F5	at UIC	L, 82-86	Chicago
F7	Wright State	W, 72-66	Milwaukee
F12	Loyola	W, 77-71	Milwaukee
F14	at Youngstown St.	L, 84-85	Youngstown
F17	at Butler	L, 58-75	Indianapolis
F21	Manhattan Coll.	L, 76-83	Milwaukee
F28	Cleveland State	W, 88-63	Milwaukee

Horizon League Tournament

M6	vs. Detroit	W, 58-50	Indianapolis
M9	UIC	L, 62-65	Milwaukee

National Invitational Tournament

M17	Rice	W, 91-63	Milwaukee
M20	at Boise State	L, 70-73	Nampa

1-Cable Car Classic (Santa Clara, Calif.)



2004-05
Wisconsin-Milwaukee
(26-6, 14-2 Horizon)
NCAA Tournament Sweet 16

Date	Opponent	Result	Location
N20	Prairie View A&M	W, 117-55	Milwaukee
N23	UW-Parkside	W, 87-50	Milwaukee
N28	Air Force	W, 50-45	Milwaukee
D1	South Dakota State	W, 89-54	Milwaukee
D4	at UIC	W, 75-67	Chicago
D7	at Saint Louis	W, 57-47	St. Louis
D11	at Valparaiso	L, 71-72	Valparaiso
D15	at Wisconsin	L, 37-66	Madison
D22	vs. Kansas	L, 62-73	Kansas City
D30	at Manhattan Coll.	W, 88-78*	Riverdale
J3	Detroit	L, 68-76	Milwaukee
J6	at Butler*	W, 71-68*	Indianapolis
J8	Loyola	W, 73-56	Milwaukee
J12	at Youngstown State	W, 65-42	Youngstown
J15	UW-Green Bay	W, 86-56	Milwaukee
J17	Wright State	W, 71-66	Milwaukee
J20	Cleveland State	W, 85-65	Milwaukee
J22	at Detroit	W, 61-48	Detroit
J26	at Purdue	W, 73-68	W. Lafayette
J29	at UW-Green Bay	L, 72-76	Green Bay
F2	at Wright State	W, 79-70	Dayton
F5	UIC	W, 85-75	Milwaukee
F10	at Loyola	W, 74-67	Chicago
F12	Youngstown State	W, 90-67	Milwaukee
F16	Butler	W, 64-53	Milwaukee
F19	at Hawaii	W, 87-81	Honolulu
F26	at Cleveland State	W, 81-59	Cleveland
Horizon League Tournament			
M5	Loyola	W, 94-76	Milwaukee
M8	Detroit	W, 59-58	Milwaukee
NCAA Tournament			
M17	vs. Alabama	W, 83-73	Cleveland
M19	vs. Boston College	W, 83-75	Cleveland
M24	vs. Illinois	L, 63-77	Rosemont

2005-06
Tennessee
(22-8, 12-4 SEC)
NCAA Tournament Second Round

AP Rank				
Date	UT/Opp	Opponent	Result	Location
N18	-/-	East Tennessee St.	W, 106-83	Knoxville
N22	-/-	Louisiana-Lafayette	W, 83-76	Knoxville
N25	-/-	Eastern Kentucky	W, 92-58	Knoxville
N30	-/-	vs. Murray State	W, 64-53	Nashville
D6	-/-	Appalachian State	W, 89-81	Knoxville
D17	-/6	at Texas	W, 95-78	Austin
D22	23/-	1-Oklahoma State	L, 73-89	Oklahoma City
D27	-/-	Alabama A&M	W, 93-68	Knoxville
D29	-/-	Lipscomb	W, 69-58	Knoxville
J4	-/-	South Alabama	W, 87-69	Knoxville
J8	-/-	at South Carolina	W, 76-69	Columbia
J11	-/-	Georgia	W, 89-76	Knoxville
J14	-/-	at LSU	L, 74-88	Baton Rouge
J18	-/4	at Memphis	L, 79-88	Memphis
J21	-/2	Florida	W, 80-76	Knoxville
J25	19/-	at Mississippi St.	W, 88-65	Starkville
J28	19/-	South Carolina	W, 81-65	Knoxville
F1	13/-	Vanderbilt	W, 69-62	Knoxville
F4	13/-	Ole Miss	W, 86-72	Knoxville
F7	11/-	at Kentucky	W, 75-67	Lexington
F11	11/-	at Georgia	W, 83-78	Athens
F15	8/-	Auburn	W, 105-89	Knoxville
F18	8/-	at Alabama	L, 79-92	Tuscaloosa
F22	10/12	at Florida	W, 76-72	Gainesville
F25	10/-	Arkansas	L, 69-73	Knoxville
M1	11/-	Kentucky	L, 78-80	Knoxville
M4	11/-	at Vanderbilt	W, 68-59	Nashville
Southeastern Conference Tournament				
M10	14/-	vs. South Carolina	L, 71-79	Nashville
NCAA Tournament				
M16	18/-	vs. Winthrop	W, 63-61	Greensboro
M18	18/-	vs. Wichita State	L, 73-80	Greensboro

1-All-College Classic

2006-07
Tennessee
(24-11, 10-6 SEC)
NCAA Tournament Sweet 16

AP Rank				
Date	UT/Opp	Opponent	Result	Location
N10	-/-	Middle Tennessee	W, 83-52	Knoxville
N13	24/-	1-Fordham	W, 78-71	Nashville
N14	24/-	1-UNC-Wilmington	W, 87-75	Nashville
N19	24/-	Coppin State	W, 99-65	Knoxville
N22	22/-	1-Butler	L, 44-56	New York City
N24	22/2	1-North Carolina	L, 87-101	New York City
N27	-/-	at Louisiana	W, 77-67	Lafayette
D1	-/-	Murray State	W, 89-64	Knoxville
D6	-/16	Memphis	W, 76-58	Knoxville
D16	-/-	Western Kentucky	W, 93-79	Knoxville
D18	-/15	vs. Oklahoma St.	W, 79-77	Nashville
D23	-/-	Texas	W, 111-105*	Knoxville
D28	21/-	Tennessee Tech	W, 101-77	Knoxville
D30	21/-	East Tenn. St.	W, 93-88	Knoxville
J7	19/-	Mississippi State	W, 92-84	Knoxville
J10	16/-	at Vanderbilt	L, 81-82	Nashville
J13	16/5	at Ohio State	L, 66-68	Columbus
J17	22/-	at Auburn	L, 80-83	Auburn
J20	22/-	South Carolina	W, 64-61	Knoxville
J24	-/-	at Ole Miss	L, 69-83	Oxford
J28	-/-	at Kentucky	L, 57-76	Lexington
J31	-/-	Georgia	W, 82-71	Knoxville
F3	-/1	at Florida	L, 78-94	Gainesville
F6	-/-	LSU	W, 70-67	Knoxville
F10	-/23	Vanderbilt	W, 84-57	Knoxville
F13	-/20	Kentucky	W, 89-85	Knoxville
F17	-/-	at South Carolina	L, 64-81	Columbia
F21	-/25	Alabama	W, 69-66*	Knoxville
F24	-/-	at Arkansas	W, 83-72	Fayetteville
F27	-/5	Florida	W, 86-76	Knoxville
M3	-/-	at Georgia	W, 71-65	Athens
Southeastern Conference Tournament				
M8	22/-	vs. LSU	L, 67-76*	Atlanta
NCAA Tournament				
M16	25/-	vs. LBSU	W, 121-86	Columbus
M18	25/-	vs. Virginia	W, 77-74	Columbus
M22	25/1	vs. Ohio State	L, 84-85	San Antonio

2007-08
Tennessee
(31-5, 14-2 SEC)
NCAA Tournament Sweet 16

AP Rank				
Date	UT/Opp	Opponent	Result	Location
N9	7/-	Temple	W, 80-63	Knoxville
N14	7/-	1-Ark.-Monticello	W, 101-44	Knoxville
N16	7/-	1-Prairie View A&MW	89-75	Knoxville
N20	7/-	Middle Tennessee	W, 109-40	Knoxville
N23	7/-	1-West Virginia	W, 74-72	Newark
N24	7/15	1-Texas	L, 78-97	Newark
N27	11/-	N. Carolina A&T	W, 93-59	Knoxville
N30	11/-	Louisiana	W, 98-70	Knoxville
D4	10/-	at Chattanooga	W, 76-70	Chattanooga
D15	12/-	2-Western Kentucky	W, 88-82	Nashville
D19	12/-	UNC Asheville	W, 86-73	Knoxville
D22	12/-	at Xavier	W, 82-75	Cincinnati
D29	11/-	3-Gonzaga	W, 82-72	Seattle
J9	8/16	Ole Miss	W, 85-83	Knoxville
J12	8/-	at South Carolina	W, 80-56	Columbia
J17	6/16	Vanderbilt	W, 80-60	Knoxville
J19	6/-	Ohio State	W, 74-69	Knoxville
J22	3/-	at Kentucky	L, 66-72	Lexington
J26	3/-	Georgia	W, 85-69	Knoxville
J29	7/-	at Alabama	W, 93-86	Tuscaloosa
F2	7/-	at Miss. State	W, 76-71	Starkville
F5	7/-	Florida	W, 104-82	Knoxville
F9	7/-	at LSU	W, 47-45	Baton Rouge
F13	4/-	Arkansas	W, 93-71	Knoxville
F16	4/-	at Georgia	W, 74-71	Athens
F20	2/-	Auburn	W, 89-70	Knoxville
F23	2/1	at Memphis	W, 66-62	Memphis
F26	1/18	at Vanderbilt	L, 69-72	Nashville
M2	1/-	Kentucky	W, 63-60	Knoxville
M5	4/-	at Florida	W, 89-86	Gainesville
M9	4/-	South Carolina	W, 89-56	Knoxville
Southeastern Conference Tournament				
M14	4/-	vs. South Carolina	W, 89-87	Atlanta
M15	4/-	vs. Arkansas	L, 91-92	Atlanta

NCAA Tournament

M21	5/-	vs. American	W, 72-57	Birmingham
M23	5/11	vs. Butler	W, 76-71*	Birmingham
M27	5/13	vs. Louisville	L, 60-79	Charlotte

1-Legends Classic
 2-Sun Belt Classic
 3-Comcast Battle in Seattle

2008-09
Tennessee
(21-13, 10-6 SEC)
NCAA Tournament First Round

AP Rank				
Date	UT/Opp	Opponent	Result	Location
N15	14/-	Chattanooga	W, 114-75	Knoxville
N18	14/-	UT Martin	W, 91-64	Knoxville
N21	14/-	at Middle Tenn.	W, 76-66	Murfreesboro
N27	12/-	1-vs. Siena	W, 78-64	Orlando
N28	12/21	1-vs. Georgetown	W, 90-78	Orlando
N30	12/9	1-vs. Gonzaga	L, 74-83	Orlando
D3	10/-	UNC Asheville	W, 87-69	Knoxville
D13	8/-	at Temple	L, 72-88	Philadelphia
D16	16/24	2-vs. Marquette	W, 80-68	Nashville
D20	16/-	Belmont	W, 79-77	Knoxville
D29	14/-	Louisiana	W, 89-62	Knoxville
J3	14/-	at Kansas	L, 85-92	Lawrence
J7	15/-	Gonzaga	L, 79-89*	Knoxville
J10	15/-	at Georgia	W, 86-77	Athens
J13	24/-	Kentucky	L, 72-90	Knoxville
J17	24/-	South Carolina	W, 82-79	Knoxville
J20	-/-	at Vanderbilt	W, 76-63	Nashville
J24	-/22	Memphis	L, 52-54	Knoxville
J28	-/-	LSU	L, 73-79	Knoxville
J31	-/-	Florida	W, 79-63	Knoxville
F4	-/-	at Arkansas	W, 74-72	Fayetteville
F7	-/-	at Auburn	L, 77-78	Auburn
F11	-/-	Georgia	W, 79-48	Knoxville
F14	-/-	Vanderbilt	W, 69-50	Knoxville
F18	-/-	at Ole Miss	L, 65-81	Oxford
F21	-/-	at Kentucky	L, 58-77	Lexington
F25	-/-	Mississippi State	W, 81-76	Knoxville
M1	-/-	at Florida	W, 79-75	Gainesville
M5	-/-	at South Carolina	W, 86-70	Columbia
M8	-/-	Alabama	L, 67-70	Knoxville
Southeastern Conference Tournament				
M13	-/-	vs. Alabama	W, 86-62	Tampa
M14	-/-	vs. Auburn	W, 94-85	Tampa
M15	-/-	vs. Miss. State	L, 61-64	Tampa
NCAA Tournament				
M20	-/-	vs. Oklahoma State	L, 75-77	Dayton

1-Old Spice Classic
 2-SEC/Big East Invitational

2009-10
Tennessee
(28-9, 11-5 SEC)
NCAA Tournament Elite Eight

AP Rank				
Date	UT/Opp	Opponent	Result	Location
N13	10/-	Austin Peay	W, 83-54	Knoxville
N17	10/-	UNC Asheville	W, 124-49	Knoxville
N20	10/-	1-vs. East Carolina	W, 105-66	St. Thomas
N22	10/-	1-vs. DePaul	W, 57-53	St. Thomas
N23	9/6	1-vs. Purdue	L, 72-73	St. Thomas
N27	9/-	Coll. of Charleston	W, 86-69	Knoxville
D2	11/-	ETSU	W, 78-66	Knoxville
D11	9/-	2-vs. Middle Tenn.	W, 75-54	Nashville
D15	9/-	Wyoming	W, 77-58	Knoxville
D19	9/-	at Southern Calif.	L, 55-77	Los Angeles
D23	16/-	North Carolina A&T	W, 99-78	Knoxville
D31	14/-	at Memphis	W, 66-59	Memphis
J6	16/-	Charlotte	W, 88-71	Knoxville
J10	16/1	Knasas	W, 76-68	Knoxville
J14	9/-	Auburn	W, 81-55	Knoxville
J16	6/21	Ole Miss	W, 71-69*	Knoxville
J19	8/-	at Alabama	W, 63-56	Tuscaloosa
J23	8/-	at Georgia	L, 63-78	Athens
J27	14/21	Vanderbilt	L, 76-85	Knoxville
J31	14/-	Florida	W, 61-60	Knoxville
F4	14/-	at LSU	W, 59-54	Baton Rouge
F6	14/-	South Carolina	W, 79-53	Knoxville
F9	12/22	at Vanderbilt	L, 71-90	Nashville
F13	12/3	at Kentucky	L, 62-73	Lexington
F17	20/-	Georgia	W, 69-60	Knoxville
F20	20/-	at South Carolina	W, 63-55	Columbia
F23	19/-	at Florida	L, 62-75	Gainesville



F27	19/2	Kentucky	W, 74-65	Knoxville
M3	16/-	Arkansas	W, 80-73	Knoxville
M6	16/-	at Mississippi State	W, 75-59	Starkville
Southeastern Conference Tournament				
M11	15/-	vs. LSU	W, 59-49	Nashville
M12	15/-	vs. Ole Miss	W, 76-65	Nashville
M13	15/2	vs. Kentucky	L, 45-74	Nashville
NCAA Tournament				
M18	15/-	vs. San Diego State	W, 62-59	Providence
M20	15/-	vs. Ohio	W, 83-68	Providence
M26	15/5	vs. Ohio State	W, 76-73	St. Louis
M28	15/13	vs. Michigan State	L, 69-70	St. Louis
1-U.S. Virgin Islands Paradise Jam				
2-Sun Belt Classic				

**2010-11
Tennessee
(19-15, 8-8 SEC)
NCAA Tournament First Round**

AP Rank				
Date	UT/Opp	Opponent	Result	Location
N12	23/-	Chattanooga	W, 82-62	Knoxville
N16	24/-	1-Belmont	W, 85-76	Knoxville
N17	24/-	1-Missouri State	W, 60-56	Knoxville
N24	24/-	1-vs. VCU	W, 77-72	New York City
N26	24/7	1-vs. Villanova	W, 78-68	New York City
N30	13/-	Middle Tennessee	W, 86-56	Knoxville
D11	11/3	2-at Pittsburgh	W, 83-76	Pittsburgh
D14	7/-	Oakland	L, 82-89	Knoxville
D17	7/-	at Charlotte	L, 48-49	Charlotte
D21	19/-	Southern Calif.	L, 64-65	Knoxville
D23	19/-	Belmont	W, 66-65	Knoxville
D29	-/-	UT Martin	W, 68-62	Knoxville
D31	-/-	C. of Charleston	L, 78-91	Knoxville
J5	-/21	Memphis	W, 104-84	Knoxville
J8	-/-	at Arkansas	L, 65-68	Fayetteville
J11	-/-	Florida	L, 75-81*	Knoxville
J15	-/-	Vanderbilt	W, 67-64	Knoxville
J18	-/-	at Georgia	W, 59-57	Athens
J22	-/8	at Connecticut	L, 61-72	Hartford
J26	-/-	LSU	W, 75-53	Knoxville
J29	-/-	at Ole Miss	W, 74-57	Oxford
F3	-/-	at Auburn	W, 69-56	Auburn
F5	-/-	Alabama	L, 60-65*	Knoxville
F8	-/18	at Kentucky	L, 61-73	Lexington
F12	-/17	at Florida	L, 60-61	Gainesville
F16	-/-	South Carolina	W, 73-67	Knoxville
F19	-/-	Georgia	L, 63-69	Knoxville
F22	-/18	at Vanderbilt	W, 60-51	Nashville
F26	-/-	Mississippi State	L, 69-70	Knoxville
M3	-/-	at South Carolina	W, 73-69	Columbia
M6	-/20	Kentucky	L, 58-64	Knoxville
Southeastern Conference Tournament				
M10	-/-	vs. Arkansas	W, 74-68	Atlanta
M11	-/12	vs. Florida	L, 74-85	Atlanta
NCAA Tournament				
M18	-/-	vs. Michigan	L, 45-75	Charlotte
1-NIT Season Tip-Off				

**2014-15
Auburn
(15-20, 4-14 SEC)**

AP Rank				
Date	AU/Opp	Opponent	Result	Location
N14	-/-	Milwaukee	W, 83-73	Auburn
N18	-/-	1-at Colorado	L, 59-90	Boulder
N21	-/-	Louisiana	W, 105-80	Auburn
N24	-/-	2-vs. Tulsa	L, 35-53	Las Vegas
N26	-/-	2-vs. Oregon St.	W, 71-69	Las Vegas
D3	-/-	3-at Texas Tech	L, 44-46	Lubbock
D5	-/-	Coastal Carolina	L, 54-58	Auburn
D14	-/-	at Clemson	L, 61-72	Clemson
D17	-/-	Winthrop	W, 80-62	Auburn
D20	-/-	Xavier	W, 89-88**	Auburn
D23	-/-	Texas So.	W, 61-60	Auburn
D29	-/-	MTSU	W, 64-48	Auburn
J3	-/-	North Ala.	W, 82-61	Auburn
J6	-/-	at Vanderbilt	L, 52-64	Nashville
J10	-/-	Missouri	W, 85-79	Auburn
J15	-/-	at Florida	L, 55-75	Gainesville
J17	-/-	South Carolina	W, 71-68	Auburn
J21	-/-	Mississippi State	L, 71-78	Auburn
J24	-/-	at Alabama	L, 55-57	Tuscaloosa
J27	-/-	Texas A&M	L, 61-71	Auburn

J31	-/-	at Tennessee	L, 63-71	Knoxville
F5	-/-	at LSU	W, 81-77	Baton Rouge
F7	-/-	Ole Miss	L, 79-86	Auburn
F10	-/23	Arkansas	L, 87-101	Auburn
F14	-/-	at Georgia	W, 69-68	Athens
F17	-/-	Alabama	L, 68-79	Auburn
F21	1/-	at Kentucky	L, 75-110	Lexington
F24	-/-	LSU	L, 61-84	Auburn
F28	-/-	at Texas A&M	L, 55-80	College Station
M3	-/-	at Missouri	L, 61-63	Columbia
M7	-/-	Georgia	L, 61-64	Auburn
Southeastern Conference Tournament				
M11	-/-	vs. Miss. State	W, 74-68	Nashville
M12	-/-	vs. Texas A&M	W, 66-59	Nashville
M13	-/-	vs. LSU	W, 73-70*	Nashville
M14	-/1	vs. Kentucky	L, 67-91	Nashville
1-ESPN College Hoops Tip-Off Marathon				
2-MGM Grand Main Event				
3-Big 12/SEC Challenge				

**2015-16
Auburn
(11-20, 5-13 SEC)**

Date	AU/Opp	Opponent	Result	Location
N13	-/-	UAB	W, 75-74	Auburn
N17	-/-	1-Colorado	L, 84-91	Auburn
N20	-/-	Ga. Southern	W, 92-62	Auburn
N27	-/-	Northwestern St.	W, 119-81	Auburn
D2	-/-	at Coastal Car.	W, 81-78	Conway
D12	-/-	at Middle Tenn.	L, 81-88*	Nashville
D15	-/-	Mercer	W, 78-71	Auburn
D19	-/10	at Xavier	L, 61-85	Cincinnati
D22	-/-	2-vs. N. Mexico	W, 83-78	Honolulu
D23	-/-	2-vs. Harvard	L, 51-69	Honolulu
D25	-/-	2-at Hawaii	L, 67-79	Honolulu
J2	-/-	Tennessee	W, 83-77	Auburn
J5	-/22	South Carolina	L, 69-81	Auburn
J9	-/-	at Missouri	L, 61-76	Columbia
J12	-/-	at Vanderbilt	L, 57-75	Nashville
J16	-/14	Kentucky	W, 75-70	Auburn
J19	-/-	Alabama	W, 83-77	Auburn
J23	-/-	at Florida	L, 63-95	Gainesville
J27	-/-	at Ole Miss	L, 63-80	Oxford
J30	-/-	3-Oklahoma St.	L, 63-74	Auburn
F2	-/-	LSU	L, 68-80	Auburn
F6	-/-	at Georgia	L, 55-65	Athens
F9	-/-	at Tennessee	L, 45-71	Knoxville
F13	-/-	Vanderbilt	L, 57-86	Auburn
F17	-/-	at Arkansas	W, 90-86	Fayetteville
F20	-/-	Ole Miss	L, 59-69	Auburn
F24	-/-	Georgia	W, 84-81	Auburn
F27	-/-	at Alabama	L, 57-65	Tuscaloosa
M1	-/20	Texas A&M	L, 63-81	Auburn
M5	-/-	at Miss. State	L, 66-79	Starkville
Southeastern Conference Tournament				
M9	-/-	vs. Tennessee	L, 59-97	Nashville
1-ESPN College Hoops Tip-Off Marathon				
2-Diamond Head Classic				
3-Big 12/SEC Challenge				



Chuck Person

**Associate Head Coach
3rd year at Auburn**

to ranked teams, eight games to Tennessee and eight games to Arkansas. All of this despite Auburn players missing 125 games on the season due to injury, etc.

In his first season on Pearl's staff in 2014-15, Person was Auburn's defensive coordinator organizing the game plan for each opponent as the Tigers won five games against eventual NCAA Tournament teams, including eventual Sweet 16 Xavier, beating LSU twice along with Georgia and Texas Southern. Person helped guide senior All-SEC second-team guard KT Harrell to become only the fifth Auburn player in the 83-year SEC history to lead the league in scoring at 18.5 ppg. Harrell was the first Tiger to lead the SEC in scoring since 1994.

Harrell turned in a memorable senior season in 2014-15 as he broke Chuck Person's Auburn SEC Tournament record with 86 points as the Tigers won three games for only the second time in program history before falling to No. 1 Kentucky in the semifinals.

Harrell finished among the national leaders in three-point field goal percentage (43.4 percent, 10th), total three-pointers made (98, 18th), total points (648, 20th), free throws made (162, 23rd), three-point field goals per game (2.8, 33rd), points per game (18.5, 38th), free throws attempted (199, 44th), three-point field goal attempted (226, 54th), total field goals made (194, 76th) and total field goal attempts (428, 78th).

A force on the recruiting trail, Person helped Auburn land one of the best signing classes in program history in 2015, which included four four-star recruits. The class would be ranked as high as 10th-best in the nation and was graded as an A-minus by ESPN.

His 13-year NBA coaching and executive career along with his second season coaching at Auburn has seen him play and be on the staffs of some of the greatest coaches in the history of basketball in Bruce Pearl at Auburn, Phil Jackson of the Los Angeles Lakers, Gregg Popovich of the San Antonio Spurs, Jack Ramsay of the Portland Trail Blazers and Rick Carlisle of the Indiana Pacers. Person played under Hall of Famer Sonny Smith at Auburn.

Person was also teammates with Hall of Famers David Robinson, Reggie Miller, Moses Malone and Gary Payton as well as future Hall of Famer Tim Duncan of the San Antonio Spurs.

Person was an assistant on the Los Angeles Lakers bench under Jackson when the Lakers won the 2010 NBA Championship. He worked closely with NBA MVP Kobe Bryant on his shooting and defense as well as All-Star Pau Gasol while with the Lakers.

Person was a four-year letterman at Auburn from 1982-86, helping the Tigers to their first three NCAA Tournament appearances in school history (1984, '85, '86), including a trip to the Elite Eight in 1986 and to the Sweet 16 in 1985. He led Auburn to its greatest NCAA Tournament run in history in 1986 by reaching the Elite Eight with wins over Arizona with Sean Elliott and Steve Kerr, No. 1 seed St. John's by outplaying Nation-

al Player of the Year Walter Berry and Mark Jackson and fourth-seeded UNLV with Armon Gilliam and Freddie Banks.

Person was named the 1984 SEC Player of the Year by *The Birmingham News* as a sophomore and was named the SEC Tournament MVP leading Auburn to the 1985 title while becoming the first team in history to win four games in four days.

Person, who played alongside fellow Auburn and NBA greats Charles Barkley and Chris Morris, is the all-time scoring leader in Auburn history with 2,311 points in 126 games without the 3-point shot averaging 18.3 ppg, sixth all-time in school history. He is also the school record-holder for field goals made (1,017), field goals attempted (1,899) and is third in total rebounds (940).

He holds three Auburn single-season records in scoring (747 in 1984-85), field goals made (334 in 1984-85 and second with 310 in 1985-86) and field goals attempted (614 in 1984-85 and second with 597 in 1985-86).

Person was a two-time All-American (1985, 1986), a three-time All-SEC first-team selection and was selected to ESPN's SEC Silver Anniversary Team. Nicknamed "The Rifleman," he had his No. 45 jersey retired at Auburn on Feb. 18, 2006. He was an alternate for the United States Gold Medal winning 1984 Olympic Team, was the 1985 USA Basketball Male Athlete of the Year and played for in the 1985 World University Games.

Person was the fourth overall pick by the Indiana Pacers in the 1986 NBA Draft, Auburn's highest NBA Draft pick in history along with Chris Morris by the New Jersey Nets in 1988.

Person's 13-year NBA playing career was with five different teams scoring 13,449 points and 4,557 rebounds, averaging 14.7 ppg on 45.8 percent shooting, including 36.2 from 3-point range. In 1987, he was named the NBA Rookie of the Year while averaging 18.8 ppg for the Pacers.

Person would play six years with the Indiana Pacers from 1986-92, two with the Minnesota Timberwolves from 1992-94, three with the San Antonio Spurs from 1994-98 and one each with the Charlotte Hornets in 1998-99 and Seattle SuperSonics in 1999-2000, advancing to the playoffs eight times.

Following his NBA playing career, Person began his career in coaching as an associate to the head coach with the Cleveland Cavaliers from 2001-02 under John Lucas. He worked five years for the Indiana Pacers (2005-07, assistant coach under Rick Carlisle; 2002-05, assistant to the CEO/President of Basketball Operations Donnie Walsh); two years with the Sacramento Kings (2007-09, assistant coach under Reggie Theus); and four seasons Los Angeles Lakers (2009-13, winning the 2010 NBA Championship under Phil Jackson, 2010-13, assistant coach/defensive coordinator; 2009-10 special assistant coach/defensive coordinator).

Prior to joining Pearl's staff at Auburn in April 2014, Person spent the 2013-14 season as an associate head coach for the Jeonju KCC Egis in the Korean Basketball League.



Person earned his bachelor's degree in Sports Science from the United States Sports Academy in 2016.

Person is married to the former Carmen Sudderth of Fort Wayne, Ind., and they have six children: Millicent, Tiffany, Niketta, Raven, Jasmine and Chuck Person Jr.; and six grandchildren: Taylor, Audrey, Jaylen, Devynn, Jeffrey and Cameron.



Harris Adler

**Assistant Coach
3rd year at Auburn**

Harris Adler, who coached under Bruce Pearl for the 2009 gold medal winning Maccabi USA Team, is in his third season as an assistant coach at Auburn.

In 2015-16, for the first time since the 1967-68 season, Auburn defeated Kentucky, Alabama, Tennessee, Georgia and Arkansas in the same season. The Tigers defeated No. 13 Kentucky and Alabama in back-to-back games for the first time since 1967 and the third time in its 110 seasons of basketball. Auburn snapped several long losing streaks: 18 games to Kentucky, 15 games to ranked teams, eight games to Tennessee and eight games to Arkansas. All of this despite Auburn players missing 125 games on the season due to injury, etc.

In 2014-15, the Tigers won five games against eventual NCAA Tournament teams, including eventual Sweet 16 Xavier, beating LSU twice along with Georgia and Texas Southern. Adler helped guide senior

All-SEC second-team guard KT Harrell to become only the fifth Auburn player in the 83-year SEC history to lead the league in scoring at 18.5 ppg. Harrell was the first Tiger to lead the SEC in scoring since 1994.

Harrell turned in a memorable senior season in 2014-15 as he broke Chuck Person's Auburn SEC Tournament record with 86 points as the Tigers won three games for only the second time in program history before falling to No. 1 Kentucky in the semifinals.

Harrell finished among the national leaders in three-point field goal percentage (43.4 percent, 10th), total three-pointers made (98, 18th), total points (648, 20th), free throws made (162, 23rd), three-point field goals per game (2.8, 33rd), points per game (18.5, 38th), free throws attempted (199, 44th), three-point field goal attempted (226, 54th), total field goals made (194, 76th) and total field goal attempts (428, 78th).

On the recruiting trail, Adler helped Auburn land two of the best signing classes in program history in 2015 and 2016, which included Auburn's first five-star recruit in history in Mustapha Heron and six four-star recruits. The 2015 class would be ranked as high as 10th-best in the nation and was graded as an A-minus by ESPN. The 2016 class was ranked 25th.

Adler spent the previous 10 seasons at La Salle under Dr. John Giannini, managing recruiting, scouting, scheduling and academic progress for the Explorers.

Adler was an instrumental part of La Salle's run to the 2013 Sweet 16 when the team defeated Boise State, Kansas State and Ole Miss during the tournament run. The team also recorded wins over No. 9 Butler, No. 16 VCU and No. 12 Kansas State, finishing third in the Atlantic 10 with 24 wins.

Adler was also a key component to the 2011-12 season in which La Salle won 21 games and reached the NIT, the first postseason appearance for the program in 20 years. The 21 wins were also the team's most since 1990.

Adler played a key role in recruiting nine all-Atlantic 10 players, five Atlantic 10 All-Rookie team selections and two Atlantic 10 Student-Athletes of the Year. Two student-athletes received Academic or Scholar All-America recognition.

Prior to La Salle, Adler served for two years as an assistant coach at the University of Pennsylvania under Fran Dunphy. At Penn, Adler helped the program to an Ivy League Championship and a NCAA Tournament bid in 2003. During his two seasons at Penn, the program went 39-16 (.709). He assisted in the team's recruiting and scouting and also served as the head coach of the Penn junior varsity squad, compiling a record of 21-7 (.750).

Previously, Adler was an assistant coach at Centenary College (2001-02), helping the team achieve its first winning season in eight years. He

began his basketball coaching career as a graduate assistant at Rowan University (1999-01), where he was part of a coaching staff that led the team to the Division III Sweet 16.

Adler has also gained international head coaching experience leading Maccabi USA teams. He served as the head coach for the Maccabi USA team in the European Maccabi Games in Rome in 2007, leading the team to a bronze medal. In 2006 he led the Maccabi USA Team to a gold medal at the inaugural Australia International Maccabi Games in Sydney with a perfect 7-0 record. He was also an assistant coach alongside Pearl for the gold medal-winning Maccabi USA team at the 18th Maccabiah Games in 2009 and the bronze medal-winning Maccabi USA team in 2005.

Adler holds a master's degree in higher education administration from Rowan University and a bachelor's degree in pharmacy from Philadelphia College of Pharmacy and Science. He is also a licensed pharmacist.

He is married to the former Amy Weinstein of Philadelphia, Pa. They have one son, Ryan.





Chad Dollar

**Assistant Coach
1st year at Auburn**

Chad Dollar, a 20-year Division I assistant with strong ties to the southeast, is in his first season under head coach Bruce Pearl at Auburn.

Previously, the Atlanta native coached at Georgia Tech the previous five seasons under head coach Brian Gregory, the last two as associate head coach. He was instrumental in recruiting most of the players on Tech's roster, and in the on-court development of the Yellow Jackets' perimeter players. Last season, the Yellow Jackets went 21-15 and reached the NIT quarterfinals in 2015-16.

"We are very fortunate that a coach of Chad Dollar's caliber and experience was available," said Pearl. "His resume speaks for itself. He will have tremendous impact on our player development on and off the court, and our ability to continue to recruit the best players in the southeast."

"In adding Chad to our staff, I am able to continue to surround my student-athletes

with great men, great teachers, great fathers and great coaches."

Dollar was an assistant at Wichita State in 2010-11 when the Shockers won the NIT, went 29-8 and finished second in the Missouri Valley Conference under head coach Gregg Marshall.

Prior to Wichita State, he spent three seasons as an assistant under John Brady, one at LSU in 2007-08 and two at Arkansas State as associate head coach from 2008-10. Dollar was an assistant at Murray State in the 2006-07 season and was an assistant at Georgia Southern for four years from 2002-06.

He was associate head coach at Eastern Kentucky in 2001-02 and spent two seasons as an assistant coach at Western Carolina from 1999-01.

"There are only a few schools in the country where I always dreamed of coaching, and Auburn is one of them," said Dollar. "Growing up, I watched Auburn basketball and spent a lot of time at Auburn through the years with my dad being a high school coach and having a few of his former players play at Auburn. It is like a dream come true to coach at Auburn and coach with one of the best coaches in the country in Coach Pearl. I am very excited about

this opportunity, and I am looking forward to the success that lies ahead for Auburn basketball."

Dollar began his coaching career at Gardner-Webb as a graduate and volunteer assistant for two years and spent a year as a graduate assistant at Southern Miss. He also worked two summers as an assistant coach with Athletes in Action.

He had a standout prep career at Atlanta's Douglass High School and was one of seven players on the team to sign with an NCAA Division I school. His brother, Cameron, is the head coach at the University of Seattle and starred at UCLA. His father, Don, was a longtime high school coach in the Atlanta area, spending most of his time at Douglass High School.

"My dad coached Chris Morris, who played with Chuck Person, Derrick Dennison and Terry Martin," said Dollar. "I was always down here for basketball camps and basketball games. I learned the game by watching Auburn basketball and watching some of the coaches who coached Auburn basketball. I learned the game because I was down here at a young age during that time."

Dollar played his first three seasons at South Florida on NCAA and NIT tournament teams before transferring to Milligan for his final season. He received his bachelor's degree in sociology from Milligan in May 1996.

Dollar and his wife, Kyla, have three children, Aliyah, Darian and Chloe.





Steven Pearl

Director of Basketball Operations
3rd year at Auburn

Steven Pearl is in his third year on the Auburn coaching staff, his second as the director of basketball operations after spending the 2014-15 season as an assistant strength and conditioning coach.

As the director of operations, he is in charge of team travel while also helping plan team practices, working with the team's academics and runs all of the Auburn Basketball camps.

Pearl was a four-year letterwinner for his father, Bruce Pearl, at Tennessee, playing in 101 games from 2007-11. He helped Tennessee to back-to-back SEC East Championships in 2008 and 2009, with the '08 team winning the league by two games over Kentucky and Mississippi State.

He also appeared in the NCAA Tournament each year he was a part of the program with the Volunteers advancing to the Sweet 16 in 2007 and 2008 and the Elite 8 in 2010.

Pearl, who was a three-time member of the SEC Academic Honor Roll, graduated from Tennessee with a degree in Marketing and International Business in December 2010. He has also taken classes towards a graduate degree.

Following graduation, Pearl was a medical sales representative for Stryker Corp for three years before joining the Auburn staff.

Pearl played for West High School in Knoxville, Tenn., where he was an all-state and All-PrepXtra selection by the Knoxville News Sentinel. While in high school he led the U.S. Men's Basketball Team to a gold medal at the 2006 Maccabi Games in Sydney, Australia, an accomplishment he would repeat as a gold medal winner in the 2009 Maccabi Games in Israel.





Chad Prewett

**Special Assistant to
the Head Coach
3rd year at Auburn**

Chad Prewett is in his third season as the special assistant to head coach Bruce Pearl after joining the program in June 2014.

Prewett, who came to Auburn following a seven-year run at Lee-Scott Academy in Auburn, handles all of coach Bruce Pearl's speaking engagements and is also the team liaison with various departments on campus, including marketing and media relations.

He also offers support in the Auburn Tip-Off Club, which resumed activities in 2014-15 following a two-year break and saw the highest participation in club history.

Prewett is very involved with the Pearl's AUTLIVE initiative to benefit cancer patients in the fight to beat cancer as well as the Bruce Pearl Fore the Children Golf Classic and Bruce, Barkley and Basketball Golf Classic.

Prewett joined the staff at Lee-Scott Academy in 2007 as both the boys and girls basketball and track coach. He led the varsity boys basketball team to the 2012 AISA

State Championship, a runner-up finish in 2011 and the Final Four in 2009 and 2010.

Over the years the Lee-Scott boys team's went 139-31. On the girls side he led the program to four AISA State Championships (2009, 2011, 2012, 2013), a runner-up finish in 2014 and the Final Four in 2008 and 2010.

Five times he was named the AISA All-Star Game Coach, he was the 2009 AISA Coach of the Year and the OA News Coach of the Year four times (2012 - boys; 2008, 2009, 2011 - girls). He also coached the AISA Track State Champions in 2009, 2010 and 2011.

Prior to his stay at Lee-Scott Prewett was the varsity boys basketball and track coach at Faith Academy in Mobile from 2004-07. He led the boys basketball team to the 2006 AISA State Championship, the 2005 Final Four and was the 2006 AISA All-Star Game Coach and Coach of the Year. He led Faith Academy to a 63-21 record.

Prewett started his coaching career at Escambia Academy. From 1995-2004 he was a coach for the basketball, football, golf and track teams and added the title of Athletics Director from 1998-04. Escambia was awarded the AISA Chairman's Award for Outstanding Program in 1998, 1999 and 2000.

Prewett earned a bachelor's of science from Troy State University in 1994 in health, physical education and recreation and a Master's degree in Foundations of Education in 2000. He and his wife Tonya have three daughters: Madison, Mallory and Mary Mykal.





Jordan VerHulst

Video Coordinator

Jordan VerHulst is in his third season at Auburn after joining the program in 2014. He joined the program from Memphis as the Video Coordinator.

He is in charge of all the basketball team video needs for scouting opponents.

VerHulst was the video coordinator at Memphis from 2009-14. There he broke down upcoming opponents and presented coaches and players scouting reports.

He also developed software to create plus-minus reports, shot charts and offensive efficiency.

VerHulst graduated Grand Valley State University in 2008 with a bachelor of arts in business management. He then moved to Memphis where he earned his Master's in Sport Management in 2012.

VerHulst was the assistant varsity basketball coach and the eighth grade head coach for Godwin Heights Public Schools from 2007-09. He also spent time as the media/community relations intern with the Grand Rapids Rampage of the Arena Football League in 2008.

VerHulst and his wife, Julie, have a daughter, Kynlee.



Damon Davis

Strength & Conditioning Coach

Damon Davis is in his fifth season as the strength and conditioning coach responsible for the training of men's basketball.

In his eighth year at Auburn, he also works with the men's and women's golf teams.

Davis spent the previous four years at Auburn as assistant strength and conditioning coach, the last two with the baseball team.

Davis was an assistant strength and conditioning coach at the University of Iowa from 2004-08, working with baseball, track and field, cross country and softball while assisting all other sports. Prior to that, he was an intern with the Chicago Bulls from 2002-04.

The Petersburg, Ill., native received his bachelor's degree in Exercise Science from Western Illinois in 2003, and is working on his master's degree at Auburn.

Davis is a Certified Strength & Conditioning Specialist with the National Strength and Conditioning Association, is certified by the Collegiate Strength & Conditioning Coaches Association Strength & Conditioning Coach Certified and is certified as a Sports Performance Coach by United States of America Weightlifting.

He is married to the former Yari Schmidt of Rockford, Ill. They have two children, a son, Magnus and a daughter, Nellie Elizabeth.



Clark Pearson

Athletic Trainer

Clark Pearson is in his eighth year at Auburn and his second working with coach Bruce Pearl and Auburn Basketball.

Pearson spent the previous six seasons as the head athletic trainer for football, overseeing the care, prevention and rehabilitation of injuries for the football team.

Pearson served as the head football athletic trainer at the University of Wisconsin for four years beginning in 2005. Prior to that, he was Assistant Athletic Trainer at the University of Oklahoma from 1997-2005.

He conducted a two-year research study while at Oklahoma in conjunction with the Gatorade Sports Science Institute -- "Salt Depletion and Cramping in Collegiate Football Players". He served on the 2001 Big 12 Athletic Training Staff of the Year.

At Wisconsin, Pearson completed a Post-Surgical Hamstring Protocol Case Report and conducted the Collegiate Lineman Type II Diabetes Study. He was a participant in the Big Ten/NFL Shoe and Surface Study.

A native of Franklin, Ky., Pearson and his wife, Nancy, have a son, Bradley, and a daughter, Katherine. He earned a bachelor's degree in sports management from the University of Kentucky in 1995, and a master's degree in human relations from Oklahoma in 1997.

He is a member of the National Athletic Trainer's Association, the Southeastern Athletic Trainers' Association and the Alabama Athletic Trainers' Association.



2015-16 Final Stats
11-20 Overall (8-7 Home, 2-11 Away, 1-2 Neutral)

#	Player	GP-GS	Min-AvgFG-FGA	Pct3FG-FGA	Pct	FT-FTA	Pct	REBOUNDS			AvgPF-FO	A	TO	Blk	Stl	Pts	Avg			
								Off	Def	Tot										
1	Kareem Canty	21-21	719-34.2	126-314	.401	69-191	.361	63-85	.741	5	57	62	3.0	40-0	111	62	0	16	384	18.3
12	Tyler Harris	30-29	853-28.4	141-311	.453	9-36	.250	127-194	.655	84	146	230	7.7	99-5	40	76	14	21	418	13.9
4	T.J. Dunans	16-14	470-29.4	65-141	.461	14-42	.333	41-59	.695	10	30	40	2.5	53-4	54	49	17	25	185	11.6
5	Cinmeon Bowers	30-20	854-28.5	104-282	.369	15-61	.246	92-171	.538	64	225	289	9.6	70-0	47	88	13	29	315	10.5
2	Bryce Brown	30-11	742-24.7	93-274	.339	78-211	.370	38-46	.826	15	40	55	1.8	73-2	20	31	0	11	302	10.1
23	TJ Lang	31-28	772-24.9	64-151	.424	48-119	.403	43-63	.683	19	46	65	2.1	73-2	20	20	1	16	219	7.1
0	Horace Spencer	31-18	562-18.1	63-150	.420	0-1	.000	33-68	.485	65	88	153	4.9	115-8	15	43	65	14	159	5.1
25	Jordon Granger	31-13	666-21.5	49-112	.438	27-83	.325	22-34	.647	13	57	70	2.3	60-0	18	14	15	18	147	4.7
13	Tahj Shamsid-Deen	5-0	58-11.6	5-17	.294	2-8	.250	1-3	.333	0	6	6	1.2	2-0	8	2	0	3	13	2.6
41	Cole Blackstock	5-0	9-1.8	1-1	1.000	0-0	.000	3-3	1.000	0	0	0	0.0	2-0	0	0	0	0	5	1.0
44	New Williams	21-0	134-6.4	6-26	.231	4-18	.222	2-8	.250	4	13	17	0.8	17-0	5	6	1	3	18	0.9
42	Cole Stockton	8-0	15-1.9	1-5	.200	1-3	.333	2-2	1.000	1	1	2	0.3	1-0	2	0	0	0	5	0.6
20	Jonathan Walker	10-0	20-2.0	2-6	.333	2-5	.400	0-0	.000	1	2	3	0.3	0-0	0	0	0	0	6	0.6
21	Patrick Keim	23-0	151-6.6	2-14	.143	2-11	.182	4-9	.444	2	10	12	0.5	19-0	5	10	0	4	10	0.4
31	Devin Waddell	26-1	171-6.6	2-14	.143	1-10	.100	1-2	.500	3	7	10	0.4	30-0	3	10	0	6	6	0.2
52	Trey Tate	1-0	2-2.0	0-0	.000	0-0	.000	0-0	.000	0	1	1	1.0	0-0	0	0	0	0	0	0.0
22	Zach Allison	10-0	27-2.7	0-1	.000	0-0	.000	0-0	.000	1	6	7	0.7	4-0	4	6	0	0	0	0.0
TEAM										59	53	112		2		11				
Total		31	6225	724-1819	.398	272-799	.340	472-747	.632	346	788	1134	36.6	660	352	428	126	166	2192	70.7
Opponents		31	6225	832-1877	.443	232-667	.348	525-752	.698	376	893	1269	40.9	656	441	403	122	190	2421	78.1

2015-16 SEC Stats
4-14 Overall (2-7 Home, 2-7 Away)

#	Player	GP-GS	Min-AvgFG-FGA	Pct3FG-FGA	Pct	FT-FTA	Pct	REBOUNDS			AvgPF-FO	A	TO	Blk	Stl	Pts	Avg			
								Off	Def	Tot										
1	Kareem Canty	9-9	318-35.3	50-123	.407	26-75	.347	25-35	.714	0	27	27	3.0	18-0	42	30	0	5	151	16.8
12	Tyler Harris	17-16	501-29.5	76-175	.434	6-22	.273	76-119	.639	45	73	118	6.9	51-1	24	44	10	14	234	13.8
2	Bryce Brown	18-9	496-27.6	59-180	.328	53-136	.390	27-31	.871	11	26	37	2.1	52-1	14	21	0	5	198	11.0
5	Cinmeon Bowers	18-12	503-27.9	58-166	.349	8-39	.205	48-97	.495	36	142	178	9.9	41-0	35	64	8	18	172	9.6
4	T.J. Dunans	5-3	146-29.2	14-43	.326	1-8	.125	15-22	.682	2	8	10	2.0	21-2	25	16	4	9	44	8.8
23	TJ Lang	18-16	480-26.7	40-101	.396	31-80	.388	31-49	.633	10	28	38	2.1	44-2	13	15	0	4	142	7.9
25	Jordon Granger	18-11	463-25.7	38-89	.427	21-66	.318	18-29	.621	9	42	51	2.8	35-0	15	11	11	13	115	6.4
0	Horace Spencer	18-13	329-18.3	44-98	.449	0-1	.000	16-30	.533	32	48	80	4.4	71-7	10	29	41	7	104	5.8
44	New Williams	14-0	103-7.4	5-20	.250	4-15	.267	1-4	.250	3	11	14	1.0	15-0	4	6	1	2	15	1.1
41	Cole Blackstock	3-0	4-1.3	1-1	1.000	0-0	.000	1-1	1.000	0	0	0	0.0	0-0	0	0	0	0	3	1.0
20	Jonathan Walker	7-0	13-1.9	2-3	.667	2-3	.667	0-0	.000	0	1	1	0.1	0-0	0	0	0	0	6	0.9
21	Patrick Keim	16-0	126-7.9	1-11	.091	1-8	.125	4-9	.444	2	9	11	0.7	16-0	4	7	0	3	7	0.4
31	Devin Waddell	15-1	97-6.5	2-10	.200	1-6	.167	0-0	.000	0	2	2	0.1	9-0	2	4	0	4	5	0.3
42	Cole Stockton	6-0	10-1.7	0-2	.000	0-1	.000	2-2	1.000	1	1	2	0.3	1-0	2	0	0	0	2	0.3
52	Trey Tate	1-0	2-2.0	0-0	.000	0-0	.000	0-0	.000	0	1	1	1.0	0-0	0	0	0	0	0	0.0
22	Zach Allison	5-0	9-1.8	0-1	.000	0-0	.000	0-0	.000	0	2	2	0.4	1-0	1	2	0	0	0	0.0
TEAM										40	37	77				9				
Total		18	3600	390-1023	.381	154-460	.335	264-428	.617	191	458	649	36.1	376	191	258	75	84	1198	66.6
Opponents		18	3600	483-1110	.435	130-389	.334	298-434	.687	240	532	772	42.9	368	264	219	79	116	1394	77.4

2015-16 SEC Tournament Stats
0-1 Overall

#	Player	GP-GS	Min-AvgFG-FGA	Pct3FG-FGA	Pct	FT-FTA	Pct	REBOUNDS			AvgPF-FO	A	TO	Blk	Stl	Pts	Avg			
								Off	Def	Tot										
4	T.J. Dunans	1-1	33-33.0	5-10	.500	1-3	.333	6-6	1.000	1	3	4	4.0	4-0	1	2	0	1	17	17.0
12	Tyler Harris	1-1	27-27.0	5-13	.385	0-0	.000	4-6	.667	4	5	9	9.0	3-0	1	2	0	0	14	14.0
2	Bryce Brown	1-0	24-24.0	1-9	.111	1-8	.125	4-4	1.000	0	1	1	1.0	1-0	0	2	0	0	7	7.0
23	TJ Lang	1-1	27-27.0	1-4	.250	0-3	.000	3-4	.750	2	1	3	3.0	3-0	0	0	0	0	5	5.0
5	Cinmeon Bowers	1-0	24-24.0	2-7	.286	0-2	.000	1-2	.500	1	3	4	4.0	3-0	1	0	0	1	5	5.0
0	Horace Spencer	1-1	23-23.0	1-4	.250	0-0	.000	3-7	.429	1	2	3	3.0	3-0	0	2	1	0	5	5.0
42	Cole Stockton	1-0	2-2.0	1-3	.333	1-2	.500	0-0	.000	0	0	0	0.0	0-0	0	0	0	0	3	3.0
25	Jordon Granger	1-1	25-25.0	1-4	.250	1-4	.250	0-0	.000	0	2	2	2.0	1-0	0	0	0	0	3	3.0
44	New Williams	1-0	2-2.0	0-1	.000	0-0	.000	0-0	.000	0	0	0	0.0	0-0	0	0	0	0	0	0.0
41	Cole Blackstock	1-0	2-2.0	0-0	.000	0-0	.000	0-0	.000	0	0	0	0.0	1-0	0	0	0	0	0	0.0
31	Devin Waddell	1-0	2-2.0	0-1	.000	0-1	.000	0-0	.000	0	0	0	0.0	3-0	0	2	0	0	0	0.0
21	Patrick Keim	1-0	5-5.0	0-1	.000	0-1	.000	0-0	.000	0	1	1	1.0	0-0	0	1	0	1	0	0.0
20	Jonathan Walker	1-0	2-2.0	0-0	.000	0-0	.000	0-0	.000	1	1	2	2.0	0-0	0	0	0	0	0	0.0
22	Zach Allison	1-0	2-2.0	0-0	.000	0-0	.000	0-0	.000	0	1	1	1.0	0-0	1	0	0	0	0	0.0
TEAM										4	0	4				1				
Total		1	200	17-57	.298	4-24	.167	21-29	.724	14	20	34	34.0	23	4	11	1	3	59	59.0
Opponents		1	200	34-58	.586	11-25	.440	18-26	.692	9	27	36	36.0	26	20	10	5	4	97	97.0



2015-16 Results

11-20 Overall (8-7 Home, 2-11 Away, 1-2 Neutral)

DATE	OPPONENT	SCORE	ATTEND	HIGH POINTS	HIGH REBOUNDS
11/13/15	UAB	W 75-74	9121	(20) Canty, Kareem	(7) Spencer, Horace
11/17/15	COLORADO	L 84-91	8075	(24) Canty, Kareem	(12) Harris, Tyler
11/20/15	GEORGIA SOUTHERN	W 92-62	7806	(15) Dunans/Bowers	(13) Bowers, Cinmeon
11/27/15	NORTHWESTERN ST.	W 119-81	8529	(20) Dunans, T.J.	(10) Bowers, Cinmeon
12/02/15	at Coastal Carolina	W 81-78	3286	(21) Harris, Tyler	(12) Harris, Tyler
12/12/15	(1) at Middle Tenn. (ot)	L 81-88(ot)	7322	(28)Canty, Kareem	(19) Bowers, Cinmeon
12/15/15	MERCER	W 78-71	8033	(21)Canty, Kareem	(12) Bowers, Cinmeon
12/19/15	at Xavier (#10)	L 61-85	10018	(25) Canty, Kareem	(11) Bowers, Cinmeon
12-22-15	(2) New Mexico	W 83-78	7161	(27) Canty, Kareem	(12) Bowers, Cinmeon
12-23-15	(2) Harvard	L 51-69	6437	(17) Bowers, Cinmeon	(12) Harris, Tyler
12-25-15	(2) at Hawai'i	L 67-79	7251	(22) Canty, Kareem	(9) Harris, Tyler
1-2-16	TENNESSEE	W 83-77	8614	(20) Canty/Brown	(13) Harris, Tyler
1-5-16	SOUTH CAROLINA (#20)	L 69-81	7556	(22) Harris, Tyler	(6) Harris, Tyler
1-9-16	at Missouri	L 61-76	6533	(21) Harris, Tyler	(7) Bowers, Cinmeon
1-12-16	at Vanderbilt	L 57-75	10414	(16) Canty, Kareem	(10) Bowers/Harris
1-16-16	KENTUCKY (#13)	W 75-70	9121	(26) Canty, Kareem	(11) Harris, Tyler
1-19-16	ALABAMA	W 83-77	9121	(25) Canty, Kareem	(18) Bowers, Cinmeon
1-23-16	at Florida	L 63-95	11230	(14) Harris, Tyler	(9) Bowers, Cinmeon
1-27-16	at Ole Miss	L 63-80	8057	(19) Lang, TJ	(8) Harris/Canty
1-30-16	(3) OKLAHOMA STATE	L 63-74	8867	(21) Canty, Kareem	(11) Spencer/Harris
2-2-16	LSU	L 68-80	8051	(18) Brown, Bryce	(7) Bowers, Cinmeon
2-6-16	at Georgia	L 55-65	10523	(12) Harris/Bowers	(13) Bowers, Cinmeon
2-9-16	at Tennessee	L 45-71	13740	(18) Brown, Bryce	(15) Bowers, Cinmeon
2-13-16	VANDERBILT	L 57-86	7954	(14) Lang/Brown	(15) Bowers, Cinmeon
2-17-16	at Arkansas	W 90-86	14351	(27) Brown, Bryce	(10) Bowers, Cinmeon
2-20-16	OLE MISS	L 59-69	8046	(13) Harris, Tyler	(18) Bowers, Cinmeon
2-24-16	GEORGIA	W 84-81	7112	(21) Lang, TJ	(11) Granger, Jordon
2-27-16	at Alabama	L 57-65	15383	(14) Brown, Bryce	(13) Bowers, Cinmeon
3-1-16	TEXAS A&M	L 63-81	7238	(20) Harris, Tyler	(8) Harris, Tyler
3-5-16	at Mississippi State	L 66-79	7722	(16) Lang, TJ	(11) Bowers, Cinmeon
3-9-16	(4) Tennessee	L 59-97	9787	(17) Dunans, T.J.	(9) Harris, Tyler

(1) Nashville, TN (Bridgestone Arena)

(2) Diamond Head Classic (Honolulu, HI)

(3) Big 12/SEC Challenge (Auburn, AL)

(4) SEC Tournament (Nashville, Tenn. • Bridgestone Arena)

ATTENDANCE SUMMARY	GAMES	TOTALS	AVG/GAME
HOME	15	123,244	8,216
AWAY	13	149,215	9,679
NEUTRAL	3	23,385	7,795
TOTAL	31	295,844	9,543



2015-16 Game-By-Game Stats
Individual Stats
(Points-Rebounds-Assists)

Opponent	Date	Score	WL	Spencer	Canty	Brown	Dunans	Bowers	Harris	Shamsid-Deen	Keim	Allison
UAB	11-13-15	75-74	W	5-7-0	20-5-4	DNP	17-6-3	11-6-1	14-5-1	DNP	DNP	0-2-0
COLORADO	11-17-15	84-91	L	8-8-1	24-2-7	2-0-0	14-1-1	5-1-0	23-12-2	2-0-2	DNP	DNP
GA. SOUTHERN	11-20-15	92-62	W	6-7-2	14-4-5	11-1-0	15-1-5	15-13-1	9-7-1	8-1-1	DNP	0-2-1
NW STATE	11-27-15	119-81	W	6-5-0	17-6-10	15-0-0	20-4-3	16-10-3	18-4-4	3-3-0	3-0-1	0-0-1
at Coastal Carolina	12-2-15	81-78	W	1-6-0	11-1-3	12-2-2	10-2-5	12-7-1	21-12-3	DNP	0-0-0	DNP
(1) at Middle Tenn.(ot)	12-12-15	81-88	L	4-4-1	28-1-7	5-2-0	4-5-2	19-19-2	14-13-0	DNP	DNP	DNP
MERCER	12-15-15	78-71	W	2-7-0	21-0-6	8-4-0	14-2-4	13-12-0	20-11-2	0-1-4	DNP	DNP
at Xavier (#10)	12-19-15	61-85	L	3-1-0	25-4-4	2-0-0	10-1-1	12-11-0	4-4-0	0-1-1	0-0-0	0-0-0
(2) New Mexico	12-22-15	83-78	W	6-5-0	27-1-7	3-1-2	20-3-2	12-12-0	4-3-0	DNP	DNP	DNP
(2) Harvard	12-23-15	51-69	L	1-4-0	3-1-6	13-2-0	0-1-2	17-9-2	12-12-0	DNP	0-0-0	DNP
(2) at Hawai'i	12-25-15	67-79	L	2-5-1	22-2-8	20-3-1	DNP	6-7-1	15-9-1	DNP	0-0-0	DNP
TENNESSEE	1-2-16	83-77	W	4-5-1	20-3-4	20-3-1	DNP	9-5-1	19-13-2	DNP	0-0-2	DNP
SOUTH CAROLINA	1-5-16	69-81	L	4-3-0	21-2-5	11-5-1	DNP	3-3-0	22-6-3	DNP	0-0-0	DNP
at Missouri	1-9-16	61-76	L	8-6-0	9-3-3	11-3-0	DNP	5-7-3	21-5-1	DNP	0-2-0	DNP
at Vanderbilt	1-12-16	57-75	L	0-4-0	16-3-6	2-1-2	DNP	13-10-0	8-10-0	DNP	0-0-0	DNP
KENTUCKY (#13)	1-16-16	75-70	W	4-3-0	26-2-4	6-1-1	DNP	8-10-1	21-11-2	DNP	2-0-0	DNP
ALABAMA	1-19-16	83-77	W	5-8-1	25-2-3	3-3-1	DNP	20-18-2	14-3-0	DNP	0-0-0	DNP
at Florida	1-23-16	63-95	L	6-2-0	12-0-3	9-2-1	DNP	4-9-3	14-6-1	DNP	0-0-0	DNP
at Ole Miss	1-27-16	63-80	L	4-3-0	8-8-9	6-0-1	DNP	3-4-4	16-8-0	DNP	0-0-0	DNP
(3) OKLAHOMA ST.	1-30-16	63-74	L	6-11-0	21-8-2	6-2-1	DNP	DNP	16-11-1	DNP	0-0-0	DNP
LSU	2-2-16	68-80	L	7-3-0	14-4-5	18-5-2	DNP	15-7-3	9-4-1	DNP	0-1-0	DNP
at Georgia	2-6-16	55-65	L	2-2-0	DNP	9-0-1	DNP	12-13-1	12-5-1	DNP	0-2-0	0-0-1
at Tennessee	2-9-16	45-71	L	5-5-0	DNP	18-1-0	DNP	9-15-1	2-6-2	DNP	0-1-0	0-0-0
VANDERBILT	2-13-16	57-86	L	4-3-1	DNP	14-2-2	DNP	12-15-5	4-4-0	DNP	0-2-0	0-0-0
at Arkansas	2-17-16	90-86	W	6-5-1	DNP	27-0-0	DNP	14-10-6	19-5-5	DNP	0-2-1	DNP
OLE MISS	2-20-16	59-69	L	6-9-2	DNP	9-2-0	7-2-2	11-18-2	13-7-2	DNP	0-0-0	DNP
GEORGIA	2-24-16	84-81	W	9-8-1	DNP	12-6-0	12-4-7	8-5-1	DNP	DNP	2-1-1	DNP
at Alabama	2-27-16	57-65	L	10-3-0	DNP	14-0-0	9-1-5	12-13-1	7-12-0	DNP	DNP	DNP
TEXAS A&M	3-1-16	63-81	L	7-3-1	DNP	6-1-1	8-2-7	4-5-1	20-8-1	DNP	DNP	0-0-0
at Mississippi State	3-5-16	66-79	L	13-5-2	DNP	3-2-0	8-1-4	10-11-0	13-5-3	DNP	3-0-0	0-2-0
(4) Tennessee	3-9-16	59-97	L	5-3-0	DNP	7-1-0	17-4-1	5-4-1	14-9-1	DNP	0-1-0	01-1

Opponent	Date	Score	WL	Lang	Granger	Waddell	Stockton	Williams
UAB	11-13-15	75-74	W	5-0-0	3-3-1	0-0-0	DNP	DNP
COLORADO	11-17-15	84-91	L	6-3-0	0-0-0	0-0-0	DNP	DNP
GA. SOUTHERN	11-20-15	92-62	W	9-4-1	5-2-1	0-1-0	DNP	DNP
NW STATE	11-27-15	119-81	W	12-5-1	4-1-0	DNP	0-0-0	3-0-0
at Coastal Carolina	12-2-15	81-78	W	14-2-1	0-0-0	0-0-0	DNP	DNP
(1) at Middle Tenn.(ot)	12-12-15	81-88	L	5-2-0	2-0-0	0-0-0	DNP	0-0-0
MERCER	12-15-15	78-71	W	0-0-0	0-0-1	DNP	DNP	DNP
at Xavier (#10)	12-19-15	61-85	L	2-1-3	2-0-0	1-0-0	DNP	0-0-0
(2) New Mexico	12-22-15	83-78	W	6-1-1	5-2-0	0-4-1	DNP	0-1-0
(2) Harvard	12-23-15	51-69	L	3-1-0	2-4-0	0-2-0	DNP	0-1-0
(2) at Hawai'i	12-25-15	67-79	L	2-2-0	0-2-0	0-0-0	DNP	DNP
TENNESSEE	1-2-16	83-77	W	4-2-1	7-5-1	0-0-0	DNP	0-0-0
SOUTH CAROLINA	1-5-16	69-81	L	0-1-1	8-3-2	0-0-0	DNP	DNP
at Missouri	1-9-16	61-76	L	0-0-0	7-5-1	0-0-0	DNP	0-0-1
at Vanderbilt	1-12-16	57-75	L	6-2-0	8-1-0	DNP	DNP	4-2-0
KENTUCKY (#13)	1-16-16	75-70	W	6-2-1	2-2-0	0-0-0	DNP	DNP
ALABAMA	1-19-16	83-77	W	11-3-1	5-0-1	0-0-0	DNP	0-0-0
at Florida	1-23-16	63-95	L	3-0-0	11-0-0	0-0-0	2-1-0	2-2-1
at Ole Miss	1-27-16	63-80	L	19-3-0	4-1-1	0-1-0	0-0-0	3-0-0
(3) OKLAHOMA ST.	1-30-16	63-74	L	8-3-0	6-3-0	0-1-0	DNP	0-1-1
LSU	2-2-16	68-80	L	0-4-0	5-1-0	0-0-0	DNP	0-1-0
at Georgia	2-6-16	55-65	L	7-4-1	4-4-1	3-0-0	0-0-0	3-1-1
at Tennessee	2-9-16	45-71	L	2-2-1	6-4-1	0-0-0	0-0-0	3-5-0
VANDERBILT	2-13-16	57-86	L	14-2-2	3-1-0	0-1-1	0-1-2	0-1-0
at Arkansas	2-17-16	90-86	W	17-1-1	7-7-4	0-0-0	DNP	0-0-0
OLE MISS	2-20-16	59-69	L	4-3-1	9-0-2	0-0-0	DNP	0-0-0
GEORGIA	2-24-16	84-81	W	21-1-1	18-11-0	2-0-0	DNP	0-1-1
at Alabama	2-27-16	57-65	L	2-3-1	3-1-0	DNP	DNP	DNP
TEXAS A&M	3-1-16	63-81	L	10-1-1	8-4-0	DNP	0-0-0	0-1-0
at Mississippi State	3-5-16	66-79	L	16-4-0	0-1-1	0-0-1	DNP	DNP
(4) Tennessee	3-9-16	59-97	L	5-3-0	3-2-0	0-0-0	3-0-0	0-0-0

- (1) Nashville, TN (Bridgestone Arena)
- (2) Diamond Head Classic (Honolulu, HI)
- (3) Big 12/SEC Challenge (Auburn, AL)
- (4) SEC Tournament (Nashville, Tenn. • Bridgestone Arena)



2015-16 GAME-BY-GAME TEAM STATS

Opponent	Score	FG-FGA	Pct	3FG-3FGA	Pct	FT-FTA	Pct	Rebounds			PF	A	TO	Blk	Stl
								Off	Def	Tot					
UAB	74	31-70	.443	4-13	.308	8-11	.727	14	25	39	20	19	13	6	8
at Auburn	75	22-51	.431	7-19	.368	24-31	.774	8	28	36	19	10	14	8	7
Colorado	91	31-54	.574	8-15	.533	21-26	.808	9	29	38	23	13	17	5	2
at Auburn	84	31-67	.463	10-24	.417	12-22	.545	13	17	30	22	13	10	3	8
Georgia Southern	62	19-61	.311	7-30	.233	17-25	.680	10	28	38	26	8	18	1	10
at Auburn	92	29-59	.492	9-24	.375	25-33	.758	7	37	44	19	18	14	9	7
Northwestern State	81	27-62	.435	6-22	.273	21-24	.875	7	17	24	20	14	19	4	10
at Auburn	119	43-74	.581	17-32	.531	16-23	.696	16	29	45	21	23	17	2	11
Auburn at	81	24-55	.436	11-31	.355	22-33	.667	12	27	39	26	15	13	1	5
Coastal Carolina	78	25-62	.403	8-28	.403	20-30	.667	14	25	39	26	10	14	1	8
Auburn at	81	30-75	.400	10-26	.385	11-24	.458	18	29	47	24	12	14	2	5
Middle Tennessee (1) (ot)	88	30-66	.455	8-22	.364	20-30	.667	13	34	47	21	14	12	3	5
Mercer	71	28-62	.452	6-19	.316	9-16	.563	14	32	46	19	15	11	2	3
at Auburn	78	29-67	.433	9-26	.346	11-20	.550	14	24	38	14	17	7	6	6
Auburn	61	21-52	.404	7-20	.350	12-19	.632	8	18	26	23	9	14	4	3
at Xavier (#10/10)	85	29-58	.500	9-22	.409	18-24	.750	15	27	42	23	20	10	4	10
Auburn vs.	83	28-59	.475	10-30	.333	17-24	.708	7	26	33	23	13	17	5	11
New Mexico (2)	78	25-54	.463	10-22	.455	18-27	.667	5	27	32	21	8	22	2	5
Auburn vs.	51	19-63	.302	6-25	.240	7-17	.412	15	24	39	19	10	16	2	6
Harvard (2)	69	25-53	.472	8-21	.381	11-20	.550	8	31	39	17	15	16	4	2
Auburn	67	23-55	.418	12-29	.414	9-13	.692	8	24	32	28	12	16	2	4
at Hawaii (2)	79	22-54	.407	10-22	.455	25-34	.735	11	25	36	20	10	11	5	5
Tennessee	77	30-79	.380	3-28	.107	14-19	.737	23	25	48	23	15	12	3	3
at Auburn	83	28-53	.528	12-26	.462	15-27	.556	8	29	37	23	13	17	3	7
South Carolina (#22/20)	81	25-50	.500	9-23	.391	22-28	.786	9	25	34	13	15	19	0	9
at Auburn	69	24-54	.444	12-30	.400	9-13	.692	8	19	27	19	12	21	1	7
Auburn at	61	19-51	.373	7-23	.304	16-24	.667	9	25	34	22	9	14	7	1
Missouri	76	22-56	.393	7-19	.368	25-33	.758	13	28	41	23	10	8	3	7
Auburn at	57	22-67	.328	4-22	.182	9-20	.450	16	19	35	23	8	10	7	4
Vanderbilt	75	26-47	.553	7-13	.538	16-25	.640	9	36	45	21	16	17	10	2
Kentucky (#14/13)	70	25-72	.347	6-18	.333	14-18	.778	18	30	48	25	15	11	7	7
at Auburn	75	21-55	.382	12-26	.462	21-31	.677	7	31	38	13	9	13	7	2
Alabama	77	25-60	.417	8-30	.267	19-28	.679	10	28	38	29	9	10	1	3
at Auburn	83	22-56	.393	11-30	.367	28-40	.700	13	29	42	24	9	11	3	1
Auburn	63	24-67	.358	6-24	.250	9-14	.643	14	17	31	21	9	14	0	4
at Florida	95	33-58	.569	9-19	.474	20-24	.833	11	33	44	19	20	16	8	9
Auburn at	63	20-54	.370	10-26	.385	13-22	.591	12	21	33	18	15	13	3	1
Ole Miss	80	28-62	.452	10-32	.313	14-20	.700	14	26	40	17	14	8	3	5
Oklahoma State	74	23-53	.434	7-17	.412	21-25	.840	7	34	41	26	11	11	1	2
at Auburn (3)	63	18-62	.290	6-29	.207	21-31	.677	15	27	42	23	5	7	6	6
LSU	80	34-60	.567	3-13	.231	9-17	.529	9	34	43	18	16	18	1	8
at Auburn	68	23-63	.365	10-34	.294	12-22	.545	12	20	32	17	11	14	3	9
Auburn	55	15-58	.259	6-31	.194	19-28	.679	9	31	40	24	7	11	4	4
at Georgia	65	20-57	.351	2-9	.222	23-37	.622	12	36	48	20	9	8	9	8
Auburn at	45	14-59	.237	5-26	.192	12-24	.500	17	27	44	23	5	14	1	3
Tennessee	71	25-64	.391	7-24	.292	14-20	.700	16	32	48	21	15	9	2	3
Vanderbilt	86	36-73	.493	9-29	.310	5-11	.455	10	37	47	15	21	6	4	6
at Auburn	57	18-62	.290	8-32	.250	13-16	.813	9	29	38	16	13	12	0	5
Auburn at	90	33-54	.611	15-23	.652	9-19	.474	7	28	35	20	18	21	9	6
Arkansas	86	29-66	.439	9-25	.360	19-31	.613	14	20	34	17	19	12	7	12
Ole Miss	69	26-61	.426	9-21	.429	8-17	.471	11	26	37	22	14	8	3	6
at Auburn	59	18-54	.333	6-24	.250	17-28	.607	16	31	47	23	11	16	8	5
Georgia	81	26-64	.406	10-22	.455	19-28	.679	14	32	46	30	14	15	8	2
at Auburn	84	22-56	.393	11-24	.458	29-39	.744	9	29	38	25	12	12	5	6



2015-16 GAME-BY-GAME TEAM STATS (cont.)

Opponent	Score	FG-FGA	Pct	3FG-3FGA	Pct	FT-FTA	Pct	Rebounds			PF	A	TO	Blk	Stl
								Off	Def	Tot					
Auburn	57	20-47	.426	5-14	.357	12-27	.444	10	26	36	24	7	18	3	4
at Alabama	65	21-54	.389	6-19	.316	17-29	.586	13	24	37	23	12	13	4	7
Texas A&M (#20/18)	81	26-65	.400	5-20	.250	24-26	.923	21	30	51	18	13	13	1	8
at Auburn	63	22-55	.400	7-27	.259	12-18	.667	7	20	27	20	12	11	7	5
Auburn	66	25-59	.424	7-19	.368	9-16	.563	8	27	35	21	11	16	4	10
at Mississippi State	79	26-62	.419	11-25	.440	16-23	.696	13	30	43	14	15	16	5	8
Auburn vs.	59	17-57	.298	4-24	.167	21-29	.724	14	20	34	23	4	11	1	3
Tennessee (4)	97	34-58	.586	11-25	.440	18-26	.692	9	27	36	26	20	10	5	4

- (1) Nashville, TN (Bridgestone Arena)
- (2) Diamond Head Classic (Honolulu, HI)
- (3) Big 12/SEC Challenge (Auburn, AL)
- (4) SEC Tournament (Nashville, TN • Bridgestone Arena)



2015-16 TEAM HIGHS & LOWS

AUBURN		
	HIGH	LOW
POINTS SCORED	119 vs. Northwestern State	45 Tennessee
POINTS, FIRST HALF	47 vs. Northwestern State	20 at Mississippi State
POINTS, SECOND HALF	72 vs. Northwestern State	22 vs. Harvard/at Tennessee
POINT DIFFERENTIAL	+38 vs. Northwestern State	-38 vs. Tennessee (SEC Tournament)
FIELD GOALS MADE	43 vs. Northwestern State	14 at Tennessee
FIELD GOALS ATTEMPTED	75 vs. MTSU	47 at Alabama
FIELD GOAL PERCENTAGE	.611 (33-54) at Arkansas	.237 (14-59) at Tennessee
3-POINTERS MADE	17 vs. Northwestern State	4 at Vanderbilt/ vs. Tennessee (SEC Tournament)
3-POINTERS ATTEMPTED	34 vs. LSU	14 at Alabama
3-POINT PERCENTAGE	.652 (15-23) at Arkansas	.091 (4-24) vs. Tennessee (SEC Tournament)
FREE THROWS MADE	29 vs. Georgia	7 vs. Harvard
FREE THROW ATTEMPTS	40 vs. Alabama	13, 2x, last vs. #20 South Carolina
FREE THROW PCT.	.813 (13-16) vs. Vanderbilt	.412 (7-17) vs. Harvard
REBOUNDS	47 vs. MTSU/Ole Miss	26 at #10 Xavier
OFFENSIVE REBOUNDS	18 vs. MTSU	7, 5x, last vs. #18 Texas A&M
DEFENSIVE REBOUNDS	37 vs. Georgia Southern	17 vs. Colorado/at Florida
REBOUND MARGIN	+21 vs. Northwestern State	-24 vs. #18 Texas A&M
ASSISTS	23 vs. Northwestern State	4 vs. Tennessee (SEC Tournament)
TURNOVERS	21, vs. #20 South Carolina/at Arkansas	7 vs. Mercer/Oklahoma State
BLOCKED SHOTS	9 vs. Georgia Southern/ at Arkansas	0, at Florida/vs. Vanderbilt
STEALS	11, 2x, last vs. New Mexico	1, 3x, last at Ole Miss
FOULS	28 at Hawaii	13 vs. #13 Kentucky

OPPONENTS		
	HIGH	LOW
POINTS SCORED	97 vs. Tennessee (SEC Tournament)	62 vs. Georgia Southern
POINTS, FIRST HALF	53 at Florida	23 vs. Georgia
POINTS, SECOND HALF	58 vs. Georgia	26 vs. Georgia Southern
POINT DIFFERENTIAL	+38 vs. Tennessee (SEC Tournament)	-38 vs. Northwestern State
FIELD GOALS MADE	36 vs. Vanderbilt	19 vs. Georgia Southern
FIELD GOALS ATTEMPTED	79 vs. Tennessee	47 at Vanderbilt
FIELD GOAL PERCENTAGE	.586 (34-58) vs. Tennessee (SEC Tourn.)	.311 (19-61) vs. Georgia Southern
3-POINTERS MADE	11, Miss. St./vs. Tennessee (Sec Tourn.)	2 at Georgia
3-POINTERS ATTEMPTED	32, at Ole Miss	9 at Georgia
3-POINT PERCENTAGE	.538 (7-13) at Vanderbilt	.107 (3-28) vs. Tennessee
FREE THROWS MADE	25, 2x, last at Missouri	5 vs. Vanderbilt
FREE THROW ATTEMPTS	37 at Georgia	11 vs. UAB/vs. Vanderbilt
FREE THROW PCT.	.923 (24-26) #18 Texas A&M	.455 (5-11) vs. Vanderbilt
REBOUNDS	51, vs. #18 Texas A&M	24 vs. Northwestern State
OFFENSIVE REBOUNDS	23 vs. Tennessee	5 vs. New Mexico
DEFENSIVE REBOUNDS	37 vs. Vanderbilt	17 vs. Northwestern State
REBOUND MARGIN	+24 #18 Texas A&M	-21 vs. Northwestern State
ASSISTS	21 vs. Vanderbilt/at Arkansas	8 vs. New Mexico/Ga. Southern
TURNOVERS	22 vs. New Mexico	6 vs. Vanderbilt
BLOCKED SHOTS	10 at Vanderbilt	0 vs. #20 South Carolina
STEALS	15 at Arkansas	2 5x, last vs. Georgia
FOULS	30 vs. Georgia	13 vs. #20 South Carolina



2013-14 STARTING LINEUPS

Date	Opponent	W-L	Forward	Forward	Guard	Forward/Guard	Forward/Guard
11-13	UAB	W	Bowers	Harris	Canty	Dunans	Lang
11-17	Colorado	L	Bowers	Harris	Canty	Dunans	Lang
11-20	Georgia Southern	W	Bowers	Harris	Canty	Dunans	Lang
11-27	Northwestern State	W	Bowers	Harris	Canty	Dunans	Lang
12-2	at Coastal Carolina	W	Bowers	Harris	Canty	Dunans	Lang
12-12	(1) at Middle Tennessee	L (ot)	Bowers	Harris	Canty	Dunans	Lang
12-15	Mercer	W	Bowers	Harris	Canty	Dunans	Lang
12-19	at Xavier (#10/10)	L	Bowers	Harris	Canty	Dunans	Brown
12-22	(2) New Mexico	W	Spencer	Harris	Canty	Dunans	Lang
12-23	(2) Harvard	L	Spencer	Harris	Canty	Dunans	Lang
12-25	(2) at Hawaii	L	Spencer	Harris	Canty	Brown	Lang
1-2	Tennessee	W	Spencer	Harris	Canty	Brown	Lang
1-5	South Carolina (#22/20)	L	Spencer	Harris	Canty	Brown	Granger (f)
1-9	at Missouri	L	Spencer	Harris	Canty	Brown	Granger (f)
1-12	at Vanderbilt	L	Spencer	Harris	Canty	Brown	Granger (f)
1-16	Kentucky (#14/13)	W	Bowers	Harris	Canty	Lang	Granger (f)
1-19	Alabama	W	Bowers	Harris	Canty	Lang	Granger (f)
1-23	at Florida	L	Bowers	Harris	Canty	Brown	Lang
1-27	at Ole Miss	L	Bowers	Harris	Canty	Brown	Lang
1-30	(3) Oklahoma State	L	Spencer	Harris	Canty	Lang	Granger (f)
2-2	LSU	L	Spencer	Harris	Canty	Lang	Granger (f)
2-6	at Georgia	L	Spencer	Harris	Brown	Lang	Bowers
2-9	at Tennessee	L	Spencer	Harris	Brown	Lang	Bowers
2-13	Vanderbilt	L	Bowers	Harris	Lang	Granger (f)	Waddell (f)
2-17	at Arkansas	W	Spencer	Harris	Lang	Brown	Bowers
2-20	Ole Miss	L	Spencer	Harris	Lang	Brown	Bowers
2-24	Georgia	W	Spencer	Granger	Lang	Dunans	Bowers
2-27	at Alabama	L	Spencer	Granger	Lang	Dunans	Bowers
3-1	Texas A&M (#20/18)	L	Spencer	Granger	Lang	Harris	Bowers
3-5	at Mississippi State	L	Spencer	Granger	Lang	Harris	Dunans
3/9-13	(4) Tennessee	L	Spencer	Harris	Lang	Granger (f)	Dunans

(1) Nashville, TN (Bridgestone Arena); (2) Diamond Head Classic (Honolulu, HI); (3) Big 12/SEC Challenge (Auburn, AL); (4) SEC Tournament (Nashville, TN • Bridgestone Arena)

STARTING LINEUPS

(Bowers, Canty, Granger, Harris, Lang)	2-0 (.1000)
(Bowers, Canty, Dunans, Harris, Lang)	5-2 (.714)
(Bowers, Dunans, Granger, Lang, Spencer)	1-1 (.500)
(Brown, Canty, Harris, Lang, Spencer).....	1-1 (.500)
(Canty, Dunans, Harris, Lang, Spencer)	1-1 (.500)
(Bowers, Brown, Harris, Lang, Spencer).....	1-3 (.250)
(Bowers, Brown, Canty, Dunans, Harris)	0-1 (.000)
(Bowers, Granger, Harris, Lang, Waddell)	0-1 (.000)
(Bowers, Granger, Harris, Lang, Spencer).....	0-1 (.000)
(Bowers, Brown, Canty, Harris, Lang)	0-2 (.000)
(Brown, Canty, Granger, Harris, Spencer).....	0-2 (.000)
(Canty, Granger, Harris, Lang, Spencer).....	0-3 (.000)

AUBURN'S RECORD WHEN STARTS

KT Harrell	15-20 (.429)
T.J. Dunans	7-5 (.583)
Cinmeon Bowers	9-11 (.450)
TJ Lang	11-15 (.423)
Kareem Canty	9-12 (.429)
Tyler Harris	10-17 (.370)
Jordon Granger.....	3-8 (.273)
Horace Spencer	4-12 (.250)
Bryce Brown	2-9 (.182)
Devin Waddell.....	0-1 (.000)

MARGIN OF VICTORY/DEFEAT

	1	2	3	4	5	6	7	8	9	10-15	16-19	20-24	25-29	30-49	50+
Wins	1	0	2	1	2	2	1	0	0	0	0	0	0	2	0
Losses	0	0	0	0	0	0	2	1	0	7	4	1	2	1	0



2015-16 LAST TIME

AN AUBURN INDIVIDUAL

Scored at least 30 points: Chris Denson (30) vs. Mississippi State (2-15-14)

Scored at least 35 points: Toney Douglas (38) vs. Nicholls State (11-24-04)

Scored at least 40 points: Wesley Person (44) vs. UAB (12-16-93)

Two players with at least 20 points: Kareem Canty (25 pts) & Cinmeon Bowers (20 pts) vs. Alabama (1-19-16)

Three players with at least 20 points: KT Harrell (24), Tahj Shamsid-Deen (21) & Cinmeon Bowers (20) vs. Louisiana (11-21-14)

Scored 20 points in a half: Kareem Canty (21 points) vs. #13 Kentucky (1-16-16)

Scored 20 points in 1st half: Chris Denson (20 points) vs. Northwestern State (11-15-13)

Scored 20 points in 2nd half: Kareem Canty (21 points) vs. #13 Kentucky (1-16-16)

Scored 25 points in a half: Chris Denson (26 points) vs. Alabama (1-30-14)

Two players with 25 points: Chris Denson (30 points) & KT Harrell (26 points) vs. Mississippi State (2-14-14)

Two players with 25 points (SEC): Chris Denson (30 points) & KT Harrell (26 points) vs. Mississippi State (2-14-14)

A player w/back-to-back 25-point SEC games: Kareem Canty, 26 pts vs. #13 Kentucky (1-16-16) and 25 pts vs. Alabama (1-19-16)

A player w/3 straight 25-point SEC games: Chris Denson, 25 pts at South Carolina (2-5-14); 29 pts at LSU (2-8-14); 26 pts vs. Kentucky (2-12-14); 30 pts vs. Mississippi State (2-15-14)

A player w/4 straight 25-point SEC games: Chris Denson, 25 pts at South Carolina (2-5-14); 29 pts at LSU (2-8-14); 26 pts vs. Kentucky (2-12-14); 30 pts vs. Mississippi State (2-15-14)

A player w/5 straight 25-point SEC games: Keenan Carpenter, 44 pts vs. LSU (1-8-89); 28 pts vs. Mississippi State (2-11-89); 33 pts at Florida (2-15-89); 32 pts at Ole Miss (2-18-89); 29 pts vs. Kentucky (2-20-89)

A player w/5 straight 20-point SEC games: Tay Waller, 29 pts v. Arkansas (2-20-10); 29 pts at Ole Miss (2-24-10); 26 pts v. LSU (2-27-10); 22 pts vs. Miss. State (3-3-10), 22 pts at Alabama (3-6-10)

Zero players scored in double figures: at Vanderbilt (1-7-12)

Only one player scored in double figures: Bryce Brown (18 points) at Tennessee (2-9-16)

1 player score half team's points: Frankie Sullivan (22 points) vs. Long Beach State in 64-43 loss in Honolulu, Hawaii (12-23-11)

Five players scored in double figures: Tyler Harris (21 pts), TJ Lang (14 pts), Cinmeon Bowers (12 pts), Bryce Brown (12 pts), Kareem Canty (11 pts) and T.J. Dunans (10 pts) at Coastal Carolina (12-2-15)

Five players scored in double figures (SEC): Antoine Mason (23 pts), KT Harrell (16), Tahj Shamsid-Deen (13 pts), Malcolm Canada (12 pts), Cinmeon Bowers (11 pts) vs. Ole Miss (2-7-15)

All five starters scored in double figures: Tyler Harris (21 pts), TJ Lang (14 pts), Cinmeon Bowers (12 pts), Kareem Canty (11 pts) and T.J. Dunans (10 pts) at Coastal Carolina (12-2-15)

Six players scored in double figures: Tyler Harris (21 pts), TJ Lang (14 pts), Cinmeon Bowers (12 pts), Bryce Brown (12 pts), Kareem Canty (11 pts) and T.J. Dunans (10 pts) at Coastal Carolina (12-2-15)

Six players scored in double figures (SEC): Brandon Robinson (24), Lewis Monroe (16), Ian Young (13), Quinell Brown (12), Ronny Lemelle (12), Dwayne Curtis (10) at Mississippi State (3-2-04)

Had at least 15 rebounds: Cinmeon Bowers vs. Ole Miss (18 rebounds) (2-20-16)

Had at least 15 rebounds (SEC): Cinmeon Bowers vs. Ole Miss (18 rebounds) (2-20-16)

Had at least 20 rebounds: Kelvin Ardister v. Tenn. (20 reb) (1-4-89)

Had at least 25 rebounds: Rex Frederick at Ole Miss (25 rebounds) (1-6-58)

At least 20 pts & 20 reb: Kelvin Ardister v. Tenn. (22 pts, 20 reb) (1-4-89)

Two players with at least 10 rebounds: Cinmeon Bowers (13 reb) and Tyler Harris (12 reb) at Alabama (2-27-16)

At least three players with 10 rebounds: at Virginia, Korvotney Barber

(13 rebounds), Quantez Robertson (10 rebounds), Lucas Hargrove (10 rebounds), (12-20-08)

Double-Double: Cinmeon Bowers (10 pts, 11 reb) at Mississippi State (3-5-16)

2 straight Double-Doubles: Cinmeon Bowers 12 pts, 15 reb vs. Vanderbilt (2-13-16); 14 pts, 10 reb at Arkansas (2-17-16) and 11 pts, 18 reb vs. Ole Miss (2-20-16)

3 straight Double-Doubles: Cinmeon Bowers 12 pts, 15 reb vs. Vanderbilt (2-13-16); 14 pts, 10 reb at Arkansas (2-17-16) and 11 pts, 18 reb vs. Ole Miss (2-20-16)

4 Straight Double-Doubles: Cinmeon Bowers 19 pts, 19 reb vs. MTSU (12-12-15); 13 pts, 12 reb vs. Mercer (12-15-15); 12 pts, 11 reb at #10 Xavier (12-19-15); 12 pts, 12 reb vs. New Mexico (12-22-15)

5 Straight Double-Doubles: Jeff Moore 26 pts, 11 rebs vs. Ole Miss (3-2-88), 20 pts, 11 rebs at LSU (3-5-88), 22 pts, 11 rebs vs. Georgia (SEC) (3-11-88), 13 pts, 13 rebs. vs. Bradley (NCAA) (3-17-88), 22 pts, 11 rebs vs. Oklahoma (NCAA) (3-19-88)

Two players had a double-double: Tyler Harris (20 pts, 11 reb) and Cinmeon Bowers (13 pts, 12 reb) vs. Mercer (12-15-15)

Double-Double with points and assists: Kareem Canty (17 points, 10 assists) vs. Northwestern State (11-27-15)

Triple-Double: Kenny Gabriel (24 pts, 13 reb, 10 blk) vs. Bethune-Cookman (1-2-12)

10 assists: Kareem Canty (10 ast) vs. Northwestern State (11-27-15)
2 players with at least 5 Blocked Shots: Rob Chubb & Willy Kouassi v. Nicholls State (5 each) (11-25-11)...also Kenny Gabriel (4 blocks)

At least 10 Blocks: Kenny Gabriel v. Bethune-Cookman (10 blks) (1-2-12)

At least 5 Steals: Antoine Mason (5 steals) at LSU (2-6-15)

At least 5 Steals (SEC): Antoine Mason (5 steals) at LSU (2-6-15)

Made 11 straight 3s: Jordan Price (4-4 Gramb/4-4 Furman/3-3 Tennessee Tech (12-11,15,18-2012). Ties SEC record by Vandy's Kevin Anglin 1992

Made 27 straight free throws: Frankie Sullivan (27-of-27) to open 2009-10 season to set Auburn consecutive made record; 21 in 2012-13

Led team in points, rebounds, assists, blocks, steals: Cinmeon Bowers at Georgia (12 points, 13 rebounds, 1 assists, 2 steals, 2 blocks), (2-6-16)

Hit buzzer beater shot to win a game: Reggie Sharp vs. Alabama, 3-pt FG, (72-69 in OT), (2-21-01)

Played more than 40 minutes: KT Harrell vs. Xavier, 44 minutes (12-20-14)

Defeated a ranked team: vs. #14/13 Kentucky (1-16-16)

Defeated a ranked team at home: vs. #14/13 Kentucky (1-16-16)

Defeated a ranked team on the road: at #25 Alabama (2-24-07)

Defeated a top-10 team: vs. #8 Wake Forest (3-23-03 / NCAA Tournament)

Defeated a top-10 team at home: vs. #9 Alabama (1-18-03)

Defeated a top-10 team on the road: at #8 Arkansas (1-23-93)

Won in Overtime: vs. LSU (SECT), 73-70 (ot) (3-13-15)

Lost in Overtime: at Mississippi State, 74-71 (ot) (3-9-13)

Won in Double Overtime: vs. Xavier, 89-88 (2ot) (12-20-14)

Lost in Double Overtime: at Arkansas, 88-80 (2ot) (1-16-13)

Played back-to-back Overtime Games: v. Ole Miss, W 69-68 (2ot) (1-14-12) and at LSU, L 65-58 (ot) (1-17-12)

Lost back-to-back Road Overtime Games: at Arkansas, 82-79 (2-6-10) and at Mississippi State, 85-75 (2-13-10)

Lost back-to-back Games in Final 5 Seconds: at Alabama (0.3 sec), 51-49 (2-23-11) and vs. Arkansas (5.0 sec.), 57-55 (2-26-11)

3 straight games decided on final possession: at Alabama (0.3 sec), L, 51-49 (2-23-11), v. Arkansas (5.0 sec.), L, 57-55 (2-26-11), v. Ole Miss (OM chance to tie on last possession) W, 76-73 (3-2-11)

Played at least three overtimes: vs. Georgia, (3-1-79), (4ot) in SEC Tournament in Birmingham, Ala.

Missed 23 straight FGs: at Arkansas (1-25-11), last fga 1st half, 0-22 start 2nd

Shot 70% for a half: 74.1% (20-27) vs. Arkansas-Pine Bluff (12/30/13)

Shot 70% for a half (SEC): 72.7% (16-22) at Ole Miss (2-22-03)



2015-16 LAST TIME

Shot 60% for a game: 61.1% (33-54) at Arkansas (2/17/16)
Shot 60% for a game (SEC): 61.1% (33-54) at Arkansas (2/17/16)
Shot less than 30% for a game: vs. Tennessee(17-57, 29.8%) (3-9-16)
Shot 100% from the free throw line: v. Long Beach St. (6-6) (12-23-11)
Shot less than 15% from free throw line: v. Florida (1-8, 12.5%) (1-20-11)
Shot 60% from 3-point line: 65.2% (15-23) at Arkansas (2-17-16)
Shot less than 30% in half: 25.8% (8-31) (1st) vs. Tennessee (3-9-16)
Shot less than 30% in both halves of a game: 25.8% (8-31) (1st) and 21.4% (6-28) (2nd) at Tennessee (2-9-16)
Shot less than 20% in half: 18.2% (6-33) at Colorado (2nd) (11-17-14)
Shot less than 10% in a half: 8.3% (2-24) vs. LSU (1st half), (1-8-11)
Shot 55% or better and lost: at Tennessee (56.1%, 32-57) (2-15-06)
Attempted 50 free throws: 52 att. Vanderbilt, (2-6-54)
Attempted 43 free throws: 43 att. vs. North Florida, (12-17-11)
Attempted 40 free throws: 40 att. vs. Alabama, (1-19-16)
Att. at least 30 free throws in half: Georgia (22-of-30,2nd) (2-24-16)
Made 30 free throws: 31 vs. Arkansas, 40 att. (2-10-15)
Made 30 free throws (SEC): 31 vs. Arkansas, 40 att. (2-10-15)
Made 30 free throws (SECT): v. Fla.(32) 44 fta.(3-10-00),SEC Tour. in Atlanta
Made at least 10 3-point field goals: vs. Georgia (11-of-24) (2-24-16)
Failed to make 3-pt field goal: vs. Kentucky (0-15) (1-19-13); at Ole Miss (0-14) (3-1-97) & vs. Florida (0-6) (1-31-87, AU won)
Had at least 50 rebounds: vs. Florida A&M (56 rebounds) (1-4-14)
Had less than 20 rebounds: vs. Presbyterian (19 reb.) (12-18-10)
Had 25 assists: vs. Tennessee State (26 assists) (12-19-06)
Had at least 15 steals: vs. Georgia Southern (16 steals) (12-29-10)
Had at least 10 blocks: vs. Florida A&M (10 Blocks) (1-4-14)
Had at least 17 blocks: vs. Nicholls State (17 Blocks) (11-25-11)
Had at least 27 lead changes: at Arkansas (27 l.c.,13 ties) (1-16-13)
Scored 50 points in a half: vs. Northwestern State (72 points, 2nd) (11-27-15)
Scored 50 points in a half (SEC): vs. Mississippi State (52 points, 2nd) (2-15-14)
Scored 60 points in a half: vs. Northwestern State (72 points, 2nd) (11-27-15)
Scored 60 points in a half (SEC): at Tennessee (64 points) (2-15-06)
Scored 70 points in a half: vs. Northwestern State (72 points, 2nd) (11-27-15)
Scored 100 points (SEC): vs. Alabama (102 points) (2-13-99)
Scored 100 points (Non-Conf): vs. Northwestern State (119 points) (11-27-15)
Scored under 20 points in 1st half: at Vanderbilt (19 points) (1-6-15)
Scored under 20 points in 2nd half: vs. Tulsa (14 pts) (11-24-14)
Scored under 10 points in a half: vs. LSU (6 points, 1st half)(1-8-11)
Scored 35 or under points in a game: vs. Tulsa (35 pts) (11-24-14)
Scored under 50 points in game: at Tennessee (45 points) (2-9-16)
Scored under 50 points in game (SEC): at Tennessee (45 points) (2-9-16)
Biggest comebacks to win: 22 pts at half, AU 82, #13 Louisville 78, Puerto Rico Shootout Championship game (11-26-95); 20 pts w/2:01 left in 1st, AU 76, Ole Miss 73 (3-2-11); 19 pts w/10:43 left, #14 AU 73, at LSU 70 (1-9-99); 19 pts with 11:01 left and 14 pts with 5:00 left, at AU 65, Miss. St. 62 (2-12-14)

OPPONENT INDIVIDUALS

Scored at least 30 points: Kevin Punter (31), vs. Tennessee (1-2-16)
Scored at least 30 pts (SEC): Kevin Punter (31), vs. Tennessee (1-2-16)
Scored at least 35 points: Tasmin Mitchell (38), at LSU, (1-20-10)
Scored at least 40 points: Hersey Hawkins, Bradley, (44 points), (3-17-88), in NCAA Tournament in Atlanta, Ga.
Totaled at least 20 points and 20 rebounds: Louis Amundson, UNLV (22 points and 22 rebounds), (12-12-04)
Two players with 20 points: J.J. Frazier (29 pts) and Kenny Gaines (23 pts), Georgia (2-24-16)
Three players with 20 points: Odarte Blankson (22 points), Louis Amundson (22 points), Jerel Blassingame (20 points), UNLV, (12-12-04)

Only one player scored in double figures: Trevor Releford (15 points), Alabama (1-30-14)
Zero players scored in double figures: Florida A&M (1-4-14)
Five players scored in double figures: Dorian Finney-Smith (24 pts), Chris Chiozza (14 pts), Kasey Hill (14 pts), John Egbunu (12 pts), KeVaughn Allen (11 pts) at Florida (1-23-16)
Five players scored in double figures (SEC): Dorian Finney-Smith (24 pts), Chris Chiozza (14 pts), Kasey Hill (14 pts), John Egbunu (12 pts), KeVaughn Allen (11 pts) at Florida (1-23-16)
Six players scored in double figures: Karl-Anthony Towns (19 pts), Aaron Harrison (18 pts), Dakari Johnson (13 pts), Andrew Harrison (12 pts), Devin Booker (11 pts) and Tyler Ullis (10 pts), at Kentucky (2-21-15)
Double-Double: Gavin Ware (10 pts, 12 rebs) at Mississippi State (3-5-16)
Double-Double with points and assists: Jabril Durham (12 points, 10 assists) at Arkansas (2-17-16)
Two players had a double-double: Moses Kingsley (20 pts, 10 rebs) and Jabril Durham (12 points, 10 assists) at Arkansas (2-17-16)
Triple-Double: Luke Kornet (11 pts, 11 rebs, 10 blks) at Vanderbilt (1-12-16)
Had 15 rebounds: Stephon Jelks (15 reb), vs. Mercer (12-15-15)
Had 20 rebounds: Murphy Holloway, at Ole Miss, (20 reb), (2-24-10)
Had 10 assists: Jabril Durham, Arkansas, (10 assists), (2-17-16)
Had 10 blocks: Luke Kornet, Vanderbilt (10 blk) (1-12-16)
Had 5 blocks: Luke Kornet, Vanderbilt (10 blk) (1-12-16)
Had 5 steals: Devonte Hall, Northwestern State (5 steals) (11-27-15)

OPPONENT TEAM

Shot less than 30% in a game: Florida A&M (21.9%, 14-64) (1-4-14)
Shot less than 30% in a game (SEC): Alabama (28.6%,14-49) (2-6-13)
Shot less than 15% in a half: at Arkansas (14.8%, 4-27) (1-25-12)
Shot 60% in a game: at Kentucky, 64.7% (2/21/15)
Shot 60% in a game (SEC): at Kentucky, 64.7% (2/21/15)
Shot 69% 3fgs in a game: vs. UTEP in Honolulu, 69.2% (9-13) (12-25-11)
Shot 60% 3fgs in a game: at #22 Miss. State, 63.2% (12-19),(2-4-12)
Shot 55% or better and lost: Tennessee State 56.5% (26-46) (11-26-13)
Shot 55% or better and lost (SEC): Tennessee 59.2% (29-49) (2-7-09)
Shot 30% or less and won (SEC): Alabama 26.2% (11-42) (2-23-11)
Scored 100 points: at Kentucky (110 points), (2-21-15)
Scored 60 points in a half: at Ole Miss (63 points in 2nd half), (2-15-06)
Scored 70 points in a half: Northwestern State (72 pts in 2nd half), (11-15-13)
Scored 15 points or under in a 1st half: Grambling (15 pts) (12-11-12)
Scored 15 points or under in a 1st half (SEC): Georgia (15 pts) (2-1-12)
Scored 15 points or under in a 2nd half (SEC): Alabama (14 pts) (2-6-13)
Scored under 13 points in a 2nd half: Alabama A&M (12 points) (12-29-08)
Scored under 40 points in a game: Alabama (37 points) (2-6-13)
Scored under 50 points in a game (SEC): Florida (45 points) (1-20-11)
Had 50 rebounds: #18 Texas A&M (51 rebounds) (3-1-16)
Had +20 rebound margin: +24 (51-27), #18 Texas A&M (3-1-16)
Had 25 assists: at Kentucky (25 assists), (2-21-15)
Had 15 steals: at Alabama A&M (15 steals) (12-1-09)
Had 10 blocks: at Vanderbilt (10 blocks) (1-12-16)
Failed to make a 3-point field goal: Dayton (0-24) in Chicago Invitational in Hoffmann Estates, Ill. (11-28-08) • set NCAA Record
Attempted 40 free throws: vs. LSU (SECT) (44 attempts), (3-13-15)
Attempted 40 free throws (SEC): vs. LSU (SECT) (44 attempts), (3-13-15)
Attempted less than 10 free throws: LSU (3-8) (2/24/15)
Made 30 free throws: vs. Kentucky (SECT) (30-35) (3-14-15)
Attempted at least 30 free throws in a half: at LSU (26-36 - 2nd Half) (2-8-14)
Made at least 18 3-point field goals: Samford (18-of-33) (11-19-10)
Made at least 10 3-point fgs: Tennessee (11-of-25) (3-9-16)



LARGEST LEAD/LARGEST DEFICIT

Date	Opponent	Result	Largest Lead	Largest Deficit	Tied	Lead Changes
Nov. 13	UAB	W, 75-74	14 (30-16, 6:15 1st)	2 (74-72, :36 2nd)	2	2
Nov. 17	(1) Colorado	L, 91-84	15 (44-29, 3:48 1st)	14 (87-73, 3:22 2nd)	4	7
Nov. 20	Georgia Southern	W, 92-62	32 (92-60, :39 2nd)	1 (5-4, 17:37 1st)	2	10
Nov. 27	Northwestern State	W, 119-81	41 (119-78, :59 2nd)	7 (9-2, 15:33 1st)	3	3
Dec. 2	at Coastal Carolina	W, 81-78	18 (69-51, 10:25 2nd)	4 (4-0, 17:53 1st)	1	1
Dec. 12	(2) at Middle Tennessee	L, 88-81 (ot)	9 (38-29, HALF)	7 (88-81, :10 OT)	11	11
Dec. 15	Mercer	W, 78-71	11 (47-36, 15:35 2nd)	6 (27-21, 4:47 2nd)	5	10
Dec. 19	at Xavier (#10/10)	L, 85-61	---	25 (80-55, 4:19 2nd)	0	0
Dec. 22	(3) New Mexico	W, 83-78	8 (31-23, 5:56 1st)	6 (16-10, 14:19 1st)	7	13
Dec. 23	(3) Harvard	L, 69-51	---	20 (59-39, 11:45 2nd)	2	0
Dec. 25	(3) at Hawaii	L, 79-67	9 (60-51, 9:29 2nd)	12 (79-67, :26 2nd)	4	8
Jan. 2	Tennessee	W, 83-77	12 (22-10, 8:58 1st)	2 (36-34, 1:00 1st)	2	4
Jan. 5	South Carolina (#22/20)	L, 81-69	3 (3-0, 19:09 1st)	18 (43-25, 3:24 1st)	1	1
Jan. 9	at Missouri	L, 76-61	4 (15-11, 9:50 1st)	26 (74-48, 4:36 2nd)	7	3
Jan. 12	at Vanderbilt	L, 75-57	---	23 (66-43, 7:45 2nd)	0	0
Jan. 16	Kentucky (#14/13)	W, 75-70	7 (74-67, 0:20 2nd)	12 (47-35, 15:41 2nd)	11	11
Jan. 19	Alabama	W, 83-77	8 (10-2, 16:57 1st)	10 (24-14, 8:24 1st)	6	9
Jan. 23	at Florida	L, 95-63	3 (5-2, 19:24 1st)	32 (93-61, 2:24 2nd)	2	1
Jan. 27	at Ole Miss	L, 80-63	3 (10-7, 14:06 1st)	20 (69-49, 7:03 2nd)	5	9
Jan. 30	(4) Oklahoma State	L, 74-63	---	14 (27-13, 10:06 1st)	0	0
Feb. 2	LSU	L, 80-68	2 (8-6, 15:40 1st)	21 (70-49, 7:56 2nd)	2	10
Feb. 6	at Georgia	L, 65-55	1 (1-0, 17:02 1st)	25 (59-34, 6:38 2nd)	0	1
Feb. 9	at Tennessee	L, 71-45	---	33 (71-38, 3:36 2nd)	0	0
Feb. 13	Vanderbilt	L, 86-57	2 (2-0, 19:45 1st)	39 (78-39, 6:40 2nd)	1	1
Feb. 17	at Arkansas	W, 90-86	7 (27-20, 10:22 1st)	9 (61-52, 13:55 2nd)	8	12
Feb. 20	Ole Miss	L, 69-59	7 (7-0, 17:33 1st)	12 (55-43, 11:44 2nd)	3	1
Feb. 24	Georgia	W, 84-81	19 (37-18, 1:59 1st)	---	2	0
Feb. 27	at Alabama	L, 65-57	10 (44-34, 14:58 2nd)	10 (24-14, 7:34 1st)	3	2
Mar. 1	Texas A&M (#20/18)	L, 81-63	22 (75-53, 4:33 2nd)	11 (30-19, 5:28 1st)	2	8
Mar. 5	at Mississippi State	L, 79-66	8 (8-0, 16:58 1st)	24 (77-53, 4:00 2nd)	1	1
Mar. 9	(5) Tennessee	L, 97-59	---	41 (97-56, :49 2nd)	0	0

(1) ESPN College Hoops Tip-Off Marathon (Auburn, AL); (2) Nashville, TN (Bridgestone Arena); (3) Diamond Head Classic (Honolulu, HI); (4) Big 12/SEC Challenge (Auburn, AL); (5) SEC Tournament (Nashville, TN • Bridgestone Arena)

SPECIALTY STATS

(Auburn-Opponent)

Date	Opponent	W/L	Off Turnovers	2nd Chance	Paint	Fast Break	Bench
Nov. 13	UAB	W, 75-74	17-15	6-10	28-48	4-12	8-40
Nov. 17	(1) Colorado	L, 91-84	23-12	10-13	36-30	16-8	12-20
Nov. 20	Georgia Southern	W, 92-62	19-12	10-6	38-24	15-4	30-23
Nov. 27	Northwestern State	W, 119-81	26-22	4-4	48-22	22-10	36-23
Dec. 2	at Coastal Carolina	W, 81-78	16-10	11-9	22-28	2-6	13-14
Dec. 12	(2) at Middle Tennessee	L, 88-81 (ot)	11-15	13-10	38-36	2-13	11-18
Dec. 15	Mercer	W, 78-71	40-34	11-4	12-6	14-9	10-9
Dec. 19	at Xavier (#10/10)	L, 85-61	6-17	2-24	26-32	6-12	8-32
Dec. 22	(3) New Mexico	W, 83-78	25-7	6-2	34-24	6-0	20-2
Dec. 23	(3) Harvard	L, 69-51	21-18	8-8	26-34	2-2	32-16
Dec. 25	(3) at Hawaii	L, 79-67	11-12	3-13	20-20	0-0	6-15
Jan. 2	Tennessee	W, 83-77	16-20	5-19	30-40	5-4	16-18
Jan. 5	South Carolina (#22/20)	L, 81-69	22-28	6-9	24-32	4-12	3-24
Jan. 9	at Missouri	L, 76-61	5-13	9-15	18-30	2-10	5-40
Jan. 12	at Vanderbilt	L, 75-57	16-10	7-15	32-28	6-2	19-11
Jan. 16	Kentucky (#14/13)	W, 75-70	5-12	4-18	16-32	7-10	12-16
Jan. 19	Alabama	W, 83-77	16-11	11-13	22-30	0-4	8-25
Jan. 23	at Florida	L, 95-63	21-18	17-14	28-44	2-8	21-26
Jan. 27	at Ole Miss	L, 80-63	5-13	15-14	16-34	2-4	11-34
Jan. 30	(4) Oklahoma State	L, 74-63	2-10	10-7	22-26	4-4	6-26
Feb. 2	LSU	L, 80-68	11-21	11-8	20-46	2-18	33-21
Feb. 6	at Georgia	L, 65-55	13-10	4-10	18-34	4-14	13-12
Feb. 9	at Tennessee	L, 71-45	11-17	11-12	16-24	5-7	9-42
Feb. 13	Vanderbilt	L, 86-57	13-18	10-17	18-40	6-8	24-39
Feb. 17	at Arkansas	W, 90-86	18-26	9-12	36-26	10-16	7-31
Feb. 20	Ole Miss	L, 69-59	8-14	11-6	24-30	6-8	16-24
Feb. 24	Georgia	W, 84-81	11-12	8-2	22-22	7-14	16-4
Feb. 27	at Alabama	L, 65-57	11-14	9-12	24-28	2-6	21-21
Mar. 1	Texas A&M (#20/18)	L, 81-63	10-23	13-14	24-38	5-7	14-23
Mar. 5	at Mississippi State	L, 79-66	12-17	13-15	34-22	5-5	16-45
Mar. 9	(5) Tennessee	L, 97-59	8-14	10-17	20-32	2-7	15-33

(1) ESPN College Hoops Tip-Off Marathon (Auburn, AL); (2) Nashville, TN (Bridgestone Arena); (3) Diamond Head Classic (Honolulu, HI); (4) Big 12/SEC Challenge (Auburn, AL); (5) SEC Tournament (Nashville, TN • Bridgestone Arena)



• Exhibition Game 1 •

Auburn 99, Brevard College 59
October 30, 2015
Auburn Arena
Auburn, Ala.

Five Tigers scored in double figures as Auburn led from start to finish defeating Div. II Brevard College 99-59 at Auburn Arena in the exhibition opener for both teams. Cinmeon Bowers, who is the SEC's leading returner in double-doubles, led all scorers with 17 points and tallied 12 rebounds. Kareem Canty added 16 points, New Williams 16 points on 4-of-6 three-pointers, Tyler Harris 14 points and eight rebounds while T.J. Dunans pitched in 10 points, eight rebounds and three assists. Auburn was 14-of-34 (.412) from 3-point range, surpassing last year's high of 11 made 3s in three games. Canty was 4-of-10 from 3-point range while Dunans was 2-of-3 and freshman walk-on Zach Allison was 2-of-4 with six points and a game-high eight assists. Auburn outrebounded the Tornados 53-33 and forced 23 turnovers with a 23-11 advantage on points off turnovers. The Tigers had 10 turnovers. Auburn led 9-7 before a 15-0 run over 3:38 pushed the score to 24-7 with 10:53 left in the half. Three straight 3s extended the Tigers lead to 40-19. Jordon Granger sank a deep three as time expired to send the Tigers to the half leading 50-20. With the bench emptied, the Tigers had its largest lead at 99-56 on a 3 by walk-on Cole Stockton with :19 remaining. Demarcus Threatt, who is the second cousin of former Auburn running back Demetrius Threatt (1983-85), led Brevard with 16 points.

Brevard College	FG	3FG	FT	O-D-T	F	TP	A	T	B	S	M
Miles Leathers, F	2-6	0-2	5-10	2-8-10	5	9	0	4	0	3	25
Omar El Diraoui, F3-7	1-4	0-0	0-4-4	2	7	0	2	0	0	0	29
Alex Moe, C	1-4	0-2	1-2	0-1-1	4	3	1	2	0	0	19
Demarcus Threatt, G5-12	1-4	5-8	1-2	1-2	4	16	3	1	0	1	22
Stevie Williams, G1-4	0-0	2-2	2-3	5	4	0	6	0	1	0	23
Evan Dunham	4-6	3-4	1-4	1-2-3	1	12	1	1	1	0	23
DJ Bostick	2-6	1-4	0-0	0-1-1	2	5	1	0	0	0	24
Fred Rambert	1-3	0-2	0-1	0-0-0	0	2	0	0	0	1	12
Harry Singh	0-0	0-0	0-0	0-1-1	0	0	0	0	0	0	2
Will Brown	0-5	0-4	1-2	0-3-3	2	1	0	0	2	0	21
Team	1-2-3										
Totals	19-53	6-26	15-29	7-26-33	25	59	6	18	3	6	200

FG%: 1st Half 7-27 .259, 2nd Half 12-26 .462, Game 19-53 .358;
3FG%: 1st Half 2-12 .167, 2nd Half 4-14 .286, Game 6-26 .231;
FT%: 1st Half 4-10 .400, 2nd Half 11-19 .579, Game 15-29 .517;
Deadball Rebounds: 6.

Auburn	FG	3FG	FT	O-D-T	F	TP	A	T	B	S	M
Cinmeon Bowers, F7-10	1-1	3-3	3-9-12	0	17	2	2	0	3	23	
Tyler Harris, F	4-10	0-0	6-7	2-6-8	2	14	1	0	2	18	
Jordon Granger, F	1-7	1-6	1-2	1-1-2	1	4	4	0	1	17	
Kareem Canty, G	5-12	4-10	2-2	0-0-0	2	16	1	0	1	27	
T.J. Dunans, G	4-7	2-3	0-0	3-5-8	4	10	3	1	0	23	
Horace Spencer	4-4	0-0	1-5	2-3-5	4	9	0	0	1	15	
Jonathan Walker	0-1	0-1	0-0	0-1-1	1	0	1	0	0	8	
Zach Allison	2-4	2-4	0-1	1-2-3	3	6	8	2	0	24	
Devin Waddell	0-2	0-2	2-3	2-5-7	3	2	3	2	0	20	
Cole Blackstock	0-0	0-0	0-0	0-1-1	0	0	0	0	0	3	
Cole Stockton	2-3	1-1	0-0	0-0-0	0	5	0	0	0	4	
New Williams	5-10	4-6	2-2	2-1-3	4	16	2	0	0	18	
Team	1-1-2										
Totals	34-70	14-34	17-28	17-35-52	24	99	25	10	4	9	200

FG%: 1st Half 16-38 .421, 2nd Half 18-32 .563, Game 34-70 .486;
3FG%: 1st Half 6-18 .333, 2nd Half 8-16 .500, Game 14-34 .412;
FT%: 1st Half 12-18 .667, 2nd Half 5-10 .500, Game 17-28 .607;
Deadball Rebounds: 4.

SCORE BY PERIODS	1	2	F	
Brevard College	20	39	--	59
Auburn	50	49	--	99

OFFICIALS--Doug Shows, Mike Thibodeaux, Todd Austin
TECHNICAL FOULS--None
ATTENDANCE--6,999

• Exhibition Game 2 •

Auburn 114, Indianapolis 109 (ot)
November 5, 2015
Auburn Arena
Auburn, Ala.

Kareem Canty led five Tigers in double figures with 24 points and seven assists as Auburn defeated Div. II Indianapolis to a 114-109 overtime win in the final exhibition game. Tyler Harris added 20 points in 18 minutes, Horace Spencer 17 points, 11 rebounds and three blocks and Cinmeon Bowers 17 points and eight rebounds. Canty had a chance to win it in regulation but his 3-point attempt rimmed out at the buzzer with the score tied at 100. Back-to-back layups from Jordon Granger and Spencer gave Auburn the early overtime lead that the Tigers held the remainder of the period, as they outscored Indianapolis 14-9. Canty, who was perfect 13-of-13 from the free throw line went on an 8-0 run by himself in the second half to give Auburn an 88-82 lead with 5:57 left in regulation. The Harlem, N.Y., native scored 12 of the Tigers' 13 points during the stretch. T.J. Dunans added 14 points and tallied three assists, two blocks and two steals. Bowers added three assists and three steals. Auburn shot 55.6 percent from the floor while holding Indianapolis to 47.0 percent. The Tigers outscored the Greyhounds 54-28 in the paint. Indianapolis, coached by Bruce Pearl's former two-time Div. II National Player of the Year at Southern Indiana, Stan Gouard, shot 40.0 percent from 3-point range (14-35) as Eric Davidson tied an Auburn Arena record with eight 3-pointers made on 13 attempts. Davidson finished with 31 points while Jordan Loyd led the Greyhounds with 33 points. Gouard led Pearl's Southern Indiana team to its first national championship in 1995.

Indianapolis	FG	3FG	FT	O-D-T	F	TP	A	T	B	S	M
Tyler Rambo, F	4-7	1-2	3-4	1-1-2	3	12	0	3	0	2	16
Andrej Slavik, C	0-1	0-0	0-0	0-1-1	4	0	0	1	0	0	12
Jordan Loyd, G	7-13	2-7	17-18	1-9-10	5	33	4	1	0	2	43
Lucas Barker, G	1-9	0-3	1-2	2-6-8	3	8	4	0	1	0	41
Eric Davidson, G	10-16	8-13	3-4	2-2-4	2	31	0	0	0	0	39
Alex Etherington	5-11	3-6	6-6	0-4-4	5	19	1	0	0	0	26
J.Bond-Flournoy	0-0	0-0	0-0	0-0-0	0	0	0	1	0	0	2
Joe Retic	3-5	0-1	3-4	2-1-3	4	9	0	2	0	2	11
Jesse Kempson	0-3	0-3	0-0	0-3-3	5	0	1	0	0	0	15
Jamel Crocker	1-1	0-0	0-0	0-0-0	5	2	0	2	0	1	20
Team	3-1-4										
Totals	31-66	14-35	33-38	11-28-39	36	109	14	15	0	8	225

FG%: 1st Half 15-34 .441, 2nd Half 14-26 .538, OT 2-6 .333, Game 31-66 .470; 3FG%: 1st Half 6-17 .353, 2nd Half 8-15 .533, OT 0-3 .000, Game 14-35 .400; FT%: 1st Half 11-12 .917, 2nd Half 17-18 .944, OT 5-8 .625, Game 33-38 .868; Deadball Rebounds: 4.

Auburn	FG	3FG	FT	O-D-T	F	TP	A	T	B	S	M
Cinmeon Bowers, F7-11	0-1	3-13	1-7-8	2	17	3	0	0	3	35	
Tyler Harris, F	7-9	0-1	6-10	1-5-6	5	20	0	0	1	18	
Jordon Granger, F	3-4	2-3	0-0	1-2-3	5	8	1	3	2	0	25
Kareem Canty, G	5-12	1-4	13-13	0-3-3	2	24	7	2	0	1	37
New Williams, G	1-1	1-0	0-0	0-1-1	1	3	0	0	0	0	10
Horace Spencer	5-8	0-0	7-10	6-5-11	0	17	0	4	3	1	25
Bryce Brown	2-4	2-4	0-0	0-0-0	3	6	0	1	0	0	13
T.J. Dunans	5-8	1-2	3-4	0-1-1	4	14	3	1	2	2	30
Zach Allison	0-1	0-1	2-2	0-0-0	0	2	2	1	0	1	10
TJ Lang	1-3	1-2	0-0	0-1-1	1	3	0	1	0	0	9
Devin Waddell	0-1	0-1	0-0	0-0-0	2	0	1	0	0	0	13
Team	1-0-1										
Totals	36-62	8-20	34-52	10-25-35	25	114	17	13	8	225	

FG%: 1st Half 17-28 .607, 2nd Half 15-27 .556, OT 4-7 .571, Game 36-62 .581; 3FG%: 1st Half 5-10 .500, 2nd Half 2-8 .250, OT 1-2 .500, Game 8-20 .400; FT%: 1st Half 9-15 .600, 2nd Half 20-31 .645, OT 5-6 .833, Game 34-52 .654; Deadball Rebounds: 6.

SCORE BY PERIODS	1	2	OT	F	
Indianapolis	47	53	9	--	109
Auburn	48	52	14	--	114

OFFICIALS--Ron Groover, John Hampton, Kevin Fehr
TECHNICAL FOULS--None
ATTENDANCE--5,327

• Game 1 •

Auburn 75, UAB 74
November 13, 2015
Auburn Arena
Auburn, Ala.

Welcome to Auburn basketball T. J. Dunans, Tyler Harris and Kareem Canty. And Auburn can thank TJ Lang's clutch 3-pointer with 16.3 seconds left, too. The three newcomers combined for 51 points, and Lang's shot gave the Tigers the lead to send Auburn past UAB 75-74 in a rocking, and standing-room-only, Auburn Arena in the season-opener for both teams. UAB's last gasp was turned away with a Horace Spencer block with 1.8 seconds remaining. The crowd roared. Dunans and Harris are fresh arrivals. Canty was with the team but sat out last year after transferring. They all fit in Friday night. The new-look Tigers handled the Blazers, who returned all five starters from a team that made it to the third round of the NCAA Tournament last season. Canty scored 13 of his 20 points in the second half. Dunans added 17 points and Harris scored 14. Lang had played himself into foul trouble, but he was on the court for the biggest shot of the game. Spencer said it was the first time he's ever blocked a shot to win a game. Spencer was on the court on UAB's turnaround trip down the court. But just barely. Pearl said he considered taking him out. He stayed in for his fifth block of the game. Auburn was hot in the beginning, but UAB closed the first half on a hot streak and closed to 65-64 with 5:42 left. UAB took its first and only lead with 36 seconds remaining, setting the stage for Lang's big shot. The Tigers were playing shorthanded from the opening whistle. Guard Tahj Shamsid-Deen missed the game with a shoulder injury. Guard New Williams missed it with a sore knee. Guard Bryce Brown didn't play while serving a one-game suspension for playing in a summer league game. Auburn started fast, streaking to a 30-16 lead with 6:15 left and enjoyed a 10-point lead with three minutes left in the first half. But the Blazers finished with a flourish, outscoring the Tigers 11-2 to hit intermission down 40-37. UAB tied it at 42-all early in the second half.

UAB	FG	3FG	FT	O-D-T	F	TP	A	T	B	S	M
Tosin Mehinti, F	2-2	0-0	0-0	1-4-5	3	4	1	0	0	1	24
William Lee, F	1-8	0-2	0-1	0-3-3	2	2	3	2	3	2	25
Hakeem Baxter, G5-11	0-0	0-0	1-2-3	1	10	0	3	0	1	27	
Nick Norton, G	4-8	2-6	0-0	0-3-3	1	10	1	2	0	2	28
Robert Brown, G	3-10	1-3	1-2	0-4-4	2	8	11	3	1	2	32
Denzell Watts	0-0	0-0	2-2	0-1-1	2	2	1	1	0	0	14
Chris Cokley	12-19	0-0	1-2	8-4-12	3	25	1	2	2	0	22
Dirk Williams	1-3	1-1	4-4	1-1-2	1	7	0	0	0	0	10
Tyler Madison	3-6	0-1	0-0	1-0-1	2	6	0	0	0	0	10
Lewis Sullivan	0-3	0-0	0-0	1-0-1	3	0	1	0	0	0	8
Team	1-3-4										
Totals	31-70	4-13	8-11	14-25-39	20	74	19	13	6	8	200

FG%: 1st Half 16-39 .410, 2nd Half 15-31 .484, Game 31-70 .443;
3FG%: 1st Half 0-5 .000, 2nd Half 4-8 .500, Game 4-13 .308; FT%:
1st Half 5-7 .714, 2nd Half 3-4 .750, Game 8-11 .727; Deadball Rebounds: 0.

Auburn	FG	3FG	FT	O-D-T	F	TP	A	T	B	S	M
Cinmeon Bowers, F3-9	1-3	4-6	1-5-6	2	11	1	0	0	1	25	
Tyler Harris, F	4-9	0-1	6-8	2-3-5	1	14	1	5	1	0	31
Kareem Canty, G	5-12	3-6	7-8	0-5-5	2	20	4	2	0	0	34
T.J. Dunans, G	6-12	1-4	4-5	0-6-6	1	17	3	2	1	3	36
TJ Lang, G	1-2	1-2	2-2	0-0-0	4	5	0	0	0	1	14
Horace Spencer	2-4	0-0	1-2	3-4-7	2	5	0	1	5	0	21
Zach Allison	0-0	0-0	0-0	1-1-2	3	0	0	3	0	0	10
Jordon Granger	1-3	1-3	0-0	1-2-3	3	3	1	1	1	2	26
Devin Waddell	0-0	0-0	0-0	0-0-0	1	0	0	0	0	0	3
Team	0-2-2										
Totals	22-51	7-19	24-31	8-28-36	19	75	10	14	8	7	200

FG%: 1st Half 13-29 .448, 2nd Half 9-22 .409, Game 22-51 .431;
3FG%: 1st Half 4-12 .333, 2nd Half 3-7 .429, Game 7-19 .368;
FT%: 1st Half 10-12 .833, 2nd Half 14-19 .737, Game 24-31 .774;
Deadball Rebounds: 3.

SCORE BY PERIODS	1	2	F	
UAB (0-1)	37	37	--	74
Auburn (1-0)	40	35	--	75

OFFICIALS--Ron Groover, Olandis Poole, Sean Casey
TECHNICAL FOULS--None
ATTENDANCE--9,121 (c)



• Game 2 •

Colorado 91, Auburn 84

November 17, 2015

ESPN College Hoops Tip-Off Marathon
Auburn Arena • Auburn, Ala.

Kareem Canty couldn't miss early and Tyler Harris recorded the first double-double of his career, but not even their play could stop Colorado from erasing a 15-point deficit to beat Auburn 91-84 Tuesday afternoon in Auburn Arena in ESPN's College Hoops Tip-off Marathon. Canty hit his first seven shots, including five 3-pointers, and Harris was on his way with a solid effort as Auburn ran away from the Buffaloes early. But Colorado shot its way back into the game late in the first half and pulled away down the stretch. Harris had 23 points and 12 rebounds. Canty scored 19 in the first half and finished with 24. Auburn, coming off a win over UAB, welcomed two additional players to the lineup in Tahj Shamsid-Deen, who missed the opener with a hurt shoulder; and Bryce Brown, who had to sit out because he played in an extra summer league game. Everybody fit in early, and especially everything looked good when Auburn led 44-29. That's when Colorado came racing back. Auburn outscored Colorado by 12 in one run. Colorado returned the favor with a 10-0 run. A Canty dunk pushed Auburn's lead to 15 with 3:48 left in the half. But Colorado would close the half by outscoring Auburn 13-2 down the stretch to cut the Tigers' halftime advantage to 46-42.

Colorado	FG	3FG	FT	O-D-T	F	TP	A	T	B	S	M
Wesley Gordon, F	3-7	0-0	2-2	3-2-5	2	8	2	1	1	1	32
Josh Scott, F	8-10	0-0	8-10	1-8-9	2	24	2	2	3	0	32
Tre'Shaun Fletcher, G	1-2	0-0	2-2	0-2-2	3	4	1	1	0	0	20
Dominique Collier, G	3-6	0-1	2-2	0-2-2	3	8	5	2	0	1	23
George King, G	9-14	4-6	5-7	2-5-7	2	27	0	4	0	0	32
Thomas Akyazili, G	0-1	0-0	0-0	0-0-0	3	0	0	1	0	0	6
Xavier Talton	2-2	1-1	0-0	0-1-1	2	5	2	2	0	0	16
Tory Miller	2-4	0-0	0-0	1-1-2	4	4	0	1	1	0	16
Josh Fortune	3-8	3-7	2-3	1-4-5	2	11	1	2	0	0	23
Team				1-4-5							
Totals	31-54	8-15	21-26	9-29-38	23	91	13	17	5	2	200

FG%: 1st Half 16-27 .593, 2nd Half 15-27 .556, Game 31-54 .574;
3FG%: 1st Half 5-9 .556, 2nd Half 3-6 .500, Game 8-15 .533; FT%:
1st Half 5-7 .714, 2nd Half 16-19 .842, Game 21-26 .808; Deadball
Rebounds: 2.

Auburn	FG	3FG	FT	O-D-T	F	TP	A	T	B	S	M
Cinmeon Bowers, F	1-5	1-1	2-3	1-0-1	2	5	0	2	0	0	15
Tyler Harris, F	9-20	1-2	4-7	5-7-12	3	23	2	2	1	1	31
Kareem Canty, G	9-17	6-12	0-0	0-2-2	1	24	7	2	0	2	33
T.J. Dunans, G	5-8	0-1	4-6	0-1-1	4	14	1	4	0	1	29
TJ Lang, G	2-3	2-3	0-0	1-2-3	3	6	0	0	1	0	28
Horace Spencer	3-6	0-0	2-4	5-3-8	3	8	1	0	1	0	25
Bryce Brown	1-3	0-2	0-1	0-0-0	1	2	0	0	0	1	7
Tahj Shamsid-Deen	1-3	0-1	0-1	0-0-0	1	2	0	0	1	1	15
Jordan Granger	0-1	0-1	0-0	0-0-0	2	0	0	0	1	0	11
Devin Waddell	0-1	0-1	0-0	0-0-0	2	0	0	0	0	1	6
Team				1-2-3							
Totals	31-67	10-24	12-22	13-17-30	22	84	13	10	3	8	200

FG%: 1st Half 16-29 .552, 2nd Half 15-38 .395, Game 31-67 .463;
3FG%: 1st Half 8-14 .571, 2nd Half 2-10 .200, Game 10-24 .417;
FT%: 1st Half 6-10 .600, 2nd Half 6-12 .500, Game 12-22 .545;
Deadball Rebounds: 4.

SCORE BY PERIODS	1	2	F	
Colorado (1-1)	42	49	--	91
Auburn (1-1)	46	38	--	84

OFFICIALS--Antinio Petty, Lee Cassell, JB DeRosa
TECHNICAL FOULS--Horace Spencer, AU
ATTENDANCE--8,075

• Game 3 •

Auburn 92, Georgia Southern 62

November 20, 2015

Auburn Arena
Auburn, Ala.

Kareem Canty said after the last game he wanted to get Cinmeon Bowers more involved in Auburn's basketball plans. Consider it done. Bowers recorded his first double-double of the season to help Auburn beat Georgia Southern 92-62 in front of 7,806 fans in Auburn Arena. Bowers, who had 14 double-doubles last season, finished with 15 points and 13 rebounds in Auburn's third game. Bowers had 11 points and six points in Auburn's first game. He had five points and one rebound in the second game. He was back to his old form in Game 3. Auburn led 37-36 at the half. Then, methodically, Auburn pulled away behind a fine defensive effort that held the Eagles to 23.3 percent shooting in the second half. Blocking nine shots was a big part of that. Horace Spencer and T.J. Dunans each had three of those. Pearl credited guard Tahj Shamsid-Deen for spreading the defensive word. Dunans, as Pearl says, was a "stat stuffer" with 14 points, five assists, four rebounds and two assists. Canty scored 14 points and Bryce Brown came off the bench late to score 11. Auburn led 37-36 at the half. The Tigers led 73-53 with 7:35 remaining. Auburn was in position to take control in the first half with a 7-0 run that stretched its lead to 25-17 with seven minutes left. But, after taking a 10-point lead, Georgia Southern reeled off a 7-point run as Auburn led 37-36 at the half.

Ga. Southern	FG	3FG	FT	O-D-T	F	TP	A	T	B	S	M
Montae Glenn, F	0-3	0-0	0-0	3-5-8	3	0	0	0	0	1	15
Devonte Boykins, G	1-10	1-5	3-4	0-0-0	1	6	1	1	0	1	28
Mike Hughes, G	5-10	2-5	3-4	0-4-4	3	15	1	5	0	2	26
Ike Smith, G	5-10	3-8	0-0	1-6-7	3	13	1	4	0	0	29
Jake Allsmitter, G	2-9	1-6	0-0	1-3-4	4	5	3	2	0	0	29
Tookie Brown	2-7	0-1	7-8	0-2-2	3	11	1	4	0	3	23
Devince Boykins	1-3	0-1	3-7	2-3-5	2	5	1	1	0	1	16
Shawn O'Connell	1-2	0-0	1-2	0-2-2	3	3	0	0	0	0	13
Aubrey McRae	0-0	0-0	0-0	0-0-0	0	0	0	0	0	0	1
Jason Burnell	0-2	0-2	0-0	0-0-0	2	0	0	1	0	1	8
Coye Simmons	2-5	0-0	0-0	1-2-3	2	4	0	0	0	1	12
Team				2-1-3							
Totals	19-61	7-30	17-25	10-28-38	26	62	8	18	1	10	200

FG%: 1st Half 12-31 .387, 2nd Half 7-30 .233, Game 19-61 .311;
3FG%: 1st Half 6-17 .353, 2nd Half 1-13 .077, Game 7-30 .233;
FT%: 1st Half 6-8 .750, 2nd Half 11-17 .647, Game 17-25 .680;
Deadball Rebounds: 3.

Auburn	FG	3FG	FT	O-D-T	F	TP	A	T	B	S	M
Cinmeon Bowers, F	3-8	0-1	9-13	0-13-13	1	15	1	3	2	2	33
Tyler Harris, F	3-7	0-1	3-3	2-5-7	4	9	1	5	0	1	21
Kareem Canty, G	4-12	2-8	4-4	2-2-4	1	14	5	3	0	0	30
T.J. Dunans, G	5-7	1-2	4-4	0-1-1	2	15	5	1	3	2	30
TJ Lang, G	3-5	1-3	2-2	2-2-4	1	9	1	0	1	0	22
Horace Spencer	2-5	0-0	2-4	1-6-7	4	6	2	0	3	1	14
Bryce Brown	4-5	3-4	0-0	0-1-1	2	11	0	0	0	0	16
Tahj Shamsid-Deen	3-6	1-2	1-2	0-1-1	0	8	1	0	0	1	16
Jonathan Walker	0-1	0-1	0-0	0-0-0	0	0	0	0	0	0	2
Zach Allison	0-0	0-0	0-0	0-2-2	0	0	1	1	0	0	2
Jordan Granger	2-3	1-2	0-1	0-2-2	1	5	1	0	0	0	13
Devin Waddell	0-0	0-0	0-0	0-1-1	3	0	0	1	0	0	11
Team				0-1-1							
Totals	29-59	9-24	15-33	7-37-44	19	92	18	14	9	7	200

FG%: 1st Half 11-28 .393, 2nd Half 18-31 .581, Game 29-59 .492;
3FG%: 1st Half 5-14 .357, 2nd Half 4-10 .400, Game 9-24 .375;
FT%: 1st Half 10-14 .714, 2nd Half 15-19 .789, Game 25-33 .758;
Deadball Rebounds: 3.

SCORE BY PERIODS	1	2	F	
Georgia Southern (1-2)	36	26	--	62
Auburn (2-1)	37	55	--	92

OFFICIALS--Tim Gattis, Kevin Fehr, Lamar Simpson
TECHNICAL FOULS--none
ATTENDANCE--7,806

• Game 4 •

Auburn 119, Northwestern State 81

November 27, 2015

Auburn Arena
Auburn, Ala.

Six players in double figures. Seven players hit 3s. It was the fourth-highest point total in school history. Auburn was especially so in the second half as it romped past Northwestern State 119-81 in Auburn Arena. The Tigers scored 72 points in the second half to run away from what had been a 10-point halftime lead. Auburn hit 17 3-pointers, one off the school record. Tyler Harris scored 18 while Dunans hit 4-of-6 3-pointers. Kareem Canty added 17, Bryce Brown scored 15 and TJ Lang scored 12 for Auburn. That was quite the turnaround from the last time the Demons visited in 2013, when they scored 72 points in the second half in a 111-92 win. This game turned in the second half when Auburn rode one streak when it hit 8-of-11 3-point tries for a 78-60 lead. Then it was 85-61. Then it was 88-61 and the Tigers were still rolling. Auburn couldn't find its way early until it broke loose with an 8-point run to close out the first half for a 47-37 advantage.

Northwestern St.	FG	3FG	FT	O-D-T	F	TP	A	T	B	S	M
Matt Killian, F	1-2	0-0	2-3	1-2-3	1	4	0	0	0	1	22
Ishmael Lane, C	3-9	0-0	4-4	2-2-4	4	10	0	3	0	0	27
Devonte Hall, G	5-10	0-2	5-5	1-2-3	1	15	9	2	0	5	30
Malik Metoyer, G	0-1	0-1	0-0	1-1-2	0	0	1	2	1	1	11
Zeek Woodley, G	9-16	1-5	10-12	0-2-2	4	29	0	2	1	0	32
Levi Yancy	0-1	0-1	0-0	1-0-1	2	0	0	3	0	0	11
Ta'Jon Welcome	1-3	1-1	0-0	0-0-0	1	3	1	0	0	0	10
Reginald Kissonoolal	1-5	1-4	0-0	0-1-1	5	3	0	3	1	1	15
Sabri Thompson	5-11	2-6	0-0	1-4-5	2	12	1	2	1	1	28
Cody Cambre	0-1	0-1	0-0	0-0-0	0	0	0	0	0	0	3
Bailey Walker	2-3	1-1	0-0	0-1-1	0	5	2	2	0	1	11
Team				0-2-2							
Totals	27-62	6-22	21-24	7-17-24	20	81	14	19	4	10	200

FG%: 1st Half 12-31 .387, 2nd Half 15-31 .484, Game 27-62 .435;
3FG%: 1st Half 3-12 .250, 2nd Half 3-10 .300, Game 6-22 .273;
FT%: 1st Half 10-11 .909, 2nd Half 11-13 .846, Game 21-24 .875;
Deadball Rebounds: 2.

Auburn	FG	3FG	FT	O-D-T	F	TP	A	T	B	S	M
Cinmeon Bowers, F	6-10	1-2	3-3	5-5-10	2	16	3	5	0	2	26
Tyler Harris, F	8-10	0-0	2-2	1-3-4	3	18	4	3	0	3	27
Kareem Canty, G	7-14	3-8	0-0	0-6-6	2	17	10	1	0	0	30
T.J. Dunans, G	8-12	4-6	0-2	2-2-4	2	20	3	4	1	1	24
TJ Lang, G	4-5	3-3	1-2	2-3-5	1	12	1	1	0	1	19
Horace Spencer	2-4	0-0	2-4	1-4-5	3	6	0	2	1	1	13
Bryce Brown	5-9	4-8	1-2	0-0-0	1	15	0	0	0	2	28
Tahj Shamsid-Deen	1-4	1-2	0-0	0-3-3	1	3	0	1	0	0	9
Jonathan Walker	0-2	0-1	0-0	0-0-0	0	0	0	0	0	0	3
Patrick Keim	1-1	1-1	0-0	0-0-0	1	3	1	0	0	0	6
Zach Allison	0-0	0-0	0-0	0-0-0	0	0	0	1	0	0	3
Jordan Granger	0-1	0-1	4-4	0-1-1	4	4	0	0	0	0	8
Cole Blackstock	0-0	0-0	2-2	0-0-0	1	2	0	0	0	0	3
Cole Stockton	0-0	0-0	0-0	0-0-0	0	0	0	0	0	0	3
New Williams	1-2	0-0	1-2	0-0-0	0	3	0	0	0	1	8
Team				5-2-7							
Totals	43-74	17-32	16-23	16-29-45	21						



• Game 5 •

Auburn 81, Coastal Carolina 78
December 2, 2015
HTC Center
Conway, S.C.

Tyler Harris notched his second career double-double with 21 points and a career high-tying 12 rebounds to lead Auburn to an 81-78 victory over Coastal Carolina at the sold out HTC Center. It was the Tigers' first non-conference road win in three years. Auburn led by as much as 18 points at 69-51 with 10:25 left to play before Coastal went on a 27-10 run to close to within 79-78 on Elijah Wilson's fifth second half 3-pointer with 24 seconds remaining. Kareem Canty, who finished with 11 points, hit a pair of huge free throws with 11.7 seconds to go to give the Tigers a three-point lead. Coastal's game-tying three at the buzzer missed. Lang finished with 14 points on 4-of-8 3-pointers while Bryce Brown had 12 points and Cinmeon Bowers 12 points and seven rebounds. T.J. Dunans chipped in 10 points, five assists and two steals. A pair of Harris free throws gave Auburn its largest lead at 89-71 with 10:25 left, but a Coastal Carolina 9-1 run closed it to 75-65. A 3-pointer by Elijah Wilson and a dunk by Tristian Curtis increased Coastal's run to 14-3 as Auburn led 77-70 with 2:20 to go. Another Wilson 3 cut it to 78-73 with a minute remaining. Coastal used a 21-5 run to cut the lead to 79-78 with 24 seconds left. Wilson led Coastal with 25 points on 6-of-10 3-pointers.

Auburn	FG	3FG	FT	O-D-T	F	TP	A	T	B	S	M
Cinmeon Bowers,F	4-5	2-3	2-6	0-7-7	3	12	1	2	0	1	31
Tyler Harris, F	5-9	0-0	11-14	5-7-12	5	21	3	2	0	0	32
Kareem Canty, G	3-9	0-5	5-7	0-1-1	4	11	3	3	0	0	26
T.J. Dunans, G	4-10	2-5	0-0	1-1-2	3	10	5	3	0	2	32
TJ Lang, G	5-10	4-8	0-0	1-1-2	2	14	1	0	0	0	29
Horace Spencer	0-2	0-0	1-2	4-2-6	2	1	0	1	0	0	12
Bryce Brown	3-9	3-9	3-4	0-2-2	3	12	2	1	0	1	20
Patrick Keim	0-0	0-0	0-0	0-0-0	1	0	0	0	0	0	3
Jordon Granger	0-1	0-1	0-0	0-0-0	3	0	0	0	1	1	11
Devin Waddell	0-0	0-0	0-0	0-0-0	0	0	0	0	0	0	4
Team				1-6-7							
Totals	24-55	11-31	22-33	12-27	39	26	81	15	13	1	5

FG%: 1st Half 15-30 .500, 2nd Half 9-25 .360, Game 24-55 .436;
3FG%: 1st Half 8-18 .444, 2nd Half 3-13 .231, Game 11-31 .355;
FT%: 1st Half 6-7 .857, 2nd Half 16-26 .615, Game 22-33 .667;
Deadball Rebounds: 6.

Coastal Carolina	FG	3FG	FT	O-D-T	F	TP	A	T	B	S	M
Tristian Curtis, F	5-8	0-0	1-2	3-3-6	3	11	0	0	0	2	34
Badou Diagne, F	2-8	0-4	3-4	2-1-3	5	7	2	0	1	0	24
Shivaughn Wiggins,G	4-12	0-5	9-13	2-3-5	2	17	2	3	0	2	35
Elijah Wilson, G	8-15	6-10	3-4	1-2-3	3	25	0	1	0	2	35
Colton Ray-St.Cyr,G	2-7	0-2	0-2	2-3-5	2	4	3	1	0	1	28
Christian Adams	0-1	0-0	0-0	1-0-1	2	0	0	0	1	0	3
Jaylen Shaw	2-5	1-3	0-0	0-1-1	5	5	1	4	0	0	16
Michel Enanga	2-5	1-3	4-5	1-10-11	4	9	2	3	0	1	23
Ron Trapps	0-1	0-1	0-0	0-0-0	0	0	0	0	0	0	2
Team				2-2-4							
Totals	25-62	8-28	20-30	14-25	39	26	78	10	14	1	8

FG%: 1st Half 12-32 .375, 2nd Half 13-30 .433, Game 25-62 .403;
3FG%: 1st Half 2-12 .167, 2nd Half 6-16 .375, Game 8-28 .286;
FT%: 1st Half 11-16 .688, 2nd Half 9-14 .643, Game 20-30 .667;
Deadball Rebounds: 5.

SCORE BY PERIODS	1	2	F
Auburn (4-1)	44	37	--
Coastal Carolina (3-4)	37	41	--

OFFICIALS--Anthony Jordan, A.J. Desai, Jacyn Goble
TECHNICAL FOULS--Cinmeon Bowers, AU; Tristian Curtis, CCU
ATTENDANCE--3,286 (c)

• Game 6 •

Middle Tennessee 88, Auburn 81 (ot)
December 12, 2015
Bridgestone Arena
Nashville, Tenn.

No more ball screens. No more plays to free him up. Kareem Canty just wanted to shoot. Oh, Canty did, hitting his eighth 3-pointer, this one in dramatic fashion with 1.7 seconds left in regulation to force overtime, but it wasn't enough for Auburn in Bridgestone Arena. Middle Tennessee won 88-81 in front of a solid crowd of 7,322 Auburn and Blue Raider fans. Canty hit four 3-pointers in the final 1:54 to help Auburn to a 73-73 tie at the end of regulation. He finished with a career-high 28 points, seven assists and only one turnover in 39 minutes. Canty hit the big shots down the stretch, but Auburn also got help in the form of double-doubles from Cinmeon Bowers and Tyler Harris. Bowers finished with 19 points and a career-best 19 rebounds. Harris had his third double-double in six games with 14 points and a career-high 13 rebounds. Auburn led by nine points at the half. The second half was played on a see-saw with leads easily traded until Middle jumped ahead by four with four minutes remaining. The Blue Raiders led by five with 1:35 remaining. Canty shot Auburn back in the game. Reggie Upshaw led Middle Tennessee with 21 points and 13 rebounds. Auburn finished 11-of-24 from the foul line, including 6-of-16 after the half.

Auburn	FG	3FG	FT	O-D-T	F	TP	A	T	B	S	M
Cinmeon Bowers,F	6-19	0-2	7-10	6-13-19	4	19	2	4	0	1	33
Tyler Harris, F	5-11	0-1	4-9	3-10-13	5	14	0	1	1	0	33
Kareem Canty, G	10-20	8-13	0-0	0-1-1	0	28	7	1	0	0	39
T.J. Dunans, G	2-9	0-3	0-2	3-2-5	5	4	2	5	1	3	32
TJ Lang, G	2-5	1-3	0-0	0-2-2	4	5	0	1	0	1	37
Horace Spencer	2-4	0-0	0-3	4-0-4	4	4	1	1	0	0	16
Bryce Brown	2-5	1-3	0-0	1-1-2	1	5	0	1	0	0	18
Jordan Granger	1-1	0-0	0-0	0-0-0	1	2	0	0	0	0	6
Devin Waddell	0-0	0-0	0-0	0-0-0	0	0	0	0	0	0	2
New Williams	0-1	0-1	0-0	0-0-0	0	0	0	0	0	0	3
Team				1-0-1							
Totals	30-75	10-26	11-24	18-29	47	24	81	12	14	2	5

FG%: 1st Half 15-35 .429, 2nd Half 12-31 .387, OT 3-9 .333, Game 30-75 .400; 3FG%: 1st Half 3-10 .300, 2nd Half 7-14 .500, OT 0-2 .000, Game 10-26 .385; FT%: 1st Half 5-8 .625, 2nd Half 4-12 .333, OT 2-4 .500, Game 11-24 .458; Deadball Rebounds: 6.

Middle Tennessee	FG	3FG	FT	O-D-T	F	TP	A	T	B	S	M
Darnell Harris, F	4-14	0-4	5-6	5-4-9	4	13	1	1	1	0	36
Perrin Buford, F	6-9	0-1	0-0	1-5-6	4	12	1	0	0	1	32
Reggie Upshaw,F	8-17	0-2	5-8	6-7-13	1	21	4	0	1	3	41
Jaquawn Raymond,G	1-5	1-3	3-4	0-5-5	3	6	3	3	0	0	35
Giddy Potts, G	5-8	2-4	6-8	0-4-4	3	18	2	3	1	0	29
Joshua Phillips	0-0	0-0	0-0	0-1-1	1	0	0	1	0	0	2
Xavier Habersham	0-1	0-1	0-0	0-1-1	1	0	0	0	0	0	3
Edward Simpson	4-5	4-5	1-2	0-2-2	2	13	2	2	0	1	31
Aldonis Foote	0-2	0-0	0-0	1-0-1	1	0	0	0	0	0	3
Quavius Copeland	2-5	1-2	0-2	0-4-4	0	5	1	1	0	0	11
Karl Gamble	0-0	0-0	0-0	0-0-0	1	0	0	0	0	0	2
Team				0-1-1							
Totals	30-66	8-22	20-30	13-34	47	21	88	14	12	3	5

FG%: 1st Half 12-29 .414, 2nd Half 15-32 .469, OT 3-5 .600, Game 30-66 .455; 3FG%: 1st Half 4-11 .364, 2nd Half 4-11 .364, OT 0-0 .000, Game 8-22 .364; FT%: 1st Half 1-4 .250, 2nd Half 10-16 .625, OT 9-10 .900, Game 20-30 .667; Deadball Rebounds: 4.

SCORE BY PERIODS	1	2	OT	F
Auburn (4-2)	38	35	8	--
Middle Tennessee (6-2)	29	44	15	--

OFFICIALS--John Hampton, Keith Kimble, Doug Simmons
TECHNICAL FOULS--None
ATTENDANCE--7,322

• Game 7 •

Auburn 78, Mercer 71
December 15, 2015
Auburn Arena
Auburn, Ala.

Bruce Pearl saw Kareem Canty hit the floor, saw his pained expression and expected the worst. Not so. Canty laid there for a bit, was helped up, limped to the locker room and, 52 seconds off the game clock later, returned and quickly hit a downtown 3-pointer to help Auburn beat Mercer 78-71 in Auburn Arena. Canty led Auburn with 21 points that included his comeback 3, and then another with 29 seconds left to stretch a 1-point lead into a bit of breathing room. And so there he was again, hitting four 3-pointers after hitting eight 3-pointers the game before in Nashville. His final one came with a 69-68 lead. Canty had help. Tyler Harris recorded his third straight double-double, this time with 20 points and 11 rebounds. Cinmeon Bowers scored 13 points and had 11 rebounds. T.J. Dunans added 14 points. But it wasn't easy. Auburn guard TJ Lang hurt his ankle early in the game and did not return. Yet another guard, Tahj Shamsid-Deen, returned to the lineup wearing a brace after a 17-day layoff as he nursed a hurt shoulder. Pearl predicted Canty would be out a couple of days with his injured ankle. Auburn led at the half as it has in every game this season, this time 32-31 thanks to a Dunans dunk right before the buzzer. His 12 points led all scorers in the first half and it took fancy shooting in the final minutes to make that happen. The Tigers were hovering around 29 percent shooting until it closed out the half by hitting five of their final six shots. Auburn went on a 20-5 run from late in the first half through the early stages of the second half, but Mercer did not go away. The Tigers led 65-63 with 3:47 remaining and 69-68 with 1:20 left. Canty stretched that lead with his 3-pointer with 29 seconds left.

Mercer	FG	3FG	FT	O-D-T	F	TP	A	T	B	S	M
Desmond Ringer,F	4-8	0-0	1-1	4-3-7	4	9	0	2	0	0	23
Stephon Jelks, F	5-12	1-4	1-2	6-9-15	2	12	2	1	0	1	36
Phillip Leonard, G	1-4	0-1	2-7	0-1-1	5	4	3	2	0	1	17
Jestin Lewis, G	11-19	3-7	3-4	1-4-5	1	28	2	2	0	0	31
Demetre Rivers, G	3-5	1-2	2-2	1-1-2	1	9	1	1	0	0	22
Jordan Strawberry	1-7	1-4	0-0	1-3-4	0	3	5	0	0	1	26
Cory Kilby	0-0	0-0	0-0	0-1-1	1	0	0	0	0	0	4
Ethan Stair	0-1	0-0	0-0	1-1-2	2	0	0	2	0	0	10
Lawrence Brown	2-4	0-0	0-0	0-2-2	2	4	0	0	1	0	14
James Bento	0-0	0-0	0-0	0-0-0	0	0	0	0	0	0	0
Jibri Bryan	1-2	0-1	0-0	0-3-3	0	2	2	1	0	0	14
Niklas Ney	0-0	0-0	0-0	0-0-0	1	0	0	0	0	0	2
Andrew Fishler	0-0	0-0	0-0	0-1-1	0	0	0	0	0	0	1
Team				3							
Totals	28-62	6-19	9-16	14-32	46	19	71	15	11	2	3

FG%: 1st Half 13-33 .394, 2nd Half 15-29 .517, Game 28-62 .452;
3FG%: 1st Half 3-14 .214, 2nd Half 3-5 .600, Game 6-19 .316; FT%:
1st Half 2-5 .400, 2nd Half 7-11 .636, Game 9-16 .563; Deadball Rebounds: 3.

Auburn	FG	3FG	FT	O-D-T	F	TP	A	T	B	S	M
Cinmeon Bowers,F	5-11	0-0	3-6	4-8-12	2	13	0	2	0	1	26
Tyler Harris, F	8-14	1-2	3-8	3-8-11	3	20	2	3	0	0	35
Kareem Canty, G	6-14	4-9	5-6	0-0-0	2	21	6	0	1	1	31
T.J. Dunans, G	6-12	2-5	0-0	1-1-2	2	14	4	2	4	1	37
TJ Lang, G	0-0	0-0	0-0	0-0-0	0	0	0	0	0	0	1
Horace Spencer	1-4	0-0	0-0	3-4-7	3	2	0	0	2	1	16
Bryce Brown	3-9	2-7	0-0	2-2-4	2	8	0	0	0	0	31
Tahj Shamsid-Deen	0-3	0-3	0-0	0-1-1	0	0	4	0	0	0	12
Jordan Granger	0-0	0-0	0-0	0-0-0	0	0	1	0	0	1	8
Team				1							
Totals	29-67	9-26	11-20	14-24	38	14	78	17	7	6	2

FG%: 1st Half 12-33 .364, 2nd Half 17-34 .500, Game 29-67 .433;
3FG%: 1st Half 4-13 .308, 2nd Half 5-13 .385, Game 9-26 .346; FT%:
1st Half 4-8 .500, 2nd Half 7-12 .583, Game 11-20 .550; Deadball Rebounds: 1.

SCORE BY PERIODS	1	2	F
Mercer (8-2)	31	40	--
Auburn (5-2)	32	46	--

OFFICIALS--Olandis Poole, Kevin Fehr, Michael Roberts
TECHNICAL FOULS--None
ATTENDANCE--8,033



• Game 8 •

#10 Xavier 85, Auburn 61
December 19, 2015
Cintas Center
Cincinnati, Ohio

Kareem Canty scored 25 points with five 3s as Auburn fell to No. 10 Xavier 85-61 at the Cintas Center. Xavier led from start to finish after scoring the game's first eight points. The Musketeers stretched their lead to 18-6 on a Jalen Reynolds baseline shot that hit the top of the backboard and went in eight minutes into the game. A quick 7-0 run put the Musketeers ahead 26-11 on a deep 3 by Edmond Sumner. Xavier had its largest lead of the opening period at 28-12 with 8:14 remaining, but Auburn kept chipping away behind Canty's 14 first half points on 3-of-5 3-pointers to trail 39-30 at intermission. The Musketeers scored six straight points to take a 56-39 lead with 14:15 remaining, and Xavier led by as much as 80-55 with 4:18 to go on a Myles Davis 3. Cinmeon Bowers notched his fifth double-double in six games with 12 points and 11 rebounds while T.J. Dunans added 10 points. Reynolds led five Xavier players in double figures with 18 points. Tahj Shamsid-Deen re-injured his right shoulder after playing only six minutes and didn't return.

Auburn	FG	3FG	FT	O-D-T	F	TP	A	T	B	S	M
Cinmeon Bowers,F	4-11	1-3	3-3	3-8-11	3	12	0	0	1	0	33
Tyler Harris, F	2-3	0-1	0-0	1-3-4	5	4	0	1	1	1	18
Kareem Canty, G	8-16	5-9	4-7	0-4-4	1	25	4	4	0	0	36
Bryce Brown, G	1-7	0-4	0-0	0-0-0	0	2	0	1	0	0	25
T.J. Dunans, G	4-10	1-2	1-2	0-1-1	5	10	1	4	1	0	25
Horace Spencer	1-1	0-0	1-3	1-0-1	4	3	0	0	0	0	17
Tahj Shamsid-Deen	0-1	0-0	0-0	0-1-1	0	0	1	1	0	1	6
Patrick Keim	0-0	0-0	0-0	0-0-0	0	0	0	0	0	0	2
Zach Allison	0-0	0-0	0-0	0-0-0	0	0	0	0	0	0	1
TJ Lang	0-1	0-1	2-2	0-1-1	3	2	3	1	0	1	14
Jordan Granger	1-2	0-0	0-0	0-0-0	0	2	0	1	1	0	12
Devin Waddell	0-0	0-0	1-2	0-0-0	2	1	0	0	0	0	9
New Williams	0-0	0-0	0-0	0-0-0	0	0	0	0	0	0	2
Team	3										
Totals	21-52	7-20	12-19	8-18-26	23	61	9	14	4	3	200

FG%: 1st Half 10-25 .400, 2nd Half 11-27 .407, Game 21-52 .404; 3FG%: 1st Half 3-9 .333, 2nd Half 4-11 .364, Game 7-20 .350; FT%: 1st Half 7-8 .875, 2nd Half 5-11 .455, Game 12-19 .632; Deadball Rebounds: 2.

Xavier	FG	3FG	FT	O-D-T	F	TP	A	T	B	S	M
Jalen Reynolds, F	7-9	0-0	4-6	2-4-6	4	18	0	2	0	1	21
Edmond Sumner,F	3-6	3-5	4-6	0-6-6	3	13	5	2	0	1	20
Trevon Bluiett, G	4-11	3-7	2-2	0-4-4	1	13	1	0	0	2	29
Remy Abell, G	1-1	1-1	1-2	2-1-3	2	4	2	0	0	0	22
Myles Davis, G	2-9	1-5	0-0	0-1-1	1	5	5	1	0	3	27
Larry Austin Jr.	0-2	0-0	0-0	0-0-0	1	0	1	2	0	0	15
James Farr	5-8	0-2	2-2	4-7-11	1	12	1	1	3	1	20
Makinde London	1-1	1-1	0-0	0-0-0	0	3	0	0	1	0	4
Tim Stainbrook	0-0	0-0	0-0	0-0-0	0	0	0	0	0	0	2
Kaiser Gates	1-1	0-0	1-1	0-1-1	2	3	0	0	0	1	10
Sean O'Mara	3-6	0-0	4-4	3-3-6	3	10	1	0	0	0	14
J.P. Macura	2-4	0-1	0-1	2-0-2	5	4	4	1	0	1	16
Team	2										
Totals	29-58	9-22	18-24	15-27-42	23	85	20	10	4	10	200

FG%: 1st Half 15-31 .484, 2nd Half 14-27 .519, Game 29-58 .500; 3FG%: 1st Half 4-12 .333, 2nd Half 5-10 .500, Game 9-22 .409; FT%: 1st Half 5-7 .714, 2nd Half 13-17 .765, Game 18-24 .750; Deadball Rebounds: 3.

SCORE BY PERIODS	1	2	F
Auburn (5-3)	30	31	--
Xavier (11-0)	39	46	--
			81

OFFICIALS--Jeff Clark, Joe Lindsay, Mike Nance
TECHNICAL FOULS--None
ATTENDANCE--10,018

• Game 9 •

Auburn 83, New Mexico
December 22, 2015
Diamond Head Classic First Round
Stan Sheriff Center • Honolulu, Hawai'i

Kareem Canty scored 27 points, T.J. Dunans a career-high tying 20 and Cinmeon Bowers came off the bench for his sixth double-double in seven games with 12 points and 12 rebounds to lead Auburn to a thrilling 83-78 victory over New Mexico in the Diamond Head Classic first round at the Stan Sheriff Center. The biggest shot came on Canty's fifth 3 as the Tigers were clinging to a one-point lead with under 30 seconds to play. Canty's deep trey gave Auburn a 79-75 lead with 26 seconds left. A Dunans steal and Bowers dunk put the Tigers up 81-75 with 16 seconds remaining but New Mexico's Elijah Brown, who had a career-high 33 points on 6-of-9 3-pointers, cut the lead in half with 12 seconds left. Dunans split four free throws in the final seconds to seal the win. After falling behind 19-13 as New Mexico made 5 of its first 6 3-pointers, Auburn used an 18-4 run on three straight 3s, one by Jordan Granger sandwiched between two from Kareem Canty to give the Tigers their largest lead of the first half at 31-23 with 5:56 left. The Tigers defense held the Lobos for eight minutes without a field goal until Elijah Brown's 3 with :03 left cutting Auburn's halftime lead to 41-36. New Mexico opened the second half with a 17-6 run in less than four minutes to regain the lead 53-47. Auburn answered with eight straight points, including five straight by Canty, to go back ahead 59-55 with 13:10 to play. The Lobos had a 10-0 run to counter for a 65-59 lead halfway through the second half. The Tigers answered back with a 12-5 run for a 72-71 lead on a Bowers dunk and Canty layin with 4:16 left. Five of New Mexico's first seven field goal were from 3, including three from Cullen Neal, one a 25-foot bank-in. Auburn forced 22 turnovers and outscored New Mexico 25-7 in points off turnovers.

Auburn	FG	3FG	FT	O-D-T	F	TP	A	T	B	S	M
Horace Spencer, F	2-3	0-0	2-3	0-5-5	4	6	0	4	3	2	23
Tyler Harris, F	2-5	0-0	0-0	1-2-3	4	4	0	2	0	1	11
Kareem Canty, G	9-21	5-14	4-4	1-0-1	2	27	7	2	0	3	33
T.J. Dunans, G	6-7	1-2	7-10	0-3-3	3	20	2	2	1	2	33
TJ Lang, G	2-6	2-5	0-0	0-1-1	2	6	1	1	0	0	24
Bryce Brown, G	1-6	1-5	0-0	1-0-1	1	3	2	2	0	1	16
Cinmeon Bowers,F	4-8	0-2	4-7	2-10-12	3	12	0	3	1	0	30
Jordan Granger	2-2	1-1	0-0	0-2-2	1	5	0	0	0	1	13
Devin Waddell	0-0	0-0	0-0	1-3-4	3	0	1	1	0	1	15
New Williams	0-1	0-1	0-0	1-0-1	0	0	0	0	0	0	2
Team	0										
Totals	28-59	10-30	17-24	7-26-33	23	83	13	17	5	11	200

FG%: 1st Half 14-33 .424, 2nd Half 14-26 .538, Game 28-59 .475; 3FG%: 1st Half 6-18 .333, 2nd Half 4-12 .333, Game 10-30 .333; FT%: 1st Half 7-9 .778, 2nd Half 10-15 .667, Game 17-24 .708; Deadball Rebounds: 3.

New Mexico	FG	3FG	FT	O-D-T	F	TP	A	T	B	S	M
Sam Logwood, F	2-6	0-2	1-1	1-3-4	4	5	3	6	0	1	34
Tim Williams, F	4-9	0-0	2-5	0-4-4	3	10	2	0	0	0	34
Objij Aget, C	2-2	0-0	3-4	2-7-9	2	7	2	2	0	2	34
Cullen Neal, G	6-17	4-10	5-6	0-3-3	4	21	3	4	0	2	38
Elijah Brown, G	10-17	6-9	7-9	0-7-7	4	33	0	5	0	1	35
Xavier Adams	0-0	0-0	0-2	0-0-0	2	0	0	1	0	0	6
Joe Furstinger	0-2	0-1	0-0	1-1-2	1	0	0	1	0	1	13
Tim Jacobs	0-0	0-0	0-0	0-0-0	0	0	0	1	0	0	3
Anthony Mathis	1-1	0-0	0-0	0-1-1	1	2	0	0	0	0	3
Team	2										
Totals	25-54	10-22	18-27	5-27-32	21	78	8	22	2	5	200

FG%: 1st Half 9-30 .300, 2nd Half 16-24 .667, Game 25-54 .463; 3FG%: 1st Half 6-14 .429, 2nd Half 4-8 .500, Game 10-22 .455; FT%: 1st Half 12-18 .667, 2nd Half 6-9 .667, Game 18-27 .667; Deadball Rebounds: 8.

SCORE BY PERIODS	1	2	F
Auburn (6-3)	41	42	--
New Mexico (7-4)	36	42	--
			78

OFFICIALS--Don Daly, Rick Batshel, Tommy Short
TECHNICAL FOULS--Cinmeon Bowers, AU
ATTENDANCE--7,161

• Game 10 •

Harvard 69, Auburn 51
December 23, 2015
Diamond Head Classic Semifinals
Stan Sheriff Center • Honolulu, Hawai'i

Cinmeon Bowers had 17 points and nine rebounds, Tyler Harris 12 points and 12 boards and Bryce Brown added 13 points as Auburn lost to Harvard 69-51 in the Hawaiian Airlines Diamond Head Classic semifinals at the Stan Sheriff Center. The Tigers only shot 30 percent from the floor, 24 percent from 3-point range and 41 percent from the foul line. Leading scorer Kareem Canty, who came into the game averaging 20.8 points, scored three points on 1-of-15 shooting, including 1-of-8 from behind the arc. Harvard jumped out to a 17-4 lead less than six minutes in and pushed it to 28-12. Auburn scored six straight points over 47 seconds to make it 28-18 with 4:29 left in the first. Auburn closed on a 7-2 run to make it 40-29 Harvard at the half. T.J. Dunans injured his left knee going for a rebound with one second remaining in the half and did not return. Harvard scored eight straight points to take its largest lead at 59-39 with 11:43 remaining. Auburn answered with an 8-0 run to close to within 59-47 with 8:27 to go. The Tigers missed 17 of their last 18 shots from the floor as Harvard pulled away.

Auburn	FG	3FG	FT	O-D-T	F	TP	A	T	B	S	M
Horace Spencer, F	0-3	0-0	1-2	1-3-4	3	1	0	3	1	1	16
Tyler Harris, F	4-10	0-1	4-5	5-7-12	4	12	0	3	0	0	22
Kareem Canty, G	1-15	1-8	0-1	1-0-1	1	3	6	3	0	1	35
T.J. Dunans, G	0-1	0-1	0-0	0-1-1	1	0	2	4	1	0	13
TJ Lang, G	1-3	1-3	0-0	0-1-1	0	3	0	0	0	2	23
Bryce Brown, G	5-11	3-7	0-0	0-2-2	1	13	0	1	0	0	22
Cinmeon Bowers,F	7-17	1-3	2-9	3-6-9	2	17	2	0	0	2	35
Patrick Keim	0-1	0-1	0-0	0-0-0	0	0	0	0	0	0	3
Jordan Granger	1-1	0-0	0-0	2-2-4	3	2	0	0	0	0	18
Devin Waddell	0-0	0-0	0-0	2-0-2	3	0	0	1	0	0	9
New Williams	0-1	0-1	0-0	0-1-1	1	0	0	0	0	0	4
Team	2										
Totals	19-63	6-25	7-17	15-24-39	19	51	10	16	2	6	200

FG%: 1st Half 11-27 .407, 2nd Half 8-36 .222, Game 19-63 .302; 3FG%: 1st Half 4-10 .400, 2nd Half 2-15 .133, Game 6-25 .240; FT%: 1st Half 3-6 .500, 2nd Half 4-11 .364, Game 7-17 .412; Deadball Rebounds: 8.

Harvard	FG	3FG	FT	O-D-T	F	TP	A	T	B	S	M
Zena Edosomwan,F	4-10	0-0	5-10	1-5-6	3	13	3	0	1	1	29
Evan Cummins, F	5-6	0-0	3-3	2-3-5	4	13	5	1	2	0	25
Tommy McCarthy,G	1-4	0-2	0-0	1-0-1	2	2	0	6	0	0	19
Corey Johnson, G	5-13	4-9	0-0	1-4-5	0	14	0	3	0	0	37
Agunwa Okolie, G	5-8	0-0	1-1	2-4-6	4	11	2	3	1	1	32
Patrick Steeves	3-5	2-4	2-4	0-7-7	3	10	3	1	0	0	23
Chris Egi	0-0	0-0	0-2	0-0-0	0	0	0	0	0	0	4
Corbin Miller	2-6	2-6	0-0	0-3-3	1	6	2	1	0	0	29
Weisner Perez	0-1	0-0	0-0	0-1-1	0	0	0	0	0	0	2
Team	5										
Totals	25-53	8-21	11-20	8-31-39	17	69	15	16	4	2	200

FG%: 1st Half 16-28 .571, 2nd Half 9-25 .360, Game 25-53 .472; 3FG%: 1st Half 5-9 .556, 2nd Half 3-12 .250, Game 8-21 .381; FT%: 1st Half 3-6 .500, 2nd Half 8-14 .571, Game 11-20 .550; Deadball Rebounds: 5.

SCORE BY PERIODS	1	2	F
Auburn (6-4)	29	22	--
Harvard (5-6)	40	29	--
			69

OFFICIALS--Keith Kimble, Larry Spaulding, Mike Greenstein
TECHNICAL FOULS--None
ATTENDANCE--6,437



• Game 11 •

Hawai'i, Auburn 61
December 25, 2015

Diamond Head Classic 3rd Place Game
Stan Sheriff Center • Honolulu, Hawai'i

Kareem Canty had 22 points and 8 assists, Bryce Brown a career-high 20 points on six 3s and Tyler Harris 15 points and 9 rebounds but Auburn lost at Hawai'i 79-67 in the Diamond Head Classic third place game at the Stan Sheriff Center. The Tigers made 9-of-10 field goals and were rolling as they came back from eight down to take its largest lead at 60-51 with 9:25 remaining on Canty's fourth three of the second half. Canty scored all but two of his points in the second half. That is where the game changed. Hawai'i went 25-of-34 from the foul line, including 19-of-25 in the second half, compared to only 9-of-13 for Auburn for the game. Both Horace Spencer and Tyler Harris fouled out and Canty picked up his fourth foul just under nine minutes to play. Jordon Granger also had four fouls. The Rainbows closed the game on a 29-7 run by making only five field goals. After falling behind 16-8, Auburn scored 10 straight points to take their first lead of the game at 18-16 with 8:17 left in the first half. Brown hit four of his first six 3-pointers attempted as the Tigers pushed their lead to 26-21 with five minutes left in the half. Brown's 14 first half points led Auburn to a 30-29 halftime lead. After Auburn scored the opening basket of the second half, Hawai'i scored 11 straight to retake the lead at 40-32, including eight by Roderick Bobbitt, who had 30 points on 6-of-7 3-pointers after a career-high 32 points in the 84-81 loss to No. 3 Oklahoma in the semifinals. Stefan Jankovic added 21 points for the Rainbows. The Tigers responded with 11 consecutive points of their own with a pair of Brown 3s, his fifth and sixth, as Auburn regained the lead at 44-42 13:20 left.

Auburn	FG	3FG	FT	O-D-T	F	TP	A	T	B	S	M
Horace Spencer, F	1-4	0-0	0-0	1-4-5	5	2	1	0	1	0	10
Tyler Harris, F	6-12	1-1	2-3	3-6-9	5	15	1	1	0	0	32
Kareem Canty, G	7-17	5-14	3-4	0-2-2	4	22	8	7	0	3	37
Bryce Brown, G	7-13	6-12	0-0	0-3-3	3	20	1	2	0	0	36
TJ Lang, G	1-2	0-1	0-0	1-1-2	2	2	0	0	0	1	22
Cinmeon Bowers, F	1-6	0-0	4-6	2-5-7	2	6	1	3	1	0	34
Patrick Keim	0-0	0-0	0-0	0-0-0	1	0	0	1	0	0	3
Jordon Granger	0-1	0-1	0-0	0-2-2	4	0	0	1	0	0	24
Devin Waddell	0-0	0-0	0-0	0-0-0	1	0	0	1	0	0	2
Team	2										
Totals	23-55	12-29	9-13	8-24-32	28	67	12	16	2	4	200

FG%: 1st Half 11-28 .393, 2nd Half 12-27 .444, Game 23-55 .418;
3FG%: 1st Half 5-14 .357, 2nd Half 7-15 .467, Game 12-29 .414;
FT%: 1st Half 3-4 .750, 2nd Half 6-9 .667, Game 9-13 .692; Deadball Rebounds: 3.

Hawai'i	FG	3FG	FT	O-D-T	F	TP	A	T	B	S	M
Stefan Jankovic, F	6-13	3-5	6-9	3-5-8	2	21	1	1	2	1	34
Mike Thomas, F	1-3	0-0	3-4	1-2-3	2	5	3	0	0	0	18
Roderick Bobbitt, G	8-13	6-7	8-8	0-4-4	3	30	1	4	0	2	40
Quincy Smith, G	1-1	0-0	0-2	0-2-2	2	2	3	1	0	0	18
Aaron Valdes, G	1-8	0-3	4-4	2-5-7	0	6	1	1	1	2	34
Isaac Fleming	1-5	0-4	3-6	0-1-1	4	5	1	1	0	0	27
Sai Tummala	2-4	1-3	1-1	1-2-3	4	6	0	0	0	0	11
Stefan Jovanovic	2-7	0-0	0-0	3-3-6	3	4	0	3	2	0	17
Sheriff Drammeh	0-0	0-0	0-0	0-0-0	0	0	0	0	0	0	1
Team	2										
Totals	22-54	10-22	25-34	11-25-36	20	79	10	11	5	5	200

FG%: 1st Half 10-27 .370, 2nd Half 12-27 .444, Game 22-54 .407;
3FG%: 1st Half 3-8 .375, 2nd Half 7-14 .500, Game 10-22 .455; FT%:
1st Half 6-9 .667, 2nd Half 19-25 .760, Game 25-34 .735; Deadball Rebounds: 6.

SCORE BY PERIODS	1	2	F	
Auburn (6-5)	30	37	--	67
Hawai'i (9-2)	29	50	--	79

OFFICIALS--Larry Spaulding, Ken Ditty, Rick Batsell
TECHNICAL FOULS--Auburn bench
ATTENDANCE--7,251

• Game 12 •

Auburn 83, Tennessee 77
January 2, 2016
Auburn Arena
Auburn, Ala.

Bryce Brown, Kareem Canty and Tyler Harris combined for 59 points to lead Auburn to an 83-77 win over Tennessee in the SEC opener for both teams in Auburn Arena. Brown, a freshman who scored the first eight points of the second half to give Auburn the lead for good, finished with a career-high 20 points for the second straight game, going 5-of-8 from 3-point range. Canty also had 20 points on 5-of-9 3s while Tyler Harris had his sixth career double-double, all this season, with 19 points and a career-high tying 13 rebounds. After Tennessee ended with an 11-3 run for a 36-34 halftime lead, Brown got the Tigers going in the second half with a pair of 3s and a jumper for a 42-36 Auburn lead a minute in. The Tigers pushed it to 55-46 with 11:18 remaining on a corner 3 by Jordon Granger, who played a career-high 33 minutes, totaling seven points, five rebounds, two blocks and two steals filling in for the injured TJ Lang. Lang departed with 30 seconds left in the first half, leaving Auburn without four guards in injured T.J Dunans and Tahj Shamsid-Deen along with yet to be cleared Danjel Purifoy. A Cinmeon Bowers layup gave Auburn its largest second half lead at 68-57 with 5:27 left. Auburn scored nine straight points to take its largest lead at 22-10 on a Canty 3 with 8:58 left in the first half. Auburn shot 53 percent from the floor, including 59 percent in the second half while going 12-of-26 (.462) from 3-point range. Tennessee, which outrebounded the Tigers 48-37 and had a 19-5 edge in second chance points, went 38 percent from the field, missing 25-of-28 from 3-point range. Kevin Punter, who came in second in the SEC averaging 22.2 points, had a game-high 31 points for the Vols while Admiral Schofield added 22 points and eight rebounds. It was Auburn's first SEC opening win since 2013 as the Tigers broke an eight-game losing streak to Tennessee.

Tennessee	FG	3FG	FT	O-D-T	F	TP	A	T	B	S	M
Armani Moore, F	0-5	0-3	1-2	3-6-9	4	1	4	3	0	0	28
Admiral Schofield, F	9-19	2-6	2-3	5-3-8	3	22	1	1	1	1	25
Derek Reese, F	1-5	0-1	1-1	4-4-8	0	3	1	0	0	1	26
Kevin Punter, G	11-21	0-5	9-12	1-5-6	4	31	4	1	0	0	36
Devon Baukman, G	1-8	0-6	0-0	4-0-4	2	2	2	1	1	0	29
Ray Kasongo	0-1	0-0	0-0	1-1-2	1	0	0	2	1	0	6
Robert Hubbs III	6-10	0-0	1-1	1-2-3	5	13	2	1	0	0	24
Detrick Mostella	2-7	1-6	0-0	0-1-1	3	5	1	1	0	1	17
Shembari Phillips	0-3	0-1	0-0	0-0-0	1	0	0	2	0	0	9
Team	7										
Totals	30-79	3-28	14-19	23-25-48	23	77	15	12	3	3	200

FG%: 1st Half 13-38 .342, 2nd Half 17-41 .415, Game 30-79 .380;
3FG%: 1st Half 1-13 .077, 2nd Half 2-15 .133, Game 3-28 .107; FT%:
1st Half 9-9 1.000, 2nd Half 5-10 .500, Game 14-19 .737; Deadball Rebounds: 2.

Auburn	FG	3FG	FT	O-D-T	F	TP	A	T	B	S	M
Horace Spencer, F	2-3	0-0	0-1	1-4-5	5	4	1	3	1	0	18
Tyler Harris, F	6-12	0-1	7-12	2-11-13	1	19	2	3	0	1	33
Kareem Canty, G	7-12	5-8	1-2	0-3-3	2	20	4	2	0	2	35
Bryce Brown, G	6-10	5-9	3-4	2-1-3	3	20	1	3	0	0	24
TJ Lang, G	1-5	1-4	1-2	1-1-2	1	4	1	0	0	0	16
Cinmeon Bowers, F	3-4	0-0	3-6	1-4-5	2	9	1	1	0	1	19
Patrick Keim	0-2	0-1	0-0	0-0-0	3	0	2	0	0	1	9
Jordon Granger	3-5	1-3	0-0	1-4-5	3	7	1	3	2	2	33
Devin Waddell	0-0	0-0	0-0	0-0-0	1	0	0	0	0	0	10
New Williams	0-0	0-0	0-0	0-0-0	2	0	0	0	0	0	3
Team	1										
Totals	28-53	12-26	15-27	8-29-37	23	83	13	17	3	7	200

FG%: 1st Half 12-26 .462, 2nd Half 16-27 .593, Game 28-53 .528;
3FG%: 1st Half 5-15 .333, 2nd Half 7-11 .636, Game 12-26 .462;
FT%: 1st Half 5-10 .500, 2nd Half 10-17 .588, Game 15-27 .556;
Deadball Rebounds: 4.

SCORE BY PERIODS	1	2	F	
Tennessee (7-6, 0-1)	36	41	--	77
Auburn (7-5, 1-0)	34	49	--	83

OFFICIALS--Olandis Poole, Joe DeRosa, Kevin Fehr
TECHNICAL FOULS--Kevin Punter, UT; Cinmeon Bowers, AU
ATTENDANCE--8,614

• Game 13 •

#22 South Carolina 81, Auburn 69
January 5, 2016
Auburn Arena
Auburn, Ala.

Tyler Harris scored 22 points on 10-of-13 shooting as Auburn fell to No. 22 South Carolina 81-69 as the Gamecocks remained unbeaten on Tuesday in Auburn Arena. The Tigers allowed 28 points off of 21 turnovers, including 15 in the first half. Auburn was able to cut the lead to five at 59-54 with 10:58 remaining with a 9-0 run before the Gamecocks took control of the game. Kareem Canty scored 21 points, going 5-of-12 from 3-point range, and added a team-high five assists. Bryce Brown added 11 points and Jordon Granger scored eight and collected a team-high three steals. Auburn fell to 7-6 for the season, 1-1 in SEC play, as the Gamecocks improved to 14-0, 1-0 in SEC play, and is one of two unbeaten teams remaining in the NCAA. South Carolina used depth to its advantage, scoring 24 points off the bench to Auburn's three. Auburn shot 44.4 percent from the floor (24-54) while South Carolina shot 50.0 percent (25-50). The Tigers were 12-of-30 (40.0 percent) from 3-point range and the Gamecocks were 9-of-23 (39.1 percent). Sindarius Thornwell, who came in averaging 11.4 points, led the Gamecocks with 22 points, seven assists and three steals. Auburn shot 69.2 percent from the free throw line (9-13) while South Carolina shot 78.6 percent (22-28).

South Carolina	FG	3FG	FT	O-D-T	F	TP	A	T	B	S	M
L. Chatkevicius, F	5-9	0-2	2-3	4-6-10	1	12	0	4	0	0	28
Michael Carrera, F	4-9	1-4	3-5	1-6-7	3	12	0	2	0	2	23
Mindaugas Kacinas, F	2-4	0-1	3-4	0-2-2	1	7	1	2	0	1	30
Sindarius Thornwell, G	6-10	5-8	5-6	0-2-2	1	22	7	3	0	3	36
PJ Dozier, G	2-5	0-2	0-0	2-2-4	0	4	5	6	0	1	15
Marcus Stroman	1-1	0-0	8-8	1-1-2	2	10	0	1	0	1	21
Duane Notice	4-10	3-6	1-2	0-3-3	1	12	2	0	0	1	32
Chris Silva	1-2	0-0	0-0	0-3-3	4	2	0	1	0	0	15
Team	1										
Totals	25-50	9-23	22-28	9-25-34	13	81	15	19	0	9	200

FG%: 1st Half 15-32 .469, 2nd Half 10-18 .556, Game 25-50 .500;
3FG%: 1st Half 6-16 .375, 2nd Half 3-7 .429, Game 9-23 .391; FT%:
1st Half 7-9 .778, 2nd Half 15-19 .789, Game 22-28 .786; Deadball Rebounds: 3.

Auburn	FG	3FG	FT	O-D-T	F	TP	A	T	B	S	M
Horace Spencer, F	2-3	0-0	0-0	2-1-3	3	4	0	1	1	0	12
Tyler Harris, F	10-13	1-1	1-3	3-3-6	3	22	3	6	0	0	37
Jordon Granger, F	2-5	2-5	2-2	0-3-3	1	8	2	2	0	3	31
Kareem Canty, G	6-15	5-12	4-6	0-2-2	3	21	5	5	0	0	38
Bryce Brown, G	3-10	3-9	2-2	2-3-5	5	11	1	0	0	2	34
Cinmeon Bowers	1-7	1-2	0-0	1-2-3	1	3	0	6	0	1	27
Patrick Keim	0-0	0-0	0-0	0-0-0	0	0	0	0	0	0	8
TJ Lang	0-1	0-1	0-0	0-1-1	3	0	1	0	0	0	10
Devin Waddell	0-0	0-0	0-0	0-0-0	0	0	0	0	0	0	1
Team	4										
Totals	24-54	12-30	9-13	8-19-27	19	69	12	21	1	7	200

FG%: 1st Half 11-25 .440, 2nd Half 13-29 .448, Game 24-54 .444;
3FG%: 1st Half 5-13 .385, 2nd Half 7-17 .412, Game 12-30 .400;
FT%: 1st Half 3-5 .600, 2nd Half 6-8 .750, Game 9-13 .692; Deadball Rebounds: 1.

SCORE BY PERIODS	1	2	F	
South Carolina (14-0, 1-0)	43	38	--	81
Auburn (7-6, 1-1)	30	39	--	69

OFFICIALS--Tony Greene, Doug Simmons, Roger Ayers
TECHNICAL FOULS--None
ATTENDANCE--7,556



• Game 14 •
Missouri 76, Auburn 61
January 9, 2016
Mizzou Arena
Columbia, Mo.

Tyler Harris scored a game-high 21 points and Bryce Brown added 11 points as Auburn fell at Missouri 76-61 in Mizzou Arena. Mizzou used a 17-2 run to take a 32-18 lead with 2:16 left behind three 3-pointers by D'Angelo Allen, Kevin Puryear and Tramaine Isabell. Mizzou stretched it to 39-24 at the half as Auburn shot 29.6 percent from the floor and 1-of-10 from 3-point range. Mizzou scored its first seven points of the second half from the foul line on four straight trips to take a 46-27 lead. Auburn used a 16-8 run to cut it to 52-38 with 15:47 left on a Brown 3. Mizzou pushed the margin to its largest at 74-48 with 4:34 remaining. Auburn scored the last nine points of the game. Auburn shot 37.3 percent from the floor and 7-of-23 (.304) from 3-point range while Missouri shot 39.3 percent and 7-of-19 (.368) from behind the arc. Mizzou outshot Auburn 25-of-33 to 16-of-24 from the foul line. Mizzou outrebounded Auburn 41-34 and committed only eight turnovers to Auburn's 14. Kareem Canty, who came in averaging 19.5 points and second in the NCAA with 4.0 3-point field goals per game, was held to nine points on 2-of-9 shooting, including 1-of-6 from 3-point range. Kevin Puryear led four Mizzou players in double figures with 14 points and a game-high 11 rebounds.

Auburn	FG	3FG	FT	O-D-T	F	TP	A	T	B	S	M
Horace Spencer, F	3-3	0-0	2-6	1-5-6	3	8	0	2	3	0	22
Tyler Harris, F	6-12	0-2	9-10	5-0-5	4	21	1	3	2	1	33
Jordan Granger, F	2-3	2-3	1-2	0-5-5	2	7	1	0	2	0	28
Kareem Canty, G	2-9	1-6	4-4	0-3-3	4	9	3	3	0	0	32
Bryce Brown, G	4-13	3-8	0-0	0-3-3	3	11	0	2	0	0	32
Cinmeon Bowers	2-9	1-2	0-0	1-6-7	2	5	3	2	0	0	25
Patrick Keim	0-0	0-0	0-0	0-2-2	1	0	0	1	0	0	11
TJ Lang	0-2	0-2	0-0	0-0-0	1	0	0	1	0	0	8
Devin Waddell	0-0	0-0	0-0	0-0-0	1	0	0	0	0	0	1
New Williams	0-0	0-0	0-2	0-0-0	0	0	1	0	0	0	8
Team					3	1					
Totals	19-51	7-23	16-24	9-25-34	22	61	9	14	7	1	200

FG%: 1st Half 8-27 .296, 2nd Half 11-24 .458, Game 19-51 .373; 3FG%: 1st Half 3-12 .250, 2nd Half 4-11 .364, Game 7-23 .304; FT%: 1st Half 5-6 .833, 2nd Half 11-18 .611, Game 16-24 .667; Deadball Rebounds: 3.

Missouri	FG	3FG	FT	O-D-T	F	TP	A	T	B	S	M
Kevin Puryear, F	4-9	1-1	5-6	4-7-11	4	14	1	3	0	1	28
Russell Woods, F	1-1	0-0	1-2	0-0-0	4	3	0	1	0	0	7
Terrence Phillips, G	1-5	0-1	0-0	1-3-4	2	2	4	1	0	1	20
K.J. Walton, G	3-6	0-2	4-5	1-1-2	0	10	1	0	0	3	14
Wes Clark, G	2-6	1-3	2-2	0-2-2	4	7	1	0	0	0	21
Tramaine Isabell	3-8	2-5	4-6	0-4-4	0	12	1	0	0	1	23
D'Angelo Allen	3-4	1-1	0-0	2-2-4	0	7	0	0	1	0	12
Namon Wright	1-7	1-3	7-10	2-2-4	2	10	2	0	0	0	26
Jakeenan Gant	2-3	1-1	0-0	1-2-3	3	5	0	1	2	0	12
Cullen VanLeer	0-5	0-2	2-2	1-2-3	0	2	0	0	0	0	16
Ryan Rosburg	2-2	0-0	0-0	0-2-2	4	4	0	2	0	1	21
Team					2						
Totals	22-56	7-19	25-33	13-28-41	23	76	10	8	3	7	200

FG%: 1st Half 12-29 .414, 2nd Half 10-27 .370, Game 22-56 .393; 3FG%: 1st Half 4-9 .444, 2nd Half 3-10 .300, Game 7-19 .368; FT%: 1st Half 11-17 .647, 2nd Half 14-16 .875, Game 25-33 .758; Deadball Rebounds: 4.

SCORE BY PERIODS	1	2	F
Auburn (7-7, 1-2)	24	37	-- 61
Missouri (8-7, 1-1)	39	37	-- 76

OFFICIALS--John Hampton, Alfred Smith, Terry Moore
TECHNICAL FOULS--Kareem Canty, AU; Wes Clark, MZ; Auburn bench
ATTENDANCE--6,533

• Game 15 •
Vanderbilt 75, Auburn 57
January 12, 2016
Memorial Gymnasium
Nashville, Tenn.

Cinmeon Bowers notched his seventh double-double of the season with 13 points and 10 rebounds as Auburn fell at Vanderbilt 75-57 in Memorial Gymnasium. Kareem Canty added 16 points and six assists while Tyler Harris had eight points and 10 boards. It was Bowers' 21st double-double in his one-plus seasons. The game opened with several runs. Vanderbilt made its first four shots, including three 3s, for a 13-2 lead. Auburn answered with nine straight points with the Commodores following with a 12-2 run for a 25-13 lead with 10:24 left. Vandy stretched its lead to 32-15 on Riley LaChance's third 3 of the half with six minutes to go. The Commodores made their first six 3-point attempts after going 5-of-24 at No. 22 South Carolina on Saturday. After starting 5-of-8, Auburn went 4-of-29 to close the half, trailing 39-22. Vanderbilt pushed its lead to as much as 66-43 with 7:51 left, but Auburn responded with seven straight. Luke Kornet led Vanderbilt with a triple-double of 11 points, 11 rebounds and 10 blocks. Wade Baldwin IV added 17 points, 10 rebounds and seven assists. Auburn shot 32.8 percent from the floor and 4-of-22 from 3-point range while Vanderbilt was torrid with 55.3 percent shooting from the field and 7-of-13 (.538) from behind the arc.

Auburn	FG	3FG	FT	O-D-T	F	TP	A	T	B	S	M
Horace Spencer, F	0-6	0-0	0-0	3-1-4	4	0	0	1	3	0	13
Tyler Harris, F	4-13	0-0	0-5	8-2-10	2	8	0	2	1	0	34
Jordan Granger, F	3-6	1-4	1-3	0-1-1	3	8	0	0	1	1	27
Kareem Canty, G	6-13	1-5	3-4	0-3-3	3	16	6	3	0	0	38
TJ Lang, G	2-4	1-2	1-2	0-2-2	4	6	0	0	0	0	22
Bryce Brown	1-7	0-6	0-0	0-1-1	2	2	2	0	0	0	16
Cinmeon Bowers	5-14	0-2	3-4	3-7-10	3	13	0	4	2	3	32
Patrick Keim	0-0	0-0	0-0	0-0-0	0	0	0	0	0	0	2
New Williams	1-4	1-3	1-2	0-2-2	2	4	0	0	0	0	16
Team					2						
Totals	22-67	4-22	9-20	16-19-35	23	57	8	10	7	4	200

FG%: 1st Half 9-37 .243, 2nd Half 13-30 .433, Game 22-67 .328; 3FG%: 1st Half 1-11 .091, 2nd Half 3-11 .273, Game 4-22 .182; FT%: 1st Half 3-6 .500, 2nd Half 6-14 .429, Game 9-20 .450; Deadball Rebounds: 4.

Vanderbilt	FG	3FG	FT	O-D-T	F	TP	A	T	B	S	M
Luke Kornet, F	4-8	2-3	1-4	2-9-11	3	11	2	3	10	0	37
Jeff Robertson, F	5-7	1-2	3-3	3-5-8	3	14	0	1	0	1	34
Damian Jones, C	4-5	0-0	1-2	0-4-4	4	9	0	2	0	0	13
Wade Baldwin, G	5-9	1-2	6-8	0-7-7	2	17	10	4	0	0	33
Riley LaChance, G	5-9	3-4	0-0	1-4-5	1	13	1	2	0	1	35
Camron Justice	0-2	0-1	0-0	0-1-1	3	0	1	1	0	0	9
Joe Toye	0-3	0-1	2-2	0-1-1	2	2	0	1	0	0	11
Carter Josephs	0-0	0-0	0-0	0-0-0	0	0	0	0	0	0	1
Samir Sehic	1-1	0-0	0-0	1-0-1	0	2	1	0	0	0	3
Nolan Cressler	0-1	0-0	2-2	1-2-3	1	2	0	1	0	0	9
Josh Henderson	2-2	0-0	1-4	1-3-4	2	5	1	1	0	0	15
Team					0						
Totals	26-47	7-13	16-25	9-36-45	21	75	16	17	10	2	200

FG%: 1st Half 14-21 .667, 2nd Half 12-26 .462, Game 26-47 .553; 3FG%: 1st Half 6-8 .750, 2nd Half 1-5 .200, Game 7-13 .538; FT%: 1st Half 5-9 .556, 2nd Half 11-16 .688, Game 16-25 .640; Deadball Rebounds: 2.

SCORE BY PERIODS	1	2	F
Auburn (7-8, 1-3)	22	35	-- 57
Vanderbilt (9-7, 1-3)	39	36	-- 75

OFFICIALS--Pat Adams, Byron Jarrett, Jamie Luckie
TECHNICAL FOULS--None
ATTENDANCE--10,414

• Game 16 •
Auburn 75, #14/13 Kentucky 70
January 16, 2016
Auburn Arena
Auburn, Ala.

Bruce Pearl and his basketball team rocked Auburn Arena and Kentucky. The Tigers rode the long-range shooting of Kareem Canty and the inside-out game of Tyler Harris to stun No. 13 Kentucky 75-70 before a roaring and packed house of 9,121. The victory snapped Auburn's 15-game losing streak to Top 25 teams and an 18-game losing streak to the Wildcats. Canty and Harris scored 28 of Auburn's final 33 points, and 35 of the Tigers' 45 second-half points. Kentucky led 47-35 early in the second half... then Auburn's 3-point shooters got hot. A Canty long jumper put Auburn on top 53-51 and a Harris 3-point put Auburn ahead 56-51 with 8:27 remaining. Canty led Auburn with 26 points. Harris scored 21 and had 11 rebounds. The Tigers hit 12 3-pointers, the most Kentucky has allowed in six seasons. Canty's rainbow 3 off the backboard gave Auburn a 61-59 lead with 5:25 left. A Harris putback made it 63-61 with 4:49 left, then two Harris free throws made it 65-61. No. 13 Kentucky tied it at 65-65, went ahead 67-65, but Canty tied it on a driving layup that left him in pain on the court. Auburn called timeout and Canty came out and hit the free throw for the lead. Auburn played at a frantic pace early and showed no fear of the nationally-ranked Wildcats. The Tigers led at brief intervals, including 11-8 as they revealed their game plan early. Auburn fired up 16 3-pointers in the first half, hitting six. Kentucky was content to play inside, shooting just seven 3-pointers on the way to a 35-30 halftime lead. The Tigers were right there despite shooting just 28.1 percent from the floor.

Kentucky	FG	3FG	FT	O-D-T	F	TP	A	T	B	S	M
Marcus Lee, F	1-3	0-0	1-2	2-2-4	3	3	1	0	2	0	19
Alex Poythress, F	2-5	0-0	2-2	0-3-3	2	6	0	1	3	1	21
Tyler Ulis, G	5-17	0-3	7-7	5-5-10	4	17	8	1	0	0	40
Isaiah Briscoe, G	3-12	0-0	2-4	2-1-3	4	8	1	4	0	2	31
Jamal Murray, G	8-22	4-10	0-1	4-1-5	5	20	2	2	0	3	36
Skal Labissiere	2-3	0-0	0-0	0-2-2	3	4	0	1	1	0	8
Charles Matthews	0-0	0-0	0-0	0-0-0	1	0	1	0	0	0	7
Jonny David	0-0	0-0	0-0	0-0-0	0	0	0	0	0	0	0+
Mychal Mulder	0-0	0-0	0-0	0-3-3	0	0	0	0	0	0	7
EJ Floreal	0-0	0-0	0-0	0-0-0	0	0	0	0	0	0	0+
Derek Willis	4-10	2-5	2-2	3-9-12	3	12	2	2	1	1	31
Team					6						
Totals	25-72	6-18	14-18	30-48	25	70	15	11	7	7	200

FG%: 1st Half 14-37 .378, 2nd Half 11-35 .314, Game 25-72 .347; 3FG%: 1st Half 3-7 .429, 2nd Half 3-11 .273, Game 6-18 .333; FT%: 1st Half 4-7 .571, 2nd Half 10-11 .909, Game 14-18 .778; Deadball Rebounds: 2.

Auburn	FG	3FG	FT	O-D-T	F	TP	A	T	B	S	M
Cinmeon Bowers, F	3-12	0-4	2-6	2-8-10	2	8	1	6	1	2	28
Tyler Harris, F	6-11	3-3	6-8	2-9-11	3	21	2	2	1	0	29
Jordan Granger, F	0-0	0-0	2-2	0-2-2	1	2	0	0	0	0	19
Kareem Canty, G	7-20	5-12	7-11	0-2-2	1	26	4	2	0	0	39
TJ Lang, G	2-2	2-2	0-0	0-2-2	3	6	1	1	0	0	32
Horace Spencer	1-3	0-0	2-2	0-3-3	1	4	0	0	0	0	21
Bryce Brown	2-7	2-5	0-0	0-1-1	1	6	1	1	0	0	29
Patrick Keim	0-0	0-0	2-2	0-0-0	0	2	0	0	0	0	1
Devin Waddell	0-0	0-0	0-0	0-0-0	1	0	0	1	0	0	2
Team					7						
Totals	21-55	12-26	21-31	7-31-38	13	75	9	13	7	2	200

FG%: 1st Half 9-32 .281, 2nd Half 12-23 .522, Game 21-55 .382; 3FG%: 1st Half 6-16 .375, 2nd Half 6-10 .600, Game 12-26 .462; FT%: 1st Half 6-10 .600, 2nd Half 15-21 .714, Game 21-31 .677; Deadball Rebounds: 7.

SCORE BY PERIODS	1	2	F
Kentucky (13-4, 3-2)	35	35	-- 70
Auburn (8-8, 2-3)	30	45	-- 75

OFFICIALS--Tony Henderson, Brian Shey, Michael Roberts
TECHNICAL FOULS--Skal Labissiere, UK
ATTENDANCE--9,121 (e)



• Game 17 •

Auburn 83, Alabama 77
January 19, 2016
Auburn Arena
Auburn, Ala.

Cinmeon Bowers notched 20 points and 18 rebounds and Kareem Canty scored 25 points to lead Auburn to an 83-77 victory over Alabama in Auburn Arena. It was Bowers' eighth double-double of the season while Canty made 5-of-8 3-pointers Tyler Harris added 14 points while Mobile native TJ Lang had 11 points and Horace Spencer eight rebounds and five points. Auburn jumped out to a 10-2 lead before Alabama answered with a 22-4 run to take its largest lead of the game at 24-14 with 8:24 left. The Tigers scored 11 straight points to regain the lead 25-24 on a Canty 3 less than two minutes later. Tied at 30, Auburn never trailed after another 10-2 run for a 40-32 lead with two minutes left in the half before settling for a 40-37 halftime lead. The Crimson Tide tied it at 49 with 16:40 remaining but a Bryce Brown 3 gave Auburn the lead for good. The game was close throughout as Auburn didn't lead by more than eight the rest of the way. It was the seventh sellout of the one-plus year Bruce Pearl era and 12th in the Arena's sixth year. The Tigers, which defeated No. 14/13 Kentucky 75-70 four days earlier, defeated Kentucky and Alabama back-to-back for only the third time in Auburn's 110-year history and the first since 1967. Alabama's Retin Obasohan led all scorers with 27 points while Shannon Hale added 13.

Alabama	FG	3FG	FT	O-D-T	F	TP	A	T	B	S	M	
Riley Norris, F	3-10	2-8	1-2	1-1-2	4	9	0	1	0	1	35	
Michael Kessens, F	3-3	0-0	0-0	1-2-3	5	6	0	1	1	0	19	
Jimmie Taylor, F	3-6	0-0	2-6	4-4-8	5	8	0	3	0	1	18	
Arthur Edwards, G	1-4	0-3	0-0	0-4-4	5	2	1	0	0	0	26	
Retin Obasohan, G	8-17	3-6	8-10	2-4-6	3	27	1	2	0	0	36	
Justin Coleman	2-7	0-3	5-6	0-4-4	3	9	5	2	0	1	27	
Shannon Hale	4-11	2-8	3-4	1-3-4	4	13	2	1	0	0	28	
Brandon Austin	1-2	1-2	0-0	0-0-0	0	3	0	0	0	0	5	
Donta Hall	0-0	0-0	0-0	0-3-3	0	0	0	0	0	0	6	
Team				1-3-4								
Totals	25-60	8-30	19-28	10-28-38	29	77	9	10	1	3	200	

FG%: 1st Half 12-28 .429, 2nd Half 13-32 .406, Game 25-60 .417; 3FG%: 1st Half 5-16 .313, 2nd Half 3-14 .214, Game 8-30 .267; FT%: 1st Half 8-12 .667, 2nd Half 11-16 .688, Game 19-28 .679; Deadball Rebounds: 5.

Auburn	FG	3FG	FT	O-D-T	F	TP	A	T	B	S	M	
Cimeon Bowers, F	6-11	2-5	6-10	3-15-18	3	20	2	1	1	1	32	
Tyler Harris, F	2-10	1-3	9-12	2-1-3	5	14	0	3	0	0	29	
Jordan Granger, F	2-4	1-3	0-0	0-0-0	1	5	1	0	1	0	26	
Kareem Canty, G	7-11	5-8	6-7	0-2-2	3	25	3	3	0	0	35	
TJ Lang, G	2-6	1-5	6-9	0-3-3	3	11	1	0	0	0	31	
Horace Spencer	2-6	0-0	1-2	5-3-8	4	5	1	3	1	0	15	
Bryce Brown	1-8	1-6	0-0	1-2-3	4	3	1	1	0	0	23	
Patrick Keim	0-0	0-0	0-0	0-0-0	1	0	0	0	0	0	4	
Devin Waddell	0-0	0-0	0-0	0-0-0	0	0	0	0	0	0	4	
New Williams	0-0	0-0	0-0	0-0-0	0	0	0	0	0	0	1	
Team				2-3-5								
Totals	22-56	11-30	28-40	13-29-42	24	83	9	11	3	1	200	

FG%: 1st Half 10-25 .400, 2nd Half 12-31 .387, Game 22-56 .393; 3FG%: 1st Half 7-15 .467, 2nd Half 4-15 .267, Game 11-30 .367; FT%: 1st Half 13-16 .813, 2nd Half 15-24 .625, Game 28-40 .700; Deadball Rebounds: 5.

SCORE BY PERIODS	1	2	F	
Alabama (10-7, 1-4)	37	40	--	77
Auburn (9-8, 3-3)	40	43	--	83

OFFICIALS--Joe Lindsay, Ron Groover, Darron George
TECHNICAL FOULS--Michael Kessens, Ala.; Cinmeon Bowers, AU
ATTENDANCE--9,121 (c)

• Game 18 •

Florida 95, Auburn 63
January 23, 2016
O'Connell Center
Gainesville, Fla.

Tyler Harris scored 14 points, Kareem Canty 12 and Jordan Granger a season-high 11 in Auburn's 95-63 loss at Florida in the O'Connell Center ending the Tigers' two-game winning streak. Florida scored 18 straight to take a 20-5 lead and increased the run to 29-5 to make it 31-10 at 10:47. The Gators stretched it to 39-16 with 7:50 left in the half behind 70 percent shooting from both the floor (14-of-20) and from 3-point range (7-of-10). Granger was 3-of-4 from 3-point range. Auburn trailed 53-32 at the half. The Gators led 70-41 with 14:42 remaining and had their largest lead at 93-61 with 2:25 to go. Dorian Finney-Smith led five Gators in double figures with a game-high 24 points, going 9-of-12 from the floor and 3-of-5 from 3.

Auburn	FG	3FG	FT	O-D-T	F	TP	A	T	B	S	M	
Cimeon Bowers, F	2-13	0-4	0-0	3-6-9	2	4	3	3	0	0	28	
Tyler Harris, F	5-14	0-1	4-6	3-3-6	3	14	1	3	0	0	27	
Kareem Canty, G	6-15	0-6	0-1	0-0-0	1	12	3	3	0	1	34	
Bryce Brown, G	2-7	2-4	3-3	1-1-2	4	9	1	2	0	2	27	
TJ Lang, G	1-5	1-4	0-0	0-0-0	2	3	0	0	0	1	24	
Horace Spencer	3-4	0-0	0-2	2-0-2	5	6	0	1	0	0	13	
Jonathan Walker	0-0	0-0	0-0	0-1-1	0	0	0	0	0	0	3	
Patrick Keim	0-0	0-0	0-0	0-0-0	1	0	0	0	0	0	6	
Jordan Granger	4-5	3-4	0-0	0-0-0	3	11	0	1	0	0	19	
Devin Waddell	0-1	0-0	0-0	0-0-0	0	0	0	0	0	0	7	
New Williams	1-2	0-1	0-0	1-1-2	0	2	1	1	0	0	10	
Team				3-5-8								
Totals	24-67	6-24	9-14	14-17-31	21	63	9	14	0	4	200	

FG%: 1st Half 12-36 .333, 2nd Half 12-31 .387, Game 24-67 .358; 3FG%: 1st Half 5-17 .294, 2nd Half 1-7 .143, Game 6-24 .250; FT%: 1st Half 3-6 .500, 2nd Half 6-8 .750, Game 9-14 .643; Deadball Rebounds: 0.

Florida	FG	3FG	FT	O-D-T	F	TP	A	T	B	S	M	
Dorian Finney-Smith, F	9-12	3-5	3-3	4-4-8	2	24	3	3	2	1	27	
Justin Leon, F	3-3	2-2	0-0	0-2-2	3	8	0	1	0	1	23	
John Egbunu, C	4-7	0-0	4-6	2-7-9	4	12	1	3	3	0	23	
KeVaughn Allen, G	3-5	1-3	4-6	0-3-3	0	11	3	0	0	2	31	
Chris Chiozza, G	5-10	2-6	2-2	0-3-3	2	14	8	3	0	2	25	
Kasey Hill	5-7	1-2	3-3	0-1-1	2	14	4	2	0	0	26	
DeVon Walker	0-0	0-0	0-0	0-0-0	1	0	0	0	0	0	4	
Devin Robinson	1-7	0-0	2-2	2-6-8	3	4	1	3	1	2	19	
Zach Hodskins	0-1	0-0	0-0	0-0-0	0	0	0	0	0	0	1	
Kevarrius Hayes	2-4	0-0	2-2	2-4-6	2	6	0	1	2	1	16	
Lexx Edwards	0-1	0-1	0-0	0-2-2	0	0	0	0	0	0	2	
Schuyler Rimmer	1-1	0-0	0-0	0-0-0	0	2	0	0	0	0	3	
Team				1-1-2								
Totals	33-58	9-19	20-24	11-33-44	19	95	20	16	8	9	200	

FG%: 1st Half 18-33 .545, 2nd Half 15-25 .600, Game 33-58 .569; 3FG%: 1st Half 7-13 .538, 2nd Half 2-6 .333, Game 9-19 .474; FT%: 1st Half 10-12 .833, 2nd Half 10-12 .833, Game 20-24 .833; Deadball Rebounds: 2.

SCORE BY PERIODS	1	2	F	
Auburn (9-9, 3-4)	32	31	--	63
Florida (13-6, 5-2)	53	42	--	95

OFFICIALS--Mike Nance, Kevin Fehr, Sean Casey
TECHNICAL FOULS--None
ATTENDANCE--11,230

• Game 19 •

Ole Miss 80, Auburn 63
January 27, 2016
The Pavilion at Ole Miss
Oxford, Miss.

TJ Lang scored a career-high 19 points on five 3-pointers and Tyler Harris added 16 points and eight rebounds in Auburn's 80-63 loss to Ole Miss in The Pavilion. Kareem Canty added eight points, nine assists and eight rebounds. Ole Miss' Stefan Moody had a game-high 24 points, 19 on 5-of-7 3-pointers in the second half. With Auburn leading 30-29 at the half, the Rebels came out on fire making 5 3-pointers, four by Moody and a conventional 3-point play by Marcanvis Hymon to take a 54-41 lead with 12:42 remaining. Hymon, who came in averaging 5.4 points, had 19 points and 10 rebounds. Moody's fifth 3 of the half put Ole Miss ahead 60-44 and the Rebels led by as much as 69-49 with seven minutes to play. In the second half, Ole Miss shot 56 percent from the floor and 7-of-16 (.438) from 3-point range. Lang made his first three 3-pointers to give the Tigers a 13-10 lead. Ole Miss scored six straight points for a 25-19 lead. The Tigers held the Rebels without a field goal for the final 7:53 of the first half. Bryce Brown hit back-to-back 3s, his second with :03 left in the half to give Auburn a 30-29 lead at the break. Ole Miss outshot Auburn 45 percent to 37 percent from the floor, while both teams made 10 3-pointers. The Tigers were 5-of-10 from behind the arc in the second half.

Auburn	FG	3FG	FT	O-D-T	F	TP	A	T	B	S	M	
Cimeon Bowers, F	1-3	0-0	1-2	1-3-4	1	3	4	1	0	0	18	
Tyler Harris, F	4-9	0-0	8-15	5-3-8	2	16	0	2	0	0	31	
Kareem Canty, G	3-14	2-9	0-0	0-8-8	1	8	9	5	0	1	38	
Bryce Brown, G	2-7	2-6	0-0	0-0-0	3	6	1	1	0	0	25	
TJ Lang, G	6-9	5-7	2-2	1-2-3	1	19	0	0	0	0	35	
Horace Spencer	2-7	0-0	0-0	0-3-3	5	4	0	2	1	0	16	
Patrick Keim	0-0	0-0	1-1	0-0-0	1	0	0	0	0	0	4	
Jordan Granger	1-4	0-3	2-2	1-0-1	4	4	1	1	2	0	20	
Devin Waddell	0-0	0-0	0-0	0-1-1	0	0	0	0	0	0	9	
Cole Stockton	0-0	0-0	0-0	0-0-0	0	0	0	0	0	0	2	
New Williams	1-1	1-1	0-0	0-0-0	0	3	0	0	0	0	2	
Team				4-1-5								
Totals	20-54	10-26	13-22	12-21-33	18	63	15	13	3	1	200	

FG%: 1st Half 11-29 .379, 2nd Half 9-25 .360, Game 20-54 .370; 3FG%: 1st Half 5-16 .313, 2nd Half 5-10 .500, Game 10-26 .385; FT%: 1st Half 3-7 .429, 2nd Half 10-15 .667, Game 13-22 .591; Deadball Rebounds: 6.

Ole Miss	FG	3FG	FT	O-D-T	F	TP	A	T	B	S	M	
Tomasz Gielo, F	3-8	1-5	0-0	0-1-1	3	7	2	0	0	1	19	
Anthony Perez, F	2-6	0-3	1-2	2-3-5	3	5	0	0	0	1	34	
Terry Brutus, F	1-1	0-0	0-0	0-0-0	0	2	0	1	0	0	10	
Rasheed Brooks, G	3-17	2-9	0-0	2-1-3	3	8	2	1	1	2	23	
Stefan Moody, G	7-14	6-12	4-5	0-3-3	0	24	5	1	0	1	31	
Martavious Newby	2-3	1-2	2-2	3-6-9	2	7	0	3	0	0	31	
J.T. Escobar	1-2	0-1	0-0	0-0-0	1	2	0	0	0	0	1	
Terence Davis	0-0	0-0	0-0	0-1-1	1	0	1	0	0	0	2	
Marcanvis Hymon	6-8	0-0	7-11	6-4-10	3	19	2	2	2	0	30	
D.Fitzpatrick-Dorsey	3-3	0-0	0-0	0-3-3	1	6	2	0	0	0	18	
Jake Coddington	0-0	0-0	0-0	0-0-0	0	0	0	0	0	0	1	
Team				1-4-5								
Totals	28-62	10-32	14-24	14-26-40	17	80	14	8	3	5	200	

FG%: 1st Half 9-28 .321, 2nd Half 19-34 .559, Game 28-62 .452; 3FG%: 1st Half 3-16 .188, 2nd Half 7-16 .438, Game 10-32 .313; FT%: 1st Half 8-10 .800, 2nd Half 6-10 .600, Game 14-20 .700; Deadball Rebounds: 4.

SCORE BY PERIODS	1	2	F	
Auburn (9-10, 3-5)	30	33	--	63
Ole Miss (13-7, 3-5)	29	51	--	80

OFFICIALS--John Hampton, Ron Groover, Roger Ayers
TECHNICAL FOULS--None
ATTENDANCE--8,057



• Game 20 •

Oklahoma State 74, Auburn 63
January 30, 2016
Big 12/SEC Challenge
Auburn Arena • Auburn, Ala.

Kareem Canty had a game-high 21 points and had a career-high eight rebounds for the second straight time as Auburn fell to Oklahoma State 74-63 in Auburn Arena in the Big 12/SEC Challenge. Freshman Horace Spencer added a career-high 11 rebounds and six blocks to go with six points. The Tigers shot only 29 percent from the floor and 20.7 percent from 3-point range, while missing all 12 second half 3-point attempts. Tyler Harris recorded his eighth double-double of the season with 16 points and 11 rebounds while TJ Lang added eight points and three steals. The Cowboys jumped out to a 10-2 lead and took its largest lead of the game at 31-17 with 6:44 to play in the opening half with five 3-pointers. Lang hit a pair of 3-pointers to spark a 12-0 run to bring the Tigers back to within 31-29 with 2:48 remaining. Oklahoma State then went on a 9-2 run to close out the half and take a 40-31 lead into the locker room. Oklahoma State pushed its lead back to 14 at 51-37 just over five minutes into the second half. The Tigers cut it to 57-52 with less than seven minutes to play, but that is as close as Auburn would get. Auburn, playing without Cinmeon Bowers, who was sidelined for conduct detrimental to the team, as well as three other players with injuries, was outscored 26-6 off the bench. Jawun Evans led the Cowboys with 21 points, seven rebounds and five assists.

Oklahoma State	FG	3FG	FT	O-D-T	F	TP	A	T	B	S	M
Leyton Hammonds, F	4-10	2-6	0-0	0-6-6	5	10	0	4	0	0	37
Jeffrey Carroll, F	3-7	3-3	0-0	0-5-5	3	9	0	2	0	1	27
Mitchell Solomon, C1-2	0-0	0-0	2-2-4	4	2	0	0	0	0	0	14
Jawun Evans, G	6-12	2-4	7-8	0-7-7	1	21	5	1	0	0	34
Jeff Newberry, G	3-9	0-3	0-0	1-4-5	4	6	2	0	0	1	30
Tyree Griffin	0-0	0-0	8-9	1-1-2	1	8	2	2	0	0	13
Tavarius Shine	0-3	0-1	2-2	0-4-4	4	2	1	0	1	0	19
Chris Olivier	6-9	0-0	4-6	0-2-2	4	16	1	2	0	0	23
Anthony Allen	0-1	0-0	0-0	0-0-0	0	0	0	0	0	0	3
Team				3-3-6							
Totals	23-53	7-17	21-25	7-34-41	26	74	11	11	1	2	200

FG%: 1st Half 15-32 .469, 2nd Half 8-21 .381, Game 23-53 .434; 3FG%: 1st Half 5-11 .455, 2nd Half 2-6 .333, Game 7-17 .412; FT%: 1st Half 5-6 .833, 2nd Half 16-19 .842, Game 21-25 .840; Deadball Rebounds: 0.

Auburn	FG	3FG	FT	O-D-T	F	TP	A	T	B	S	M
Horace Spencer, F	2-8	0-0	2-4	8-3-11	4	6	0	0	6	1	27
Tyler Harris, F	4-13	0-4	8-10	4-7-11	3	16	1	2	0	0	32
Jordan Granger, F	2-3	2-3	0-0	1-2-3	2	6	0	0	0	0	28
Kareem Canty, G	7-24	1-10	6-9	1-7-8	2	21	4	0	1	0	37
TJ Lang, G	2-4	2-4	2-2	0-3-3	3	8	0	1	0	3	29
Bryce Brown	1-8	1-6	3-4	0-2-2	5	6	1	0	0	1	23
Patrick Keim	0-0	0-0	0-0	0-0-0	0	0	0	0	0	0	3
Devin Waddell	0-2	0-2	0-0	0-1-1	3	0	0	0	0	0	11
New Williams	0-0	0-0	0-2	0-1-1	1	0	1	0	0	0	10
Team				1-1-2							
Totals	18-62	6-29	21-31	15-27-42	23	63	5	7	6	6	200

FG%: 1st Half 9-34 .265, 2nd Half 9-28 .321, Game 18-62 .290; 3FG%: 1st Half 6-17 .353, 2nd Half 0-12 .000, Game 6-29 .207; FT%: 1st Half 7-12 .583, 2nd Half 14-19 .737, Game 21-31 .677; Deadball Rebounds: 5.

SCORE BY PERIODS	1	2	F	
Oklahoma State (11-10, 2-6 Big 12)	24	37	--	61
Auburn (9-11, 3-5 SEC)	31	32	--	63

OFFICIALS--Antinio Petty, Tim Gattis, Brent Hampton
TECHNICAL FOULS--None
ATTENDANCE--8,867

• Game 21 •

LSU 80, Auburn 68
February 2, 2016
Auburn Arena
Auburn, Ala.

The Auburn coaches wanted Bryce Brown to work on his game. He's glad he did. Brown hit six 3-pointers and scored 18 points, though it wasn't enough to stop Ben Simmons and LSU in an 80-68 loss in front of 8,051 in Auburn Arena. Simmons, the preseason choice to be the SEC's player of the year, lived up to his billing by scoring 21 points and grabbing 13 rebounds. He had 17 points and nine rebounds at the half, scored four quick points to start the second half, and didn't score again. But he had set the tone of the game. Brown was sporty, too, challenging his career-best 20 points he had at Hawaii and vs. Tennessee. He's hit at least one 3-pointer in 18 of Auburn's last 20 games. The Tigers hit 10 of their season-high 34 3-point attempts. The good news, coach Bruce Pearl said, was the Auburn bench outscored the LSU bench 33-21. Joining Brown in double figures for Auburn was Cinmeon Bowers, with 15; and Kareem Canty, with 14. Firing the ball up was not a problem for either team in the first half. Auburn and LSU combined for 66 shots. The Tigers remained in striking range, finishing the half on a 5-0 run to cut the LSU's lead to 38-31. LSU pulled away early in the second half, going up 64-46 with 10 minutes remaining. LSU led by 24 with 7:56 left, but Auburn fought back, cutting it to 74-63 with less than two minutes remaining.

LSU	FG	3FG	FT	O-D-T	F	TP	A	T	B	S	M
Ben Simmons, F	9-15	0-0	3-6	1-12-13	4	21	7	6	1	2	36
Craig Victor II, F	6-11	0-0	1-2	4-4-8	4	13	0	3	0	0	33
Keith Hornsby, G	5-8	0-1	0-0	0-4-4	1	10	2	2	0	2	30
Jalyn Patterson, G	2-3	2-2	0-0	1-2-3	0	6	2	1	0	2	31
Tim Quarterman, G	4-8	1-5	0-0	1-4-5	1	9	3	1	0	0	21
Brandon Sampson	0-1	0-0	0-0	0-1-1	1	0	0	1	0	0	7
Antonio Blakeney	1-3	0-2	3-7	1-2-3	2	5	0	1	0	1	16
Josh Gray	4-6	0-2	2-2	0-3-3	3	10	2	3	0	1	19
Aaron Epps	3-5	0-1	0-0	0-0-0	2	6	0	0	0	0	7
Team				1-2-3							
Totals	34-60	3-13	9-17	9-34-43	18	80	16	18	1	8	200

FG%: 1st Half 17-32 .531, 2nd Half 17-28 .607, Game 34-60 .567; 3FG%: 1st Half 3-8 .375, 2nd Half 0-5 .000, Game 3-13 .231; FT%: 1st Half 1-4 .250, 2nd Half 8-13 .615, Game 9-17 .529; Deadball Rebounds: 5.

Auburn	FG	3FG	FT	O-D-T	F	TP	A	T	B	S	M
Horace Spencer, F	3-7	0-0	1-2	2-1-3	2	7	0	0	3	3	27
Tyler Harris, F	3-7	0-1	3-4	2-2-4	4	9	1	4	0	2	22
Jordan Granger, F	2-5	1-4	0-0	0-1-1	2	5	0	0	0	1	22
Kareem Canty, G	6-14	2-9	0-0	0-4-4	0	14	5	2	0	1	29
TJ Lang, G	0-0	0-0	0-0	1-3-4	1	0	0	0	0	0	24
Bryce Brown	6-14	6-13	0-0	2-3-5	2	18	2	1	0	0	31
Cinmeon Bowers	3-14	1-5	8-16	2-5-7	4	15	3	6	0	2	30
Patrick Keim	0-1	0-1	0-0	0-1-1	1	0	0	0	0	0	10
Devin Waddell	0-1	0-1	0-0	0-0-0	0	0	0	0	0	0	1
New Williams	0-0	0-0	0-0	1-0-1	1	0	0	0	0	0	4
Team				2-0-2							
Totals	23-63	10-34	12-22	12-20-32	17	68	11	14	3	9	200

FG%: 1st Half 12-34 .353, 2nd Half 11-29 .379, Game 23-63 .365; 3FG%: 1st Half 5-17 .294, 2nd Half 5-17 .294, Game 10-34 .294; FT%: 1st Half 2-4 .500, 2nd Half 10-18 .556, Game 12-22 .545; Deadball Rebounds: 4.

SCORE BY PERIODS	1	2	F	
LSU (14-8, 7-2)	38	42	--	80
Auburn (9-12, 3-6)	31	37	--	68

OFFICIALS--Tony Greene, Joe Lindsay, Roger Ayers
TECHNICAL FOULS--None
ATTENDANCE--8,051

• Game 22 •

Georgia 65, Auburn 55
February 6, 2016
Stegeman Coliseum
Athens, Ga.

Cinmeon Bowers recorded his ninth double-double of the season with 12 points and 13 rebounds as Auburn's comeback fell short in a 65-55 loss at Georgia in Stegeman Coliseum. The Tigers trailed by as much as 25 points at 59-34 with 6:38 to play but outscored the Bulldogs 21-6 the rest of the way. The 6-foot-7, 250-pound Bowers, who made his first start at point guard, has the third most double-doubles in the SEC this season. Tyler Harris added 12 points and five rebounds while Bryce Brown had nine points. Auburn's defense held Georgia to 3-of-14 shooting from the floor in the first eight minutes but the Bulldogs led by as much as 21-9 with 5:28 left in the first half. The Tigers went on a 13-7 run to close to within 28-22 with just over a minute left. Georgia led 31-22 at the half. The Bulldogs outshot the Tigers 35.1 percent to 25.9 percent from the floor while Auburn was 6-of-31 (.194) from 3-point range to Georgia's 2-of-9. Kareem Canty, who is ranked fourth in the SEC averaging 18.3 points per game, was suspended indefinitely prior to the game and did not make the trip.

Auburn	FG	3FG	FT	O-D-T	F	TP	A	T	B	S	M
Horace Spencer, F	1-2	0-0	0-0	0-2-2	5	2	0	1	1	0	10
Tyler Harris, F	4-13	1-4	3-4	1-4-5	3	12	1	4	0	0	33
Cinmeon Bowers, G3-11	0-2	6-10	1-12-13	1	12	1	1	2	2	33	
Bryce Brown, G	2-11	2-10	3-3	0-0-0	4	9	1	1	0	0	18
TJ Lang, G	0-5	0-4	7-11	1-3-4	3	7	1	1	0	0	34
Jonathan Walker	1-1	1-1	0-0	0-0-0	0	3	0	0	0	0	1
Patrick Keim	0-1	0-0	0-0	0-2-2	1	0	0	0	0	0	7
Zach Allison	0-0	0-0	0-0	0-0-0	0	0	1	0	0	0	1
Jordan Granger	2-8	0-6	0-0	0-4-4	3	4	1	0	1	0	28
Devin Waddell	1-1	1-1	0-0	0-0-0	0	3	0	0	0	2	12
Cole Stockton	0-0	0-0	0-0	0-0-0	1	0	0	0	0	0	1
New Williams	1-4	1-2	0-0	0-1-1	3	3	1	1	0	0	22
Team				6-3-9							
Totals	15-57	6-30	19-28	9-31-40	24	55	7	11	4	4	200

FG%: 1st Half 7-27 .259, 2nd Half 8-30 .267, Game 15-57 .263; 3FG%: 1st Half 2-12 .167, 2nd Half 4-18 .222, Game 6-30 .200; FT%: 1st Half 6-11 .545, 2nd Half 13-17 .765, Game 19-28 .679; Deadball Rebounds: 6.

Georgia	FG	3FG	FT	O-D-T	F	TP	A	T	B	S	M
Yante Maten, F	4-11	0-0	4-8	2-10-12	0	12	0	0	5	0	28
Kenny Paul Geno, F3-7	0-0	0-0	3-4-7	2	6	2	0	0	0	0	22
Charles Mann, G	3-6	0-1	6-8	0-4-4	2	12	1	0	0	2	24
Kenny Gaines, G	1-5	1-4	4-4	1-1-2	3	7	1	1	2	1	21
J.J. Frazier, G	3-10	1-2	9-11	0-6-6	2	16	4	0	0	5	26
William Jackson II	0-1	0-0	0-2	0-0-0	1	0	0	0	0	0	13
E'Torrion Wilridge	1-2	0-0	0-0	0-3-3	1	2	1	2	0	0	18
Brandon Young	0-1	0-0	0-0	0-0-0	0	0	0	1	0	0	3
Osahen Iduwe	1-1	0-0	0-0	1-0-1	1	2	0	1	0	0	6
Houston Kessler	0-5	0-2	0-2	0-1-1	2	0	0	0	1	0	13
Mike Edwards	2-5	0-0	0-2	2-3-5	1	4	0	0	0	0	19
Connor O'Neill	0-0	0-0	0-2	0-0-0	0	0	0	0	0	0	1
Derek Ogbeide	2-3	0-0	0-0	2-3-5	5	4	0	1	0	0	6
Team				1-1-2							
Totals	20-57	2-9	23-37	12-36-48	20	65	9	8	9	8	200

FG%: 1st Half 11-34 .324, 2nd Half 9-23 .391, Game 20-57 .351; 3FG%: 1st Half 1-6 .167, 2nd Half 1-3 .333, Game 2-9 .222; FT%: 1st Half 8-13 .615, 2nd Half 15-24 .625, Game 23-37 .622; Deadball Rebounds: 8.

SCORE BY PERIODS	1	2	F	
Auburn (9-13, 3-7)	22	33	--	55
Georgia (13-8, 6-4)	31	34	--	65

OFFICIALS--Ron Groover, Byron Jarrett, Vladimir Voyard-Tadal
TECHNICAL FOULS--Mike Edwards, Georgia
ATTENDANCE--10,523 (c)



• Game 23 •

Tennessee 71, Auburn 45
February 9, 2016
Thompson-Boling Arena
Knoxville, Tenn.

Bryce Brown scored 18 points on 4-of-8 3-pointers as Auburn lost at Tennessee 71-45 in Thompson-Boling Arena. After Tennessee scored the first nine points of the game, Auburn answered with eight straight, capped on a New Williams 3 with 11:24 left. Brown drilled his third 3-pointer to bring the Tigers to within 22-19 with five minutes remaining. A pair of Detrick Mostella 3s gave the Volunteers a 34-23 halftime lead, its largest of the opening period. Cinmeon Bowers just missed his 10th double-double with nine points and 15 rebounds. Tennessee led by as much as 71-38 with 3:36 remaining. Robert Hubbs III led the Vols with 20 points while Devon Baulkman scored 14 points on 4-of-10 3-pointers.

Auburn	FG	3FG	FT	O-D-T	F	TP	A	T	B	S	M
Horace Spencer, F	1-5	0-0	3-4	3-2-5	5	5	0	1	0	0	18
Tyler Harris, F	0-10	0-2	2-2	1-5-6	3	2	1	0	0	0	21
Bryce Brown, G	5-11	4-8	4-4	0-1-1	1	18	0	1	0	0	32
Cinmeon Bowers, G4-11	0-1	1-8	7-8-15	3	9	1	6	0	0	0	28
TJ Lang, G	0-6	0-5	2-4	1-1-2	3	2	1	1	0	1	24
Jonathan Walker	0-0	0-0	0-0	0-0-0	0	0	0	0	0	0	2
Patrick Keim	0-1	0-1	0-0	1-0-1	3	0	0	1	0	0	15
Zach Allison	0-0	0-0	0-0	0-0-0	0	0	0	0	0	0	2
Jordan Granger	3-9	0-4	0-2	2-2-4	0	6	1	1	1	1	27
Devin Waddell	0-2	0-2	0-0	0-0-0	2	0	0	1	0	0	11
Cole Stockton	0-0	0-0	0-0	0-0-0	0	0	0	0	0	0	2
New Williams	1-4	1-3	0-0	1-4-5	3	3	0	1	0	1	18
Team				1-4-5							
Totals	14-59	5-26	12-24	17-27-44	23	45	5	14	1	3	200

FG%: 1st Half 8-31 .258, 2nd Half 6-28 .214, Game 14-59 .237; 3FG%: 1st Half 4-16 .250, 2nd Half 1-10 .100, Game 5-26 .192; FT%: 1st Half 3-4 .750, 2nd Half 9-20 .450, Game 12-24 .500; Deadball Rebounds: 8.

Tennessee	FG	3FG	FT	O-D-T	F	TP	A	T	B	S	M
Armani Moore, F	1-6	0-2	0-0	3-9-12	4	2	4	0	0	0	22
Kyle Alexander, F	1-2	0-0	1-2	2-3-5	1	3	0	0	1	0	13
Kevin Punter, G	2-7	0-3	0-0	1-1-2	4	4	3	0	0	0	19
Shembari Phillips, G2-9	0-2	2-2	1-5-6	1	6	1	0	0	1	0	31
Devon Baulkman, G5-11	4-10	0-0	0-1-1	0	14	4	1	0	0	0	23
Ray Kasongo	1-2	0-0	3-4	1-1-2	3	5	0	1	1	0	9
Robert Hubbs III	7-12	1-1	5-6	3-2-5	1	20	0	1	0	1	25
Admiral Schofield	2-8	0-3	1-1	3-1-4	3	5	2	1	0	1	15
Detrick Mostella	3-5	2-3	2-3	0-1-1	3	10	0	3	0	0	19
Derek Reese	1-1	0-0	0-2	1-7-8	0	2	1	1	0	0	20
Lucas Campbell	0-0	0-0	0-0	0-0-0	1	0	0	1	0	0	2
Brad Woodson	0-1	0-0	0-0	0-0-0	0	0	0	0	0	0	2
Team				1-1-2							
Totals	25-64	7-24	14-20	16-32-48	21	71	15	9	2	3	200

FG%: 1st Half 12-29 .414, 2nd Half 13-35 .371, Game 25-64 .391; 3FG%: 1st Half 5-15 .333, 2nd Half 2-9 .222, Game 7-24 .292; FT%: 1st Half 5-7 .714, 2nd Half 9-13 .692, Game 14-20 .700; Deadball Rebounds: 2.

SCORE BY PERIODS	1	2	F	
Auburn (9-14, 3-8)	23	22	--	45
Tennessee (12-12, 5-6 SEC)	34	37	--	71

OFFICIALS--Antinio Petty, Karl Hess, James Breeding
TECHNICAL FOULS--None
ATTENDANCE--13,740

• Game 24 •

Vanderbilt 86, Auburn 57
February 13, 2016
Auburn Arena
Auburn, Ala.

Cinmeon Bowers picked up his 10th double-double of the season with 12 points, 15 rebounds, five assists and three steals as Auburn fell to Vanderbilt 86-57 in Auburn Arena. The Tigers shot only 29 percent (18-of-62) from the floor for the game while Vanderbilt hit 49.3 percent (36-of-73), including 54.1 percent (20-of-37) in the second half. TJ Lang and Bryce Brown each scored 14 as Lang made four 3-pointers. Vanderbilt jumped out to an 18-12 lead before a conventional 3 from Bowers made it 18-15 with 9:26 to play. The Commodores then stretched its lead to 37-22 before leading 37-24 at the half. Vanderbilt opened the second half with an 11-4 run to increase the lead to 51-28 with 16:25 remaining. A tip-in from Bowers followed by a 3 from Brown cut it to 51-33 at 15:14, but that was as close as Auburn would get as Vanderbilt used a 26-6 run to take their largest lead of the game at 78-39 with 6:40 remaining. The Commodores connected on 6-of-15 (40 percent) from 3-point range in the second half and finished 9-of-29 (31 percent). The Tigers hit 8-of-32 (25 percent). Damian Jones led Vanderbilt with 17 points and nine rebounds while Matthew Fisher-Davis added 16 points on 4-of-8 3-pointers.

Vanderbilt	FG	3FG	FT	O-D-T	F	TP	A	T	B	S	M
Luke Kornet, F	2-6	1-3	0-0	0-7-7	0	5	1	1	2	0	26
Jeff Robertson, F	0-4	0-2	0-0	0-5-5	3	0	3	0	0	0	13
Damian Jones, C	8-12	0-0	1-4	6-3-9	1	17	1	2	1	0	25
Wade Baldwin, G	3-9	2-4	1-2	1-4-5	1	9	7	1	1	2	21
Matt. Fisher-Davis, G6-10	4-8	0-0	0-4-4	1	16	2	0	0	0	0	27
Camron Justice	3-7	1-3	0-0	0-2-2	1	7	1	0	0	1	9
Joe Toye	3-4	0-1	1-1	0-2-2	1	7	1	1	0	0	11
Nathan Watkins	1-1	0-0	0-0	0-0-0	1	2	0	0	0	0	3
Riley LaChance	2-8	0-4	0-0	1-3-4	1	4	2	0	0	1	19
Carter Josephs	0-0	0-0	0-0	0-0-0	1	0	1	0	0	0	4
Phillip McGloin	0-1	0-1	0-0	0-1-1	0	0	0	0	0	0	2
Samir Schie	0-1	0-1	2-2	0-2-2	3	2	0	0	0	1	11
Nolan Cressler	5-6	1-2	0-1	0-3-3	1	11	1	1	0	1	14
Josh Henderson	3-4	0-0	0-1	1-1-2	0	6	1	0	0	0	15
Team				1-0-1							
Totals	36-73	9-29	5-11	10-37-47	15	86	21	6	4	6	200

FG%: 1st Half 16-36 .444, 2nd Half 20-37 .541, Game 36-73 .493; 3FG%: 1st Half 3-14 .214, 2nd Half 6-15 .400, Game 9-29 .310; FT%: 1st Half 2-7 .286, 2nd Half 3-4 .750, Game 5-11 .455; Deadball Rebounds: 3.

Auburn	FG	3FG	FT	O-D-T	F	TP	A	T	B	S	M
Tyler Harris, F	1-8	0-1	2-2	0-4-4	3	4	0	1	0	1	24
Jordan Granger, F	1-4	1-3	0-0	0-1-1	1	3	0	0	0	1	22
Devin Waddell, F	0-1	0-0	0-0	0-1-1	0	0	1	0	0	0	11
Cinmeon Bowers, G5-9	0-3	2-3	2-13-15	4	12	5	6	0	3	3	33
TJ Lang, G	5-18	4-12	0-1	1-1-2	1	14	2	2	0	0	35
Horace Spencer	1-3	0-0	2-2	1-2-3	4	4	1	1	0	0	14
Bryce Brown	3-10	2-6	6-7	0-2-2	2	14	2	0	0	0	26
Jonathan Walker	1-2	1-2	0-0	0-0-0	0	3	0	0	0	0	2
Patrick Keim	0-2	0-2	0-0	1-1-2	0	0	0	0	0	0	19
Zach Allison	0-1	0-0	0-0	0-0-0	0	0	0	0	0	0	2
Cole Blackstock	1-1	0-0	1-1	0-0-0	0	3	0	0	0	0	2
Cole Stockton	0-0	0-0	0-1	0-0-1	0	0	2	0	0	0	2
New Williams	0-3	0-3	0-0	0-1-1	1	0	0	0	0	0	6
Trey Tate	0-0	0-0	0-0	0-1-1	0	0	0	0	0	0	2
Team				4-1-5							
Totals	18-62	8-32	13-16	9-29-38	16	57	13	12	0	5	200

FG%: 1st Half 8-34 .235, 2nd Half 10-28 .357, Game 18-62 .290; 3FG%: 1st Half 3-15 .200, 2nd Half 5-17 .294, Game 8-32 .250; FT%: 1st Half 5-6 .833, 2nd Half 8-10 .800, Game 13-16 .813; Deadball Rebounds: 2.

SCORE BY PERIODS	1	2	F	
Vanderbilt (15-10, 7-5)	37	49	--	86
Auburn (9-15, 3-9 SEC)	24	33	--	57

OFFICIALS--Joe Lindsay, Olandis Poole, Marc Ellard
TECHNICAL FOULS--None
ATTENDANCE--7,954

• Game 25 •

Auburn 90, Arkansas 86
February 17, 2016
Bud Walton Arena
Fayetteville, Ark.

Bryce Brown hit nine 3-pointers, scored a career-high 27 points and helped the Tigers beat Arkansas 90-86 to score their first SEC road win of the season. Brown was hot from the start, and at the finish, and had plenty of help along the way. Coach Bruce Pearl said so. "It was very, very special," Pearl said. "It took a tremendous effort from seven guys." And 15 3-pointers. Nobody was better at shooting than Brown, who came within a 3 of tying the single-game school record. Auburn was in search of a shooter after leading scorer Kareem Canty was suspended, and ultimately left the team. Brown said he heard his call to action before the game as Auburn tried to turn things around. Brown and TJ Lang combined to hit 14 of Auburn's 15 3-pointers. Tyler Harris, slowed by a back injury the last several weeks, scored 19; Lang's five 3-pointers helped him to 17 points; and Cinmeon Bowers scored 14 and had 10 rebounds. The Tigers snapped a seven-game losing streak, surprising the Razorbacks in Bud Walton Arena where Auburn sported just a 2-19 record. Auburn had one of its best offensive halves of the season when it found itself in a 46-46 halftime tie. The Tigers struggled early in the second half, fell behind during a 15-2 Arkansas run on the way to a 61-52 lead with 13:45 left. The Tigers didn't quit. Lang hit back-to-back 3s as Auburn took the lead for good at 83-79 lead with 1:28 left. Both teams came out hot. Brown had six 3-pointers in the first half and led everybody with 18 points at the break. The Tigers hit 6-of-8 3s in the first 10 minutes. Auburn's offense was still rolling along at halftime after hitting 9-of-15 3s, good for a 46-46 tie. Auburn shot a hot 60.7 percent from the field. Those 46 Auburn points in the first half were one more than the Tigers scored in the entire game against Tennessee just eight days earlier.

Auburn	FG	3FG	FT	O-D-T	F	TP	A	T	B	S	M
Horace Spencer, F	3-7	0-0	0-0	2-3-5	4	6	1	3	7	0	21
Tyler Harris, F	8-11	0-0	3-6	2-3-5	2	19	5	3	1	3	36
Bryce Brown, G	9-18	9-14	0-0	0-0-0	2	27	0	3	0	1	36
Cinmeon Bowers, G4-6	0-0	6-11	0-10-10	2	14	6	5	1	0	3	32
TJ Lang, G	6-7	5-6	0-0	1-0-1	5	17	1	1	0	0	27
Jonathan Walker	0-0	0-0	0-0	0-0-0	0	0	0	0	0	0	2
Patrick Keim	0-1	0-1	0-2	0-2-2	3	0	1	2	0	1	12
Jordan Granger	3-4	1-2	0-0	1-6-7	2	7	4	1	0	1	28
Devin Waddell	0-0	0-0	0-0	0-0-0	0	0	0	0	0	0	4
New Williams	0-0	0-0	0-0	0-0-0	0	0	0	1	0	0	2
Team				1-4-5							
Totals	33-54	15-23	9-19	7-28-35	20	90	18	21	9	6	200

FG%: 1st Half 17-28 .607, 2nd Half 16-26 .615, Game 33-54 .611; 3FG%: 1st Half 9-15 .600, 2nd Half 6-8 .750, Game 15-23 .652; FT%: 1st Half 3-5 .600, 2nd Half 6-14 .429, Game 9-19 .474; Deadball Rebounds: 2.

Arkansas	FG	3FG	FT	O-D-T	F	TP	A	T	B	S	M
Moses Kingsley, F	7-10	0-0	6-14	5-5-10	2	20	0	2	3	4	35
Willy Kouassi, C	0-0	0-0	0-0	1-0-1	1	0	0	1	0	0	3
Jabril Durham, G	2-5	2-3	6-8	0-4-4	3	12	10	1	0	4	30
Anthlon Bell, G	9-18	3-8	0-0	1-2-3	1	21	1	2	1	1	29
Anton Beard, G	0-5	0-4	2-4	0-1-1	2	2	2	2	0	2	20
Trey Thompson	2-3	0-0	0-0	0-1-1	1	4	2	2	1	1	20
Dusty Hannahs	6-17	4-9	2-2	1-3-4	4	18	0	0	0	0	24
Manuale Watkins	2-3	0-0	3-3	0-2-2	0	7	3	1	1	0	17
Jimmy Whitt	0-3	0-1	0-0	0-1-1	0	0	1	0	0	0	12
Keaton Miles	1-2	0-0	0-0	3-1-4	3	2	0	1	1	0	10
Team				3-0-3							
Totals	29-66	9-25	19-31	14-20-34							



• Game 26 •

Ole Miss 69, Auburn 59
February 20, 2016
Auburn Arena
Auburn, Ala.

Cinmeon Bowers notched his third-straight double-double with 11 points and 18 rebounds as Auburn lost to Ole Miss 69-59 in Auburn Arena. The Tigers welcomed back T.J. Dunans, who missed the previous 15 games with an injured knee, but lost Tyler Harris with over 16 minutes left to play with a head injury. Dunans came in averaging 12.4 points, finishing with seven points in 21 minutes, while Harris had 13 points, seven rebounds, three steals and two assists before exiting. After Dunans' layup cut the Rebels' lead to 46-42 with 14:39 remaining, Ole Miss went on a 9-1 run to take a 55-43 lead three minutes later. The Tigers cut the lead to 61-56 on a Jordon Granger alley-oop dunk with 6:31 left. Auburn scored the first seven points of the game, capped by a Bryce Brown 3, and led 16-11 eight minutes in. After another Brown 3 tied it at 22, Ole Miss took the lead for good on a Terence Davis trey en route to a 13-4 run for a 35-26 lead. Horace Spencer had six points, nine rebounds and five blocks while Granger added nine points on 2-of-4 3-pointers. Stefan Moody, the SEC's leading scorer at 22.8 ppg, scored a game-high 23 points and five assists with 4-of-9 treys.

Ole Miss	FG	3FG	FT	O-D-T	F	TP	A	T	B	S	M
Sebastian Saiz, F	0-5	0-0	2-2	1-1-2	2	2	2	1	1	1	21
Tomasz Gielo, F	4-10	3-5	0-0	0-3-3	3	11	1	1	0	0	31
Anthony Perez, F	2-3	1-2	0-0	1-3-4	2	5	3	2	1	0	20
Martavious Newby, G1-4	0-1	2-2	3-4	3-4-7	3	4	1	1	0	1	28
Stefan Moody, G	8-18	4-9	3-6	0-2-2	1	23	5	2	1	0	35
Terence Davis	2-4	1-2	1-2	0-2-2	1	6	0	0	0	2	8
Marcanvis Hymon	6-8	0-0	0-0	3-3-6	4	12	0	0	0	1	24
Rasheed Brooks	2-6	0-1	0-2	2-5-7	4	4	1	1	0	0	20
D.Fitzpatrick-Dorsey	1-3	0-1	0-3	0-1-1	2	2	1	0	0	1	13
Team				1-2-3							
Totals	26-61	9-21	8-17	11-26-37	22	69	14	8	3	6	200

FG%: 1st Half 14-34 .412, 2nd Half 12-27 .444, Game 26-61 .426;
3FG%: 1st Half 6-13 .462, 2nd Half 3-8 .375, Game 9-21 .429; FT%:
1st Half 6-11 .545, 2nd Half 2-6 .333, Game 8-17 .471; Deadball
Rebounds: 2.

Auburn	FG	3FG	FT	O-D-T	F	TP	A	T	B	S	M
Horace Spencer, F	2-8	0-1	2-3	3-6-9	4	6	2	1	5	0	19
Tyler Harris, F	3-6	0-1	7-10	2-5-7	3	13	2	1	1	3	20
Bryce Brown, G	3-11	3-9	0-0	0-2-2	4	9	0	1	0	0	33
Cinmeon Bowers, G3-9	0-0	5-8	5-13	1-8	2	11	2	6	0	1	37
TJ Lang, G	1-7	1-7	1-3	1-2-3	5	4	1	2	0	0	31
T.J. Dunans	3-7	0-1	1-2	1-1-2	4	7	2	4	2	0	21
Patrick Keim	0-0	0-0	0-0	0-0-0	0	0	0	1	0	0	1
Jordon Granger	3-5	2-4	1-2	0-0-0	0	9	2	0	0	0	30
Devin Waddell	0-0	0-0	0-0	0-0-0	1	0	0	0	0	1	7
New Williams	0-1	0-1	0-0	0-0-0	0	0	0	0	0	0	1
Team				4-2-6							
Totals	18-54	6-24	17-28	16-31-47	23	59	11	6	8	5	200

FG%: 1st Half 10-26 .385, 2nd Half 8-28 .286, Game 18-54 .333;
3FG%: 1st Half 4-14 .286, 2nd Half 2-10 .200, Game 17-28 .607;
FT%: 1st Half 9-17 .529, 2nd Half 8-11 .727, Game 17-28 .607;
Deadball Rebounds: 5.

SCORE BY PERIODS	1	2	F
Ole Miss (17-10, 7-7)	40	29	--
Auburn (10-16, 4-10)	33	26	--

OFFICIALS--Mike Nance, Karl Hess, Glenn Tuitt
TECHNICAL FOULS--None
ATTENDANCE--8,046

• Game 27 •

Auburn 84, Georgia 81
February 24, 2016
Auburn Arena
Auburn, Ala.

Auburn played without leading scorer Tyler Harris, but the Tigers were no worse for wear. TJ Lang, Jordon Granger, Horace Spencer, T.J. Dunans and Bryce Brown all had career bests on the stat sheet, and Auburn held off Georgia 84-81 in Auburn Arena to surpass its regular-season SEC win total from a year ago. Lang scored a career-high 21 points and Granger had career highs with 18 points and 11 rebounds on his way to his first college double-double. Horace Spencer scored a career-high 9 points and had 8 rebounds, Dunans had a career-best 7 assists in his second game back from missing 15 games with injury, and Brown had a career-best 6 rebounds. Harris didn't dress out after suffering a concussion in the previous game and the Tigers' double-double machine, Cinmeon Bowers, played only three minutes in the first half because of foul trouble. Auburn, playing shorthanded most of the season anyway, played through it. What Auburn had was a 16-point first-half lead, and then clutch free throw shooting down the stretch to hold on. Auburn hit 10-of-12 free throw attempts in the final 41 seconds. Auburn won for the second time in the last three games. What Auburn had was a 16-point first-half lead, and then clutch free throw shooting down the stretch to hold on. Auburn hit 10-of-12 free throw attempts in the final 41 seconds.

Georgia	FG	3FG	FT	O-D-T	F	TP	A	T	B	S	M
Yante Maten, F	5-9	0-0	0-0	1-7-8	3	10	0	1	1	0	28
Derek Ogbeide, F	2-6	0-0	0-0	2-5-7	1	4	0	1	3	0	20
Charles Mann, G	3-9	1-2	4-4	0-5-5	5	11	3	4	0	0	26
Kenny Gaines, G	7-16	6-12	3-6	0-3-3	5	23	1	4	2	1	35
J.J. Frazier, G	7-14	3-4	12-16	2-4-6	3	29	6	2	0	1	33
William Jackson II	0-0	0-0	0-0	0-0-0	0	0	0	0	0	0	3
E'Torriion Wilridge	0-0	0-0	0-2	0-1-1	1	0	1	1	1	0	10
Osahen Iduwe	0-0	0-0	0-0	0-1-1	2	0	0	0	0	0	2
Houston Kessler	0-1	0-1	0-0	0-2-2	3	0	1	1	0	0	12
Kenny Paul Geno	0-3	0-3	0-0	0-0-0	4	0	2	0	1	0	15
Mike Edwards	2-6	0-0	0-0	6-2-8	3	4	0	1	0	0	16
Team				3-2-5							
Totals	26-64	10-22	19-28	14-32-46	30	81	14	15	8	2	200

FG%: 1st Half 7-27 .259, 2nd Half 19-37 .514, Game 26-64 .406;
3FG%: 1st Half 3-10 .300, 2nd Half 7-12 .583, Game 10-22 .455;
FT%: 1st Half 6-9 .667, 2nd Half 13-19 .684, Game 19-28 .679;
Deadball Rebounds: 4.

Auburn	FG	3FG	FT	O-D-T	F	TP	A	T	B	S	M
Horace Spencer, F	4-8	0-0	1-2	3-5-8	5	9	1	5	4	3	29
Jordon Granger, F	4-9	4-7	6-6	2-9-11	2	18	0	0	1	1	33
T.J. Dunans, G	3-11	1-4	5-6	0-4-4	5	12	7	1	0	1	32
Cinmeon Bowers, G3-5	1-1	1-3	1-4-5	3-8	1	3	0	0	0	1	17
TJ Lang, G	5-7	3-4	8-10	1-0-1	1	21	1	0	0	0	33
Bryce Brown	2-11	2-5	6-8	2-4-6	2	12	0	0	0	0	26
Patrick Keim	0-2	0-1	2-4	0-1-1	1	2	1	0	0	0	8
Devin Waddell	1-3	0-2	0-0	0-0-0	3	2	0	0	0	0	13
New Williams	0-0	0-0	0-0	0-1-1	3	0	1	1	1	1	9
Team				0-1-1							
Totals	22-56	11-24	29-39	9-29-38	25	84	12	12	5	6	200

FG%: 1st Half 13-34 .382, 2nd Half 9-22 .409, Game 22-56 .393;
3FG%: 1st Half 6-13 .462, 2nd Half 5-11 .455, Game 11-24 .458;
FT%: 1st Half 7-9 .778, 2nd Half 22-30 .733, Game 29-39 .744;
Deadball Rebounds: 3.

SCORE BY PERIODS	1	2	F
Georgia (14-12, 7-8)	23	58	--
Auburn (11-16, 5-10)	39	45	--

OFFICIALS--Joe Lindsay, Lee Cassell, Doug Sirmons
TECHNICAL FOULS--Osahen Iduwe, UGa; Cinmeon Bowers, AU;
Jordon Granger, AU

• Game 28 •

Alabama 65, Auburn 57
February 27, 2016
Coleman Coliseum
Tuscaloosa, Ala.

Bruce Pearl found a bright spot or two in freshmen Horace Spencer and Bryce Brown, but not even their play could flip a box score that turned against Auburn late in the second half in Coleman Coliseum. Alabama beat Auburn 65-57 in a game of wild swings that saw the Tide lead by 10 in the first half, the Tigers lead by 10 in the second half and fans on both sides groaning because of missed free throws. Auburn was trying to sweep Alabama in the regular season for the first time since 2009. Auburn led with 9 minutes to play, then scored only nine more points. A total of 56 free throws were shot, and 27 were missed. But Pearl said some youth was served in the play of the steadily-improving Spencer, who had a career-best 10 points; and Brown, who hit four 3s and scored a team-best 14 points. Both teams squandered chances in the second half. In the second half, Alabama had to rally to finish hitting 11-of-22 free throws while Auburn only hit 4-of-12. Auburn's always-changing lineup changed again with the return of Tyler Harris, who had missed the previous game because of a concussion he suffered against Ole Miss. He played 27 minutes and scored 7 points. Auburn rallied from a 10-point deficit to tie the game on the first basket of the second half at 31. A Brown 3 gave the Tigers their first lead at 36-33 with 17:59 left. The Tigers outscored Alabama 11-2 in the first three-plus minutes of the second half to flip the momentum and gain a 10-point cushion. Auburn hit its first eight shots of the second half on the way to a 46-37 lead with 13:30 left. But then the Tigers went 10-22 without a field goal. Alabama tied it at 48 with 6:20 left. The Tide took a 50-49 lead with 5:35 to go and held on. Cinmeon Bowers added 12 points. Retin Obasohan led Alabama with 16. Auburn was cold to start the game Saturday, scoring just one field goal in the first eight minutes and eventually falling behind by 10 points. But the Tigers hung in there, rode the outside shooting of Brown and the inside work of Spencer, and found themselves down only 31-29 at halftime. Auburn hit eight of its final 17 shots of the half, with Spencer leading the way with 8 points and Brown adding two 3-pointers.

Auburn	FG	3FG	FT	O-D-T	F	TP	A	T	B	S	M
Horace Spencer, F	5-8	0-0	0-0	2-1-3	5	10	0	1	1	0	16
Cinmeon Bowers, F5-15	1-3	1-6	1-12	1-13	3	12	1	2	1	1	33
Jordon Granger, F	0-3	0-2	3-6	1-0-1	4	3	0	0	0	0	17
T.J. Dunans, G	3-8	0-1	3-5	0-1-1	4	9	5	6	1	2	38
TJ Lang, G	1-3	0-2	0-0	0-3-3	1	2	1	3	0	0	34
Bryce Brown	5-9	4-6	0-0	4-12	4	14	0	2	0	0	35
Tyler Harris	1-1	0-0	5-10	4-8-12	3	7	0	4	0	1	27
Team				2-1-3							
Totals	20-47	5-14	12-27	10-26-36	24	57	17	18	3	4	200

FG%: 1st Half 9-25 .360, 2nd Half 11-22 .500, Game 20-47 .426; 3FG%:
1st Half 3-8 .375, 2nd Half 2-6 .333, Game 5-14 .357; FT%: 1st Half
8-15 .533, 2nd Half 4-12 .333, Game 12-27 .444; Deadball Rebounds: 8.

Alabama	FG	3FG	FT	O-D-T	F	TP	A	T	B	S	M
Riley Norris, F	2-6	0-3	0-3	1-7-8	3	4	0	2	0	0	2
Michael Kessens, F	2-3	0-0	3-4	1-2-3	3	7	1	2	1	1	26
Jimmie Taylor, F	1-4	0-0	0-3	1-2-3	2	2	0	2	0	0	11
Arthur Edwards, G	4-8	3-6	4-4	0-3-3	0	15	2	0	0	2	35
Retin Obasohan, G	5-12	1-2	5-9	1-5-6	3	16	3	1	2	2	29
Justin Coleman	1-10	1-5	2-2	0-0-0	2	5	6	3	0	2	30
Shannon Hale	1-5	1-3	3-4	1-2-3	4	6	0	2	0	0	2
Brandon Austin	0-0	0-0	0-0	0-0-0	1	0	0	0	0	0	2
Donta Hall	5-6	0-0	0-0	5-3-8	5	10	0	1	2	0	16
Team				2-1-3							
Totals	21-54	6-19	17-29	13-24-37	23	65	12	13	4	7	200

FG%: 1st Half 11-27 .407, 2nd Half 10-27 .370, Game 21-54 .389;
3FG%: 1st Half 3-10 .300, 2nd Half 3-9 .333, Game 6-19 .316; FT%:
1st Half 6-7 .857, 2nd Half 11-22 .500, Game 17-29 .586; Deadball
Rebounds: 6.

SCORE BY PERIODS	1	2	F
Auburn (11-17, 5-11)	29	28	--
Alabama (17-11, 8-8)	31	34	--

OFFICIALS--Tony Greene, Tim Gattis, James Breeding
TECHNICAL FOULS--None
ATTENDANCE--15,383 (c)



• Game 29 •

#20/18 Texas A&M 81, Auburn 63
March 1, 2016
Auburn Arena
Auburn, Ala.

Tyler Harris went out in style in his final home game on Senior Night, and thanked the fans in the process. But the game that started with promise slipped away from Auburn. Texas A&M beat the Tigers 81-63 in Auburn Arena despite Harris scoring 20 points, grabbing 8 rebounds and having a career-high 3 blocks. The Aggies stayed tied with Kentucky atop the SEC with one game to play. Harris, who came to Auburn as a graduate transfer before the season, was the bright spot for the Tigers. It was the final home game for Harris and fellow seniors Cinmeon Bowers and Jordon Granger, as well as walk-ons Cole Stockton and Jonathan Harris. Auburn started well enough, and even enjoyed an 11-point first-half lead, but cold shooting and a rebounding disadvantage finally caught up with the Tigers. Auburn was hot in the beginning, going on a 12-0 run to go up 24-16. The Tigers led by 11 a short time later. But Auburn didn't score the final three minutes of the first half and the Aggies closed on a 14-3 run to tie things up at 33-all at halftime. The Aggies kept going, stretching their success late in the first half into the second half. A&M outscored Auburn 27-3 during an extended stretch to take a 45-33 lead with 16:40 left in the game. A&M led by 22 with 4:33 remaining. Texas A&M outrebounded Auburn a whopping 32-12 in the first half and took 13 more shots. But Auburn was right there thanks to two 3-pointers apiece from Granger, TJ Lang and Bryce Brown. The Aggies missed all 10 of his 3-point attempts. The final numbers fell short for Auburn as well. The Tigers were outrebounded 51-27.

Texas A&M	FG	3FG	FT	O-D-T	F	TP	A	T	B	S	M
Jalen Jones, F	6-15	0-3	4-4	3-5-8	3	16	0	1	0	1	28
Tyler Davis, C	4-8	0-0	6-7	6-3-9	2	14	0	3	0	0	26
Anthony Collins, G	2-3	0-0	0-0	0-2-2	1	4	3	2	0	1	26
Alex Caruso, G	1-6	0-0	3-3	0-9-9	4	5	7	1	0	2	26
Danuel Eubanks, G	7-13	1-6	4-4	4-1-5	0	19	0	2	0	0	27
Kobie Eubanks	0-1	0-0	0-0	1-0-1	1	0	0	0	0	0	3
DJ Hogg	1-4	1-4	0-0	0-2-2	0	3	2	1	1	1	18
Admon Gilder	3-6	2-3	2-2	0-1-1	4	10	0	0	0	2	20
T.Trocha-Morelos	2-7	1-4	3-4	2-2-4	2	8	0	2	0	0	12
Tavario Miller	0-2	0-0	2-2	3-2-5	1	2	1	1	0	1	14
Team				2-3-5							
Totals	26-65	5-20	24-26	21-30-51	18	81	13	13	1	8	200

FG%: 1st Half 14-41 .341, 2nd Half 12-24 .500, Game 26-65 .400; 3FG%: 1st Half 0-10 .000, 2nd Half 5-10 .500, Game 5-20 .250; FT%: 1st Half 5-5 1.000, 2nd Half 19-21 .905, Game 24-26 .923; Deadball Rebounds: 0.

Auburn	FG	3FG	FT	O-D-T	F	TP	A	T	B	S	M
Horace Spencer, F	3-5	0-0	1-2	1-2-3	3	7	1	1	2	0	24
Cinmeon Bowers, G	1-4	0-2	2-2	1-4-5	2	4	1	2	0	0	27
Tyler Harris, F	8-14	0-1	4-5	2-6-8	4	20	1	1	3	1	31
Jordan Granger, F	3-7	2-6	0-0	1-3-4	3	8	0	2	1	1	30
TJ Lang, G	3-7	3-7	1-2	0-1-1	3	10	1	0	0	0	27
Bryce Brown	2-10	2-8	0-0	0-1-1	2	6	1	1	0	0	25
T.J. Dunans	2-6	0-1	4-7	1-1-2	3	8	7	3	1	3	29
Jonathan Walker	0-0	0-0	0-0	0-0-0	0	0	0	0	0	0	2
Zach Allison	0-0	0-0	0-0	0-0-0	0	0	0	0	0	0	2
Cole Blackstock	0-0	0-0	0-0	0-0-0	0	0	0	0	0	0	1
Cole Stockton	0-1	0-1	0-0	0-0-0	0	0	0	0	0	0	1
New Williams	0-1	0-1	0-0	0-1-1	0	0	1	0	0	0	1
Team				1-1-2							
Totals	22-55	7-27	12-18	7-20-27	20	63	12	11	7	5	200

FG%: 1st Half 12-28 .429, 2nd Half 10-27 .370, Game 22-55 .400; 3FG%: 1st Half 6-15 .400, 2nd Half 1-12 .083, Game 7-27 .259; FT%: 1st Half 3-4 .750, 2nd Half 9-14 .643, Game 12-18 .667; Deadball Rebounds: 2.

SCORE BY PERIODS	1	2	F
Texas A&M (23-7, 12-5)	33	48	-- 81
Auburn (11-18, 5-12)	33	30	-- 63

OFFICIALS--Anthony Jordan, Doug Sirmons, Don Daily
TECHNICAL FOULS--Cinmeon Bowers, AU
ATTENDANCE--7,238

• Game 30 •

Mississippi State 79, Auburn 66
March 5, 2016
Humphrey Coliseum
Starkville, Miss.

TJ Lang scored 16 points on 4-of-6 treys, Cinmeon Bowers had his 14th double-double with 10 points and 11 rebounds as Auburn fell at Mississippi State 79-66 in the regular season finale for both teams in Humphrey Coliseum. Tyler Harris added 13 points, five rebounds and three assists while Horace Spencer scored a career-high 13 points with five rebounds and three blocks. Auburn scored the first eight points of the game behind back-to-back Lang 3-pointers. Mississippi State used a 14-2 run with four straight 3s to take a 20-13 lead with 6:43 left in the half. State used a 10-0 run to go up 32-16 and increased it to as much as 39-20 at the half. After a State basket to open the second half, Auburn scored eight straight points to cut the lead to 41-28. A Lang 3 and Dunans layup brought the Tigers to within 52-43 with just over 12 minutes to go as Auburn opened the half making 9-of-13 shots. Malik Newman led Mississippi State with 17 points while Quindary Weatherspoon added 16 points and Gavin Ware 10 points and 12 rebounds.

Auburn	FG	3FG	FT	O-D-T	F	TP	A	T	B	S	M
Horace Spencer, F	6-10	0-0	1-2	1-4-5	4	13	2	2	3	1	21
Tyler Harris, F	5-11	0-1	3-5	1-4-5	3	13	3	1	1	1	34
Jordan Granger, F	0-3	0-3	0-2	0-1-1	0	0	1	0	0	1	23
T.J. Dunans, G	3-11	0-1	2-2	0-1-1	5	8	4	2	0	3	26
TJ Lang, G	5-7	4-6	2-3	1-3-4	3	16	0	3	0	2	33
Bryce Brown	1-6	1-4	0-0	1-1-2	4	3	0	1	0	0	24
Cinmeon Bowers	4-9	1-3	1-2	1-10-11	1	10	0	3	0	1	24
Jonathan Walker	0-0	0-0	0-0	0-0-0	0	0	0	0	0	0	1
Patrick Keim	1-1	1-1	0-0	0-0-0	0	3	0	0	0	1	9
Zach Allison	0-0	0-0	0-0	0-2-2	1	0	0	2	0	0	2
Devin Waddell	0-1	0-0	0-0	0-0-0	0	0	1	0	0	0	2
Cole Blackstock	0-0	0-0	0-0	0-0-0	0	0	0	0	0	0	1
Team				3-1-4							
Totals	25-59	7-19	9-16	8-27-35	21	66	11	16	4	10	200

FG%: 1st Half 8-29 .276, 2nd Half 17-30 .567, Game 25-59 .424; 3FG%: 1st Half 2-11 .182, 2nd Half 5-8 .625, Game 7-19 .368; FT%: 1st Half 2-6 .333, 2nd Half 7-10 .700, Game 9-16 .563; Deadball Rebounds: 3.

Mississippi State	FG	3FG	FT	O-D-T	F	TP	A	T	B	S	M
Johnny Zuppardo, F	0-2	0-0	0-0	0-0-0	2	0	0	0	0	0	11
Gavin Ware, F	4-7	0-0	2-3	3-9-12	1	10	2	3	2	2	29
Fred Thomas, G	1-3	1-2	4-7	0-3-3	2	7	1	1	0	1	20
Travis Daniels, G	2-6	2-4	0-0	2-5-7	2	6	1	0	1	1	30
Craig Sword, G	4-11	0-3	3-4	0-3-3	2	11	2	5	1	1	29
Carter Holmes	0-0	0-0	0-0	0-0-0	0	0	0	0	0	0	1
Q Weatherspoon	4-12	4-6	4-4	3-3-6	3	16	2	2	0	2	27
Malik Newman	7-11	3-4	0-1	2-3-5	1	17	2	4	0	0	19
IJ Ready	2-6	1-3	3-4	1-2-3	1	8	5	1	0	1	23
Reggie Patterson	1-1	0-0	0-0	0-0-0	0	2	0	0	0	0	1
Jett Jobe	0-1	0-0	0-0	0-0-0	0	0	0	0	0	0	1
Aric Holman	1-2	0-1	0-0	1-2-3	0	2	0	0	1	0	9
Team				1-0-1							
Totals	26-62	11-25	16-23	13-30-43	14	79	15	16	5	8	200

FG%: 1st Half 14-30 .467, 2nd Half 12-32 .375, Game 26-62 .419; 3FG%: 1st Half 6-14 .429, 2nd Half 5-11 .455, Game 11-25 .440; FT%: 1st Half 5-7 .714, 2nd Half 11-16 .688, Game 16-23 .696; Deadball Rebounds: 3.

SCORE BY PERIODS	1	2	F
Auburn (11-19, 5-13)	20	46	-- 66
Mississippi State (14-16, 7-11)	39	40	-- 79

OFFICIALS--Antinio Petty, John Hampton, Byron Jarrett
TECHNICAL FOULS--T.J. Dunans, AU
ATTENDANCE--7,722

• Game 31 •

Tennessee 97, Auburn 59
March 9, 2016
SEC Tournament First Round
Bridgestone Arena • Nashville, Tenn.

Bruce Pearl can now officially look to his incoming recruiting class and a couple of potential impact players already in school — now that the Tigers' year of injuries is over. Tennessee denied Auburn a repeat of last season's run in the SEC Tournament by beating the Tigers 97-59 in the first round of this year's event in Bridgestone Arena, a loss that ended the Tigers' season with an 11-20 record. Auburn won three games in the SEC Tournament last season in Bridgestone. This year, the Tigers beat Tennessee in their SEC opener, then beat perennial SEC power Kentucky and then Alabama in back-to-back games. But the revolving-door lineup caused by injuries and the departure of leading-scorer Kareem Canty midway through led to inconsistencies. Auburn will look to next year with a host of 3-point shooters returning; the return of the emerging big man Horace Spencer; and the first game look of practice-star Danjel Purifoy. The Tigers' recruiting class includes 6-5 guard Mustapha Herron, the first five-star signee in Auburn history. This was the last Auburn game for seniors Cinmeon Bowers, Tyler Harris and Jordon Granger. Shooter T.J. Dunans, who missed 15 games in the middle of the season with a knee injury and returned as a point guard, led the Tigers with 17 points. Harris had 14. Detrick Mostella led Tennessee with 17 points. Auburn dug itself an early hole, falling behind 7-0 and then trailing by 22 with four minutes left in the first half. The Volunteers led 44-25 at halftime, and though Auburn had seven players score, no one had more than five points. Even the Tigers' patented 3-point shots weren't falling. Auburn hit only 4-of-24. Tennessee hit 11-of-25.

Auburn	FG	3FG	FT	O-D-T	F	TP	A	T	B	S	M
Horace Spencer, F	1-4	0-0	3-7	1-2-3	3	5	0	2	1	0	23
Tyler Harris, F	5-13	0-0	4-6	4-5-9	3	14	1	2	0	0	27
Jordan Granger, F	1-4	1-4	0-0	0-2-2	1	3	0	0	0	0	25
T.J. Dunans, G	5-10	1-3	6-6	1-3-4	4	17	1	2	0	1	33
TJ Lang, G	1-4	0-3	3-4	2-1-3	3	5	0	0	0	0	27
Bryce Brown	1-9	1-8	4-4	0-1-1	1	7	0	2	0	0	24
Cinmeon Bowers	2-7	0-2	1-2	1-3-4	3	5	1	0	0	1	24
Jonathan Walker	0-0	0-0	0-0	1-1-2	0	0	0	0	0	0	2
Patrick Keim	0-1	0-1	0-0	0-1-1	0	0	0	1	0	1	5
Zach Allison	0-0	0-0	0-0	0-1-1	0	0	1	0	0	0	2
Devin Waddell	0-1	0-1	0-0	0-0-0	0	0	0	2	0	0	2
Cole Blackstock	0-0	0-0	0-0	0-0-0	1	0	0	0	0	0	2
Cole Stockton	1-3	1-2	0-0	0-0-0	0	3	0	0	0	0	2
New Williams	0-1	0-0	0-0	0-0-0	0	0	0	0	0	0	2
Team				4-0-4	1						
Totals	17-57	4-24	21-29	14-20-34	23	59	4	11	1	3	200

FG%: 1st Half 8-31 .258, 2nd Half 9-26 .346, Game 17-57 .298; 3FG%: 1st Half 3-13 .231, 2nd Half 1-11 .091, Game 4-24 .167; FT%: 1st Half 6-9 .667, 2nd Half 15-20 .750, Game 21-29 .724; Deadball Rebounds: 6.

Tennessee	FG	3FG	FT	O-D-T	F	TP	A	T	B	S	M
Armani Moore, F	10-13	0-1	2-5	1-3-4	1	22	5	1	1	1	29
Admiral Schofield, F	4-6	2-3	2-2	1-1-2	3	12	2	0	1	0	18
Derek Reese, F	3-6	2-3	1-3	1-10-11	3	9	3	2	0	1	29
Shembari Phillips, G	1-2	0-1	3-4	1-1-2	4	5	2	2	0	0	25
Devon Bulkman, G	4-8	4-8	4-4	3-2-5	2	16	1	1	1	1	28
Ray Kasongo	2-3	0-0	0-0	1-0-1	3	4	0	0	0	0	9
Robert Hubbs III	3-4	1-2	0-0	1-2-3	3	7	2	2	0	0	20
Kyle Alexander	0-0	0-0	0-2	0-2-2	2	0	0	0	0	0	8
Detrick Mostella	6-12	1-5	4-4	0-3-3	4	17	4	0	1	1	24
Lucas Campbell	1-3	1-2	0-0	0-1-1	0	3	0	0	0	0	4
Brad Woodson	0-1	0-0	2-2	0-1-1	1	2	1	0	0		



FINAL 2015-16 SEC STANDINGS

	SEC	PCT.	ALL	PCT.	POSTSEASON		SEC	PCT.	ALL	PCT.	POSTSEASON
Texas A&M^	13-5	.722	28-9	.757	NCAA	Florida	9-9	.500	21-15	.583	NIT
Kentucky^%	13-5	.722	27-9	.750	NCAA	Arkansas	9-9	.500	16-16	.500	
South Carolina	11-7	.611	25-9	.735	NIT	Alabama	8-10	.444	18-15	.546	NIT
LSU	11-7	.611	19-14	.576		Mississippi State	7-11	.389	14-17	.452	
Vanderbilt	11-7	.611	19-14	.576	NCAA	Tennessee	6-12	.333	15-19	.441	
Georgia	10-8	.556	20-14	.600	NIT	Auburn	5-13	.278	11-20	.355	
Ole Miss	10-8	.556	20-12	.625		Missouri	3-15	.167	10-21	.323	

^ SEC Champion; % SEC Tournament Champion

Team Statistics

SCORING OFFENSE				3-POINT FG PERCENTAGE				BLOCKS					
TEAM	G	PTS	AVG	TEAM	3FGM	3FGA	PCT	TEAM	G	NO	AVG		
1. Kentucky	36	2861	79.5	1. Vanderbilt	255	651	.392	1. Kentucky	36	209	5.8		
2. LSU	33	2602	78.8	1. Arkansas	216	544	.397	2. Vanderbilt	33	182	5.5		
3. Arkansas	32	2501	78.2	2. Vanderbilt	273	714	.382	3. Alabama	33	176	5.3		
4. Texas A&M	37	2828	76.4	3. Georgia	220	598	.368	4. Arkansas	32	165	5.2		
5. South Carolina	34	2583	76.0	4. Kentucky	244	666	.366	5. Georgia	34	175	5.1		
6. Vanderbilt	33	2506	75.9	5. South Carolina	216	615	.351	6. Tennessee	34	156	4.6		
7. Ole Miss	32	2405	75.2	6. Texas A&M	275	795	.346	7. South Carolina	34	151	4.4		
8. Tennessee	34	2554	75.1	7. Auburn	272	799	.340	8. Mississippi State	31	133	4.3		
9. Mississippi State	31	2323	74.9	8. Alabama	259	763	.339	9. Florida	36	153	4.3		
10. Florida	36	2677	74.4	9. Ole Miss	252	745	.338	10. Auburn	31	126	4.1		
11. Auburn	31	2192	70.7	10. Mississippi State	225	674	.334	11. Texas A&M	37	129	3.5		
12. Georgia	34	2401	70.6	11. LSU	203	620	.327	12. Ole Miss	32	100	3.1		
13. Missouri	31	2126	68.6	12. Tennessee	251	767	.327	13. LSU	33	90	2.7		
14. Alabama	33	2193	66.5	13. Florida	258	809	.319	14. Missouri	31	81	2.6		
				14. Missouri	175	565	.310						
SCORING DEFENSE				3-POINT FG PERCENTAGE DEFENSE				STEALS					
TEAM	G	PTS	AVG.	TEAM	3FGM	3FGA	PCT	TEAM	G	NO	AVG		
1. Texas A&M	37	2458	66.4	1. Vanderbilt	183	622	.294	1. LSU	33	263	8.0		
2. Vanderbilt	33	2225	67.4	2. Kentucky	201	616	.326	2. Ole Miss	32	242	7.6		
3. Alabama	33	2242	67.9	3. Alabama	211	642	.329	3. Arkansas	32	237	7.4		
4. Kentucky	36	2451	68.1	4. Texas A&M	272	824	.330	4. Texas A&M	37	254	6.9		
5. Florida	36	2479	68.9	5. Georgia	259	783	.331	5. South Carolina	34	230	6.8		
6. South Carolina	34	2357	69.3	6. Missouri	236	702	.336	6. Florida	36	235	6.5		
7. Georgia	34	2369	69.7	7. Tennessee	248	726	.342	7. Mississippi State	31	202	6.5		
8. Ole Miss	32	2306	72.1	8. Florida	233	679	.343	8. Alabama	33	192	5.8		
9. Mississippi State	31	2256	72.8	9. Mississippi State	214	623	.344	9. Kentucky	36	206	5.7		
10. Missouri	31	2262	73.0	10. Auburn	232	667	.348	10. Missouri	31	169	5.5		
11. Arkansas	32	2390	74.7	11. LSU	262	749	.350	11. Auburn	31	166	5.4		
12. Tennessee	34	2556	75.2	12. Ole Miss	249	701	.355	12. Tennessee	34	180	5.3		
13. LSU	33	2543	77.1	13. South Carolina	287	806	.356	13. Georgia	34	164	4.8		
14. Auburn	31	2421	78.1	14. Arkansas	231	644	.359	14. Vanderbilt	33	139	4.2		
FIELD GOAL PERCENTAGE				3-POINT FIELD GOALS PER GAME				TURNOVER MARGIN					
TEAM	FGM	FGA	PCT	TEAM	G	NO	AVG	TEAM	TO	Caused	Margin		
1. Kentucky	1028	2149	.478	1. Auburn	31	272	8.8	1. Arkansas	11.2	14.3	+3.1		
2. LSU	915	1990	.460	2. Vanderbilt	33	273	8.3	2. Texas A&M	11.8	14.0	+2.3		
3. Mississippi State	850	1862	.456	3. Ole Miss	32	252	7.9	3. Ole Miss	12.1	14.2	+2.2		
4. Vanderbilt	857	1879	.456	4. Alabama	33	259	7.8	4. LSU	11.9	13.8	+1.9		
5. Texas A&M	969	2144	.452	5. Texas A&M	37	275	7.4	5. Florida	11.3	13.1	+1.8		
6. Arkansas	883	1992	.443	6. Tennessee	34	251	7.4	6. South Carolina	13.6	14.9	+1.3		
7. South Carolina	882	2041	.432	7. Mississippi State	31	225	7.3	7. Kentucky	11.2	12.4	+1.2		
8. Florida	930	2184	.426	8. Florida	36	258	7.2	8. Tennessee	11.2	12.3	+1.1		
9. Georgia	799	1891	.423	9. Kentucky	36	244	6.8	9. Mississippi State	12.7	13.0	+0.4		
10. Alabama	738	1750	.422	10. Arkansas	32	216	6.8	10. Auburn	13.8	13.0	-0.8		
11. Missouri	732	1736	.422	11. Georgia	34	220	6.5	11. Alabama	13.3	12.2	-1.1		
12. Tennessee	890	2116	.421	12. South Carolina	34	216	6.4	12. Missouri	12.5	11.1	-1.4		
13. Ole Miss	796	1915	.416	13. LSU	33	203	6.2	13. Vanderbilt	11.7	9.9	-1.8		
14. Auburn	724	1819	.398	14. Missouri	31	175	5.6	14. Georgia	13.2	10.7	-2.4		
FIELD GOAL PERCENTAGE DEFENSE				FREE THROW PERCENTAGE				REBOUND MARGIN					
TEAM	FGM	FGA	PCT	TEAM	FTM	FTA	PCT	TEAM	REB	AVG	OPPAVG	Mar.	
1. Vanderbilt	784	2033	.386	1. Tennessee	523	721	.725	1. South Carolina	1371	40.3	1165	34.3	+6.1
2. Georgia	770	1976	.390	2. Mississippi State	398	549	.725	2. Kentucky	1396	38.8	1209	33.6	+5.2
3. Kentucky	827	2082	.397	3. Ole Miss	561	791	.709	3. Texas A&M	1418	38.3	1255	33.9	+4.4
4. South Carolina	779	1961	.397	4. Georgia	583	823	.708	4. Georgia	1320	38.8	1215	35.7	+3.1
5. Texas A&M	831	2055	.404	5. Missouri	487	688	.708	5. Ole Miss	1230	38.4	1164	36.4	+2.1
6. Alabama	769	1878	.409	6. Vanderbilt	519	747	.695	6. Florida	1437	39.9	1365	37.9	+2.0
7. Florida	868	2110	.411	7. Arkansas	519	748	.694	7. Vanderbilt	1272	38.5	1235	37.4	+1.1
8. Missouri	759	1791	.424	8. Kentucky	561	813	.690	8. Arkansas	1186	37.1	1187	37.1	+0.0
9. Tennessee	886	2081	.426	9. South Carolina	603	883	.683	9. LSU	1230	37.3	1234	37.4	-0.1
10. Ole Miss	779	1819	.428	10. Texas A&M	552	817	.676	10. Missouri	1109	35.8	1152	37.2	-1.4
11. Mississippi State	791	1837	.431	11. LSU	569	856	.665	11. Mississippi State	1094	35.3	1145	36.9	-1.6
12. Arkansas	803	1844	.435	12. Florida	559	864	.647	12. Tennessee	1292	38.0	1361	40.0	-2.0
13. Auburn	832	1877	.443	13. Alabama	458	712	.643	13. Alabama	1141	34.6	1259	38.2	-3.6
14. LSU	915	2021	.453	14. Auburn	472	747	.632	14. Auburn	1134	36.6	1269	40.9	-4.4



Individual Statistics

SCORING

PLAYER, TEAM	G	FG	3FG	FT	PTS	AVG
1. Stefan Moody, UM	31	208	103	212	731	23.6
2. Kevin Punter, UT	26	177	58	165	577	22.2
3. Jamal Murray, UK	36	244	113	119	720	20.0
4. Ben Simmons, LSU	33	216	1	199	632	19.2
5. Retin Obasohan, UA	33	193	48	146	580	17.6
6. Tyler Ulis, UK	35	192	55	167	606	17.3
7. J.J. Frazier, UG	34	169	76	159	573	16.9
8. Dusty Hannahs, AR	32	174	81	100	529	16.5
9. Yante Maten, UG	34	212	8	130	562	16.5
10. Moses Kingsley, AR	32	183	0	142	508	15.9
11. Anthlon Bell, AR	32	172	89	69	502	15.7
12. Danuel House, AM	36	185	75	118	563	15.6
13. Gavin Ware, MS	30	183	0	95	461	15.4
14. Jalen Jones, AM	33	175	34	120	504	15.3
15. Dorian Finney-Smith, UF	36	169	71	121	530	14.7

REBOUNDING

PLAYER, TEAM	G	OFF	DEF	TOT	AVG.
1. Ben Simmons, LSU	33	103	285	388	11.8
2. Cinmeon Bowers, AU	30	64	225	289	9.6
3. Moses Kingsley, AR	32	103	196	299	9.3
4. Sebastian Saiz, UM	26	79	148	227	8.7
5. Dorian Finney-Smith, UF	36	89	211	300	8.3
6. Yante Maten, UG	34	89	184	273	8.0
7. Gavin Ware, MS	30	87	147	234	7.8
8. Michael Carrera, SC	32	70	177	247	7.7
9. Tyler Harris, AU	30	84	146	230	7.7
10. Armani Moore, UT	33	64	187	251	7.6
11. Luke Kornet, VU	28	50	154	204	7.3
12. Jalen Jones, AM	33	64	172	236	7.2
13. Damian Jones, VU	33	74	153	227	6.9
14. John Egbunu, UF	34	92	128	220	6.5
15. Tyler Davis, AM	36	106	118	224	6.2

FIELD GOAL PERCENTAGE

(Min. 5.0 made per game)

PLAYER, TEAM	G	FGM	FGA	PCT
1. Gavin Ware, MS	30	183	298	.614
2. Damian Jones, VU	33	184	312	.590
3. Ben Simmons, LSU	33	216	386	.560
4. Moses Kingsley, AR	32	183	334	.548
5. Yante Maten, UG	34	212	427	.496
6. Retin Obasohan, UA	33	193	410	.471
7. Kevin Punter, UT	26	177	385	.460
8. Dusty Hannahs, AR	32	174	380	.458
9. Jamal Murray, UK	36	244	538	.454
10. Tyler Ulis, UK	35	192	442	.434

3-POINT FIELD GOAL PERCENTAGE

(Min. 2.0 made pg)

PLAYER, TEAM	G	FGM	FGA	PCT
1. Matthew Fisher-Davis, VU	32	79	177	.446
2. Anthlon Bell, AR	32	89	202	.441
3. Dusty Hannahs, AR	32	81	187	.433
4. Jamal Murray, UK	36	113	277	.408
5. Duane Notice, SC	34	68	171	.398
6. Arthur Edwards, UA	33	71	180	.394
7. J.J. Frazier, UG	34	76	197	.386
8. Kenny Gaines, UG	33	85	222	.383
9. Malik Newman, MS	29	61	161	.379
10. Stefan Moody, UM	31	103	272	.379

3-POINT FIELD GOALS PER GAME

PLAYER, TEAM	G	3FGM	AVG
1. Stefan Moody, UM	31	103	3.3
2. Jamal Murray, UK	36	113	3.1
3. Anthlon Bell, AR	32	89	2.8
4. Bryce Brown, AU	30	78	2.6
5. Kenny Gaines, UG	33	85	2.6
6. Dusty Hannahs, AR	32	81	2.5
7. Matthew Fisher-Davis, VU	32	79	2.5
8. J.J. Frazier, UG	34	76	2.2
9. Kevin Punter, UT	26	58	2.2
10. Arthur Edwards, UA	33	71	2.2

FREE THROW PERCENTAGE

PLAYER, TEAM	G	FTM	FTA	PCT
1. Dusty Hannahs, AR	32	100	115	.870
2. Tyler Ulis, UK	35	167	195	.856
3. KeVaughn Allen, UF	36	99	117	.846
4. Kevin Puryear, MO	31	102	122	.836
5. Jeff Roberson, VU	32	85	102	.833
6. Stefan Moody, UM	31	212	256	.828
7. J.J. Frazier, UG	34	159	193	.824
8. Kevin Punter, UT	26	165	202	.817
9. Wade Baldwin IV, VU	33	155	194	.799
10. Yante Maten, UG	34	130	166	.783

ASSISTS

PLAYER, TEAM	G	AST	AVG
1. Tyler Ulis, UK	35	246	7.0
2. Jabril Durham, AR	32	204	6.4
3. Wade Baldwin IV, VU	33	172	5.2
4. Alex Caruso, AM	37	185	5.0
5. Ben Simmons, LSU	33	158	4.8
6. I.J. Ready, MS	30	134	4.5
7. J.J. Frazier, UG	34	151	4.4
8. Chris Chiozza, UF	36	156	4.3
9. Stefan Moody, UM	31	133	4.3
10. Anthony Collins, AM	37	155	4.2

BLOCKS

PLAYER, TEAM	G	BLK	AVG
1. Luke Kornet, VU	28	84	3.0
2. Moses Kingsley, AR	32	76	2.4
3. Horace Spencer, AU	31	65	2.1
4. Yante Maten, UG	34	61	1.8
5. Jimmie Taylor, UA	33	59	1.8
6. Donta Hall, UA	33	56	1.7
7. Marcus Lee, UK	36	59	1.6
Skal Labissiere, UK	36	59	1.6
9. Damian Jones, VU	33	54	1.6
Armani Moore, UT	33	54	1.6

STEALS

PLAYER, TEAM	G	STL	AVG
1. Alex Caruso, AM	37	77	2.1
2. Ben Simmons, LSU	33	65	2.0
3. Jabril Durham, AR	32	53	1.7
4. Stefan Moody, UM	31	46	1.5
5. Kasey Hill, UF	36	53	1.5
6. Sindarius Thornwell, SC	34	50	1.5
7. Tyler Ulis, UK	35	51	1.5
8. J.J. Frazier, UG	34	49	1.4
9. Kevin Punter, UT	26	36	1.4
10. Martavious Newby, UM	30	41	1.4

MINUTES PLAYED

PLAYER, TEAM	G	MIN	AVG
1. Tyler Ulis, UK	35	1288	36.8
2. Jamal Murray, UK	36	1267	35.2
3. Ben Simmons, LSU	33	1151	34.9
4. Stefan Moody, UM	31	1072	34.6
5. Kevin Punter, UT	26	886	34.1
6. Sindarius Thornwell, SC	34	1125	33.1
7. Armani Moore, UT	33	1080	32.7
8. Retin Obasohan, UA	33	1067	32.3
9. Isaiah Briscoe, UK	34	1094	32.2
10. J.J. Frazier, UG	34	1090	32.1



COACHES' ALL-SEC TEAMS

First Team

Retin Obasohan	Alabama	G	6-2	210	Sr.	Antwerp, Belgium
Jamal Murray	Kentucky	G	6-4	207	Fr.	Kitchener, Ontario
Tyler Ulis	Kentucky	G	5-9	160	So.	Chicago, Ill.
Ben Simmons	LSU	F	6-10	240	Fr.	Melbourne, Australia
Stefan Moody	Ole Miss	G	5-10	179	Sr.	Kissimmee, Fla.
Michael Carrera	South Carolina	F	6-5	214	Sr.	Anzoategui, Venezuela
Jalen Jones	Texas A&M	G/F	6-7	220	Sr.	Dallas, Texas
Damian Jones	Vanderbilt	C	7-0	245	Jr.	Baton Rouge, La.

Second Team

Moses Kingsley	Arkansas	F	6-10	230	Jr.	Abuja, Nigeria
Dorian Finney-Smith	Florida	F	6-8	220	Sr.	Portsmouth, Va.
J.J. Frazier	Georgia	G	5-10	155	Jr.	Glennville, Ga.
Yante Maten	Georgia	F	6-8	240	So.	Pontiac, Mich.
Kevin Punter Jr.	Tennessee	G	6-2	190	Sr.	Bronx, N.Y.
Alex Caruso	Texas A&M	G	6-5	186	Sr.	College Station, Texas
Danuel House	Texas A&M	G	6-7	212	Sr.	Fresno, Texas
Wade Baldwin IV	Vanderbilt	G	6-3	194	So.	Belle Mead, N.J.

SEC All-Freshman Team

KeVaughn Allen	Florida	G	6-2	183	Fr.	Little Rock, Ark.
Jamal Murray	Kentucky	G	6-4	207	Fr.	Kitchener, Ontario
Antonio Blakeney	LSU	G	6-4	190	Fr.	Sarasota, Fla.
Ben Simmons	LSU	F	6-10	240	Fr.	Melbourne, Australia
Quinndary Weatherspoon	Mississippi State	G	6-4	202	Fr.	Canton, Miss.
Kevin Puryear	Missouri	F	6-7	236	Fr.	Blue Springs, Mo.
Tyler Davis	Texas A&M	C	6-10	265	Fr.	Plano, Texas
DJ Hogg	Texas A&M	F	6-8	216	Fr.	Plano, Texas

SEC All-Defensive Team

Retin Obasohan	Alabama	G	6-2	210	Sr.	Antwerp, Belgium
Moses Kingsley	Arkansas	F	6-10	230	Jr.	Abuja, Nigeria
Tyler Ulis	Kentucky	G	5-9	160	So.	Chicago, Ill.
Sindarius Thornwell	South Carolina	G	6-5	215	Jr.	Lancaster, S.C.
Alex Caruso	Texas A&M	G	6-5	186	Sr.	College Station, Texas
Luke Kornet	Vanderbilt	F	7-1	240	Jr.	Lantana, Texas

SEC Player of the Year

Tyler Ulis, Kentucky

SEC Freshman of the Year

Ben Simmons, LSU

SEC Coach of the Year

Billy Kennedy, Texas A&M

SEC Sixth-Man of the Year

Duane Notice, South Carolina

SEC Defensive Player of the Year

Tyler Ulis, Kentucky

SEC Scholar-Athlete of the Year

Retin Obasohan, Alabama

ASSOCIATED PRESS ALL-SEC TEAMS

First Team

u-Tyler Ulis, Kentucky
 u-Ben Simmons, LSU
 Stefan Moody, Ole Miss
 Jamal Murray, Kentucky
 Jalen Jones, Texas A&M

Second Team

Retin Obasohan, Alabama
 Michael Carrera, South Carolina
 Damian Jones, Vanderbilt
 Kevin Punter, Tennessee
 Moses Kingsley, Arkansas

Third Team

Yante Maten, Georgia
 J.J. Frazier, Georgia
 Dorian Finney-Smith, Florida
 Danuel House, Texas A&M
 Alex Caruso, Texas A&M

Honorable Mention

Wade Baldwin IV, Vanderbilt
 Armani Moore, Tennessee
 Gavin Ware, Mississippi State

Player of the Year - Tyler Ulis, Kentucky
Coach of the Year - Billy Kennedy, Texas A&M
Freshman of the Year - Ben Simmons, LSU
 u-Unanimous

SEC PLAYERS OF THE WEEK

Nov. 16 Gavin Ware, Mississippi State
 Nov. 23 Kenny Gaines, Georgia
 Tyler Ulis, Kentucky
 Nov. 30 Mindaugas Kacinas, So. Carolina
 Dec. 7 Ben Simmons, LSU
 Dec. 14 Retin Obasohan, Alabama
 Dec. 21 J.J. Frazier, Georgia
 Dec. 28 Tyler Ulis, Kentucky
 Jan. 4 Jalen Jones, Texas A&M
 Jan. 11 Anthlon Bell, Arkansas
 Jan. 18 Jalen Jones, Texas A&M
 Jan. 25 Dorian Finney-Smith, Florida
 Feb. 1 Moses Kingsley, Arkansas
 Feb. 8 Retin Obasohan, Alabama
 Feb. 15 Tyler Ulis, Kentucky
 Feb. 22 Armani Moore, Tennessee
 Feb. 29 Damian Jones, Vanderbilt
 Mar. 7 Jamal Murray

SEC FRESHMEN OF THE WEEK

Nov. 16 Skal Labissiere, Kentucky
 Antonio Blakeney, LSU
 Nov. 23 Ben Simmons, LSU
 Nov. 30 Quinndary Weatherspoon, MSU
 Dec. 7 Isaiah Briscoe, Kentucky
 Dec. 14 Jamal Murray, Kentucky
 Dec. 21 Tyler Davis, Texas A&M
 Dec. 28 Malik Newman, Miss. State
 Jan. 4 Ben Simmons, LSU
 Jan. 11 Admiral Schofield, Tennessee
 Jan. 18 Ben Simmons, LSU
 Jan. 25 Jamal Murray, Kentucky
 Feb. 1 KeVaughn Allen, Florida
 Feb. 8 Ben Simmons, LSU
 Feb. 15 Jamal Murray, Kentucky
 Feb. 22 Quinndary Weatherspoon, MSU
 Tyler Davis, Texas A&M
 Feb. 29 Jamal Murray, Kentucky
 Antonio Blakeney, LSU
 Mar. 7 Skal Labissiere, Kentucky
 Tyler Davis, Texas A&M



INDIVIDUAL RECORDS

POINTS**Game**

Overall: 60, John Mengelt vs. Alabama, Feb. 14, 1970, at Auburn
Home Court: 60, John Mengelt vs. Alabama, Feb. 14, 1970
Opponent's Court: 42, John Mengelt vs. Kentucky, Feb. 3, 1969, at Lexington, Ky.
First Half: 30, John Mengelt vs. Alabama, Feb. 14, 1970, at Auburn
Second Half: 34, Wesley Person vs. UAB, Dec. 16, 1993, at Auburn
Losing Effort: 44, Keenan Carpenter vs. LSU, Feb. 8, 1989, at Auburn/44, Wesley Person vs. UAB, Dec. 16, 1993, at Auburn
By Opponent: 55, Pete Maravich, LSU, Jan. 3, 1968, at Baton Rouge, La.

Season

Overall: 747, Chuck Person, 1984-85
Average: 28.4, John Mengelt, 1970-71
Freshman: 567, Eddie Johnson, 1973-74
Sophomore: 593, Chuck Person, 1983-84
Junior: 747, Chuck Person, 1984-85
Senior: 738, John Mengelt, 1970-71
Double-Figure Scoring Games: 34, Chuck Person, 1984-85; Marquis Daniels, 2002-03
20-Point Games: 23, Chuck Person, 1985-86
Consecutive 20-Point Games: 10, John Mengelt, 1969-70
30-Point Games: 12, John Mengelt, 1970-71
40-Point Games: 4, John Mengelt, 1969-70

Career

Overall: 2311, Chuck Person, 1982-86
Average: 24.8, John Mengelt, 1968-71
Double-Figure Scoring Games: 108, Chuck Person, 1982-86
Consecutive Double-Figure Scoring Games: 68, Chuck Person (last 3 in 1982-83, all 31 in 1983-84 and all 34 in 1984-85)
20-Point Games: 63, Chuck Person, 1982-86
30-Point Games: 22, John Mengelt, 1968-71
40-Point Games: 8, John Mengelt, 1968-71

FIELD GOALS**Game**

Made: 23, John Mengelt vs. Alabama, Feb. 14, 1970, at Auburn
Attempted: 44, John Mengelt vs. Alabama, Feb. 14, 1970, at Auburn
Percentage (10 Minimum): 1.000, Charles Barkley, 10 for 10, vs. Georgia, Jan. 22, 1983, at Auburn
3-Pointers Made: 10, Lance Weems vs. Arkansas, Jan. 6, 1996, at Auburn
3-Pointers Attempted: 19, Lance Weems vs. Arkansas, Jan. 6, 1996, at Auburn
3-Point Percentage (5 Min.): 1.000, John Caylor (5-5) vs. Florida, 2-6-88, at Gainesville, Fla./Jay Heard vs. SE Louisiana (5-5) 11-3-98, at Auburn; Troy Gaines (5-5) at LSU 2-26-03 in Baton Rouge, La.

Season

Made: 334, Chuck Person, 1984-85
Attempted: 614, Chuck Person, 1984-85
Percentage: .644, Charles Barkley, 1982-83
3-Pointers Made: 108, Lance Weems, 1995-96
3-Pointers Attempted: 279, Lance Weems, 1995-96
3-Point Percentage (1 made/game): .511, Ronnie Battle, 1991-92

Career

Made: 1017, Chuck Person, 1982-86
Attempted: 1899, Chuck Person, 1982-86

Percentage: .626, Charles Barkley, 1981-84

3-Pointers Made: 262, Wesley Person, 1990-94

3-Pointers Attempted: 626, Lance Weems, 1992-96

3-Point Percentage: .441, Wesley Person, 1990-94

FREE THROWS**Game**

Made: 17, John Mengelt vs. Kentucky, Mar. 2, 1970, at Lexington, Ky.
 17, Wally Tinker vs. Vanderbilt, Jan. 15, 1968, at Auburn
 17, Ray Groover vs. Florida State, Dec. 10, 1960, at Auburn
Att.: 21, Ray Groover vs. Florida State, Dec. 10, 1960, at Auburn
 21, Bryant Smith vs. Georgia, Jan. 3, 1998, at Auburn
Consecutive Made: 15, Eddie Johnson vs. Miss. State, Jan. 20, 1975, at Auburn
Percentage (15 Minimum): 1.000, Eddie Johnson vs. Miss. State, 15 of 15, Jan. 20, 1975, at Auburn

Season

Made: 208, John Mengelt, 1970-71
Attempted: 268, Chris Denson, 2013-14
Consecutive Made: 27, Frankie Sullivan, 2009-10 (to start season)
 25, Stan Pietkiewicz, 1977-78
Percentage: .879, Eddie Johnson, 1974-75

Career

Made: 496, John Mengelt, 1968-71
Attempted: 619, John Mengelt, 1968-71
Percentage: .834, Stan Pietkiewicz, 1974-78

REBOUNDS**Game**

Made: 27, Rex Frederick vs. SMU, Dec. 19, 1957, at Dallas, Texas
Offensive: 11, Kelvin Ardister vs. Tennessee, Jan. 4, 1989, at Auburn
 11, Brandon Robinson vs. Arkansas, Jan. 5, 2002, at Auburn

Season

Overall: 347, Korvotney Barber, 2008-09
Offensive: 133, Korvotney Barber, 2008-09
Average: 15.3, Rex Frederick, 1956-57

Career

Overall: 996, Mike Mitchell, 1974-78
Average: 14.3, Rex Frederick, 1956-59

ASSISTS**Game**

Made: 15, Eddie Johnson vs. LSU, Jan. 3, 1976, at Baton Rouge, La.

Season

Made: 221, Gerald White, 1985-86

Career

Made: 624, Gerald White, 1983-87

BLOCKS**Game**

Made: 13, Kyle Davis vs. Miami in the NIT, Mar. 14, 2001, at Auburn

Season

Made: 126, Kyle Davis, 2002-03

Career

Made: 288, Kyle Davis, 2000-2004



INDIVIDUAL RECORDS

STEALS

Game

Made: 8, Derrick Dennison vs. Michigan State, Nov. 24, 1989, at Anchorage, Alaska; DeWayne Reed vs. George Washington, Dec. 2, 2007, at Washington, DC

Season

Made: 78, Marquis Daniels, 2002-03

Career

Made: 210, Quantez Robertson, 2005-2009/DeWayne Reed, 2006-10

DUNKS

Game

Number: 7, Aaron Swinson vs. Troy State, Dec. 11, 1991, at Auburn 7, Chris Morris vs. Vanderbilt, Jan. 17, 1987, at Nashville, Tenn.

Season

Number: 62, Aaron Swinson, 1992-93

Career

Number: 175, Aaron Swinson, 1991-94

GAMES PLAYED

Season

Appeared In: 36, Korvotney Barber, Quantez Robertson, Tay Waller, Lucas Hargrove, DeWayne Reed, 2008-09.

Career

Appeared In: 129, Scott Pohlman, 1997-2001/Frank Ford, 1983-87/DeWayne Reed, 2006-10

Consecutive Starts: 127, Frank Ford, 1983-87

MINUTES PLAYED

Game

Number: 55, Rich Valavicius vs. Georgia, Mar. 1, 1979, at Birmingham (SEC Tournament)

Season

Number: 1242, Frank Ford, 1984-85 (34 games)

Career

Number: 4374, Frank Ford, 1983-87 (129 games)

WALK-ON GAMES STARTED

Season

Number: 26, Josh Wallace, 2010-11

Career

Number: 39, Josh Wallace, 2009-12

TEAM RECORDS

POINTS

Game

Overall: 141 vs. Troy State, Dec. 11, 1991, at Auburn

Home Court: 141 vs. Troy State, Dec. 11, 1991, at Auburn

Opponent's Court: 109 vs. VCU, Dec. 16, 1976, at Richmond, Va.; 109 vs. American-Puerto Rico, Dec. 20, 1999, at San Juan, P.R.

Neutral Court: 120 v. So. Alabama, Nov. 27, 1987, at Birmingham, Ala.

First Half: 78 vs. Troy State, 78-54, Dec. 11, 1991, at Auburn

Second Half: 73 vs. Troy State, 73-48, Dec. 9, 1993, at Auburn; 72 vs. Northwestern State, 72-44, Nov. 27, 2015, at Auburn

Losing Effort: 105 vs. Arkansas, 105-117, Jan. 15, 1994, at Auburn

By Opponent: 119, Kentucky, 76-119, Feb. 10, 1975, at Lexington, Ky.

Both Teams: 257, vs. Troy State, 141-116, Dec. 11, 1991, at Auburn

Season

Auburn: 2680, 1998-99

Average: 86.6, 1991-92

Scoring Margin: +19.6, 1998-99

By Opponents: 2523, 2014-15

FIELD GOALS

Game

Made: 55 vs. Troy State, Dec. 11, 1991, at Auburn

Attempted: 100 vs. Western Carolina, Dec. 4, 1973, at Auburn

Percentage: .711 vs. LSU, 27 of 38, Feb. 18, 1961, at Auburn

3-Pointers Made: 18 at Temple, 18 of 41, Nov. 19, 1994, at Philadelphia, Pa.

3-Pointers Attempted: 41 at Temple, 18 of 41, Nov. 19, 1994, at Philadelphia, Pa.

3-Point Percentage: .857 vs. Alabama State, 6 of 7, Dec. 11, 1989, at Auburn

Season

Made: 1016, 1984-85 (2040 attempts)

Attempted: 2245, 1998-99

Percentage: .521, 532 of 1022, 1959-60

3-Pointers Made: 287, 1995-96

3-Pointers Attempted: 832, 2008-09

3-Point Percentage: .452, 182 of 403, 1991-92

FREE THROWS

Game

Made: 39 vs. Miss. State, Jan. 3, 1959, at Auburn

Attempted: 52 vs. Vanderbilt, Feb. 6, 1954, at Auburn

Percentage (25 attempts): .964 vs. Alabama, 27 of 28, Dec. 19, 1959, at Birmingham, Ala.

Percentage (10 attempts): 1.000 vs. Alabama, 11 of 11, Feb. 18, 1995, at Auburn

Season

Made: 606, 2014-15

Attempted: 910, 2014-15

Percentage: .792, 476 of 601, 1965-66

REBOUNDS

Game

Made: 79 vs. Jacksonville State, Dec. 3, 1957, at Auburn

Season

Made: 1452, 1998-99

Average: 52.8, 1957-58



TEAM RECORDS

FOULS**Game**

Number: 34 vs. Vanderbilt, Feb. 20, 1990, at Nashville, Tenn.

Season

Number: 708, 2014-15

ASSISTS**Game**

Made: 33 vs. Troy State, Dec. 11, 1991, at Auburn
33 vs. LSU, Feb. 12, 1994, at Auburn

Season

Made: 532, 2006-07

TURNOVERS**Game**

Most Committed: 35 vs. Georgia Tech, Feb. 27, 1974, at Auburn
Fewest Committed: 3 vs. Georgia, Jan. 19, 1970, at Athens, Ga.;
3 at Mississippi State, Feb. 4, 2012, at Starkville, Miss.

Season

Most Committed: 551, 1995-96 (32 games)
Fewest Committed: 363, 2013-14 (30 games)
Fewest Committed (Avg.): 12.10 per game, 2013-14 (363 in 30 gms)

BLOCKS**Game**

Made: 17 vs. Nicholls State, Nov. 25, 2011, at Auburn
(1 shy of SEC record 18 by Arkansas in 1996, Kentucky in 2011)
15 vs. Jacksonville State, Dec. 16, 1998, at Auburn/
15 vs. Miami in the NIT, Mar. 14, 2001, at Auburn

Season

Made: 178, 2002-03

STEALS**Game**

Made: 21 vs. Louisiana-Monroe, Dec. 6, 2008, at Auburn

Season

Made: 327, 1998-99 and 2008-09

ATTENDANCE

One Game: 34,076 at Indiana Hoosier Dome, Mar. 14, 1987, vs. Indiana (NCAA Tournament Second Round)

Season Total: 414,189, 1999-2000, 34 games (12,182 avg.)
401,152, 1998-99, 33 games (12,156 avg.)

Season Home: 173,249, 2000-01, 17 games (10,191 avg.)--
season tickets sold out
157,500, 1999-2000, 15 games (10,500 avg.)--
season tickets sold out

133,033, 2014-15, 17 games (7,825 avg.)

126,483, 2010-11, 20 games (6,324 avg.)

123,881, 1998-99, 15 games (8,259 avg.)

123,244, 2015-16, 15 games (8,216 avg.)

110,534, 2011-12, 17 games (6,502 avg.)

100,291, 1992-93, 12 games (8,358 avg.)

98,965, 1974-75, 12 games (8,247 avg.)

97,024, 1975-76, 11 games (8,820 avg.)

Average Home: 10,500, 1999-2000, 15 games--season tickets sold out; 10,191, 2000-01, 17 games--season tickets sold out; 8,820,

1975-76, 11 games; 8,758, 1989-90, 11 games; 8,358, 1992-93, 12 games; 8,216, 2015-16, 15 games--season tickets sold out

SEC Average Home: 10,500, 1999-00, 8 games (capacity 10,500)

10,500, 2000-01, 8 games (capacity 10,500)

10,419, 1998-99, 8 games (capacity, 10,500)

9,172, 1974-75, 9 games (capacity 12,500)

MISCELLANEOUS**Game**

Margin of Victory: 79 vs. White's Business College, 92-13, 1927-28

Margin of SEC Victory: 54 vs. Alabama, 94-40, Jan. 18, 1998

Margin of Defeat: 80 vs. Georgia, 92-12, 1912-13 at Athens, Ga.

Season

Most Wins: 29, 1998-99

24, 1999-2000 and 2008-09

22, 1985-86 and 1984-85

Win Streak: 30, 1957-58 11 games, and 1958-59 19 games

Win Streak, Home: 36, 1957-61 (Jan. 26, 1957 to Jan. 7, 1961)

30, 1997-2000 (Mar. 11, 1998 to Mar. 1, 2000)

Most Losses: 23, 2012-13

Fewest Wins: 1, 1942-43 and 1929-30



SINGLE-GAME SCORING

Pts...	Player	Opponent	AU-Opp	Date Site
60	John Mengelt	Alabama	121-78	2/14/1970 ... H
48	John Mengelt	Vanderbilt	96-94	2/20/1971 ... H
47	John Mengelt	Ole Miss	91-77	12/13/1969 ... H
45	John Mengelt	N.C. State	91-85	12/5/1970 ... H
44	Wesley Person	UAB	85-89	12/16/1993 ... H
44	Keenan Carpenter	LSU	91-104	2/8/1989 ... H
43	Ronnie Battle	Georgia	89-84	2/1/1992 ... H
42	John Mengelt	Kentucky	93-105	2/3/1969 ... A
41	John Mengelt	Kentucky	83-84	2/2/1970 ... H
40	Chuck Person	Vanderbilt	79-65	3/1/1986 ... A
40	Mike Mitchell	Georgia	95-71	1/10/1977 ... A
40	John Mengelt	Georgia	79-58	1/4/1971 ... A
40	John Mengelt	Vanderbilt	74-92	2/21/1970 ... H
39	Chuck Person	Florida	81-78	2/6/1985 ... A
39	Eddie Johnson	Tennessee	78-83	1/19/1976 ... A
38	Toney Douglas*	Nicholls State	92-78	11/24/2004 ... H
38	Marquis Daniels	Troy State	94-66	12/22/2002 ... N
38	Mike Mitchell	LSU	95-101	2/20/1978 ... H
38	Eddie Johnson*	Florida	77-85	2/16/1974 ... A
38	John Mengelt	Kentucky	83-102	3/1/1971 ... H
38	Joe Newton	Tulane	87-73	2/15/1965 ... H
37	John Mengelt	Ole Miss	86-85	3/6/1971 ... H
37	John Mengelt	Georgia	84-85	1/20/1969 ... H
36	Lance Weems	Arkansas	101-76	1/6/1996 ... H
36	Derrick Dennison	Vanderbilt	87-74	2/20/1990 ... A
36	Chris Morris	Bradley	90-86	3/17/1988 ... N
36	Chuck Person	Alabama	72-74	2/16/1985 ... A
36	Chuck Person	Villanova	95-83	12/28/1983 ... N
36	Bill Kirkpatrick	Howard	98-77	1/5/1955 ... H
36	John Mengelt	Vanderbilt	85-107	1/23/1971 ... A
36	John Mengelt	Florida	85-70	2/6/1971 ... H
35	Charles Barkley	Tennessee	77-80	1/24/1983 ... H
35	Stan Pietkiewicz	Tennessee	107-94	3/6/1978 ... H
35	Eddie Johnson	LSU	87-78	1/25/1975 ... A
35	John Mengelt	Ole Miss	97-103	12/12/1970 ... A
35	Ronnie Quick	Louisiana Tech	88-77	12/6/1966 ... H
35	Lee DeFore	Florida	86-66	2/9/1966 ... A
35	Lee DeFore	Jacksonville State	78-50	12/7/1965 ... H
35	Lee DeFore	Rice	91-74	12/2/1965 ... H
34	Chris Porter	Navy	88-70	12/19/1998 ... A
34	Wesley Person	Ole Miss	85-88 (2ot)	1/19/1994 ... A
34	Derrick Dennison	LSU	78-76	3/9/1990 ... N
34	Mike Mitchell	Iona	82-105	12/17/1977 ... A
34	Gary England	Kentucky	79-91	3/3/1973 ... H
34	Lee DeFore	Florida State	80-64	12/27/1965 ... N

Pts...	Player	Opponent	AU-Opp	Date Site
33	Toney Douglas*	Virginia	87-89	12/3/2004 ... N
33	Mack McGadney	Toledo	90-95 (2ot)	11/25/2000 ... N
33	Wesley Person	Troy State	141-116	12/11/1991 ... H
33	Keenan Carpenter	Florida	79-90	2/15/1989 ... A
33	Chuck Person	Delaware	95-63	12/22/1984 ... N
33	Myles Patrick	Mississippi State	75-89	3/7/1977 ... A
33	Eddie Johnson*	Lamar	88-78	12/22/1973 ... N
33	Ernie Magri	Florida	103-100	2/12/1972 ... A
33	John Mengelt	Louisiana Tech	93-87	12/1/1970 ... H
33	John Mengelt	Vanderbilt	84-75	1/24/1970 ... A
32	Chris Denson	Alabama	74-55	1/30/14 ... H
32	Tay Waller	Mississippi State	91-76	2/14/2009 ... H
32	Frank Tolbert	Vanderbilt	71-78	2/2/2008 ... A
32	Toney Douglas*	Florida	78-84	1/12/2005 ... H
32	Adam Harrington	Detroit	75-72	12/9/2000 ... N
32	Aaron Swinson	Kentucky	74-91	1/30/1994 ... H
32	Keenan Carpenter	Ole Miss	77-80	2/18/1989 ... A
32	Jeff Moore	Eastern Kentucky	97-82	12/15/1986 ... A
32	Mike Jones	Illinois	103-107	12/12/1987 ... A
32	Chuck Person	West Virginia	59-58	12/29/1984 ... A
32	Stan Pietkiewicz	Mississippi State	85-74	1/30/1978 ... H
32	Mike Mitchell	Southern Cal.	74-85	12/29/1977 ... N
32	Eddie Johnson	Vanderbilt	78-85	2/17/1975 ... A
32	Eddie Johnson*	Georgia	97-84	3/2/1974 ... H
32	John Mengelt	LSU	94-114	2/15/1971 ... A
32	John Mengelt	Houston	76-79	12/21/1970 ... A
32	Lee DeFore	Houston	76-89	12/30/1965 ... N
31	Quan Prowell	Mississippi State	78-89	2/27/2008 ... A
31	Marquis Daniels	South Carolina	67-60	1/15/2003 ... A
31	Ronnie Battle	Tennessee	88-75	1/20/1993 ... H
31	Aaron Swinson	Troy State	141-116	12/11/1991 ... H
31	Ronnie Battle	LSU	84-96	1/12/1991 ... H
31	Wesley Person	Tulane	84-71	12/28/1990 ... N
31	Chris Morris	Illinois	103-107	12/12/1987 ... A
31	Chuck Person	Ole Miss	75-73	2/22/1986 ... H
31	Chuck Person	Tennessee	75-60	2/9/1985 ... H
30	Chris Denson	Mississippi State	92-82	2/15/14 ... H
30	Earnest Ross	Georgia	72-81 (ot)	2/5/2011 ... A
30	Aaron Swinson	LSU	111-83	2/12/1994 ... H
30	Wesley Person	Tennessee	85-92	1/22/1994 ... A
30	Wesley Person	Old Dominion	101-87	12/18/1993 ... A
30	Wesley Person	Nicholls State	76-79	11/30/1993 ... H
30	Wesley Person	Old Dominion	96-85	12/28/1992 ... H
30	Gary Redding	Ole Miss	103-88	3/8/1976 ... H

*Minimum of 30 points scored per game *Freshman season*

SINGLE-GAME REBOUNDING

Pts...	Player	Opponent	AU-Opp	Date Site
27	Rex Frederick	SMU	65-75	12/19/57 ... A
25	Rex Frederick	Ole Miss	71-51	1/6/58 ... A
24	Rex Frederick	Howard	101-70	1/2/57 ... H
24	Bob Miller	Florida	67-71	2/21/53 ... A
23	Mike Mitchell*	Mississippi State	78-74	2/22/75 ... A
22	Bill Alexander	Dartmouth	85-76	12/20/69 ... N
22	Al Leapheart	Alabama	121-78	2/14/70 ... H
22	Freddie Guy	Furman	107-86	12/29/64 ... N
22	Rex Frederick	Alabama	69-50	2/28/59 ... N
22	Dan Pridgen	Mississippi State	92-85	2/24/51 ... H
21	Pepto Bolden	Mississippi State	60-67	2/23/74 ... H
21	Jim Retseck	Mississippi State	92-68	2/10/71 ... H

Pts...	Player	Opponent	AU-Opp	Date Site
21	Freddie Guy	Kentucky	79-99	2/22/64 ... N
21	Rex Frederick	Tulane	63-49	2/17/58 ... A
20	Kelvin Ardister	Tennessee	73-84	1/4/89 ... H
20	Mike Mitchell	LSU	102-86	1/3/76 ... A
20	Pepto Bolden*	Florida	77-85	2/16/74 ... A
20	Jim Retseck	Alabama	83-72	1/11/71 ... H
20	Rex Frederick	LSU	76-58	2/15/58 ... A
20	Rex Frederick	St. Joseph's	66-64	12/18/56 ... N
20	Jim Diamond	B'ham-Southern	90-77	12/4/54 ... H
20	Jim Martin	Mississippi State	68-61	1/18/52 ... A

** Freshman season*



BEARD-EAVES-MEMORIAL COLISEUM RECORDS

INDIVIDUAL

Auburn

Points: 60 by John Mengelt vs. Alabama, Feb. 14, 1970
Field Goals: 23 by John Mengelt vs. Alabama, Feb. 14, 1970
Field Goals Attempted: 44 by John Mengelt vs. Alabama, Feb. 14, 1970
3-Pointers Made: 10 by Lance Weems vs. Arkansas, Jan. 6, 1996
3-Pointers Attempted: 19 by Lance Weems v. Arkansas, Jan. 6, 1996
Free Throws: 15 by Eddie Johnson vs. Miss. State, Jan. 20, 1975
 15 by John Mengelt vs. N.C. State, Dec. 5, 1970
Free Throws Attempted: 21 by Bryant Smith vs. Georgia, Jan. 3, 1998
Rebounds: 22 by Al Leapheart vs. Alabama, Feb. 14, 1970
Assists: 14 by Eddie Johnson vs. Tennessee, Feb. 16, 1976
Blocks: 13 by Kyle Davis vs. Miami in the NIT, Mar. 14, 2001

Opponents

Points: 46 by Pete Maravich for LSU, Jan. 11, 1969
Field Goals Attempted: 41 by Pete Maravich for LSU, Jan. 11, 1969
3-Pointers Made: 9 by Freddie Banks for UNLV, Feb. 1, 1987
3-Pointers Attempted: 17 by Lester Hudson for UT-Martin, Mar. 18, 2009, in NIT First Round
Free Throws: 16 by Ansu Sesay for Ole Miss, Jan. 31, 1998
Free Throws Attempted: 18 by Pete Maravich for LSU, Jan. 11, 1969

TEAM

Auburn

Points in a Game: 141 vs. Troy State, Dec. 11, 1991
Points in a Half: 78 vs. Troy State, Dec. 11, 1991
Fewest Points in a Game: 43 vs. Tennessee, Jan. 15, 1997;
 43 vs. Vanderbilt, Feb. 16, 2005
Field Goals: 55 vs. Troy State, Dec. 11, 1991
Field Goals Attempted: 100 vs. Western Carolina, Dec. 4, 1973
Field Goal Percentage: .683 vs. Georgia State, 41 of 60, Nov. 26, 2002
3-Pointers Made: 15 vs. West Florida, Dec. 12, 1994; 15 vs. Arkansas,
 Jan. 6, 1996; 15 vs. Nicholls State, Nov. 24, 2004
3-Pointers Attempted: 36 vs. #12 LSU, Mar. 1, 2000
Free Throws: 40 vs. Mississippi State, Jan. 20, 1975
Free Throws Attempted: 45 vs. VCU, Mar. 3, 1975
Free Throw Pct.:
 (Min. 10 att.): 1.000 vs. Alabama, 11 of 11, Feb. 18, 1995
 (Min. 30 att.): .949 vs. Ole Miss, 37 of 39, Jan. 8, 1995
Rebounds: 78 vs. VCU, Mar. 3, 1975
Assists: 33 vs. Troy State, Dec. 11, 1991; 33 vs. LSU, Feb. 12, 1994
Steals: 21 vs. Louisiana-Monroe, Dec. 6, 2008
Blocks: 15 vs. Miami in the NIT, Mar. 14, 2001

Opponents

Points in a Game: 117 by Arkansas, Jan. 15, 1994
Fewest Points in a Game: 32 by Tuskegee, Dec. 17, 2008; 35 by
 Tennessee, Jan. 15, 1997; 35 by Coppin State, Dec. 13, 1999
Field Goals Attempted: 109 by VCU, Mar. 3, 1975
3-Pointers Made: 18 by Troy State, Dec. 11, 1991
3-Pointers Attempted: 59 by Troy State, Dec. 11, 1991
3-Point Pct: .600 by Xavier, 16 of 26, Jan. 6, 2008
Free Throws Made: 31 by Florida, Feb. 6, 1991
Free Throws Attempted: 46 by Florida, Feb. 6, 1991
Rebounds: 63 by UNLV, Dec. 12, 2004
Fouls: 33 by Kentucky, Jan. 26, 1976
 33 by Mississippi State, Jan. 20, 1975

Miscellaneous

Win-Loss Record: 393-183 (.682) -- 42 seasons
Most Combined Points: 257, 141-116 over Troy State, Dec. 11, 1991
Widest AU Victory Margin: 56, 100-44 over Ark.-Pine Bluff, Nov. 21, 1999
 55, 100-45 over Stony Brook, Jan. 2, 2000
 54, 94-40 over Alabama, Jan. 18, 1998
 54, 114-60 over Southeastern Louisiana, Nov. 13, 1998
Widest Margin of Defeat for AU: 26, 87-61 by LSU, Feb. 24, 1983
Most Wins by AU in a Single Season: 18 (2008-09)
Most Games Lost by AU in a Single Season: 8 (1993-94)
Longest Winning Streak: 36 (1956-57 season to 1960-61)
 30 (1997-98 season to 1999-2000)
Longest Losing Streak: 6 (1993-94, 1990-91, 1988-89)
Number of 100-Point Games by AU: 29
Number of 100-Point Games by Opponents: 8



AUBURN ARENA RECORDS

INDIVIDUAL

Auburn

Points: 32 by Chris Denson vs. Alabama, Jan. 30, 2014
Field Goals: 12 by Chris Denson vs. Northwestern State, Nov. 15, 2013
Field Goals Attempted: 24 by Kareem Canty vs. Oklahoma State, Jan. 30, 2016
3-Pointers Made: 7 by KT Harrell vs. Coastal Carolina, Dec. 5, 2014
3-Pointers Attempted: 15 by Earnest Ross vs. LSU, Jan. 8, 2011
Free Throws: 13 by KT Harrell vs. Mississippi State, Feb. 15, 2014
Free Throws Attempted: 18 by Cinmeon Bowers vs. Missouri, Jan. 10, 2015
Rebounds: 18 by Cinmeon Bowers vs. Alabama, Jan. 19, 2016
 18 by Cinmeon Bowers vs. Ole Miss, Feb. 20, 2016
 17 by Cinmeon Bowers vs. Milwaukee, Nov. 4, 2014
 17 by Cinmeon Bowers vs. Winthrop, Dec. 17, 2014
 17 by Cinmeon Bowers vs. Miss. State, Jan. 21, 2015
Assists: 10 by Varez Ward vs. Bethune-Cookman, Jan. 2, 2012
 10 by Kareem Canty vs. Northwestern State, Nov. 27, 2015
Blocks: 10 by Kenny Gabriel vs. Bethune-Cookman, Jan. 2, 2012

Opponents

Points: 33 by Xavier Munford for Rhode Island, Nov. 25, 2012
Field Goals Attempted: 24 by Xavier Munford for Rhode Island, Nov. 25, 2012
Field Goals Made: 12 by Chris Cokley for UAB, Nov. 13, 2015
 11 by Xavier Munford for Rhode Island, Nov. 25, 2012
 11 by Jarell Martin for LSU, Feb. 24, 2015
3-Pointers Made: 8 by Xavier Munford for Rhode Island, Nov. 25, 2012
 8 by Josh Davis for Samford, Nov. 19, 2010
3-Pointers Attempted: 15 by Xavier Munford for Rhode Island, Nov. 25, 2012
Free Throws: 16 by J.J. Frazier for Georgia, Feb. 24, 2016
 14 by Trivante Bloodman for Miss. State, Feb. 15, 2014
Free Throws Attempted: 15 by Trivante Bloodman for Mississippi St., Feb. 15, 2014
 15 by Kedren Johnson for Vanderbilt, March 2, 2013
Rebounds: 17 by Gavin Ware for Mississippi State, Jan. 21, 2015
Assists: 11 by Robert Brown for UAB, Nov. 13, 2015
 10 by Scottie Wilbekin for Florida, Feb. 16, 2013
Blocks: 7 by Nerlens Noel for Kentucky, Jan. 19, 2013
Steals: 6 by Ayron Hardy for Jacksonville, Nov. 27, 2010
 6 by Chris Thomas for Texa Southern, Dec. 23, 2014

TEAM

Auburn

Points in a Game: 119 vs. Northwestern State, Nov. 27, 2015
 105 vs. Louisiana, Nov. 21, 2014
Points in a Half: 65 vs. Grambling State [2nd half], Dec. 11, 2012
Fewest Points in a Game: 40 vs. Florida, Jan. 20, 2011
Field Goals: 43 vs. Northwestern State, Nov. 27, 2015
 37 vs. Northwestern State, Nov. 15, 2013
Field Goals Attempted: 81 vs. Northwestern State, Nov. 15, 2013
Field Goal Percentage: .654 vs. Ark.-Pine Bluff, 34 of 52, Dec. 30, 2013
3-Pointers Made: 17 vs. Northwestern State, Nov. 27, 2015; 11 vs. Grambling State, Dec. 11, 2012; 11 vs. Rhode Island; Nov. 25, 2012; 11 vs. Louisiana, Nov. 21, 2014; 11 vs. Coastal Carolina, Dec. 5, 2014
3-Pointers Attempted: 34 vs. LSU, Feb. 2, 2016
 30 vs. Ole Miss, Feb. 7, 2015
Free Throws: 37 vs. Mississippi State, Feb. 15, 2014
Free Throws Attempted: 43 vs. North Florida, Dec. 17, 2011
Free Throw Pct.:
 (Min. 10 att.): .902 (37-of-41) vs. Mississippi State, Feb. 15, 2014
 (Min. 30 att.): .902 (37-of-41) vs. Mississippi State, Feb. 15, 2014
Rebounds: 56 vs. Florida A&M, Jan. 4, 2014
Assists: 24 vs. Arkansas-Pine Bluff, Dec. 30, 2013
Steals: 15 vs. Presbyterian College, Dec. 18, 2010
Blocks: 17 vs. Nicholls State, Nov. 25, 2011

Opponents

Points in a Game: 111 by Northwestern State, Nov. 15, 2013
Fewest Points in a Game: 37 by Alabama, Feb. 6, 2013
Field Goals Attempted: 79 by Tennessee, Jan. 2, 2016
 72 by Northwestern State, Nov. 15, 2013
 72 by Ole Miss, Jan. 14, 2012
3-Pointers Made: 18 by Samford, Nov. 19, 2010
3-Pointers Attempted: 33 by Samford, Nov. 19, 2010
3-Point Pct.: .545 by Samford, 18 of 33, Nov. 19, 2010
Free Throws Made: 31 by Missouri, Jan. 11, 2014
Free Throws Attempted: 41 by Missouri, Jan. 11, 2014
Rebounds: 51 by Texas A&M, Mar. 1, 2016
 49 by Kentucky, Feb. 12, 2014
 49 by Ole Miss, Jan. 14, 2012
Fouls: 31 by Mississippi State, Feb. 15, 2014
 31 by Nicholls, Nov. 8, 2013

Miscellaneous

Win-Loss Record: 59-45 (.567) -- 6 seasons
Most Combined Points: 203, 92-111 vs. Northwestern State, Nov. 15, 2013
Widest AU Victory Margin: 50, 92-42 over Grambling State, Dec. 11, 2012
Widest Margin of Defeat for AU: 31, 83-52 by Florida, Feb. 16, 2013
Most Wins by AU in a Single Season: 14 (2011-12)
Most Games Lost by AU in a Single Season: 11 (2010-11)
Longest Winning Streak: 10 (Started in final game of 2010-11 season and continued through the first nine games of 2011-12)
Longest Losing Streak: 7 (last seven games of 2014-15 season)
Number of 100-Point Games by AU: 2
Number of 100-Point Games by Opponents: 2

Attendance

Season Home: 133,033, 2014-15, 17 games (7,825 avg.)
 126,483, 2010-11, 20 games (6,324 avg.)
 123,244, 2015-16, 15 games (8,216 avg.)
Average Home: 8,216, 2015-16, 15 games (123,244)
 7,825, 2014-15, 17 games (133,033 total)
 6,502, 2011-12, 17 games (110,534 total)



Career Leaders

Points		
1. Chuck Person.....	1982-86.....	2,311
2. Mike Mitchell.....	1974-78.....	2,123
3. Wesley Person.....	1990-94.....	2,066
4. Eddie Johnson.....	1973-77.....	1,988
5. John Mengelt.....	1968-71.....	1,920
6. Ronnie Battle.....	1989-93.....	1,916
7. Chris Morris.....	1984-88.....	1,717
8. Frankie Sullivan.....	2008-13.....	1,556
9. Jeff Moore.....	1984-88.....	1,549
10. Marquis Daniels.....	1999-03.....	1,530
11. Scott Pohlman.....	1997-2001.....	1,442
12. DeWayne Reed.....	2006-10.....	1,428
13. Rasheem Barrett.....	2005-09.....	1,396
14. Frank Ford.....	1983-87.....	1,389
15. Lee DeFore.....	1963-66.....	1,386
Aaron Swinson.....	1991-94.....	1,386
17. Gary Redding.....	1972-76.....	1,334
18. Doc Robinson.....	1996-2000.....	1,332
19. Stan Pietkiewicz.....	1974-78.....	1,265
20. Frank Tolbert.....	2004-08.....	1,242
21. Darrell Lockhart.....	1979-83.....	1,236
22. Wes Flanigan.....	1993-97.....	1,228
23. KT Harrell.....	2013-15.....	1,196
24. Chris Denson.....	2010-14.....	1,190
25. Charles Barkley.....	1981-84.....	1,183

Scoring Average		
1. John Mengelt.....	1968-71.....	24.8
2. Mike Mitchell.....	1974-78.....	20.4
3. Eddie Johnson.....	1973-77.....	19.5
4. Wesley Person.....	1990-94.....	19.1
5. Lee DeFore.....	1963-66.....	19.0
6. KT Harrell.....	2013-15.....	18.4
7. Chuck Person.....	1982-86.....	18.3
8. Aaron Swinson.....	1991-94.....	16.9
9. Ronnie Battle.....	1989-93.....	16.8
10. Chris Porter.....	1998-2000.....	15.3

Rebounds		
1. Mike Mitchell.....	1974-78.....	996
2. Jeff Moore.....	1984-88.....	950
3. Chuck Person.....	1982-86.....	940
4. Gary Redding.....	1972-76.....	936
5. Rex Frederick.....	1956-59.....	904
6. Chris Morris.....	1984-88.....	860
7. Charles Barkley.....	1981-84.....	806
8. Mamadou N'diaye.....	1996-2000.....	798
9. Korvotney Barber.....	2005-09.....	762
10. Earl Banks.....	1977-81.....	730

Rebound Average		
1. Rex Frederick.....	1956-59.....	14.3
2. Layton Johns.....	1960-63.....	10.2
3. Mike Mitchell.....	1974-78.....	9.6
Charles Barkley.....	1981-84.....	9.6
Cinmeon Bowers.....	2014-Current.....	9.6
5. Freddie Guy.....	1962-65.....	9.5
6. Bill Alexander.....	1967-70.....	9.0
Gary Redding.....	1972-76.....	9.0

Field Goals Made		
1. Chuck Person.....	1982-86.....	1,017
2. Mike Mitchell.....	1974-78.....	926
3. Eddie Johnson.....	1973-77.....	789
4. Wesley Person.....	1990-94.....	772
5. Ronnie Battle.....	1989-93.....	717
6. John Mengelt.....	1968-71.....	712
7. Chris Morris.....	1984-88.....	694
8. Jeff Moore.....	1984-88.....	608
9. Marquis Daniels.....	1999-2003.....	597
10. Aaron Swinson.....	1991-94.....	574

Field Goals Attempted		
1. Chuck Person.....	1982-86.....	1,899
2. Mike Mitchell.....	1974-78.....	1,830
3. Eddie Johnson.....	1973-77.....	1,777
4. Ronnie Battle.....	1989-93.....	1,556
5. Wesley Person.....	1990-94.....	1,533
6. John Mengelt.....	1968-71.....	1,462
7. Chris Morris.....	1984-88.....	1,386
8. Scott Pohlman.....	1997-2001.....	1,274
9. Rasheem Barrett.....	2005-09.....	1,254
10. DeWayne Reed.....	2006-10.....	1,223

Field Goals Percentage		
1. Charles Barkley.....	1981-84.....	467-746.....626
2. Aaron Swinson.....	1991-94.....	574-943.....609
3. Porter Gilbert.....	1958-61.....	250-419.....597
4. Korvotney Barber.....	2005-09.....	476-812.....586
5. Chris Davis.....	1994-95.....	131-226.....580
6. Layton Johns.....	1960-63.....	285-499.....571
7. Joe Newton.....	1962-65.....	238-418.....570
8. Aubrey Wiley.....	1991-94.....	249-440.....566
9. Marco Killingsworth.....	2001-04.....	405-726.....558
10. Jimmy Fibbe.....	1958-61.....	320-584.....548

3-Point Field Goals Made		
1. Wesley Person.....	1990-94.....	262
2. Lance Weems.....	1992-96.....	240
3. Ronnie Battle.....	1989-93.....	236
4. Frankie Sullivan.....	2008-13.....	228
5. Scott Pohlman.....	1997-2001.....	206
6. Tay Waller.....	2008-10.....	187
7. Daymeon Fishback.....	1996-2000.....	185
8. DeWayne Reed.....	2006-10.....	184
9. KT Harrell.....	2013-15.....	164
10. Rasheem Barrett.....	2005-09.....	157

3-Point Field Goals Attempted		
1. Frankie Sullivan.....	2008-13.....	713
2. Lance Weems.....	1992-96.....	626
3. Scott Pohlman.....	1997-2001.....	609
4. Wesley Person.....	1990-94.....	594
5. DeWayne Reed.....	2006-10.....	575
6. Ronnie Battle.....	1989-93.....	558
7. Daymeon Fishback.....	1996-2000.....	530
8. Tay Waller.....	2008-10.....	484
9. Rasheem Barrett.....	2005-09.....	472
10. Doc Robinson.....	1996-2000.....	434



Career Leaders

3-Point Field Goal Pct. (min. 1.0 made per game)

1. Wesley Person.....	1990-94.....	262-594.....	441
2. Ronnie Battle.....	1989-93.....	236-558.....	423
3. John Caylor.....	1986-91.....	65-157.....	414
4. Keenan Carpenter.....	1987-89.....	103-251.....	410
5. Larry Patrick.....	1989-91.....	38-94.....	404
6. KT Harrell.....	2013-15.....	164-410.....	400
7. Gerald White.....	1983-87.....	34-87.....	391
8. Ray Donald.....	1994-96.....	93-239.....	389
9. Tay Waller.....	2008-10.....	187-484.....	386
Franklin Williams.....	1994-98.....	105-272.....	386

Free Throws Made

1. John Mengelt.....	1968-71.....	496
2. Eddie Johnson.....	1973-77.....	410
3. Chris Denson.....	2010-14.....	341
4. Wes Flanigan.....	1993-97.....	338
5. Frankie Sullivan.....	2009-13.....	334
6. Jeff Moore.....	1984-88.....	329
7. DeWayne Reed.....	2006-10.....	324
8. KT Harrell.....	2013-15.....	296
9. Reggie Gallon.....	1989-93.....	289
10. Chris Morris.....	1984-88.....	287

Free Throws Attempted

1. John Mengelt.....	1968-71.....	619
2. Chris Denson.....	2010-14.....	527
3. Eddie Johnson.....	1973-77.....	512
4. DeWayne Reed.....	2006-10.....	492
5. Wes Flanigan.....	1993-97.....	485
6. Korvotney Barber.....	2005-09.....	445
7. Frankie Sullivan.....	2009-13.....	431
8. Chris Brandt.....	1988-92.....	429
Jeff Moore.....	1984-88.....	429
10. Marquis Daniels.....	1999-2003.....	418

Free Throws Percentage

1. Ian Young.....	2004-05.....	120-140.....	857
2. KT Harrell.....	2013-15.....	296-353.....	839
3. Stan Pietkiewicz.....	1974-78.....	241-289.....	834
4. Ray Donald.....	1994-96.....	113-136.....	831
5. Lee DeFore.....	1963-66.....	278-338.....	822
6. Scott Pohlman.....	1997-2001.....	240-293.....	819
7. Jimmy Fibbe.....	1958-61.....	198-247.....	802
8. John Mengelt.....	1968-71.....	496-619.....	801
9. Eddie Johnson.....	1973-77.....	410-512.....	800
10. Lance Weems.....	1992-96.....	117-148.....	791

Assists

1. Gerald White.....	1983-87.....	624
2. Wes Flanigan.....	1993-97.....	573
3. Doc Robinson.....	1996-2000.....	568
4. Quantez Robertson.....	2005-09.....	529
5. Eddie Johnson.....	1973-77.....	499
6. DeWayne Reed.....	2006-10.....	477
7. Reggie Gallon.....	1989-93.....	466
8. Paul Daniels.....	1980-84.....	460
9. Stan Pietkiewicz.....	1974-78.....	356
10. Terrance Howard.....	1984-88.....	349

Blocks

1. Kyle Davis.....	2000-04.....	360
2. Mamadou N'diaye.....	1996-2000.....	241
3. Korvotney Barber.....	2005-09.....	155
4. Charles Barkley.....	1981-84.....	145
5. Chris Morris.....	1984-88.....	141
6. Pat Burke.....	1993-97.....	133
7. Asaiah Dixon-Tatum.....	2012-14.....	108
8. Kenny Gabriel.....	2009-12.....	105
9. Korvotney Barber.....	2005-07.....	98
10. Wesley Person.....	1990-94.....	88

Steals

1. Quantez Robertson.....	2005-09.....	210
DeWayne Reed.....	2006-10.....	210
3. Marquis Daniels.....	1999-2003.....	208
4. Frankie Sullivan.....	2008-13.....	190
5. Chris Morris.....	1984-88.....	189
6. Bryant Smith.....	1995-99.....	186
7. Reggie Gallon.....	1989-93.....	177
8. Gerald White.....	1983-87.....	164
10. Frank Ford.....	1983-87.....	156

Note: Figures not available prior to 1978-79 season.

Games Played

1. Frankie Sullivan.....	2009-13.....	134
2. Scott Pohlman.....	1997-2001.....	129
Frank Ford.....	1983-87.....	129
DeWayne Reed.....	2006-10.....	120
5. Doc Robinson.....	1996-2000.....	128
Mamadou N'diaye.....	1996-2000.....	128
Chris Morris.....	1984-88.....	128
8. Daymeon Fishback.....	1996-2000.....	127
9. Chuck Person.....	1982-86.....	126
Quantez Robertson.....	2005-09.....	126



Single-Season Leaders

Points		
1. Chuck Person	1984-85	747
2. John Mengelt	1970-71	738
3. Chuck Person	1985-86	710
4. John Mengelt	1969-70	696
5. Mike Mitchell	1977-78	671
6. KT Harrell	2014-15	648
7. Marquis Daniels	2002-03	625
8. Wesley Person	1993-94	621
9. Chris Morris	1987-88	620
10. Lee DeFore	1965-66	615
11. Chuck Person	1983-84	593
12. Aaron Swinson	1993-94	579
13. Chris Denson	2013-14	572
14. Eddie Johnson	1973-74	567
15. KT Harrell	2013-14	548
16. Wesley Person	1991-92	538
Jeff Moore	1986-87	538
18. Keenan Carpenter	1988-89	531
19. Ronnie Battle	1989-90	527
20. DeWayne Reed	2009-10	518

Scoring Average		
1. John Mengelt	1970-71	28.4
2. John Mengelt	1969-70	26.8
3. Mike Mitchell	1977-78	24.9
4. Lee DeFore	1965-66	23.7
5. Wesley Person	1993-94	22.2
6. Chuck Person	1984-85	22.0
7. Eddie Johnson	1973-74	21.8
8. Chuck Person	1985-86	21.5
9. Eddie Johnson	1974-75	20.9
10. Aaron Swinson	1993-94	20.7
Chris Morris	1987-88	20.7
12. Wesley Person	1991-92	19.9
13. Eddie Johnson	1975-76	19.7
14. Mike Mitchell	1976-77	19.4
John Mengelt	1968-69	19.4
16. Chris Denson	2013-14	19.1
Chuck Person	1983-84	19.1
Stan Pietkiewicz	1977-78	19.1
19. Keenan Carpenter	1988-89	19.0

Rebounds		
1. Korvotney Barber	2008-09	347
2. Cinmeon Bowers	2014-15	326
3. Rex Frederick	1957-58	325
4. Rex Frederick	1956-57	322
5. Bill Alexander	1969-70	316
6. Freddie Guy	1964-65	306
7. Chuck Person	1984-85	303
8. Pepto Bolden	1973-74	302
9. Chris Morris	1987-88	295
10. Jim Retseck	1970-71	294

Rebound Average		
1. Rex Frederick	1956-57	15.3
2. Rex Frederick	1957-58	14.8
3. Rex Frederick	1958-59	12.9
4. Layton Johns	1962-63	12.4
5. Bob Miller	1952-53	12.3
6. Freddie Guy	1964-65	12.2

7. Bill Alexander	1969-70	12.1
8. Pepto Bolden	1973-74	11.6
9. Bob Miller	1953-54	11.5
10. Mike Mitchell	1974-75	11.4

Field Goals Made		
1. Chuck Person	1984-85	334
2. Chuck Person	1985-86	310
3. Mike Mitchell	1977-78	283
4. John Mengelt	1970-71	265
5. John Mengelt	1969-70	258
6. Chuck Person	1983-84	255
7. Marquis Daniels	2002-03	244
8. Chris Morris	1987-88	241
Lee DeFore	1965-66	241
10. Aaron Swinson	1993-94	234

Field Goals Attempted		
1. Chuck Person	1984-85	614
2. Chuck Person	1985-86	597
3. John Mengelt	1969-70	554
4. John Mengelt	1970-71	548
5. Mike Mitchell	1977-78	544
6. Eddie Johnson	1973-74	538
7. Lee DeFore	1965-66	516
8. Chris Morris	1987-88	501
9. Marquis Daniels	2002-03	476
10. Chuck Person	1983-84	470

Field Goal Percentage			
1. Charles Barkley	1982-83	161-250	644
2. Charles Barkley	1983-84	162-254	638
3. Aaron Swinson	1993-94	234-371	631
4. Joe Newton	1964-65	126-208	606
5. Aaron Swinson	1992-93	183-305	600
6. Charles Barkley	1981-82	144-242	595
7. Aaron Swinson	1991-92	157-267	588
8. Marco Killingsworth	2003-04	145-247	587
9. Layton Johns	1961-62	129-221	584
10. Porter Gilbert	1960-61	88-151	583

3-Point Field Goals Made		
1. Lance Weems	1995-96	108
2. Tay Waller	2008-09	100
3. KT Harrell	2014-15	98
4. Wesley Person	1993-94	93
5. Tay Waller	2009-10	87
6. Keenan Carpenter	1988-89	84
7. Lance Weems	1994-95	78
Bryce Brown	2015-16	78
9. Adam Harrington	2000-01	72
10. Ronnie Battle	1991-92	71

3-Point Field Goals Attempted		
1. Lance Weems	1995-96	279
2. Tay Waller	2008-09	272
3. KT Harrell	2014-15	226
3. Tay Waller	2009-10	212
4. Adam Harrington	2000-01	211
Bryce Brown	2015-16	211
6. Wesley Person	1993-94	210
7. Keenan Carpenter	1988-89	203



Single-Season Leaders

8.	Frankie Sullivan.....	2012-13.....	202
	Ian Young.....	2004-05.....	202
10.	DeWayne Reed.....	2008-09.....	199

3-Point Field Goal Pct. (min. 1.0 made per game)

1.	Ronnie Battle.....	1991-92.....	71-139.....	511
2.	Wesley Person.....	1991-92.....	69-141.....	489
3.	Franklin Williams.....	1995-96.....	32-68.....	471
4.	Wesley Person.....	1992-93.....	58-125.....	464
5.	Wesley Person.....	1993-94.....	93-210.....	443
6.	KT Harrell.....	2014-15.....	98-226.....	434
7.	Quan Prowell.....	2006-07.....	35-81.....	432
8.	John Caylor.....	1987-88.....	40-95.....	421
9.	Jay Heard.....	1998-99.....	39-93.....	419
10.	Ray Donald.....	1994-95.....	45-108.....	417

Free Throws Made

1.	John Mengelt.....	1970-71.....	208
2.	John Mengelt.....	1969-70.....	180
3.	Chris Denson.....	2013-14.....	176
4.	KT Harrell.....	2014-15.....	162
5.	Wally Tinker.....	1967-68.....	148
6.	Bob Miller.....	1953-54.....	144
7.	DeWayne Reed.....	2009-10.....	135
8.	KT Harrell.....	2013-14.....	134
9.	Lee DeFore.....	1965-66.....	133
10.	Stan Pietkiewicz.....	1977-78.....	128

Free Throws Attempted

1.	Chris Denson.....	2013-14.....	268
2.	John Mengelt.....	1970-71.....	256
3.	John Mengelt.....	1969-70.....	225
4.	Bob Miller.....	1953-54.....	213
5.	Cinmeon Bowers.....	2014-15.....	207
6.	Wally Tinker.....	1967-68.....	199
	KT Harrell.....	2014-15.....	199
8.	Tyler Harris.....	2015-16.....	194
9.	DeWayne Reed.....	2009-10.....	190
10.	Chris Brandt.....	1989-90.....	186

Free Throw Pct. (min. 2.0 made per game)

1.	Eddie Johnson.....	1974-75.....	102-116.....	879
2.	Stan Pietkiewicz.....	1977-78.....	128-146.....	877
3.	KT Harrell.....	2013-14.....	134-154.....	870
4.	Jimmy Fibbe.....	1960-61.....	83-96.....	865
	Ian Young.....	2004-05.....	83-96.....	865
6.	Scott Pohlman.....	1998-99.....	69-80.....	863
7.	Jimmy Montgomery.....	1965-66.....	83-97.....	856
8.	Frankie Sullivan.....	2009-10.....	80-94.....	851
9.	Lee DeFore.....	1965-66.....	133-156.....	853
10.	Bobby Buisson.....	1965-66.....	100-119.....	840

Assists

1.	Gerald White.....	1985-86.....	221
2.	Wes Flanigan.....	1995-96.....	214
3.	Jamison Brewer.....	2000-01.....	187
4.	Gerald White.....	1984-85.....	185
5.	Doc Robinson.....	1999-2000.....	175
6.	Doc Robinson.....	1998-99.....	166
7.	Quantez Robertson.....	2006-07.....	163
8.	Terrance Howard.....	1987-88.....	160
9.	Eddie Johnson.....	1975-76.....	149
10.	Moochie Norris.....	1994-95.....	143

Blocks

1.	Kyle Davis.....	2002-03.....	126
2.	Kyle Davis.....	2000-01.....	84
3.	Kyle Davis.....	2001-02.....	78
4.	Mamadou N'diaye.....	1998-99.....	77
5.	Mamadou N'diaye.....	1997-98.....	73
6.	Kyle Davis.....	2003-04.....	72
7.	Mamadou N'diaye.....	1999-2000.....	66
8.	Horace Spencer.....	2015-16.....	65
9.	Asaunh Dixon-Tatum.....	2013-14.....	64
10.	Korvotney Barber.....	2006-07.....	55

Note: Figures not available prior to 1978-79 season.

Steals

1.	Marquis Daniels.....	2002-03.....	78
2.	Marquis Daniels.....	2000-01.....	71
3.	Bryant Smith.....	1997-98.....	67
	DeWayne Reed.....	2008-09.....	67
5.	Wes Flanigan.....	1995-96.....	64
	Chris Porter.....	1998-99.....	64
	Derrick Dennison.....	1989-90.....	64
8.	Quantez Robertson.....	2007-08.....	63
9.	Brandon Robinson.....	2003-04.....	62
10.	Gerald White.....	1984-85.....	60

Note: Figures not available prior to 1978-79 season.



Single-Season Team Leaders

Wins	
1.	29 1998-99
2.	24 2008-09
	24 1999-2000
4.	22 2002-03
	22 1985-86
	22 1984-85
7.	20 1983-84
	20 1958-59
	20 1927-28
10.	19 1995-96
	19 1987-88
	19 1959-60
13.	18 2000-01, 1986-87
	18 1974-75, 1962-63, 1961-62

Winning Percentage	
1.	.909 (20-2) 1958-59
	.909 (20-2) 1927-28
3.	.878 (29-4) 1998-99
4.	.864 (19-3) 1959-60
5.	.818 (18-4) 1962-63
6.	.750 (18-6) 1961-62
7.	.727 (16-6) 1957-58
	.727 (16-6) 1938-39
9.	.722 (13-5) 1941-42
	.722 (13-5) 1936-37
11.	.708 (17-7) 1953-54
	.708 (17-7) 1949-50
13.	.706 (24-10) 1999-2000

Games Played	
1.	36 2008-09
2.	35 2014-15
3.	34 2002-03
	34 1999-2000
	34 1984-85
6.	33 1998-99
	33 1985-86
8.	32 2006-07
	32 2000-01
	32 1995-96
	32 2009-10

Field Goals Made	
1.	1016 1984-85
2.	977 1985-86
3.	974 1998-99
4.	955 1986-87
5.	928 2008-09
6.	917 2000-01
7.	908 1983-84
8.	887 1977-78
9.	884 1987-88
10.	879 2002-03

Field Goals Attempted	
1.	2245 1998-99
2.	2118 1999-2000
3.	2116 2008-09
4.	2043 2000-01
5.	2040 1984-85
6.	1992 1951-52
7.	1951 1973-74
8.	1934 1985-86
9.	1927 1986-87
10.	1916 1974-75

Field Goal Percentage	
1.	.521 (ranked #1 in NCAA Div. I) 1959-60
2.	.518 1983-84
3.	.511 1991-92
4.	.508 1981-82
5.	.506 (ranked #1 in NCAA Div. I) 1993-94
6.	.505 1985-86
7.	.504 1962-63
8.	.502 1968-69
9.	.501 1992-93
10.	.498 1984-85
	.498 1982-83

3-Point Field Goals Made	
1.	287 1995-96
2.	278 2008-09
3.	272 2015-16
4.	271 2009-10
5.	259 2004-05
6.	252 2014-15
7.	235 2006-07
8.	234 1998-99
9.	229 2007-08
10.	227 1999-2000

Season records kept since 1986-87.

3-Point Field Goal Attempted	
1.	832 2008-09
2.	819 2009-10
3.	806 1995-96
4.	799 2015-16
5.	755 2004-05
6.	727 2014-15
7.	703 1996-97
8.	701 2006-07
9.	695 1999-2000
10.	674 2007-08

Season records kept since 1986-87.

3-Point Field Goal Percentage	
1.	.452 1991-92
2.	.390 1992-93
3.	.380 1993-94
4.	.377 1990-91
	.377 1986-87
6.	.366 1994-95
7.	.363 1989-90
8.	.356 1987-88
	.356 2005-06
10.	.348 1998-99

Season records kept since 1986-87.

Free Throws Made	
1.	606 2014-15
2.	541 1989-90
3.	532 1953-54
4.	526 2013-14
5.	514 1958-59
6.	502 1970-71
7.	499 1969-70
8.	498 1998-99
9.	486 2008-09
10.	485 1971-72

Free Throws Attempted	
1.	910 2014-15
2.	802 2008-09

3.	787 1953-54
4.	776 1989-90
5.	747 2015-16
6.	730 2013-14
7.	707 1958-59
8.	703 1969-70
9.	689 2009-10
10.	686 1995-96

Free Throw Percentage	
1.	.792 (ranked #1 in NCAA Div. I) 1965-66
2.	.772 1959-60
3.	.770 1987-88
4.	.758 1977-78
5.	.750 1985-86
6.	.748 1960-61
7.	.745 1970-71
8.	.743 1964-65
9.	.739 1956-57
10.	.728 1986-87

Rebounds	
1.	1452 1998-99
2.	1335 1999-2000
3.	1323 2008-09
4.	1301 1984-85
5.	1292 1974-75
6.	1269 1973-74
7.	1243 2000-01
8.	1228 1986-87
9.	1212 1951-52
10.	1209 1969-70

Rebound Average	
1.	52.8 1957-58
2.	49.7 1974-75
3.	49.6 1952-53
4.	49.0 1956-57
5.	48.7 1973-74
6.	48.5 1951-52
7.	47.1 1955-56
8.	46.5 1969-70
9.	46.4 1970-71
10.	45.6 1958-59

Rebound Margin	
1.	+9.2 1998-99
2.	+8.6 1961-62
3.	+8.4 1983-84
	+8.4 1958-59
5.	+7.8 1976-77
	+7.8 1964-65
7.	+7.6 1986-87
8.	+7.5 1987-88
9.	+7.1 1984-85
10.	+7.0 1974-75, 1975-76

Personal Fouls	
1.	708 2014-15
2.	675 1989-90
3.	674 2008-09
4.	660 2015-16
5.	657 2012-13
6.	647 2013-14
7.	641 2010-11
8.	635 1990-91
	635 2009-10
10.	629 2000-01



Single-Season Leaders

Fouled Out	
1.	33 1977-78
2.	29 1973-74
3.	27 1978-79
4.	26 2006-07
	26 2004-05
	26 2000-01
	26 1972-73
7.	24 1982-83
	24 1981-82
9.	23 1993-94
	23 1989-90, 1990-91

Assists	
1.	532 2006-07
2.	526 1985-86
3.	518 1987-88
4.	507 2008-09
5.	501 1986-87
6.	495 2000-01
7.	493 1994-95
8.	482 1995-96
9.	481 1983-84
10.	464 1984-85

Season records kept only since 1965-66.

Blocks	
1.	178 2002-03
2.	155 2000-01
3.	152 2001-02
	152 1997-98
5.	149 2011-12
6.	134 2013-14
	134 2003-04
8.	126 2015-16
9.	124 2012-13
10.	123 2008-09

Note: Figures not available prior to 1978-79 season.

Steals	
1.	327 1998-99
	327 2008-09
3.	270 2006-07
4.	269 2002-03
5.	265 2000-01
6.	259 2007-08
7.	258 1989-90
8.	252 2009-10
9.	251 1995-96
10.	247 1999-2000

Note: Figures not available prior to 1978-79 season.

Points	
1.	2680 1998-99
2.	2620 2008-09
3.	2477 2000-01

	2477 1986-87
5.	2423 1999-2000
6.	2422 2009-10
7.	2410 1989-90
8.	2408 2002-03
9.	2390 1984-85
10.	2379 1985-86

Scoring Average	
1.	86.6 1991-92
2.	82.1 1970-71
3.	82.0 1977-78
4.	81.73 1974-75
5.	81.71 1993-94
6.	81.3 1975-76
7.	81.2 1998-99
8.	80.5 1976-77
9.	80.4 1992-93
10.	79.9 1986-87

Scoring Margin	
1.	+19.6 1998-99
2.	+17.4 1958-59
3.	+11.2 1962-63
4.	+10.2 1961-62
5.	+9.5 1959-60
6.	+7.7 1964-65
7.	+7.3 1956-57
8.	+7.0 1957-58
9.	+6.9 1999-2000

All-Time Win Streaks

- 30....Began with an 80-72 win over Georgia Tech at Georgia Tech on Jan. 22, 1958, and ended with a 75-56 loss to Kentucky at Kentucky on Feb. 21, 1959.
- 17.... Began with a 114-60 win over Southeastern Louisiana in Auburn on Nov. 13, 1998, and ended with a 72-62 loss to Kentucky at Kentucky on Jan. 20, 1999.
- 15....Began with a 55-54 win over Vanderbilt at Auburn on Jan. 30, 1960, and ended with a 56-48 loss to Miss. State at Miss. State on Jan. 7, 1961.
- 14....First 14 games of 1927-28 season. Began with a 38-12 win over Montgomery YMCA and ended with a 43-42 loss to Ole Miss.
- 14....Began with a 65-56 win over Belmont in Auburn Dec. 1, 1999, and ended with a 79-77 loss at Ole Miss Jan. 22, 2000.
- 11....Began with a 27-24 win over Miss. State in the third game of the 1926-27 season and ended with a 25-23 loss to Tennessee in February of 1927.

- 10....Began with a 60-50 win over Alabama at Alabama on Jan. 20, 1962, and ended with a 63-60 loss to Kentucky at Auburn on Feb. 26, 1962.
- 9.....Began with an 83-58 win over Troy State at Auburn on Nov. 27, 1951, and ended with a 79-62 loss to Georgia Tech at Georgia Tech on Dec. 29, 1952.
- 9.....Began with an 80-56 win over Georgia Tech at Auburn on Jan. 20, 1954, and ended with a 109-79 loss to Kentucky at Kentucky on Feb. 27, 1954.
- 9.....Began with a 62-49 win over Alabama at Alabama on Mar. 4, 1962, and ended with a 62-53 loss to Miss. State at Auburn on Jan. 5, 1963.
- 9.....Began with a 94-64 win at Puerto-Rico Mayaguez on Dec. 20, 2002, and ended with a 67-51 loss at #8 Kentucky on Jan. 22, 2003

Homecourt Win Streaks

- 36....Began with a 73-66 win over Georgia on Jan. 26, 1957, and ended with a 56-48 loss to Miss. State on Jan. 7, 1961.
- 30....Began with a 77-62 win over Southern Miss in the first round of the NIT and last home game of the 1997-98 season and ended with a 55-53 loss to #12 LSU Mar. 1, 2000.
- 17....Began with a 27-24 win over Miss. State in the third game of the 1926-27 season and ended with a 43-42 loss to Ole Miss in the 15th game of the 1927-28 season.

- 15....Began with a 92-70 win over Georgia Tech on Feb. 27, 1974, and ended with a 63-62 loss to Alabama on Jan. 10, 1976.
- 10....Began with a 79-44 win over Ole Miss on Jan. 7, 1963, and ended with a 62-57 loss to Georgia Tech on Feb. 3, 1964.
- 10....Began with a 76-73 win over Ole Miss on Mar. 2, 2011, and ended with a 68-53 loss to #2 Kentucky on Jan. 11, 2012.



Year-By-Year Leaders

Scoring Margin

Season	Player	G	FGM	3FG	FTM	PTS	AVG.
2015-16	Kareem Canty, Sr., G	21	126	69	63	384	18.3
2014-15	KT Harrell, Sr., G	35	194	98	162	648	18.5
2013-14	Chris Denson, Sr., G	30	187	22	176	572	19.1
2012-13	Frankie Sullivan, Sr., G	32	148	56	113	465	14.5
2011-12	Frankie Sullivan, Jr., G	31	126	60	80	392	12.6
2010-11	Earnest Ross, So., G	31	126	48	107	407	13.1
2009-10	DeWayne Reed, Sr., G	32	167	49	135	518	16.5
2008-09	DeWayne Reed, Jr., G	36	156	65	97	474	13.2
2007-08	Quan Prowell, Sr., F	25	142	39	51	374	15.0
2006-07	Josh Dollard, So., F	26	125	18	58	326	12.5
2005-06	Ronny LeMelle, Sr., G	28	123	58	55	359	12.8
2004-05	Toney Douglas, Fr., G	31	179	70	105	525	16.9
2003-04	Marco Killingsworth, Jr., F	27	145	4	77	371	13.7
2002-03	Marquis Daniels, Sr., F	34	244	30	107	625	18.4
2001-02	Marquis Daniels, Jr., F	28	115	22	73	325	11.6
2000-01	Marquis Daniels, So., F	32	206	11	395	503	15.7
1999-2000	Chris Porter, Sr., F	26	141	4	304	380	14.6
1998-99	Chris Porter, Jr., F	30	179	8	381	479	16.0
1997-98	Doc Robinson, So., G	30	140	43	358	372	12.4
1996-97	Wes Flanigan, Sr., G	31	117	26	81	341	11.0
1995-96	Lance Weems, Sr., G	32	149	108	24	430	13.4
1994-95	Lance Weems, Jr., G	29	127	78	50	382	13.2
1993-94	Wesley Person, Sr., G/F	28	217	93	93	621	22.2
1992-93	Wesley Person, Jr., F	27	194	58	61	507	18.8
1991-92	Wesley Person, So., F	27	208	69	53	538	19.9
1990-91	Ronnie Battle, So., G	29	184	50	76	494	17.0
1989-90	Ronnie Battle, Fr., G	31	202	64	59	527	17.0
1988-89	Keenan Carpenter, Sr., G	28	195	84	57	531	19.0
1987-88	Chris Morris, Sr., F	30	241	33	105	620	20.7
1986-87	Jeff Moore, Jr., C	31	208	2	120	538	17.4
1985-86	Chuck Person, Sr., F	33	310	0	90	710	21.5
1984-85	Chuck Person, Jr., F	34	334	0	79	747	22.0
1983-84	Chuck Person, So., F	31	255	0	83	593	19.1
1982-83	Charles Barkley, So., C	28	161	0	82	404	14.4
1981-82	Odell Mosteller, Jr., G	28	186	0	73	445	15.9
1980-81	Earl Banks, Sr., C	27	140	0	40	320	11.9
1979-80	Bubba Price, Sr., G	28	123	0	59	305	10.9
1978-79	Bobby Cattage, So., C	29	184	0	92	460	15.9
1977-78	Mike Mitchell, Sr., F	27	283	0	105	671	24.9
1976-77	Mike Mitchell, Jr., F	26	229	0	47	505	19.4
1975-76	Eddie Johnson, Jr., G	26	204	0	105	513	19.7
1974-75	Eddie Johnson, So., G	24	200	0	102	502	20.9
1973-74	Eddie Johnson, Fr., G	26	231	0	105	567	21.8
1972-73	Gary England, Sr., G	26	140	0	53	333	12.8
1971-72	Jim Retseck, Jr., F	26	165	0	100	430	16.5
1970-71	John Mengelt, Sr., G	26	265	0	208	738	28.4
1969-70	John Mengelt, Jr., G	26	258	0	180	696	26.8
1968-69	John Mengelt, So., G	25	189	0	108	486	19.4
1967-68	Wally Tinker, Jr., F	26	115	0	148	378	14.5
1966-67	Alex Howell, Jr., G	25	148	0	52	348	14.0
1965-66	Lee DeFore, Sr., F	26	241	0	133	615	23.7
1964-65	Lee DeFore, Jr., F	23	145	0	73	363	15.8
1963-64	Lee DeFore, So., F	23	168	0	72	408	17.7
1962-63	Layton Johns, Sr., C	22	119	0	92	330	15.0
1961-62	Layton Johns, Jr., C	24	129	0	119	377	15.7
1960-61	Jimmy Fibbe, Sr., F	22	120	0	83	323	14.7
1959-60	Henry Hart, Sr., G	20	108	0	94	310	15.5
1958-59	Jimmy Lee, Sr., G	22	112	0	65	289	13.1
1957-58	Rex Frederick, Jr., F	22	123	0	109	355	16.1
1956-57	Jimmy Lee, So., G	21	134	0	66	334	15.9

1955-56	Bill McGriff, So., C	21	121	0	92	334	15.9
1954-55	Bill Kirkpatrick, Sr., G	20	152	0	67	371	18.7
1953-54	Bob Miller, Sr., C	24	141	0	144	426	17.8
1952-53	Bob Miller, Jr., C	21	86	0	96	268	15.8
1951-52	Inman Veal, So., G	26	114	0	47	284	10.9
1950-51	Dan Pridgen, Sr., C	22	111	0	56	278	12.6
1949-50	Bill Lynn, Sr., C	23	129	0	81	339	14.7

Rebounding

Season	Player	G	REB.	AVG.
2015-16	Cinmeon Bowers, Sr., F/G	30	289	9.6
2014-15	Cinmeon Bowers, Jr., F	34	326	9.6
2013-14	Asaahn Dixon-Tatum, Sr., C	30	180	6.0
2012-13	Robb Chubb, Sr., C	32	210	6.6
2011-12	Kenny Gabriel, Sr., F	31	227	7.3
2010-11	Earnest Ross, So., G	31	205	6.6
2009-10	Lucas Hargrove, Sr., F	32	224	7.0
2008-09	Korvotney Barber, Sr., F	36	347	9.6
2007-08	Quan Prowell, Sr., F	25	158	6.3
2006-07	Josh Dollard, So., F	26	181	7.0
2005-06	Korvotney Barber, Fr., F	28	134	4.8
2004-05	Quinnel Brown, Sr., F	31	186	6.0
2003-04	Marco Killingsworth, Jr., F	27	187	6.9
2002-03	Marco Killingsworth, So., F	34	219	6.4
2001-02	Marquis Daniels, Jr., F	28	148	5.3
2000-01	Jamison Brewer, So., G	32	230	7.2
1999-2000	Mamadou N'diaye, Sr., C	34	267	7.9
1998-99	Chris Porter, Jr., F	30	259	8.6
1997-98	Mamadou N'diaye, So., C	30	208	6.9
1996-97	Pat Burke, Sr., C	31	216	7.0
1995-96	Pat Burke, Jr., C	32	278	8.7
1994-95	Chris Davis, Jr., F	29	178	6.1
1993-94	Aubrey Wiley, Sr., F	28	261	9.3
1992-93	Aaron Swinson, Jr., F/C	27	207	7.7
1991-92	Aaron Swinson, So., F	27	203	7.5
1990-91	Robert McKie, So., C	28	164	5.9
1989-90	John Caylor, Jr., C-F	28	189	6.8
1988-89	Matt Geiger, So., C	28	186	6.6
1987-88	Chris Morris, Sr., F	30	295	9.8
1986-87	Jeff Moore, Jr., C	31	293	9.5
1985-86	Chuck Person, Sr., F	33	260	7.9
1984-85	Chuck Person, Jr., F	34	303	8.9
1983-84	Charles Barkley, Jr., C	28	265	9.5
1982-83	Charles Barkley, So., C	28	266	9.5
1981-82	Charles Barkley, Fr., C	28	275	9.8
1980-81	Earl Banks, Sr., C	27	188	7.0
1979-80	Earl Banks, Jr., C	28	164	5.9
1978-79	Bobby Cattage, So., C	29	269	9.3
1977-78	Mike Mitchell, Sr., F	27	241	8.9
1976-77	Pepto Bolden, Sr., F	26	233	9.0
1975-76	Mike Mitchell, So., F	26	249	9.6
1974-75	Mike Mitchell, Fr., F	25	286	11.4
1973-74	Pepto Bolden, Fr., C	26	302	11.6
1972-73	Gary Redding, Fr., F	26	214	8.2
1971-72	Jim Retseck, Jr., F	26	240	9.2
1970-71	Jim Retseck, So., F	26	294	11.3
1969-70	Bill Alexander, Sr., C	26	316	12.1
1968-69	Wally Tinker, Sr., F	25	195	7.8
1967-68	Bill Alexander, So., C	25	186	7.4
1966-67	Wally Tinker, So., F	25	211	8.4
1965-66	Lee DeFore, Sr., F	26	249	9.6
1964-65	Freddie Guy, Sr., F	25	306	12.2



Year-By-Year Leaders

1963-64	Freddie Guy, Jr., F	22	257	11.1
1962-63	Layton Johns, Sr., C	22	274	12.4
1961-62	Layton Johns, Jr., C	24	270	11.3
1960-61	Jimmy Fibbe, Sr., F	22	144	6.5
1959-60	Jimmy Fibbe, Jr., C	22	152	6.9
1958-59	Rex Frederick, Sr., C	20	257	12.9
1957-58	Rex Frederick, Jr., F	22	325	14.8
1956-57	Rex Frederick, So., F	21	322	15.3
1955-56	Bill McGriff, Sr., C	21	214	10.2
1954-55	Jim O'Donnell, Sr., F	20	172	8.6
1953-54	Bob Miller, Sr., C	24	277	11.5
1952-53	Bob Miller, Jr., C	17	209	12.3
1951-52	Bob Fenn, Jr., C	25	194	7.8
1950-51	Dan Pridgen, Sr., C	20	181	9.1

1970-71	Al Leapheart, Jr., C	26	114-225	506
1969-70	Bill Alexander, Sr., C	26	141-271	520
1968-69	Bill Alexander, Jr., C	25	126-238	529
1967-68	Tom Perry, Jr., F	24	75-147	510
1966-67	Tom Perry, So., F	25	78-135	577
1965-66	Bobby Buisson, Jr., G	26	105-185	566
1964-65	Joe Newton, Sr., C	24	126-208	606
1963-64	Joe Newton, Jr., C	22	85-154	552
1962-63	John Blackwell, Jr., F	22	123-219	562
1961-62	Layton Johns, Jr., C	24	129-232	556
1960-61	Porter Gilbert, Sr., G	19	88-151	583
1959-60	Porter Gilbert, Jr., G	22	97-169	574
1958-59	Jimmy Fibbe, So., F	22	92-160	575
1957-58	Rex Frederick, Jr., F	22	123-276	446
1956-57	Rex Frederick, So., F	21	103-201	512
1955-56	Kay Slayden, Sr., F	21	107-222	482
1954-55	Gordon Mummert, Sr., C	19	81-180	450
1953-54	Bob Miller, Sr., C	24	141-284	496
1952-53	Bob Miller, Jr., C	21	86-212	406
1951-52	Bill Fickling, So., F	22	75-191	393
1950-51	Don Lanford, Sr., G	22	89-265	336
1949-50	Don Lanford, Jr., G	22	76-188	404

Minimum of 3 FGM per game.

Field Goal Percentage

Season	Player	G	FGM-FGA	Pct.
2015-16	T.J. Dunans, Jr., G	16	65-141	461
2014-15	KT Harrell, Sr., G	35	194-428	453
2013-14	Chris Denson, Sr., G	30	187-406	461
2012-13	Rob Chubb, Sr., C	32	115-239	481
2011-12	Chris Denson, So., G	30	90-194	464
2010-11	Rob Chubb, So., C	29	93-200	465
2009-10	Brendan Knox, Sr., C	32	108-163	663
2008-09	Korvotney Barber, Sr., F	36	188-345	545
2007-08	Quan Prowell, Sr., F	25	142-261	544
2006-07	Korvotney Barber, So., F	32	148-244	607
2005-06	Korvotney Barber, Fr., F	28	81-141	574
2004-05	Daniel Hayles, Fr., F-G	31	71-142	500
2003-04	Marco Killingsworth, Jr., F	27	145-247	587
2002-03	Marco Killingsworth, So., F	34	170-309	550
2001-02	Marco Killingsworth, Fr., F	28	90-170	529
2000-01	Marquis Daniels, So., G	32	206-395	522
1999-2000	Mamadou N'diaye, Sr., C	34	100-187	535
1998-99	Mamadou N'diaye, Jr., C	33	88-180	489
1997-98	Bryant Smith, Jr., F	28	130-257	506
1996-97	Pat Burke, Sr., C	31	128-270	474
1995-96	Franklin Williams, So., F	32	115-217	530
1994-95	Chris Davis, Jr., F	29	131-226	580
1993-94	Aaron Swinson, Sr., F	28	234-371	631
1992-93	Aaron Swinson, Jr., F/C	27	183-305	600
1991-92	Aaron Swinson, So., F	27	157-267	588
1990-91	John Caylor, Sr., F-C	29	86-170	506
1989-90	John Caylor, Jr., C-F	28	90-169	533
1988-89	Matt Geiger, So., C	28	170-337	504
1987-88	John Caylor, So., F	30	102-193	528
1986-87	Chris Morris, Jr., F	31	170-304	559
1985-86	Frank Ford, Jr., G	33	153-281	544
1984-85	Frank Ford, So., G	34	161-291	553
1983-84	Charles Barkley, Jr., C	28	162-254	638
1982-83	Charles Barkley, So., C	28	161-250	644
1981-82	Charles Barkley, Fr., C	28	144-242	595
1980-81	Earl Banks, Sr., C	27	140-248	565
1979-80	Rich Valavicius, Sr., F	17	71-136	522
1978-79	Rich Valavicius, Jr., F	29	171-322	531
1977-78	Myles Patrick, Sr., F	27	103-196	526
1976-77	Mike Mitchell, Jr., F	26	229-429	534
1975-76	Gary Redding, Sr., F	26	139-265	525
1974-75	Gary Redding, Jr., F	26	159-309	515
1973-74	Pepto Bolden, Fr., C	26	113-212	533
1972-73	Albert Johnson, Sr., F	24	76-144	528
1971-72	Ernie Magri, Jr., F	19	62-110	564

3-Point Field Goals

Season	Player	G	3FGM	AVG.
2015-16	Bryce Brown, Fr., G	30	78	2.6
2014-15	KT Harrell, Sr., G	35	98	2.8
2013-14	KT Harrell, Jr., G	30	66	2.2
2012-13	Frankie Sullivan, Sr., G	32	56	1.8
2011-12	Frankie Sullivan, Jr., G	31	60	1.9
2010-11	Earnest Ross, So., G	31	48	1.5
2009-10	Tay Waller, Sr., G	26	87	3.4
2008-09	Tay Waller, Jr., G	36	100	2.8
2007-08	Rasheem Barrett, Jr., G	30	46	1.5
2006-07	Quan Prowell, Jr., F	21	35	1.7
2005-06	Ronny LeMelle, Sr., G	28	58	2.1
2004-05	Ian Young, Sr., G	30	70	2.3
2003-04	Ian Young, Jr., G	28	59	2.1
2002-03	Derrick Bird, Sr., G	34	56	1.6
2001-02	Adam Harrington, Jr., G	28	52	1.9
2000-01	Adam Harrington, So., G	31	72	2.3
1999-2000	Daymeon Fishback, Sr., G	34	59	1.7
1998-99	Scott Pohlman, So., G	33	62	1.9
1997-98	Scott Pohlman, Fr., G	30	53	1.8
1996-97	Daymeon Fishback, Fr., G	31	57	1.8
1995-96	Lance Weems, Sr., G	32	108	3.4
1994-95	Lance Weems, Jr., G	29	78	2.7
1993-94	Wesley Person, Sr., G/F	28	93	3.3
1992-93	Wesley Person, Jr., F	27	58	2.1
1991-92	Ronnie Battle, Jr., G	27	71	2.6
1990-91	Ronnie Battle, So., G	29	50	1.7
1989-90	Ronnie Battle, Fr., G	31	64	2.1
1988-89	Keenan Carpenter, Sr., G	28	84	3.0
1987-88	John Caylor, So., F	30	40	1.3
1986-87	Gerald White, Sr., G	24	32	1.3

Minimum of 1.0 3FGM per game. Note: 3-point shot instituted in 1986-87.

3-Point Field Goal Percentage (min. 1.0 made per game)

Season	Player	G	3FGM-3FGA	Pct.
2015-16	TJ Lang, So., G	31	48-119	403
2014-15	KT Harrell, Sr., G	35	98-226	434
2013-14	KT Harrell, Jr., G	30	66-184	359



Year-By-Year Leaders

2012-13	Jordan Price, Fr., G	27	30-77	390
2011-12	Kenny Gabriel, Sr., F	31	43-133	323
2010-11	Earnest Ross, So., G	31	48-144	333
2009-10	Tay Waller, Sr., G	26	87-212	410
2008-09	Tay Waller, Jr., G	36	100-272	368
2007-08	Quan Prowell, Sr., F	25	39-95	411
2006-07	Quan Prowell, Jr., F	21	35-81	432
2005-06	Rasheem Barrett, Fr., G	28	39-100	390
2004-05	Nathan Watson, Sr., G	31	52-139	374
2003-04	Ian Young, Jr., G	28	59-150	393
2002-03	Nathan Watson, So., G	28	38-103	369
2001-02	Adam Harrington, Jr., G	28	52-148	351
2000-01	Adam Harrington, So., G	31	72-211	341
1999-2000	Daymeon Fishback, Sr., G	34	59-164	360
1998-99	Jay Heard, Fr., G	33	39-93	419
1997-98	Daymeon Fishback, So., G	29	39-111	351
1996-97	Franklin Williams, Jr., F	31	33-86	384
1995-96	Franklin Williams, So., F	32	32-68	471
1994-95	Ray Donald, Jr., G/F	29	45-108	417
1993-94	Wesley Person, Sr., G/F	28	93-210	443
1992-93	Wesley Person, Jr., F	27	58-125	464
1991-92	Ronnie Battle, Jr., G	27	71-139	511
1990-91	Ronnie Battle, So., G	29	50-122	410
1989-90	Ronnie Battle, Fr., G	31	64-164	390
1988-89	Keenan Carpenter, Sr., G	28	84-203	414
1987-88	John Caylor, So., F	30	40-95	421
1986-87	Gerald White, Sr., G	24	32-83	386

Minimum of 1.0 3FGM per game. Note: 3-point shot instituted in 1986-87.

Free Throw Percentage

Season	Player	G	FTM-FTA	Pct.
2015-16	Kareem Canty, Jr., G	21	63-85	.741
2014-15	KT Harrell, Sr. G	35	162-199	.814
2013-14	KT Harrell, Jr., G	30	134-154	.870
2012-13	Frankie Sullivan, Sr., G	32	113-143	.790
2011-12	Frankie Sullivan, Jr. G	31	80-114	.702
2010-11	Earnest Ross, So., G	31	107-135	.793
2009-10	Frankie Sullivan, So., G	31	80-94	.851
2008-09	Tay Waller, Jr., G	36	56-70	.800
2007-08	Frank Tolbert, Sr., G	30	102-134	.761
2006-07	Frank Tolbert, Jr., G	32	83-116	.716
2005-06	Rasheem Barrett, Fr., G	28	52-69	.754
2004-05	Ian Young, Sr., G	30	83-96	.865
2003-04	Ian Young, Jr., G	28	37-44	.841
2002-03	Derrick Bird, Sr., G	34	56-69	.812
2001-02	Adam Harrington, Jr., G	28	55-79	.696
2000-01	Scott Pohlman, Sr., G	32	70-86	.814
1999-2000	Doc Robinson, Sr., G	34	63-81	.778
1998-99	Scott Pohlman, So., G	33	69-80	.863
1997-98	Bryant Smith, Jr., F	28	99-149	.664
1996-97	Wes Flanigan, Sr., G	31	81-122	.664
1995-96	Ray Donald, Sr., G	32	61-68	.897
1994-95	Wes Flanigan, So., G	29	81-101	.802
1993-94	Wesley Person, Sr., G/F	28	94-128	.734
1992-93	Ronnie Battle, Sr., G	27	79-96	.823
1991-92	Chris Brandt, Sr., C	27	108-147	.735
1990-91	Ronnie Battle, So., G	29	76-99	.768
1989-90	Reggie Gallon, Fr., G	31	99-128	.773
1988-89	Keenan Carpenter, Sr., G	28	57-73	.781
1987-88	Jeff Moore, Sr., C	20	86-103	.835
1986-87	Jeff Moore, Jr., C	31	120-150	.800
1985-86	Chuck Person, Sr., F	33	90-112	.804

1984-85	Chuck Person, Jr., F	34	79-107	.738
1983-84	Chuck Person, So., F	31	83-114	.728
1982-83	Odell Mosteller, Sr., G	28	73-90	.811
1981-82	Odell Mosteller, Jr., G	28	73-99	.737
1980-81	Frank Poindexter, So., F	27	81-100	.810
1979-80	Rich Valavicius, Sr., F	17	47-61	.770
1978-79	Bubba Price, Jr., G	29	97-123	.789
1977-78	Stan Pietkiewicz, Sr., G	27	128-146	.877
1976-77	Eddie Johnson, Sr., G	26	98-124	.790
1975-76	Eddie Johnson, Jr., G	26	105-142	.739
1974-75	Eddie Johnson, So., G	24	102-116	.879
1973-74	Eddie Johnson, Fr., G	26	105-130	.807
1972-73	Mike Christian, Jr., G	26	78-114	.684
1971-72	Henry Harris, Sr., G	26	94-128	.734
1970-71	John Mengelt, Sr., G	26	208-256	.812
1969-70	John Mengelt, Jr., G	26	180-225	.800
1968-69	Wally Tinker, Sr., F	25	125-152	.822
1967-68	Tom Perry, Jr., F	24	69-86	.802
1966-67	Bobby Buisson, Sr., G	25	97-126	.785
1965-66	Jimmy Montgomery, Sr., F	26	83-97	.856
1964-65	Lee DeFore, Jr., F	23	73-92	.793
1963-64	Joe Newton, Jr., C	22	61-76	.803
1962-63	Larry Cart, Sr., G	22	66-89	.742
1961-62	Layton Johns, Jr., C	24	119-155	.768
1960-61	Jimmy Fibbe, Sr., F	22	83-96	.865
1959-60	David Vaughn, Jr., F	18	68-85	.800
1958-59	Henry Hart, Sr., G	22	102-138	.739
1957-58	Jimmy Lee, Jr., G	22	62-85	.729
1956-57	Jimmy Lee, So., G	21	66-85	.776
1955-56	Jim O'Donnell, Sr., F	21	80-104	.769
1954-55	Jim O'Donnell, Jr., F	20	112-147	.762
1953-54	Jack Turner, Sr., G	24	82-110	.745
1952-53	Jack Turner, Jr., G	21	82-117	.701
1951-52	Jack Turner, So., G	22	66-89	.742
1950-51	George Hill, Sr., F	22	61-76	.803
1949-50	Don Lanford, Jr., G	22	78-101	.772

Minimum of 2.0 FTM per game.

Assists

Season	Player	G	AST	APG
2015-16	Kareem Canty, Jr., G	21	111	5.3
2014-15	K.C. Ross-Miller, Sr., G	35	83	2.4
2013-14	Tahj Shamsid-Deen, Fr., G	30	86	2.9
2012-13	Josh Wallace, Sr., G	32	91	2.8
2011-12	Varez Ward, So., G	27	103	3.8
2010-11	Josh Wallace, So., G	31	120	3.9
2009-10	DeWayne Reed, Sr., G	32	139	4.3
2008-09	DeWayne Reed, Jr., G	36	134	3.7
2007-08	Quantez Robertson, Jr., G	30	122	4.1
2006-07	Quantez Robertson, So., G	32	163	5.1
2005-06	Quantez Robertson, Fr., G	28	130	4.6
2004-05	Ian Young, Sr., G	30	121	4.0
2003-04	Ian Young, Jr., G	28	68	2.4
2002-03	Marquis Daniels, Sr., G	34	113	3.3
2001-02	Marquis Daniels, Jr., F	28	116	4.1
2000-01	Jamison Brewer, So., G	32	187	5.8
1999-2000	Doc Robinson, Sr., G	34	175	5.1
1998-99	Doc Robinson, Jr., G	33	166	5.0
1997-98	Doc Robinson, So., G	30	131	4.4
1996-97	Wes Flanigan, Sr., G	31	138	4.5
1995-96	Wes Flanigan, Jr., G	32	214	6.7
1994-95	Moochie Norris, Jr., G	29	143	4.9



Year-By-Year Leaders

1993-94	Wes Flanigan, Fr., G281374.9
1992-93	Reggie Gallon, Sr., G271214.5
1991-92	Champ Wrencher, Sr., G271214.5
1990-91	Reggie Gallon, So., G291194.1
1989-90	Reggie Gallon, Fr., G311193.8
1988-89	Derrick Dennison, Jr., G281194.3
1987-88	Terrance Howard, Sr., G301605.3
1986-87	Gerald White, Sr., G241245.2
1985-86	Gerald White, Jr., G332216.7
1984-85	Gerald White, So., G341855.4
1983-84	Paul Daniels, Sr., G301324.4
1982-83	Paul Daniels, Jr., G281344.8
1981-82	Paul Daniels, So., G281364.9
1980-81	Byron Henson, So., G26632.4
1979-80	Eric Stringer, Jr., G281033.7
1978-79	Bubba Price, Jr., G291204.1
1977-78	Stan Pietkiewicz, Sr., G271284.7
1976-77	Eddie Johnson, Sr., G261355.2
1975-76	Eddie Johnson, Jr., G261495.7
1974-75	Eddie Johnson, So., G241405.8
1973-74	Mike Christian, Sr., G26943.6
1972-73	Gary England, Sr., G26823.2
1971-72	Henry Harris, Sr., G26692.7
1970-71	John Mengelt, Sr., G26913.5
1969-70	Carl Shetler, Sr., G26672.6
1968-69	Wally Tinker, Sr., F251295.2
1967-68	Tom Perry, Jr., F24964.0
1966-67	Bobby Buisson, Sr., G25732.9
1965-66	Bobby Buisson, Jr., G261094.2

Note: Figures not available prior to 1965-66 season.

Blocks

Season	Player	G	BK
2015-16	Horace Spencer, Fr., F31.....65
2014-15	Jordon Granger, Jr., F34.....22
2013-14	Asaahn Dixon-Tatum, Sr., C30.....64
2012-13	Asaahn Dixon-Tatum, Jr., C32.....44
2011-12	Kenny Gabriel, Sr., F31.....71
2010-11	Kenny Gabriel, Jr., F31.....28
2009-10	Bredon Knox, Sr., C32.....33
2008-09	Korvotney Barber, Sr., F36.....44
2007-08	Frank Tolbert, Sr., G30.....14
2006-07	Korvotney Barber, Jr., F32.....55
2005-06	Korvotney Barber, Fr., F28.....43
2004-05	Frank Tolbert, Fr., G30.....15
2003-04	Kyle Davis, Sr., C28.....72
2002-03	Kyle Davis, Jr., C34.....126
2001-02	Kyle Davis, So., C24.....78
2000-01	Kyle Davis, Fr., C30.....84
1999-2000	Mamadou N'diaye, Sr., C34.....66
1998-99	Mamadou N'diaye, Jr., C33.....77
1997-98	Mamadou N'diaye, So., C30.....73
1996-97	Pat Burke, Sr., C31.....33
1995-96	Pat Burke, Jr., C32.....45
1994-95	Pat Burke, So., C29.....29
1993-94	Pat Burke, Fr., C28.....26
1992-93	Mark Hutton, Jr., F27.....38
1991-92	Wesley Person, So., F27.....29
1990-91	Wesley Person, Fr., F26.....31
1989-90	Zane Arnold, Jr., C31.....21
1988-89	Matt Geiger, So., C28.....25
1987-88	Chris Morris, Sr., F30.....39

1986-87	Mike Jones, So., F31.....41
1985-86	Mike Jones, Fr., F33.....34
1984-85	Chris Morris, Fr., F34.....45
1983-84	Charles Barkley, Jr., C28.....49
1982-83	Charles Barkley, So., C28.....45
1981-82	Charles Barkley, Fr., C28.....51
1980-81	Earl Banks, Sr., C27.....20
1979-80	Benny Anthony, Sr., F28.....26
1978-79	Earl Banks, So., C29.....21

Note: Figures not available prior to 1978-79 season.

Steals

Season	Player	G	ST
2015-16	Cinmeon Bowers, Sr., F/G30.....29
2014-15	K.C. Ross-Miller, Sr., G35.....54
2013-14	Allen Payne, Sr., F30.....37
2012-13	Allen Payne, Jr., F32.....38
2011-12	Frankie Sullivan, Jr., G31.....44
2010-11	Josh Wallace, So., G31.....53
2009-10	Frankie Sullivan, So., G31.....59
2008-09	DeWayne Reed, Jr., G36.....67
2007-08	Quantez Robertson, Jr., G30.....63
2006-07	Quantez Robertson, So., G32.....55
2005-06	Ronny LeMelle, Sr., G28.....40
2004-05	Nathan Watson, Sr., G31.....52
2003-04	Brandon Robinson, Jr., F28.....62
2002-03	Marquis Daniels, Sr., F34.....78
2001-02	Marquis Daniels, Jr., F28.....54
2000-01	Marquis Daniels, So., F32.....71
1999-2000	Chris Porter, Sr., F26.....52
1998-99	Chris Porter, Jr., F30.....64
1997-98	Bryant Smith, Jr., F28.....67
1996-97	Bryant Smith, So., F31.....53
1995-96	Wes Flanigan, Jr., G32.....64
1994-95	Moochie Norris, Jr., G29.....51
1993-94	Wesley Person, Sr., G/F28.....28
1992-93	Reggie Gallon, Sr., G27.....39
1991-92	Reggie Gallon, Jr., G27.....39
1990-91	Reggie Gallon, So., G29.....41
1989-90	Derrick Dennison, Sr., F30.....64
1988-89	Derrick Dennison, Jr., G28.....44
1987-88	Chris Morris, Sr., F30.....52
1986-87	Chris Morris, Jr., F31.....45
1985-86	Chris Morris, So., F33.....49
1984-85	Gerald White, So., G34.....60
1983-84	Chuck Person, So., F31.....38
1982-83	Paul Daniels, Jr., G28.....42
1981-82	Odell Mosteller, Jr., G28.....30
1980-81	Alvin Mumphord, So., G26.....29
1979-80	Bubba Price, Sr., G28.....33
1978-79	Bubba Price, Jr., G29.....49


Note: Figures not available prior to 1978-79 season.



1,000-Point Club

1. Chuck Person • Forward, 6-8, 215, Brantley, Ala. (Brantley)


Year	GP-GS	Min-Avg	FG-FGA	Pct	3FG-A	Pct	FT-FTA	Pct	O-D-Reb.-Avg	PF-FO	Ast	TO	Blk	Stl	Pts-Avg
1982-83	28-20	636-22.7	118-218	.541	--	--	25-33	.758	128-4.6	57- 1	37	37	6	13	261-9.3
1983-84	31-30	1045-34.8	255-470	.543	--	--	83-114	.728	249-8.0	62- 3	38	82	8	38	593-19.1
1984-85	34-34	1240-36.5	334-614	.544	--	--	79-107	.738	303-8.9	78- 0	69	80	18	42	747-22.0
1985-86	33-33	1194-36.2	310-597	.519	--	--	90-112	.804	260-7.9	83-3	30	73	12	27	710-21.5
Totals	126-117	4115-32.7	1017-1899	.536	--	--	277-366	.757	940-7.5	280- 7	174	277	44	120	2311-18.3

**2. Mike Mitchell • Forward, 6-8, 215, Atlanta, Ga. (Price)**

Year	GP-GS	Min-Avg	FG-FGA	Pct	3FG-A	Pct	FT-FTA	Pct	O-D-Reb.-Avg	PF-FO	Ast	TO	Blk	Stl	Pts-Avg
1974-75	25-24	--	204-426	.479	--	--	53-98	.541	286-11.4	84-4	15	--	--	--	461-18.4
1975-76	26-26	--	210-431	.487	--	--	66-96	.688	249-9.6	76-2	27	--	--	--	486-18.7
1976-77	26-26	--	229-429	.534	--	--	47-69	.681	220-8.5	75-5	35	--	--	--	505-19.4
1977-78	27-x	--	283-544	.520	--	--	105-135	.778	241-8.9	69-2	50	--	--	--	671-24.9
Totals	104-76	--	926-1830	.506	--	--	271-398	.681	996-9.6	304-13	127	--	--	--	2123-20.4

**3. Wesley Person • Forward/Guard, 6-6, 200, Brantley, Ala. (Brantley)**

Year	GP-GS	Min-Avg	FG-FGA	Pct	3FG-A	Pct	FT-FTA	Pct	O-D-Reb.-Avg	PF-FO	Ast	TO	Blk	Stl	Pts-Avg
1990-91	26-24	857-33.0	153-325	.471	42-118	.356	52-68	.765	40-107-147-5.7	49-0	48	49	31	35	400-15.4
1991-92	27-27	955-35.4	208-411	.506	69-141	.489	53-73	.726	38-145-183-6.8	45-1	55	45	29	28	538-19.9
1992-93	27-26	957-35.4	194-349	.556	58-125	.464	61-79	.772	51-141-192-7.1	46-0	102	46	17	21	507-18.8
1993-94	28-28	1006-35.9	217-448	.484	93-210	.443	94-128	.734	52-127-179-6.4	45-1	79	45	11	28	621-22.2
Totals	108-105	3775-35.0	772-1533	.497	262-594	.441	260-348	.747	181-520-701-6.5	185-2	284	185	88	112	2066-19.1

**4. Eddie Johnson • Guard, 6-2, 175, Weirsdale, Fla. (Lake Weir)**

Year	GP-GS	Min-Avg	FG-FGA	Pct	3FG-A	Pct	FT-FTA	Pct	O-D-Reb.-Avg	PF-FO	Ast	TO	Blk	Stl	Pts-Avg
1973-74	26-26	--	231-538	.429	--	--	105-130	.807	105-4.0	85-0	75	--	--	--	567-21.8
1974-75	24-23	--	200-449	.445	--	--	102-116	.879	90-3.8	69-3	140	--	--	--	502-20.9
1975-76	26-26	--	204-428	.477	--	--	105-142	.739	101-3.9	74-0	149	--	--	--	513-19.7
1976-77	26-26	--	154-362	.425	--	--	98-124	.790	67-2.6	88-5	135	--	--	--	406-15.6
Totals	102-101	--	789-1777	.444	--	--	410-512	.800	363-3.6	316-8	499	--	--	--	1988-19.5

**5. John Mengelt • Guard, 6-3, 190, Elwood, Ind. (Wendell Willkie)**

Year	GP-GS	Min-Avg	FG-FGA	Pct	3FG-A	Pct	FT-FTA	Pct	O-D-Reb.-Avg	PF-FO	Ast	TO	Blk	Stl	Pts-Avg
1968-69	25	--	189-360	.525	--	--	108-138	.782	106-4.2	60	60	--	--	--	486-19.4
1969-70	26	--	258-554	.465	--	--	180-225	.800	156-6.0	77	54	--	--	--	696-26.8
1970-71	26	--	265-548	.484	--	--	208-256	.812	108-4.1	92	91	--	--	--	738-28.4
Totals	77	--	712-1462	.487	--	--	496-619	.801	370-4.7	229	205	--	--	--	1920-24.8

**6. Ronnie Battle • Guard, 6-1, 160, Pittsview, Ala. (Chavala)**

Year	GP-GS	Min-Avg	FG-FGA	Pct	3FG-A	Pct	FT-FTA	Pct	O-D-Reb.-Avg	PF-FO	Ast	TO	Blk	Stl	Pts-Avg
1989-90	31-31	1020-32.9	202-416	.486	64-164	.390	59-82	.720	35-69-104-3.4	78-2	79	88	5	38	527-17.0
1990-91	29-28	928-32.0	184-438	.420	50-122	.410	76-99	.768	31-44-75-2.6	68-1	62	83	7	27	494-17.0
1991-92	27-27	895-33.1	173-352	.491	71-139	.511	32-46	.696	12-38-50-1.9	70-1	66	64	9	36	449-16.6
1992-93	27-27	927-33.1	158-350	.451	51-133	.383	79-96	.823	11-27-38-1.4	53-0	86	70	4	24	446-16.5
Totals	114-113	3770-33.1	717-1556	.461	236-558	.423	246-323	.762	89-178-267-2.3	269-4	293	305	25	125	1916-16.8

**7. Chris Morris • Forward, 6-8, 210, Atlanta, Ga. (Douglass)**

Year	GP-GS	Min-Avg	FG-FGA	Pct	3FG-A	Pct	FT-FTA	Pct	O-D-Reb.-Avg	PF-FO	Ast	TO	Blk	Stl	Pts-Avg
1984-85	34-30	1032-30.4	155-325	.477	--	--	44-71	.620	169-5.0	81-5	57	87	45	43	354-10.4
1985-86	33-33	1023-31.0	128-256	.500	--	--	69-103	.670	171-5.2	75-3	62	58	60	54	325-9.8
1986-87	31-31	985-31.8	170-304	.559	9-27	.333	69-97	.711	99-126-225-7.3	104-8	80	69	30	42	418-13.5
1987-88	30-30	1018-33.9	241-501	.481	33-97	.340	105-132	.795	110-185-295-9.8	83-3	82	85	44	54	620-20.7
Totals	128-124	4058-31.7	694-1386	.501	42-124	.338	287-403	.712	209-311-860-6.7	343-19	281	275	179	193	1717-13.4






1,000-Point Club

8. Frankie Sullivan • Guard, 6-1, 206, Uniontown, Ala. (R.C. Hatch)

Year	GP-GS	Min-Avg	FG-FGA	Pct	3FG-A	Pct	FT-FTA	Pct	O-D-Reb.-Avg	PF-FO	Ast	TO	Blk	Stl	Pts-Avg
2008-09	34-1	654-19.2	85-210	.405	41-124	.331	46-61	.754	12-54-66-1.9	74-0	46	37	4	39	257-7.6
2009-10	31-30	968-31.2	125-290	.431	63-170	.371	80-94	.851	29-87-116-3.7	98-6	62	51	7	59	393-12.7
2010-11	6-4	148-24.7	13-36	.361	8-28	.286	15-19	.789	1-6-7-1.2	9-0	18	7	0	15	49-8.2
2011-12	31-27	987-31.8	126-329	.383	60-189	.317	80-114	.702	22-99-121-3.9	75-1	71	50	6	44	392-12.6
2012-13	32-30	998-31.2	148-403	.367	56-202	.277	113-143	.790	15-109-124-3.9	83-2	90	98	9	33	465-14.5
Totals	134-92	3755-28.0	497-1268	.392	228-713	.320	334-431	.775	79-355-434-3.2	339-9	287	243	26	190	1556-11.6

**9. Jeff Moore • Center, 6-7, 240, Birmingham, Ala. (Midfield)**

Year	GP-GS	Min-Avg	FG-FGA	Pct	3FG-A	Pct	FT-FTA	Pct	O-D-Reb.-Avg	PF-FO	Ast	TO	Blk	Stl	Pts-Avg
1984-85	34-29	830-24.4	119-242	.492	--	--	41-68	.603	240-7.1	98-3	17	55	13	14	279-8.2
1985-86	33-33	957-29.0	139-274	.507	--	--	82-108	.759	234-7.1	69-1	29	58	60	54	360-10.9
1986-87	31-30	996-32.1	208-383	.543	2-7	.286	120-150	.800	111-182-293-9.5	84-3	25	69	30	42	538-17.4
1987-88	20-17	611-30.6	142-286	.497	2-11	.182	86-103	.835	68-115-183-9.2	53-3	20	50	9	19	372-18.6
Totals	118-109	3394-28.8	608-1185	.513	4-18	.222	329-429	.767	950-8.1	304-10	91	228	59	62	1549-13.1

**10. Marquis Daniels • Forward, 6-6, 200, Orlando, Fla. (Mt. Zion Christian Academy, N.C.)**

Year	GP-GS	Min-Avg	FG-FGA	Pct	3FG-A	Pct	FT-FTA	Pct	O-D-Reb.-Avg	PF-FO	Ast	TO	Blk	Stl	Pts-Avg
1999-00	18-0	219-12.2	33-73	.452	3-15	.200	10-20	.500	19-28-47-2.6	17-0	8	24	2	5	79-4.4
2000-01	32-31	974-30.4	206-395	.522	11-48	.229	80-124	.645	93-130-223-7.0	107-6	50	76	23	71	503-15.7
2001-02	28-25	807-28.8	115-260	.442	22-62	.355	73-115	.635	48-100-148-5.3	75-1	116	99	6	54	325-11.6
2002-03	34-34	1187-34.9	244-476	.513	30-98	.306	107-159	.673	63-147-210-6.2	68-0	113	102	8	78	625-18.4
Totals	112-90	3187-28.5	598-1204	.497	66-223	.296	270-418	.646	223-405-628-5.6	267-7	287	301	39	208	1532-13.7

**11. Scott Pohlman • Guard, 6-2, 170, Roswell, Ga. (Roswell)**


Year	GP-GS	Min-Avg	FG-FGA	Pct	3FG-A	Pct	FT-FTA	Pct	O-D-Reb.-Avg	PF-FO	Ast	TO	Blk	Stl	Pts-Avg
1997-98	30-29	888-29.6	108-293	.369	53-162	.327	49-59	.831	11-63-74-2.6	66-3	44	71	1	35	318-10.6
1998-99	33-33	847-25.7	129-317	.407	62-160	.387	69-80	.863	28-44-72-2.2	61-0	53	31	0	31	389-11.8
1999-2000	34-28	906-28.3	117-326	.359	49-155	.316	52-68	.765	30-49-79-2.3	61-1	53	46	5	22	335-9.9
2000-01	32-31	956-29.9	144-338	.426	42-132	.318	70-86	.814	16-53-69-2.2	45-0	55	40	2	28	400-12.5
Totals	129-121	3597-27.9	498-1274	.391	206-609	.339	240-293	.819	85-209-294-2.3	233-4	205	188	8	116	1442-11.2

**12. DeWayne Reed • Guard, 6-1, 175, Houston, Texas (Wheatley)**

Year	GP-GS	Min-Avg	FG-FGA	Pct	3FG-A	Pct	FT-FTA	Pct	O-D-Reb.-Avg	PF-FO	Ast	TO	Blk	Stl	Pts-Avg
2006-07	31-13	607-19.6	54-155	.348	29-83	.349	37-56	.661	9-45-54-1.7	59-1	93	77	7	42	174-5.6
2007-08	29-23	970-32.3	82-232	.353	41-137	.299	55-96	.573	11-63-74-2.5	62-1	102	95	6	59	260-9.0
2008-09	36-32	1144-31.8	156-403	.387	65-199	.327	97-157	.618	19-73-92-2.6	80-3	134	92	15	67	474-13.2
2009-10	32-32	1059-33.1	167-426	.392	49-150	.327	135-190	.711	13-70-83-2.6	69-3	139	102	7	43	518-16.2
Totals	128-100	3780-29.5	459-1216	.377	184-569	.323	324-499	.649	52-251-303-2.4	270-8	468	366	35	211	1426-11.1

**13. Rasheem Barrett • Guard, 6-5, 220, Atlanta, Ga. (Marist)**

Year	GP-GS	Min-Avg	FG-FGA	Pct	3FG-A	Pct	FT-FTA	Pct	Reb.-Avg	PF-FO	Ast	TO	Blk	Stl	Pts-Avg
2005-06	28-14	696-24.9	110-237	.464	39-100	.390	52-69	.754	84-3.0	66-2	43	67	2	23	311-11.1
2006-07	32-25	946-29.6	135-349	.387	48-156	.308	45-65	.692	123-3.8	59-2	73	65	5	36	363-11.3
2007-08	29-29	957-31.9	155-354	.438	44-131	.336	33-47	.702	119-4.1	56-0	63	57	4	24	387-13.3
2008-09	33-20	794-24.1	128-299	.428	26-80	.325	45-60	.750	115-3.5	56-1	47	48	2	29	327-9.9
TOTAL	122-88	3393-27.8	528-1239	.426	157-467	.336	175-241	.726	441-3.6	237-5	226	237	13	112	1388-11.4

**14. Frank Ford • Guard/Forward, 6-4, 220, Kissimmee, Fla. (Osceola)**

Year	GP-GS	Min-Avg	FG-FGA	Pct	3FG-A	Pct	FT-FTA	Pct	O-D-Reb.-Avg	PF-FO	Ast	TO	Blk	Stl	Pts-Avg
1983-84	31-29	905-29.2	97-222	.437	--	--	38-55	.691	108-3.5	45-0	75	86	1	31	232-7.5
1984-85	34-34	1242-36.5	161-291	.553	--	--	70-113	.619	163-4.8	58-1	59	59	7	37	392-11.5
1985-86	33-33	1127-34.2	153-281	.544	--	--	60-83	.723	146-4.4	56-1	68	39	4	39	366-11.1
1986-87	31-31	1078-34.8	148-309	.479	10-35	.286	93-135	.689	59-128-187-6.0	80-3	75	62	4	39	399-12.9
Totals	129-127	4352-33.7	559-1103	.507	10-35	.286	261-386	.676	604-4.7	239-5	277	246	15	146	1389-10.8






1,000-Point Club

15. Aaron Swinson • Forward/Center, 6-5, 230, Brunswick, Ga. (Brunswick)

Year	GP-GS	Min-Avg	FG-FGA	Pct	3FG-A	Pct	FT-FTA	Pct	O-D-Reb.-Avg	PF-FO	Ast	TO	Blk	Stl	Pts-Avg
1991-92	27-26	774-28.7	157-267	.588	0-1	.000	72-127	.567	72-131-203-7.5	72-0	28	75	13	30	386-14.3
1992-93	27-27	886-32.8	183-305	.600	0-1	.000	55-93	.591	82-125-207-7.7	58-1	28	64	4	21	421-15.6
1993-94	28-28	991-35.4	234-371	.631	0-2	.000	111-161	.689	81-145-226-8.1	74-1	30	59	6	14	579-20.7
Totals	82-81	2651-32.3	574-943	.609	0-4	.000	238-381	.625	235-401-636-7.8	204-2	86	198	23	65	1386-16.9

**16. Lee DeFore • Forward, 6-6, 210, Atlanta, Ga. (Sylvan)**

Year	GP-GS	Min-Avg	FG-FGA	Pct	3FG-A	Pct	FT-FTA	Pct	O-D-Reb.-Avg	PF-FO	Ast	TO	Blk	Stl	Pts-Avg
1963-64	23		168-351	.478	--	--	72-90	.800	176-7.7	72	--	--	--	--	408-17.7
1964-65	23		145-326	.444	--	--	73-92	.793	144-6.3	70	--	--	--	--	363-15.8
1965-66	26		241-516	.467	--	--	133-156	.853	249-9.5	73	--	--	--	--	615-23.7
Totals	72		554-1193	.464	--	--	278-338	.822	569-7.8	215	--	--	--	--	1386-19.0

**17. Gary Redding • Forward, 6-6, 185, Atlanta, Ga. (Price)**

Year	GP-GS	Min-Avg	FG-FGA	Pct	3FG-A	Pct	FT-FTA	Pct	O-D-Reb.-Avg	PF-FO	Ast	TO	Blk	Stl	Pts-Avg
1972-73	26-x		120-278	.432	--	--	58-90	.644	214-8.2	60	39	--	--	--	298-11.5
1973-74	26-25		117-297	.393	--	--	79-98	.806	246-9.4	56	30	--	--	--	313-12.0
1974-75	26-26		159-309	.515	--	--	63-80	.788	263-10.1	72	40	--	--	--	381-14.7
1975-76	26-x		139-265	.525	--	--	64-87	.736	213-8.2	64	29	--	--	--	342-13.2
Totals	104-51		535-1149	.466	--	--	264-355	.744	936-9.0	252	138	--	--	--	1334-12.8

**18. Doc Robinson • Guard, 6-2, 180, Selma, Ala. (Selma)**

Year	GP-GS	Min-Avg	FG-FGA	Pct	3FG-A	Pct	FT-FTA	Pct	Reb.-Avg	PF-FO	Ast	TO	Blk	Stl	Pts-Avg
1996-97	31-17	756-24.4	70-189	.370	16-56	.286	35-46	.761	89-2.9	48-0	96	54	1	31	191-6.2
1997-98	30-29	964-32.1	140-358	.391	43-127	.339	49-64	.766	110-3.7	55-2	131	93	6	35	372-12.4
1998-99	33-33	927-28.1	137-303	.452	37-109	.339	67-86	.779	87-2.6	58-0	166	68	3	47	378-11.5
1999-2000	34-34	1056-31.1	139-345	.403	50-142	.352	63-81	.778	103-3.0	48-0	175	66	4	40	391-11.5
Totals	128-113	3703-28.9	486-1195	.407	146-434	.336	214-277	.773	389-3.0	209-2	568	281	14	153	1332-10.4

**19. Stan Pietkiewicz • Guard, 6-5, 200, Winter Park, Fla. (Winter Park)**


Year	GP-GS	Min-Avg	FG-FGA	Pct	3FG-A	Pct	FT-FTA	Pct	O-D-Reb.-Avg	PF-FO	Ast	TO	Blk	Stl	Pts-Avg
1974-75	25-22		100-233	.429	--	--	41-52	.788	71-2.8	55-0	52	--	--	--	241-9.6
1975-76	25-23		112-243	.461	--	--	28-40	.700	67-2.7	56-1	86	--	--	--	252-10.1
1976-77	23-23		106-219	.484	--	--	44-51	.863	61-2.7	41-0	90	--	--	--	256-11.1
1977-78	27-x		194-380	.511	--	--	128-146	.877	96-3.6	64-2	128	--	--	--	516-19.1
Totals	100-68		512-1075	.476	--	--	241-289	.834	295-3.0	216-3	356	--	--	--	1265-12.7

**20. Frank Tolbert • Guard, 6-6, 210, River Falls, Ala. (Red Level)**

Year	GP-GS	Min-Avg	FG-FGA	Pct	3FG-A	Pct	FT-FTA	Pct	O-D-Reb.-Avg	PF-FO	Ast	TO	Blk	Stl	Pts-Avg
2004-05	30-11	636-21.2	73-172	.424	18-55	.327	44-68	.647	39-51-90-3.0	110-8	29	60	15	22	208-6.9
2005-06	28-19	655-23.4	90-209	.431	27-75	.360	48-83	.578	46-53-99-3.5	90-7	35	73	23	37	255-9.1
2006-07	32-28	903-28.2	128-268	.478	38-101	.376	83-116	.716	62-93-155-4.8	118-8	49	73	20	42	377-11.8
2007-08	30-29	909-30.3	134-312	.429	32-102	.314	102-134	.761	66-89-155-5.2	109-5	67	76	14	46	402-13.4
Totals	120-87	3103-25.9	425-961	.442	115-333	.345	277-401	.691	213-286-499-4.2	427-28	180	282	72	147	1242-10.4

**21. Darrell Lockhart • Forward/Center, 6-9, 232, Thomaston, Ga. (Robert E. Lee)**

Year	GP-GS	Min-Avg	FG-FGA	Pct	3FG-A	Pct	FT-FTA	Pct	O-D-Reb.-Avg	PF-FO	Ast	TO	Blk	Stl	Pts-Avg
1979-80	28-21	766-27.4	99-211	.469	--	--	48-68	.706	151-5.4	69-2	38	--	8	16	246-8.8
1980-81	27-27	845-31.3	134-244	.549	--	--	34-47	.723	173-6.4	91-4	46	51	9	10	302-11.2
1981-82	28-28	896-32.0	142-256	.555	--	--	40-51	.784	160-5.7	89-5	25	64	21	22	324-11.6
1982-83	28-x		162-297	.545	--	--	40-53	.755	153-5.5	83-5	29	64	16	12	364-13.0
Totals	111-76	2507	537-1008	.533	--	--	162-219	.740	637-5.7	332-16	138	179	54	60	1236-11.1






1,000-Point Club

22. Wes Flanigan • Guard, 6-1, 180, Little Rock, Ark. (Parkview)

Year	GP-GS	Min-Avg	FG-FGA	Pct	3FG-A	Pct	FT-FTA	Pct	O-D-Reb.-Avg	PF-FO	Ast	TO	Blk	Stl	Pts-Avg
1993-94	28-10	682-24.4	61-130	.469	1-13	.077	58-94	.617	10-37-47-1.7	72-5	137	22	1	9	181-6.5
1994-95	29-20	748-25.8	81-186	.435	15-57	.263	81-101	.802	28-40-68-2.3	56-0	84	58	3	24	258-8.9
1995-96	32-32	1074-33.6	142-338	.420	26-97	.268	118-168	.702	26-74-100-3.1	73-2	214	41	2	18	428-13.4
1996-97	31-24	881-28.4	117-278	.421	26-97	.268	81-122	.664	28-48-76-2.5	65-3	138	93	2	39	341-11.0
Totals	120-86	3385-28.2	401-952	.421	68-264	.258	338-485	.697	92-199-291-2.4	266-10	573	214	8	90	1208-10.1

**23. KT Harrell • Guard, 6-4, 212, Montgomery, Ala. (Brewbaker Tech Magnet)**

Year	GP-GS	Min-Avg	FG-FGA	Pct	3FG-A	Pct	FT-FTA	Pct	O-D-Reb.-Avg	PF-FO	Ast	TO	Blk	Stl	Pts-Avg
2013-14	30-30	977-32.6	174-402	.433	66-184	.359	134-154	.870	20-99-119-4.0	77-1	64	86	6	24	548-18.3
2014-15	35-35	1156-33.0	194-428	.453	98-226	.434	162-199	.814	32-72-104-3.0	80-0	52	86	2	33	648-18.5
Totals	100-50	2495-25.0	401-873	.459	47-171	.275	341-527	.647	88-187-275-2.8	171-0	156	129	10	82	1190-11.9

**24. Chris Denson • Guard, 6-2, 181, Columbus, Ga. (Shaw)**

Year	GP-GS	Min-Avg	FG-FGA	Pct	3FG-A	Pct	FT-FTA	Pct	O-D-Reb.-Avg	PF-FO	Ast	TO	Blk	Stl	Pts-Avg
2010-11	20-3	367-18.4	43-102	.422	4-25	.160	28-48	.583	15-17-32-1.6	30-0	20	12	1	17	118-5.9
2011-12	30-8	670-22.3	90-194	.464	14-38	.368	68-107	.636	22-32-54-1.8	44-0	34	41	3	16	262-8.7
2012-13	20-9	498-24.9	81-171	.474	7-25	.280	69-104	.663	14-45-59-3.0	33-0	31	22	3	19	238-11.9
2013-14	30-30	960-32.0	187-406	.461	22-83	.265	176-268	.657	37-93-130-4.3	64-0	71	54	3	30	572-19.1
Totals	100-50	2495-25.0	401-873	.459	47-171	.275	341-527	.647	88-187-275-2.8	171-0	156	129	10	82	1190-11.9

**25. Charles Barkley • Center, 6-6, 265, Leeds, Ala. (Leeds)**


Year	GP-GS	Min-Avg	FG-FGA	Pct	3FG-A	Pct	FT-FTA	Pct	O-D-Reb.-Avg	PF-FO	Ast	TO	Blk	Stl	Pts-Avg
1981-82	28-23	746-26.6	144-242	.595	--	--	68-107	.636	275-9.8	99-4	30	45	51	13	356-12.7
1982-83	28-28	782-27.9	161-250	.644	--	--	82-130	.631	266-9.5	102-9	49	80	45	32	404-14.4
1983-84	28-17	762-27.2	162-254	.638	--	--	99-145	.683	265-9.5	89-4	58	80	49	31	423-15.1
Totals	84-68	2290-27.3	467-746	.626	--	--	249-382	.652	806-9.6	290-17	137	205	145	76	1183-14.1

**26. Korvotney Barber • Forward, 6-7, 225, Manchester, Ga. (Manchester)**


Year	GP-GS	Min-Avg	FG-FGA	Pct	3FG-A	Pct	FT-FTA	Pct	O-D-Reb.-Avg	PF-FO	Ast	TO	Blk	Stl	Pts-Avg
2005-06	28-27	597-21.3	81-141	.574	0-0	.000	28-70	.400	58-76-134-4.8	80-3	12	51	43	17	190-6.8
2006-07	32-29	830-25.9	147-243	.605	0-0	.000	67-152	.441	87-125-212-6.6	92-3	36	73	55	15	361-11.3
2007-08	10-10	273-27.3	59-82	.720	0-0	.000	20-47	.426	27-42-69-6.9	26-0	8	21	13	8	138-13.8
2008-09	36-35	1071-29.8	188-345	.545	0-0	.000	86-182	.473	133-214-347-9.6	104-0	34	82	44	24	462-12.8
Totals	106-101	2771-26.1	475-811	.586	0-0	.000	201-451	.446	305-457-762-7.2	302-6	90	227	155	64	1151-10.9

**27. Lance Weems • Guard, 6-3, 195, Ashland, Ala. (Clay County)**

Year	GP-GS	Min-Avg	FG-FGA	Pct	3FG-A	Pct	FT-FTA	Pct	O-D-Reb.-Avg	PF-FO	Ast	TO	Blk	Stl	Pts-Avg
1992-93	26-0	222-8.5	16-45	.356	9-26	.346	3-4	.750	9-16-25-1.0	27-0	26	23	0	8	44-1.7
1993-94	24-17	684-28.5	82-208	.394	45-126	.357	40-46	.870	15-45-60-2.5	52-1	67	20	0	8	249-10.4
1994-95	29-22	825-28.4	127-292	.435	78-195	.400	50-64	.781	25-72-97-3.3	67-1	70	77	1	32	382-13.2
1995-96	32-32	971-30.3	149-370	.403	108-279	.387	24-34	.706	40-76-116-3.6	70-0	55	19	0	11	430-13.4
Totals	111-71	2702-24.3	374-915	.409	240-626	.383	117-148	.791	89-209-298-2.7	216-2	218	139	1	59	1105-10.0

**28. Bryant Smith • Forward, 6-5, 195, Huntsville, Ala. (Butler)**

Year	GP-GS	Min-Avg	FG-FGA	Pct	3FG-A	Pct	FT-FTA	Pct	O-D-Reb.-Avg	PF-FO	Ast	TO	Blk	Stl	Pts-Avg
1995-96	29-3	329-11.3	34-79	.430	19-40	.475	16-28	.571	29-29-58-2.0	24-1	12	3	2	6	103-3.6
1996-97	31-18	823-26.5	83-206	.403	37-126	.294	47-69	.681	64-67-131-4.2	56-2	33	44	1	53	250-8.1
1997-98	28-23	915-32.7	130-257	.506	12-57	.211	99-149	.664	91-91-182-6.5	58-0	64	51	10	67	371-13.3
1998-99	33-33	948-28.7	134-295	.454	19-70	.271	76-125	.608	112-91-203-6.2	57-0	43	49	2	53	363-11.0
Totals	121-77	3015-24.9	381-837	.455	87-293	.297	238-371	.642	296-278-574-4.7	195-3	152	147	15	179	1087-9.0





1,000-Point Club

29. Bubba Price • Guard, 6-3, 175, Birmingham, Ala. (Carver)


Year	GP-GS	Min-Avg	FG-FGA	Pct	3FG-A	Pct	FT-FTA	Pct	O-D-Reb.-Avg	PF-FO	Ast	TO	Blk	Stl	Pts-Avg
1976-77	25		50-113	.442	--	--	20-35	.571	32-1.3	46-2	23	--	--	--	120-4.8
1977-78	26		81-181	.448	--	--	29-49	.592	57-2.2	83-5	109	--	--	--	191-7.3
1978-79	29-29	1102-38.0	181-390	.464	--	--	97-123	.789	99-3.4	93-5	120	--	--	--	459-15.8
1979-80	28-28	759-27.1	123-267	.461	--	--	59-83	.711	72-2.6	64-3	72	--	--	--	305-10.9
Totals	108-57	1861	435-951	.457	--	--	205-290	.707	260-2.4	286-15	324	--	--	--	1075-10.0

**30. Derrick Dennison • Forward/Guard, 6-3, 190, Atlanta, Ga. (Douglass)**

Year	GP-GS	Min-Avg	FG-FGA	Pct	3FG-A	Pct	FT-FTA	Pct	O-D-Reb.-Avg	PF-FO	Ast	TO	Blk	Stl	Pts-Avg
1986-87	18-0	90-5.0	17-28	.607	6-10	.600	4-4	1.000	1-9-10-0.6	11-0	11	14	3	1	44-2.4
1987-88	30-17	565-18.8	78-158	.494	16-45	.356	25-35	.714	28-50-78-2.6	62-1	35	47	10	25	197-6.6
1988-89	28-25	846-30.2	138-313	.441	26-84	.310	47-66	.712	25-92-117-4.2	82-3	119	108	15	44	349-12.5
1989-90	30-25	875-29.2	182-392	.464	27-79	.342	89-117	.761	40-91-131-4.4	94-2	73	107	11	54	480-16.0
Totals	106-67	2376-22.4	415-891	.466	75-218	.344	165-222	.743	94-242-336-3.2	249-6	238	276	39	124	1070-10.1

**31. Pat Burke • Center, 6-11, 250, Cape Coral, Fla. (Mariner)**

Year	GP-GS	Min-Avg	FG-FGA	Pct	3FG-A	Pct	FT-FTA	Pct	O-D-Reb.-Avg	PF-FO	Ast	TO	Blk	Stl	Pts-Avg
1993-94	28-5	390-13.9	48-100	.480	0-1	.000	16-32	.500	26-56-82-2.9	55-4	14	18	8	2	112-4.0
1994-95	29-14	640-22.1	107-201	.532	3-9	.333	43-67	.642	51-88-139-4.8	53-0	29	53	29	27	260-9.0
1995-96	32-31	898-28.1	138-287	.481	13-54	.241	63-97	.649	100-178-278-8.7	86-3	28	39	11	8	352-11.0
1996-97	31-25	794-25.6	128-270	.474	4-26	.154	80-124	.645	79-137-216-7.0	76-1	88	88	33	28	340-11.0
Totals	120-75	2722-22.7	421-858	.491	20-90	.222	202-320	.631	256-459-715-6.0	270-8	159	198	81	65	1064-8.9

**32. Marco Killingsworth • Forward, 6-7, 235, Montgomery, Ala. (Central Park Christian Academy)**

Year	GP-GS	Min-Avg	FG-FGA	Pct	3FG-A	Pct	FT-FTA	Pct	O-D-Reb.-Avg	PF-FO	Ast	TO	Blk	Stl	Pts-Avg
2001-02	28-14	549-19.6	90-170	.529	1-5	.200	38-73	.521	47-70-117-4.2	81-4	24	49	11	8	219-7.8
2002-03	34-33	975-28.7	170-309	.550	13-36	.361	98-143	.685	81-138-219-6.4	97-4	33	98	10	18	451-13.3
2003-04	27-25	753-27.9	145-247	.587	4-10	.400	77-120	.642	86-101-187-6.9	74-1	28	68	16	21	371-13.7
Totals	89-72	2277-25.6	405-726	.558	18-51	.353	213-336	.634	214-309-523-5.9	252-9	85	215	37	47	1041-11.7

**33. Franklin Williams • Forward, 6-6, 215, Headland, Ala. (Headland)**

Year	GP-GS	Min-Avg	FG-FGA	Pct	3FG-A	Pct	FT-FTA	Pct	O-D-Reb.-Avg	PF-FO	Ast	TO	Blk	Stl	Pts-Avg
1994-95	29-19	681-23.5	75-142	.528	9-27	.333	66-89	.742	38-89-127-4.4	86-4	33	62	4	16	225-7.8
1995-96	32-27	874-27.3	115-17	.530	32-68	.471	71-106	.670	50-104-154-4.8	70-1	35	29	0	6	333-10.4
1996-97	31-21	731-23.6	80-179	.447	33-86	.384	53-77	.688	58-73-131-4.2	61-1	25	57	3	21	246-7.9
1997-98	30-22	758-25.3	73-182	.401	31-91	.341	46-74	.622	43-68-111-3.8	71-2	35	71	6	21	223-7.4
Totals	122-89	3044-24.9	343-720	.476	105-272	.386	236-346	.682	189-334-523-4.3	288-8	128	219	13	64	1027-8.4

**34. Bill Alexander • Center, 6-6, 215, Cherokee, Ala. (Cherokee Vocational)**

Year	GP-GS	Min-Avg	FG-FGA	Pct	3FG-A	Pct	FT-FTA	Pct	O-D-Reb.-Avg	PF-FO	Ast	TO	Blk	Stl	Pts-Avg
1967-68	25		125-257	.486	--	--	85-143	.594	186-7.4	84	26	--	--	--	335-13.4
1968-69	25		126-238	.529	--	--	85-132	.644	184-7.4	91	22	--	--	--	337-13.4
1969-70	26		141-271	.520	--	--	72-134	.537	316-12.1	78	19	--	--	--	354-13.6
Totals	76		392-766	.511	--	--	242-409	.591	686-8.9	253	67	--	--	--	1026-13.4

**35. Earl Banks • Forward, 6-7, 220, Birmingham, Ala. (Holy Family)**

Year	GP-GS	Min-Avg	FG-FGA	Pct	3FG-A	Pct	FT-FTA	Pct	O-D-Reb.-Avg	PF-FO	Ast	TO	Blk	Stl	Pts-Avg
1977-78	27-7		64-138	.464	--	--	36-54	.667	173-6.4	98-11	4	--	--	--	164-6.1
1978-79	29-23	812-28.0	141-284	.496	--	--	35-56	.625	205-7.1	105-7	11	--	--	--	317-10.9
1979-80	28-25	558-19.9	86-173	.497	--	--	31-55	.564	164-5.9	90-3	13	--	--	--	203-7.3
1980-81	27-25	763-30.5	140-248	.565	--	--	40-69	.580	188-7.0	95-4	17	--	--	--	320-11.9
Totals	111-80	2133	431-843	.511	--	--	142-234	.607	730-6.6	388-25	45	--	--	--	1004-9.0





Statistical Trends

	G	FG-FGA	PCT.	FT-FTA	PCT.	REB-AVG.	PF-FO	A	TO	PTS	AVG.
1949-50											
Auburn	23	533-1536	.346	371-547	.677		409-na			1437	62.4
Opponents	23	475-1605	.296	311-513	.606		438-na			1261	54.8
1950-51											
Auburn	21	539-1746	.309	353-525	.672	927-42.1				1431	65.0
Opponents	21	558-na		343-547	.626					1460	66.3
1951-52											
Auburn	25	616-1992	.309	372-587	.634	1212-48.5				1604	64.1
Opponents	25	553-na		388-624	.622					1491	59.6
1952-53											
Auburn	21	532-1571	.345	420-667	.629	1042-49.6	490-na			1484	70.7
Opponents	21	440-na		466-759	.614		437-na			1361	64.9
1953-54											
Auburn	24	622-1785	.348	532-787	.675	1045-43.0	596-na			1776	72.0
Opponents	24									1644	68.5
1954-55											
Auburn	20	561-1371	.396	455-660	.689	829-41.5	368-na			1577	78.9
Opponents	20									1552	77.6
1955-56											
Auburn	21	586-1447	.405	469-681	.689	989-47.1	426-na			1641	78.1
Opponents	21	566-na		464-698	.663		407-na			1596	76.0
1956-57											
Auburn	21	590-1386	.426	479-648	.739	1028-49.0	400-na			1659	79.0
Opponents	21									1506	71.7
1957-58											
Auburn	22	605-1478	.409	376-535	.703	1161-52.8	379-na			1586	72.1
Opponents	22	551-1614	.341	331-508	.653	991-45.0	398-na			1433	65.1
1958-59											
Auburn	22	593-1216	.487	514/707	.727	1004-45.6	385-na			1700	77.3
Opponents	22	494-1429	.346	330/492	.668	828-37.2	404-na			1318	59.9
1959-60											
Auburn	22	532-1022	.521	424-549	.772	802-36.5	307-na			1488	67.6
Opponents	22	490-1230	.397	298-423	.704	678-30.8	399-na			1278	58.1
1960-61											
Auburn	22	500-1018	.491	407-544	.748	791-33.0	334-na			1407	62.1
Opponents	22	483-1217	.397	312-441	.707	734-30.6	387-na			1278	58.1
1961-62											
Auburn	24	542-1190	.456	415-573	.724	954-39.8	350-na			1499	62.5
Opponents	24	487-1354	.353	280-410	.683	749-31.2	436-na			1254	52.3
1962-63											
Auburn	22	601-1191	.504	356-501	.710	911-41.4	369-na			1558	70.8
Opponents	22									1312	59.6
1963-64											
Auburn	23	629-1348	.467	384-558	.688	1028-44.7	466-26			1642	71.3
Opponents	23	593-1431	.414	417-614	.687	899-39.1	445-20			1603	69.7
1964-65											
Auburn	25	699-1488	.469	479-645	.743	1111-44.4	553-na			1877	75.1
Opponents	25	599-1441	.415	489-719	.621	916-36.6	481-na			1685	67.4
1965-66											
Auburn	26	749-1606	.465	476-601	.792	1085-41.7	545-na	325		1974	75.9
Opponents	26	695-1618	.428	494-701	.704	1027-39.5	465-na	224		1884	72.4
1966-67											
Auburn	25	651-1322	.492	478-657	.727	1001-40.0	493-na	304		1780	71.2
Opponents	25	598-1446	.413	468-655	.711	884-35.4	491-na	178		1664	66.5
1967-68											
Auburn	26	649-1370	.473	454-661	.686	983-37.8	497-na	404		1752	67.3
Opponents	26	653-1491	.437	453-610	.742	940-36.1	516-na	282		1759	67.7
1968-69											
Auburn	25	734-1461	.502	470-648	.725	989-39.5	421-na	428		1938	77.4
Opponents	25	730-1629	.448	382-517	.738	950-38.0	504-na	331		1842	73.6
1969-70											
Auburn	26	756/1703	.444	499/703	.711	1209/46.5	441/na	259		2011	77.3
Opponents	26	771/1782	.432	393/552	.711	1112/42.7	557/na	265		1935	74.4
1970-71											
Auburn	26	817-1766	.462	502-673	.745	1207-46.4	532-na	275		2136	82.1
Opponents	26	837-1842	.454	555-766	.724	1129-43.8	522-na	284		2229	85.7



Statistical Trends

	G	FG-FGA	PCT.	3FG-A	PCT.	FT-FTA	PCT.	REB-AVG.	PF-FO	A	TO	BLK	STL	PTS	AVG.
1971-72															
Auburn	26	772-1633	.473			485-672	.722	1114-42.8	532-na	282				2029	78.0
Opponents	26	789-1752	.450			523-720	.726	1092-42.1	495-na	328				2101	80.8
1972-73															
Auburn	26	741-1707	.434			370-569	.650	1157-44.5	518-26	314				1852	71.2
Opponents	26	866-1888	.459			327-483	.677	1186-45.6	564-21	404				2059	79.2
1973-74															
Auburn	26	824-1951	.422			395-559	.706	1269-48.7	581-29	290				2043	78.5
Opponents	26	869-1907	.456			446-609	.732	1159-44.5	549-17	346				2184	84.0
1974-75															
Auburn	26	870-1916	.454			385-532	.724	1292-49.7	557-20	319				2125	81.7
Opponents	26	829-1946	.426			377-551	.684	1109-42.7	529-21	340				2035	78.3
1975-76															
Auburn	26	862-1774	.486			391-558	.701	1156-44.5	543-18	349				2115	81.3
Opponents	26	819-1806	.453			373-514	.726	976-37.5	445-25	377				2011	77.3
1976-77															
Auburn	26	862-1792	.481			368-509	.723	1152-44.3	517-17	357				2092	80.5
Opponents	26	827-1780	.465			299-459	.651	949-36.5	506-18	448				1953	75.1
1977-78															
Auburn	27	887-1818	.488			441-582	.758	1113-41.2	608-33	402				2215	82.0
Opponents	27	889-1855	.479			442-638	.693	1024-37.9	555-17	437				2220	82.2
1978-79															
Auburn	29	842-1734	.486			377-530	.711	1014-35.0	588-27	381				2061	71.1
Opponents	29	838-1711	.490			425-599	.710	980-33.8	540-26	411				2101	72.4
1979-80															
Auburn	28	746-1570	.475			362-532	.680	940-33.6	605-17	375		44	142	1854	66.2
Opponents	28	716-1513	.473			446-645	.691	933-33.3	497-12	367				1878	67.1
1980-81															
Auburn	27	727-1505	.483			317-481	.659	912-33.8	592-19	338	392	47	145	1771	65.6
Opponents	27	650-1400	.464			473-660	.717	871-32.3	519-17	311				1773	65.7
1981-82															
Auburn	28	789-1553	.508			356-500	.712	937-33.5	589-24	413	425	100	151	1934	69.1
Opponents	28	712-1493	.477			436-630	.692	824-29.4	498-13	335	345	46	155	1860	66.4
1982-83															
Auburn	28	818-1641	.498			349-510	.684	1024-36.6	563-24	444	502	88	158	1985	70.9
Opponents	28	764-1630	.469			421-619	.680	917-32.8	520-20	368	408	82	213	1949	69.6
1983-84															
Auburn	31	908-1752	.518			442-649	.681	1145-36.9	531-15	481	532	85	216	2258	72.8
Opponents	31	847-1818	.481			357-512	.697	882-28.5	602-24	462	436	66	233	2105	67.9
1984-85															
Auburn	34	1016-20400	.498			358-556	.644	1301-38.3	554-13	464	479	118	224	2390	70.3
Opponents	34	938-2003	.468			342-530	.645	1061-31.2	580-15	361	408	54	217	2218	65.2
1985-86															
Auburn	33	977-1934	.505			425-567	.750	1156-35.0	489-8	526	439	94	191	2379	72.1
Opponents	33	953-2005	.475			288-411	.701	1021-30.9	529-8	466	396	45	198	2194	66.5
1986-87															
3-point line is 19'-9" this year through 2007-08; moved to 20'-9" in 2008-09															
Auburn	31	955-1927	.496	107-284	.475	460-632	.728	1228-39.6	553-18	501	398	114	210	2477	79.9
Opponents	31	883-1919	.460	168-431	.382	390-546	.714	992-32.0	531-12	378	438	79	227	2324	75.0
1987-88															
Auburn	30	884-1863	.475	148-416	.356	406-527	.770	1203-40.1	479-12	518	478	83	208	2322	77.4
Opponents	30	843-1877	.449	166-435	.382	308-481	.640	977-32.6	527-10	399	389	58	264	2160	72.0
1988-89															
Auburn	28	813-1749	.465	130-375	.347	370-564	.656	1138-40.6	554-21	452	513	83	203	2126	75.9
Opponents	28	838-1791	.468	138-352	.392	412-593	.695	1008-36.0	536-10	428	400	95	275	2226	79.5
1989-90															
Auburn	31	865-1863	.464	139-383	.363	541-776	.697	1171-37.8	675-23	430	525	74	258	2410	77.7
Opponents	31	900-1889	.476	150-402	.373	525-782	.671	1148-37.0	670-12	455	496	152	274	2475	79.8
1990-91															
Auburn	29	799-1791	.446	174-462	.377	412-626	.658	1083-37.3	635-23	425	516	90	212	2184	75.3
Opponents	29	811-1726	.470	116-336	.345	564-812	.695	1085-37.4	578-15	401	470	133	267	2302	79.4
1991-92															
Auburn	27	877-1715	.511	182-403	.452	401-612	.655	978-36.2	545-13	463	438	82	189	2337	86.6
Opponents	27	849-1744	.487	135-407	.332	468-675	.693	985-36.5	510-8	432	426	99	202	2301	85.2
1992-93															
Auburn	27	815-1627	.501	161-413	.390	380-540	.704	969-35.9	478-12	423	433	75	166	2171	80.4
Opponents	27	784-1696	.462	136-399	.341	353-508	.695	922-34.1	518-14	374	398	70	180	2057	76.2



Statistical Trends

	G	FG-FGA	PCT.	3FG-A	PCT.	FT-FTA	PCT.	REB-AVG.	PF-FO	A	TO	BLK	STL	PTS	AVG.
1993-94															
Auburn	28	854-1689	.506	182-479	.380	398-610	.652	1069-38.2	544-23	457	489	69	129	2288	81.7
Opponents	28	843-1830	.461	161-446	.361	419-611	.686	964-34.4	548-13	394	376	75	162	2266	80.9
1994-95															
Auburn	29	784-1662	.472	222-606	.366	440-615	.715	1049-35.2	513-14	493	495	70	216	2230	76.9
Opponents	29	794-1808	.439	214-622	.344	322-530	.608	1046-36.1	543-19	454	454	94	230	2124	73.2
1995-96															
Auburn	32	814-1868	.436	287-806	.356	463-686	.675	1188-37.1	536-10	482	551	88	251	2378	74.3
Opponents	32	853-1958	.436	195-581	.336	382-560	.682	1166-36.4	614-20	503	503	105	256	2283	71.3
1996-97															
Auburn	31	730-1759	.415	212-703	.302	384-596	.644	1150-37.1	569-13	387	506	103	245	2056	66.3
Opponents	31	718-1742	.412	159-470	.338	422-611	.691	1093-35.3	562-19	352	504	80	215	2017	65.1
1997-98															
Auburn	30	743-1766	.421	197-608	.324	385-596	.646	1183-39.4	560-20	372	492	152	215	2068	68.9
Opponents	30	698-1735	.402	201-579	.347	422-605	.698	1054-35.1	569-5	381	465	94	214	2019	67.3
1998-99															
Auburn	33	974-2245	.434	234-672	.348	498-766	.650	1452-44.0	628-10	461	425	112	327	2680	81.2
Opponents	33	714-1803	.396	188-577	.326	417-667	.625	1150-34.8	672-26	370	657	98	180	2033	61.6
1999-2000															
Auburn	34	874-2118	.413	227-695	.327	448-684	.655	1335-39.3	582-16	438	452	110	247	2423	71.3
Opponents	34	785-1915	.410	210-662	.317	408-596	.685	1205-35.4	648-13	390	556	113	189	2188	64.4
2000-01															
Auburn	32	917-2043	.449	198-642	.308	445-684	.651	1243-38.8	629-26	495	450	155	265	2477	77.4
Opponents	32	816-1930	.423	218-660	.330	488-714	.683	1217-38.0	646-17	489	526	99	219	2338	73.1
2001-02															
Auburn	28	659-1575	.418	163-517	.315	354-597	.593	1011-36.1	571-10	371	503	152	229	1835	65.5
Opponents	28	653-1624	.402	151-500	.302	408-599	.681	1055-37.7	542-10	349	473	74	239	1865	66.6
2002-03															
Auburn	34	879-1890	.465	198-573	.346	452-685	.660	1200-35.3	561-9	461	540	178	269	2408	70.8
Opponents	34	809-1939	.417	230-702	.328	387-571	.678	1131-33.3	661-17	422	539	101	269	2235	65.7
2003-04															
Auburn	28	700-1598	.438	185-543	.341	375-566	.663	1040-37.1	472-3	427	446	134	244	1960	70.0
Opponents	28	663-1529	.434	195-534	.365	315-474	.665	911-32.5	555-12	363	459	78	228	1836	65.6
2004-05															
Auburn	31	757-1794	.422	259-755	.343	418-576	.726	1027-33.1	624-26	402	449	60	228	2191	70.7
Opponents	31	837-1788	.468	227-636	.357	431-653	.660	1166-37.6	520-10	456	469	117	235	2332	75.2
2005-06															
Auburn	28	654-1509	.433	194-545	.356	334-529	.631	924-33.0	552-16	378	446	118	226	1836	65.6
Opponents	28	654-1480	.442	193-553	.349	395-585	.675	959-34.2	484-15	378	450	108	210	1896	67.7
2006-07															
Auburn	32	851-1876	.454	235-701	.335	403-639	.631	1164-36.4	613-26	532	526	130	270	2340	73.1
Opponents	32	827-1853	.446	253-678	.373	400-624	.641	1140-35.6	574-0	459	513	106	252	2307	72.1
2007-08															
Auburn	30	777-1698	.458	229-674	.340	358-535	.669	971-32.4	492-15	453	408	74	259	2141	71.4
Opponents	30	804-1672	.481	257-685	.375	318-469	.678	1004-33.5	502-10	452	453	109	174	2183	72.8
2008-09															
Auburn	36	928-2116	.439	278-832	.334	486-802	.606	1323-36.8	674-8	507	470	123	327	2620	72.8
Opponents	36	811-1992	.407	260-788	.330	472-721	.655	1326-36.8	661-13	415	586	102	236	2354	65.4
2009-10															
Auburn	32	850-1913	.444	271-819	.331	451-689	.655	1121-35.0	635-22	419	437	90	252	2422	75.7
Opponents	32	830-1818	.457	223-630	.354	490-687	.713	1137-35.5	586-?	428	484	118	212	2373	74.2
2010-11															
Auburn	31	675-1695	.398	148-465	.318	435-663	.656	1067-34.4	641-16	349	440	100	242	1933	62.4
Opponents	31	674-1583	.426	220-654	.336	483-714	.676	1095-35.3	586-24	414	477	146	216	2051	66.2
2011-12															
Auburn	31	696-1669	.417	156-517	.302	394-608	.648	1063-34.3	573-10	386	420	149	199	1942	62.6
Opponents	31	675-1651	.409	203-584	.348	430-627	.686	1093-35.3	548-11	382	440	120	221	1983	64.0
2012-13															
Auburn	32	726-1777	.409	183-589	.311	439-627	.700	1094-34.2	657-15	396	427	124	222	2074	64.8
Opponents	32	738-1717	.430	230-666	.345	495-738	.671	1126-35.2	588-6	431	430	117	211	2201	68.8
2013-14															
Auburn	30	723-1656	.437	172-554	.310	526-730	.721	1022-34.1	647-22	649	363	134	183	2144	71.5
Opponents	30	695-1615	.430	219-566	.387	546-787	.694	1053-35.1	613-0	417	381	108	174	2155	71.8
2014-15															
Auburn	35	760-1880	.404	252-727	.347	606-910	.666	1104-31.5	708-10	376	452	89	238	2378	67.9
Opponents	35	887-1892	.469	205-617	.332	544-779	.698	1297-37.1	760-21	451	513	153	235	2523	72.1
2015-16															
Auburn	31	724-1819	.398	272-799	.340	472-747	.632	1134-36.6	660-21	352	428	126	166	2192	70.7
Opponents	31	832-1877	.443	232-667	.348	525-752	.698	1269-40.9	656-15	441	403	122	190	2421	78.1



Single-Game Superlatives

MOST POINTS SCORED BY AUBURN

1. 141 vs. Troy State (116), Dec. 11, 1991, at Auburn
2. 121 vs. Alabama (78), Feb. 14, 1970, at Auburn
3. 120 vs. South Alabama (67), Nov. 27, 1987, at Birmingham, Ala.
4. 119 vs. Northwestern State (81), Nov. 27, 2015, at Auburn
5. 117 vs. VCU (72), Mar. 3, 1975, at Auburn
6. 115 vs. LSU (67), Feb. 14, 1959, at Auburn
7. 114 vs. Southeastern Louisiana (60), Nov. 13, 1998, at Auburn
8. 113 vs. Troy State (86), Dec. 9, 1993, at Auburn
9. 112 vs. Oklahoma St. (94), Dec. 10, 1977, at Huntington, W. Va.
10. 111 vs. Jacksonville State (54), Dec. 2, 1958, at Auburn
11. 110 vs. LSU (94), Feb. 24, 1975, at Auburn

MOST POINTS ALLOWED BY AUBURN

1. 119 by Kentucky (Auburn 76), Feb. 10, 1975, at Lexington, Ky.
2. 117 by Arkansas (Auburn 105), Jan. 15, 1994, at Auburn
3. 116 by Troy State (Auburn 141), Dec. 11, 1991, at Auburn
4. 115 by Kentucky (Auburn 78), Jan. 29, 1966, at Lexington, Ky.
5. 114 by Kentucky (Auburn 93), Mar. 2, 1991, at Lexington, Ky.
114 by Kentucky (Auburn 76), Feb. 1, 1971, at Lexington, Ky.
7. 111 by Northwestern St. (Auburn 92), Nov. 15, 2013 at Auburn, Ala.
8. 110 by Arkansas (Auburn 92), Jan. 4, 1992, at Fayetteville, Ark.
110 by Kentucky (Auburn 75), Feb. 21, 2015, at Lexington, Ky.
9. 109 by Kentucky (Auburn 79), Feb. 27, 1954, at Montgomery, Ala.
10. 108 by Ole Miss (Auburn 96), Dec. 12, 1970, at Oxford, Miss.

FEWEST POINTS SCORED BY AUBURN SHOT-CLOCK ERA

1. 35 vs. Vanderbilt (65), Jan. 7, 2012, at Nashville, Tenn.
35 vs. Tulsa (53), Nov. 24, 2014, at Las Vegas, Nev.
3. 40 vs. South Florida (45), Jan. 20, 2011, at Auburn, Ala.
4. 41 vs. Pittsburgh (78), Dec. 4, 2004, at Pittsburgh, Pa.
5. 42 vs. Temple (68), Nov. 11, 1997, at Albuquerque, N.M.
- 42 vs. Arkansas (75), Feb. 11, 1997, at Fayetteville, Ark.
7. 43 vs. Alabama (61), Feb. 26, 2013, at Tuscaloosa, Ala.
43 vs. Long Beach State (64), Dec. 23, 2012, at Honolulu, Hawaii
- 43 vs. Tennessee (35), Jan. 15, 1997, at Auburn, Ala.
10. 44 vs. Texas Tech (46), Dec. 3, 2014, at Lubbock, Texas

FEWEST POINTS ALLOWED BY AUBURN - SHOT-CLOCK ERA

1. 32 by Tuskegee (Auburn 75), Dec. 17, 2008, at Auburn, Ala.
2. 35 by Coppin State (Auburn 63), Dec. 13, 1999, at Auburn, Ala.
35 by Tennessee (Auburn 43), Jan. 15, 1997, at Auburn, Ala.
4. 37 by Alabama (Auburn 49), Feb. 6, 2013, at Auburn, Ala.
37 by Arkansas (Auburn 52), Jan. 11, 2003, at Fayetteville, Ark.
6. 38 by UNC-Asheville (Auburn 83), Dec. 20, 2001, at Auburn, Ala.
7. 40 by South Florida (Auburn 52), Dec. 14, 2011, at Auburn, Ala.
40 by Alabama A&M (Auburn 82), Dec. 29, 2008, at Auburn, Ala.
40 by Alabama (Auburn 94), Jan. 18, 1998, at Auburn, Ala.
10. 41 by Bethune-Cookman (Auburn 67), Jan. 2, 2012, at Auburn, Ala.
41 by Winthrop (Auburn 80), Mar. 11, 1999, at Indianapolis, Ind.

FEWEST POINTS SCORED BY AUBURN ALL-TIME

1. 3 vs. Columbus YMCA (74), Jan. 9, 1914, at Columbus, Ga.
2. 4 vs. Talladega Athletic Club (31), Feb. 3, 1916, at Talladega, Ala.
3. 6 vs. Georgia Tech (12), Feb. 23, 1914, at Auburn
4. 7 vs. Mercer (31), Jan. 13, 1922, at Macon, Ga.
5. 8 vs. Columbus YMCA (44), 1909-10 season, at Columbus, Ga.
- 9 vs. Bessemer Athletic Club (31), Feb. 5, 1913, at Bessemer, Ala.
9 vs. Birmingham Athletic Club (27), 1911-12 season
8. 10 vs. Washington & Lee (34), 1919-20 season, Lexington, Va.
9. 11 vs. Camp Benning (19), Jan. 17, 1921, at Columbus, Ga.
11 vs. Mississippi State (32), Jan. 23, 1915, at Starkville, Miss.
11 vs. Columbus YMCA (41), Feb. 14, 1914, at Auburn

FEWEST POINTS ALLOWED BY AUBURN ALL-TIME

1. 6 by Marion (Auburn 38), Feb. 5, 1916, at Marion
6 by Georgia Tech (Auburn 26), Feb. 17, 1906, at Atlanta, Ga.
3. 7 by Vanderbilt (Auburn 27), Jan. 28, 1921, at Nashville, Tenn.
7 by Tulane (Auburn 27), Jan. 19, 1906, at Auburn
5. 8 by West Point Athletic Club (Auburn 38), 1919-20 season
8 by Birmingham H.S. (Auburn 31), 1911-12 season
8 by Georgia Tech (Auburn 24), Feb. 4, 1909, at Atlanta, Ga.
8. 9 by Camp Benning (Auburn 68), Jan. 25, 1919, at Auburn
9 by Augusta Athletic Assoc. (Auburn 37), Jan. 27, 1909, at Auburn
9 by Mercer (Auburn 48), 1906-07 season

Biggest Wins

Margin	Date	Team (Site)	AU-Opp.
79 pts.	1927-28 season	White's Business College	92-13
65 pts.	Jan. 17, 1914	Wetumpka Ath. Club (H)	82-17
59 pts.	Dec. 30, 1957	Howard College (H)	106-47
59 pts.	Jan. 25, 1919	Camp Benning	68-99
58 pts.	Dec. 3, 1963	Howard College (H)	102-44
57 pts.	Dec. 20, 1999	Puerto Rico-Mayaguez (A) ..	109- 52
57 pts.	Dec. 2, 1958	Jacksonville State (H)	111-54
56 pts.	Feb. 15, 1906	Mercer	64- 8
56 pts.	Nov. 21, 1999	Arkansas-Pine Bluff (H)	100- 44
55 pts.	Jan. 2, 2000	Stony Brook (H)	100- 45

Margin	Date	Team (Site)	AU-Opp.
54 pts.	Jan. 18, 1998	Alabama (H)	94- 40
54 pts.	Nov. 13, 1998	Southeastern Louisiana (H) ..	114- 60
53 pts.	Dec. 29, 1998	Bethune-Cookman (H)	99- 46
53 pts.	Nov. 27, 1987	South Alabama (BHAM)	120-67
50 pts.	Dec. 16, 1976	VCU (A)	109-59
49 pts.	Nov. 29, 2003	Grambling State (HUNTS) ...	105-56
49 pts.	Dec. 3, 1957	Jacksonville State (H)	89-50
49 pts.	Jan. 29, 1928	Tennessee (H)	63-14
49 pts.	Jan. 11, 1919	Montgomery YMCA	59-10

Biggest Losses

Margin	Date	Team (Site)	AU-Opp.
80 pts.	Jan. 10, 1913	Georgia (A)	12-92
72 pts.	Jan. 19, 1917	Georgia	18-90
71 pts.	Jan. 9, 1914	Columbus YMCA (A)	3-74
67 pts.	Feb. 7, 1916	Georgia (A)	14-81
66 pts.	Feb. 28, 1947	Kentucky (LOU*)	18-84
64 pts.	Jan. 16, 1914	Georgia (A)	16-80
50 pts.	Jan. 10, 1914	Atlanta Ath. Club (A)	20-70
48 pts.	Dec. 30, 1953	Vanderbilt (A)	48-96
47 pts.	Feb. 21, 1914	Mercer (A)	13-60

Margin	Date	Team (Site)	AU-Opp.
46 pts.	Jan. 10, 1913	Georgia (H)	21-67
45 pts.	Jan. 19, 1974	Vanderbilt (A)	51-96
45 pts.	Feb. 28, 1946	Kentucky (LOU*)	24-69
44 pts.	Jan. 5, 1951	Kentucky (A)	35-79
43 pts.	Feb. 10, 1975	Kentucky (A)	76-119
43 pts.	Dec. 18, 1972	Dayton (A)	63-106
42 pts.	Mar. 7, 1997	Kentucky (MEM*)	50-92
41 pts.	Mar. 2, 2005	Alabama (A)	53-94

*SEC Tournament: Louisville, Ky.; Memphis, Tenn.



BEARD-EAVES-MEMORIAL COLISEUM ATTENDANCE (1969-2010)

Beard-Eaves-Memorial Coliseum Year-by-Year Records					
Season	Games	Attendance	Avg.	Record	Pct.
1968-69	10	71,078	7,107	8-2	.800
1969-70	11	62,296	5,663	5-6	.455
1970-71	11	44,881	4,080	7-4	.636
1971-72	12	49,395	4,116	6-6	.500
1972-73	12	45,184	3,765	5-7	.417
1973-74	12	64,300	5,358	6-6	.500
1974-75	12	98,965	8,247	12-0	1.000
1975-76	11	97,024	8,820	9-2	.818
1976-77	12	83,254	6,938	6-6	.500
1977-78	12	78,241	6,520	8-4	.667
1978-79	11	66,074	6,007	4-7	.364
1979-80	10	68,534	6,853	5-5	.500
1980-81	13	68,601	5,277	6-7	.462
1981-82	13	69,647	5,357	11-2	.846
1982-83	13	86,098	6,623	10-3	.769
1983-84	11	73,392	6,672	9-2	.818
1984-85	14	84,926	6,066	10-4	.714
1985-86	11	79,585	7,235	10-1	.909
1986-87	14	95,541	6,824	11-3	.786
1987-88	13	92,265	7,097	10-3	.769
1988-89	14	80,658	5,761	7-7	.500
1989-90	11	96,339	8,758	7-4	.636
1990-91	14	95,744	6,839	7-7	.500
1991-92	12	90,202	7,517	8-4	.667
1992-93	12	100,291	8,358	9-3	.750
1993-94	15	83,682	5,579	7-8	.467
1994-95	13	82,446	6,342	9-4	.692
1995-96	14	96,206	6,872	9-5	.643
1996-97	15	87,323	5,822	11-4	.733
1997-98	15	91,509	6,100	12-3	.800
1998-99	15	123,881	8,259	15-0	1.000
1999-2000	15	157,500 (c)	10,500 (c)	14-1	.933
2000-01	18	173,249	10,191	12-5	.706
2001-02	16	151,200	9,450	11-5	.688
2002-03	17	120,994	7,117	13-4	.765
2003-04	17	114,726	6,749	12-5	.706
2004-05	15	68,880	4,592	8-7	.533
2005-06	16	73,465	4,592	11-5	.688
2006-07	20	106,198	5,310	15-5	.750
2007-08	15	80,882	5,392	8-7	.533
2008-09	22	112,374	5,108	18-4	.818
2009-10	17	106,867	6,286	12-5	.706
42 seasons	575	3,773,897	6,563	393-182	.683

Single-Game Attendance Highs				
	Attendance	Opponent	Date	AU-Opp.
1.	12,620	Alabama	3/3/93	78-70
2.	12,612	Alabama	1/10/76	62-63
3.	12,604	Alabama	1/3/91	56-68
4.	12,599	Kentucky	2/10/88	62-69
5.	12,583	UNLV	2/1/87	85-104
6.	12,579	Alabama	2/28/90	65-80
7.	12,578	Alabama	1/27/88	84-74
8.	12,571	Alabama	1/28/89	64-67
	12,571	Kentucky	1/9/78	71-101
10.	12,542	Alabama	1/5/83	91-80
11.	12,534	Alabama	1/18/92	81-63
12.	12,531	Alabama	1/3/77	71-74
13.	12,507	Kentucky	2/8/92	67-85
14.	12,506	Alabama	3/8/75	76-70
15.	12,494	Vanderbilt	1/18/75	93-89

Capacity Crowds since 1994-95*				
1.	10,108	Arkansas (#4)	1-14-95	104-90
2.	10,108	Alabama (#18)	2-18-95	73-86
3.	10,108	Georgia (#17)	1-13-96	89-86
4.	10,108	Mississippi State	2-4-96 (ot)	75-78
5.	10,108	Alabama	2-14-96	72-75
6.	10,108	Kentucky (#1)	2-27-96	73-88
7.	10,108	Alabama	1-18-98	94-40
8.	10,500	Tennessee	1-2-99	90-62
9.	10,500	Arkansas (#18)	1-6-99	83-66
10.	10,500	Florida	1-16-99	88-69
11.	10,500	Mississippi State	1-27-99	64-54
12.	10,500	LSU	2-6-99	80-54
13.	10,500	Alabama	2-13-99	102-61
14.	10,500	Vanderbilt	2-17-99	81-63
15-29.	10,500	1999-2000 season		14-1 overall
30-45.	10,500	2000-01 season (all but NIT game)		11-5
46.	10,500	Alabama (#14)	1-12-02	59-56
47.	10,500	Kentucky (#8)	1-22-02	62-69
48.	10,500	Alabama (#9)	1-18-03	77-68
49.	10,500	Kentucky (#9)	2-21-04	59-68
50.	10,500	Alabama	2-24-04	71-72
51.	10,500	Alabama	1-11-06	52-56
52.	10,500	Alabama (#12)	1-23-07	81-57
53.	11,700	Florida (#1)	1-27-07	66-91
54.	10,500	Alabama	2-24-08	88-76
55.	11,007	LSU (#11)	3-7-09	69-53
56.	11,669	Kentucky (#2)	1-16-10	67-72
57.	10,775	Alabama	1-30-10	58-57

* Capacity reduced 12,500 to 10,108; increased to 10,500 in 1998-99



AUBURN ARENA ATTENDANCE (Nov. 2010-2016)

Auburn Arena Year-by-Year Records					
Season	Games	Attendance	Avg.	Record	Pct.
2010-11	20	126,483	6,324	9-11	.450
2011-12	17	110,534	6,502	14-3	.824
2012-13	17	106,375	6,257	7-10	.412
2013-14	18	104,815	5,823	12-6	.667
2014-15	17	133,033	7,825	9-8	.529
2015-16	15	123,244	8,216	8-7	.533
6 seasons	104	704,484	6,774	59-45	.567

Capacity Crowds in Auburn Arena		
1.	9,121	UNC Asheville 11-12-10 69-70
2.	9,121	Alabama 1-22-11 58-68
3.	9,121	Mississippi State 2-12-11 65-62
4.	9,121	Kentucky (#2) 1-11-12 53-68
5.	9,121	Kentucky 1-19-13 53-75
6.	9,121	South Carolina 1-16-15 71-68
7.	9,121	Ole Miss 2-7-15 79-86
8.	9,121	Alabama 2-17-15 68-79
9.	9,121	Georgia 3-7-15 61-64
10.	9,121	UAB 11-13-15 75-74
11.	9,121	Kentucky (#13) 1-16-16 75-70
12.	9,121	Alabama 1-19-16 83-77



Year-by-Year Scores

1905-06 Won 5, Lost 1, Tied 1
 COACH: Mike Donahue
 CAPTAIN: Frank Jones

	AU	Opp.
Jan. 19 Tulane (H)	27	7
Feb. 7 Montgomery YMCA (H)	29	12
Feb. 7 Columbus YMCA (H)	16	18
Feb. 15 Mercer (H)	64	8
Feb. 16 Atlanta Athletic Club (A)	28	17
Feb. 17 Georgia Tech (A)	26	6
Mar. 16 Birmingham Athletic Club (A)	14	14

1906-07 Won 4, Lost 2
 COACH: Mike Donahue
 CAPTAIN: C.W. Woodruff

	AU	Opp.
Jan. 19 Tulane	35	15
Mercer	48	9
Feb. 14 Columbus YMCA (ot) (H)	29	27
Feb. 16 Birmingham Athletic Club (A)	23	29
Feb. 26 Columbus YMCA (A)	16	11
Birmingham Athletic Club	20	21

1907-08 Won 6, Lost 5
 COACH: Mike Donahue
 CAPTAIN: R.Y. Ware

	AU	Opp.
Feb. 5 Montgomery YMCA (A)	25	18
Columbus YMCA (A)	32	37
Feb. 8 Birmingham Athletic Club (H)	26	14
Feb. 15 Birmingham Athletic Club (A)	21	25
Feb. 16 Bessemer Athletic Club (A)	34	13
Wetumpka Athletic Club (H)	47	11
Montgomery YMCA	21	27
Wake Forest	38	13
Feb. 22 Montgomery YMCA (H)	27	31
Mar. 2 Columbus YMCA (H)	19	33
Georgia (NI)	34	20

(NI) Columbus, Ga.

1908-09 Won 4, Lost 3
 COACH: Mike Donahue
 CAPTAIN: T.C. Locke

	AU	Opp.
Georgia (A)	37	48
Jan. 8 Columbus YMCA (H)	14	41
Jan. 16 Bessemer Athletic Club (H)	14	17
Jan. 18 Tulane (H)	29	15
Jan. 27 Augusta Athletic Assoc. (H)	37	9
Feb. 4 Georgia Tech (A)	24	8
Mercer (A)	26	23

1909-10 Won 11, Lost 6
 COACH: Mike Donahue
 CAPTAIN: S. Gordy

	AU	Opp.
Wetumpka Athletic Club (H)	56	12
Columbus YMCA (A)	8	44
Mercer (A)	38	20
Georgia (A)	35	40
Atlanta Athletic Club (A)	23	44
Mercer (H)	56	19
Bessemer Athletic Club (H)	26	18
Birmingham Athletic Club (A)	31	33
Bessemer Athletic Club (A)	23	10
Birmingham YMCA (A)	12	23
Birmingham H.S. (H)	29	16
Georgia (H)	56	21
Birmingham Ath. Club (H)	31	19
Montgomery YMCA (H)	24	16
Columbus YMCA (H)	16	42
Montgomery YMCA (A)	26	17
Birmingham Ath. Club (A)	26	19

1910-11 Won 3, Lost 5
 COACH: Mike Donahue
 CAPTAIN: L.A. Scarbrough

	AU	Opp.
Columbus YMCA	33	45
Georgia (A)	24	26
Birmingham Athletic Club	19	53
Bessemer Athletic Club	28	24
Birmingham H.S.	21	28

Birmingham YMCA	27	30
Texas	45	27
Nashville Athletic Club	36	34

1911-12 Won 2, Lost 6
 COACH: Mike Donahue
 CAPTAIN: E.A. Major

	AU	Opp.
Columbus YMCA	12	19
Atlanta Athletic Club	22	60
Georgia (A)	19	40
Birmingham Athletic Club	26	35
Birmingham H.S.	31	8
Birmingham Athletic Club	9	27
Bessemer Athletic Club	19	20
Feb. 10 LSU (H)	38	15

1912-13 Won 6, Lost 9
 COACH: Mike Donahue

	AU	Opp.
Jan. 10 Georgia (A)	12	92
Jan. 11 Atlanta Athletic Club (A)	30	62
Jan. 18 Mercer (H)	33	31
Jan. 23 Cumberland (H)	19	35
Jan. 24 Selma YMCA (A)	29	15
Jan. 25 Marion (A)	26	15
Feb. 5 Bessemer Athletic Club (A)	9	31
Feb. 6 Birmingham Athletic Club (A)	12	35
Feb. 7 Birmingham High School (A)	24	34
Feb. 8 Montgomery YMCA (H)	39	23
Feb. 12 Georgia Tech (A)	36	27
Columbus YMCA (H)	13	77
Feb. 22 Georgia Tech (H)	23	19
Mar. 1 Mercer (A)	19	36
Mar. 1 Georgia (H)	21	67

1913-14 Won 3, Lost 10
 COACH: Mike Donahue
 CAPTAIN: E.E. Clements

	AU	Opp.
Jan. 9 Columbus YMCA (A)	3	74
Jan. 10 Atlanta Athletic Club (A)	20	70
Jan. 16 Georgia (A)	16	80
Jan. 17 Wetumpka Ath. Club (H)	82	17
Jan. 23 Birmingham Athletic Club (H)	19	42
Jan. 24 Montgomery YMCA (H)	24	20
Jan. 30 Bessemer Athletic Club (A)	27	68
Jan. 31 Mercer (H)	25	23
Feb. 14 Columbus YMCA (H)	11	41
Feb. 20 Georgia Tech (A)	12	50
Feb. 21 Mercer (A)	13	60
Feb. 23 Georgia Tech (H)	6	21
Feb. 28 Georgia (H)	15	46

1914-15 Won 3, Lost 5
 COACH: Mike Donahue
 CAPTAIN: E.E. Clements

	AU	Opp.
Jan. 18 Atlanta Athletic Club (A)	29	43
Jan. 22 Mississippi State (A)	16	44
Jan. 23 Mississippi State (A)	11	32
Jan. 30 Atlanta Athletic Club (A)	18	76
Feb. 22 Mississippi State (H)	19	18
Feb. 23 Mississippi State (H)	21	17
Feb. 26 Mobile YMCA (H)	29	22
Feb. 27 Columbus YMCA (A)	29	51

1915-16 Won 3, Lost 5
 COACH: Mike Donahue
 CAPTAIN: W.C. Payne

	AU	Opp.
Jan. 21 Marion (H)	24	27
Jan. 21 Montgomery YMCA (H)	16	29
Feb. 3 Talladega Athletic Club (A)	4	31
Feb. 5 Marion (A)	18	6
Feb. 7 Georgia (A)	14	81
Feb. 8 Georgia (H)	18	45
Feb. 10 LSU (H)	24	23
Feb. 10 Montgomery YMCA (H)	58	18

1916-17 Won 2, Lost 2
 COACH: Mike Donahue
 CAPTAIN: M.H. Floyd

	AU	Opp.
Jan. 19 Georgia (A)	18	90
Jan. 26 Marion (H)	38	18
Jan. 31 Montgomery YMCA	43	25
Feb. 13 LSU (H)	13	37

1917-18 Won 2, Lost 3
 COACH: Mike Donahue
 CAPTAIN: M.H. Floyd

	AU	Opp.
Birmingham College	27	24
Jan. 18 LSU (A)	31	43
Jan. 19 LSU (A)	27	34
Jan. 20 Birmingham Athletic Club (H)	19	27
Birmingham College	19	11

1918-19 Won 4, Lost 3
 COACH: Mike Donahue

	AU	Opp.
Jan. 11 Montgomery YMCA (H)	59	10
Jan. 14 Georgia (A)	25	20
Jan. 18 Atlanta Athletic Club (A)	23	40
Jan. 25 Camp Benning (H)	68	9
Jan. 29 Georgia (H)	35	22
Feb. 15 Atlanta Athletic Club	26	36
Feb. 12 Birmingham Athletic Club	22	38

1919-20 Won 11, Lost 7
 COACH: Mike Donahue
 CAPTAIN: Jimmy Wade

	AU	Opp.
West Point Athletic Club (A)	38	8
Montgomery YMCA (H)	55	19
Georgia (A)	16	31
Jan. 22 Georgia Tech (A)	29	24
Birmingham Ath. Club (H)	27	21
Atlanta Athletic Club (A)	19	57
Clemson (A)	60	12
Charlotte YMCA (A)	30	36
VMI (A)	19	45
Washington & Lee (A)	10	34
Virginia (A)	27	21
VPI (A)	20	26
Atlanta Athletic Club (H)	24	44
Feb. 13 LSU (H)	33	21
Georgia (H)	31	29
Montgomery YMCA (A)	38	19
Birmingham Ath. Club (A)	25	20
Mar. 9 Georgia Tech (H)	26	17

1920-21 Won 5, Lost 8
 COACH: Mike Donahue
 CAPTAIN: H.B. Barks

	AU	Opp.
Jan. 11 Mercer (ot) (H)	36	31
Jan. 12 Georgia (H)	22	31
Jan. 15 Atlanta Athletic Club (A)	17	42
Jan. 17 Camp Benning (A)	11	19
Jan. 22 Georgia Tech (A)	30	28
Jan. 28 Vanderbilt (A)	27	7
Jan. 29 Kentucky (A)	25	40
Jan. 31 Centre College (A)	24	42
Feb. 5 Georgia (A)	23	29
Feb. 12 Birmingham Athletic Club (A)	34	39
Feb. 22 Spring Hill (H)	41	32
Mar. 3 Clemson (NI)	45	25
Mar. 4 Georgia (NI)	24	32

(NI) Southern Conference Tournament, Atlanta, Ga.

1921-22 Won 5, Lost 8
 COACH: Wilbur Hutsell
 CAPTAIN: Joe Harrison

	AU	Opp.
Jan. 13 Mercer (A)	7	31
Jan. 14 Atlanta Athletic Club (A)	12	42
Jan. 21 Clemson (H)	32	19
Jan. 28 Georgia Tech (A)	17	35
Feb. 2 Mercer (H)	26	28
Feb. 4 Birmingham Ath. Club (A)	29	19



Year-by-Year Scores

Feb. 11	Georgia Tech	(H)	29	26
Feb. 14	Camp Benning	(H)	17	30
Feb. 18	Birmingham Ath. Club	(H)	34	21
Feb. 24	Newberry	(N1)	32	21
Feb. 27	North Carolina	(N1)	27	32
	Georgia	(A)	15	39
	Georgia	(H)	17	31

(N1) Southern Conference Tournament, Atlanta, Ga.

1922-23 Won 7, Lost 7
COACH: Wilbur Hutsell
CAPTAIN: Charlie Dudley

	AU	Opp.
Jan. 12	West Point Athletic Club	25 18
	Georgia Tech (A)	17 35
	Montgomery YMCA	37 22
	Wofford	42 19
	Georgia (A)	29 35
	Clemson	19 24
	Wofford	19 20
	Furman	22 43
	Birmingham Athletic Club	31 17
	Camp Benning	24 19
	Birmingham Athletic Club	19 42
	Georgia (H)	45 16
Feb. 23	Georgia Tech	(H) 29 26
Feb. 27	Mercer	(N1) 24 45

(N1) Southern Conference Tournament, Atlanta, Ga.

1923-24 Won 4, Lost 9
COACH: Wilbur Hutsell

	AU	Opp.
Jan. 8	Columbus YMCA	36 19
Jan. 11	Georgia Tech (A)	24 39
Jan. 12	Atlanta Athletic Club	22 31
Jan. 16	Camp Benning	42 18
Jan. 19	Birmingham Athletic Club	44 23
Jan. 25	Tulane	19 32
Jan. 26	Tulane	22 27
Jan. 30	Georgia (H)	17 32
Feb. 5	Georgia (A)	18 33
Feb. 9	Georgia Tech (H)	18 33
Feb. 16	Birmingham Athletic Club (ot)	32 36
Feb. 29	Georgia Tech (N1)	35 29
Mar. 1	Alabama (N1)	19 40

(N1) Southern Conference Tournament, Atlanta, Ga.

1924-25 Won 3, Lost 11
COACH: Herb Bunker

	AU	Opp.
Dec. 18	Mercer (A)	21 28
Dec. 19	Albany YMCA (A)	21 28
Jan. 5	Tulane (A)	18 33
Jan. 6	Tulane (A)	31 45
Jan. 13	Camp Benning (H)	27 36
Jan. 17	Georgia Tech (H)	21 28
Jan. 28	Montgomery YMCA (H)	34 12
Jan. 31	Mercer (H)	27 38
Feb. 7	Georgia Tech (A)	15 14
Feb. 10	Georgia (A)	17 40
Feb. 12	Camp Benning (A)	38 36
Feb. 14	Birmingham Athletic Club (A)	25 35
Feb. 17	Georgia (H)	21 37
Feb. 18	Virginia (N1)	27 29

(N1) Southern Conference Tournament, Atlanta, Ga.

1925-26 Won 5, Lost 10
COACH: Mike Papke
CAPTAIN: Bill McKinney

	AU	Opp.
Dec. 6	Howard (A)	32 16
	Birmingham-Southern (A)	32 17
Jan. 9	Georgia Tech (H)	32 28
Jan. 11	Howard (H)	35 21
Jan. 23	Birmingham Athletic Club (A)	27 44
Jan. 28	Mobile YMCA (A)	17 19
Jan. 29	Tulane (A)	30 33
Jan. 30	Tulane (A)	31 52
Feb. 4	Georgia (A)	28 49
Feb. 5	North Carolina State (A)	36 43
Feb. 6	VMI (A)	25 41
Feb. 8	Kentucky (A)	26 35
Feb. 13	Birmingham Ath. Club (H)	39 32

Feb. 19	Georgia Tech (A)	18 28
Feb. 26	North Carolina State (N1)	26 32

(N1) Southern Conference Tournament, Atlanta, Ga.

1926-27 Won 13, Lost 6
COACH: Mike Papke
CAPTAIN: Buck Ellis

	AU	Opp.
Jan. 5	Georgia Tech (ot) (A)	20 22
Jan. 10	Mississippi State (H)	31 34
Jan. 11	Mississippi State (H)	27 24
Jan. 15	Florida (H)	51 34
Jan. 28	Tulane (A)	42 33
Jan. 29	Tulane (A)	35 12
Jan. 30	Tulane (H)	50 11
Feb. 1	Tulane (H)	33 30
Feb. 3	Clemson (H)	45 26
Feb. 4	Clemson (H)	45 23
Feb. 5	Florida (A)	40 28
Feb. 11	Sewanee (H)	46 15
Feb. 12	Georgia Tech (H)	42 24
Feb. 15	Tennessee (A)	23 24
Feb. 16	Chattanooga (A)	34 39
Feb. 17	Vanderbilt (A)	35 39
Feb. 18	Sewanee (A)	35 28
Feb. 25	Virginia Tech (N1)	38 33
Feb. 26	North Carolina (N1)	15 28

(N1) Southern Conference Tournament, Atlanta, Ga.

1927-28 Won 20, Lost 2
COACH: Mike Papke
CAPTAIN: Fob James Sr.
SOUTHERN CONFERENCE TOURNEY RUNNER-UP

	AU	Opp.
	Montgomery YMCA (H)	38 12
	White's Business College (H)	92 13
Jan. 7	Georgia Tech (H)	56 29
	So. College (Fla.) (H)	51 18
Jan. 13	Florida (A)	39 23
Jan. 14	Florida (A)	43 33
Jan. 18	Clemson (H)	56 26
Jan. 19	Clemson (H)	30 23
Jan. 27	Tulane (A)	32 17
Jan. 28	Tulane (A)	49 31
Jan. 29	Tennessee (H)	63 14
Feb. 1	Vanderbilt (H)	62 28
Feb. 3	Georgia (H)	28 25
Feb. 9	Georgetown (Ky.) (H)	41 25
Feb. 10	Ole Miss (H)	42 43
Feb. 11	Ole Miss (H)	58 38
Feb. 21	Florida (H)	58 32

Feb. 22	Florida (H)	50 28
Feb. 27	Clemson (N1)	27 26
Feb. 28	Georgia Tech (N1)	30 29
Mar. 1	Mississippi State (N1)	42 34
Mar. 2	Ole Miss (N1)	30 31

(N1) Southern Conference Tournament, Atlanta, Ga.

1928-29 Won 6, Lost 15
COACH: George Bohler
CAPTAIN: Frank DuBose

	AU	Opp.
	Camp Benning (H)	40 38
	Birmingham Ath. Club (H)	37 34
	Camp Benning (A)	37 43
	LaGrange YMCA (H)	29 32
	Birmingham Athletic Club (A)	20 38
	So. College (Fla.) (H)	33 29
Jan. 25	Florida (A)	33 44
Jan. 26	Florida (A)	39 32
Jan. 28	LSU (H)	28 45
Jan. 29	LSU (H)	28 65
Feb. 1	Clemson (A)	20 46
Feb. 2	Georgia (A)	31 39
Feb. 6	Georgia Tech (A)	25 42
Feb. 8	Tulane (H)	35 48
Feb. 9	Tulane (H)	40 25
	Mercer (A)	41 46
	Mercer (A)	29 31
Feb. 16	Georgia Tech (H)	41 46
Feb. 18	Florida (H)	29 46
Feb. 19	Florida (H)	51 26
Mar. 1	Georgia (N1)	24 42

(N1) Southern Conference Tournament, Atlanta, Ga.

1929-30 Won 1, Lost 10
COACH: Hal Lee
CAPTAIN: Louie James

	AU	Opp.
Jan. 10	Clemson (H)	31 39
Jan. 11	South Carolina (H)	30 22
Jan. 25	Tennessee (A)	18 33
Jan. 26	Vanderbilt (H)	27 29
Jan. 29	Georgia (H)	35 43
Feb. 7	LSU (A)	27 44
Feb. 8	LSU (A)	40 46
Feb. 11	Tulane (A)	40 45
Feb. 12	Tulane (A)	37 41
Feb. 18	Georgia Tech (H)	34 47
Feb. 19	Georgia Tech (A)	29 40



1928 SOUTHERN CONFERENCE TOURNEY RUNNER-UP

Front Row (1 to r): Coach Mike Papke, Buck Ellis, Ebb James, Fob James, Jelly Aikin, Moon Mullins, Manager Square Salter. Back: Shorty Smith, Louis James, Frank DuBose.



Year-by-Year Scores

1930-31 Won 9, Lost 6
COACH: Sam McAllister
CAPTAIN: Ralph Jordan

	AU	Opp.
Jan. 6	South Carolina (H)	39 21
Jan. 10	Clemson (H)	44 20
Jan. 12	North Carolina State (ot) (H)	30 28
Jan. 23	Georgia (A)	27 30
Jan. 24	South Carolina (A)	36 16
Jan. 26	Clemson (A)	33 37
Jan. 28	Georgia Tech (H)	33 37
Jan. 31	Vanderbilt (H)	26 36
Feb. 6	Tulane (H)	44 22
Feb. 7	Tulane (H)	51 35
Feb. 14	Vanderbilt (H)	42 25
Feb. 18	Camp Benning	54 13
Feb. 24	Georgia Tech (A)	22 47
Feb. 27	Virginia (N1)	33 26
Feb. 28	Georgia (N1)	27 31

(N1) Southern Conference Tournament, Atlanta, Ga.

1931-32 Won 12, Lost 3
COACH: Sam McAllister
CAPTAIN: Jack Stewart

	AU	Opp.
Jan. 8	Birmingham Southern (A)	41 23
Jan. 9	Vanderbilt (A)	36 23
Jan. 12	Georgia Tech (H)	25 22
Jan. 22	Florida (A)	43 26
Jan. 23	Florida (A)	28 21
Jan. 30	Vanderbilt (H)	38 23
Feb. 5	Tulane (A)	21 26
Feb. 6	Tulane (A)	42 37
Feb. 8	LSU (A)	48 34
Feb. 9	LSU (A)	34 30
Feb. 13	Georgia Tech (A)	28 36
Feb. 15	Georgia (H)	26 24
Feb. 26	North Carolina State (N1)	34 33
Feb. 27	LSU (N1)	30 22
Feb. 28	North Carolina (N1)	31 52

(N1) Southern Conference Tournament, Atlanta, Ga.

1932-33 Won 4, Lost 9 (4-7 SEC)
COACH: Sam McAllister
CAPTAIN: Slick Kaley

	AU	Opp.
Jan. 20	Birmingham Southern (A)	33 50
Jan. 22	Vanderbilt (A)	24 25
Jan. 24	LSU (H)	25 26
Jan. 25	LSU (H)	25 24
Feb. 3	Tulane (H)	22 19
Feb. 4	Tulane (H)	18 35
Feb. 9	Vanderbilt (H)	20 21
Feb. 11	Georgia (A)	21 22
Feb. 15	Georgia Tech (H)	20 29
Feb. 17	Florida (H)	32 30
Feb. 18	Florida (H)	16 11
Feb. 20	Georgia Tech (N1)	18 29
Feb. 24	LSU (N2)	33 57

(N1) Atlanta, Ga. (Atlanta Athletic Club)

(N2) SEC Tournament, Atlanta, Ga.



RALPH JORDAN
 1934-42, 1946
 10-year career
 Record: 95-77 (61-56 SEC)

1933-34 Won 2, Lost 11 (2-9 SEC)
COACH: Ralph Jordan

	AU	Opp.
Jan. 9	Vanderbilt (A)	22 31
Jan. 11	Georgia Tech (H)	26 28
Jan. 26	Birmingham Southern (H)	22 39
Jan. 27	Vanderbilt (H)	33 48
Feb. 3	Tulane (A)	18 34
Feb. 4	Tulane (A)	20 30
Feb. 5	LSU (A)	17 40
Feb. 6	LSU (A)	16 38
Feb. 10	Georgia (H)	30 21
Feb. 14	Georgia Tech (A)	20 24
Feb. 17	Florida (A)	23 21
Feb. 18	Florida (A)	21 39
Mar. 1	Tennessee (N1)	26 43

(N1) SEC Tournament, Atlanta, Ga.

1934-35 Won 4, Lost 13 (3-9 SEC)
COACH: Ralph Jordan

	AU	Opp.
Jan. 5	Lanett Athletic Club (A)	44 25
Jan. 8	South Carolina (A)	34 35
Jan. 9	South Carolina (A)	26 42
Jan. 10	Sewanee (A)	18 19
Jan. 11	Vanderbilt (A)	27 37
Jan. 12	Vanderbilt (A)	24 41
Jan. 26	Birmingham Southern (H)	20 37
Feb. 1	Tennessee (H)	27 48
Feb. 2	Birmingham Southern (A)	40 46
Feb. 5	Georgia (A)	29 33
Feb. 6	Georgia Tech (A)	24 25
Feb. 8	Florida (H)	39 34
Feb. 9	Florida (H)	25 35
Feb. 13	Georgia Tech (H)	19 34
Feb. 14	Sewanee (H)	28 13
Feb. 15	Sewanee (H)	33 24
Feb. 15	Vanderbilt (H)	25 37

1935-36 Won 10, Lost 7 (7-4 SEC)
COACH: Ralph Jordan

	AU	Opp.
Dec. 19	Clemson (H)	23 33
Dec. 20	Clemson (H)	18 31
Jan. 9	Vanderbilt (A)	27 47
Jan. 10	Sewanee (A)	25 23
Jan. 11	Sewanee (A)	34 25
Jan. 24	Birmingham Southern (A)	26 17
Jan. 25	Vanderbilt (H)	32 37
Feb. 4	Georgia Tech (H)	31 28
Feb. 10	Sewanee (H)	41 31
Feb. 11	Sewanee (H)	42 18
Feb. 15	Georgia (H)	33 26
Feb. 19	Georgia Tech (A)	22 46
Feb. 21	Florida (A)	32 16
Feb. 22	Florida (A)	13 20
Feb. 28	Birmingham Southern (N)	41 22
Feb. 29	Georgia (N1)	43 26
Mar. 1	Tennessee (N1)	25 43

(N1) SEC Tournament, Knoxville, Tenn.

1936-37 Won 11, Lost 4 (7-4 SEC)
COACH: Ralph Jordan

	AU	Opp.
Jan. 9	Fort Benning (H)	54 13
Jan. 15	Sewanee (A)	41 34
Jan. 16	Sewanee (A)	34 29
Jan. 30	Birmingham Southern (A)	39 22
Feb. 1	LSU (H)	37 24
Feb. 2	LSU (H)	34 54
Feb. 8	Sewanee (H)	39 32
Feb. 9	Sewanee (H)	36 16
Feb. 11	Georgia Tech (A)	28 42
Feb. 12	Florida (H)	35 34
Feb. 13	Florida (H)	51 40
Feb. 15	Clemson	41 33
Feb. 16	Clemson	33 26
	Georgia (A)	19 21
Feb. 27	Georgia Tech (H)	33 35

1937-38 Won 14, Lost 5 (6-3 SEC)
COACH: Ralph Jordan

	AU	Opp.
Jan. 14	Sewanee (A)	36 31
Jan. 15	Sewanee (A)	38 19
Jan. 19	Birmingham Southern (A)	49 39
Jan. 28	Georgia Tech (H)	
Jan. 28	Oglethorpe (H)	46 43
Jan. 29	Oglethorpe (H)	49 14
Feb. 7	Sewanee (H)	
Feb. 8	Sewanee (H)	
Feb. 12	Georgia (H)	34 27
Feb. 14	Georgia Tech (A)	42 43
Feb. 18	Birmingham Southern (A)	
Feb. 25	Florida (A)	34 43
Feb. 26	Florida (A)	35 51
Feb. 28	Georgia Tech (A)	32 54
Mar. 3	LSU (A1)	34 60

(Only Scores That Are Available)

(A1) SEC Tournament, Baton Rouge, La.

1938-39 Won 16, Lost 6 (8-4 SEC)
COACH: Ralph Jordan

	AU	Opp.
Dec. 16	Lanett Mill (H)	40 21
Dec. 17	Nehi Reds (H)	41 36
Jan. 4	Lanett Mill (A)	38 21
Jan. 6	Spring Hill (H)	30 22
Jan. 7	Spring Hill (H)	44 23
Jan. 13	Sewanee (H)	41 31
Jan. 14	Sewanee (H)	38 27
Jan. 16	Vanderbilt (H)	39 41
Jan. 28	Birmingham Southern (H)	50 17
Feb. 2	Mississippi College (H)	44 59
Feb. 4	Georgia (A)	21 43
Feb. 10	Georgia (H)	34 29
Feb. 11	Birmingham Southern (H)	52 35
Feb. 16	Vanderbilt (A)	42 49
Feb. 17	Sewanee (A)	34 27
Feb. 18	Sewanee (A)	39 28
Feb. 22	Georgia Tech (H)	38 24
Feb. 24	Florida (H)	40 38
Feb. 25	Florida (H)	25 31
Feb. 27	Georgia Tech (A)	49 33
Mar. 2	Tulane (N1)	43 30
Mar. 3	Tennessee (A1)	35 49

(N1, A1) SEC Tournament, Knoxville, Tenn.

1939-40 Won 7, Lost 10 (6-7 SEC)
COACH: Ralph Jordan

	AU	Opp.
Dec. 14	Spring Hill (H)	37 34
Dec. 15	Spring Hill (H)	33 34
Jan. 5	LSU (A)	39 50
Jan. 6	LSU (A)	42 26
Jan. 11	Vanderbilt (A)	45 51
Jan. 12	Sewanee (A)	51 32
Jan. 13	Sewanee (A)	64 32
Jan. 20	Vanderbilt (H)	46 50
Jan. 27	Howard (H)	33 37
Feb. 3	Georgia (H)	28 32
Feb. 6	Georgia Tech (A)	31 53
Feb. 9	Georgia (H)	47 48
Feb. 16	Sewanee (H)	46 30
Feb. 17	Sewanee (H)	63 34
Feb. 21	Georgia Tech (ot) (H)	39 38
Feb. 24	Florida (H)	37 42
Feb. 28	Georgia (N1)	41 48

(N1) SEC Tournament, Knoxville, Tenn.

1940-41 Won 13, Lost 6 (6-5 SEC)
COACH: Ralph Jordan

	AU	Opp.
Jan. 3	Spring Hill (H)	35 30
Jan. 4	Spring Hill (H)	46 34
Jan. 10	Sewanee (H)	36 24
Jan. 11	Sewanee (H)	39 25
Jan. 13	Ole Miss (H)	43 30
Jan. 24	Tulane (H)	45 41
Jan. 25	Vanderbilt (H)	45 44
Jan. 31	Tennessee (H)	33 51
Feb. 1	Georgia Tech (A)	39 48
Feb. 3	Mississippi State (H)	44 48
Feb. 5	Georgia Tech (H)	51 45
Feb. 8	Georgia (H)	43 39
Feb. 10	Howard (H)	35 21
Feb. 11	LSU (H)	50 49
Feb. 13	Vanderbilt (A)	39 47
Feb. 14	Sewanee (A)	39 28
Feb. 15	Sewanee (A)	46 31
Feb. 26	Georgia (A)	31 36
Feb. 28	Alabama (N1)	16 38

(N1) SEC Tournament, Louisville, Ky.

1941-42 Won 11, Lost 6 (9-5 SEC)
COACH: Ralph Jordan


	AU	Opp.
Dec. 18	Mississippi State (A)	39 29
Dec. 19	Ole Miss (A)	34 31
Jan. 16	Vanderbilt (A)	35 33
Jan. 23	Tennessee (A)	23 43
Jan. 26	Vanderbilt (H)	50 45
Jan. 31	Georgia Tech (A)	42 48



Year-by-Year Scores

Feb. 3	Georgia Tech	(H)	43	38
Feb. 6	Georgia	(A)	32	28
Feb. 13	Georgia	(H)	53	41
Feb. 14	Mississippi State	(H)	40	41
Feb. 16	LSU	(A)	49	63
Feb. 17	Tulane	(A)	41	50
Feb. 20	Florida	(H)	47	23
Feb. 21	Florida	(H)	38	36
Feb. 26	Vanderbilt	(N1)	36	34
Feb. 27	Tulane	(N1)	45	36
Feb. 28	Kentucky	(N1)	31	40

(N1) SEC Tournament, Louisville, Ky.



BOB EVANS
1943, 1945
2-year career
Record: 4-28 (3-18 SEC)

1942-43 Won 1, Lost 14 (1-12 SEC)
COACH: Bob Evans

			AU	Opp.
Dec. 11	Mississippi State	(A)	35	41
Dec. 12	Mississippi State	(A)	26	36
Dec. 17	Mississippi State	(H)	37	38
Dec. 18	Mississippi State	(H)	40	44
Jan. 11	Vanderbilt	(A)	39	54
Jan. 15	507 Paratrooper Infantry	(H)	30	40
Jan. 22	Georgia Tech	(H)	32	59
Jan. 23	Vanderbilt	(H)	43	48
Jan. 29	Tennessee	(A)	23	57
Jan. 30	Georgia Tech	(A)	21	53
Feb. 5	Georgia	(H)	47	32
Feb. 6	LSU	(H)	37	62
Feb. 8	Tulane	(H)	30	50
Feb. 13	Georgia	(A)	31	51
Feb. 25	LSU	(N1)	38	67

(N1) SEC Tournament, Louisville, Ky.

1943-44 (No Team)

1944-45 Won 3, Lost 14 (2-6 SEC)
COACH: Bob Evans


			AU	Opp.
	Gunter Field		40	44
Jan. 13	Mercer	(H)	36	41
Jan. 18	Georgia	(A)	50	59
Jan. 20	Georgia Tech	(H)	41	74
Feb. 2	Mercer	(A)	34	40
Feb. 3	Georgia	(H)	43	59
Feb. 9	Jacksonville Navy	(A)	43	80
Feb. 10	Jacksonville Navy	(A)	23	51
Feb. 12	Florida	(H)	43	58
Feb. 13	Florida	(H)	42	40
Feb. 17	Georgia Tech	(A)	39	53
	Gunter Field		52	39
	Maxwell Field		41	48
	Maxwell Field		31	72
Feb. 19	Florida	(A)	43	41
Feb. 20	Florida	(A)	48	62
Feb. 29	Tennessee	(N1)	26	56

(N1) SEC Tournament, Louisville, Ky.

1945-46 Won 7, Lost 9 (7-6 SEC)
COACH: Ralph Jordan

			AU	Opp.
Dec. 10	Mississippi State	(H)	55	47
Dec. 11	Mississippi State	(H)	37	26
Jan. 4	Georgia Tech	(A)	22	45
	Georgia	(A)	37	38
Jan. 16	Georgia Tech	(H)	26	53
Jan. 21	Georgia	(H)	40	37
	Maxwell Field		41	48
	Maxwell Field		35	36
Jan. 29	Florida	(H)	49	36
Jan. 30	Florida	(H)	51	40
	Tulane	(H)	48	56
Feb. 8	Florida	(A)	60	53
Feb. 9	Florida	(A)	34	53
Feb. 15	Mississippi State	(A)	40	30
Feb. 16	Mississippi State	(A)	31	39
Feb. 28	Kentucky	(N1)	24	69

(N1) SEC Tournament, Louisville, Ky.




V.J. EDNEY
1947
1-year career
Record: 3-18 (1-15 SEC)

1946-47 Won 3, Lost 18 (1-15 SEC)
COACH: V.J. Edney

			AU	Opp.
Dec. 13	Maxwell Field		65	38
Dec. 14	Ole Miss	(A)	38	58
	Mississippi State	(A)	35	61
	Mercer		54	55
Jan. 11	Tennessee	(H)	30	66
Jan. 15	Georgia Tech	(H)	42	55
Jan. 17	Florida	(A)	32	48
Jan. 18	Florida	(A)	28	39
Jan. 24	Vanderbilt	(H)	37	38
Jan. 25	Georgia	(H)	40	44
Jan. 29	Georgia Tech	(A)	49	65
Feb. 1	Vanderbilt	(A)	58	59
Feb. 3	Tennessee	(A)	27	63
Feb. 7	Florida	(H)	42	48
Feb. 8	Florida	(H)	36	30
	Maxwell Field		57	34
	Tulane		35	66
Feb. 15	LSU	(A)	53	76
	Mercer		47	71
	Georgia	(A)	45	60
Feb. 28	Kentucky	(N1)	18	84

(N1) SEC Tournament, Louisville, Ky.



DANNY DOYLE
1948-49
2-year career
Record: 21-25 (12-18 SEC)

1947-48 Won 12, Lost 10 (7-7 SEC)
COACH: Danny Doyle

			AU	Opp.
Dec. 6	Mississippi State	(H)	35	49
Dec. 12	Florida	(A)	43	41
Dec. 13	Florida	(A)	39	47
	Tulane	(A)	37	70
	Illinois Wesleyan	(A)	44	42
	Washington	(A)	29	59
Jan. 12	Ole Miss	(H)	59	50
Jan. 16	Georgia	(H)	52	41
Jan. 19	Mercer	(A)	72	53
Jan. 21	Vanderbilt	(H)	46	41
Jan. 23	LSU	(A)	51	48
Jan. 30	Georgia Tech	(H)	38	31
Feb. 2	Vanderbilt	(A)	47	55
Feb. 5	Florida	(H)	53	50
Feb. 6	Florida	(H)	37	39
Feb. 12	Oglethorpe	(H)	55	23
Feb. 13	Oglethorpe	(H)	65	31
	Mercer		46	63
Feb. 21	Georgia	(A)	36	74
Feb. 25	Georgia Tech	(A)	43	50
Feb. 28	Howard	(A)	33	32
Mar. 4	Tulane	(N1)	40	47


(N1) SEC Tournament, Louisville, Ky.

1948-49 Won 9, Lost 15 (5-11 SEC)
COACH: Danny Doyle

			AU	Opp.
Dec. 3	Howard	(A)	57	30
Dec. 4	Birmingham Southern	(A)	40	32
Dec. 11	Mississippi State	(H)	53	54
Dec. 21	Alabama	(N1)	45	46
Dec. 27	Baylor	(N2)	44	59
Dec. 28	Colorado State	(N2)	41	46
Dec. 29	Southern Methodist	(N2)	41	59
Jan. 5	Alabama	(H)	38	45
Jan. 8	Florida	(A)	45	61
Jan. 11	Georgia Tech	(H)	41	33
Jan. 14	Georgia	(A)	52	55
Jan. 17	Ole Miss	(A)	43	47
Jan. 18	Mississippi State	(A)	43	47
Jan. 22	Vanderbilt	(H)	48	46
Jan. 27	Alabama	(A)	37	39
Jan. 31	Tulane	(H)	51	56

Feb. 5	Vanderbilt	(A)	42	52
	Troy State		69	44
	Livingston State		49	44
Feb. 17	Florida	(H)	44	43
	Georgia		53	47
Feb. 23	Georgia Tech	(A)	57	66
Feb. 28	Ole Miss	(H)	65	61
Mar. 4	Kentucky	(N3)	39	70

(N1) Birmingham, Ala.
(N2) All-College Classic, Oklahoma City, Okla.
(N3) SEC Tournament, Louisville, Ky.



JOEL EAVES
1950-63
14-year career
Record: 213-100 (124-75 SEC)

1949-50 Won 17, Lost 7 (12-6 SEC)
COACH: Joel Eaves
CAPTAIN: Bill Lynn

			AU	Opp.
Dec. 1	Birmingham Southern	(H)	79	49
Dec. 2	Howard	(A)	59	36
Dec. 9	Ole Miss	(H)	64	60
Dec. 10	Howard	(H)	73	49
Dec. 13	Troy State	(H)	77	40
Dec. 20	Alabama	(H)	45	40
Jan. 4	Birmingham Southern	(A)	70	48
Jan. 10	Georgia Tech	(A)	49	65
Jan. 12	Mississippi State	(A)	65	64
Jan. 14	Florida	(H)	72	46
Jan. 21	Vanderbilt	(H)	47	58
Jan. 28	Alabama	(A)	66	58
Jan. 30	Ole Miss	(A)	77	63
Feb. 1	Mississippi State	(A)	65	60
Feb. 4	LSU	(H)	70	66
Feb. 6	Vanderbilt	(A)	51	63
Feb. 9	Georgia	(H)	67	54
Feb. 11	Tulane	(A)	64	60
Feb. 13	LSU	(A)	61	76
Feb. 18	Alabama	(H)	67	58
Feb. 20	Florida	(A)	41	43
Feb. 22	Georgia Tech	(H)	53	61
Feb. 25	Georgia	(A)	55	46
Mar. 3	LSU	(N1)	45	73

(N1) SEC Tournament, Louisville, Ky.

1950-51 Won 12, Lost 10 (6-8 SEC)
COACH: Joel Eaves
CAPTAIN: Don Lanford

			AU	Opp.
Nov. 27	Troy State	(H)	96	57
Nov. 30	Birmingham Southern	(A)	57	56
Dec. 1	Howard	(A)	70	57
Dec. 6	Birmingham Southern	(H)	69	57
Dec. 9	Ole Miss	(H)	61	65
Dec. 13	Howard	(H)	70	53
Dec. 19	Alabama	(A)	46	70
Jan. 5	Kentucky (NR,3)	(A)	35	79
Jan. 6	Vanderbilt	(A)	51	61
Jan. 8	Tennessee	(A)	63	59
Jan. 13	Georgia (ot)	(H)	69	68
Jan. 18	Alabama	(H)	64	65
Jan. 27	Georgia	(A)	61	49
Jan. 31	Georgia Tech	(A)	44	64
Feb. 3	Tulane	(H)	92	71
Feb. 5	LSU	(H)	74	75
Feb. 10	Alabama	(A)	44	63
Feb. 14	Georgia Tech	(H)	75	63
Feb. 17	Florida	(A)	61	82
Feb. 23	Florida (ot)	(H)	83	77
Feb. 24	Mississippi State	(H)	92	85
Mar. 2	Kentucky (NR,1)	(N1)	54	84

(N1) SEC Tournament, Louisville, Ky.

1951-52 Won 14, Lost 12 (6-8 SEC)
COACH: Joel Eaves
CAPTAIN: Roger Weldon

			AU	Opp.
Nov. 27	Troy State	(H)	83	58
Nov. 29	Birmingham Southern	(A)	65	59
Nov. 30	Howard	(A)	69	39
Dec. 4	Maxwell Field	(H)	75	41
Dec. 5	Howard	(H)	88	51



Year-by-Year Scores

Dec. 8	Georgia	(A)	62	48
Dec. 15	Birmingham Southern	(H)	79	46
Dec. 19	Maxwell Field	(A)	63	54
Dec. 28	Davidson	(N1)	66	59
Dec. 29	Georgia Tech	(N1)	62	79
Dec. 29	South Carolina	(N1)	67	70
Jan. 3	Florida	(A)	63	64
Jan. 9	Georgia Tech	(A)	54	56
Jan. 12	Vanderbilt	(H)	61	73
Jan. 18	Mississippi State	(A)	68	61
Jan. 19	Ole Miss	(A)	58	76
Jan. 26	Georgia	(H)	65	51
Jan. 30	Kentucky	(H)	48	88
Feb. 2	Alabama	(H)	60	62
Feb. 8	Florida	(H)	61	52
Feb. 9	Tennessee	(H)	60	55
Feb. 13	Georgia Tech	(H)	50	58
Feb. 16	LSU	(A)	64	70
Feb. 18	Tulane	(A)	63	61
Feb. 23	Alabama	(A)	50	63
Feb. 28	Alabama	(N2)	49	63

(N1) Carolina Invitational, Charlotte, N.C.
(N2) SEC Tournament, Louisville, Ky.

1952-53 Won 13, Lost 8 (6-7 SEC)

COACH: Joel Eaves
CAPTAIN: Bubber Farish

Dec. 2	Howard	(H)	80	52
Dec. 6	Howard	(A)	80	74
Dec. 10	Georgia Tech	(H)	71	61
Dec. 13	Birmingham Southern	(A)	87	61
Dec. 19	Georgia	(N1)	71	49
Jan. 2	Memphis State	(N2)	78	64
Jan. 3	Ole Miss	(N2)	55	65
Jan. 6	Birmingham Southern	(H)	84	59
Jan. 9	Georgia	(A)	64	59
Jan. 14	Georgia Tech	(A)	61	79
Jan. 17	Alabama	(A)	51	61
Jan. 21	Georgia	(H)	78	69
Jan. 26	Tennessee	(A)	70	72
Jan. 31	Mississippi State	(H)	82	60
Feb. 4	Florida	(H)	62	66
Feb. 7	Vanderbilt	(A)	71	66
Feb. 11	Ole Miss	(H)	72	65
Feb. 14	LSU (NR,8)	(H)	57	65
Feb. 16	Tulane	(H)	65	70
Feb. 21	Florida	(A)	67	71
Feb. 28	Alabama	(H)	78	73

(N1) Birmingham, Ala.
(N2) Memphis Invitational, Memphis, Tenn.

1953-54 Won 16, Lost 8 (8-6 SEC)

COACH: Joel Eaves
CAPTAIN: Bob Miller

Dec. 1	Birmingham Southern	(H)	81	50
Dec. 4	Birmingham Southern	(A)	93	66
Dec. 5	Howard (ot)	(A)	70	63
Dec. 12	Georgia Tech	(N1)	83	56
Dec. 18	Georgia	(N2)	75	73
Dec. 19	Alabama	(N2)	62	70
Dec. 30	Vanderbilt (NR,19)	(A)	48	96
Jan. 2	Mississippi State	(N2)	76	75
Jan. 5	Howard	(H)	84	56
Jan. 9	Mississippi State	(A)	74	79
Jan. 11	Ole Miss	(A)	66	61
Jan. 16	Alabama	(A)	58	70
Jan. 20	Georgia Tech	(H)	80	56
Jan. 23	Georgia	(A)	81	66
Jan. 29	Florida	(A)	83	76
Feb. 6	Vanderbilt	(H)	76	73
Feb. 8	Georgia Tech	(A)	59	53
Feb. 13	Florida	(H)	85	65
Feb. 15	Georgia	(H)	80	61
Feb. 20	LSU (NR,13)	(A)	59	77
Feb. 22	Tulane	(A)	65	62
Feb. 27	Kentucky (NR,2)	(N1)	79	109
Mar. 1	Tennessee	(H)	86	92
Mar. 5	Alabama	(H)	55	57

(N1) Montgomery, Ala. (N2) Birmingham, Ala.

1954-55 Won 11, Lost 9 (6-8 SEC)

COACH: Joel Eaves
CAPTAIN: Bill Kirkpatrick

Dec. 4	Birmingham Southern	(H)	90	77
Dec. 11	Jacksonville State	(H)	78	67
Dec. 17	Washington & Lee	(N1)	91	81
Dec. 18	Tennessee	(N1)	73	64
Jan. 5	Howard	(H)	98	77
Jan. 8	Mississippi State	(H)	79	58
Jan. 10	Ole Miss	(H)	85	81
Jan. 15	Alabama (20,16)	(N2)	78	99
Jan. 22	Georgia	(A)	83	88
Jan. 26	Georgia Tech	(H)	70	73
Jan. 29	Florida	(H)	91	69
Jan. 31	Georgia	(H)	78	76
Feb. 5	Vanderbilt (NR,20)	(A)	74	79
Feb. 7	Georgia Tech	(A)	67	75
Feb. 12	Florida	(A)	70	66
Feb. 19	LSU	(H)	75	71
Feb. 21	Tulane	(H)	79	90
Feb. 26	Kentucky (NR,2)	(A)	59	93
Feb. 28	Tennessee	(A)	77	86
Mar. 5	Alabama* (NR,11)	(N2)	80	84

(N1) Blue-Gray Tournament, Montgomery, Ala.
(N2) Montgomery, Ala.

1955-56 Won 11, Lost 10 (8-6 SEC)

COACH: Joel Eaves
CAPTAIN: Jim O'Donnell

Dec. 3	Birmingham Southern	(H)	81	64
Dec. 10	Howard	(H)	97	54
Dec. 16	Texas	(N1)	76	83
Dec. 17	Eastern Kentucky	(N1)	71	93
Dec. 20	Oklahoma City (NR,15)	(A)	58	76
Dec. 21	Rice (2ot)	(A)	80	82
Jan. 2	Florida	(H)	89	77
Jan. 7	Mississippi State	(A)	81	68
Jan. 9	Ole Miss	(A)	69	76
Jan. 14	Alabama (NR,19)	(N2)	77	86
Jan. 21	Georgia	(A)	60	59
Jan. 28	Jacksonville State	(H)	73	64
Feb. 4	Kentucky (NR,7)	(N2)	81	82
Feb. 7	Georgia Tech (ot)	(H)	77	74
Feb. 11	Florida	(H)	77	73
Feb. 13	Georgia	(H)	96	80
Feb. 18	LSU	(A)	80	71
Feb. 20	Tulane	(A)	75	86
Feb. 25	Tennessee	(H)	87	91
Feb. 27	Vanderbilt (NR,7)	(H)	74	65
Mar. 2	Alabama (NR,3)	(N2)	82	93

(N1) Blue-Gray Tournament, Montgomery, Ala.
(N2) Montgomery, Ala.

1956-57 Won 13, Lost 8 (8-6 SEC)

COACH: Joel Eaves
CAPTAIN: Henry Sturkie

Dec. 4	Jacksonville State	(H)	72	65
Dec. 8	Rice	(N1)	88	68
Dec. 17	Clemson	(N2)	89	64
Dec. 18	St. Joseph's	(N2)	66	64
Dec. 19	Wake Forest	(N2)	48	58
Jan. 2	Howard	(H)	101	70
Jan. 5	Mississippi State	(H)	86	66
Jan. 7	Ole Miss	(H)	88	66
Jan. 12	Georgia	(A)	72	75
Jan. 19	Alabama (ot)	(N3)	92	88
Jan. 22	Georgia Tech	(H)	74	81
Jan. 26	Georgia	(H)	73	66
Jan. 28	Florida	(H)	76	61
Feb. 2	Vanderbilt	(A)	78	83
Feb. 4	Georgia Tech (ot)	(A)	67	76
Feb. 9	Florida	(A)	73	70
Feb. 16	LSU	(H)	99	62
Feb. 18	Tulane	(H)	78	54
Feb. 23	Tennessee	(A)	75	85
Feb. 25	Kentucky (NR,3)	(A)	85	103
Mar. 1	Alabama (2ot)	(N3)	79	81

(N1) Birmingham, Ala.
(N2) Carousel Tournament, Charlotte, N.C.
(N3) Montgomery, Ala.

1957-58 Won 16, Lost 6 (11-3 SEC)

COACH: Joel Eaves
CAPTAIN: Rex Frederick

Dec. 3	Jacksonville State	(H)	89	50
Dec. 7	Wake Forest	(N1)	78	66
Dec. 13	TCU	(N2)	75	63
Dec. 14	Mississippi State	(N2)	37	52
Dec. 19	Southern Methodist	(A)	65	75
Dec. 20	Baylor	(A)	53	62
Dec. 30	Howard	(H)	106	47
Jan. 4	Mississippi State (NR,9)	(A)	42	70
Jan. 6	Ole Miss	(A)	71	51
Jan. 11	Florida	(A)	66	90
Jan. 18	Alabama	(N3)	65	83
Jan. 22	Georgia Tech	(A)	80	72
Jan. 25	Georgia	(N1)	90	62
Feb. 1	Vanderbilt	(H)	77	69
Feb. 3	Georgia Tech	(H)	99	78
Feb. 8	Georgia	(H)	75	73
Feb. 10	Florida	(H)	76	69
Feb. 15	LSU	(A)	76	58
Feb. 17	Tulane	(A)	63	49
Feb. 22	Tennessee (NR,20)	(H)	72	66
Feb. 24	Kentucky (NR,13)	(N2)	64	63
Mar. 1	Alabama (16,NR)	(N3)	67	65

(N1) Columbus, Ga.
(N2) Birmingham Classic, Birmingham, Ala.
(N3) Montgomery, Ala.

1958 Final Wire Service Poll Associated Press

- | | |
|------------------|---------------|
| 1. West Virginia | 7. Kansas |
| 2. Cincinnati | 8. Notre Dame |
| 3. Kansas State | 9. Kentucky |
| 4. San Francisco | 10. Duke |
| 5. Temple | 16. Auburn |
| 6. Maryland | |

1958-59 Won 20, Lost 2 (12-2 SEC)

COACH: Joel Eaves
CAPTAINS: Rex Frederick, Jimmy Lee

Dec. 2	Jacksonville State	(H)	111	54
Dec. 6	Baylor	(H)	71	60
Dec. 17	Florida State (13,NR)	(H)	95	74
Dec. 19	Wyoming (13,NR)	(N1)	70	47
Dec. 20	Alabama (13,NR)	(N1)	79	60
Dec. 27	Florence State (8,NR)	(H)	104	78
Dec. 29	Florida State (8,NR)	(A)	69	62
Jan. 3	Mississippi State (9,8)	(H)	97	66
Jan. 5	Ole Miss (9,NR)	(H)	60	47
Jan. 10	Florida (6,NR)	(A)	63	54
Jan. 17	Alabama (5,NR)	(N2)	57	55
Jan. 21	Georgia Tech (5,NR)	(H)	66	55
Jan. 24	Georgia (5,NR)	(A)	81	61
Jan. 31	Vanderbilt (4,NR)	(A)	64	61
Feb. 3	Georgia Tech (4,NR)	(A)	51	40
Feb. 7	Georgia (4,NR)	(H)	95	69
Feb. 9	Florida (4,NR)	(H)	93	71
Feb. 14	LSU (4,NR)	(H)	115	67
Feb. 16	Tulane (4,NR)	(H)	79	56
Feb. 21	Kentucky (2,3)	(A)	56	75
Feb. 23	Tennessee (2,NR)	(A)	55	56
Feb. 28	Alabama (6,NR)	(N2)	69	50

(N1) Birmingham Classic, Birmingham, Ala.
(N2) Montgomery, Ala.

1959-60 Won 19, Lost 3 (12-2 SEC)

COACH: Joel Eaves
CAPTAIN: Henry Hart
SEC CHAMPIONS

Dec. 1	Florence State	(H)	95	69
Dec. 5	Troy State	(H)	72	46
Dec. 7	Howard	(H)	104	57
Dec. 12	Florida State	(H)	62	58
Dec. 18	Navy	(N1)	61	68
Dec. 19	Alabama	(N1)	59	52
Dec. 28	Florida State	(A)	76	63
Jan. 2	Mississippi State	(A)	64	48
Jan. 4	Ole Miss	(A)	56	64
Jan. 9	Florida	(A)	73	69
Jan. 16	Alabama	(N2)	69	66
Jan. 19	Georgia Tech (NR,6)	(A)	66	59
Jan. 23	Georgia	(A)	59	68
Jan. 30	Vanderbilt	(H)	55	54



Year-by-Year Scores

Feb. 2	Georgia Tech (NR,6)	(H)	48	45
Feb. 6	Georgia	(H)	72	45
Feb. 8	Florida	(H)	89	51
Feb. 13	LSU (17,NR)	(A)	63	61
Feb. 15	Tulane (ot) (17,NR)	(A)	53	51
Feb. 20	Kentucky (17,NR)	(H)	61	60
Feb. 22	Tennessee (17,NR)	(H)	72	63
Feb. 27	Alabama (ot) (13,NR)	(N2)	63	61

(N1) Birmingham Classic, Birmingham, Ala.
(N2) Montgomery, Ala.

1959 Final Wire Service Polls

Associated Press	United Press International
1. Kansas State	1. Kansas State
2. Kentucky	2. Kentucky
3. Miss. State	3. Michigan State
4. Bradley	4. Cincinnati
5. Cincinnati	5. N.C. State
6. N.C. State	6. North Carolina
7. Michigan State	7. Miss. State
8. Auburn	8. Bradley
9. North Carolina	9. California
10. West Virginia	10. Auburn

1960-61 Won 15, Lost 7 (8-6 SEC)

COACH: Joel Eaves
CAPTAINS: Porter Gilbert, Jimmy Fibbe

		AU	Opp.
Dec. 1	Livingston	(H)	90 50
Dec. 3	Huntingdon	(H)	66 44
Dec. 10	Florida State	(H)	74 57
Dec. 16	Virginia Tech (11,NR)	(N1)	76 73
Dec. 17	Alabama (11,NR)	(N1)	74 62
Jan. 2	Florence State (9,NR)	(H)	76 50
Jan. 7	Mississippi State (10,NR)	(H)	48 56
Jan. 9	Ole Miss	(H)	51 40
Jan. 13	Florida	(A)	53 58
Jan. 17	Florida State	(N2)	74 67
Jan. 21	Georgia	(N2)	78 68
Jan. 24	Georgia Tech (ot)	(H)	43 48
Jan. 28	Alabama (ot)	(N3)	66 71
Feb. 4	Vanderbilt	(A)	53 58
Feb. 7	Georgia Tech	(A)	38 36
Feb. 11	Georgia	(H)	73 69
Feb. 13	Florida	(H)	60 78
Feb. 18	LSU	(H)	69 65
Feb. 20	Tulane	(H)	63 44
Feb. 25	Tennessee	(A)	41 38
Feb. 27	Kentucky	(A)	51 77
Mar. 4	Alabama	(N3)	80 69

(N1) Birmingham Classic, Birmingham, Ala.
(N2) Columbus, Ga.
(N3) Montgomery, Ala.

1960 Final Wire Service Polls

Associated Press	United Press International
1. Cincinnati	1. California
2. California	2. Cincinnati
3. Ohio State	3. Ohio State
4. Bradley	4. Bradley
5. West Virginia	5. Utah
6. Utah	6. West Virginia
7. Indiana	7. Utah State
8. Utah State	8. Georgia Tech
9. St. Bonaventure	9. Villanova
10. Miami (Fla.)	10. Indiana
11. Auburn	17. Auburn

1961-62 Won 18, Lost 6 (11-3 SEC)

COACH: Bill Ross
CAPTAIN: Bill Ross

		AU	Opp.
Dec. 4	Jacksonville State	(H)	73 37
Dec. 6	Southwestern Louisiana	(H)	62 46
Dec. 9	Florida State	(H)	52 56
Dec. 15	LSU	(N1)	67 50
Dec. 16	Virginia Tech	(N1)	77 63
Dec. 22	Texas A&M	(N2)	50 62
Dec. 23	Houston	(N2)	49 54
Dec. 30	Florida State	(A)	62 57
Jan. 2	Chattanooga	(H)	67 47
Jan. 6	Mississippi State (NR,9)	(A)	48 51
Jan. 8	Ole Miss	(A)	64 58
Jan. 13	Florida	(A)	40 43
Jan. 20	Alabama	(N3)	60 50
Jan. 23	Georgia Tech	(A)	52 40

Jan. 27	Georgia	(N4)	83	47
Feb. 3	Vanderbilt	(H)	89	68
Feb. 5	Georgia Tech	(H)	48	39
Feb. 10	Georgia	(H)	74	49
Feb. 12	Florida	(H)	64	60
Feb. 17	LSU	(A)	55	50
Feb. 19	Tulane	(A)	81	64
Feb. 24	Tennessee	(H)	60	51
Feb. 26	Kentucky (NR,3)	(H)	60	63
Mar. 4	Alabama	(N3)	62	49

(N1) Birmingham Classic, Birmingham, Ala.
(N2) Houston Classic, Houston, Texas
(N3) Montgomery, Ala.
(N4) Columbus, Ga.

1962-63 Won 18, Lost 4 (10-4 SEC)

COACH: Joel Eaves
CAPTAIN: Layton Johns

		AU	Opp.
Dec. 4	Howard	(H)	69 50
Dec. 8	Florida State	(H)	65 47
Dec. 14	Texas Tech	(H)	86 57
Dec. 17	Chattanooga	(H)	79 37
Dec. 19	Spring Hill	(H)	71 51
Dec. 21	Florida State (2ot)	(A)	77 70
Dec. 28	Xavier	(N1)	64 57
Dec. 29	Houston (ot)	(N1)	71 69
Jan. 5	Mississippi State	(H)	53 62
Jan. 7	Ole Miss	(H)	79 44
Jan. 12	Florida	(A)	81 56
Jan. 19	Alabama (ot)	(N2)	81 78
Jan. 22	Georgia Tech (NR,9)	(A)	64 69
Jan. 26	Georgia	(A)	78 62
Feb. 2	Vanderbilt	(A)	62 59
Feb. 9	Georgia (ot)	(H)	70 67
Feb. 11	Florida	(H)	88 59
Feb. 16	LSU	(H)	82 57
Feb. 18	Tulane	(H)	63 61
Feb. 23	Kentucky (9,NR)	(A)	59 78
Feb. 25	Tennessee	(A)	47 55
Mar. 2	Alabama (ot)	(N2)	74 67

(N1) Sugar Bowl Tournament, New Orleans, La.
(N2) Montgomery, Ala.



BILL LYNN
1964-73
10-year career
Record: 130-124 (84-88 SEC)

1963-64 Won 11, Lost 12 (6-8 SEC)

COACH: Bill Lynn
CAPTAINS: Larry Chapman, John Blackwell

		AU	Opp.
Dec. 3	Howard	(H)	102 44
Dec. 7	Florida State	(A)	67 69
Dec. 14	Southern Mississippi	(H)	80 74
Dec. 19	Texas Tech	(A)	71 83
Dec. 20	SMU	(A)	70 84
Dec. 27	Athens College	(H)	83 51
Dec. 30	Duke	(N1)	67 84
Dec. 31	Loyola (New Orleans)	(N1)	62 52
Jan. 4	Mississippi State (ot)	(A)	64 63
Jan. 6	Ole Miss (ot)	(A)	58 59
Jan. 11	Florida	(A)	46 63
Jan. 18	Alabama	(N2)	72 86
Jan. 25	Georgia	(A)	85 77
Jan. 28	Florida State	(H)	63 59
Feb. 1	Vanderbilt (NR,5)	(H)	81 63
Feb. 3	Georgia Tech	(H)	57 62
Feb. 8	Georgia	(H)	67 71
Feb. 10	Florida	(H)	79 58
Feb. 15	LSU	(A)	66 86
Feb. 17	Tulane	(A)	78 72
Feb. 22	Kentucky (NR,3)	(N2)	79 99
Feb. 24	Tennessee	(H)	62 68
Feb. 29	Alabama	(N2)	83 76

(N1) Sugar Bowl Tournament, New Orleans, La.
(N2) Montgomery, Ala.

1964-65 Won 16, Lost 9 (11-5 SEC)

COACH: Bill Lynn
CAPTAIN: Freddie Guy

		AU	Opp.
Dec. 1	Georgia Tech	(A)	60 52
Dec. 5	Florida State	(H)	92 68

Dec. 15	Houston	(N1)	48	50
Dec. 17	Rice	(N1)	94	71
Dec. 21	Georgia Southern	(H)	80	64
Dec. 27	Clemson	(N2)	65	77
Dec. 29	Furman	(N2)	107	86
Jan. 2	Mississippi State	(A)	71	70
Jan. 4	Ole Miss	(A)	77	53
Jan. 9	Florida	(H)	74	63
Jan. 11	Ole Miss	(H)	67	52
Jan. 16	Alabama	(N3)	93	68
Jan. 18	Kentucky	(A)	67	73
Jan. 23	Georgia	(H)	95	65
Jan. 25	Florida State	(A)	55	58
Jan. 30	Vanderbilt	(A)	77	105
Feb. 6	Georgia	(A)	60	62
Feb. 7	Florida	(A)	83	79
Feb. 13	LSU	(H)	101	60
Feb. 15	Tulane	(H)	87	73
Feb. 20	Kentucky	(H)	88	69
Feb. 22	Tennessee (NR,8)	(A)	38	69
Feb. 26	Georgia Tech	(H)	54	59
Mar. 1	Vanderbilt (NR,9)	(H)	64	79
Mar. 6	Alabama	(N3)	80	60

(N1) Bluebonnet Bowl Tournament, Houston, Texas
(N2) Poinsettia Classic, Greenville, S.C.
(N3) Montgomery, Ala.

1965-66 Won 16, Lost 10 (8-8 SEC)

COACH: Bill Lynn
CAPTAIN: Lee DeFore

		AU	Opp.
Dec. 2	Rice	(H)	91 74
Dec. 7	Jacksonville State	(H)	78 50
Dec. 11	Jacksonville Univ.	(H)	77 69
Dec. 18	Georgia Tech	(A)	79 74
Dec. 20	Columbia (ot)	(N1)	76 75
Dec. 21	Florida State	(N1)	59 58
Dec. 27	Florida State	(N2)	80 64
Dec. 29	Dayton	(N3)	71 85
Dec. 30	Houston	(N3)	76 89
Jan. 3	Mississippi State	(H)	72 83
Jan. 8	LSU	(A)	74 66
Jan. 11	Tulane	(A)	92 58
Jan. 17	Tennessee	(H)	51 47
Jan. 22	Alabama	(N4)	90 71
Jan. 24	Florida	(H)	64 68
Jan. 29	Kentucky (NR,2)	(A)	78 115
Jan. 31	Vanderbilt (NR,4)	(A)	63 68
Feb. 5	Ole Miss	(A)	70 55
Feb. 9	Florida	(A)	86 66
Feb. 12	Kentucky (NR,1)	(H)	64 77
Feb. 14	Vanderbilt (NR,5)	(H)	76 91
Feb. 16	Georgia	(A)	74 83
Feb. 19	Georgia Tech	(H)	90 73
Feb. 23	Georgia	(H)	74 63
Feb. 26	Ole Miss	(H)	86 74
Mar. 5	Alabama	(N4)	83 88

(N1) Tampa Invitational, Tampa, Fla.
(N2) Pensacola, Fla.
(N3) Sugar Bowl Tournament, New Orleans, La.
(N4) Montgomery, Ala.

1966-67 Won 17, Lost 8 (12-6 SEC)

COACH: Bill Lynn
CAPTAIN: Bobby Buisson

		AU	Opp.
Dec. 1	Citadel	(A)	105 83
Dec. 6	Louisiana Tech	(H)	88 77
Dec. 10	Southwestern Louisiana	(H)	78 68
Dec. 16	Tennessee	(A1)	49 73
Dec. 17	Miami (Fla.)	(N1)	73 87
Dec. 21	Georgia Tech (ot)	(A)	76 78
Dec. 27	Florida State	(N2)	67 59
Dec. 28	TCU	(N2)	80 79
Dec. 31	Vanderbilt (NR,9)	(H)	64 51
Jan. 3	LSU	(H)	70 59
Jan. 7	Ole Miss	(A)	67 56
Jan. 9	Miss. State (ot) (NR,10)	(A)	54 59
Jan. 16	Vanderbilt	(A)	65 71
Jan. 21	Kentucky	(A)	58 60
Jan. 28	Georgia	(H)	73 64
Jan. 30	Florida	(H)	87 61
Feb. 1	Georgia	(A)	62 49



Year-by-Year Scores

Feb. 8	LSU	(A)	80	63
Feb. 11	Alabama	(N3)	66	63
Feb. 13	Mississippi State	(H)	68	57
Feb. 18	Florida	(A)	59	79
Feb. 20	Ole Miss	(H)	86	67
Feb. 25	Tennessee (NR,9)	(H)	45	54
Feb. 27	Kentucky	(H)	60	49
Mar. 3	Alabama (ot)	(N3)	99	96

(A1,N1) Volunteer Invitational, Knoxville, Tenn.
(N2) Mobile Invitational, Mobile, Ala.
(N3) Montgomery, Ala.

1967-68 Won 13, Lost 13 (8-10 SEC)
COACH: Bill Lynn
CAPTAIN: Alex Howell

			AU	Opp.
Dec. 1	Citadel	(H)	70	73
Dec. 4	Vanderbilt (NR,9)	(A)	65	78
Dec. 9	Wake Forest	(A)	66	63
Dec. 16	Georgia Tech	(A)	63	52
Dec. 18	St. Bonaventure	(N1)	73	77
Dec. 19	Rutgers	(N1)	70	62
Dec. 27	Arkansas	(N2)	65	58
Dec. 28	Oklahoma City	(A2)	68	78
Dec. 29	Virginia Tech	(N2)	76	61
Jan. 3	LSU	(A)	72	76
Jan. 6	Ole Miss	(H)	90	71
Jan. 8	Mississippi State	(H)	62	66
Jan. 15	Vanderbilt (NR,8)	(H)	65	74
Jan. 20	Kentucky (NR,9)	(H)	74	73
Jan. 27	Georgia	(A)	74	76
Jan. 29	Florida	(A)	60	65
Jan. 31	Georgia	(H)	62	56
Feb. 7	LSU	(H)	74	69
Feb. 10	Alabama	(A)	63	64
Feb. 12	Mississippi State	(A)	74	72
Feb. 17	Florida	(H)	73	65
Feb. 19	Ole Miss	(A)	56	57
Feb. 24	Tennessee	(A)	53	52
Feb. 26	Kentucky (NR,5)	(A)	57	89
Mar. 2	Alabama	(H)	73	69
Mar. 3	Tennessee (ot)	(H)	54	63

(N1) Tampa Invitational, Tampa, Fla.
(A2,N2) All-College Tournament, Oklahoma City, Okla.

1968-69 Won 15, Lost 10 (10-8 SEC)
COACH: Bill Lynn
CAPTAIN: Tom Perry

			AU	Opp.
Nov. 30	South Carolina	(A)	49	51
Dec. 14	Ole Miss	(A)	75	64
Dec. 16	Mississippi State	(A)	59	65
Dec. 18	Southwestern Louisiana	(A)	76	80
Dec. 19	Louisiana Tech	(A)	97	84
Dec. 21	Clemson	(N1)	92	72
Dec. 27	Southern Mississippi	(N2)	73	70
Dec. 28	Xavier	(N2)	75	73
Jan. 4	Florida	(A)	59	68
Jan. 6	Georgia	(A)	69	74
Jan. 11	LSU	(H)	90	71
Jan. 15	Alabama	(H)	78	63
Jan. 20	Georgia	(H)	84	85
Jan. 25	Vanderbilt	(A)	92	79
Feb. 1	Tennessee	(A)	59	64
Feb. 3	Kentucky (NR,5)	(A)	93	105
Feb. 8	Florida (ot)	(H)	81	80
Feb. 12	Mississippi State	(H)	87	68
Feb. 15	LSU	(A)	81	93
Feb. 17	Alabama	(A)	60	53
Feb. 22	Vanderbilt	(H)	85	75
Feb. 24	Georgia Tech	(H)	87	85
Mar. 1	Tennessee	(H)	71	60
Mar. 3	Kentucky (NR,17)	(H)	86	90
Mar. 8	Ole Miss	(H)	80	70

(N1) Birmingham, Ala.
(N2) Mobile Classic, Mobile, Ala.

1969-70 Won 15, Lost 11 (11-7 SEC)
COACH: Bill Lynn
CAPTAINS: Carl Shetler, Bill Alexander

			AU	Opp.
Dec. 1	South Carolina (NR,1)	(H)	64	86
Dec. 4	Clemson	(A)	61	60
Dec. 6	Wake Forest	(H)	81	95

Dec. 13	Ole Miss	(H)	91	77
Dec. 15	Mississippi State	(H)	94	66
Dec. 17	North Carolina State	(A)	69	76
Dec. 19	St. Louis	(N1)	70	66
Dec. 20	Dartmouth	(N1)	85	76
Dec. 27	Buffalo	(N2)	84	61
Jan. 3	Florida	(H)	91	75
Jan. 5	Georgia	(H)	64	68
Jan. 10	LSU	(A)	79	70
Jan. 12	Alabama	(A)	86	77
Jan. 17	Georgia Tech	(A)	74	86
Jan. 19	Georgia	(A)	67	71
Jan. 24	Vanderbilt	(A)	84	75
Jan. 31	Tennessee	(H)	61	55
Feb. 2	Kentucky (NR,2)	(H)	83	84
Feb. 7	Florida	(A)	68	70
Feb. 11	Miss. State (ot)	(A)	71	69
Feb. 14	Alabama	(H)	121	78
Feb. 16	LSU	(H)	64	70
Feb. 21	Vanderbilt	(H)	74	92
Feb. 28	Tennessee	(A)	77	64
Mar. 2	Kentucky (NR,1)	(A)	81	102
Mar. 7	Ole Miss	(A)	67	66

(N1) Vanderbilt Classic, Nashville, Tenn.
(N2) Birmingham, Ala.

1970-71 Won 11, Lost 15 (8-10 SEC)
COACH: Bill Lynn
CAPTAIN: Jimmy Walker

			AU	Opp.
Dec. 1	Louisiana Tech	(H)	93	87
Dec. 3	South Carolina (NR,2)	(A)	69	86
Dec. 5	No. Carolina St. (NR,19)	(H)	91	85
Dec. 12	Ole Miss	(A)	96	108
Dec. 14	Mississippi State	(A)	73	70
Dec. 19	Georgia Tech	(N1)	76	87
Dec. 21	Houston	(A)	76	79
Dec. 29	Xavier	(N2)	86	73
Dec. 30	Old Dominion	(A2)	76	89
Jan. 2	Florida	(A)	60	66
Jan. 4	Georgia	(A)	79	58
Jan. 9	LSU	(H)	92	106
Jan. 11	Alabama	(H)	83	72
Jan. 14	Georgia Tech	(A)	81	90
Jan. 18	Georgia	(H)	76	77
Jan. 23	Vanderbilt	(A)	86	107
Jan. 30	Tennessee (NR,8)	(A)	68	90
Feb. 1	Kentucky (NR,11)	(A)	76	114
Feb. 6	Florida	(H)	85	70
Feb. 10	Mississippi State	(H)	92	68
Feb. 13	Alabama	(A)	92	76
Feb. 15	LSU	(A)	94	114
Feb. 20	Vanderbilt	(H)	96	94
Feb. 27	Tennessee (NR,17)	(H)	71	76
Mar. 1	Kentucky (NR,10)	(H)	83	102
Mar. 6	Ole Miss	(H)	86	85

(N1) Birmingham, Ala.
(A2,N2) Old Dominion Tour., Norfolk, Va.

1971-72 Won 10, Lost 16 (6-12 SEC)
COACH: Bill Lynn
CAPTAIN: Henry Harris

			AU	Opp.
Dec. 1	South Carolina (NR,12)	(H)	63	84
Dec. 4	Athens College	(H)	95	71
Dec. 11	Georgia Tech	(A)	76	62
Dec. 13	Mississippi State	(H)	85	75
Dec. 16	Louisiana Tech	(A)	82	107
Dec. 18	Xavier	(N1)	60	71
Dec. 29	Furman	(A2)	103	78
Dec. 30	Clemson	(N2)	67	77
Jan. 3	Ole Miss	(H)	65	69
Jan. 8	Florida	(H)	79	74
Jan. 10	Georgia	(H)	99	93
Jan. 15	LSU	(A)	77	73
Jan. 22	Alabama	(A)	66	89
Jan. 24	Georgia	(A)	72	79
Jan. 29	Vanderbilt	(A)	77	85
Feb. 5	Tennessee	(H)	67	76
Feb. 7	Kentucky	(H)	72	78
Feb. 12	Florida	(A)	103	100
Feb. 14	LSU	(H)	85	77
Feb. 15	Georgia Tech	(H)	91	77
Feb. 19	Alabama	(H)	78	79

Feb. 21	Mississippi State	(A)	60	62
Feb. 26	Vanderbilt	(H)	87	93
Mar. 4	Tennessee	(A)	70	80
Mar. 6	Kentucky	(A)	67	102
Mar. 9	Ole Miss	(A)	83	89

(N1) Birmingham, Ala.
(N2) Poinsettia Tournament, Greenville, S.C.

1972-73 Won 6, Lost 20 (4-14 SEC)
COACH: Bill Lynn
CAPTAIN: Gary England

			AU	Opp.
Nov. 25	Georgia Tech	(A)	83	90
Dec. 1	South Alabama	(H)	64	68
Dec. 7	Eastern Illinois	(H)	82	75
Dec. 15	Southern Cal	(A1)	66	73
Dec. 16	Western Kentucky	(N1)	72	87
Dec. 18	Dayton	(A)	63	106
Dec. 19	Xavier	(A)	60	67
Jan. 2	Ole Miss	(A)	66	58
Jan. 6	Florida	(A)	55	65
Jan. 8	Georgia (ot)	(A)	72	84
Jan. 13	LSU	(H)	60	79
Jan. 15	Mississippi State	(H)	82	77
Jan. 20	Alabama (NR,11)	(H)	64	76
Jan. 22	Georgia	(H)	64	68
Jan. 27	Vanderbilt	(H)	81	77
Feb. 3	Tennessee	(A)	74	82
Feb. 5	Kentucky	(A)	57	88
Feb. 10	Florida (ot)	(H)	74	76
Feb. 12	LSU	(A)	74	76
Feb. 17	Alabama (NR,17)	(A)	75	87
Feb. 19	Mississippi State	(A)	87	94
Feb. 24	Vanderbilt	(A)	70	98
Feb. 26	Georgia Tech	(H)	79	69
Mar. 3	Kentucky	(H)	79	91
Mar. 5	Tennessee	(H)	72	80
Mar. 8	Ole Miss	(H)	77	73

(A1,N1) Trojan Classic, Los Angeles, Calif.

1973-74 Won 10, Lost 16 (5-13 SEC)
COACH: Bob Davis
CAPTAIN: Mike Christian

			AU	Opp.
Nov. 30	Clemson	(A1)	72	87
Dec. 1	Jacksonville (NR,17)	(N1)	78	90
Dec. 4	Western Carolina	(H)	95	85
Dec. 8	Virginia Tech	(H)	76	74
Dec. 13	Georgia Tech	(A)	88	86
Dec. 21	UTEP	(A2)	56	68
Dec. 22	Lamar	(N2)	88	78
Jan. 5	Tennessee	(H)	77	89
Jan. 7	Ole Miss	(A)	65	93
Jan. 12	Kentucky	(A)	58	79
Jan. 14	Florida	(H)	81	92
Jan. 19	Vanderbilt (NR,8)	(A)	51	96
Jan. 21	Mississippi State	(A)	87	81
Jan. 26	LSU	(H)	76	87
Jan. 28	Georgia	(A)	82	85
Feb. 2	Alabama (NR,8)	(H)	64	73
Feb. 4	Tennessee	(A)	80	88
Feb. 9	Ole Miss	(H)	85	75
Feb. 11	Kentucky (ot)	(H)	99	97
Feb. 16	Florida	(A)	77	85
Feb. 18	Vanderbilt (NR,5)	(H)	79	89
Feb. 23	Mississippi State	(H)	60	67
Feb. 25	LSU	(A)	96	89
Feb. 27	Georgia Tech	(H)	92	70
Mar. 2	Georgia	(H)	97	84
Mar. 4	Alabama (NR,7)	(A)	84	97

(A1,N1) IPTAY Tournament, Clemson, S.C.
(A2,N2) Sun Bowl Tournament, El Paso, Texas

BOB DAVIS
1974-78
5-year career
Record: 70-61 (42-48 SEC)

1974-75 Won 18, Lost 8 (12-6 SEC)
COACH: Bob Davis
CAPTAINS: Eddie Johnson, Gary Redding

			AU	Opp.
Dec. 2	South Florida	(H)	77	52
Dec. 7	Butler	(A)	74	71



Year-by-Year Scores

Dec. 9	Western Carolina	(H)	85	77
Dec. 14	Virginia Tech	(A)	82	83
Dec. 27	Clemson	(N1)	59	63
Dec. 28	Navy	(N1)	73	69
Jan. 4	Tennessee	(A)	81	96
Jan. 6	Ole Miss	(H)	104	86
Jan. 11	Kentucky (NR,7)	(H)	90	85
Jan. 13	Florida	(A)	84	68
Jan. 15	Georgia Tech	(A)	87	75
Jan. 18	Vanderbilt	(H)	93	89
Jan. 20	Mississippi State	(H)	98	89
Jan. 25	LSU (20,NR)	(A)	87	78
Jan. 27	Georgia (14,NR)	(H)	65	64
Feb. 1	Alabama (14,9)	(A)	53	77
Feb. 3	Tennessee (NR,18)	(H)	62	59
Feb. 8	Ole Miss	(A)	70	72
Feb. 10	Kentucky (NR,5)	(A)	76	119
Feb. 15	Florida	(H)	76	75
Feb. 17	Vanderbilt	(A)	78	85
Feb. 22	Mississippi State	(A)	78	74
Feb. 24	LSU	(H)	110	94
Mar. 1	Georgia (ot)	(A)	90	93
Mar. 3	VCU	(H)	117	72
Mar. 8	Alabama (NR,7)	(H)	76	70

(N1) Pillsbury's Best Tournament, Minneapolis, Minn.

1975-76 Won 16, Lost 10 (11-7 SEC)

COACH: Bob Davis
CAPTAINS: Eddie Johnson, Gary Redding

Dec. 1	Butler	(H)	80	69
Dec. 3	Western Carolina (17,NR)	(A)	88	76
Dec. 13	South Florida (17,NR)	(A)	79	78
Dec. 19	SMU (17,NR) (ot)	(N1)	85	87
Dec. 20	Tulsa (17,NR)	(N1)	92	74
Dec. 26	Duke	(A)	74	85
Dec. 27	N.C. State (NR,9)	(A)	74	79
Jan. 3	LSU	(A)	102	86
Jan. 5	Ole Miss	(A)	72	66
Jan. 10	Alabama (NR,10)	(H)	62	63
Jan. 12	Mississippi State	(H)	75	70
Jan. 17	Georgia	(A)	94	70
Jan. 19	Tennessee (NR,9)	(A)	78	83
Jan. 24	Vanderbilt	(H)	59	71
Jan. 26	Kentucky (ot)	(H)	91	84
Jan. 31	Florida	(A)	92	86
Feb. 7	Alabama (NR,17)	(A)	75	86
Feb. 9	Mississippi State	(A)	74	75
Feb. 11	Georgia Tech	(H)	72	51
Feb. 14	Georgia	(H)	88	79
Feb. 16	Tennessee (NR,8) (ot)	(H)	73	72
Feb. 21	Vanderbilt	(A)	72	80
Feb. 23	Kentucky	(A)	82	93
Feb. 28	Florida	(H)	89	80
Mar. 6	LSU	(H)	90	80
Mar. 8	Ole Miss	(H)	103	88

(N1) Sun Carnival Classic, El Paso, Texas

1976-77 Won 13, Lost 13 (6-12 SEC)

COACH: Bob Davis
CAPTAINS: Eddie Johnson, Pepto Bolden

Nov. 26	Jacksonville	(N1)	92	67
Nov. 29	Appalachian State	(H)	84	61
Dec. 1	Richmond	(H)	86	63
Dec. 4	Fairleigh Dickinson	(H)	86	59
Dec. 16	VCU	(A)	109	59
Dec. 28	Creighton (20,NR)	(N2)	76	81
Dec. 29	Rutgers (20,NR)	(N2)	78	75
Jan. 3	Alabama (20,4)	(H)	71	74
Jan. 5	Mississippi State	(H)	79	81
Jan. 8	Tennessee	(A)	79	87
Jan. 10	Georgia	(A)	95	71
Jan. 15	Kentucky (NR,2)	(H)	68	75
Jan. 17	Vanderbilt	(H)	74	69
Jan. 22	Florida	(H)	73	77
Jan. 29	LSU	(A)	73	77
Jan. 31	Ole Miss	(A)	72	65
Feb. 5	Tennessee (NR,11)	(H)	83	93
Feb. 7	Georgia	(H)	83	74
Feb. 12	Kentucky (NR,3)	(A)	82	89
Feb. 14	Vanderbilt (ot)	(A)	76	71
Feb. 19	Florida	(A)	68	79
Feb. 21	Jacksonville	(A)	80	66

Feb. 26	LSU	(H)	76	86
Feb. 28	Ole Miss	(H)	97	84
Mar. 5	Alabama (NR,12)	(A)	77	81
Mar. 7	Mississippi State	(A)	75	89

(N1) Birmingham, Ala.
(N2) Louisville Holiday Classic, Louisville, Ky.

1977-78 Won 13, Lost 14 (8-10 SEC)

COACH: Bob Davis
CAPTAINS: Mike Mitchell, Stan Pietkiewicz, Myles Patrick

Dec. 1	Houston	(H)	87	88
Dec. 3	South Florida	(H)	71	54
Dec. 9	Southern Illinois	(N1)	66	65
Dec. 10	Oklahoma State	(N1)	112	94
Dec. 17	Iona College	(A)	82	105
Dec. 29	Southern Cal	(N2)	74	85
Dec. 30	Temple	(N2)	73	74
Jan. 2	Georgia	(A)	76	69
Jan. 4	Tennessee	(A)	76	80
Jan. 7	Vanderbilt	(H)	74	61
Jan. 9	Kentucky (NR,1)	(H)	77	101
Jan. 14	Florida	(A)	81	72
Jan. 21	Ole Miss	(A)	75	84
Jan. 23	LSU	(A)	79	90
Jan. 28	Alabama	(H)	74	81
Jan. 30	Mississippi State	(H)	85	74
Feb. 1	Georgia Tech	(A)	77	72
Feb. 4	Vanderbilt	(A)	78	91
Feb. 6	Kentucky (NR,1)	(A)	81	104
Feb. 11	Florida	(H)	92	84
Feb. 13	Oral Roberts	(H)	82	78
Feb. 18	Ole Miss	(H)	92	67
Feb. 20	LSU (ot)	(H)	95	101
Feb. 25	Alabama	(A)	86	89
Feb. 27	Mississippi State (ot)	(A)	82	83
Mar. 4	Georgia	(H)	81	80
Mar. 6	Tennessee	(H)	107	94

(N1) Marshall Tournament, Huntington, W. Va.
(N2) Sugar Bowl Tournament, New Orleans, La.



SONNY SMITH
1979-89
11-year career
Record: 173-154 (84-114 SEC)

1978-79 Won 13, Lost 16 (5-13 SEC)

COACH: Sonny Smith
CAPTAINS: Bubba Price, Rich Valavicius

Dec. 1	Southwestern Louisiana	(N1)	83	82
Dec. 4	Florida State	(H)	70	71
Dec. 9	Iona	(H)	74	66
Dec. 12	Richmond	(A)	84	72
Dec. 15	Oklahoma	(N1)	78	70
Dec. 16	Navy	(N1)	63	57
Dec. 21	Georgia Tech	(N2)	60	57
Jan. 3	Vanderbilt	(H)	55	57
Jan. 6	Florida	(H)	91	86
Jan. 8	Oral Roberts	(A)	62	63
Jan. 11	Georgia	(A)	84	77
Jan. 13	Ole Miss	(A)	62	77
Jan. 15	LSU (NR,13)	(A)	82	94
Jan. 20	Alabama (NR,18)	(H)	76	83
Jan. 22	Mississippi State	(H)	72	74
Jan. 25	Kentucky (ot)	(H)	83	86
Jan. 27	Vanderbilt (NR,19)	(A)	59	66
Jan. 29	Kentucky	(A)	59	66
Feb. 3	Florida (ot)	(A)	93	92
Feb. 7	Tennessee	(A)	62	73
Feb. 10	Ole Miss (2ot)	(H)	56	54
Feb. 12	LSU (NR,8)	(H)	68	78
Feb. 17	Alabama (NR,20)	(A)	73	80
Feb. 19	Mississippi State	(A)	66	73
Feb. 22	Georgia	(H)	73	68
Feb. 24	Tennessee	(H)	55	60
Feb. 28	Vanderbilt	(N3)	59	53
Mar. 1	Georgia (4ot)	(N3)	95	91
Mar. 2	Tennessee (NR,20)	(N3)	64	75

(N1) Big Sun Tournament, St. Petersburg, Fla.
(N2) Birmingham, Ala.
(N3) SEC Tournament, Birmingham, Ala.

1979-80 Won 10, Lost 18 (5-13 SEC)

COACH: Sonny Smith
CAPTAIN: Rich Valavicius

Dec. 3	Texas Wesleyan	(H)	90	51
Dec. 5	Ole Miss	(H)	76	73
Dec. 7	Arkansas State (ot)	(N1)	62	69
Dec. 8	George Washington	(N1)	60	71
Dec. 12	Tennessee	(A)	58	61
Dec. 15	South Florida	(A)	74	56
Dec. 18	Austin Peay	(N2)	65	61
Dec. 21	Long Beach State	(N3)	74	69
Dec. 22	Southwestern Louisiana	(N3)	75	92
Jan. 2	Kentucky (NR,2)	(A)	65	67
Jan. 5	Florida	(H)	82	62
Jan. 9	Vanderbilt	(A)	57	66
Jan. 12	Mississippi State	(H)	77	67
Jan. 16	LSU (NR,14)	(A)	82	93
Jan. 19	Georgia	(H)	58	53
Jan. 23	Alabama (ot)	(H)	46	50
Jan. 26	Ole Miss	(A)	54	71
Jan. 30	Kentucky (NR,3)	(H)	62	64
Feb. 2	Florida	(A)	60	70
Feb. 4	Florida State	(A)	69	73
Feb. 6	Vanderbilt	(H)	73	77
Feb. 9	Mississippi State	(A)	72	76
Feb. 13	LSU (NR,5)	(H)	44	50
Feb. 16	Georgia (ot)	(A)	69	65
Feb. 20	Alabama	(A)	47	59
Feb. 23	Tennessee	(H)	63	72
Feb. 27	Georgia	(N)	79	71
Feb. 28	Kentucky (NR,2)	(N)	61	69

(N1) Show-Me Classic, Columbia, Mo.
(N2) Birmingham, Ala.
(N3) Bayou Classic, Lafayette, La.
(N4) SEC Tournament, Birmingham, Ala.

1980-81 Won 11, Lost 16 (4-14 SEC)

COACH: Sonny Smith
CO-CAPTAINS: Darrell Lockhart, Earl Banks

Dec. 1	Towson State	(H)	87	63
Dec. 3	Tennessee	(H)	75	65
Dec. 6	Armstrong State	(H)	79	70
Dec. 8	Tennessee Tech	(H)	77	62
Dec. 13	Eckerd College	(H)	106	66
Dec. 17	Florida State	(N)	78	74
Dec. 20	Austin Peay	(A)	52	51
Dec. 29	Air Force (ot)	(N1)	46	48
Dec. 30	Columbia	(N1)	63	55
Jan. 3	Ole Miss	(A)	45	46
Jan. 7	Kentucky (NR,4)	(H)	66	79
Jan. 10	Florida	(A)	59	63
Jan. 14	Vanderbilt	(H)	81	97
Jan. 17	Mississippi State	(A)	61	69
Jan. 21	LSU (NR,5)	(H)	64	74
Jan. 24	Georgia	(A)	63	67
Jan. 28	Alabama	(A)	73	83
Jan. 31	Ole Miss	(H)	58	61
Feb. 4	Kentucky (NR,6)	(A)	74	102
Feb. 7	Florida	(H)	50	55
Feb. 11	Vanderbilt	(A)	69	55
Feb. 14	Mississippi State	(H)	66	55
Feb. 18	LSU (NR,4)	(A)	47	58
Feb. 21	Georgia	(H)	65	76
Feb. 25	Alabama	(H)	56	54
Feb. 28	Tennessee (NR,10)	(A)	63	75
Mar. 4	Florida (ot)	(N2)	48	50

(N1) Blade Glass Classic, Toledo, Ohio
(N2) SEC Tournament, Birmingham, Ala.

1981-82 Won 14, Lost 14 (7-11 SEC)

COACH: Sonny Smith
CO-CAPTAINS: Darrell Lockhart, Alvin Mumphord

Nov. 30	Mississippi College	(H)	88	54
Dec. 2	Stetson	(H)	60	59
Dec. 5	Austin Peay	(H)	67	56
Dec. 7	Tennessee Tech	(A)	88	61
Dec. 12	Tennessee	(A)	79	86
Dec. 19	Florida State	(A)	77	76
Dec. 21	Cal State-Chico	(H)	104	61
Dec. 29	William & Mary	(N1)	48	58



Year-by-Year Scores

Dec. 30	Duke	(N1)	71	72
Jan. 2	Ole Miss	(H)	75	71
Jan. 6	Kentucky (NR,3)	(A)	71	83
Jan. 9	Florida	(H)	80	60
Jan. 13	Vanderbilt	(A)	68	78
Jan. 16	Mississippi State	(H)	62	49
Jan. 20	LSU	(A)	68	69
Jan. 23	Georgia	(H)	82	74
Jan. 27	Alabama (NR,13)	(H)	65	67
Jan. 30	Ole Miss	(A)	57	64
Feb. 3	Kentucky (NR,9) (ot)	(H)	83	81
Feb. 6	Florida	(A)	66	69
Feb. 10	Vanderbilt	(H)	60	71
Feb. 13	Mississippi State	(A)	45	59
Feb. 17	LSU	(H)	82	72
Feb. 20	Georgia	(A)	56	57
Feb. 24	Alabama (NR,17)	(A)	72	74
Feb. 27	Tennessee (NR,19)	(H)	56	54
Mar. 3	Mississippi State (ot)	(N2)	38	36
Mar. 4	Kentucky (NR,15)	(N2)	66	89

(N1) Iron Duke Classic, Durham, N.C.
(N2) SEC Tournament, Lexington, Ky.

1982-83 Won 15, Lost 13 (8-10 SEC)

COACH: Sonny Smith

CO-CAPTAINS: Darrell Lockhart, Alvin Mumphord

		AU	Opp.
Nov. 26	UAB	(A)	63 61
Nov. 29	Mercer	(H)	85 76
Dec. 1	Florida State	(H)	78 68
Dec. 4	Tennessee Tech	(H)	74 65
Dec. 6	Stetson	(A)	58 59
Dec. 8	Houston (NR,9)	(A)	65 77
Dec. 18	Florida International	(H)	115 77
Dec. 28	Cal State Fullerton	(N1)	69 60
Dec. 29	Utah	(A1)	71 62
Jan. 3	Mississippi State	(H)	77 66
Jan. 5	Alabama (NR,5)	(H)	91 80
Jan. 8	Florida	(A)	75 92
Jan. 15	Kentucky (NR,6)	(A)	75 67
Jan. 17	Vanderbilt	(A)	62 64
Jan. 22	Georgia (20,NR)	(H)	66 64
Jan. 24	Tennessee	(H)	77 80
Jan. 29	LSU	(A)	64 62
Jan. 31	Ole Miss	(A)	48 61
Feb. 5	Florida	(H)	62 54
Feb. 12	Kentucky (NR,13)	(H)	69 71
Feb. 14	Vanderbilt	(H)	72 71
Feb. 19	Georgia	(A)	60 67
Feb. 22	Tennessee	(A)	74 82
Feb. 26	LSU	(H)	61 87
Mar. 1	Ole Miss	(H)	82 59
Mar. 3	Mississippi State	(A)	53 69
Mar. 6	Alabama	(A)	78 86
Mar. 10	Alabama	(N2)	61 62

(A1,N1) Utah Hilton Classic, Salt Lake City, Utah
(N2) SEC Tournament, Birmingham, Ala.

1983-84 Won 20, Lost 11 (12-6 SEC)

COACH: Sonny Smith

		AU	Opp.
Nov. 28	Columbus College	(H)	58 54
Dec. 2	UAB (ot)	(A)	62 69
Dec. 5	Florida State	(A)	76 69
Dec. 8	Youngstown State	(N1)	78 52
Dec. 9	South Alabama	(A1)	73 95
Dec. 14	Mercer	(A)	65 63
Dec. 19	Eastern Kentucky	(H)	100 60
Dec. 22	Mississippi State	(A)	73 55
Dec. 27	Wake Forest (NR,10)	(N2)	67 76
Dec. 28	Villanova	(N2)	95 83
Jan. 5	Alabama	(A)	91 86
Jan. 7	Florida	(H)	82 66
Jan. 13	Kentucky (NR,2)	(H)	82 63
Jan. 17	Vanderbilt	(H)	71 73
Jan. 22	Georgia	(A)	86 90
Jan. 24	Tennessee	(A)	79 72
Jan. 27	LSU (NR,10)	(H)	80 78
Jan. 31	Ole Miss (19,NR)	(H)	60 50
Feb. 5	Florida (19,NR)	(A)	67 65
Feb. 11	Kentucky (16,6)	(A)	64 84
Feb. 13	Vanderbilt	(A)	73 67
Feb. 18	Georgia	(H)	81 63
Feb. 20	Tennessee	(H)	54 57

Feb. 25	LSU	(A)	80	81
Feb. 27	Ole Miss	(A)	71	72
Mar. 1	Mississippi State	(H)	68	53
Mar. 3	Alabama	(H)	83	70
Mar. 8	Vanderbilt	(N3)	59	58
Mar. 9	Tennessee	(N3)	60	58
Mar. 10	Kentucky (NR,3)	(N3)	49	51
Mar. 15	Richmond	(N4)	71	72

(A1,N1) Colonial Classic, Mobile, Ala.
(N2) Gator Bowl Tournament, Jacksonville, Fla.
(N3) SEC Tournament, Nashville, Tenn.
(N4) NCAA Tournament First Round, Charlotte, N.C.

1984 Final Wire Service Poll

United Press International

1. North Carolina	7. Arkansas
2. Georgetown	8. Oklahoma
3. Kentucky	9. UTEP
4. DePaul	10. Maryland
5. Houston	19. Auburn

1984-85 Won 22, Lost 12 (8-10 SEC)

COACH: Sonny Smith

		AU	Opp.
Nov. 24	Stetson	(H)	92 50
Nov. 26	Columbus College	(H)	91 56
Nov. 30	UAB (NR,13)	(A)	61 59
Dec. 3	Armstrong State	(H)	80 47
Dec. 8	Mercer	(H)	70 69
Dec. 12	Radford	(H)	79 57
Dec. 21	VCU	(N1)	59 78
Dec. 22	Delaware	(N1)	95 63
Dec. 29	West Virginia	(A)	59 58
Jan. 2	Kentucky	(A)	61 68
Jan. 5	Florida	(H)	80 74
Jan. 9	Tennessee	(A)	74 86
Jan. 12	Mississippi State	(H)	62 53
Jan. 16	Alabama	(H)	55 60
Jan. 19	Georgia	(A)	80 97
Jan. 24	Ole Miss	(H)	93 73
Jan. 26	LSU	(A)	62 80
Jan. 30	Vanderbilt	(A)	86 80
Feb. 2	Kentucky (ot)	(H)	47 49
Feb. 6	Florida (ot)	(A)	81 78
Feb. 9	Tennessee	(H)	75 60
Feb. 13	Mississippi State	(A)	65 82
Feb. 16	Alabama (2ot)	(A)	72 74
Feb. 21	Georgia	(H)	84 86
Feb. 23	Ole Miss	(A)	69 57
Feb. 27	LSU	(H)	73 78
Mar. 2	Vanderbilt	(H)	84 58
Mar. 6	Ole Miss	(N2)	68 60
Mar. 7	LSU	(N2)	58 55
Mar. 8	Florida	(N2)	43 42
Mar. 9	Alabama (ot)	(N2)	53 49
Mar. 14	Purdue	(N3)	59 58
Mar. 16	Kansas (NR,13)	(N3)	66 64
Mar. 22	North Carolina (NR,7)	(N4)	56 62

(N1) Krystal Classic, Chattanooga, Tenn.
(N2) SEC Tournament, Birmingham, Ala.
(N3) NCAA Tourney 1st/2nd Rounds, South Bend, Ind.
(N4) NCAA Tournament Sweet 16, Birmingham, Ala.

1985 Final Rankings

USA Today	The Sporting News
1. Villanova	1. North Carolina
2. Georgetown	2. Georgetown
3. St. John's	3. Kentucky
4. Georgia Tech	4. Houston
5. Memphis State	5. Maryland
6. Oklahoma	6. DePaul
7. North Carolina	7. Illinois
8. Louisiana Tech	8. Fresno State
9. Michigan	9. UTEP
10. N.C. State	10. Tulsa
14. Auburn	16. Auburn

(Sporting News poll released prior to NCAA Tournament)

1985-86 Won 22, Lost 11 (13-5 SEC)

COACH: Sonny Smith

		AU	Opp.
Nov. 22	West Virginia (10,NR)	(N1)	58 75
Nov. 26	Birmingham Southern	(H)	61 51

Dec. 3	West Virginia	(H)	84	59
Dec. 6	Kentucky Wesleyan	(N2)	80	71
Dec. 7	Western Kentucky	(A2)	58	71
Dec. 10	UAB (NR,16)	(A)	56	62
Dec. 14	Stetson	(N3)	77	54
Dec. 17	Southwestern Louisiana (ot)	(A)	64	66
Dec. 22	Central Florida	(N4)	78	49
Dec. 23	Boston College	(N4)	89	85
Jan. 4	Florida	(A)	59	62
Jan. 6	Kentucky (NR,12)	(H)	60	56
Jan. 8	Tennessee	(H)	59	45
Jan. 11	Mississippi State	(A)	72	56
Jan. 16	Alabama	(A)	56	60
Jan. 18	Georgia	(H)	84	69
Jan. 22	Ole Miss	(A)	73	61
Jan. 29	Vanderbilt	(H)	97	70
Jan. 31	Kentucky (NR,8)	(A)	71	81
Feb. 4	LSU	(H)	61	63
Feb. 6	Florida	(H)	67	65
Feb. 8	Tennessee	(A)	79	80
Feb. 12	Mississippi State	(H)	69	64
Feb. 15	Alabama (NR,18)	(H)	71	69
Feb. 19	Georgia (ot)	(A)	87	86
Feb. 22	Ole Miss	(H)	75	73
Feb. 26	LSU	(A)	92	86
Mar. 1	Vanderbilt	(A)	79	65
Mar. 6	Mississippi State	(N5)	63	65
Mar. 14	Arizona	(N6)	73	63
Mar. 16	St. John's (NR,4)	(N6)	81	65
Mar. 20	UNLV (NR,11)	(N7)	70	63
Mar. 22	Louisville (NR,7)	(N7)	76	84

(N1) Big Apple NIT, Hartford, Conn.
(N2,A2) Wendy's Classic, Bowling Green, Ky.
(N3) Daytona Beach, Fla.
(N4) Red Lobster Classic, Orlando, Fla.
(N5) SEC Tournament, Lexington, Ky.
(N6) NCAA Tourney 1st/2nd Rounds, Long Beach, CA
(N7) NCAA Tourney Sweet 16/Elite 8, Houston, Texas

1986 Final Rankings

Basketball Weekly	USA Today
1. Louisville	1. Louisville
2. Duke	2. Duke
3. Kansas	3. Kansas
4. LSU	4. Kentucky
5. Kentucky	5. LSU
6. North Carolina	6. Georgia Tech
7. Georgia Tech	7. North Carolina
8. Navy	8. Navy
9. Auburn	9. Auburn
10. St. John's	10. St. John's

1986-87 Won 18, Lost 13 (9-9 SEC)

COACH: Sonny Smith

		AU	Opp.
Nov. 28	UAB (12,NR)	(A)	68 58
Dec. 1	Armstrong State (12,NR)	(H)	94 54
Dec. 11	Austin Peay (7,NR)	(H)	115 93
Dec. 13	Southwestern La. (7,NR)	(H)	107 91
Dec. 15	Eastern Kentucky (7,NR)	(A)	97 82
Dec. 18	Augusta College (6,NR)	(H)	89 66
Dec. 28	Iowa State (5,NR)	(N1)	89 87
Dec. 29	UTEP (5,NR)	(N1)	82 87
Jan. 3	Kentucky (5,11)	(H)	60 63
Jan. 7	Georgia (ot) (13,NR)	(H)	62 58
Jan. 10	Mississippi State (13,NR)	(A)	66 52
Jan. 14	Tennessee (10,NR)	(H)	66 56
Jan. 17	Vanderbilt (10,NR)	(A)	75 91
Jan. 22	Alabama (17,13)	(A)	82 88
Jan. 24	Ole Miss (17,NR)	(H)	85 61
Jan. 28	LSU (18,NR)	(A)	73 75
Jan. 31	Florida (18,19)	(H)	81 68
Feb. 1	UNLV (18,3)	(H)	85 104
Feb. 4	Kentucky (20,NR)	(A)	71 75
Feb. 7	Georgia (20,NR)	(A)	71 75
Feb. 9	Florida	(A)	84 70
Feb. 12	Mississippi State	(H)	59 45
Feb. 14	Tennessee	(A)	84 103
Feb. 21	Alabama (NR,12)	(H)	75 77
Feb. 23	Vanderbilt	(H)	91 83
Feb. 25	Ole Miss	(A)	67 73
Mar. 1	LSU	(H)	100 62
Mar. 6	Kentucky	(N2)	79 72
Mar. 7	Alabama (NR,9)	(N2)	68 87



Year-by-Year Scores

Mar. 12	San Diego	(N3)	62	61
Mar. 14	Indiana (NR,3)	(N3)	90	107

(N1) Sun Bowl Classic, El Paso, Texas
(N2) SEC Tournament, Atlanta, Ga.
(N3) NCAA Tournament, Indianapolis, Ind.

1987-88 Won 19, Lost 11 (11-7 SEC)
COACH: Sonny Smith

			AU	Opp.
Nov. 27	South Alabama	(N1)	120	67
Dec. 5	VCU	(H)	93	80
Dec. 7	UT-Martin	(H)	99	77
Dec. 11	San Jose State	(N2)	70	65
Dec. 12	Illinois (ot)	(N2)	103	107
Dec. 14	Grambling	(H)	98	59
Dec. 16	Mercer	(H)	80	48
Dec. 29	Villanova	(N3)	65	64
Dec. 30	Georgia Tech	(N3)	72	83
Jan. 6	Florida	(H)	72	67
Jan. 9	Kentucky (NR,1)	(A)	53	52
Jan. 13	Georgia (19,NR)	(A)	68	87
Jan. 16	Mississippi State (19,NR)	(H)	65	57
Jan. 20	Tennessee	(A)	64	75
Jan. 23	Vanderbilt	(H)	71	75
Jan. 27	Alabama	(H)	84	74
Jan. 30	Ole Miss	(A)	66	69
Feb. 3	LSU	(H)	69	78
Feb. 6	Florida (NR,10)	(A)	58	57
Feb. 10	Kentucky	(H)	62	69
Feb. 13	Georgia	(H)	64	57
Feb. 17	Mississippi State	(A)	77	61
Feb. 20	Tennessee	(H)	73	68
Feb. 24	Vanderbilt (NR,17)	(A)	81	68
Feb. 27	Alabama	(A)	77	82
Mar. 2	Ole Miss	(H)	92	76
Mar. 5	LSU	(A)	89	80
Mar. 11	Georgia	(N4)	60	65
Mar. 17	Bradley (NR,11)	(N5)	90	86
Mar. 19	Oklahoma (NR,8)	(N5)	87	107

(N1) Birmingham, Ala.
(N2) Illini Classic, Champaign, Ill.
(N3) Cotton States Classic, Atlanta, Ga.
(N4) SEC Tournament, Baton Rouge, La.
(N5) NCAA Tournament, Atlanta, Ga.

1988-89 Won 9, Lost 19 (2-16 SEC)
COACH: Sonny Smith

			AU	Opp.
Nov. 26	Mount St. Mary's	(H)	89	83
Nov. 29	Georgia State	(H)	74	70
Dec. 3	Mercer	(H)	87	66
Dec. 10	Texas Southern	(H)	109	81
Dec. 14	Vanderbilt	(A)	77	93
Dec. 17	Jackson State	(H)	74	51
Dec. 20	VCU	(A)	85	79
Dec. 28	Villanova	(N1)	83	84
Dec. 29	Central Florida	(N1)	95	68
Jan. 4	Tennessee (NR,19)	(H)	73	84
Jan. 7	LSU	(A)	77	104
Jan. 11	Mississippi State	(A)	56	69
Jan. 14	Florida	(H)	75	79
Jan. 18	Ole Miss	(H)	64	65
Jan. 25	Kentucky	(A)	76	86
Jan. 28	Alabama	(H)	64	67
Feb. 2	Georgia	(H)	62	75
Feb. 4	Tennessee	(A)	72	89
Feb. 8	LSU (NR,19)	(H)	91	104
Feb. 11	Mississippi State	(H)	70	68
Feb. 15	Florida	(A)	79	90
Feb. 18	Ole Miss	(A)	77	80
Feb. 20	Kentucky	(H)	77	75
Feb. 22	Vanderbilt	(H)	62	77
Feb. 25	UAB	(A)	76	105
Mar. 2	Alabama	(A)	58	74
Mar. 4	Georgia	(A)	76	80
Mar. 9	Ole Miss	(N2)	68	80

(N1) Red Lobster Classic, Orlando, Fla.
(N2) SEC Tournament, Knoxville, Tenn.



TOMMY JOE EAGLES
1989-94
5-year career
Record: 64-78 (29-55 SEC)

1989-90 Won 13, Lost 18 (8-10 SEC)
COACH: Tommy Joe Eagles
CAPTAINS: Derrick Dennison, Zane Arnold

			AU	Opp.
Nov. 24	Michigan State	(N1)	79	92
Nov. 25	Connecticut	(N1)	81	95
Nov. 26	Alaska-Anchorage	(A1)	94	109
Dec. 1	UAB	(H)	65	75
Dec. 3	Florida State	(A)	78	82
Dec. 9	Duquesne	(N2)	79	74
Dec. 11	Alabama State	(H)	98	79
Dec. 21	Tennessee Tech	(N3)	70	72
Dec. 28	Navy	(N4)	75	61
Dec. 29	Southern Mississippi	(N4)	73	84
Jan. 3	Tennessee	(A)	70	72
Jan. 6	LSU (NR,17)	(H)	70	77
Jan. 10	Mississippi State	(H)	93	71
Jan. 13	Florida	(A)	62	84
Jan. 17	Ole Miss	(A)	72	80
Jan. 20	Vanderbilt	(H)	82	79
Jan. 24	Kentucky	(H)	74	70
Jan. 27	Alabama (NR,24)	(A)	59	78
Jan. 31	Georgia	(A)	75	88
Feb. 3	Tennessee	(H)	89	83
Feb. 5	Georgia State	(A)	79	66
Feb. 7	LSU (NR,11)	(A)	71	82
Feb. 10	Mississippi State	(A)	77	74
Feb. 14	Florida	(H)	75	55
Feb. 17	Ole Miss	(H)	95	84
Feb. 20	Vanderbilt	(A)	87	74
Feb. 24	Kentucky	(A)	95	98
Feb. 28	Alabama	(H)	65	80
Mar. 3	Georgia	(H)	79	94
Mar. 9	LSU (NR,16)	(N5)	78	76
Mar. 10	Alabama	(N5)	71	87

(N1,A1) Great Alaska Shootout, Anchorage, Alaska
(N2) Birmingham, Ala.
(N3) Huntsville, Ala.
(N4) Blue Angels Classic, Pensacola, Fla.
(N5) SEC Tournament, Orlando, Fla.

1990-91 Won 13, Lost 16 (5-13 SEC)
COACH: Tommy Joe Eagles
CAPTAINS: John Caylor, Zane Arnold

			AU	Opp.
Nov. 24	Texas Southern	(H)	85	77
Nov. 26	Georgia State	(H)	83	65
Nov. 30	UAB	(A)	65	71
Dec. 8	Ohio	(H)	75	65
Dec. 13	Duquesne	(A)	75	71
Dec. 15	Florida State	(H)	99	96
Dec. 17	Texas A&M	(H)	95	71
Dec. 27	Villanova	(N1)	71	88
Dec. 28	Tulane	(N1)	84	71
Jan. 3	Alabama	(H)	56	68
Jan. 5	Florida	(A)	82	84
Jan. 9	Ole Miss	(A)	62	60
Jan. 12	LSU	(H)	84	96
Jan. 16	Vanderbilt	(H)	59	80
Jan. 19	Tennessee	(A)	67	63
Jan. 23	Georgia (2ot)	(A)	59	58
Jan. 26	Mississippi State	(H)	64	84
Jan. 29	Kentucky (NR,10)	(H)	81	89
Feb. 2	Alabama	(A)	80	88
Feb. 6	Florida (ot)	(H)	84	87
Feb. 9	Ole Miss	(H)	72	69
Feb. 13	LSU (NR,20)	(A)	61	98
Feb. 16	Vanderbilt	(A)	70	90
Feb. 19	Tennessee	(H)	74	65
Feb. 23	Georgia	(H)	77	86
Feb. 27	Mississippi State	(A)	76	94
Mar. 2	Kentucky (NR,13)	(A)	93	114
Mar. 8	LSU (NR,16)	(N2)	92	77
Mar. 9	Alabama (NR,24)	(N2)	59	77

(N1) USF&G Sugar Bowl Tournament, New Orleans, La.
(N2) SEC Tournament, Nashville, Tenn.

1991-92 Won 12, Lost 15 (5-11 SEC)
COACH: Tommy Joe Eagles
CAPTAINS: Chris Brandt, Champ Wrencher

			AU	Opp.
Nov. 25	SIU-Edwardsville	(H)	109	86
Nov. 29	UAB	(N1)	74	88
Dec. 4	Texas A&M	(A)	86	83
Dec. 11	Troy State	(H)	141	116
Dec. 14	Southern Miss	(H)	93	78
Dec. 17	UNLV	(A)	82	85
Dec. 20	Slippery Rock	(N2)	93	66
Dec. 21	South Alabama	(N2)	87	107
Dec. 28	Eastern Kentucky	(N3)	104	92
Dec. 29	UT-Chattanooga	(N3)	75	87
Jan. 4	Arkansas (NR,16)	(A)	92	110
Jan. 8	LSU	(H)	70	87
Jan. 13	Ole Miss	(A)	96	83
Jan. 18	Alabama (NR,9)	(H)	81	63
Jan. 22	South Carolina	(H)	85	68
Jan. 25	Tennessee	(A)	74	82
Jan. 29	Mississippi State	(H)	72	75
Feb. 1	Georgia	(H)	89	84
Feb. 4	Vanderbilt	(A)	83	89
Feb. 8	Kentucky (NR,19)	(H)	67	85
Feb. 12	James Madison	(H)	87	71
Feb. 19	Florida	(A)	81	92
Feb. 22	LSU	(A)	82	99
Feb. 26	Arkansas (NR,9)	(H)	74	82
Feb. 29	Ole Miss	(H)	110	84
Mar. 4	Mississippi State	(A)	70	77
Mar. 7	Alabama (NR,20)	(A)	80	82

(N1) Birmingham-Jefferson Civic Center
(N2) Blue Angels Classic, Pensacola, Fla.
(N3) Dr. Pepper Classic, Chattanooga, Tenn.

1992-93 Won 15, Lost 12 (8-8 SEC)
COACH: Tommy Joe Eagles
CAPTAIN: Reggie Gallon

			AU	Opp.
Dec. 1	Louisiana College	(H)	98	60
Dec. 5	James Madison	(A)	80	89
Dec. 15	Lincoln Memorial	(H)	77	51
Dec. 18	Louisiana Tech	(N1)	65	45
Dec. 19	UNC-Wilmington	(A1)	80	91
Dec. 21	Centenary	(H)	86	61
Dec. 28	Old Dominion	(H)	96	85
Jan. 3	Mississippi State	(A)	71	77
Jan. 6	Florida	(H)	73	76
Jan. 9	LSU	(A)	81	87
Jan. 16	South Carolina	(A)	83	81
Jan. 20	Tennessee	(H)	88	75
Jan. 23	Arkansas (NR,8)	(A)	100	89
Jan. 27	Alabama	(A)	78	81
Jan. 30	Vanderbilt (NR,15)	(H)	70	73
Feb. 3	Ole Miss	(A)	85	74
Feb. 6	Georgia	(A)	69	96
Feb. 9	UAB	(A)	86	74
Feb. 13	LSU	(H)	73	75
Feb. 17	Mississippi State	(H)	83	77
Feb. 22	Southern Miss	(A)	81	75
Feb. 24	Ole Miss	(H)	83	73
Feb. 27	Kentucky (NR,2)	(A)	78	80
Mar. 3	Alabama	(H)	78	70
Mar. 6	Arkansas (NR,13)	(H)	81	80
Mar. 11	Tennessee	(N2)	76	78
Mar. 18	Clemson (NIT)	(A)	72	84

(N1,A1) USAir East Coast Classic, Wilmington, N.C.
(N2) SEC Tournament, Lexington, Ky.

1993-94 Won 11, Lost 17 (3-13 SEC)
COACH: Tommy Joe Eagles
CAPTAINS: Wesley Person, Aaron Swinson

			AU	Opp.
Nov. 28	UNC-Wilmington	(H)	94	75
Nov. 30	Nicholls State	(H)	76	79
Dec. 7	Ball State	(H)	92	87
Dec. 9	Troy State	(H)	113	86
Dec. 16	UAB	(H)	65	69
Dec. 18	Old Dominion	(A)	101	87
Dec. 28	Michigan (NR,7)	(N1)	81	102
Dec. 30	Fordham	(N1)	81	60
Jan. 5	Georgia (ot)	(H)	80	83
Jan. 8	LSU	(A)	72	83
Jan. 12	Mississippi State (ot)	(H)	86	91



Year-by-Year Scores

Jan. 15	Arkansas (NR,3)	(H)	105	117
Jan. 19	Ole Miss (2ot)	(A)	85	88
Jan. 22	Tennessee	(A)	85	92
Jan. 25	Alabama	(H)	69	74
Jan. 30	Kentucky (NR,7)	(H)	74	91
Feb. 2	Florida (NR,24)	(A)	67	68
Feb. 5	Florida Atlantic	(H)	91	78
Feb. 9	Vanderbilt	(A)	60	84
Feb. 12	LSU	(H)	111	83
Feb. 16	South Carolina	(H)	88	70
Feb. 19	Mississippi State	(A)	76	65
Feb. 22	Southern Miss	(H)	89	73
Feb. 26	Arkansas (NR,1)	(A)	81	91
Mar. 2	Ole Miss	(H)	62	68
Mar. 5	Alabama	(A)	68	83
Mar. 10	Vanderbilt	(N2)	81	56
Mar. 11	Alabama	(N2)	55	83

(N1) Bank One Fiesta Bowl Basketball Classic, Tucson, Ariz.
(N2) SEC Tournament, The Pyramid, Memphis, Tenn.

CLIFF ELLIS
1994-2004
10-year career
Record: 186-125 (73-87 SEC)

1994-95 Won 16, Lost 13 (7-9 SEC)
COACH: Cliff Ellis
CAPTAINS: Wes Flanigan, Moochie Norris, Lance Weems

		AU	Opp.
Nov. 26	Lynn	(H)	78 70
Nov. 30	UAB	(A)	60 54
Dec. 2	Georgia Southern	(N1)	77 45
Dec. 3	Ball State	(A1)	74 82
Dec. 12	West Florida	(H)	96 59
Dec. 14	Troy State	(H)	95 71
Dec. 17	Alabama State	(H)	102 62
Dec. 29	Florida A&M	(A2)	83 70
Dec. 30	Kansas State	(N2)	75 78
Jan. 4	Kentucky (NR,6)	(A)	64 98
Jan. 8	Ole Miss	(H)	88 74
Jan. 11	LSU	(H)	73 76
Jan. 14	Arkansas (NR,4)	(H)	104 90
Jan. 18	Tennessee	(H)	61 57
Jan. 21	Georgia	(A)	77 83
Jan. 25	Florida (NR,23)	(H)	77 71
Feb. 1	Alabama (NR,20)	(A)	63 65
Feb. 4	Ole Miss	(A)	75 77
Feb. 8	Vanderbilt	(H)	59 77
Feb. 11	Mississippi State (NR,21)	(A)	70 69
Feb. 15	South Carolina	(A)	80 78
Feb. 18	Alabama (NR,18)	(H)	73 86
Feb. 22	Southern Mississippi	(A)	81 79
Feb. 25	LSU	(A)	78 89
Mar. 1	Mississippi State (NR,14)	(H)	76 69
Mar. 4	Arkansas (NR,7)	(A)	66 68
Mar. 9	South Carolina	(N3)	81 66
Mar. 10	Kentucky (NR,3)	(N3)	81 93
Mar. 15	Marquette (NIT)	(H)	61 68

(N1,A1) Cardinal Varsity Club Classic, Muncie, Ind.
(N2,A2) Capital City Classic, Tallahassee, Fla.
(N3) SEC Tournament, Georgia Dome, Atlanta, Ga.

1995-96 Won 19, Lost 13 (6-10 SEC)
COACH: Cliff Ellis
CAPTAINS: Ray Donald, Wes Flanigan, Lance Weems

		AU	Opp.
Nov. 24	La Salle	(N1)	70 60
Nov. 25	James Madison	(N1)	82 71
Nov. 26	Louisville (NR,13)	(N1)	82 78
Nov. 30	Jacksonville State	(H)	91 74
Dec. 3	UAB	(H)	54 66
Dec. 8	Liberty	(N2)	63 58
Dec. 9	Baylor	(A2)	83 64
Dec. 12	South Alabama	(A)	59 50
Dec. 15	Northeast Louisiana	(H)	80 71
Dec. 17	Coastal Carolina	(H)	82 66
Dec. 19	Wofford	(H)	73 56
Dec. 29	Norfolk State	(N3)	92 56
Dec. 30	Florida A&M	(A3)	84 54
Jan. 3	Tennessee	(A)	62 66
Jan. 6	Arkansas	(H)	101 76
Jan. 10	Alabama	(A)	65 72
Jan. 13	Georgia (NR,17)	(H)	89 86
Jan. 21	LSU (23,NR)	(H)	95 87
Jan. 24	Ole Miss (21,NR)	(A)	69 82

Jan. 31	Vanderbilt (22,NR)	(A)	62 76
Feb. 4	Miss. State (22,NR) (ot)	(H)	75 78
Feb. 7	South Carolina (22,NR)	(H)	84 73
Feb. 10	Florida (22,NR)	(A)	73 70
Feb. 14	Alabama	(H)	72 75
Feb. 17	Arkansas	(A)	77 87
Feb. 21	Ole Miss	(H)	69 62
Feb. 24	LSU	(A)	67 93
Feb. 27	Kentucky (NR,1)	(H)	73 88
Mar. 2	Mississippi State	(A)	51 67
Mar. 7	Vanderbilt	(N4)	68 65
Mar. 8	Mississippi State (NR,25)	(N4)	58 69
Mar. 13	Tulane (NIT) (ot)	(H)	73 87

(N1) Puerto Rico Shootout, Bayamon, P.R.
(N2,A2) Dr. Pepper Invitational, Waco, Texas
(N3,A3) Capital City Classic, Tallahassee, Fla.
(N4) SEC Tournament, Superdome, New Orleans, La.

1996-97 Won 16, Lost 15 (6-10 SEC)
COACH: Cliff Ellis
CAPTAINS: Wes Flanigan, Pat Burke

		AU	Opp.
Nov. 22	UAB	(A)	57 64
Nov. 25	Arkansas-Pine Bluff	(H)	89 56
Nov. 29	Colorado (ot)	(N1)	72 78
Nov. 30	Hawaii-Hilo (ot)	(A1)	98 92
Dec. 1	TCU	(N1)	66 86
Dec. 5	Arkansas-Little Rock	(H)	75 63
Dec. 7	Georgia State	(H)	66 48
Dec. 14	Baylor	(H)	63 68
Dec. 15	Western Carolina	(H)	80 55
Dec. 18	South Alabama	(H)	60 51
Dec. 21	Murray State	(N2)	86 72
Dec. 28	Florida A&M	(A)	95 57
Dec. 30	Winthrop	(H)	80 55
Jan. 4	South Carolina	(A)	56 66
Jan. 8	Arkansas	(H)	55 56
Jan. 11	Florida	(H)	79 65
Jan. 15	Tennessee	(H)	43 35
Jan. 18	Kentucky (NR,4)	(A)	53 77
Jan. 22	LSU	(A)	59 75
Jan. 25	Georgia	(A)	48 53
Jan. 28	Alabama	(H)	72 62
Feb. 1	Ole Miss	(A)	46 57
Feb. 5	Mississippi State	(H)	81 68
Feb. 8	LSU	(H)	76 72
Feb. 11	Arkansas	(A)	42 75
Feb. 15	Vanderbilt	(H)	61 75
Feb. 22	Alabama	(A)	50 55
Feb. 26	Mississippi State	(A)	68 64
Mar. 1	Ole Miss	(H)	63 71
Mar. 6	Tennessee	(N3)	67 54
Mar. 7	Kentucky (NR,6)	(N3)	50 92

(N1,A1) Big Island Invitational, Hilo, Hawaii
(N2) Mulligan Holiday Hoopfest, Birmingham, Ala.
(N3) SEC Tournament, The Pyramid, Memphis, Tenn.

1997-98 Won 16, Lost 14 (7-9 SEC)
COACH: Cliff Ellis
CAPTAINS: Franklin Williams, Doc Robinson

		AU	Opp.
Nov. 11	Temple (NR,24)	(N1)	42 68
Nov. 14	Central Florida	(A)	70 63
Nov. 17	Nicholls State	(H)	96 75
Nov. 21	Southern Miss	(H)	83 70
Nov. 25	Wofford	(H)	68 51
Dec. 6	Florida A&M	(H)	79 69
Dec. 12	Pepperdine	(N2)	55 62
Dec. 13	Weber State	(N2)	63 58
Dec. 16	Jacksonville State	(H)	89 61
Dec. 20	UAB	(N3)	65 71
Dec. 30	Navy	(H)	70 54
Jan. 3	Georgia	(H)	73 62
Jan. 7	Tennessee	(A)	74 69
Jan. 14	LSU	(A)	54 59
Jan. 18	Alabama	(H)	94 40
Jan. 21	Arkansas (NR,18)	(H)	65 79
Jan. 24	South Carolina (NR,14)	(H)	56 61
Jan. 28	Mississippi State	(A)	69 66
Jan. 31	Ole Miss (NR,12)	(H)	68 67
Feb. 4	Alabama	(A)	62 76
Feb. 7	Mississippi State (ot)	(H)	68 66
Feb. 11	Florida	(A)	64 81
Feb. 14	LSU	(H)	66 44
Feb. 18	Vanderbilt	(A)	66 82

Feb. 21	Arkansas	(A)	83 107
Feb. 25	Kentucky (NR,7)	(H)	58 83
Feb. 28	Ole Miss (NR,13)	(A)	67 74
Mar. 5	Florida	(N4)	64 68
Mar. 11	Southern Miss (NIT)	(H)	77 62
Mar. 16	Marquette (NIT) (ot)	(A)	60 75

(N1) NABC Classic, Albuquerque, N.M.
(N2) Cougar Classic, Provo, Utah
(N3) Holiday Hardwood Classic, BJCC, Birmingham, Ala.
(N4) SEC Tournament, Georgia Dome, Atlanta, Ga.

1998-99 Won 29, Lost 4 (14-2 SEC Champions)
COACH: Cliff Ellis
CAPTAINS: Bryant Smith, Doc Robinson
SEC CHAMPIONS

		AU	Opp.
Nov. 13	Southeastern Louisiana	(H)	114 60
Nov. 16	Florida A&M	(H)	94 47
Nov. 19	Central Florida	(H)	77 42
Nov. 23	BYU	(H)	62 43
Nov. 27	Rutgers	(N1)	70 55
Nov. 29	Hawaii	(A1)	84 57
Dec. 3	UNC-Asheville	(H)	91 60
Dec. 6	Florida State	(A)	80 68
Dec. 12	UAB (24,NR)	(A2)	77 64
Dec. 15	Wofford (18,NR)	(H)	79 51
Dec. 19	Navy (18,NR)	(A)	88 70
Dec. 29	Bethune-Cookman (15,NR)	(H)	99 46
Jan. 2	Tennessee (15,NR)	(H)	90 62
Jan. 6	Arkansas (14,18)	(H)	83 66
Jan. 9	LSU (14,NR)	(A)	73 70
Jan. 13	Ole Miss (8,NR)	(A)	74 59
Jan. 16	Florida (8,NR)	(H)	88 69
Jan. 20	Kentucky (6,7)	(A)	62 72
Jan. 23	Alabama (6,NR)	(A)	73 58
Jan. 27	Mississippi State (7,NR)	(H)	64 54
Jan. 30	Georgia (7,NR)	(A)	85 74
Feb. 3	South Carolina (6,NR)	(A)	76 48
Feb. 6	LSU (6,NR)	(H)	80 54
Feb. 9	Ole Miss (3,NR)	(H)	95 66
Feb. 13	Alabama (3,NR)	(H)	102 61
Feb. 17	Vanderbilt (3,NR)	(H)	81 63
Feb. 24	Arkansas (2,NR)	(A)	88 104
Feb. 27	Mississippi State (2,NR)	(A)	76 73
Mar. 5	Alabama (4,NR)	(N3)	93 61
Mar. 6	Kentucky (4,14)	(N3)	57 69
Mar. 11	Winthrop (4,NR)	(N4)	80 41
Mar. 13	Oklahoma State (4,NR)	(N4)	81 74
Mar. 18	Ole State (4,14)	(N5)	64 72

(N1) United Airlines Tip-off Classic, Honolulu, Hawaii
(A2) Arby's Hardwood Classic, BJCC, Birmingham, Ala.
(N3) SEC Tournament, Georgia Dome, Atlanta, Ga.
(N4) NCAA Tourney 1st/2nd Rounds, Indianapolis, Ind.
(N5) NCAA Tournament Sweet 16, Knoxville, Tenn.

1999 Final Rankings

Associated Press	USA Today/ESPN
1. Duke	1. Connecticut
2. Michigan State	2. Duke
3. Connecticut	3. Michigan State
4. Auburn	4. Ohio State
5. Maryland	5. Kentucky
6. Utah	5. St. John's
7. Stanford	7. Auburn
8. Kentucky	8. Maryland
9. St. John's	9. Stanford
10. Miami, Fla.	10. Utah

1999-2000 Won 24, Lost 10 (9-7 SEC)
COACH: Cliff Ellis
CAPTAINS: Doc Robinson, Chris Porter

		AU	Opp.
Nov. 19	UAB (3,NR)	(H)	65 59
Nov. 21	Arkansas-Pine Bluff (3,NR)	(H)	100 44
Nov. 27	Stanford (2,7)	(N1)	58 67
Dec. 1	Belmont (5,NR)	(H)	65 56
Dec. 5	Florida State (5,NR)	(H)	55 54
Dec. 11	Pennsylvania (8,NR)	(N2)	77 70
Dec. 13	Coppin State (6,NR)	(H)	63 35
Dec. 16	Bradley (6,NR)	(N3)	78 64
Dec. 20	Puerto Rico-Mayaguez (6,NR)	(A4)	109 52
Dec. 21	Virginia Tech (6,NR)	(N4)	73 63
Dec. 22	Pepperdine (6,NR)	(N4)	87 76
Dec. 30	Southern Miss (4,NR)	(H)	56 50
Jan. 2	Stony Brook (4,NR)	(H)	100 45



Year-by-Year Scores

Jan. 8	Georgia (4,NR)	(H)	67	52
Jan. 11	Kentucky (4,20)	(H)	66	63
Jan. 16	Mississippi State (4,NR)	(A)	51	45
Jan. 19	South Carolina (4,NR)	(H)	65	61
Jan. 22	Ole Miss (4,NR) (ot)	(A)	77	79
Jan. 25	Tennessee (7,11)	(A)	76	105
Jan. 29	Mississippi State (7,NR)	(H)	73	57
Feb. 2	Alabama (10,NR)	(H)	77	63
Feb. 5	Arkansas (10,NR)	(H)	73	55
Feb. 9	LSU (8,25)	(A)	68	83
Feb. 16	Vanderbilt (11,24)	(A)	86	80
Feb. 19	Ole Miss (11,NR)	(H)	75	72
Feb. 22	Alabama (8,NR)	(A)	64	68
Feb. 27	Florida (8,9)	(A)	59	88
Mar. 1	LSU (13,12)	(H)	53	55
Mar. 5	Arkansas (13,NR)	(A)	55	64
Mar. 10	Florida (23,10)	(N5)	78	70
Mar. 11	So. Carolina (23,NR) (ot)	(N5)	77	72
Mar. 12	Arkansas (23,NR)	(N5)	67	75
Mar. 16	Creighton (22,NR)	(N6)	72	69
Mar. 18	Iowa State (22,6)	(N6)	60	79

(N1) Wooden Classic, Arrowhead Pond, Anaheim, Calif.
 (N2) Arby's Hardwood Classic, BJCC, Birmingham, Ala.
 (N3) Coors Classic, Mitchell Center, Mobile, Ala.
 (N4) San Juan Shootout, Morales Coliseum, San Juan, P.R.
 (N5) SEC Tournament, Georgia Dome, Atlanta, Ga.
 (N6) NCAA Tourney 1st/2nd Rounds, Minneapolis, MN

2000 Final Rankings	
Associated Press	USA Today/ESPN
1. Duke	1. Michigan State
2. Michigan State	2. Florida
3. Stanford	3. Iowa State
4. Arizona	4. Duke
5. Temple	5. Stanford
6. Iowa State	6. Oklahoma State
7. Cincinnati	7. Cincinnati
8. Ohio State	8. Arizona
9. St. John's	9. Tulsa
10. LSU	10. Temple
24. Auburn	

2000-01 Won 18, Lost 14 (7-9 SEC)
 COACH: Cliff Ellis
 CAPTAINS: Scott Pohlman, Reggie Sharp

	AU	Opp.
Nov. 17	Florida A&M (H)	87 52
Nov. 19	Jacksonville State (H)	91 51
Nov. 20	Mercer (H)	88 92
Nov. 24	Robert Morris (N1)	89 71
Nov. 25	Toledo (2ot) (N1)	90 95
Nov. 26	Providence (N1)	80 69
Dec. 1	South Alabama (H)	66 68
Dec. 4	Louisiana-Lafayette (H)	93 86
Dec. 5	Grambling (H)	104 60
Dec. 9	Detroit (N2)	75 72
Dec. 16	Oregon (ot) (N3)	101 97
Dec. 19	Georgia Southern (H)	93 79
Dec. 30	Southern Miss (H)	73 69
Jan. 6	Tennessee (NR,5) (2ot) (H)	88 96
Jan. 10	Georgia (ot) (A)	80 85
Jan. 13	LSU (H)	85 69
Jan. 17	Arkansas (A)	72 82
Jan. 20	South Carolina (A)	60 57
Jan. 24	Florida (NR,14) (H)	63 65
Jan. 27	Alabama (NR,15) (A)	80 81
Jan. 31	Mississippi State (H)	60 56
Feb. 3	Ole Miss (H)	70 74
Feb. 10	LSU (A)	76 65
Feb. 14	Arkansas (H)	71 63
Feb. 17	Mississippi State (A)	74 85
Feb. 21	Alabama (NR,14) (ot) (H)	72 69
Feb. 24	Ole Miss (NR,12) (A)	62 64
Feb. 28	Kentucky (NR,15) (A)	78 90
Mar. 3	Vanderbilt (H)	69 66
Mar. 8	Tennessee (NR,24) (N4)	66 73
Mar. 14	Miami, Fla. (NIT) (H)	60 58
Mar. 20	Purdue (NIT) (A)	61 79

(N1) Energia Systems Thanksgiving Tour, Kansas City, Mo.
 (N2) Arby's Hardwood Classic, BJCC, Birmingham, Ala.
 (N3) Las Vegas Showdown, Las Vegas, Nev.
 (N4) SEC Tourney, Gaylord Enter. Center, Nashville, TN

2001-02 Won 12, Lost 16 (4-12 SEC)
 COACH: Cliff Ellis
 CAPTAINS: Marquis Daniels, Adam Harrington

	AU	Opp.
Nov. 16	High Point (H)	63 59
Nov. 18	Jacksonville State (H)	75 53
Nov. 24	Rutgers (A)	56 57
Nov. 27	McNeese State (H)	78 74
Nov. 30	Florida International (H)	67 55
Dec. 4	Louisiana Tech (H)	66 67
Dec. 8	Virginia (NR,7) (N1)	72 77
Dec. 15	Marshall (N2)	78 60
Dec. 18	South Alabama (H)	73 58
Dec. 20	UNC-Asheville (H)	83 38
Dec. 29	Southern Miss (H)	64 55
Jan. 5	Arkansas (H)	77 83
Jan. 9	Ole Miss (A)	65 69
Jan. 12	Alabama (NR,14) (H)	59 56
Jan. 16	Vanderbilt (A)	67 73
Jan. 19	LSU (A)	58 75
Jan. 22	Kentucky (NR,8) (H)	62 69
Jan. 27	Tennessee (A)	59 82
Jan. 30	Mississippi State (H)	64 72
Feb. 2	Arkansas (A)	60 62
Feb. 9	Georgia (NR,17) (H)	75 72
Feb. 13	Ole Miss (H)	65 62
Feb. 16	Mississippi State (A)	53 89
Feb. 20	Florida (NR,8) (A)	61 89
Feb. 23	South Carolina (H)	50 46
Feb. 27	Alabama (NR,6) (A)	68 73
Mar. 2	LSU (H)	54 59
Mar. 7	Florida (NR,11) (N3)	63 81

(N1) Arby's Hardwood Classic, Birmingham, Ala.
 (N2) Coors Classic, Mobile, Ala.
 (N3) SEC Tournament, Georgia Dome, Atlanta, Ga.

2002-03 Won 22, Lost 12 (8-8 SEC)
 COACH: Cliff Ellis
 CAPTAINS: Marquis Daniels, Derrick Bird

	AU	Opp.
Nov. 22	Wofford (H)	81 63
Nov. 26	Georgia State (H)	100 71
Dec. 1	Western Kentucky (N1)	70 89
Dec. 2	Southeastern Louisiana (H)	77 47
Dec. 4	South Carolina State (H)	85 65
Dec. 8	Rutgers (H)	82 70
Dec. 14	Murray State (H)	72 53
Dec. 17	Western Michigan (H)	54 72
Dec. 20	Puerto Rico-Mayaguez (A2)	94 64
Dec. 21	Denver (N2)	63 58
Dec. 22	Troy State (N2)	94 66
Dec. 30	Southern Miss (H)	92 46
Jan. 2	North Texas (H)	90 65
Jan. 8	Vanderbilt (H)	62 59
Jan. 11	Arkansas (A)	52 37
Jan. 15	South Carolina (A)	67 60
Jan. 18	Alabama (NR,9) (H)	77 68
Jan. 22	Kentucky (24,8) (A)	51 67
Jan. 25	Georgia (24,19) (A)	79 85
Feb. 1	Tennessee (H)	57 60
Feb. 5	Ole Miss (H)	77 71
Feb. 8	LSU (H)	56 54
Feb. 15	Alabama (A)	68 84
Feb. 19	Mississippi State (NR,19) (H)	46 63
Feb. 22	Ole Miss (A)	80 75
Feb. 26	LSU (A)	63 94
Mar. 1	Florida (NR,4) (H)	70 73
Mar. 5	Arkansas (H)	69 54
Mar. 8	Mississippi State (NR,21) (A)	45 67
Mar. 14	Tennessee (N3)	66 53
Mar. 15	Kentucky (NR,2) (N3)	58 78
Mar. 21	Saint Joseph's (ot) (N4)	65 63
Mar. 23	Wake Forest (NR,8) (N4)	68 62
Mar. 28	Syracuse (NR,12) (N5)	78 79


(N1) Nashville, Tenn., Gaylord Entertainment Center
 (A2, N2) San Juan Shootout, Caguas, P.R.
 (N3) SEC Tournament, Superdome, New Orleans, La.
 (N4) NCAA Tournament 1st/2nd Rounds, Tampa, Fla.
 (N5) NCAA Tournament Sweet 16, Albany, N.Y.

2003-04 Won 14, Lost 14 (5-11 SEC)
 COACH: Cliff Ellis
 CAPTAIN: Kyle Davis

	AU	Opp.
Nov. 17	College of Charleston (H1)	66 62

Nov. 21	Western Kentucky (H)	86 64
Nov. 23	Maryland-Eastern Shore (H)	85 61
Nov. 29	Grambling State (N1)	105 56
Dec. 1	Colorado State (H)	84 54
Dec. 7	Air Force (H)	68 49
Dec. 10	Montana (H)	73 51
Dec. 20	UNLV (A1)	69 82
Dec. 22	Georgia State (H)	72 77
Dec. 30	Southern Miss (H)	78 60
Jan. 2	New Orleans (H)	70 55
Jan. 7	Vanderbilt (NR,20) (A)	53 59
Jan. 10	Ole Miss (H)	80 53
Jan. 14	South Carolina (ot) (H)	51 53
Jan. 17	Alabama (A)	46 69
Jan. 21	Arkansas (H)	70 63
Jan. 24	Florida (NR,17) (A)	52 68
Jan. 31	Mississippi State (NR,11) (H)	68 73
Feb. 4	Arkansas (A)	52 74
Feb. 7	Georgia (H)	57 54
Feb. 14	Ole Miss (A)	68 72
Feb. 18	LSU (NR,24) (A)	80 68
Feb. 21	Kentucky (NR,9) (H)	59 68
Feb. 24	Alabama (H)	71 72
Feb. 28	Tennessee (A)	69 75
Mar. 2	Mississippi State (NR,5) (A)	91 105
Mar. 6	LSU (H)	78 66
Mar. 11	Georgia (N2)	59 73

(H1) NABC Classic, Auburn, Ala.
 (N1) Huntsville, Ala.
 (A1) Las Vegas Showdown, Las Vegas, Nev.
 (N2) SEC Tournament, Georgia Dome, Atlanta, Ga.



JEFF LEBO
 2004-10
 6-year career
 Record: 96-93 (35-61 SEC)

2004-05 Won 14, Lost 17 (4-12 SEC)
 COACH: Jeff Lebo
 CAPTAINS: Nathan Watson, Ian Young, Quinell Brown

	AU	Opp.
Nov. 19	Temple (A)	80 78
Nov. 22	Furman (H)	85 74
Nov. 24	Nicholls State (H)	92 78
Nov. 27	Louisiana Tech (H)	79 67
Nov. 30	Colorado State (ot) (H)	79 76
Dec. 3	Virginia (NR,24) (N1)	87 89
Dec. 5	Wofford (H)	78 85
Dec. 7	College of Charleston (A)	76 61
Dec. 12	UNLV (ot) (H)	87 91
Dec. 20	Delaware (N2)	74 46
Dec. 21	Middle Tennessee State (N2)	79 74
Dec. 22	Toledo (N2)	65 68
Dec. 30	Belmont (H)	73 69
Jan. 5	Mississippi State (NR,18) (A)	53 90
Jan. 12	Florida (ot) (H)	78 84
Jan. 15	Ole Miss (H)	72 79
Jan. 22	Arkansas (A)	59 95
Jan. 26	Alabama (NR,14) (H)	55 60
Jan. 29	Tennessee (H)	62 59
Feb. 2	Ole Miss (A)	55 70
Feb. 5	Mississippi State (H)	90 76
Feb. 9	LSU (A)	69 90
Feb. 12	South Carolina (A)	74 71
Feb. 16	Vanderbilt (H)	43 67
Feb. 19	Georgia (A)	45 57
Feb. 23	Kentucky (NR,5) (A)	73 81
Feb. 26	LSU (H)	64 77
Mar. 2	Alabama (NR,19) (A)	53 94
Mar. 5	Arkansas (H)	77 64
Mar. 10	Vanderbilt (N3)	77 73
Mar. 11	LSU (N3)	58 89

(N1) Richmond, Va. (Siegel Center)
 (N2) San Juan Shootout (Carolina, P.R.)
 (N3) SEC Tournament, Georgia Dome, Atlanta, Ga.

2005-06 Won 12, Lost 16 (4-12 SEC)
 COACH: Jeff Lebo
 CAPTAINS: Ronny LeMelle, Frank Tolbert

	AU	Opp.
Nov. 20	Lipscomb (H)	69 54
Nov. 25	Gardner-Webb (H)	70 43
Nov. 28	Colorado State (A)	67 77
Dec. 1	McNeese State (H)	91 76
Dec. 4	Pittsburgh (A)	41 78



Year-by-Year Scores

Dec. 14	Southeastern Louisiana	(H)	66	51
Dec. 18	Temple	(H)	73	42
Dec. 22	Texas A&M	(A)	67	72
Dec. 29	Winthrop	(H)	64	62
Dec. 31	Jacksonville State	(H)	87	83
Jan. 4	Southern Miss	(H)	80	57
Jan. 7	Vanderbilt	(A)	50	74
Jan. 11	Alabama	(H)	52	56
Jan. 14	Florida (NR,2)	(A)	57	69
Jan. 21	Arkansas	(H)	52	68
Jan. 24	Kentucky	(H)	62	71
Jan. 28	Georgia	(H)	66	65
Feb. 1	LSU (NR,24)	(A)	69	84
Feb. 4	Mississippi State	(A)	53	71
Feb. 8	Ole Miss	(H)	58	50
Feb. 11	Arkansas	(A)	64	84
Feb. 15	Tennessee (NR,8)	(A)	89	105
Feb. 18	LSU (NR,25)	(H)	61	65
Feb. 22	Mississippi State	(H)	75	71
Feb. 25	Ole Miss	(A)	58	54
Mar. 1	Alabama	(A)	61	71
Mar. 4	South Carolina	(H)	63	67
Mar. 9	Vanderbilt	(N1)	71	76

(N1) SEC Tournament, Gaylord Enter. Center, Nashville, Tenn.

2006-07 Won 17, Lost 15 (7-9 SEC)
 COACH: Jeff Lebo
 CAPTAINS: Quantez Robertson, Korvotney Barber, Rasheem Barrett

Nov. 10	Troy	(H)	71	68
Nov. 17	Winston-Salem State	(H)	95	62
Nov. 19	East Tennessee State	(H1)	64	58
Nov. 21	Miles College	(H1)	79	58
Nov. 24	Oklahoma State	(N2)	65	66
Nov. 25	Wisconsin (NR,7)	(N2)	63	77
Nov. 28	Nicholls State (ot)	(H)	92	87
Nov. 30	Louisiana-Monroe	(H)	81	60
Dec. 3	Pittsburgh (NR,2)	(H)	66	74
Dec. 6	South Alabama	(H)	82	71
Dec. 16	Wofford	(H)	86	76
Dec. 19	Tennessee State	(H)	86	59
Dec. 22	Texas A&M (NR,13)	(H)	58	87
Dec. 30	Charleston Southern	(H)	69	53
Jan. 2	Southern Miss	(A)	54	56
Jan. 6	Vanderbilt	(H)	68	65
Jan. 8	Kentucky	(A)	57	84
Jan. 13	LSU (NR,13)	(A)	63	65
Jan. 17	Tennessee (NR,22)	(H)	83	80
Jan. 20	Mississippi State	(A)	76	87
Jan. 23	Alabama (NR,12)	(H)	81	57
Jan. 27	Florida (NR,1)	(H)	66	91
Jan. 31	South Carolina	(A)	80	75
Feb. 3	Ole Miss	(H)	59	82
Feb. 7	Arkansas	(A)	57	65
Feb. 10	Mississippi State	(H)	83	91
Feb. 17	Georgia	(A)	79	86
Feb. 21	Arkansas	(H)	67	59
Feb. 24	Alabama (NR,25)	(A)	86	77
Feb. 28	LSU	(H)	80	68
Mar. 3	Ole Miss	(A)	79	83
Mar. 8	Georgia	(N3)	65	80

(H1) South Padre Inv. (Auburn, Ala.)
 (N2) South Padre Inv. (South Padre Island, Texas)
 (N3) SEC Tournament, Georgia Dome, Atlanta, Ga.

2007-08 Won 14, Lost 16 (4-12 SEC)
 COACH: Jeff Lebo
 CAPTAINS: Quantez Robertson, Korvotney Barber

Nov. 9	Tulane	(A)	62	77
Nov. 13	Kennesaw State	(H)	74	62
Nov. 16	Alabama State	(A)	63	60
Nov. 19	Charleston Southern	(A1)	89	59
Dec. 2	George Washington	(N2)	74	70
Dec. 5	West Virginia	(N3)	59	88
Dec. 15	Southern	(N4)	71	63
Dec. 19	Mercer	(H)	68	59
Dec. 22	Alabama A&M	(H)	67	56
Dec. 29	Towson	(H)	79	59
Jan. 2	Texas A&M-Corpus Christi	(H)	76	58
Jan. 6	Xavier	(H)	57	80
Jan. 10	Arkansas	(H)	70	76
Jan. 12	Florida	(A)	56	72
Jan. 16	LSU	(A)	74	67

Jan. 19	Ole Miss (NR,15)	(H)	80	77
Jan. 22	Presbyterian	(H)	78	65
Jan. 26	Alabama	(A)	77	97
Jan. 30	LSU	(H)	80	81
Feb. 2	Vanderbilt (NR,18)	(A)	71	78
Feb. 6	Kentucky	(H)	63	66
Feb. 9	Mississippi State	(H)	64	83
Feb. 16	Ole Miss	(A)	90	78
Feb. 20	Tennessee (NR,2)	(A)	70	89
Feb. 24	Alabama	(H)	88	76
Feb. 27	Mississippi State	(A)	78	89
Mar. 1	South Carolina	(H)	63	69
Mar. 5	Georgia	(H)	54	59
Mar. 8	Arkansas	(A)	64	77
Mar. 13	Vanderbilt (NR,17)	(N5)	82	93

(A1) North Charleston, SC (N. Charleston Coliseum)
 (N2) BB&T Classic (Washington, DC, Verizon Center)
 (N3) Big East/SEC Inv. (Birmingham, AL, BJCC Arena)
 (N4) Coors Classic (Mobile, AL, Mitchell Center)
 (N5) SEC Tournament (Atlanta, GA, Georgia Dome)

2008-09 Won 24, Lost 12 (10-6 SEC)
 COACH: Jeff Lebo
 CAPTAINS: Quantez Robertson, Korvotney Barber

Nov. 14	Missouri State	(H)	75	60
Nov. 19	Mercer	(H1)	74	78
Nov. 22	George Washington	(H)	83	71
Nov. 25	Bethune-Cookman	(H1)	61	46
Nov. 28	Dayton (ot)	(N2)	59	60
Nov. 29	Northern Iowa	(N2)	61	67
Dec. 3	Xavier	(A)	74	81
Dec. 6	Louisiana-Monroe	(H)	78	55
Dec. 17	Tuskegee	(H)	75	32
Dec. 20	Virginia	(A)	58	56
Dec. 22	Alabama State	(H)	77	72
Dec. 29	Alabama A&M	(H)	82	40
Dec. 31	Southeastern Louisiana	(H)	77	65
Jan. 3	Tulane	(H)	78	53
Jan. 10	South Carolina	(A)	56	68
Jan. 14	Florida	(H)	65	68
Jan. 17	Alabama	(H)	85	71
Jan. 21	Kentucky	(A)	64	73
Jan. 24	Arkansas	(A)	73	51
Jan. 27	Texas-Pan American	(H)	66	63
Jan. 31	Vanderbilt	(H)	75	82
Feb. 4	Ole Miss	(A)	59	78
Feb. 7	Tennessee	(H)	78	77
Feb. 11	Arkansas	(H)	75	62
Feb. 14	Mississippi State	(H)	91	76
Feb. 18	Georgia	(A)	71	59
Feb. 21	LSU (NR,23)	(A)	72	79
Feb. 25	Ole Miss	(H)	77	64
Feb. 28	Mississippi State	(A)	76	58
Mar. 3	Alabama	(A)	77	73
Mar. 7	LSU (NR,11)	(H)	69	53
Mar. 13	Florida	(N3)	61	58
Mar. 14	Tennessee	(N3)	85	94
Mar. 18	UT Martin	(H4)	87	82
Mar. 20	Tulsa	(H4)	74	55
Mar. 24	Baylor	(H4)	72	74

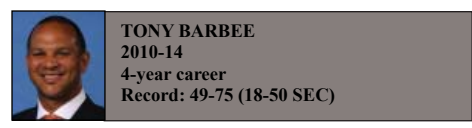
(H1) Chicago Invitational (Auburn, AL)
 (N2) Chicago Inv. (Hoffman Estates, IL, Sears Centre)
 (N3) SEC Tournament (Tampa, FL, St. Pete Times Forum)
 (H4) NIT (Auburn, AL)

2009-10 Won 15, Lost 17 (6-10 SEC)
 COACH: Jeff Lebo
 CAPTAINS: Lucas Hargrove, Frankie Sullivan

Nov. 13	Niagara	(H)	69	65
Nov. 16	Missouri State	(A)	62	73
Nov. 20	Central Florida	(N1)	74	84
Nov. 21	IUPUI	(N1)	80	65
Nov. 22	North Carolina State	(N1)	58	60
Nov. 25	High Point	(H)	75	54
Dec. 1	Alabama A&M	(A)	87	52
Dec. 4	Troy	(H)	77	81
Dec. 7	Virginia	(H)	68	67
Dec. 17	Florida State	(A)	72	76
Dec. 20	Sam Houston State	(H)	89	107
Dec. 22	Alabama State	(H)	94	78
Dec. 29	Charleston Southern	(H)	77	62
Jan. 2	Georgia Southern	(H)	95	75
Jan. 5	West Georgia	(H)	96	72
Jan. 9	South Carolina	(H)	71	80
Jan. 14	Tennessee (NR,9)	(A)	55	81
Jan. 16	Kentucky (NR,2)	(H)	67	72
Jan. 20	LSU	(A)	84	80
Jan. 23	Vanderbilt	(A)	74	82
Jan. 28	Ole Miss (NR,18)	(H)	74	84
Jan. 30	Alabama	(H)	58	57
Feb. 6	Arkansas (ot)	(A)	79	82

Feb. 10	Georgia	(H)	82	63
Feb. 13	Mississippi State (ot)	(A)	75	85
Feb. 18	Florida	(A)	70	78
Feb. 20	Arkansas	(H)	92	83
Feb. 24	Ole Miss	(A)	75	85
Feb. 27	LSU	(H)	74	59
Mar. 3	Mississippi State	(H)	89	80
Mar. 6	Alabama	(A)	61	73
Mar. 11	Florida	(N2)	69	78

(N1) Glenn Wilkes Classic (Daytona Beach, FL)
 (N2) SEC Tournament (Nashville, TN)



2010-11 Won 11, Lost 20 (4-12 SEC)
 COACH: Tony Barbee
 CAPTAINS: Josh Wallace, Earnest Ross

Nov. 12	UNC Asheville (ot)	(H)	69	70
Nov. 19	Samford	(H)	68	79
Nov. 20	Campbell	(H)	54	61
Nov. 21	Middle Tennessee	(H)	68	66
Nov. 27	Jacksonville	(H)	55	69
Nov. 30	Georgia Southwestern	(H)	78	50
Dec. 5	Arkansas-Pine Bluff	(H)	76	72
Dec. 11	Rutgers	(N1)	54	63
Dec. 15	South Florida	(A)	49	61
Dec. 18	Presbyterian	(H)	59	62
Dec. 21	USC Upstate	(H)	68	54
Dec. 29	Georgia Southern (ot)	(H)	88	84
Dec. 31	Grambling State	(H)	63	45
Jan. 3	Florida State	(H)	65	60
Jan. 8	LSU	(H)	55	62
Jan. 11	Kentucky (NR,13)	(A)	54	78
Jan. 16	Mississippi State	(A)	66	85
Jan. 20	Florida	(H)	40	45
Jan. 22	Alabama	(H)	58	68
Jan. 25	Arkansas	(A)	64	73
Jan. 29	South Carolina	(A)	79	64
Feb. 3	Tennessee	(H)	56	69
Feb. 5	Georgia (ot)	(A)	72	81
Feb. 12	Mississippi State	(H)	65	62
Feb. 16	Ole Miss	(A)	59	90
Feb. 19	Vanderbilt (NR,18)	(H)	60	77
Feb. 23	Alabama	(A)	49	51
Feb. 26	Arkansas	(H)	55	57
Mar. 2	Ole Miss	(H)	76	73
Mar. 5	LSU	(A)	60	51
Mar. 10	Georgia	(N2)	51	69

(N1) SEC-Big East Invitational (Pittsburgh, Pa.)
 (N2) SEC Tournament (Atlanta, Ga.)

2011-12 Won 15, Lost 16 (5-11 SEC)
 COACH: Tony Barbee
 CAPTAINS: Kenny Gabriel, Frankie Sullivan

Nov. 11	McNeese State	(H)	84	62
Nov. 14	Kennesaw State	(H)	68	55
Nov. 25	Nicholls State	(H)	78	57
Nov. 28	Arkansas-Pine Bluff	(H)	72	59
Dec. 2	Seton Hall	(A1)	59	81
Dec. 14	South Florida	(H)	52	40
Dec. 17	North Florida	(H)	84	71
Dec. 19	Florida A&M	(H)	76	69
Dec. 22	Hawai'i	(A2)	65	62
Dec. 23	Long Beach State	(N1)	43	64
Dec. 25	UTEP	(N1)	76	83
Dec. 30	Georgia Southern	(H)	78	75
Jan. 2	Bethune-Cookman	(H)	67	41
Jan. 4	Florida State	(A)	56	85
Jan. 7	Vanderbilt	(A)	35	65
Jan. 11	Kentucky (NR,2)	(H)	53	68
Jan. 14	Ole Miss (2ot)	(H)	69	68
Jan. 17	LSU (ot)	(A)	58	65
Jan. 21	South Carolina	(H)	63	52
Jan. 25	Arkansas	(A)	53	56
Jan. 28	Tennessee	(A)	49	64
Feb. 1	Georgia	(H)	59	51
Feb. 4	Mississippi State (NR,19)	(A)	88	91
Feb. 7	Alabama	(H)	50	68
Feb. 11	Ole Miss	(A)	54	61
Feb. 18	Mississippi State (NR,23)	(H)	65	55
Feb. 21	Florida (NR,11)	(A)	47	63
Feb. 25	Arkansas	(H)	71	77
Feb. 29	Alabama	(A)	49	55
Mar. 3	LSU	(H)	67	52
Mar. 8	Ole Miss	(N2)	54	68

(A1) Big East/SEC Challenge (Newark, N.J.)
 (A2, N1) Hawaiian Airlines Diamond Head Classic (Honolulu, HI)
 (N2) SEC Tournament (New Orleans, La.)




Year-by-Year Scores

2012-13 Won 9, Lost 23 (3-15 SEC)			
COACH: Tony Barbee			
		AU	Opp.
Nov. 9	IPFW	(H) 61	50
Nov. 15	Murray State	(N1) 59	79
Nov. 16	College of Charleston	(A1) 55	51
Nov. 18	Dayton	(N1) 63	73
Nov. 21	Boston College	(A) 49	50
Nov. 25	Rhode Island (2ot)	(H) 72	78
Nov. 30	DePaul	(H2) 76	80
Dec. 11	Grambling State	(H) 92	42
Dec. 15	Furman	(H) 64	50
Dec. 18	Tennessee Tech	(H) 81	62
Dec. 22	Winthrop	(H) 67	74
Dec. 29	Illinois (NR,12)	(N3) 79	81
Jan. 2	Florida State	(H) 78	72
Jan. 9	LSU	(H) 68	63
Jan. 12	South Carolina	(A) 74	71
Jan. 16	Arkansas (2ot)	(A) 80	88
Jan. 19	Kentucky	(H) 73	75
Jan. 23	Vanderbilt	(A) 61	73
Jan. 26	Ole Miss (NR,23)	(H) 61	63
Jan. 30	Georgia	(A) 49	57
Feb. 2	Missouri (NR,17)	(A) 77	91
Feb. 6	Alabama	(H) 49	37
Feb. 9	Kentucky	(A) 62	72
Feb. 13	Arkansas	(H) 75	83
Feb. 16	Florida (NR,7)	(H) 52	83
Feb. 20	Texas A&M	(H) 56	65
Feb. 23	Ole Miss	(A) 55	88
Feb. 26	Alabama	(A) 43	61
Mar. 2	Vanderbilt	(H) 55	62
Mar. 6	Tennessee	(H) 75	82
Mar. 9	Mississippi State (ot)	(A) 71	74
Mar. 13	Texas A&M	(N4) 62	71

(N1, A1) Charleston Classic (Charleston, S.C.)
 (H2) SEC/Big East Challenge (Auburn, Ala.)
 (N3) United Center (Chicago, Ill.)
 (N4) SEC Tournament (Nashville, Tenn.)

2013-14 Won 14, Lost 16 (6-12 SEC)			
COACH: Tony Barbee			
CAPTAINS: Allen Payne, KT Harrell			
		AU	Opp.
Nov. 8	Nicholls	(H) 76	54
Nov. 15	Northwestern State	(H) 92	111
Nov. 19	Jacksonville State	(H) 78	54
Nov. 23	Murray State	(H) 75	67
Nov. 26	Tennessee State	(H) 78	73
Dec. 2	Iowa State (NR,17)	(A1) 70	99
Dec. 8	Illinois	(N2) 62	81
Dec. 19	Clemson	(H) 66	64
Dec. 22	Boston College	(H) 77	67
Dec. 30	Arkansas-Pine Bluff	(H) 91	59
Jan. 4	Florida A&M	(H) 81	50
Jan. 9	Ole Miss	(A) 62	65
Jan. 11	Missouri (NR,21)	(H) 68	70
Jan. 15	Tennessee	(A) 67	78
Jan. 18	Florida (NR,7)	(H) 61	68
Jan. 22	Mississippi State	(A) 74	82
Jan. 25	Arkansas	(A) 67	86
Jan. 30	Alabama	(H) 74	55
Feb. 1	Georgia	(H) 74	67
Feb. 5	South Carolina	(A) 79	74
Feb. 8	LSU	(A) 80	87
Feb. 12	Kentucky (NR,13)	(H) 56	64
Feb. 15	Mississippi State	(H) 92	82
Feb. 19	Florida (NR,2)	(A) 66	71
Feb. 22	Vanderbilt	(H) 59	67
Feb. 26	South Carolina	(H) 83	67
Mar. 1	Alabama	(A) 57	73
Mar. 5	Tennessee	(H) 54	82
Mar. 8	Texas A&M	(A) 69	64
Mar. 12	South Carolina	(N3) 56	74

(A1) Big 12/SEC Challenge (Ames, Iowa)
 (N2) Philips Arena (Atlanta, Ga.)
 (N3) SEC Tournament (Atlanta, Ga.)



BRUCE PEARL
 2014-
 2-year career
 Record: 26-40 (9-27 SEC)

2014-15 Won 15, Lost 20 (4-14 SEC)			
COACH: Bruce Pearl			
CAPTAIN: KT Harrell			
		AU	Opp.
Nov. 14	Milwaukee	(H) 83	73
Nov. 17	Colorado	(A1) 59	90
Nov. 21	Louisiana	(H) 105	80
Nov. 24	Tulsa	(N2) 35	53
Nov. 26	Oregon State	(N2) 71	69
Dec. 3	Texas Tech	(A3) 44	46

Dec. 5	Coastal Carolina	(H) 54	58
Dec. 14	Clemson	(A) 61	72
Dec. 17	Winthrop	(H) 80	62
Dec. 20	Xavier (2ot)	(H) 89	88
Dec. 23	Texas Southern	(H) 61	60
Dec. 29	Middle Tennessee	(H) 64	48
Jan. 3	North Alabama	(H) 82	61
Jan. 6	Vanderbilt	(A) 52	64
Jan. 10	Missouri	(H) 85	79
Jan. 15	Florida	(A) 55	75
Jan. 17	South Carolina	(H) 71	68
Jan. 21	Mississippi State	(H) 71	78
Jan. 24	Alabama	(A) 55	57
Jan. 27	Texas A&M	(H) 61	71
Jan. 31	Tennessee	(A) 63	71
Feb. 5	LSU	(A) 81	77
Feb. 7	Ole Miss	(H) 79	86
Feb. 10	Arkansas (NR, 23)	(H) 87	101
Feb. 14	Georgia	(A) 69	68
Feb. 17	Alabama	(H) 68	79
Feb. 21	Kentucky (NR, 1)	(A) 75	110
Feb. 24	LSU	(H) 61	84
Feb. 28	Texas A&M	(A) 55	80
Mar. 3	Missouri	(A) 61	63
Mar. 7	Georgia	(H) 61	64
Mar. 11	Mississippi State	(N4) 74	68
Mar. 12	Texas A&M	(N4) 66	59
Mar. 13	LSU (ot)	(N4) 73	70
Mar. 14	Kentucky (NR,1)	(N4) 67	91

(A1) ESPN College Hoops Tip-Off Marathon (Boulder, Colo.)
 (N2) MGM Grand Main Event (Las Vegas, Nev.)
 (A3) SEC/Big 12 Challenge (Lubbock, Texas)
 (N4) SEC Tournament (Nashville, Tenn.)

2015-16 Won 11, Lost 20 (5-13 SEC)			
COACH: Bruce Pearl			
		AU	Opp.
Nov. 13	UAB	(H) 76	54
Nov. 17	Colorado	(H1) 84	91
Nov. 20	Georgia Southern	(H) 92	62
Nov. 27	Northwestern State	(H) 119	81
Dec. 2	Coastal Carolina	(A) 81	78
Dec. 12	Middle Tennessee State (ot)	(A2) 81	88
Dec. 15	Mercer	(H) 78	71
Dec. 19	Xavier (NR,10)	(A) 61	85
Dec. 22	New Mexico	(N3) 83	78
Dec. 23	Harvard	(N3) 51	69
Dec. 25	Hawai'i	(A3) 67	79
Jan. 2	Tennessee	(H) 83	77
Jan. 5	South Carolina (NR,20)	(H) 69	81
Jan. 9	Missouri	(A) 61	76
Jan. 12	Vanderbilt	(A) 57	75
Jan. 16	Kentucky (NR,13)	(H) 75	70
Jan. 19	Alabama	(H) 83	77
Jan. 23	Florida	(A) 63	95
Jan. 27	Ole Miss	(A) 63	80
Jan. 30	Oklahoma State	(H4) 63	74
Feb. 2	LSU	(H) 68	80
Feb. 6	Georgia	(A) 55	65
Feb. 9	Tennessee	(A) 45	71
Feb. 13	Vanderbilt	(H) 57	86
Feb. 17	Arkansas	(A) 90	86
Feb. 20	Ole Miss	(H) 59	69
Feb. 24	Georgia	(H) 84	81
Feb. 27	Alabama	(A) 57	65
Mar. 1	Texas A&M (NR,18)	(H) 63	81
Mar. 5	Mississippi State	(A) 66	79
Mar. 9	Tennessee	(N5) 59	97

(H1) ESPN College Hoops Tip-Off Marathon (Auburn, Ala.)
 (A2) MTSU home game, Bridgestone Arena (Nashville, Tenn.)
 (A3, N3) Diamond Head Classic (Honolulu, Hawai'i)
 (H4) Big 12/SEC Challenge (Auburn, Ala.)
 (N5) SEC Tournament (Nashville, Tenn.)

Numbers in parenthesis correspond to Auburn's national ranking first and opponent's national ranking heading into the game beginning with the 1950-51 season.



100-point Games

Auburn 100-point games by date

1/2/57	Howard	W	101-70
12/30/57	Howard	W	106-47
12/2/58	Jacksonville State	W	111-54
12/27/58	Florence State	W	104-78
2/14/59	LSU	W	115-67
12/7/59	Howard	W	104-57
12/3/63	Howard	W	102-44
12/29/64	vs. Furman	W	107-86
2/13/65	LSU	W	101-60
12/1/66	The Citadel	W	105-83
2/14/70	Alabama	W	121-78
12/29/71	at Furman	W	103-78
2/12/72	at Florida	W	103-100
1/6/75	Ole Miss	W	104-86
2/24/75	LSU	W	110-94
3/3/75	VCU	W	117-72
1/3/76	at LSU	W	102-86
3/8/76	Ole Miss	W	103-88
12/16/77	at VCU	W	109-59
12/10/77	vs. Oklahoma State	W	112-94
3/6/78	Tennessee	W	107-94
12/13/80	Eckerd College	W	106-66
12/21/81	Cal State-Chico	W	104-61
12/18/82	Florida International	W	115-77
12/19/83	Eastern Kentucky	W	100-60
12/11/86	Austin Peay	W	115-93
12/13/86	Southwestern Louisiana	W	107-91
3/1/87	LSU	W	100-62
11/27/87	vs. South Alabama	W	120-67
12/12/87	at Illinois	L 103-107(ot)	
12/10/88	Texas Southern	W	109-81
11/25/91	SIU Edwardsville	W	109-86
12/11/91	Troy State	W	141-116
12/28/91	vs. Eastern Kentucky	W	104-92
2/29/92	Ole Miss	W	110-84
1/23/93	at #8 Arkansas	W	100-89
12/9/93	Troy State	W	113-86
12/18/93	at Old Dominion	W	101-87
1/15/94	#3 Arkansas	L 105-117	
2/12/94	LSU	W	111-83
12/17/94	Alabama State	W	102-62
1/14/95	#4 Arkansas	W	104-90
1/6/96	Arkansas	W	101-76
11/13/98	Southeastern Louisiana	W	114-60
2/13/99	Alabama	W	102-61
11/21/99	Arkansas-Pine Bluff	W	100-44
12/20/99	at Puerto Rico-Mayaguez	W	109-52
1/2/00	Stony Brook	W	100-45
12/5/00	Grambling	W	104-60
12/16/00	vs. Oregon	W	101-97
11/26/02	Georgia State	W	100-71
11/29/03	vs. Grambling State	W	105-56
11/21/14	Louisiana	W	105-80
11/27/15	Northwestern State	W	119-81

Auburn 100-point games by Auburn points

12/11/91	Troy State	W	141-116
2/14/70	Alabama	W	121-78
11/27/87	vs. South Alabama	W	120-67
11/27/15	Northwestern State	W	119-81
3/3/75	VCU	W	117-72
12/11/86	Austin Peay	W	115-93
12/18/82	Florida International	W	115-77
2/14/59	LSU	W	115-67
11/13/98	Southeastern Louisiana	W	114-60
12/9/93	Troy State	W	113-86
12/10/77	vs. Oklahoma State	W	112-94
2/12/94	LSU	W	111-83
12/2/58	Jacksonville State	W	111-54

2/29/92	Ole Miss	W	110-84
2/24/75	LSU	W	110-94
12/20/99	at Puerto Rico-Mayaguez	W	109-52
11/25/91	SIU Edwardsville	W	109-86
12/10/88	Texas Southern	W	109-81
12/16/77	at VCU	W	109-59
12/13/86	Southwestern Louisiana	W	107-91
3/6/78	Tennessee	W	107-94
12/29/64	vs. Furman	W	107-86
12/13/80	Eckerd College	W	106-66
12/30/57	Howard	W	106-47
11/21/14	Louisiana	W	105-80
11/29/03	vs. Grambling State	W	105-56
1/15/94	#3 Arkansas	L 105-117	
12/1/66	The Citadel	W	105-83
12/5/00	Grambling	W	104-60
1/14/95	#4 Arkansas	W	104-90
12/28/91	vs. Eastern Kentucky	W	104-92
1/6/75	Ole Miss	W	104-86
12/21/81	Cal State-Chico	W	104-61
12/7/59	Howard	W	104-57
12/27/58	Florence State	W	104-78
12/12/87	at Illinois	L 103-107(ot)	
3/8/76	Ole Miss	W	103-88
2/12/72	at Florida	W	103-100
12/29/71	at Furman	W	103-78
2/13/99	Alabama	W	102-61
12/17/94	Alabama State	W	102-62
1/3/76	at LSU	W	102-86
12/3/63	Howard	W	102-44
12/16/00	vs. Oregon	W	101-97
1/6/96	Arkansas	W	101-76
12/18/93	at Old Dominion	W	101-87
2/13/65	LSU	W	101-60
1/2/57	Howard	W	101-70
11/26/02	Georgia State	W	100-71
1/2/00	Stony Brook	W	100-45
11/21/99	Arkansas-Pine Bluff	W	100-44
1/23/93	at #8 Arkansas	W	100-89
3/1/87	LSU	W	100-62
12/19/83	Eastern Kentucky	W	100-60

Opponent 100-point games by date

2/27/54	vs. Kentucky	L 79-109
2/25/57	at Kentucky	L 85-103
1/30/65	at Vanderbilt	L 77-105
1/29/66	at Kentucky	L 78-115
2/3/69	at Kentucky	L 93-105
3/2/70	at #1 Kentucky	L 81-102
12/12/70	at Ole Miss	L 96-108
1/9/71	LSU	L 92-106
1/23/71	at Vanderbilt	L 86-107
2/1/71	at #11 Kentucky	L 76-114
2/15/71	at LSU	L 94-114
3/1/71	#10 Kentucky	L 83-102
12/16/71	at Louisiana Tech	L 82-107
2/12/72	at Florida	W 103-100
3/6/72	at Kentucky	L 67-102
12/18/72	at Dayton	L 63-106
2/10/75	at #5 Kentucky	L 76-119
12/17/77	at Iona College	L 82-105
1/9/78	#1 Kentucky	L 77-101
2/6/78	at #1 Kentucky	L 81-104
2/20/78	LSU	L 95-101(ot)
2/4/81	at #6 Kentucky	L 74-102
2/1/87	#3 UNLV	L 85-104
2/14/87	at Tennessee	L 84-103
3/14/87	vs. #3 Indiana	L 90-107
12/12/88	at Illinois	L 103-107(ot)
3/19/88	vs. #8 Oklahoma	L 87-107

1/7/89	at LSU	L 77-104
2/8/89	#19 LSU	L 91-104
2/25/89	at UAB	L 76-105
11/26/89	at Alaska-Anchorage	L 94-109
3/2/91	at #13 Kentucky	L 93-114
12/11/91	Troy State	W 141-116
12/21/91	vs. South Alabama	L 87-107
1/4/92	at #16 Arkansas	L 92-110
12/28/93	vs. #7 Michigan	L 81-102
1/15/94	#3 Arkansas	L 105-117
2/21/98	at Arkansas	L 83-107
2/24/99	at Arkansas	L 88-104
1/25/00	at #11 Tennessee	L 76-105
3/2/04	at #5 Mississippi State	L 91-105
2/15/06	at #8 Tennessee	L 89-105
12/20/10	Sam Houston State	L 89-107
11/15/13	Northwestern State	L 92-111
2/10/15	#23 Arkansas	L 87-101
2/21/15	at #1 Kentucky	L 75-110

Opponent 100-point games by points allowed

2/10/75	at #5 Kentucky	L 76-119
1/15/94	#3 Arkansas	L 105-117
12/11/91	Troy State	W 141-116
1/29/66	at #2 Kentucky	L 78-115
3/2/91	at #13 Kentucky	L 93-114
2/15/71	at LSU	L 94-114
2/1/71	at #11 Kentucky	L 76-114
11/15/13	Northwestern State	L 92-111
2/21/15	at #1 Kentucky	L 75-110
1/4/92	at #16 Arkansas	L 92-110
11/26/89	at Alaska-Anchorage	L 94-109
2/27/54	vs. #2 Kentucky	L 79-109
12/12/70	at Ole Miss	L 96-108
12/20/10	Sam Houston State	L 89-107
2/21/98	at Arkansas	L 83-107
12/21/91	vs. South Alabama	L 87-107
3/19/88	vs. #8 Oklahoma	L 87-107
12/12/88	at Illinois	L 103-107(ot)
3/14/87	vs. #3 Indiana	L 90-107
12/16/71	at Louisiana Tech	L 82-107
1/23/71	at Vanderbilt	L 86-107
12/18/72	at Dayton	L 63-106
1/9/71	LSU	L 92-106
2/15/06	at #8 Tennessee	L 89-105
3/2/04	at #5 Mississippi State	L 91-105
1/25/00	at #11 Tennessee	L 76-105
2/25/89	at UAB	L 76-105
12/17/77	at Iona College	L 82-105
2/3/69	at #5 Kentucky	L 93-105
1/30/65	at Vanderbilt	L 77-105
2/24/99	at Arkansas	L 88-104
2/8/89	#19 LSU	L 91-104
1/7/89	at LSU	L 77-104
2/1/87	#3 UNLV	L 85-104
2/6/78	at #1 Kentucky	L 81-104
2/14/87	at Tennessee	L 84-103
2/25/57	at #3 Kentucky	L 85-103
12/28/93	vs. #7 Michigan	L 81-102
2/4/81	at #6 Kentucky	L 74-102
3/6/72	at Kentucky	L 67-102
3/1/71	#10 Kentucky	L 83-102
3/2/70	at #1 Kentucky	L 81-102
2/10/15	#23 Arkansas	L 87-101
2/20/78	LSU	L 95-101(ot)
1/9/78	#1 Kentucky	L 77-101
2/12/72	at Florida	W 103-100



Overtime Records (1906-2016)

Season	Opponent	AU-Opp	Site	Season	Opponent	AU-Opp	Site
1906-07	Columbus YMCA	29-27			Tennessee	88-96 (2ot)	H
1920-21	Mercer	36-31	H		Georgia	80-85	A
1923-24	Birmingham Ath. Club	32-36			Alabama	72-69	H
1926-27	Georgia Tech	20-22	A	2002-03	Saint Joseph's (NCAA Tour.)	65-63	N
1930-31	North Carolina State	30-28		2003-04	South Carolina	51-53	H
1939-40	Georgia Tech	39-38	H	2004-05	Colorado State	79-76	H
1950-51	Georgia	69-68	H		UNLV	87-91	H
	Florida	83-77	H		Florida	78-84	H
1953-54	Howard	70-63	A	2006-07	Nicholls State	92-87	H
1955-56	Rice	80-82 (2ot)	A	2008-09	Dayton	59-60	N
	Georgia Tech	77-74	H	2009-10	Arkansas	79-82	A
1956-57	Alabama	92-88	N		Mississippi State	75-85	A
	Georgia Tech	67-76	A	2010-11	UNC Asheville	69-70	H
	Alabama	79-81 (2ot)	N		Georgia Southern	88-84	H
1959-60	Tulane	53-51	A		Georgia	72-81	A
	Alabama	63-61	A	2011-12	Ole Miss	69-68 (2ot)	H
1960-61	Georgia Tech	43-48	H		LSU	58-65	A
	Alabama	66-71	A	2012-13	Rhode Island	72-78 (2ot)	H
1962-63	Florida State	77-70 (2ot)	A		Arkansas	80-88 (2ot)	A
	Houston	71-69	A		Mississippi State	71-74	A
	Alabama	81-78	N	2014-15	Xavier	89-88 (2ot)	H
	Georgia	70-67	H		LSU (SEC Tour.)	73-70	N
	Alabama	74-67	N	2015-16	Middle Tennessee (in Nashville)	81-88	A
1963-64	Miss. State	64-63	A	Won 48, Lost 52 (.480)			
	Ole Miss	58-59	A	(Bold - Games won by Auburn)			
1965-66	Columbia	76-75	A				
1966-67	Georgia Tech	76-78	A				
	Mississippi State	55-59	A				
	Alabama	99-96	A				
1967-68	Tennessee	54-63	H				
1968-69	Florida	81-80	H				
1969-70	Mississippi State	71-69	A				
1972-73	Georgia	72-84	A				
	Florida	74-76	H				
1973-74	Kentucky	99-97	H				
1974-75	Georgia	90-93	A				
1975-76	SMU	85-87	A				
	Kentucky	91-84	H				
	Tennessee	73-72	H				
1976-77	Vanderbilt	76-71	A				
1977-78	LSU	95-101	H				
	Mississippi State	82-83	A				
1978-79	Kentucky	83-86	H				
	Florida	93-92	A				
	Ole Miss	56-54 (2ot)	H				
	Georgia	95-91 (4ot)	N				
1979-80	Arkansas State	62-69	N				
	Alabama	46-50	H				
	Georgia	69-65	A				
1980-81	Air Force	46-48	N				
	Florida	48-50	N				
1981-82	Kentucky	83-81	H				
	Mississippi State	38-36	N				
1983-84	UAB	62-69	A				
1984-85	Kentucky	47-49	H				
	Florida	81-78	A				
	Alabama	72-74 (2ot)	A				
	Alabama	53-49	N				
1985-86	Southwestern Louisiana	64-66	A				
	Georgia	87-86	A				
1986-87	Georgia	62-58	H				
1987-88	Illinois	103-107	A				
1990-91	Georgia	59-58 (2ot)	A				
	Florida	84-87	H				
1993-94	Georgia	80-83	H				
	Mississippi State	86-91	H				
	Ole Miss	85-88 (2ot)	A				
1995-96	Mississippi State	75-78	H				
	Tulane (NIT)	73-87	H				
1996-97	Colorado	72-78	N				
	Hawaii-Hilo	98-92	A				
1997-98	Mississippi State	68-66	H				
	Marquette (NIT)	60-75	A				
1999-2000	Ole Miss	77-79	A				
	South Carolina	77-72	N				
2000-01	Toledo	90-95 (2ot)	N				
	Oregon	101-97	N				



All-Time Listing in Associated Press Poll

1954-55

Jan. 10 20

1957-58

Feb. 24 20
March 3 16
March 10 16

1958-59

Dec. 8 12
Dec. 15 13
Dec. 22 8
Dec. 29 9
Jan. 5 6
Jan. 12 5
Jan. 19 5
Jan. 26 4
Feb. 2 4
Febr. 9 4
Feb. 16 2
Feb. 23 6
March 2 7
March 9 8

1959-60

Feb. 8 17
Feb. 15 17
Feb. 22 13
Feb. 29 11
March 7 11

1960-61

Dec. 12 11
Dec. 19 9
Dec. 26 9
Jan. 2 10

1962-63

Dec. 31 10
Feb. 8 9

1974-75

Jan. 20 20
Jan. 27 14

1975-76

Preseason 20
Dec. 1 17
Dec. 8 17
Dec. 15 17

1976-77

Dec. 27 20

1982-83

Jan. 17 20

1983-84

Jan. 30 19
Feb. 6 16
Feb. 20 19

1985-86

Preseason 10
Nov. 25 19
Dec. 2 19

1986-87

Preseason 12
Dec. 1 7
Dec. 8 7
Dec. 15 6
Dec. 22 5
Dec. 29 5
Jan. 5 13

Jan. 12 10
Jan. 19 17
Jan. 26 18
Feb. 2 20

1987-88

Jan. 11 19

1995-96

Jan. 15 23
Jan. 22 21
Jan. 29 22

1998-99

Dec. 14 19
Dec. 21 18
Dec. 28 17
Jan. 4 14
Jan. 11 8
Jan. 18 6
Jan. 25 7
Feb. 1 6
Feb. 8 3
Feb. 15 3
Feb. 22 2
March 1 4
March 8 4

1999-2000

Preseason 4
Nov. 15 3
Nov. 22 2
Nov. 29 7
Dec. 6 8
Dec. 13 6
Dec. 20 7
Dec. 27 4
Jan. 3 4
Jan. 10 4

Jan. 17 4
Jan. 24 7
Jan. 31 10
Feb. 7 9
Feb. 14 12
Feb. 21 11
Feb. 28 19
March 13 24

2002-03

Jan. 20 24

CONSECUTIVE WEEKS RANKED

31..... From Dec. 14, 1998-Mar. 13, 2000
14..... From Dec. 8, 1958- Mar. 9, 1959
11..... Preseason 1986- 1987- Feb. 2, 1987
9..... From Feb. 8, 1960- Jan. 2, 1961

RECORD vs. RANKED TEAMS

vs. Top 25..... 59-199
vs. Top 20 52-183
vs. Top 15..... 40-145
vs. Top 10..... 25-106
vs. Top 5..... 7-54

RECORD WHEN RANKED

when ranked in Top 25..... 97-38
when ranked in Top 20 90-31
when ranked in Top 15..... 72-20
when ranked in Top 10..... 55-17
when ranked in Top 5..... 27-9

PRESEASON RANKING

Season	Rank
1976.....	20
1986.....	10
1987.....	12
2000.....	4

FINAL RANKINGS

Season	Rank
1958.....	16
1959.....	8
1960.....	11
1999.....	4
2000.....	24

HIGHEST RANKING ACHIEVED

2..... November 22, 2000



All-Time Listing in Associated Press Poll

WHEN AUBURN IS RANKED ...

Rank	Record	Last Game
1.....	0-0.....	none
2.....	1-4.....	L, 58-67 vs Stanford (11/27/99)
3.....	5-0.....	W, 100-44 vs Arkansas-PB (11/21/99)
4.....	15-3.....	L, 77-79 at Ole Miss (1/22/00)
5.....	6-2.....	W, 55-54 vs Florida State (12/5/99)
6.....	11-1.....	W, 87-67 vs Pepperdine (12/22/99)
7.....	6-1.....	W, 73-57 vs Mississippi State (1/29/00)
8.....	5-3.....	L, 59-88 at Florida (2/27/00)
9.....	3-0.....	W, 76-50 vs Florence State (1/2/61)
10.....	3-3.....	W, 73-55 vs Arkansas (2/5/00)
11.....	4-0.....	W, 75-72 vs Ole Miss (2/19/00)
12.....	2-0.....	W, 94-54 vs Armstrong (12/7/86)
13.....	6-2.....	L, 55-64 at Arkansas (3/5/00)
14.....	3-1.....	W, 73-70 at LSU (1/9/99)
15.....	2-0.....	W, 90-62 vs Tennessee (1/2/99)
16.....	1-1.....	L, 64-84 at Kentucky (2/11/84)
17.....	8-2.....	W, 85-61 vs Ole Miss (1/24/87)
18.....	3-2.....	W, 88-70 at Navy (12/19/98)
19.....	3-1.....	W, 65-57 vs Mississippi State (1/16/88)
20.....	3-5.....	L, 71-75 at Georgia (2/7/87)
21.....	0-1.....	L, 69-82 at Ole Miss (1/24/96)
22.....	3-3.....	L, 60-79 vs Iowa State (3/18/00)
23.....	3-1.....	L, 67-75 vs Arkansas (3/12/00)
24.....	1-2.....	L, 79-85 at Georgia (1/25/03)
25.....	0-0.....	none

AUBURN vs. RANKED TEAMS

Rank	Record	Last Game
1.....	1-11.....	L, 67-91 vs. Kentucky (3/14/15)
2.....	1-14.....	L, 66-71 at Florida (2/19/14)
3.....	0-15.....	L, 81-93 vs. Kentucky (3/10/95)
4.....	3-5.....	L, 70-73 vs. Florida (3/1/03)
5.....	2-9.....	L, 73-81 at Kentucky (2/23/05)
6.....	3-6.....	L, 68-73 at Alabama (2/27/02)
7.....	3-13.....	L, 61-68 vs. Florida (1/18/14)
8.....	4-12.....	L, 89-105 at Tennessee (2/15/06)
9.....	5-15.....	L, 55-81 at Tennessee (1/14/10)
10.....	3-6.....	W, 78-70 vs. Florida (3/10/00)
11.....	3-10.....	L, 47-63 at Florida (2/21/12)
12.....	3-7.....	L, 79-81 vs. Illinois (12/29/12)
13.....	5-10.....	L, 54-78 at Kentucky (1/11/11)
14.....	3-7.....	L, 56-64 vs. Kentucky (2/14/14)
15.....	1-5.....	W, 80-77 vs. Ole Miss (1/19/08)
16.....	2-3.....	L, 92-110 at Arkansas (1/4/92)
17.....	3-11.....	L, 70-99 at Iowa State (12/2/13)
18.....	2-7.....	L, 60-77 vs. Vanderbilt (2/19/11)
19.....	3-10.....	L, 88-91 at Mississippi St. (2/4/12)
20.....	2-7.....	L, 53-59 at Vanderbilt (1/7/04)
21.....	1-2.....	L, 68-70 vs. Missouri (1/11/14)
22.....	1-1.....	W, 83-80 vs. Tennessee (1/17/07)
23.....	2-3.....	L, 87-101 vs. Arkansas (2/10/15)
24.....	2-7.....	L, 69-84 at LSU (2/1/06)
25.....	1-3.....	W, 86-77 at Alabama (2/24/07)



Ranked Auburn vs. Opponents by Auburn Ranking (Overall: 97-38)

No. 1 Auburn vs. Opponents (Overall: 0-0)**No. 2 Auburn vs. Opponents (Overall: 1-4)**

2/21/59	#2 Auburn at #3 Kentucky	L	56-75
2/23/59	Tennessee at #2 Auburn	L	55-56
2/24/99	#2 Auburn at Arkansas	L	84-104
2/27/99	#2 Auburn at Miss. St.	W	76-73
11/27/99	#2 Auburn vs. #7 Stanford	L	58-67

No. 3 Auburn vs. Opponents (Overall: 5-0)

2/9/99	Ole Miss at #3 Auburn	W	95-66
2/13/99	Alabama at #3 Auburn	W	102-61
2/17/99	Vanderbilt at #3 Auburn	W	81-63
11/19/99	UAB at #3 Auburn	W	65-59
11/21/99	Arkansas-PB at #3 Auburn	W	100-44

No. 4 Auburn vs. Opponents (Overall: 15-3)

1/31/59	#4 Auburn at Vanderbilt	W	64-61
2/3/59	#4 Auburn at Georgia Tech	W	51-40
2/7/59	Georgia at #4 Auburn	W	95-69
2/9/59	Florida at #4 Auburn	W	93-71
2/14/59	LSU at #4 Auburn	W	115-67
2/16/59	Tulane at #4 Auburn	W	79-56
3/5/99	#4 Auburn vs. Alabama	W	93-61
3/6/99	#4 Auburn vs. #14 Kentucky	L	57-69
3/11/99	#4 Auburn vs. Winthrop	W	80-41
3/13/99	#4 Auburn vs. Oklahoma St.	W	81-74
3/18/99	#4 Auburn vs. Ohio State	L	64-72
12/30/99	Southern Miss at #4 Auburn	W	56-50
1/2/00	Stony Brook at #4 Auburn	W	100-45
1/8/00	Georgia at #4 Auburn	W	67-52
1/11/00	#20 Kentucky at #4 Auburn	W	66-63
1/16/00	#4 Auburn at Mississippi St.	W	51-45
1/19/00	South Carolina at #4 Auburn	W	65-61
1/22/00	#4 Auburn at Ole Miss	L	77-79 (ot)

No. 5 Auburn vs. Opponents (Overall: 6-2)

1/17/59	#5 Auburn vs. Alabama	W	57-55
1/21/59	Georgia Tech at #5 Auburn	W	66-55
1/24/59	#5 Auburn at Georgia	W	81-61
12/28/86	#5 Auburn vs. Iowa State	W	89-87
12/29/86	#5 Auburn vs. UTEP	L	82-87
1/3/87	#11 Kentucky at #5 Auburn	L	60-63
12/1/99	Belmont at #5 Auburn	W	65-56
12/5/99	Florida State at #5 Auburn	W	55-54

No. 6 Auburn vs. Opponents (Overall: 11-1)

1/10/59	#6 Auburn at Florida	W	63-54
2/28/59	#6 Auburn vs. Alabama	W	69-50
12/18/86	Augusta Col. at #6 Auburn	W	89-66
1/20/99	#6 Auburn at #7 Kentucky	L	62-72
1/23/99	#6 Auburn at Alabama	W	73-58
2/3/99	#6 Auburn at South Carolina	W	76-48
2/6/99	LSU at #6 Auburn	W	80-54
12/13/99	Coppin St. at #6 Auburn	W	63-35
12/16/99	#6 Auburn vs. Bradley	W	78-64
12/20/99	#6 Auburn vs. Puerto Rico-Mayaguez	W	109-52
12/21/99	#6 Auburn vs. Virginia Tech	W	73-63
12/22/99	#6 Auburn vs. Pepperdine	W	87-67

No. 7 Auburn vs. Opponents (Overall: 6-1)

12/11/86	Austin Peay at #7 Auburn	W	115-93
12/13/86	SW Louisiana at #7 Auburn	W	107-91
12/15/86	#7 Auburn at Eastern Kentucky	W	97-82
12/27/99	Mississippi St. at #7 Auburn	W	64-54
1/30/99	#7 Auburn at Georgia	W	85-74
1/25/00	#7 Auburn at #11 Tennessee	L	76-105
1/29/00	Mississippi St. at #7 Auburn	W	73-57

No. 8 Auburn vs. Opponents (Overall: 5-3)

12/27/58	Florence St. at #8 Auburn	W	104-78
12/29/58	#8 Auburn at Florida State	W	69-62
1/13/99	#8 Auburn at Ole Miss	W	74-59
1/16/99	Florida at #8 Auburn	W	88-69
12/11/99	#8 Auburn vs. Pennsylvania	W	77-70
2/9/00	#8 Auburn at #25 LSU	L	68-83
2/22/00	#8 Auburn at Alabama	L	64-68
2/27/00	#8 Auburn at #9 Florida	L	59-88

No. 9 Auburn vs. Opponents (Overall: 3-0)

1/3/59	#8 Mississippi St. at #9 Auburn	W	97-66
1/5/59	Ole Miss at #9 Auburn	W	60-47
1/2/61	Florence State at #9 Auburn	W	76-50

No. 10 Auburn vs. Opponents (Overall: 3-3)

1/7/61	Mississippi St. at #10 Auburn	L	48-56
11/22/85	#10 Auburn vs. West Virginia	L	58-75
1/14/87	Tennessee at #10 Auburn	W	66-56
1/17/87	#10 Auburn at Vanderbilt	L	75-91
2/2/00	Alabama at #10 Auburn	W	77-63
2/5/00	Arkansas at #10 Auburn	W	73-55

No. 11 Auburn vs. Opponents (Overall: 4-0)

12/16/60	#11 Auburn vs. Virginia Tech	W	76-73
12/17/60	#11 Auburn vs. Alabama	W	74-62
2/16/00	#11 Auburn at #24 Vanderbilt	W	86-80
2/19/00	Ole Miss at #11 Auburn	W	75-72

No. 12 Auburn vs. Opponents (Overall: 2-0)

11/28/86	#12 Auburn at UAB	W	68-58
12/1/86	Armstrong St. at #12 Auburn	W	94-54

No. 13 Auburn vs. Opponents (Overall: 6-2)

12/17/58	Florida State at #13 Auburn	W	95-74
12/19/58	#13 Auburn vs. Wyoming	W	70-47
12/20/58	#13 Auburn vs. Alabama	W	79-60
2/27/60	#13 Auburn vs. Alabama	W	63-61 (ot)
1/7/87	Georgia at #13 Auburn	W	62-58 (ot)
1/10/87	#13 Auburn at Mississippi St.	W	66-52
3/1/00	#12 LSU at #13 Auburn	L	53-55
3/5/00	#13 Auburn at Arkansas	L	55-64

No. 14 Auburn vs. Opponents (Overall: 3-1)

1/27/75	Georgia at #14 Auburn	W	65-64
2/1/75	#14 Auburn at #9 Alabama	L	53-77
1/6/99	#18 Arkansas at #14 Auburn	W	83-66
1/9/99	#14 Auburn at LSU	W	73-70

No. 15 Auburn vs. Opponents (Overall: 2-0)

12/29/98	Bethune-Cookman at #15 Auburn	W	99-46
1/2/99	Tennessee at #15 Auburn	W	90-62

No. 16 Auburn vs. Opponents (Overall: 1-1)

3/1/1958	#16 Auburn vs. Alabama	W	67-65
2/11/84	#16 Auburn at #6 Kentucky	L	64-84

No. 17 Auburn vs. Opponents (Overall: 8-2)

2/13/60	#17 Auburn at LSU	W	63-61
2/15/60	#17 Auburn at Tulane	W	53-51 (ot)
2/20/60	Kentucky at #17 Auburn	W	61-60
2/22/60	Tennessee at #17 Auburn	W	72-63
12/3/75	#17 Auburn at Western Carolina	W	88-76
12/13/75	#17 Auburn at South Florida	W	79-78
12/19/75	#17 Auburn vs. SMU	L	85-87 (ot)
12/20/75	#17 Auburn vs. Tulsa	W	92-74
1/22/87	#17 Auburn at #13 Alabama	L	82-88
1/24/87	Ole Miss at #17 Auburn	W	85-61

No. 18 Auburn vs. Opponents (Overall: 3-2)

1/28/87	#18 Auburn at LSU	L	73-75
1/31/87	#19 Florida at #18 Auburn	W	81-68
2/1/87	#3 UNLV at #18 Auburn	L	85-104
12/15/98	Wofford at #18 Auburn	W	79-51
12/19/98	#18 Auburn at Navy	W	88-70

No. 19 Auburn vs. Opponents (Overall: 3-1)

1/31/84	Ole Miss at #19 Auburn	W	60-50
2/5/84	#19 Auburn at Florida	W	67-65
1/13/88	#19 Auburn at Georgia	L	68-87
1/16/88	Mississippi St. at #19 Auburn	W	65-57

No. 20 Auburn vs. Opponents (Overall: 3-5)

1/15/55	#20 Auburn vs. #14 Alabama	L	78-99
1/25/75	#20 Auburn at LSU	W	87-78
12/28/76	#20 Auburn vs. Creighton	L	76-81
12/29/76	#20 Auburn vs. Rutgers	W	78-75
1/3/77	#4 Alabama at #20 Auburn	L	71-74
1/22/83	Georgia at #20 Auburn	W	66-64
2/4/87	#20 Auburn at Kentucky	L	71-75
2/7/87	#20 Auburn at Georgia	L	71-75

No. 21 Auburn vs. Opponents (Overall: 0-1)

1/24/96	#21 Auburn at Ole Miss	L	69-82
---------	------------------------	---	-------

No. 22 Auburn vs. Opponents (Overall: 3-3)

1/31/96	#22 Auburn at Vanderbilt	L	62-76
2/4/96	Mississippi St. at #22 Auburn	L	75-78 (ot)
2/7/96	South Carolina at #22 Auburn	W	84-73
2/10/96	#22 Auburn at Florida	W	73-70
3/16/00	#22 Auburn vs. Creighton	W	72-69
3/18/00	#22 Auburn vs. #6 Iowa St.	L	60-79

No. 23 Auburn vs. Opponents (Overall: 3-1)

1/21/96	LSU at #23 Auburn	W	95-87
3/10/00	#23 Auburn vs. #10 Florida	W	78-70
3/11/00	#23 Auburn vs. South Carolina	W	77-72 (ot)
3/12/00	#23 Auburn vs. Arkansas	L	67-75

No. 24 Auburn vs. Opponents (Overall: 1-2)

12/12/98	#24 Auburn at UAB	W	77-64
1/22/03	#24 Auburn at #8 Kentucky	L	51-67
1/25/03	#24 Auburn at #19 Georgia	L	79-85

No. 25 Auburn vs. Opponents (Overall: 0-0)



Ranked Auburn vs. Opponents by Date (Overall: 97-38)

1/15/55	#20 Auburn vs. #14 Alabama	L	78-99	1/31/96	#22 Auburn at Vanderbilt	L	62-76
3/1/58	#16 Auburn vs. Alabama	W	67-65	2/4/96	Mississippi St. at #22 Auburn	L 75-78 (ot)	
12/17/58	Florida State at #13 Auburn	W	95-74	2/7/96	South Carolina at #22 Auburn	W	84-73
12/19/58	#13 Auburn vs. Wyoming	W	70-47	2/10/96	#22 Auburn at Florida	W	73-70
12/20/58	#13 Auburn vs. Alabama	W	79-60	12/12/98	#24 Auburn at UAB	W	77-64
12/27/58	Florence State at #8 Auburn	W	104-78	12/15/98	Wofford at #18 Auburn	W	79-51
12/29/58	#8 Auburn at Florida State	W	69-62	12/19/98	#18 Auburn at Navy	W	88-70
1/3/59	Mississippi St. at #9 Auburn	W	97-66	12/29/98	Bethune Cookman at #15 Auburn	W	99-46
1/5/59	Ole Miss at #9 Auburn	W	60-47	1/2/99	Tennessee at #15 Auburn	W	90-62
1/10/59	#6 Auburn at Florida	W	63-54	1/6/99	#18 Arkansas at #14 Auburn	W	83-66
1/17/59	#5 Auburn vs. Alabama	W	57-55	1/9/99	#14 Auburn at LSU	W	73-70
1/21/59	Georgia Tech at #5 Auburn	W	66-55	1/13/99	#8 Auburn at Ole Miss	W	74-59
1/24/59	#5 Auburn at Georgia	W	81-61	1/16/99	Florida at #8 Auburn	W	88-69
1/31/59	#4 Auburn at Vanderbilt	W	64-61	1/20/99	#6 Auburn at #7 Kentucky	L	62-72
2/3/59	#4 Auburn at Georgia Tech	W	51-40	1/23/99	#6 Auburn at Alabama	W	73-58
2/7/59	Georgia at #4 Auburn	W	95-69	1/27/99	Mississippi St. at #7 Auburn	W	64-54
2/9/59	Florida at #4 Auburn	W	93-71	1/30/99	#7 Auburn at Georgia	W	85-74
2/14/59	LSU at #4 Auburn	W	115-67	2/3/99	#6 Auburn at South Carolina	W	76-48
2/16/59	Tulane at #4 Auburn	W	79-56	2/6/99	LSU at #6 Auburn	W	80-54
2/21/59	#2 Auburn at #3 Kentucky	L	56-75	2/9/99	Ole Miss at #3 Auburn	W	95-66
2/23/59	#2 Auburn at Tennessee	L	55-56	2/13/99	Alabama at #3 Auburn	W	102-61
2/28/59	#6 Auburn vs. Alabama	W	69-50	2/17/99	Vanderbilt at #3 Auburn	W	81-63
2/13/60	#17 Auburn at LSU	W	63-61	2/24/99	#2 Auburn at Arkansas	L	84-104
2/15/60	#17 Auburn at Tulane	W 53-51 (ot)		2/27/99	#2 Auburn at Mississippi St.	W	76-73
2/20/60	Kentucky at #17 Auburn	W	61-60	3/5/99	#4 Auburn vs. Alabama	W	93-61
2/22/60	Tennessee at #17 Auburn	W	72-63	3/6/99	#4 Auburn vs. #14 Kentucky	L	57-69
2/27/60	#13 Auburn vs. Alabama	W 63-61 (ot)		3/11/99	#4 Auburn vs. Winthrop	W	80-41
12/16/60	#11 Auburn vs. Virginia Tech	W	76-73	3/13/99	#4 Auburn vs. Oklahoma St.	W	81-74
12/17/60	#11 Auburn vs. Alabama	W	74-62	3/18/99	#4 Auburn vs. Ohio State	L	64-72
1/2/61	Florence State at #9 Auburn	W	76-50	11/19/99	UAB at #3 Auburn	W	65-59
1/7/61	Mississippi St. at #10 Auburn	L	48-56	11/21/99	Arkansas-PB at #3 Auburn	W	100-44
1/25/75	#20 Auburn at LSU	W	87-78	11/27/99	#2 Auburn vs. #7 Stanford	L	58-67
1/27/75	Georgia at #14 Auburn	W	65-64	12/1/99	Belmont at #5 Auburn	W	65-56
2/1/75	#14 Auburn at #9 Alabama	L	53-77	12/5/99	Florida State at #5 Auburn	W	55-54
12/3/75	#17 Auburn at Western Carolina	W	88-76	12/11/99	#8 Auburn vs. Pennsylvania	W	77-70
12/13/75	#17 Auburn at South Florida	W	79-78	12/13/99	Coppin St. at #6 Auburn	W	63-35
12/19/75	#17 Auburn vs. SMU	L 85-87 (ot)		12/16/99	#6 Auburn vs. Bradley	W	78-64
12/20/75	#17 Auburn vs. Tulsa	W	92-74	12/20/99	#6 Auburn v. Puerto Rico-Mayaguez	W	109-52
12/28/76	#20 Auburn vs. Creighton	L	76-81	12/21/99	#6 Auburn vs. Virginia Tech	W	73-63
12/29/76	#20 Auburn vs. Rutgers	W	78-75	12/22/99	#6 Auburn vs. Pepperdine	W	87-67
1/3/77	#4 Alabama at #20 Auburn	L	71-74	12/30/99	Southern Miss at #4 Auburn	W	56-50
1/22/83	Georgia at #20 Auburn	W	66-64	1/2/00	Stony Brook at #4 Auburn	W	100-45
1/31/84	Ole Miss at #19 Auburn	W	60-50	1/8/00	Georgia at #4 Auburn	W	67-52
2/5/84	#19 Auburn at Florida	W	67-65	1/11/00	#20 Kentucky at #4 Auburn	W	66-63
2/11/84	#16 Auburn at #6 Kentucky	L	64-84	1/16/00	#4 Auburn at Mississippi St.	W	51-45
11/22/85	#10 Auburn vs. West Virginia	L	58-75	1/19/00	South Carolina at #4 Auburn	W	65-61
11/28/86	#12 Auburn at UAB	W	68-58	1/22/00	#4 Auburn at Ole Miss	L 77-79 (ot)	
12/1/86	Armstrong St. at #12 Auburn	W	94-54	1/25/00	#7 Auburn at #11 Tennessee	L	76-105
12/11/86	Austin Peay at #7 Auburn	W	115-93	1/29/00	Mississippi St. at #7 Auburn	W	73-57
12/13/86	SW Louisiana at #7 Auburn	W	107-91	2/2/00	Alabama at #10 Auburn	W	77-63
12/15/86	#7 Auburn at Eastern Kentucky	W	97-82	2/5/00	Arkansas at #10 Auburn	W	73-55
12/18/86	Augusta College at #6 Auburn	W	89-66	2/9/00	#8 Auburn at #25 LSU	L	68-83
12/28/86	#5 Auburn vs. Iowa State	W	89-87	2/16/00	#11 Auburn at #24 Vanderbilt	W	86-80
12/29/86	#5 Auburn vs. UTEP	L	82-87	2/19/00	Ole Miss at #11 Auburn	W	75-72
1/3/87	#11 Kentucky at #5 Auburn	L	60-63	2/22/00	#8 Auburn at Alabama	L	64-68
1/7/87	Georgia at #13 Auburn	W 62-58 (ot)		2/27/00	#8 Auburn at #9 Florida	L	59-88
1/10/87	#13 Auburn at Mississippi St.	W	66-52	3/1/00	#12 LSU at #13 Auburn	L	53-55
1/14/87	Tennessee at #10 Auburn	W	66-56	3/5/00	#13 Auburn at Arkansas	L	55-64
1/17/87	#10 Auburn at Vanderbilt	L	75-91	3/10/00	#23 Auburn vs. #10 Florida	W	78-70
1/22/87	#17 Auburn at #13 Alabama	L	82-88	3/11/00	#23 Auburn vs. South Carolina	W 77-72 (ot)	
1/24/87	Ole Miss at #17 Auburn	W	85-61	3/12/00	#23 Auburn vs. Arkansas	L	67-75
1/28/87	#18 Auburn at LSU	L	73-75	3/16/00	#22 Auburn vs. Creighton	W	72-69
1/31/87	#19 Florida at #18 Auburn	W	81-68	3/18/00	#22 Auburn vs. #6 Iowa St.	L	60-79
1/1/87	#3 UNLV at #18 Auburn	L	85-104	1/22/03	#24 Auburn at #8 Kentucky	L	51-67
2/4/87	#20 Auburn at Kentucky	L	71-75	1/25/03	#24 Auburn at #19 Georgia	L	79-85
2/7/87	#20 Auburn at Georgia	L	71-75				
1/13/88	#19 Auburn at Georgia	L	68-87				
1/16/88	Mississippi St. at #19 Auburn	W	65-57				
1/21/96	LSU at #23 Auburn	W	95-87				
1/24/96	#21 Auburn at Ole Miss	L	69-82				



Auburn vs. Ranked Opponents by Opponent Ranking (Overall: 60-202)

Auburn vs. #1 Teams (Overall: 1-11)

3/2/51	Auburn vs. #1 Kentucky	L	54-84
2/12/66	#1 Kentucky at Auburn	L	64-77
12/1/69	#1 South Carolina at Auburn	L	64-86
3/2/70	Auburn at #1 Kentucky	L	81-102
1/9/78	#1 Kentucky at Auburn	L	77-101
2/6/78	Auburn at #1 Kentucky	L	81-104
1/9/88	Auburn at #1 Kentucky	W	53-52
2/26/94	Auburn at #1 Arkansas	L	81-91
2/27/96	#1 Kentucky at Auburn	L	73-88
1/27/07	#1 Florida at Auburn	L	66-91
2/21/15	Auburn at #1 Kentucky	L	75-110
3/14/15	Auburn vs. #1 Kentucky	L	67-91

Auburn vs. #2 Teams (Overall: 1-14)

2/27/54	Auburn vs. #2 Kentucky	L	79-109
2/26/55	Auburn at #2 Kentucky	L	59-93
1/29/66	Auburn at #2 Kentucky	L	78-115
2/2/70	#2 Kentucky at Auburn	L	83-84
1/15/77	#2 Kentucky at Auburn	L	68-75
1/2/80	Auburn at #2 Kentucky	L	65-67
2/28/80	Auburn vs. #2 Kentucky	L	61-69
1/13/84	#2 Kentucky at Auburn	W	82-63
2/27/93	Auburn at #2 Kentucky	L	78-80
3/15/03	Auburn vs. #2 Kentucky	L	58-78
1/14/06	Auburn at #2 Florida	L	57-69
12/3/06	#2 Pittsburgh at Auburn	L	66-74
2/20/08	Auburn at #2 Tennessee	L	70-89
1/11/12	#2 Kentucky at Auburn	L	53-68
2/19/14	Auburn at #2 Florida	L	66-71

Auburn vs. #3 Teams (Overall: 0-15)

1/5/51	Auburn at #3 Kentucky	L	35-79
3/2/56	Auburn vs. #3 Alabama	L	82-93
2/25/57	Auburn at #3 Kentucky	L	85-103
2/21/59	#2 Auburn at #3 Kentucky	L	56-75
2/26/62	#3 Kentucky at Auburn	L	60-63
2/22/64	Auburn vs. #3 Kentucky	L	79-99
12/3/70	Auburn at #3 South Carolina	L	69-86
2/12/77	Auburn at #3 Kentucky	L	82-89
1/30/80	#3 Kentucky at Auburn	L	62-64
1/6/82	Auburn at #3 Kentucky	L	71-83
3/10/84	Auburn vs. #3 Kentucky	L	49-51
2/1/87	#3 UNLV at #18 Auburn	L	85-104
3/14/87	Auburn vs. #3 Indiana	L	90-107
1/14/94	#3 Arkansas at Auburn	L	105-117
3/10/95	Auburn vs. #3 Kentucky	L	81-93

Auburn vs. #4 Teams (Overall: 3-5)

1/31/66	Auburn at #4 Vanderbilt	L	63-68
1/3/77	#4 Alabama at #20 Auburn	W	74-71
1/7/81	#4 Kentucky at Auburn	L	66-79
2/18/81	Auburn at #4 LSU	L	47-58
3/16/86	Auburn vs. #4 St. John's	W	81-65
1/14/95	#4 Arkansas at Auburn	W	104-90
1/18/97	Auburn at #4 Kentucky	L	53-77
3/1/03	#4 Florida at Auburn	L	70-73

Auburn vs. #5 Teams (Overall: 2-9)

2/1/64	#5 Vanderbilt at Auburn	W	81-63
2/14/66	#5 Vanderbilt at Auburn	L	76-91
2/26/68	Auburn at #5 Kentucky	L	57-89
2/3/69	Auburn at #5 Kentucky	L	93-105
2/18/74	#5 Vanderbilt at Auburn	L	79-89
2/13/80	#5 LSU at Auburn	L	44-50
1/21/81	#5 LSU at Auburn	L	64-74
1/5/83	#5 Alabama at Auburn	W	91-80
1/6/01	#5 Tennessee at Auburn	L	88-96
3/2/04	Auburn at #5 Mississippi St.	L	91-105

2/23/05 Auburn at #5 Kentucky L 73-81

Auburn vs. #6 Teams (Overall: 3-6)

1/19/60	Auburn at #6 Georgia Tech	W	66-59
2/2/60	#6 Georgia Tech at Auburn	W	48-45
2/4/81	Auburn at #6 Kentucky	L	74-102
1/15/83	Auburn at #6 Kentucky	W	75-67
2/11/84	#16 Auburn at #6 Kentucky	L	64-84
1/4/95	Auburn at #6 Kentucky	L	64-98
3/7/97	Auburn vs. #6 Kentucky	L	50-92
3/18/00	#22 Auburn vs. #6 Iowa State	L	60-79
2/27/02	Auburn at #6 Alabama	L	68-73

Auburn vs. #7 Teams (Overall: 3-13)

2/4/56	Auburn vs. #7 Kentucky	L	81-82
2/27/56	#7 Vanderbilt at Auburn	W	74-65
3/4/74	Auburn at #7 Alabama	L	84-97
1/11/75	#7 Kentucky at Auburn	W	90-85
3/8/75	#7 Alabama at Auburn	W	76-70
3/22/85	Auburn vs. #7 North Carolina	L	56-62
12/28/93	Auburn vs. #7 Michigan	L	81-102
1/30/94	#7 Kentucky at Auburn	L	74-91
3/4/95	Auburn at #7 Arkansas	L	66-68
2/25/98	#7 Kentucky at Auburn	L	58-83
1/20/99	#6 Auburn at #7 Kentucky	L	62-72
11/27/99	#2 Auburn vs. #7 Stanford	L	58-67
12/8/01	Auburn vs. #7 Virginia	L	72-77
11/25/06	Auburn vs. #7 Wisconsin	L	63-77
2/16/13	#7 Florida at Auburn	L	52-83
1/18/14	#7 Florida at Auburn	L	61-68

Auburn vs. #8 Teams (Overall: 4-12)

2/14/53	#8 LSU at Auburn	L	57-65
1/3/59	#8 Mississippi St. at #9 Auburn	W	97-66
2/22/65	Auburn at #8 Tennessee	L	38-69
1/15/68	#8 Vanderbilt at Auburn	L	65-74
1/30/71	Auburn at #8 Tennessee	L	68-90
2/2/74	#8 Alabama at Auburn	L	64-73
2/16/76	#8 Tennessee at Auburn	W	73-72 (ot)
2/12/79	#8 LSU at Auburn	L	58-68
1/31/86	Auburn at #8 Kentucky	L	71-81
3/19/88	Auburn vs. #8 Oklahoma	L	87-107
1/23/93	Auburn at #8 Arkansas	W	100-89
1/22/02	#8 Kentucky at Auburn	L	62-69
2/20/02	Auburn at #8 Florida	L	61-89
1/22/03	#24 Auburn at #8 Kentucky	L	51-67
3/23/03	Auburn vs. #8 Wake Forest	W	68-62
2/15/06	Auburn at #8 Tennessee	L	89-105

Auburn vs. #9 Teams (Overall: 5-15)

1/4/58	Auburn at #9 Mississippi St.	L	42-70
1/6/62	Auburn at #9 Mississippi St.	L	48-51
1/22/63	Auburn at #9 Georgia Tech	L	64-69
3/1/65	#9 Vanderbilt at Auburn	L	64-79
12/31/66	#9 Vanderbilt at Auburn	W	64-51
2/25/67	#9 Tennessee at Auburn	L	45-54
12/4/68	Auburn at #9 Vanderbilt	L	70-73
12/20/68	#9 Kentucky at Auburn	W	74-73
2/1/75	#14 Auburn at #9 Alabama	L	53-77
12/27/75	Auburn at #9 N.C. State	L	74-79
1/19/76	Auburn at #9 Tennessee	L	78-83
2/3/82	#9 Kentucky at Auburn	W	83-81 (ot)
12/8/82	Auburn at #9 Houston	L	65-77
3/7/87	Auburn vs. #9 Alabama	L	68-87
1/18/92	#9 Alabama at Auburn	W	81-63
2/26/92	#9 Arkansas at Auburn	L	74-82
2/27/00	#8 Auburn at #9 Florida	L	59-88
1/18/03	#9 Alabama at Auburn	W	77-68
2/21/04	#9 Kentucky at Auburn	L	59-68

1/14/10 Auburn at #9 Tennessee L 55-81

Auburn vs. #10 Teams (Overall: 3-7)

1/9/67	Auburn at #10 Mississippi St.	L	54-59
3/1/71	#10 Kentucky at Auburn	L	83-102
1/10/76	#10 Alabama at Auburn	L	62-63
2/28/81	Auburn at #10 Tennessee	L	63-75
12/27/83	Auburn vs. #10 Wake Forest	L	67-76
1/27/84	#10 LSU at Auburn	W	80-78
2/6/88	Auburn at #10 Florida	W	58-57
1/29/91	#10 Kentucky at Auburn	L	81-89
3/10/00	#23 Auburn vs. #10 Florida	W	78-70
12/19/15	Auburn at #10 Xavier	L	61-85

Auburn vs. #11 Teams (Overall: 3-10)

3/5/55	Auburn vs. #11 Alabama	L	80-84
2/1/71	Auburn at #11 Kentucky	L	76-114
1/20/73	#11 Alabama at Auburn	L	64-76
2/5/77	#11 Tennessee at Auburn	L	83-93
3/20/86	Auburn vs. #11 UNLV	W	70-63
1/3/87	#11 Kentucky at #5 Auburn	L	60-63
3/17/88	Auburn vs. #11 Bradley	W	90-86
2/7/90	Auburn at #11 LSU	L	71-82
1/25/00	#7 Auburn at #11 Tennessee	L	76-105
3/7/02	Auburn vs. #11 Florida	L	63-81
1/31/04	#11 Mississippi St. at Auburn	L	68-73
3/7/09	#11 LSU at Auburn	W	69-53
2/21/12	Auburn at #11 Florida	L	47-63

Auburn vs. #12 Teams (Overall: 3-7)

12/1/71	#12 South Carolina at Auburn	L	63-84
3/5/77	Auburn at #12 Alabama	L	77-81
1/6/86	#12 Kentucky at Auburn	W	60-56
2/21/87	#12 Alabama at Auburn	L	75-77
1/31/98	#12 Ole Miss at Auburn	W	68-67
3/1/00	#12 LSU at #13 Auburn	L	53-55
2/24/01	Auburn at #12 Ole Miss	L	62-64
3/28/03	Auburn vs. #12 Syracuse	L	78-79
1/23/07	#12 Alabama at Auburn	W	81-57
12/29/12	Auburn vs. #12 Illinois	L	79-81

Auburn vs. #13 Teams (Overall: 6-10)

2/20/54	Auburn at #13 LSU	L	59-77
2/24/58	Auburn vs. #13 Kentucky	W	64-63
1/15/79	Auburn at #13 LSU	L	82-94
1/27/82	#13 Alabama at Auburn	L	65-67
2/12/83	#13 Kentucky at Auburn	L	69-71
11/30/84	Auburn at #13 UAB	W	61-59
3/16/85	Auburn vs. #13 Kansas	W	66-64
1/22/87	#17 Auburn at #13 Alabama	L	82-88
3/2/91	Auburn at #13 Kentucky	L	93-114
3/6/93	#13 Arkansas at Auburn	W	81-80
11/26/95	Auburn vs. #13 Louisville	W	82-71
2/28/98	Auburn at #13 Ole Miss	L	67-74
12/22/06	#13 Texas A&M at Auburn	L	58-87
1/13/07	Auburn at #13 LSU	L	63-65
1/11/11	Auburn at #13 Kentucky	L	54-78
1/16/16	#13 Kentucky at Auburn	W	75-70

Auburn vs. #14 Teams (Overall: 3-7)

1/16/80	Auburn at #14 LSU	L	82-93
3/1/95	#14 Mississippi St. at Auburn	W	76-69
1/24/98	#14 South Carolina at Auburn	L	56-61
3/6/99	#4 Auburn vs. #14 Kentucky	L	57-69
3/14/99	Auburn vs. #14 Ohio St.	L	64-72
1/25/01	#14 Florida at Auburn	L	63-65
2/21/01	#14 Alabama at Auburn	W	72-69 (ot)
1/12/02	#14 Alabama at Auburn	W	59-56
1/26/05	#14 Alabama at Auburn	L	55-60



Auburn vs. Ranked Opponents by Opponent Ranking (Overall: 60-202)

2/14/14 #14 Kentucky at Auburn L 56-64

Auburn vs. #15 Teams (Overall: 1-5)

12/20/55 Auburn at #15 Oklahoma City L 58-76
 3/4/82 Auburn vs. #15 Kentucky L 66-89
 1/30/93 #15 Vanderbilt at Auburn L 70-73
 1/27/01 Auburn at #15 Alabama L 80-81
 2/28/01 Auburn at #15 Kentucky L 78-90
 1/19/08 #15 Ole Miss at Auburn W 80-77

Auburn vs. #16 Teams (Overall: 2-3)

1/15/55 Auburn vs. #16 Alabama L 78-99
 12/10/85 Auburn at #16 UAB L 56-62
 3/9/90 Auburn vs. #16 LSU W 78-76
 3/8/91 Auburn vs. #16 LSU W 92-77
 1/4/92 Auburn at #16 Arkansas L 92-110

Auburn vs. #17 Teams (Overall: 3-11)

3/3/69 #17 Kentucky at Auburn L 86-90
 2/27/71 #17 Tennessee at Auburn L 71-76
 2/17/73 Auburn at #17 Alabama L 75-87
 12/1/73 Auburn vs. #17 Jacksonville L 78-90
 2/7/76 Auburn at #17 Alabama L 75-86
 2/24/82 Auburn at #17 Alabama L 72-74
 2/24/88 Auburn at #17 Vanderbilt W 81-68
 1/6/90 #17 LSU at Auburn L 70-77
 1/13/96 #17 Georgia at Auburn W 89-86
 2/9/02 #17 Georgia at Auburn W 75-72
 1/24/04 Auburn at #17 Florida L 52-68
 3/13/08 Auburn vs. #17 Vanderbilt L 82-93
 2/2/13 Auburn at #17 Missouri L 77-91
 12/2/13 Auburn at #17 Iowa State L 70-99

Auburn vs. #18 Teams (Overall: 2-8)

1/20/79 #18 Alabama at Auburn L 76-83
 2/15/86 #18 Alabama at Auburn W 71-69
 2/18/95 #18 Alabama at Auburn L 73-86
 1/21/98 #18 Arkansas at Auburn L 65-79
 1/6/99 #18 Arkansas at Auburn W 83-66
 1/5/05 Auburn at #18 Mississippi St. L 53-90
 2/2/08 Auburn at #18 Vanderbilt L 71-78
 1/28/10 #18 Ole Miss at Auburn L 74-84
 2/19/11 #18 Vanderbilt at Auburn L 60-77
 3/1/16 #18 Texas A&M at Auburn L 63-81

Auburn vs. #19 Teams (Overall: 3-10)

12/30/53 Auburn at #19 Vanderbilt L 48-96
 1/14/56 Auburn vs. #19 Alabama L 77-86
 12/5/70 #19 N.C. State at Auburn W 91-85
 1/27/79 Auburn at #19 Vanderbilt L 59-66
 2/27/82 #19 Tennessee at Auburn W 56-54
 1/31/87 #19 Florida at Auburn W 81-68
 1/4/89 #19 Tennessee at Auburn L 73-84
 2/8/89 #19 LSU at Auburn L 91-104
 2/8/92 #19 Kentucky at Auburn L 67-85
 1/25/03 Auburn at #19 Georgia L 79-85
 2/19/03 #19 Mississippi St. at Auburn L 46-63
 3/2/05 Auburn at #19 Alabama L 53-94
 2/4/12 Auburn at #19 Mississippi St. L 88-91

Auburn vs. #20 Teams (Overall: 2-8)

2/5/55 Auburn at #20 Vanderbilt L 74-79
 2/22/58 #20 Tennessee at Auburn W 72-66
 2/17/79 Auburn at #20 Alabama L 73-80
 3/2/79 Auburn vs. #20 Tennessee L 64-75
 2/13/91 Auburn at #20 LSU L 61-98
 3/7/92 Auburn at #20 Alabama L 80-82
 2/1/95 Auburn at #20 Alabama L 63-65
 1/11/00 #20 Kentucky at Auburn W 66-63

1/7/04 Auburn at #20 Vanderbilt L 53-59
 1/5/16 #20 South Carolina at Auburn L 69-81

Auburn vs. #21 Teams (Overall: 1-2)

2/11/95 Auburn at #21 Mississippi St. W 70-69
 3/8/03 Auburn at #21 Mississippi St. L 45-67
 1/11/14 #21 Missouri at Auburn L 68-70

Auburn vs. #22 Teams (Overall: 1-1)

3/22/86 Auburn vs. #22 Louisville L 76-84
 1/17/07 #22 Tennessee at Auburn W 83-80

Auburn vs. #23 Teams (Overall: 2-3)

1/25/95 #23 Florida at Auburn W 77-71
 2/21/09 Auburn at #23 LSU L 72-79
 2/18/12 #23 Mississippi St. at Auburn W 65-55
 1/26/13 #23 Ole Miss at Auburn L 61-63
 2/10/15 #23 Arkansas at Auburn L 87-101

Auburn vs. #23 Teams (Overall: 2-7)

1/27/90 Auburn at #24 Alabama L 59-78
 3/9/91 Auburn vs. #24 Alabama L 59-77
 2/2/94 Auburn at #24 Florida L 67-68
 11/11/97 Auburn vs. #24 Temple L 42-68
 2/16/00 Auburn at #24 Vanderbilt W 86-80
 3/8/01 Auburn vs. #24 Tennessee L 66-73
 2/18/04 Auburn at #24 LSU W 80-68
 12/3/04 Auburn vs. #24 Virginia L 87-89
 2/1/06 Auburn at #24 LSU L 69-84

Auburn vs. #25 Teams (Overall: 1-3)

3/8/96 Auburn vs. #25 Mississippi St. L 58-69
 2/9/00 Auburn at #25 LSU L 68-83
 2/18/06 #25 LSU at Auburn L 61-65
 2/24/07 Auburn at #25 Alabama W 86-77


Auburn vs. Ranked Opponents by Date (Overall: 60-202)

1/5/51	Auburn at #3 Kentucky	L	35-79	12/1/71	#12 South Carolina at Auburn	L	63-84	1/6/86	#12 Kentucky at Auburn	W	60-56
3/2/51	Auburn vs. #1 Kentucky	L	54-84	1/20/73	#11 Alabama at Auburn	L	64-76	1/31/86	Auburn at #8 Kentucky	L	71-81
2/14/53	#8 LSU at Auburn	L	57-65	2/17/73	Auburn at #17 Alabama	L	75-87	2/15/86	#18 Alabama at Auburn	W	71-69
12/30/53	#19 Vanderbilt at Auburn	L	48-96	2/1/73	Auburn vs. #17 Jacksonville	L	78-90	3/16/86	Auburn vs. #4 St. John's	W	81-65
2/20/54	Auburn at #13 LSU	L	59-77	2/2/74	#8 Alabama at Auburn	L	64-73	3/20/86	Auburn vs. #11 UNLV	W	70-63
2/27/54	Auburn vs. #2 Kentucky	L	79-109	2/18/74	#5 Vanderbilt at Auburn	L	79-89	3/22/86	Auburn vs. #22 Louisville	L	76-84
1/15/55	#20 Auburn vs. #16 Alabama	L	78-99	3/4/74	Auburn at #7 Alabama	L	84-97	1/3/87	#11 Kentucky at #5 Auburn	L	60-63
2/5/55	Auburn at #20 Vanderbilt	L	74-79	1/11/75	#7 Kentucky at Auburn	W	90-85	1/22/87	#17 Auburn at #13 Alabama	L	82-88
2/26/55	Auburn at #2 Kentucky	L	59-93	2/1/75	#14 Auburn at #9 Alabama	L	53-77	1/31/87	#19 Florida at #18 Auburn	W	81-68
3/5/55	Auburn vs. #11 Alabama	L	80-84	3/8/75	#7 Alabama at Auburn	W	76-70	2/1/87	#3 UNLV at #18 Auburn	L	85-104
12/20/55	Auburn at #15 Oklahoma City	L	58-76	2/27/75	Auburn at #9 N.C. State	L	74-79	2/21/87	#12 Alabama at Auburn	L	75-77
1/14/56	Auburn vs. #19 Alabama	L	77-86	1/10/76	#10 Alabama at Auburn	L	62-63	3/7/87	Auburn vs. #9 Alabama	L	68-87
2/4/56	Auburn vs. #7 Kentucky	L	81-82	1/19/76	Auburn at #9 Tennessee	L	78-83	3/14/87	Auburn vs. #3 Indiana	L	90-107
2/27/56	#7 Vanderbilt at Auburn	W	74-65	2/7/76	Auburn at #17 Alabama	L	75-86	1/9/88	Auburn at #1 Kentucky	W	53-52
3/2/56	Auburn vs. #3 Alabama	L	82-93	2/16/76	#8 Tennessee at Auburn	W	73-72 (ot)	2/6/88	Auburn at #10 Florida	W	58-57
2/25/57	Auburn at #3 Kentucky	L	85-103	1/3/77	#4 Alabama at #20 Auburn	W	74-71	2/24/88	Auburn at #17 Vanderbilt	W	81-68
1/4/58	Auburn at #9 Mississippi St.	L	42-70	1/15/77	#2 Kentucky at Auburn	L	68-75	3/17/88	Auburn vs. #11 Bradley	W	90-86
2/22/58	#20 Tennessee at Auburn	W	72-66	2/5/77	#11 Tennessee at Auburn	L	83-93	3/19/88	Auburn vs. #8 Oklahoma	L	87-107
2/24/58	Auburn vs. #13 Kentucky	W	64-63	2/12/77	Auburn at #3 Kentucky	L	82-89	1/4/89	#19 Tennessee at Auburn	L	73-84
1/3/59	#8 Mississippi St. at #9 Auburn	W	97-66	3/5/77	Auburn at #12 Alabama	L	77-81	2/8/89	#19 LSU at Auburn	L	91-104
2/21/59	#2 Auburn at #3 Kentucky	L	56-75	1/9/78	#1 Kentucky at Auburn	L	77-101	1/6/90	#17 LSU at Auburn	L	70-77
1/19/60	Auburn at #6 Georgia Tech	W	66-59	2/6/78	Auburn at #1 Kentucky	L	81-104	1/27/90	Auburn at #24 Alabama	L	59-78
2/2/60	#6 Georgia Tech at Auburn	W	48-45	1/15/79	Auburn at #13 LSU	L	82-94	2/7/90	Auburn at #11 LSU	L	71-82
1/6/62	Auburn at #9 Mississippi St.	L	48-51	1/20/79	#18 Alabama at Auburn	L	76-83	3/9/90	Auburn vs. #16 LSU	W	78-76
2/26/62	#3 Kentucky at Auburn	L	60-63	1/27/79	Auburn at #19 Vanderbilt	L	59-66	1/29/91	#10 Kentucky at Auburn	L	81-89
1/22/63	Auburn at #9 Georgia Tech	L	64-69	2/1/79	Auburn at #20 Alabama	L	73-80	2/13/91	Auburn at #20 LSU	L	61-98
2/1/64	#5 Vanderbilt at Auburn	W	81-63	3/2/79	Auburn vs. #20 Tennessee	L	64-75	3/2/91	Auburn at #13 Kentucky	L	93-114
2/22/64	Auburn vs. #3 Kentucky	L	79-99	1/2/80	Auburn at #2 Kentucky	L	65-67	3/8/91	Auburn vs. #16 LSU	W	92-77
2/22/65	Auburn at #8 Tennessee	L	38-69	1/16/80	Auburn at #14 LSU	L	82-93	1/4/92	Auburn at #16 Arkansas (A)	L	92-110
3/1/65	#9 Vanderbilt at Auburn	L	64-79	1/30/80	#3 Kentucky at Auburn	L	62-64	1/18/92	#9 Alabama at Auburn	W	81-63
1/29/66	Auburn at #2 Kentucky	L	78-115	2/13/80	#5 LSU at Auburn	L	44-50	2/8/92	#19 Kentucky at Auburn	L	67-85
1/31/66	Auburn at #4 Vanderbilt	L	63-68	2/28/80	Auburn vs. #2 Kentucky	L	61-69	2/26/92	#9 Arkansas at Auburn	L	74-82
2/12/66	#1 Kentucky at Auburn	L	64-77	1/7/81	#4 Kentucky at Auburn	L	66-79	3/7/92	Auburn at #20 Alabama	L	80-82
2/14/66	#5 Vanderbilt at Auburn	L	76-91	1/21/81	#5 LSU at Auburn	L	64-74	1/23/93	Auburn at #8 Arkansas	W	100-89
12/31/66	#9 Vanderbilt at Auburn	W	64-51	2/4/81	Auburn at #6 Kentucky	L	74-102	1/30/93	#15 Vanderbilt at Auburn	L	70-73
1/9/67	Auburn at #10 Mississippi St.	L	54-59	2/18/81	Auburn at #4 LSU	L	47-58	2/27/93	Auburn at #2 Kentucky	L	78-80
2/25/67	#9 Tennessee at Auburn	L	45-54	2/28/81	Auburn at #10 Tennessee	L	63-75	3/6/93	#13 Arkansas at Auburn	W	81-80
1/15/68	#8 Vanderbilt at Auburn	L	65-74	1/6/82	Auburn at #3 Kentucky	L	71-83	12/28/93	Auburn vs. #7 Michigan	L	81-102
2/26/68	Auburn at #5 Kentucky	L	57-89	1/27/82	#13 Alabama at Auburn	L	65-67	1/14/94	#3 Arkansas at Auburn	L	105-117
12/4/68	Auburn at #9 Vanderbilt	L	70-73	2/3/82	#9 Kentucky at Auburn	W	83-81(ot)	1/30/94	#7 Kentucky at Auburn	L	74-91
12/20/68	#9 Kentucky at Auburn	W	74-73	2/24/82	Auburn at #17 Alabama	L	72-74	2/2/94	Auburn at #24 Florida	L	67-68
2/3/69	Auburn at #5 Kentucky	L	93-105	2/27/82	#19 Tennessee at Auburn	W	56-54	2/26/94	Auburn at #1 Arkansas	L	81-91
3/3/69	#17 Kentucky at Auburn	L	86-90	3/4/82	Auburn vs. #15 Kentucky	L	66-89	1/4/95	Auburn at #6 Kentucky	L	64-98
12/1/69	#1 South Carolina at Auburn	L	64-86	12/8/82	Auburn at #9 Houston	L	65-77	1/14/95	#4 Arkansas at Auburn	W	104-90
2/2/70	#2 Kentucky at Auburn	L	83-84	1/5/83	#5 Alabama at Auburn	W	91-80	1/25/95	#23 Florida at Auburn	W	77-71
3/2/70	Auburn at #1 Kentucky	L	81-102	1/15/83	Auburn at #6 Kentucky	W	75-67	2/1/95	Auburn at #20 Alabama	L	63-65
12/3/70	Auburn at #3 South Carolina	L	69-86	2/12/83	#13 Kentucky at Auburn	L	69-71	2/11/95	Auburn at #21 Mississippi St.	W	70-69
12/5/70	#19 N.C. State at Auburn	W	91-85	12/27/83	Auburn vs. #10 Wake Forest	L	67-76	2/18/95	#18 Alabama at Auburn	L	73-86
1/30/71	Auburn at #8 Tennessee	L	68-90	1/13/84	#2 Kentucky at Auburn	W	82-63	3/1/95	#14 Mississippi St. at Auburn	W	76-69
2/1/71	Auburn at #11 Kentucky	L	76-114	1/27/84	#10 LSU at Auburn	W	80-78	3/4/95	Auburn at #7 Arkansas	L	66-68
2/27/71	#17 Tennessee at Auburn	L	71-76	2/11/84	#16 Auburn at #6 Kentucky	L	64-84	3/10/95	Auburn vs. #3 Kentucky	L	81-93
3/1/71	#10 Kentucky at Auburn	L	83-102	3/10/84	Auburn vs. #3 Kentucky	L	49-51	11/26/95	Auburn vs. #13 Louisville	W	82-71
				11/30/84	Auburn at #13 UAB	W	61-59	1/13/96	#17 Georgia at Auburn	W	89-86
				3/16/85	Auburn vs. #13 Kansas	W	66-64	2/27/96	#1 Kentucky at Auburn	L	73-88
				3/22/85	Auburn vs. #7 North Carolina	L	56-62	3/8/96	Auburn vs. #25 Mississippi St.	L	
				12/10/85	Auburn at #16 UAB	L	56-62	58-69			
								1/18/97	Auburn at 4 Kentucky	L	53-77
								3/7/97	Auburn vs. #6 Kentucky	L	50-92



Auburn vs. Ranked Opponents by Date (Overall: 60-202)

11/11/97	Auburn vs. #24 Temple	L	42-68	1/17/07	#22 Tennessee at Auburn	W	83-80
1/21/98	#18 Arkansas at Auburn	L	65-79	1/23/07	#12 Alabama at Auburn	W	81-57
1/24/98	#14 South Carolina at Auburn	L	56-61	1/27/07	#1 Florida at Auburn	L	66-91
1/31/98	#12 Ole Miss at Auburn	W	68-67	2/24/07	Auburn at #25 Alabama	W	86-77
2/25/98	#7 Kentucky at Auburn	L	58-83	1/19/08	#15 Ole Miss at Auburn	W	80-77
2/28/98	Auburn at #13 Ole Miss	L	67-74	2/2/08	Auburn at #18 Vanderbilt	L	71-78
1/6/99	#18 Arkansas at #14 Auburn	W	83-66	2/20/08	Auburn at #2 Tennessee	L	70-89
1/20/99	#6 Auburn at #7 Kentucky	L	62-72	3/13/08	Auburn vs. #17 Vanderbilt	L	82-93
3/6/99	#4 Auburn vs. #14 Kentucky	L	57-69	2/21/09	Auburn at #23 LSU	L	72-79
3/14/99	Auburn vs. #14 Ohio St.	L	64-72	3/7/09	#11 LSU at Auburn	W	69-53
11/27/99	#2 Auburn vs. #7 Stanford	L	58-67	1/14/10	Auburn at #9 Tennessee	L	55-81
1/11/00	#20 Kentucky at #4 Auburn	W	66-63	1/28/10	Auburn at #18 Ole Miss	L	74-84
1/25/00	#7 Auburn at #11 Tennessee	L	76-105	1/11/11	Auburn at #13 Kentucky	L	54-78
2/9/00	#8 Auburn at #25 LSU	L	68-83	2/19/11	#18 Vanderbilt at Auburn	L	60-77
2/16/00	#11 Auburn at #24 Vanderbilt	W	86-80	1/11/12	#2 Kentucky at Auburn	L	53-68
2/27/00	#8 Auburn at #9 Florida	L	59-88	2/4/12	Auburn at #19 Mississippi State	L	88-91
3/1/00	#12 LSU at #13 Auburn	L	53-55	2/18/12	#23 Mississippi St. at Auburn	W	65-55
3/10/00	#23 Auburn vs. #10 Florida	W	78-70	2/21/12	Auburn at #11 Florida	L	47-63
3/18/00	#22 Auburn vs. #6 Iowa State	L	60-79	12/29/12	Auburn vs. #12 Illinois	L	79-81
1/6/01	#5 Tennessee at Auburn	L	88-96	1/26/13	#23 Ole Miss at Auburn	L	61-63
1/25/01	#14 Florida at Auburn	L	63-65	2/2/13	Auburn at #17 Missouri	L	77-91
1/27/01	Auburn at #15 Alabama	L	80-81	2/16/13	#7 Florida at Auburn	L	52-83
2/21/01	#14 Alabama at Auburn	W	72-69 (ot)	12/2/13	Auburn at #17 Iowa State	L	70-99
2/24/01	Auburn at #12 Ole Miss	L	62-64	1/11/14	#21 Missouri at Auburn	L	68-70
2/28/01	Auburn at #15 Kentucky	L	78-90	1/18/14	#7 Florida at Auburn	L	61-68
3/8/01	Auburn vs. #24 Tennessee	L	66-73	2/14/14	#14 Kentucky at Auburn	L	56-64
12/8/01	Auburn vs. #7 Virginia	L	72-77	2/19/14	Auburn at #2 Florida	L	66-71
1/12/02	#14 Alabama at Auburn	W	59-56	2/10/15	#23 Arkansas at Auburn	L	87-101
1/22/02	#8 Kentucky at Auburn	L	62-69	2/21/15	Auburn at #1 Kentucky	L	75-110
2/9/02	#17 Georgia at Auburn	W	75-72	3/14/15	Auburn vs. #1 Kentucky	L	67-91
2/20/02	Auburn at #8 Florida	L	61-89	12/19/15	Auburn at #10 Xavier	L	61-85
2/27/02	Auburn at #6 Alabama	L	68-73	1/5/16	#20 South Carolina at Auburn	L	69-81
3/7/02	Auburn vs. #11 Florida	L	63-81	1/16/16	#13 Kentucky at Auburn	W	75-70
1/18/03	#9 Alabama at Auburn	W	77-68	3/1/16	#18 Texas A&M at Auburn	L	63-81
1/22/03	#24 Auburn at #8 Kentucky	L	51-67				
1/25/03	#24 Auburn at #19 Georgia	L	79-85				
2/19/03	#19 Mississippi St. at Auburn	L	46-63				
3/1/03	#4 Florida at Auburn	L	70-73				
3/8/03	Auburn at #21 Mississippi St.	L	45-67				
3/15/03	Auburn vs. #2 Kentucky	L	58-78				
3/23/03	Auburn vs. #8 Wake Forest	W	68-62				
3/28/03	Auburn vs. #12 Syracuse	L	78-79				
1/7/04	Auburn at #20 Vanderbilt	L	53-59				
1/24/04	Auburn at #17 Florida	L	52-68				
1/31/04	#11 Mississippi St. at Auburn	L	68-73				
2/18/04	Auburn at #24 LSU	W	80-68				
2/21/04	#9 Kentucky at Auburn	L	59-68				
3/2/04	Auburn at #5 Mississippi St.	L	91-105				
12/3/04	Auburn vs. #24 Virginia	L	87-89				
1/5/05	Auburn at #18 Mississippi St.	L	53-90				
1/26/05	#14 Alabama at Auburn	L	55-60				
2/23/05	Auburn at #5 Kentucky	L	73-81				
3/2/05	Auburn at #19 Alabama	L	53-94				
1/14/06	Auburn at #2 Florida	L	57-69				
2/1/06	Auburn at #24 LSU	L	69-84				
2/15/06	Auburn at #8 Tennessee	L	89-105				
2/18/06	#25 LSU at Auburn	L	61-65				
11/25/06	Auburn vs. #7 Wisconsin	L	63-77				
12/3/06	#2 Pittsburgh at Auburn	L	66-74				
12/22/06	#13 Texas A&M at Auburn	L	58-87				
1/13/07	Auburn at #13 LSU	L	63-65				



Record vs. Opponents

		First	Last			First	Last			First	Last	
Won	Lost	Game	Game	Won	Lost	Game	Game	Won	Lost	Game	Game	
Air Force		1981	2003	0	1	1987	1987	Puerto Rico-Mayaguez	2	0	1999	2002
Alabama	59	94	1924	1	0	2012	2012	Purdue	1	1	1985	2001
Alabama A&M	3	0	2007	1	0	2009	2009	Radford	1	0	1985	1985
Alabama State	5	0	1990	1	1	1978	1979	Rhode Island	0	1	2012	2012
Alaska-Anchorage	0	1	1990	1	2	1987	2013	Rice	3	1	1956	1966
Albany YMCA	0	1	1925	1	0	1989	1989	Richmond	2	1	1977	1984
Appalachian State	1	0	1977	3	2	1966	2010	Robert Morris	1	0	2000	2000
Arizona	1	0	1986	0	2	1945	1945	Rutgers	4	2	1968	2010
Arkansas	17	32	1968	13	0	1955	2013	St. Bonaventure	0	1	1968	1968
Arkansas-Little Rock	1	0	1996	2	1	1992	1995	St. John's	1	0	1986	1986
Arkansas-Pine Bluff	5	0	1996	1	0	1985	1985	St. Joseph's (Pa.)	2	0	1957	2003
Arkansas State	0	1	1980	0	1	1994	1994	St. Louis	1	0	1970	1970
Armstrong State	3	0	1981	2	0	2007	2011	St. Louis	22	2	1926	2010
Athens College	2	0	1964	18	91	1921	2016	Samford	0	1	2009	2009
Atlanta Ath. Club	1	13	1906	1	0	1986	1986	Sam Houston State	1	0	1987	1987
Augusta Ath. Assn.	1	0	1909	0	1	1929	1929	San Diego	1	0	1988	1988
Augusta College	1	0	1987	0	1	1974	1974	San Jose State	1	0	1988	1988
Austin Peay	4	0	1980	1	0	1935	1935	Selma YMCA	1	0	1913	1913
Ball State	1	1	1993	1	0	1939	1939	Seton Hall	0	1	2011	2011
Baylor	2	4	1949	1	0	1995	1995	Sewanee	26	1	1927	1941
Belmont	2	0	1999	1	0	1995	1995	Slippery Rock	1	0	1992	1992
Bessemer Ath. Club	4	4	1908	1	0	1995	1995	South Alabama	5	4	1973	2006
Bethune-Cookman	3	0	1998	1	0	1992	1992	South Carolina	23	16	1930	2016
Birmingham Ath. Club*	11	17	1906	1	0	2005	2005	South Carolina State	1	0	2002	2002
Birmingham College	2	0	1918	1	1	1979	2011	South Florida	5	1	1975	2011
Birmingham High School	2	2	1910	1	0	1992	1992	Southeastern Louisiana	4	0	1998	2008
Birmingham-Southern	22	4	1926	6	3	1962	2014	Southern	1	0	2007	2007
Birmingham YMCA	0	2	1910	3	0	1995	2008	Southern Cal	0	2	1973	1978
Boston College	2	1	1986	6	85	1912	2016	Southern College (Fla.)	2	0	1928	1929
Bradley	2	0	1988	5	2	1967	2004	Southern Illinois	1	0	1978	1978
Brigham Young	1	0	1998	1	1	1986	1995	So. Ill.-Edwardsville	1	0	1992	1992
Buffalo	1	0	1970	1	0	1964	1964	Southern Methodist	0	4	1949	1976
Butler	2	0	1975	1	0	1994	1994	Southern Mississippi	14	2	1964	2007
Campbell	0	1	2010	3	1	1913	1917	Spring Hill	7	1	1921	1963
Camp Benning	6	4	1919	0	2	1995	1998	Stanford	0	1	1999	1999
Cal State-Chico	1	0	1982	1	0	2001	2001	Stetson	3	1	1982	1986
Cal State-Fullerton	1	0	1983	1	0	2003	2003	Stony Brook	1	0	1999	1999
Centenary	1	0	1992	4	4	1945	1952	Syracuse	0	1	2003	2003
Central Florida	4	1	1986	3	0	2001	2011	Talladega Ath. Club	0	1	1916	1916
Centre College	0	1	1921	1	0	1953	1953	Temple	2	2	1978	2005
Charleston Southern	3	0	2006	16	16	1906	2015	Tennessee	38	77	1927	2016
Charlotte YMCA	0	1	1920	1	1	1967	2001	Tennessee-Chattanooga	2	2	1927	1992
The Citadel	1	1	1967	0	1	1993	1993	Tennessee-Martin	2	0	1988	2009
Clemson	15	12	1920	0	1	1990	1990	Tennessee State	2	0	2006	2013
Coastal Carolina	2	1	1995	3	0	2004	2014	Tennessee Tech	4	1	1981	2012
College of Charleston	3	0	2003	1	0	2006	2006	Texas	1	1	1911	1956
Colorado	0	3	1996	1	0	2014	2014	Texas A&M	4	8	1962	2016
Colorado State	2	2	1949	73	58	1928	2016	Texas A&M-Corpus Christi	1	0	2008	2008
Columbia	2	0	1966	1	1	1939	1982	Texas Christian	2	1	1958	1996
Columbus College	2	0	1984	74	69	1915	2016	Texas-Pan American	1	0	2009	2009
Columbus YMCA	3	12	1906	1	4	2013	2016	Texas Southern	3	0	1989	2014
Connecticut	0	1	1990	1	1	2008	2009	Texas Tech	1	2	1963	2014
Coppin State	1	0	1999	1	1	1915	1926	Texas Wesleyan	1	0	1980	1980
Creighton	1	1	1977	1	0	2003	2003	Toledo	0	2	2000	2004
Cumberland	0	1	1913	14	3	1906	1928	Towson	2	0	1981	2007
Dartmouth	1	0	1970	1	0	1989	1989	Troy State	10	1	1949	2009
Davidson	1	0	1952	3	1	1996	2013	Tulane	33	25	1906	2009
Dayton	0	4	1966	1	0	1911	1911	Tulsa	2	1	1976	2014
Delaware	2	0	1985	5	1	1960	1998	Tuskegee	1	0	2008	2008
Denver	1	0	2002	1	0	1939	1939	UAB	8	10	1983	2015
DePaul	0	1	2012	1	0	1922	1922	USC-Upstate	1	0	2010	2010
Detroit	1	0	2000	1	0	2015	2015	UNLV	1	4	1986	2004
Duke	0	3	1964	1	0	2003	2003	Utah	1	0	1983	1983
Duquesne	2	0	1990	1	0	2009	2009	UTEP	0	3	1974	2011
East Tennessee State	1	0	2006	5	1	1993	2013	Vanderbilt	51	88	1921	2016
Eastern Illinois	1	0	1973	1	0	1995	1995	Villanova	2	2	1984	1991
Eastern Kentucky	3	1	1956	0	4	1922	1985	Virginia	4	3	1920	2009
Eckerd	1	0	1981	0	4	1922	1985	Virginia Commonwealth	4	1	1975	1989
Fairleigh Dickinson	1	0	1977	3	5	1926	2009	Virginia Military	0	2	1920	1926
Florida	87	77	1927	2	1	1998	2010	Virginia Tech	6	2	1920	1999
Florida A&M	8	0	1994	1	1	1992	1993	Wake Forest	4	3	1908	2003
Florida Atlantic	1	0	1993	1	0	2011	2011	Washington	0	1	1948	1948
Florida International	2	0	1983	1	0	2003	2003	Washington & Lee	1	1	1920	1955
Florida State	23	8	1959	0	1	2008	2008	Weber State	1	0	1997	1997
Fordham	1	0	1993	1	1	2013	2015	W. Alabama (Livingston)	2	0	1949	1961
Furman	4	1	1923	4	0	1937	1948	West Florida	1	0	1994	1994
Gardner-Webb	1	0	2005	1	0	1991	1991	West Georgia	1	0	2010	2010
Georgetown (Ky.)	1	0	1928	0	1	1999	1999	West Point Ath. Club	2	0	1920	1923
George Washington	2	1	1980	1	1	1979	1988	West Virginia	2	2	1985	2007
Georgia	91	92	1908	0	2	1956	1968	Western Carolina	4	0	1974	1996
Georgia Southern	7	0	1965	2	2	1978	2016	Western Kentucky	1	3	1973	2003
Georgia Southwestern	1	0	2010	2	1	1971	1993	Western Michigan	0	1	2002	2002
Georgia State	5	1	1989	1	1	1978	1979	Wetumpka Ath. Club	3	0	1908	1914
Georgia Tech	53	61	1906	1	0	2000	2000	White's Business College	1	0	1928	1928
Grambling	5	0	1988	1	0	2014	2014	William & Mary	0	1	1982	1982
Gunter Field	1	1	1945	0	1	1943	1943	Winston-Salem State	1	0	2006	2006
Harvard	0	1	2015	1	0	1999	1999	Winthrop	4	1	1996	2014
Hawai'i	2	1	1998	1	1	1997	1999	Wisconsin	0	1	2006	2006
Hawai'i-Hilo	1	0	1996	0	2	2005	2006	Wofford	6	2	1923	2006
High Point	2	0	2001	1	1	2008	2010	Wyoming	1	0	1959	1959
Houston	1	6	1962	1	0	2000	2000	Xavier	4	5	1963	2015
Huntingdon	1	0	1961	2	0	1999	2002	Youngstown State	1	0	1984	1984
Illinois	0	3	1988	1	1	1985	2001					
Illinois Wesleyan	1	0	1948	1	0	1985	1985					
Indiana	0	1	1987	1	1	1985	2001					
IPFW	1	0	2012	1	0	1985	1985					
IUPUI	1	0	2009	0	1	2012	2012					
Iona	1	1	1978	0	1	1985	1985					
Iowa State	1	2	1987	0	1	1985	1985					
Jackson State	1	0	1989	0	1	1985	1985					
Jacksonville	3	2	1966	0	1	1985	1985					
Jacksonville Navy	0	2	1945	0	1	1985	1985					
Jacksonville State	13	0	1955	0	1	1985	1985					
James Madison	2	1	1992	0	1	1985	1985					
Kansas	1	0	1985	0	1	1985	1985					
Kansas State	0	1	1994	0	1	1985	1985					
Kennesaw State	2	0	2007	0	1	1985	1985					
Kentucky	18	91	1921	0	1	1985	1985					
Kentucky Wesleyan	1	0	1986	0	1	1985	1985					
LaGrange YMCA	0	1	1929	0	1	1985	1985					
Lamar	1	0	1974	0	1	1985	1985					
Lanett Athletic Club	1	0	1935	0	1	1985	1985					
Lanett Mill	2	0	1939	0	1	1985	1985					
La Salle	1	0	1995	0	1	1985	1985					
Liberty	1	0	1995	0	1	1985	1985					
Lincoln Memorial	1	0	1992	0	1	1985	1985					
Lipscomb	1	0	2005	0	1	1985	1985					
Long Beach State	1	1	1979	0	1	1985	1985					
Louisiana College	1	0	1992	0	1	1985	1985					
Louisiana-Lafayette	6	3	1962	0	1	1985	1985					
Louisiana-Monroe	3	0	1995	0	1	1985	1985					
LSU	66	85	1912	0	1	1985	1985					
Louisiana Tech	5	2	1967	0	1	1985	1985					
Louis												



Series Scores

AIR FORCE (1-1)				
Dec. 29, 1980	TOL	L	OT 46	48
Dec. 7, 2003	H	W	68	49

Key to Abbreviation: TOL—Toledo, Ohio

ALABAMA (59-94)				
Mar. 1, 1924	ATL*	L	19	40
Feb. 28, 1941	LOU+	L	16	38
Dec. 21, 1948	BHAM	L	45	46
Jan. 5, 1949	H	L	38	45
Jan. 27, 1949	A	L	37	39
Dec. 20, 1949	H	W	45	40
Jan. 28, 1950	A	W	66	58
Feb. 18, 1950	H	W	67	58
Dec. 19, 1950	A	L	46	70
Jan. 18, 1951	H	L	64	65
Feb. 10, 1951	A	L	44	63
Feb. 2, 1952	H	L	60	62
Feb. 23, 1952	A	L	50	63
Feb. 28, 1952	LOU+	L	49	63
Jan. 17, 1953	A	L	51	61
Feb. 28, 1953	H	W	78	73
Dec. 19, 1953	BHAM	L	62	70
Jan. 16, 1954	A	L	58	70
Mar. 5, 1954	H	L	55	57
Jan. 15, 1955	MONT	L	78	99
Mar. 5, 1955	MONT	L	80	84
Jan. 14, 1956	MONT	L	77	86
Mar. 2, 1956	MONT	L	82	93
Jan. 19, 1957	MONT	W	OT 92	88
Mar. 1, 1957	MONT	L	2OT 79	81
Jan. 18, 1958	MONT	L	65	83
Mar. 1, 1958	MONT	W	67	65
Dec. 20, 1958	BHAM	W	79	60
Jan. 17, 1959	MONT	W	57	55
Feb. 28, 1959	MONT	W	69	50
Dec. 19, 1959	BHAM	W	59	52
Jan. 16, 1960	MONT	W	69	66
Feb. 27, 1960	MONT	W	OT 63	61
Dec. 17, 1960	BHAM	W	74	62
Jan. 28, 1961	MONT	L	OT 66	71
Mar. 4, 1961	MONT	W	80	69
Jan. 20, 1962	MONT	W	60	50
Mar. 4, 1962	MONT	W	62	49
Jan. 19, 1963	MONT	W	OT 81	78
Mar. 2, 1963	MONT	W	OT 74	67
Jan. 18, 1964	MONT	L	72	86
Feb. 29, 1964	MONT	W	83	76
Jan. 16, 1965	MONT	W	93	68
Mar. 6, 1965	MONT	W	80	60
Jan. 22, 1966	MONT	W	90	71
Mar. 5, 1966	MONT	L	83	88
Feb. 11, 1967	MONT	W	66	63
Mar. 3, 1967	MONT	W	OT 99	96
Feb. 10, 1968	A	L	63	64
Mar. 2, 1968	H	W	73	69
Jan. 15, 1969	H	W	78	63
Feb. 17, 1969	A	W	60	53
Jan. 12, 1970	A	W	86	77
Feb. 14, 1970	H	W	121	78
Jan. 11, 1971	H	W	83	72
Feb. 13, 1971	A	W	92	76
Jan. 22, 1972	A	L	66	89
Feb. 19, 1972	H	L	78	79
Jan. 20, 1973	H	L	64	76
Feb. 17, 1973	A	L	75	87
Feb. 2, 1974	H	L	64	73
Mar. 4, 1974	A	L	84	97
Feb. 1, 1975	A	L	53	77
Mar. 8, 1975	H	W	76	70
Jan. 10, 1976	H	L	62	63
Feb. 7, 1976	A	L	75	86
Jan. 3, 1977	H	L	71	74
Mar. 5, 1977	A	L	77	81
Jan. 28, 1978	H	L	74	81
Feb. 25, 1978	A	L	86	89
Jan. 20, 1979	H	L	76	83
Feb. 17, 1979	A	L	73	80
Jan. 23, 1980	H	L	OT 46	50
Feb. 20, 1980	A	L	47	59
Jan. 28, 1981	A	L	73	83
Feb. 25, 1981	H	W	56	54
Jan. 27, 1982	H	L	65	67
Feb. 24, 1982	A	L	72	74

Jan. 5, 1983	H	W	91	80
Mar. 6, 1983	A	L	78	86
Mar. 10, 1983	BHAM+	L	61	62
Jan. 5, 1984	A	W	91	86
Mar. 3, 1984	H	W	83	70
Jan. 16, 1985	H	L	55	60
Feb. 16, 1985	A	L	2OT 72	74
Mar. 9, 1985	BHAM+	W	OT 53	49
Jan. 16, 1986	A	L	56	60
Feb. 15, 1986	H	W	71	69
Jan. 22, 1987	A	L	82	88
Feb. 21, 1987	H	L	75	77
Mar. 7, 1987	ATL+	L	68	87
Jan. 27, 1988	H	W	84	74
Feb. 27, 1988	A	L	77	82
Jan. 28, 1989	H	L	64	67
Mar. 2, 1989	A	L	58	74
Jan. 27, 1990	A	L	59	78
Feb. 28, 1990	H	L	65	80
Mar. 10, 1990	ORL+	L	71	87
Jan. 3, 1991	H	L	56	68
Feb. 2, 1991	A	L	80	88
Mar. 9, 1991	NASH+	L	59	77
Jan. 18, 1992	H	W	81	63
Mar. 7, 1992	A	L	80	82
Jan. 27, 1993	A	L	78	81
Mar. 3, 1993	H	W	78	70
Jan. 25, 1994	H	L	69	74
Mar. 5, 1994	A	L	68	83
Mar. 11, 1994	MEM+	L	55	83
Feb. 1, 1995	A	L	63	65
Feb. 18, 1995	H	L	73	86
Jan. 10, 1996	A	L	65	72
Feb. 14, 1996	H	L	72	75
Jan. 28, 1997	H	W	72	62
Feb. 22, 1997	A	L	50	55
Jan. 18, 1998	H	W	94	40
Feb. 4, 1998	A	L	62	76
Jan. 23, 1999	A	W	73	58
Feb. 13, 1999	H	W	102	61
Mar. 5, 1999	ATL+	W	93	61
Feb. 2, 2000	H	W	77	63
Feb. 22, 2000	A	L	64	68
Jan. 27, 2001	A	L	80	81
Feb. 21, 2001	H	W	OT 72	69
Jan. 12, 2002	H	W	59	56
Feb. 27, 2002	A	L	68	73
Jan. 18, 2003	H	W	77	68
Feb. 15, 2003	A	L	68	84
Jan. 17, 2004	A	L	46	69
Feb. 24, 2004	H	L	71	72
Jan. 26, 2005	H	L	55	60
Mar. 2, 2005	A	L	53	94
Jan. 11, 2006	H	L	52	56
Mar. 1, 2006	A	L	61	71
Jan. 23, 2007	H	W	81	57
Feb. 24, 2007	A	W	86	77
Jan. 26, 2008	A	L	77	97
Feb. 24, 2008	H	W	88	76
Jan. 17, 2009	H	W	85	71
Mar. 3, 2009	A	W	77	73
Jan. 30, 2010	H	W	58	57
Mar. 6, 2010	A	L	61	73
Jan. 22, 2011	H	L	58	68
Feb. 23, 2011	A	L	49	51
Feb. 7, 2012	H	L	50	68
Feb. 29, 2012	A	L	49	55
Feb. 6, 2013	H	W	49	37
Feb. 26, 2013	A	L	43	61
Jan. 30, 2014	H	W	74	55
Mar. 1, 2014	A	L	57	73
Jan. 24, 2015	A	L	55	57
Feb. 17, 2015	H	L	68	79
Jan. 19, 2016	H	W	83	77
Feb. 27, 2016	A	L	57	65

*Southern Conference Tournament
+SEC Tournament

Key to Abbreviations:

ATL—Atlanta, Ga. BHAM—Birmingham, Ala.
LOU—Louisville, Ky. MONT—Montgomery, Ala.
NASH—Nashville, Tenn. ORL—Orlando, Fla.
MEM—Memphis, Tenn.

Series Notes

All Games at Auburn: Auburn leads 29-27

All Games at Auburn Arena: Series tied 3-3
All Games at BEMC: Auburn leads 22-20
All Games at Alabama: Alabama leads 48-8
All Games at Coleman Coliseum: Alabama leads 41-7
Bruce Pearl vs. Alabama: 6-6
Avery Johnson vs. Auburn: 1-1
All Games at Neutral Sites: Auburn leads 22-19
All Games at Birmingham: Auburn leads 4-3
All Games at Montgomery: Auburn leads 17-9
SEC Tournament Games: Alabama leads 7-2
Current Series Streak: 1 by Alabama
Longest Auburn Streak: 8 ('57-'58/'60-'61)
Longest Alabama Streak: 11 ('75-'76/'80-'81)

ALABAMA A&M (3-0)

Dec. 22, 2007	H	W	67	56
Dec. 29, 2008	H	W	82	40
Dec. 1, 2009	A	W	87	52

ALABAMA STATE (5-0)

Dec. 11, 1989	H	W	98	79
Dec. 17, 1994	H	W	102	62
Nov. 16, 2007	A	W	63	60
Dec. 22, 2008	H	W	77	72
Dec. 22, 2009	H	W	94	78

ALASKA-ANCHORAGE (0-1)

Nov. 26, 1989	A*	L	94	109
---------------	----	---	----	-----

* Great Alaska Shootout (Anchorage, Alaska)

ALBANY YMCA (0-1)

Dec. 19, 1924		L	21	28
---------------	--	---	----	----

APPALACHIAN STATE (1-0)

Nov. 29, 1976	H	W	84	61
---------------	---	---	----	----

ARIZONA (1-0)

Mar. 14, 1986	LB*	W	73	63
---------------	-----	---	----	----

*NCAA Tournament

Key to Abbreviation: LB—Long Beach, Calif.

ARKANSAS (17-32)

Dec. 27, 1967	OKC	W	65	58
Jan. 4, 1992	A	L	92	110
Feb. 26, 1992	H	L	74	82
Jan. 23, 1993	A	W	100	89
Mar. 6, 1993	H	W	81	80
Jan. 15, 1994	H	L	105	117
Feb. 26, 1994	A	L	81	91
Jan. 14, 1995	H	W	104	90
Mar. 4, 1995	A	L	66	68
Jan. 6, 1996	H	W	101	76
Feb. 17, 1996	A	L	77	87
Jan. 8, 1997	H	L	55	56
Feb. 11, 1997	A	L	42	75
Jan. 21, 1998	H	L	65	79
Feb. 21, 1998	A	L	83	107
Jan. 6, 1999	H	W	83	66
Feb. 24, 1999	A	L	88	104
Feb. 5, 2000	H	W	73	55
Mar. 5, 2000	A	L	55	64
Mar. 12, 2000	ATL+	L	67	75
Jan. 17, 2001	A	L	72	82
Feb. 14, 2001	H	W	71	63
Jan. 5, 2002	H	L	77	83
Feb. 2, 2002	A	L	60	62
Jan. 11, 2003	A	W	52	37
Mar. 5, 2003	H	W	69	54
Jan. 21, 2004	H	W	70	63
Feb. 4, 2004	A	L	52	74
Jan. 22, 2005	A	L	59	95
Mar. 5, 2005	H	W	77	64
Jan. 21, 2006	H	L	52	68
Feb. 11, 2006	A	L	64	84
Feb. 7, 2007	A	L	57	65
Feb. 21, 2007	H	W	67	59
Jan. 10, 2008	H	L	70	76
Mar. 8, 2008	A	L	64	77
Jan. 24, 2009	A	W	73	51
Feb. 11, 2009	H	W	75	62
Feb. 6, 2010	A	L	OT 79	82
Feb. 20, 2010	H	W	92	83
Jan. 25, 2011	A	L	64	73
Feb. 26, 2011	H	L	55	57



Series Scores

Jan. 25, 2012	A	L	53	56
Feb. 25, 2012	H	L	71	77
Jan. 16, 2013	A	L	20T 80	88
Feb. 13, 2013	H	L	75	83
Jan. 25, 2014	A	L	67	86
Feb. 10, 2015	H	L	87	101
Feb. 17, 2016	A	W	90	86

+SEC Tournament **Key to Abbreviation:**
OKC—Oklahoma City, Okla. ATL—Atlanta, Ga.

Series Notes

All Games at Auburn: Auburn leads 12-11
All Games at Auburn Arena: Arkansas leads 4-0
All Games at BEMC: Auburn leads 12-7
All Games at Arkansas: Arkansas leads 20-4
All Games at Bud Walton Arena: Arkansas leads 19-3
Bruce Pearl vs. Arkansas: 6-4
Mike Anderson vs. Auburn: 6-1
All Games at Neutral Sites: Series tied 1-1
SEC Tournament Games: Arkansas leads 1-0
Current Series Streak: 1 by Auburn
Longest Auburn Streak: 3 ('02-'03/'03-'04)
Longest Arkansas Streak: 8 ('11-'15)

ARKANSAS-LITTLE ROCK (1-0)

Dec. 5, 1996	H	W	75	63
--------------	---	---	----	----

ARKANSAS-PINE BLUFF (5-0)

Nov. 25, 1996	H	W	89	56
Nov. 21, 1999	H	W	100	44
Dec. 4, 2010	H	W	76	72
Nov. 28, 2011	H	W	72	59
Dec. 30, 2013	H	W	91	59

ARKANSAS STATE (0-1)

Dec. 7, 1979	COL	OT LOT	62	69
--------------	-----	--------	----	----

Key to Abbreviation: COL—Columbia, Mo.

ARMSTRONG STATE (3-0)

Dec. 6, 1980	H	W	79	70
Dec. 3, 1984	H	W	80	47
Dec. 1, 1986	H	W	94	54

ATHENS COLLEGE (2-0)

Dec. 27, 1963	H	W	83	51
Dec. 4, 1971	H	W	95	71

ATLANTA ATHLETIC CLUB (1-13)

Feb. 16, 1906	A	W	28	17
1909-10	A	L	23	44
1911-12		L	22	60
Jan. 11, 1913	A	L	30	62
Jan. 10, 1914	A	L	20	70
Jan. 18, 1915	A	L	29	43
1914-15	A	L	18	76
1918-19	A	L	23	40
1918-19		L	26	36
1919-20	A	L	19	57
1919-20	H	L	24	44
Jan. 15, 1921	A	L	17	42
Jan. 14, 1922	A	L	12	42
Jan. 12, 1924		L	22	31

AUGUST ATHLETIC ASSOCIATION (1-0)

Jan. 27, 1909	H	W	37	9
---------------	---	---	----	---

AUGUST COLLEGE (1-0)

Dec. 18, 1986	H	W	89	66
---------------	---	---	----	----

AUSTIN PEAY (4-0)

Dec. 18, 1979	BHAM	W	65	61
Dec. 20, 1980	A	W	52	51
Dec. 5, 1981	H	W	67	56
Dec. 11, 1986	H	W	115	93

Key to Abbreviation: BHAM—Birmingham, Ala.

BALL STATE (1-1)

Dec. 7, 1993	H	W	92	87
Dec. 3, 1994	A	L	74	82

BAYLOR (2-4)

Dec. 27, 1948	OKC	L	44	59
Dec. 20, 1957	A	L	53	62
Dec. 6, 1958	H	W	71	60
Dec. 9, 1995	A	W	83	64

Dec. 14, 1996	H	L	63	68
Mar. 24, 2009	H*	L	72	74

Key to Abbreviation: * National Invitation Tournament
OKC—Oklahoma City, Okla.

BELMONT (2-0)

Dec. 1, 1999	H	W	65	56
Dec. 30, 2004	H	W	73	69

BESSEMER ATHLETIC CLUB (4-4)

Feb. 16, 1908	A	W	34	13
Jan. 16, 1909	H	L	14	17
1909-10	H	W	26	18
1909-10	A	W	23	10
1910-11		W	28	24
1911-12		L	19	20
Feb. 5, 1913	A	L	9	31
Jan. 30, 1914	A	L	27	68

BETHUNE-COOKMAN (3-0)

Dec. 29, 1998	H	W	99	46
Nov. 25, 2008	H	W	61	46
Jan. 2, 2012	H	W	67	41

BIRMINGHAM ATHLETIC CLUB (11-17-1)

Mar. 16, 1906	A	T	14	14
Feb. 16, 1907	A	L	23	29
1906-07		L	20	21
Feb. 8, 1908		W	26	14
Feb. 15, 1908		L	21	25
1909-10	A	L	31	33
1909-10	H	W	31	19
1909-10	A	W	26	19
1910-11		L	19	53
1911-12		L	26	35
1911-12		L	9	27
Feb. 6, 1913	A	L	12	35
Jan. 23, 1914	H	L	19	42
Jan. 20, 1918		L	19	27
Feb. 12, 1919		L	22	38
1919-20	H	W	27	21
1919-20	A	W	25	20
Feb. 12, 1921	A	L	34	39
Feb. 4, 1922	A	W	29	19
Feb. 18, 1922	H	W	34	21
1922-23		W	31	17
1922-23		L	19	42
Jan. 19, 1924		W	44	23
Feb. 16, 1924		L	OT 32	36
Feb. 14, 1925		L	25	35
Jan. 23, 1926	A	L	27	44
Feb. 13, 1926	H	W	39	32
1928-29	H	W	37	34
1928-29	A	L	20	38

BIRMINGHAM COLLEGE (2-0)

1917-18		W	27	24
1917-18		W	19	11

BIRMINGHAM HIGH SCHOOL (2-2)

1909-10	H	W	29	16
1910-11		L	21	28
1911-12		W	31	8
Feb. 7, 1913	A	L	24	34

BIRMINGHAM-SOUTHERN (22-4)

1925-26	A	W	32	17
Jan. 8, 1932	A	W	41	23
Jan. 20, 1933	A	L	33	50
Jan. 26, 1934	H	L	22	39
Jan. 26, 1935	H	L	20	37
Feb. 2, 1935	A	L	40	46
Jan. 24, 1936	A	W	26	17
Feb. 28, 1936	N	W	41	22
Jan. 30, 1937	A	W	39	22
Jan. 19, 1938	A	W	49	39
Feb. 18, 1938	A			
Jan. 28, 1939	H	W	50	17
Feb. 11, 1939	H	W	52	35
Dec. 4, 1948	A	W	40	32
Dec. 1, 1949	H	W	79	49
Jan. 4, 1950	A	W	70	48
Nov. 30, 1950	A	W	57	56
Dec. 6, 1950	H	W	69	57

Nov. 29, 1951	A	W	65	59
Dec. 15, 1951	H	W	79	46
Dec. 13, 1952	A	W	87	61
Jan. 6, 1953	H	W	84	59
Dec. 1, 1953	H	W	81	50
Dec. 4, 1953	A	W	93	66
Dec. 4, 1954	H	W	90	77
Dec. 3, 1955	H	W	81	64
Nov. 26, 1985	H	W	61	51

BIRMINGHAM YMCA (0-2)

1909-10	A	L	12	23
1910-11		L	27	30

BOSTON COLLEGE (2-1)

Dec. 23, 1985	ORL	W	89	85
Nov. 21, 2012	A	L	49	50
Dec. 22, 2013	H	W	77	67

Key to Abbreviation: ORL—Orlando, Fla.

BRADLEY (2-0)

Mar. 17, 1988	ATL*	W	90	86
Dec. 16, 1999	MOB	W	78	64

Key to Abbreviation: *NCAA Tournament
ATL—Atlanta, Ga. MOB—Mobile, Ala.

BYU (1-0)

Nov. 23, 1998	H	W	62	43
---------------	---	---	----	----

BUFFALO (1-0)

Dec. 27, 1969	BHAM	W	84	61
---------------	------	---	----	----

Key to Abbreviation: BHAM—Birmingham, Ala.

BUTLER (2-0)

Dec. 7, 1974	A	W	74	71
Dec. 1, 1975	H	W	80	69

CAMPBELL (0-1)

Nov. 20, 2010	H	L	54	61
---------------	---	---	----	----

CAMP BENNING (6-4)

Jan. 25, 1919	H	W	68	9
Jan. 17, 1921	A	L	11	19
Feb. 14, 1922	H	L	17	30
1922-23		W	24	19
Jan. 16, 1924		W	42	18
Jan. 13, 1925	H	L	27	36
Feb. 12, 1925	A	W	38	36
1928-29	H	W	40	38
1928-29	A	L	37	43
1930-31		W	54	13

CAL STATE-CHICO (1-0)

Dec. 21, 1981	H	W	104	61
---------------	---	---	-----	----

CAL STATE-FULLERTON (1-0)

Dec. 28, 1982	SLC	W	69	60
---------------	-----	---	----	----

Key to Abbreviation: SLC—Salt Lake City, Utah

CENTENARY (1-0)

Dec. 21, 1992	H	W	86	61
---------------	---	---	----	----

CENTRAL COLLEGE (0-1)

Jan. 31, 1921	A	L	24	42
---------------	---	---	----	----

CHARLESTON SOUTHERN (3-0)

Dec. 30, 2006	H	W	69	53
Nov. 19, 2007	A1	W	89	59
Dec. 29, 2009	H	W	77	62

A1—North Charleston (S.C.) Coliseum

CHARLOTTE YMCA (0-1)

1919-20	A	L	30	36
---------	---	---	----	----

THE CITADEL (1-1)

Dec. 1, 1966	A	W	105	83
Dec. 1, 1967	H	L	70	73

CLEMSON (15-12)

1919-20	A	W	60	12
Mar. 3, 1921	ATL+	W	45	25
Jan. 21, 1922	H	W	32	19
1922-23		L	19	24
Feb. 3, 1927	H	W	45	26



Series Scores

Feb. 4, 1927	H	W	45	23
Jan. 18, 1928	H	W	56	26
Jan. 19, 1928	H	W	30	23
Feb. 27, 1928	ATL+	W	27	26
Feb. 1, 1929	A	L	20	46
Jan. 10, 1930	H	L	31	39
Jan. 10, 1931	H	W	44	20
Jan. 26, 1931	A	L	33	37
1935-36	H	L	23	33
1935-36	H	L	18	31
Feb. 15, 1937		W	41	33
Feb. 16, 1937		W	33	26
Dec. 17, 1956	CHAR	W	89	64
Dec. 27, 1964	GRE	L	65	77
Dec. 21, 1968	BHAM	W	92	72
Dec. 4, 1969	A	W	61	60
Dec. 30, 1971	GRE	L	67	77
Nov. 30, 1973	A	L	72	87
Dec. 27, 1974	MIN	L	59	63
Mar. 18, 1993	*A*	L	72	84
Dec. 19, 2013	H	W	66	64
Dec. 14, 2014	A	L	61	72

*National Invitation Tour. +Southern Conference Tour.
Key to Abbreviations: MIN—Minneapolis, Minn.
 ATL—Atlanta, Ga. BHAM—Birmingham, Ala.
 CHAR—Charlotte, N.C. GRE—Greenville, S.C.

COASTAL CAROLINA (2-1)

Dec. 17, 1995	H	W	82	66
Dec. 5, 2014	H	L	54	58
Dec. 2, 2015	A	W	81	78

COLLEGE OF CHARLESTON (3-0)

Nov. 17, 2003	H	W	66	62
Dec. 7, 2004	A	W	76	61
Nov. 16, 2012	A	W	55	51

COLORADO (0-3)

Nov. 29, 1996	HILO	L	OT 72	78
Nov. 17, 2014	A	L	59	90
Nov. 17, 2015	H	L	84	91

Key to Abbreviation: HILO—Hilo, Hawaii

COLORADO STATE (2-2)

Dec. 28, 1948	OKC	L	41	46
Dec. 1, 2003	H	W	84	54
Nov. 30, 2004	H	W	OT 79	76
Nov. 28, 2005	A	L	67	77

Key to Abbreviation: OKC—Oklahoma City, Okla.

COLUMBIA (2-0)

Dec. 20, 1965	TAM	W	OT 76	75
Dec. 30, 1980	TOL	W	63	55

Key to Abbreviations:
 TAM—Tampa, Fla. TOL—Toledo, Ohio

COLUMBUS COLLEGE (2-0)

Nov. 28, 1983	H	W	58	54
Nov. 26, 1984	H	W	91	56

COLUMBUS YMCA (3-12)

Feb. 7, 1906	H	L	16	18
Feb. 14, 1907	H	W	OT 29	27
Feb. 26, 1907	A	W	16	11
1907-08		L	32	37
Mar. 2, 1908	H	L	19	33
Jan. 8, 1909	H	L	14	41
1909-10	A	L	8	44
1909-10	H	L	16	42
1910-11		L	33	45
1911-12		L	12	19
1912-13	H	L	13	77
Jan. 9, 1914	A	L	3	74
Feb. 14, 1914	H	L	11	41
Feb. 27, 1915	A	L	29	51
Jan. 8, 1924		W	36	19

CONNECTICUT (0-1)

Nov. 25, 1989	ANCH	L	81	95
---------------	------	---	----	----

Key to Abbreviation: ANCH—Anchorage, Alaska

COPPIN STATE (1-0)

Dec. 13, 1999	H	W	63	35
---------------	---	---	----	----

CREIGHTON (1-1)

Dec. 28, 1976	LOU	L	76	81
Mar. 16, 2000	MINN*	W	72	69

Key to Abbreviation: *NCAA Tournament
 LOU—Louisville, Ky. MINN—Minneapolis, Minn.

CUMBERLAND (0-1)

Jan. 23, 1913	H	L	19	35
---------------	---	---	----	----

DARTMOUTH (1-0)

Dec. 20, 1969	NASH	W	85	76
---------------	------	---	----	----

Key to Abbreviation: NASH—Nashville, Tenn.

DAVIDSON (1-0)

Dec. 28, 1951	CHAR	W	66	59
---------------	------	---	----	----

Key to Abbreviation: CHAR—Charlotte, N.C.

DAYTON (0-4)

Dec. 29, 1965	NO	L	71	85
Dec. 18, 1972	A	L	63	106
Nov. 28, 2008	HE	L	OT 59	60
Nov. 18, 2012	CHAS	L	63	73

Key to Abbreviation:
 NO—New-Orleans, La. HE—Hoffman Estates, Ill.
 CHAS - Charleston, S.C.

DELAWARE (2-0)

Dec. 22, 1984	CHAT	W	95	63
Dec. 20, 2004	CARO	W	74	46

Key to Abbreviation: CHAT—Chattanooga, Tenn.
 CARO—Carolina, Puerto Rico (San Juan Shootout)

DENVER (1-0)

Dec. 21, 2002	CAG	W	63	58
---------------	-----	---	----	----

Key to Abbreviation: CAG—Caguas, Puerto Rico

DEPAUL (0-1)

Nov. 30, 2012	H	L	76	80
---------------	---	---	----	----

DETROIT (1-0)

Dec. 9, 2000	BHAM	W	75	72
--------------	------	---	----	----

Key to Abbreviation: BHAM—Birmingham, Ala.

DUKE (0-3)

Dec. 30, 1963	NO	L	67	84
Dec. 26, 1975	A	L	74	85
Dec. 30, 1981	A	L	71	72

Key to Abbreviation: NO—New Orleans, La.

DUQUESNE (2-0)

Dec. 9, 1989	BHAM	W	79	74
Dec. 13, 1990	A	W	75	71

Key to Abbreviation: BHAM—Birmingham, Ala.

EAST TENNESSEE STATE (1-0)

Nov. 17, 2006	H	W	64	58
---------------	---	---	----	----

EASTERN ILLINOIS (1-0)

Dec. 7, 1972	H	W	82	75
--------------	---	---	----	----

EASTERN KENTUCKY (3-1)

Dec. 17, 1955	MONT	L	71	93
Dec. 19, 1983	H	W	100	60
Dec. 15, 1986	A	W	97	82
Dec. 28, 1991	CHAT	W	104	92

Key to Abbreviation:
 CHAT—Chattanooga, Tenn. MONT—Montgomery, Ala.

ECKERD (1-0)

Dec. 13, 1980	H	W	106	66
---------------	---	---	-----	----

FAIRLEIGH DICKINSON (1-0)

Dec. 4, 1976	H	W	86	59
--------------	---	---	----	----

FLORIDA (87-77)

Jan. 15, 1927	H	W	51	34
Feb. 5, 1927	A	W	40	28
Jan. 13, 1928	A	W	39	23
Jan. 14, 1928	A	W	43	33
Feb. 21, 1928	H	W	50	28
Feb. 22, 1928	H	W	38	29
Jan. 25, 1929	A	L	34	44
Jan. 26, 1929	A	W	39	32
Feb. 18, 1929	H	L	29	46

Feb. 19, 1929	H	W	51	26
Jan. 22, 1932	A	W	43	26
Jan. 23, 1932	A	W	28	21
Feb. 17, 1933	H	W	32	30
Feb. 18, 1933	H	W	16	11
Feb. 17, 1934	A	L	21	39
Feb. 18, 1934	A	W	23	21
Feb. 8, 1935	H	L	25	35
Feb. 9, 1935	H	W	39	34
Feb. 21, 1936	A	W	32	16
Feb. 22, 1936	A	L	13	20
Feb. 12, 1937	H	W	35	34
Feb. 13, 1937	H	W	51	40
Feb. 25, 1938	A	L	34	43
Feb. 26, 1938	A	L	35	51
Feb. 24, 1939	H	W	40	38
Feb. 25, 1939	H	L	25	31
Feb. 23, 1940	H	L	37	42
Feb. 20, 1942	H	W	47	23
Feb. 21, 1942	H	W	38	36
Feb. 12, 1945	A	L	33	58
Feb. 13, 1945	A	W	42	40
Feb. 19, 1945	H	W	43	41
Feb. 20, 1945	H	L	48	62
Jan. 29, 1946	H	W	49	36
Jan. 30, 1946	H	W	51	40
Feb. 8, 1946	A	W	60	53
Feb. 9, 1946	A	L	34	53
Jan. 17, 1947	A	L	32	48
Jan. 18, 1947	A	L	28	39
Feb. 7, 1947	H	L	42	48
Feb. 8, 1947	H	W	36	30
Dec. 12, 1947	A	W	43	41
Dec. 13, 1947	A	L	39	47
Feb. 5, 1948	H	W	53	50
Feb. 6, 1948	H	L	37	39
Jan. 8, 1949	A	L	45	61
Feb. 17, 1949	H	W	44	43
Jan. 14, 1950	H	W	72	46
Feb. 20, 1950	A	L	41	43
Feb. 17, 1951	A	L	61	82
Feb. 23, 1951	H	W	OT 83	77
Jan. 3, 1952	A	L	63	64
Feb. 8, 1952	H	W	61	52
Feb. 4, 1953	H	L	62	66
Feb. 21, 1953	A	L	67	71
Jan. 29, 1954	A	W	83	76
Feb. 13, 1954	H	W	85	65
Jan. 29, 1955	H	W	91	69
Feb. 12, 1955	A	W	70	66
Jan. 2, 1956	H	W	89	77
Feb. 11, 1956	H	W	77	73
Jan. 28, 1957	H	W	76	61
Feb. 9, 1957	A	W	73	70
Jan. 11, 1958	A	L	66	90
Feb. 10, 1958	H	W	76	69
Jan. 10, 1959	A	W	63	54
Feb. 9, 1959	H	W	93	71
Jan. 9, 1960	A	W	73	69
Feb. 8, 1960	H	W	89	51
Jan. 13, 1961	A	L	53	58
Feb. 13, 1961	H	L	60	78
Jan. 13, 1962	A	L	40	43
Feb. 12, 1962	H	W	64	60
Jan. 12, 1963	A	W	81	56
Feb. 11, 1963	H	W	88	59
Jan. 11, 1964	A	L	46	63
Feb. 10, 1964	H	W	79	58
Jan. 9, 1965	H	W	74	63
Feb. 7, 1965	A	W	83	79
Jan. 24, 1966	H	L	64	68
Feb. 9, 1966	A	W	86	66
Jan. 30, 1967	H	W	87	61
Feb. 18, 1967	A	L	59	79
Jan. 29, 1968	A	L	60	65
Feb. 17, 1968	H	W	73	65
Jan. 4, 1969	A	L	59	68
Feb. 8, 1969	H	W	OT 81	80
Jan. 3, 1970	H	W	91	75
Feb. 7, 1970	A	L	68	70
Jan. 2, 1971	A	L	60	66
Feb. 6, 1971	H	W	85	70
Jan. 8, 1972	H	W	79	74
Feb. 12, 1972	A	W	103	100



Series Scores

Jan. 6, 1973	A	L	55	65
Feb. 10, 1973	H	L	OT 74	76
Jan. 14, 1974	H	L	81	92
Feb. 16, 1974	A	L	77	85
Jan. 13, 1975	A	W	84	68
Feb. 15, 1975	H	W	76	75
Jan. 31, 1976	A	W	92	86
Feb. 28, 1976	H	W	89	80
Jan. 22, 1977	H	L	73	77
Feb. 19, 1977	A	L	68	79
Jan. 14, 1978	A	W	81	72
Feb. 11, 1978	H	W	92	84
Jan. 6, 1979	H	W	91	86
Feb. 3, 1979	A	W	OT 93	92
Jan. 5, 1980	H	W	82	62
Feb. 2, 1980	A	L	60	70
Jan. 10, 1981	A	L	59	63
Feb. 7, 1981	H	L	50	55
Mar. 4, 1981	BHAM*	L	OT 48	50
Jan. 9, 1982	H	W	80	60
Feb. 6, 1982	A	L	66	69
Jan. 8, 1983	A	L	75	92
Feb. 5, 1983	H	W	62	54
Jan. 7, 1984	H	W	82	66
Feb. 5, 1984	A	W	67	65
Jan. 5, 1985	H	W	80	74
Feb. 6, 1985	A	W	OT 81	78
Mar. 8, 1985	BHAM*	W	43	42
Jan. 4, 1986	A	L	59	62
Feb. 6, 1986	H	W	67	65
Jan. 31, 1987	H	W	81	68
Feb. 9, 1987	A	W	84	70
Jan. 6, 1988	H	W	72	67
Feb. 6, 1988	A	W	58	57
Jan. 14, 1989	H	L	75	79
Feb. 15, 1989	A	L	79	90
Jan. 13, 1990	A	L	62	84
Feb. 14, 1990	H	W	75	55
Jan. 5, 1991	A	L	82	84
Feb. 6, 1991	H	L	OT 84	87
Feb. 19, 1992	A	L	81	92
Jan. 6, 1993	H	L	73	76
Feb. 2, 1994	A	L	67	68
Jan. 25, 1995	H	W	77	71
Feb. 10, 1996	A	W	73	70
Jan. 11, 1997	H	W	79	65
Feb. 11, 1998	A	L	64	81
Mar. 5, 1998	ATL*	L	64	68
Jan. 16, 1999	H	W	88	69
Feb. 27, 2000	A	L	59	88
Mar. 10, 2000	ATL*	W	78	70
Jan. 24, 2001	H	L	63	65
Feb. 20, 2002	A	L	61	89
Mar. 7, 2002	ATL*	L	63	81
Mar. 1, 2003	H	L	70	73
Jan. 24, 2004	A	L	52	68
Jan. 12, 2005	H	L	OT 78	84
Jan. 14, 2006	A	L	57	69
Jan. 27, 2007	H	L	66	91
Jan. 12, 2008	A	L	56	72
Jan. 14, 2009	H	L	65	68
Mar. 13, 2009	TAM*	W	61	58
Feb. 18, 2010	A	L	70	78
Mar. 11, 2010	NASH*	L	69	78
Jan. 20, 2011	H	L	40	45
Feb. 21, 2012	A	L	47	63
Feb. 16, 2013	H	L	52	83
Jan. 18, 2014	H	L	61	68
Feb. 19, 2014	A	L	66	71
Jan. 15, 2015	A	L	55	75
Jan. 23, 2016	A	L	63	95

Key to Abbreviation: * SEC Tournament
 BHAM—Birmingham, Ala. ATL—Atlanta, Ga
 NASH—Nashville, TN.

Series Notes

All Games at Auburn: Auburn leads 54-25
 All Games at Auburn Arena: Auburn trails 1-2
 All Games at BEMC: Auburn leads 20-12
 All Games at Florida: Florida leads 48-30
 All Games at O'Connell Center: Florida leads 20-5
 Bruce Pearl vs. Florida: 8-7
 Michael White vs. Auburn: 1-0
 All Games at Neutral Sites: Florida leads 4-3
 SEC Tournament Games: Florida leads 3-3

Current Series Streak: 9 by Florida
 Longest Auburn Streak: 8 (*53-'54/'56-'57)
 Longest Florida Streak: 10 (2000-01/2008-09)

FLORIDA A&M (8-0)

Dec. 29, 1994	A	W	83	70
Dec. 30, 1995	A	W	84	54
Dec. 28, 1996	A	W	95	57
Dec. 6, 1997	H	W	79	69
Nov. 16, 1998	H	W	94	47
Nov. 17, 2000	H	W	87	52
Dec. 19, 2011	H	W	76	69
Jan. 4, 2014	H	W	81	50

FLORIDA ATLANTIC (1-0)

Feb. 5, 1994	H	W	91	78
--------------	---	---	----	----

FLORIDA INTERNATIONAL (2-0)

Dec. 18, 1982	H	W	115	77
Nov. 30, 2001	H	W	67	55

FLORIDA SOUTHERN (2-0)
 (formerly Southern College of Florida)

1927-28	H	W	51	18
1928-29	H	W	33	29

FLORIDA STATE (23-8)

Dec. 17, 1958	H	W	95	74
Dec. 29, 1958	A	W	69	62
Dec. 12, 1959	H	W	62	58
Dec. 28, 1959	A	W	76	63
Dec. 10, 1960	H	W	74	57
Jan. 17, 1961	COL	W	74	67
Dec. 9, 1961	H	L	52	56
Dec. 30, 1961	A	W	62	57
Dec. 8, 1962	H	W	65	47
Dec. 21, 1962	A	W	OT 77	70
Dec. 7, 1963	A	L	67	69
Jan. 28, 1964	H	W	63	59
Dec. 5, 1964	H	W	92	68
Jan. 25, 1965	A	L	55	58
Dec. 21, 1965	TAM	W	59	58
Dec. 27, 1965	PENSA	W	80	64
Dec. 27, 1966	MOB	W	67	59
Dec. 4, 1978	H	L	70	71
Feb. 4, 1980	A	L	69	73
Dec. 17, 1980	BHAM	W	78	74
Dec. 19, 1981	A	W	77	76
Dec. 1, 1982	H	W	78	68
Dec. 5, 1983	A	W	76	69
Dec. 3, 1989	A	L	78	82
Dec. 15, 1990	H	W	99	96
Dec. 6, 1998	A	W	80	68
Dec. 5, 1999	H	W	55	54
Dec. 17, 2009	A	L	72	76
Jan. 3, 2011	H	W	65	60
Jan. 4, 2012	A	L	56	85
Jan. 2, 2013	H	W	78	72

Key to Abbreviations:

BHAM—Birmingham, Ala. COL—Columbus, Ga.
 MOB—Mobile, Ala. MONT—Montgomery, Ala.
 TAM—Tampa, Fla. PENSA—Pensacola, Fla.

FORDHAM (1-0)

Dec. 30, 1993	TUCS	W	81	60
---------------	------	---	----	----

Key to Abbreviation: TUCS—Tucson, Ariz.

FURMAN (4-1)

1922-23		L	22	43
Dec. 29, 1964	A	W	107	86
Dec. 29, 1971	A	W	103	78
Nov. 22, 2004	H	W	85	74
DEC. 15, 2012	H	W	64	50

GARDNER-WEBB (1-0)

Nov. 25, 2005	H	W	70	43
---------------	---	---	----	----

GEORGETOWN-KY. (1-0)

Feb. 9, 1928	H	W	41	25
--------------	---	---	----	----

GEORGE WASHINGTON (2-1)

Dec. 8, 1979	COL	L	60	71
Dec. 2, 2007	DC	W	74	70
Nov. 22, 2008	H	W	83	71

Key: COL—Columbia, Mo. DC—Washington, D.C.

GEORGIA (91-92)

1907-08	COL	W	34	20
1908-09	A	L	37	48
1909-10	A	L	35	40
1909-10	H	W	56	21
1910-11	A	L	24	26
1911-12	A	L	19	40
Jan. 10, 1913	A	L	12	92
Mar. 1, 1913	H	L	21	67
Jan. 16, 1914	A	L	16	80
Feb. 28, 1914	H	L	15	46
Feb. 7, 1916	A	L	14	81
Feb. 8, 1916	H	L	18	45
Jan. 19, 1917	A	L	18	90
Jan. 14, 1919	A	W	25	20
Jan. 29, 1919	H	W	35	22
1919-20	A	L	16	31
1919-20	H	W	31	29
Jan. 12, 1921	H	L	22	31
Feb. 5, 1921	A	L	23	29
Mar. 4, 1921	ATL+	L	24	32
1921-22	A	L	15	39
1921-22	H	L	17	31
1922-23	A	L	29	35
1922-23	H	W	45	16
Jan. 30, 1924	H	L	17	32
Feb. 5, 1924	A	L	18	33
Feb. 10, 1925	A	L	17	40
Feb. 17, 1925	H	L	21	37
Feb. 4, 1926	A	L	28	49
Feb. 3, 1928	H	W	28	25
Feb. 2, 1929	A	L	31	39
Mar. 1, 1929	ATL+	L	24	42
Jan. 29, 1930	H	L	35	43
Jan. 23, 1931	A	L	27	30
Feb. 28, 1931	N+	L	27	31
Feb. 15, 1932	H	W	26	24
Feb. 11, 1933	A	L	21	22
Feb. 10, 1934	H	W	30	21
Feb. 5, 1935	A	L	29	33
Feb. 15, 1936	H	W	33	26
Feb. 29, 1936	N*	W	43	26
1936-37	A	L	19	21
Feb. 12, 1938	H	W	34	27
Feb. 4, 1939	A	L	21	43
Feb. 10, 1939	H	W	34	29
Feb. 3, 1940	H	L	28	32
Feb. 9, 1940	H	L	47	48
Feb. 28, 1940	KNOX*	L	41	48
Feb. 8, 1941	H	W	43	39
Feb. 26, 1941	A	L	31	36
Feb. 6, 1942	A	W	32	28
Feb. 13, 1942	H	W	53	41
Feb. 5, 1943	H	W	47	32
Feb. 13, 1943	A	L	31	51
Jan. 18, 1945	A	L	50	59
Feb. 3, 1945	H	L	43	59
1945-46	A	L	37	38
Jan. 21, 1946	H	W	40	37
Jan. 25, 1947	H	L	40	44
1946-47	A	L	45	60
Jan. 16, 1948	H	W	52	41
Feb. 21, 1948	A	L	36	74
Jan. 14, 1949	A	L	52	55
1948-49	H	W	53	47
Feb. 9, 1950	H	W	67	54
Feb. 25, 1950	A	W	55	46
Jan. 13, 1951	H	W	OT 69	68
Jan. 27, 1951	A	W	61	49
Dec. 8, 1951	A	W	62	48
Jan. 26, 1952	H	W	65	51
Dec. 19, 1952	BHAM	W	71	49
Jan. 9, 1953	A	W	64	59
Jan. 21, 1953	H	W	78	69
Dec. 18, 1953	BHAM	W	75	73
Jan. 23, 1954	A	W	81	66
Feb. 15, 1954	H	W	80	61
Jan. 22, 1955	A	L	83	88
Jan. 31, 1955	H	W	78	76
Jan. 21, 1956	A	W	60	59
Feb. 13, 1956	H	W	96	80
Jan. 12, 1957	A	L	72	75



Series Scores

Jan. 26, 1957	H	W	73	66
Jan. 25, 1958	COL	W	90	62
Feb. 8, 1958	H	W	75	73
Jan. 24, 1959	A	W	81	61
Feb. 7, 1959	H	W	95	69
Jan. 23, 1960	A	L	59	68
Feb. 6, 1960	H	W	72	45
Jan. 21, 1961	COL	W	78	68
Feb. 11, 1961	H	W	73	69
Jan. 27, 1962	COL	W	83	47
Feb. 10, 1962	H	W	74	49
Jan. 26, 1963	A	W	78	62
Feb. 9, 1963	H	W	OT 70	67
Jan. 25, 1964	A	W	85	77
Feb. 8, 1964	H	L	67	71
Jan. 23, 1965	H	W	95	65
Feb. 6, 1965	A	L	60	62
Feb. 16, 1966	A	L	74	83
Feb. 23, 1966	H	W	74	63
Jan. 28, 1967	H	W	73	64
Feb. 1, 1967	A	W	62	49
Jan. 27, 1968	A	L	74	76
Jan. 31, 1968	H	W	62	56
Jan. 6, 1969	A	L	69	74
Jan. 20, 1969	H	L	84	85
Jan. 5, 1970	H	L	64	68
Jan. 19, 1970	A	L	67	71
Jan. 4, 1971	A	W	79	58
Jan. 18, 1971	H	L	76	77
Jan. 10, 1972	H	W	99	93
Jan. 24, 1972	A	L	72	79
Jan. 8, 1973	A	L	OT 72	84
Jan. 22, 1973	H	L	64	68
Jan. 28, 1974	A	L	82	85
Mar. 2, 1974	H	W	97	84
Jan. 27, 1975	H	W	65	64
Mar. 1, 1975	A	L	OT 90	93
Jan. 17, 1976	A	W	94	70
Feb. 14, 1976	H	W	88	79
Jan. 10, 1977	A	W	95	71
Feb. 7, 1977	H	W	83	74
Jan. 2, 1978	A	W	76	69
Mar. 4, 1978	H	W	81	80
Jan. 11, 1979	A	W	84	77
Feb. 22, 1979	H	W	73	68
Mar. 1, 1979	BHAM*	W	40T 95	91
Jan. 19, 1980	H	W	58	53
Feb. 16, 1980	A	W	OT 69	65
Feb. 27, 1980	BHAM*	W	79	71
Jan. 24, 1981	A	L	63	67
Feb. 21, 1981	H	L	65	76
Jan. 23, 1982	H	W	82	74
Feb. 20, 1982	A	L	56	57
Jan. 22, 1983	H	W	66	64
Feb. 19, 1983	A	L	60	67
Jan. 22, 1984	A	L	86	90
Feb. 18, 1984	H	W	81	63
Jan. 19, 1985	A	L	80	97
Feb. 21, 1985	H	L	84	86
Jan. 18, 1986	H	W	84	69
Feb. 19, 1986	A	W	OT 87	86
Jan. 7, 1987	H	W	OT 62	58
Feb. 7, 1987	A	L	71	75
Jan. 13, 1988	A	L	68	87
Feb. 13, 1988	H	W	64	57
Mar. 11, 1988	BR*	L	60	65
Feb. 2, 1989	H	L	62	75
Mar. 4, 1989	A	L	76	80
Jan. 31, 1990	A	L	75	88
Mar. 3, 1990	H	L	79	94
Jan. 23, 1991	A	W	2OT 59	58
Feb. 23, 1991	H	L	77	86
Feb. 1, 1992	H	W	89	84
Feb. 6, 1993	A	L	69	96
Jan. 5, 1994	H	L	OT 80	83
Jan. 21, 1995	A	L	77	83
Jan. 13, 1996	H	W	89	86
Jan. 25, 1997	A	L	48	53
Jan. 3, 1998	H	W	73	62
Jan. 30, 1999	A	W	85	74
Jan. 8, 2000	H	W	67	52
Jan. 10, 2001	A	L	OT 80	85
Feb. 9, 2002	H	W	75	72
Jan. 25, 2003	A	L	79	85
Feb. 7, 2004	H	W	57	54

Mar. 11, 2004	ATL*	L	59	73
Feb. 19, 2005	A	L	45	57
Jan. 28, 2006	H	W	66	65
Feb. 17, 2007	A	L	79	86
Mar. 8, 2007	ATL*	L	65	80
Mar. 5, 2008	H	L	54	59
Feb. 18, 2009	A	W	71	59
Feb. 10, 2010	H	W	82	63
Feb. 5, 2011	A	L	OT 72	81
Mar. 10, 2011	ATL*	L	51	69
Feb. 1, 2012	H	W	59	51
Jan. 30, 2013	A	L	49	57
Feb. 1, 2014	H	W	74	67
Feb. 14, 2015	A	W	69	68
Mar. 7, 2015	H	L	61	64
Feb. 6, 2016	A	L	55	65
Feb. 24, 2016	H	W	84	81

*SEC Tournament +Southern Conference Tournament
Key to Abbreviations: KNOX—Knoxville, Tenn.
 ATL—Atlanta, Ga. BHAM—Birmingham, Ala.
 BR—Baton Rouge, La. COL—Columbus, Ga.

Series Notes
 All Games at Auburn: Auburn leads 59-23
 All Games at Auburn Arena: Auburn leads 3-1
 All Games at BEMC: Auburn leads 22-11
 All Games at Georgia: Georgia leads 61-23
 All Games at Stegeman Coliseum: Georgia leads 27-12
 Bruce Pearl vs. Georgia: 12-5
 Mark Fox vs. Auburn: 5-4
 All Games at Neutral Sites: Auburn leads 9-8
 SEC Tournament Games: Georgia leads 5-3
 Current Series Streak: 1 by Auburn
 Longest Auburn Streak: 13 ('48-'49/'53-'54)
 Longest Georgia Streak: 9 ('10-'11/'16-'17)

GEORGIA SOUTHERN (7-0)

Dec. 21, 1964	H	W	80	64
Dec. 2, 1994	MUN	W	77	45
Dec. 19, 2000	H	W	93	79
Jan. 2, 2010	H	W	95	75
Dec. 29, 2010	H	W	OT 88	84
Dec. 30, 2011	H	W	78	75
Nov. 20, 2015	H	W	92	62

MUN—Muncie, Ind. (Cardinal Varsity Club Classic)

GEORGIA STATE (5-1)

Nov. 29, 1988	H	W	74	70
Feb. 5, 1990	A	W	79	66
Nov. 26, 1990	H	W	83	65
Dec. 7, 1996	H	W	66	48
Nov. 26, 2002	H	W	100	71
Dec. 22, 2003	H	L	72	77

GEORGIA TECH (53-61)

Feb. 17, 1906	A	W	26	6
Feb. 4, 1909	A	W	24	8
Feb. 12, 1913	A	W	36	27
Feb. 22, 1913	H	W	23	19
Feb. 20, 1914	A	L	12	50
Feb. 23, 1914	H	L	6	21
Jan. 22, 1920	A	W	29	24
Mar. 9, 1920	H	W	26	17
Jan. 22, 1921	A	W	30	28
Jan. 28, 1922	A	L	17	35
Feb. 11, 1922	H	W	29	26
Jan. 12, 1923	A	L	17	35
Feb. 23, 1923	H	W	29	26
Jan. 11, 1924	A	L	24	39
Feb. 9, 1924	H	L	18	33
Feb. 29, 1924	ATL*	W	35	29
Jan. 17, 1925	H	L	21	28
Feb. 7, 1925	A	W	15	14
Jan. 9, 1926	H	W	32	28
Feb. 19, 1926	A	L	18	28
Jan. 5, 1927	A	L	OT 20	22
Feb. 12, 1927	H	W	42	24
Jan. 7, 1928	H	W	56	29
Feb. 28, 1928	A	W	30	29
Feb. 6, 1929	A	L	25	42
Feb. 16, 1929	H	L	41	46
Feb. 18, 1930	H	L	34	47
Feb. 19, 1930	A	L	29	40
Jan. 28, 1931	H	L	33	37
Feb. 24, 1931	A	L	22	47
Jan. 12, 1932	H	W	25	22

Feb. 13, 1932	A	L	28	36
Feb. 15, 1933	H	L	20	29
Feb. 20, 1933	A	L	18	29
Jan. 11, 1934	H	L	26	28
Feb. 14, 1934	A	L	20	24
Feb. 6, 1935	A	L	24	25
Feb. 13, 1935	H	L	19	34
Feb. 4, 1936	H	W	31	28
Feb. 19, 1936	A	L	22	46
Feb. 11, 1937	A	L	28	42
Feb. 27, 1937	H	L	33	35
Jan. 28, 1938	A	L		
Feb. 14, 1938	A	L	42	43
Feb. 28, 1938	A	L	32	54
Feb. 22, 1939	H	W	38	24
Feb. 27, 1939	A	W	49	33
Feb. 6, 1940	A	L	31	53
Feb. 21, 1940	H	W	OT 39	38
Feb. 1, 1941	A	L	39	48
Feb. 5, 1941	H	W	51	45
Jan. 31, 1942	A	L	42	48
Feb. 3, 1942	H	W	43	38
Jan. 22, 1943	H	L	32	59
Jan. 30, 1943	A	L	21	53
Jan. 20, 1945	H	L	41	74
Feb. 17, 1945	A	L	39	53
Jan. 4, 1946	A	L	22	45
Jan. 16, 1946	H	L	26	53
Jan. 15, 1947	H	L	42	55
Jan. 29, 1947	A	L	49	65
Jan. 30, 1948	H	W	38	31
Feb. 25, 1948	A	L	43	50
Jan. 11, 1949	H	W	41	33
Feb. 23, 1949	A	L	57	66
Jan. 10, 1950	A	L	49	65
Feb. 22, 1950	H	L	53	61
Jan. 31, 1951	A	L	44	64
Feb. 14, 1951	H	W	75	63
Dec. 29, 1951	CHAR	L	62	79
Jan. 9, 1952	A	L	54	56
Feb. 13, 1952	H	L	50	58
Dec. 10, 1952	H	W	71	61
Jan. 14, 1953	A	L	61	79
Dec. 12, 1953	MONT	W	83	56
Jan. 20, 1954	H	W	80	56
Feb. 8, 1954	A	W	59	53
Jan. 26, 1955	H	L	70	73
Feb. 7, 1955	A	L	67	75
Feb. 7, 1956	H	W	OT 77	74
Jan. 22, 1957	H	L	74	81
Feb. 4, 1957	A	L	OT 67	76
Jan. 22, 1958	A	W	80	72
Feb. 3, 1958	H	W	99	78
Jan. 21, 1959	H	W	66	55
Feb. 3, 1959	A	W	51	40
Jan. 19, 1960	A	W	66	59
Feb. 2, 1960	H	W	48	45
Jan. 24, 1961	H	L	OT 43	48
Feb. 7, 1961	A	W	38	36
Jan. 23, 1962	A	W	52	40
Feb. 5, 1962	H	W	48	39
Jan. 22, 1963	A	L	64	69
Feb. 3, 1964	H	L	57	62
Dec. 1, 1964	A	W	60	52
Feb. 26, 1965	H	L	54	59
Dec. 18, 1965	A	W	79	74
Feb. 19, 1966	H	W	90	73
Dec. 21, 1966	A	L	OT 76	78
Dec. 16, 1967	A	W	63	52
Feb. 24, 1969	H	W	87	85
Jan. 17, 1970	A	L	74	86
Dec. 19, 1970	A	L	76	87
Jan. 14, 1971	A	L	81	90
Dec. 11, 1971	A	W	76	62
Feb. 15, 1972	H	W	91	77
Nov. 25, 1972	A	L	83	90
Feb. 26, 1973	H	W	79	69
Dec. 13, 1973	A	W	88	86
Feb. 27, 1974	H	W	92	70
Jan. 15, 1975	A	W	87	75
Feb. 11, 1976	H	W	72	51
Feb. 1, 1978	A	W	77	72
Dec. 21, 1978	BHAM	W	60	57
Dec. 30, 1987	A	L	72	83

Key to Abbreviations: *Southern Conference Tournament



Series Scores

BHAM—Birmingham, Ala. MONT—Montgomery, Ala.
 CHAR—Charlotte, N.C.

GEORGIA SOUTHWESTERN (1-0)

Nov. 30, 2010	H	W	78	50
---------------	---	---	----	----

GRAMBLING STATE (5-0)

Dec. 14, 1987	H	W	98	59
Dec. 5, 2000	H	W	104	60
Nov. 29, 2003	HUNTS	W	105	56
Dec. 31, 2010	H	W	63	45
Dec. 11, 2012	H	W	92	42

Key to Abbreviations: HUNTS—Huntsville, Ala.

GUNTER FIELD (1-1)

1944-45		L	40	44
1944-45		W	52	39

HARVARD (0-1)

Dec. 23, 2015	HONO	L	51	69
---------------	------	---	----	----

Key to Abbreviations: HONO—Honolulu, Hawai'i

HAWAII (2-0)

Nov. 29, 1998	A*	W	84	57
Dec. 22, 2011	A#	W	65	62
Dec. 25, 2015	A#	L	67	79

* United Airlines Tip-Off Classic (Honolulu, Hawai'i)
 # Diamond Head Classic (Honolulu, Hawai'i)

HAWAII-HILO (1-0)

Nov. 30, 1996	A	W	OT 98	92
---------------	---	---	-------	----

HIGH POINT (2-0)

Nov. 16, 2001	H	W	63	59
Nov. 25, 2009	H	W	75	54

HOUSTON (1-6)

Dec. 23, 1961	A	L	49	54
Dec. 29, 1962	NO	W	OT 71	69
Dec. 15, 1964	A	L	48	50
Dec. 30, 1965	NO	L	76	89
Dec. 21, 1970	A	L	76	79
Dec. 1, 1977	H	L	87	88
Dec. 8, 1982	A	L	65	77

Key to Abbreviation: NO—New Orleans, La.

HUNTINGDON (1-0)

Dec. 3, 1960	H	W	66	44
--------------	---	---	----	----

ILLINOIS (0-3)

Dec. 12, 1987	A	L	OT 103	107
Dec. 29, 2012	CHI	L	79	81
Dec. 8, 2013	ATL	L	62	81

Key to Abbreviation: CHI—Chicago, Ill. (United Center)
 ATL—Atlanta, Ga. (Philips Arena)

ILLINOIS WESLEYAN (1-0)

1947-48		W	44	42
---------	--	---	----	----

INDIANA (0-1)

Mar. 14, 1987	INDY*	L	90	107
---------------	-------	---	----	-----

*NCAA Tournament

Key to Abbreviation: INDY—Indianapolis, Ind.

IPFW (1-0)

Nov. 9, 2012	H	W	61	50
--------------	---	---	----	----

IUPUI (1-0)

Nov. 21, 2009	DAY	W	80	65
---------------	-----	---	----	----

Key to Abbreviation: Day—Daytona Beach, Fla.

IONA (1-1)

Dec. 17, 1977	A	L	82	105
Dec. 9, 1978	H	W	74	66

IOWA STATE (1-2)

Dec. 28, 1986	ELP	W	89	87
Mar. 18, 2000	MINN*	L	60	79
Dec. 2, 2013	A	L	70	99

Key to Abbreviation: *NCAA Tournament
 ELP—El Paso, Texas MINN—Minneapolis, Minn.

JACKSON STATE (1-0)

Dec. 17, 1988	H	W	74	51
---------------	---	---	----	----

JACKSONVILLE (3-2)

Dec. 11, 1965	H	W	77	69
Dec. 1, 1973	CLEM	L	78	90
Nov. 26, 1976	BHAM	W	92	67
Feb. 21, 1977	A	W	80	66
Nov. 27, 2010	H	L	55	69

Key to Abbreviations:

BHAM—Birmingham, Ala. CLEM—Clemson, S.C.

JACKSONVILLE NAVY (0-2)

Feb. 9, 1945	A	L	43	80
Feb. 10, 1945	A	L	23	51

JACKSONVILLE STATE (13-0)

Dec. 11, 1954	H	W	78	67
Jan. 28, 1956	H	W	73	64
Dec. 4, 1956	H	W	72	65
Dec. 3, 1957	H	W	89	50
Dec. 2, 1958	H	W	111	54
Dec. 4, 1961	H	W	73	37
Dec. 11, 1965	H	W	78	50
Nov. 30, 1995	H	W	91	74
Dec. 16, 1997	H	W	89	61
Nov. 19, 2000	H	W	91	51
Nov. 18, 2001	H	W	75	53
Dec. 31, 2005	H	W	87	83
Nov. 19, 2013	H	W	78	54

JAMES MADISON (2-1)

Feb. 12, 1992	H	W	87	71
Dec. 5, 1992	A	L	80	89
Nov. 25, 1995	SANJ	W	82	71

Key to Abbreviations: SANJ—San Juan, P.R.

KANSAS (1-0)

Mar. 16, 1985	SB*	W	66	64
---------------	-----	---	----	----

*NCAA Tournament

Key to Abbreviation: SB—South Bend, Ind.

KANSAS STATE (0-1)

Dec. 30, 1994	TAL	L	75	78
---------------	-----	---	----	----

Key to Abbreviation: TAL—Tallahassee, Fla.

KENNESAW STATE (2-0)

Nov. 13, 2007	H	W	74	62
Nov. 14, 2011	H	W	68	55

KENTUCKY (18-91)

Jan. 29, 1921	A	L	25	40
Feb. 8, 1926	A	L	26	35
Feb. 28, 1942	LOU*	L	31	40
Feb. 28, 1946	LOU*	L	24	69
Feb. 28, 1947	LOU*	L	18	84
Mar. 4, 1949	LOU*	L	39	70
Jan. 5, 1951	A	L	35	79
Mar. 2, 1951	LOU*	L	54	84
Jan. 30, 1952	H	L	48	88
Feb. 27, 1954	MONT	L	79	109
Feb. 26, 1955	A	L	59	93
Feb. 4, 1956	MONT	L	81	82
Feb. 25, 1957	A	L	85	103
Feb. 24, 1958	BHAM	W	64	63
Feb. 21, 1959	A	L	56	75
Feb. 20, 1960	H	W	61	60
Feb. 27, 1961	A	L	51	77
Feb. 26, 1962	H	L	60	63
Feb. 23, 1963	A	L	59	78
Feb. 22, 1964	MONT	L	79	99
Jan. 18, 1965	A	L	67	73
Feb. 20, 1965	H	W	88	69
Jan. 29, 1966	A	L	78	115
Feb. 12, 1966	H	L	64	77
Jan. 21, 1967	A	L	58	60
Feb. 27, 1967	H	W	60	49
Jan. 20, 1968	H	W	74	73
Feb. 26, 1968	A	L	57	89
Feb. 3, 1969	A	L	93	105
Mar. 3, 1969	H	L	86	90
Feb. 2, 1970	H	L	83	84
Mar. 2, 1970	A	L	81	102
Feb. 1, 1971	A	L	76	114
Mar. 1, 1971	H	L	83	102
Feb. 7, 1972	H	L	72	78

Mar. 6, 1972	A	L	67	102
Feb. 5, 1973	A	L	57	88
Mar. 3, 1973	H	L	79	91
Jan. 12, 1974	A	L	58	79
Feb. 11, 1974	H	W	OT 99	97
Jan. 11, 1975	H	W	90	85
Feb. 10, 1975	A	L	76	119
Jan. 26, 1976	H	W	OT 91	84
Feb. 23, 1976	A	L	82	93
Jan. 15, 1977	H	L	68	75
Feb. 12, 1977	A	L	82	89
Jan. 9, 1978	H	L	77	101
Feb. 6, 1978	A	L	81	104
Jan. 25, 1979	H	L	OT 83	86
Jan. 29, 1979	A	L	59	66
Jan. 2, 1980	A	L	65	67
Jan. 30, 1980	H	L	62	64
Feb. 28, 1980	BHAM*	L	61	69
Jan. 7, 1981	H	L	66	79
Feb. 4, 1981	A	L	74	102
Jan. 6, 1982	A	L	71	83
Feb. 3, 1982	H	W	OT 83	81
Mar. 4, 1982	*A*	L	66	89
Jan. 15, 1983	A	W	75	67
Feb. 12, 1983	H	L	69	71
Jan. 13, 1984	H	W	82	63
Feb. 11, 1984	A	L	64	84
Mar. 10, 1984	NASH*	L	49	51
Jan. 2, 1985	A	L	61	68
Feb. 2, 1985	H	L	OT 47	49
Jan. 6, 1986	H	W	60	56
Jan. 31, 1986	A	L	71	81
Jan. 3, 1987	H	L	60	63
Feb. 4, 1987	A	L	71	75
Mar. 6, 1987	ATL*	W	79	72
Jan. 9, 1988	A	W	53	52
Feb. 10, 1988	H	L	62	69
Jan. 25, 1989	A	L	76	86
Feb. 20, 1989	H	W	77	75
Jan. 24, 1990	H	W	74	70
Feb. 24, 1990	A	L	95	98
Jan. 29, 1991	H	L	81	89
Mar. 2, 1991	A	L	93	114
Feb. 8, 1992	H	L	67	85
Feb. 27, 1993	A	L	78	80
Jan. 30, 1994	H	L	74	91
Jan. 4, 1995	A	L	64	98
Mar. 10, 1995	ATL*	L	81	93
Feb. 27, 1996	H	L	73	88
Jan. 18, 1997	A	L	53	77
Mar. 7, 1997	MEM*	L	50	92
Feb. 25, 1998	H	L	58	83
Jan. 20, 1999	A	L	62	72
Mar. 6, 1999	ATL*	L	57	69
Jan. 11, 2000	H	W	66	63
Feb. 28, 2001	A	L	78	90
Jan. 22, 2002	H	L	62	69
Jan. 22, 2003	A	L	51	67
Mar. 15, 2003	NO*	L	58	78
Feb. 21, 2004	H	L	59	68
Feb. 23, 2005	A	L	73	81
Jan. 24, 2006	H	L	62	71
Jan. 10, 2007	A	L	57	84
Feb. 6, 2008	H	L	63	66
Jan. 21, 2009	A	L	64	73
Jan. 16, 2010	H	L	67	72
Jan. 11, 2011	A	L	54	78
Jan. 11, 2012	H	L	53	68
Jan. 19, 2013	H	L	53	75
Feb. 9, 2013	A	L	62	72
Feb. 12, 2014	H	L	56	64
Feb. 21, 2015	A	L	75	110
Mar. 14, 2015	NASH	L	67	91
Jan. 16, 2016	H	W	75	70



Series Scores

All Games at Rupp Arena: Kentucky leads 26-2
 Bruce Pearl vs. Kentucky: 4-12
 John Calipari vs. Auburn: 7-1
 All Games at Neutral Sites: Kentucky leads 15-2
 SEC Tournament Games: Kentucky leads 13-1
 Current Series Streak: 1 by Auburn
 Longest Auburn Streak: 2 ('66-'67/'67-'68, '73-'74/'74-'75 and '86-'87/'87-'88)
 Longest Kentucky Streak: 18 ('01-'15)

KENTUCKY WESLEYAN (1-0)

Dec. 6, 1985 BG W 80 71
Key to Abbreviation: BG—Bowling Green, Ky.

LAGRANGE YMCA (0-1)

1928-29 H L 29 32

LAMAR (1-0)

Dec. 22, 1973 ELP W 88 78
Key to Abbreviation: ELP—El Paso, Texas

LANETT ATHLETIC CLUB (1-0)

Jan. 5, 1935 A W 44 25

LANETT MILL (2-0)

Dec. 16, 1938 H W 40 21
 Jan. 4, 1939 A W 38 21

LA SALLE (1-0)

Nov. 24, 1995 SANJ W 70 60
Key to Abbreviations:
 SANJ—San Juan, P.R. (Puerto Rico Shootout)

LIBERTY (1-0)

Dec. 8, 1995 WACO W 63 58
Key to Abbreviations:
 WACO—Waco, Texas (Dr. Pepper Invitational)

LINCOLN MEMORIAL (1-0)

Dec. 15, 1992 H W 77 51

LIPSCOMB (1-0)

Nov. 20, 2005 H W 69 54

LONG BEACH STATE (1-1)

Dec. 21, 1979 LAF W 74 69
 Dec. 23, 2011 N* L 43 64
 *Hawaiian Airlines Diamond Head Classic (Honolulu, HI)
Key to Abbreviation: LAF—Lafayette, La.

LOUISIANA COLLEGE (1-0)

Dec. 1, 1992 H W 98 60

LSU (66-85)

Feb. 10, 1912 H W 38 15
 Feb. 10, 1916 H W 24 23
 Feb. 13, 1917 H L 13 37
 Jan. 18, 1918 A L 31 43
 Jan. 19, 1918 A L 27 34
 Feb. 13, 1920 H W 33 21
 Jan. 28, 1929 H L 28 45
 Jan. 29, 1929 H L 28 65
 Feb. 7, 1930 A L 27 44
 Feb. 8, 1930 A L 45 49
 Feb. 8, 1932 A W 48 34
 Feb. 9, 1932 A W 34 30
 Feb. 27, 1932 ATL+ W 30 22
 Jan. 24, 1933 H L 25 26
 Jan. 25, 1933 H W 25 24
 Feb. 24, 1933 ATL* L 33 57
 Feb. 5, 1934 A L 17 40
 Feb. 6, 1934 A L 16 38
 Feb. 1, 1937 H W 37 24
 Feb. 2, 1937 H L 34 54
 Mar. 3, 1938 A* L 34 60
 Jan. 5, 1940 A L 39 50
 Jan. 6, 1940 A W 42 26
 Feb. 11, 1941 H W 50 49
 Feb. 16, 1942 A L 49 63
 Feb. 6, 1943 H L 37 62
 Feb. 25, 1943 LOU* L 38 67
 Feb. 15, 1947 A L 53 76
 Jan. 23, 1948 H W 51 48
 Feb. 4, 1950 H W 70 66

Feb. 13, 1950 A L 61 76
 Mar. 3, 1950 LOU* L 45 73
 Feb. 5, 1951 H L 74 75
 Feb. 16, 1952 A L 64 70
 Feb. 14, 1953 H L 57 65
 Feb. 20, 1954 A L 59 77
 Feb. 19, 1955 H W 75 71
 Feb. 18, 1956 A W 80 71
 Feb. 16, 1957 H W 99 62
 Feb. 15, 1958 A W 76 58
 Feb. 14, 1959 H W 115 67
 Feb. 13, 1960 A W 63 61
 Feb. 18, 1961 H W 69 65
 Dec. 15, 1962 BHAM W 67 50
 Feb. 17, 1962 A W 55 50
 Feb. 16, 1963 H W 82 57
 Feb. 15, 1964 A L 66 86
 Feb. 13, 1965 H W 101 60
 Jan. 8, 1966 A W 74 66
 Jan. 3, 1967 H W 70 59
 Feb. 8, 1967 A W 80 63
 Jan. 3, 1968 A L 72 76
 Feb. 7, 1968 H W 74 69
 Jan. 11, 1969 H W 90 71
 Feb. 15, 1969 A L 81 93
 Jan. 10, 1970 A W 79 70
 Feb. 16, 1970 H L 64 70
 Jan. 9, 1971 H L 92 106
 Feb. 15, 1971 A L 94 114
 Jan. 15, 1972 A W 77 73
 Feb. 14, 1972 H W 85 77
 Jan. 13, 1973 H L 60 79
 Feb. 12, 1973 A L 74 76
 Jan. 26, 1974 H L 76 87
 Feb. 25, 1974 A W 96 89
 Jan. 25, 1975 A W 87 78
 Feb. 24, 1975 H W 110 94
 Jan. 3, 1976 A W 102 86
 Mar. 6, 1976 H W 90 80
 Jan. 29, 1977 A L 73 77
 Feb. 26, 1977 H L 76 86
 Jan. 23, 1978 A L 79 90
 Feb. 20, 1978 H L OT95 101
 Jan. 15, 1979 A L 82 94
 Feb. 12, 1979 H L 68 78
 Jan. 16, 1980 A L 82 93
 Feb. 13, 1980 H L 44 50
 Jan. 21, 1981 H L 64 74
 Feb. 18, 1981 A L 47 58
 Jan. 20, 1982 A L 68 69
 Feb. 17, 1982 H W 82 72
 Jan. 29, 1983 A W 64 62
 Feb. 26, 1983 H L 61 87
 Jan. 27, 1984 H W 80 78
 Feb. 25, 1984 A L 80 81
 Jan. 26, 1985 A L 62 80
 Feb. 27, 1985 H L 73 78
 Mar. 7, 1985 BHAM* W 58 55
 Feb. 4, 1986 H L 61 63
 Feb. 26, 1986 A W 92 86
 Jan. 28, 1987 A L 73 75
 Mar. 1, 1987 H W 100 62
 Feb. 3, 1988 H L 69 78
 Mar. 5, 1988 A W 89 80
 Jan. 7, 1989 A L 77 104
 Feb. 8, 1989 H L 91 104
 Jan. 6, 1990 H L 70 77
 Feb. 7, 1990 A L 71 82
 Mar. 9, 1990 ORL* W 78 76
 Jan. 12, 1991 H L 84 96
 Feb. 13, 1991 A L 61 98
 Mar. 8, 1991 NASH* W 92 77
 Jan. 8, 1992 H L 70 87
 Feb. 22, 1992 A L 82 99
 Jan. 9, 1993 A L 81 87
 Feb. 13, 1993 H L 73 75
 Jan. 8, 1994 A L 72 83
 Feb. 12, 1994 H W 111 83
 Jan. 11, 1995 H L 73 76
 Feb. 25, 1995 A L 78 89
 Jan. 21, 1996 H W 95 87
 Feb. 24, 1996 A L 67 93
 Jan. 22, 1997 A L 59 75
 Feb. 8, 1997 H W 76 72

Jan. 14, 1998 A L 54 59
 Feb. 14, 1998 H W 66 44
 Jan. 9, 1999 A W 73 70
 Feb. 6, 1999 H W 80 54
 Feb. 9, 2000 A L 68 83
 Mar. 1, 2000 H L 53 55
 Jan. 13, 2001 H W 85 69
 Feb. 10, 2001 A W 76 65
 Jan. 19, 2002 A L 58 75
 Mar. 2, 2002 H L 54 59
 Feb. 8, 2003 H W 56 54
 Feb. 26, 2003 A L 63 94
 Feb. 18, 2004 A W 80 68
 Mar. 6, 2004 H W 78 66
 Feb. 9, 2005 A L 69 90
 Feb. 26, 2005 H L 64 77
 Mar. 11, 2005 ATL* L 58 89
 Feb. 1, 2006 A L 69 84
 Feb. 18, 2006 H L 61 65
 Jan. 13, 2007 A L 63 65
 Feb. 28, 2007 H W 80 68
 Jan. 16, 2008 A W 74 67
 Jan. 30, 2008 H L 80 81
 Feb. 21, 2009 A L 72 79
 Mar. 7, 2009 H W 69 53
 Jan. 20, 2010 A W 84 80
 Feb. 27, 2010 H W 74 59
 Jan. 8, 2011 H L 55 62
 Mar. 5, 2011 A W 60 51
 Jan. 17, 2012 A L OT 58 65
 Mar. 3, 2012 H W 68 54
 Jan. 9, 2013 H W 68 63
 Feb. 8, 2014 A L 80 87
 Feb. 5, 2015 A W 81 77
 Feb. 24, 2015 H L 61 84
 Mar. 13, 2015 NASH* W OT 73 70
 Feb. 2, 2016 H L 68 80

+Southern Conference Tournament *SEC Tournament
Key to Abbreviations: ORL—Orlando, Fla.
 ATL—Atlanta, Ga. BHAM—Birmingham, Ala.
 KNOX—Knoxville, Tenn. LOU—Louisville, Ky.

Series Notes

All Games at Auburn: Series tied 35-35
 All Games at Auburn Arena: LSU leads 3-2
 All Games at BEMC: LSU leads 23-19
 All Games at LSU: LSU leads 46-24
 All Games at Maravich Assembly Center: LSU leads 29-14
 Bruce Pearl vs. LSU: 7-5
 Johnny Jones vs. Auburn: 3-4
 All Games at Neutral Sites: Auburn leads 6-4
 SEC Tournament Games: Auburn leads 5-4
 Current Series Streak: 1 by LSU
 Longest Auburn Streak: 10 ('54-'55/'62-'63)
 Longest LSU Streak: 11 ('76-'77/'81-'82)

LOUISIANA-LAFAYETTE (6-3)

Dec. 6, 1961 H W 62 46
 Dec. 10, 1966 H W 78 68
 Dec. 18, 1968 A L 76 80
 Dec. 1, 1978 BHAM W 83 82
 Dec. 22, 1979 A L 75 92
 Dec. 17, 1985 A L OT 64 66
 Dec. 13, 1986 H W 107 91
 Dec. 4, 2000 H W 93 86
 Nov. 21, 2014 H W 105 80
Key to Abbreviation: BHAM—Birmingham, Ala.

LOUISIANA-MONROE (3-0)

Dec. 15, 1995 H W 80 71
 Nov. 30, 2006 H W 81 60
 Dec. 6, 2008 H W 78 55

LOUISIANA TECH (5-2)

Dec. 6, 1966 H W 88 77
 Dec. 19, 1968 A W 97 84
 Dec. 1, 1970 H W 93 87
 Dec. 16, 1971 A L 82 107
 Dec. 18, 1992 WILM W 65 45
 Dec. 4, 2001 H L 66 67
 Nov. 27, 2004 H W 79 67

Key to Abbreviation: WILM—Wilmington, N.C.

LOUISVILLE (1-1)

Mar. 22, 1986 HOU* L 76 84



Series Scores

Nov. 26, 1995 SANJ W 82 78
Key to Abbreviation: *NCAA Tournament
 HOU—Houston, Texas SANJ—San Juan, P.R.

LOYOLA-NEW ORLEANS (1-0)

Dec. 31, 1963 A W 62 52

LYNN UNIVERSITY (1-0)

Nov. 26, 1994 H W 78 70

MARION (3-1)

Jan. 23, 1913 A W 26 15
 Jan. 21, 1916 H L 24 27
 Feb. 5, 1916 A W 18 6
 Jan. 26, 1917 W 38 18

MARQUETTE (0-2)

Mar. 15, 1995 H* L 61 68
 Mar. 16, 1998 A* L OT 60 75

* National Invitation Tournament

MARSHALL (1-0)

Dec. 15, 2001 MOB W 78 60

Key to Abbreviation: MOB—Mobile, Ala.

MARYLAND-EASTERN SHORE (1-0)

Nov. 23, 2003 H W 85 61

MAXWELL FIELD (4-4)

1944-45 L 41 48
 1944-45 L 31 72
 1945-46 L 41 48
 1945-46 L 35 36
 1946-47 W 65 38
 1946-47 W 57 34
 Dec. 4, 1951 H W 75 41
 Dec. 19, 1951 A W 63 54

McNEESE STATE (3-0)

Nov. 27, 2001 H W 78 74
 Dec. 1, 2005 H W 91 76
 Nov. 11, 2011 H W 84 62

MEMPHIS (1-0)

Jan. 2, 1953 A W 78 64

MERCER (16-16)

Feb. 15, 1906 W 64 8
 1906-07 W 48 9
 1908-09 W 26 23
 1909-10 A W 38 20
 1909-10 H W 56 19
 Jan. 18, 1913 H W 33 31
 Mar. 1, 1913 A L 19 36
 Jan. 31, 1914 H W 25 23
 Feb. 21, 1914 A L 13 60
 Jan. 11, 1921 H W OT 36 31
 Jan. 13, 1922 A L 7 31
 Feb. 2, 1922 H L 26 28
 Feb. 27, 1923 ATL* L 24 45
 Dec. 18, 1924 L 21 28
 Jan. 31, 1925 L 27 38
 1928-29 A L 41 46
 1928-29 A L 29 31
 Jan. 13, 1945 L 36 41
 Feb. 2, 1945 L 34 40
 1946-47 L 54 55
 1946-47 L 47 71
 Jan. 19, 1948 W 72 53
 1947-48 L 46 63
 Nov. 29, 1982 H W 85 76
 Dec. 14, 1983 A W 65 63
 Dec. 8, 1984 H W 70 69
 Dec. 16, 1987 H W 80 48
 Dec. 3, 1988 H W 87 66
 Nov. 20, 2000 H L 88 92
 Dec. 19, 2007 H W 68 59
 Nov. 19, 2008 H L 74 78
 Dec. 15, 2015 H W 78 71

*Southern Conference Tournament

Key to Abbreviation: ATL—Atlanta, Ga.

MIAMI (FLA.) (1-1)

Dec. 17, 1966 KNOX L 73 87

Mar. 14, 2001 H* W 60 58

*National Invitation Tournament

Key to Abbreviation: KNOX—Knoxville, Tenn.

MICHIGAN (0-1)

Dec. 28, 1993 TUCS L 81 102

Key to Abbreviation: TUCS—Tucson, Ariz.

MICHIGAN STATE (0-1)

Nov. 24, 1989 ANCH L 79 92

Key to Abbreviation: ANCH—Anchorage, Alaska

MIDDLE TENNESSEE STATE (3-0)

Dec. 21, 2004 CARO W 79 74
 Nov. 21, 2010 H W 68 66
 Dec. 29, 2014 H W 64 48
 Dec. 12, 2015 A1 L OT 81 88

Key to Abbreviation: CARO—Carolina, Puerto Rico

MILES (1-0)

Nov. 21, 2006 H W 79 58

MILWAUKEE (1-0)

Nov. 14, 2014 H W 83 73

MISSISSIPPI (73-58)

Feb. 10, 1928 H L 42 43
 Feb. 11, 1928 H W 58 38
 Mar. 2, 1928 ATL** L 30 31
 Jan. 13, 1941 H W 43 30
 Dec. 19, 1941 A W 34 31
 Dec. 13, 1946 A L 38 58
 Jan. 12, 1948 A W 59 50
 Jan. 17, 1949 A L 43 47
 Feb. 28, 1949 H W 65 61
 Dec. 9, 1949 H W 64 60
 Jan. 30, 1950 A W 77 63
 Dec. 9, 1950 H L 61 65
 Jan. 19, 1952 A L 58 76
 Jan. 3, 1953 MEM# L 55 65
 Feb. 11, 1953 H W 72 65
 Jan. 11, 1954 A W 66 61
 Jan. 10, 1955 H W 85 81
 Jan. 9, 1956 A L 69 76
 Jan. 7, 1957 H W 88 66
 Jan. 6, 1958 A W 71 51
 Jan. 5, 1959 H W 60 47
 Jan. 4, 1960 A L 56 64
 Jan. 9, 1961 H W 51 40
 Jan. 8, 1962 A W 64 58
 Jan. 7, 1963 H W 79 44
 Jan. 6, 1964 A L OT 58 59
 Jan. 4, 1965 A W 77 53
 Jan. 11, 1965 H W 67 52
 Feb. 5, 1966 A W 70 55
 Feb. 26, 1966 H W 86 74
 Jan. 7, 1967 A W 67 56
 Feb. 20, 1967 H W 86 67
 Jan. 6, 1968 H W 90 71
 Feb. 19, 1968 A L 56 57
 Dec. 14, 1968 A W 75 64
 Mar. 8, 1969 H W 80 70
 Dec. 13, 1969 H W 91 77
 Mar. 7, 1970 A W 67 66
 Dec. 12, 1970 A L 96 108
 Mar. 6, 1971 H W 86 85
 Jan. 3, 1972 H L 65 69
 Mar. 9, 1972 A L 83 89
 Jan. 2, 1973 A W 66 58
 Mar. 8, 1973 H W 77 73
 Jan. 7, 1974 A L 65 93
 Feb. 9, 1974 H W 85 75
 Jan. 6, 1975 H W 104 86
 Feb. 8, 1975 A L 70 72
 Jan. 5, 1976 A W 72 66
 Mar. 8, 1976 H W 103 88
 Jan. 31, 1977 A W 72 65
 Feb. 28, 1977 H W 97 84
 Jan. 21, 1978 A L 75 84
 Feb. 18, 1978 H W 92 67
 Jan. 13, 1979 A L 62 77
 Feb. 10, 1979 H W OT 56 54
 Dec. 5, 1979 H W 76 73
 Jan. 26, 1980 A L 54 71

Jan. 3, 1981 A L 45 46
 Jan. 31, 1981 H L 58 61
 Jan. 2, 1982 H W 75 71
 Jan. 30, 1982 A L 57 64
 Jan. 31, 1983 A L 48 61
 Mar. 1, 1983 H W 82 59
 Jan. 31, 1984 H W 60 50
 Feb. 27, 1984 A L 71 72
 Jan. 24, 1985 H W 93 73
 Feb. 23, 1985 A W 69 57
 Mar. 6, 1985 BHAM* W 68 60
 Jan. 22, 1986 A W 73 61
 Feb. 22, 1986 H W 75 73
 Jan. 24, 1987 H W 85 61
 Feb. 25, 1987 A L 67 73
 Jan. 30, 1988 A L 66 69
 Mar. 2, 1988 H W 92 76
 Jan. 18, 1989 H L 64 65
 Feb. 18, 1989 A L 77 80
 Mar. 9, 1989 KNOX* L 68 80
 Jan. 17, 1990 A L 72 80
 Feb. 17, 1990 H W 95 84
 Jan. 9, 1991 A W 62 60
 Feb. 9, 1991 H W 72 69
 Jan. 13, 1992 A W 96 83
 Feb. 29, 1992 H W 110 84
 Feb. 3, 1993 A W 85 74
 Feb. 24, 1993 H W 83 73
 Jan. 19, 1994 A L 2OT 85 88
 Mar. 2, 1994 H L 62 68
 Jan. 8, 1995 H W 88 74
 Feb. 4, 1995 A L 75 77
 Jan. 24, 1996 A L 69 82
 Feb. 21, 1996 H W 69 62
 Feb. 1, 1997 A L 46 57
 Mar. 1, 1997 H L 63 71
 Jan. 31, 1998 H W 68 67
 Feb. 28, 1998 A L 67 74
 Jan. 13, 1999 A W 74 59
 Feb. 9, 1999 H W 95 66
 Jan. 22, 2000 A L OT 77 79
 Feb. 19, 2000 H W 75 72
 Feb. 3, 2001 H L 70 74
 Feb. 24, 2001 A L 62 64
 Jan. 9, 2002 A L 65 69
 Feb. 13, 2002 H W 65 62
 Feb. 5, 2003 H W 77 71
 Feb. 22, 2003 A W 80 75
 Jan. 10, 2004 H W 80 53
 Feb. 14, 2004 A L 68 72
 Jan. 15, 2005 H L 72 79
 Feb. 2, 2005 A L 55 70
 Feb. 8, 2006 H W 58 50
 Feb. 25, 2006 A W 58 54
 Feb. 3, 2007 H L 59 82
 Mar. 3, 2007 A L 79 83
 Jan. 19, 2008 H W 80 77
 Feb. 16, 2008 A W 90 78
 Feb. 4, 2009 A L 59 78
 Feb. 25, 2009 H W 77 64
 Jan. 28, 2010 H L 74 84
 Feb. 24, 2010 A L 75 85
 Feb. 16, 2011 A L 59 90
 Mar. 2, 2011 H W 76 73
 Jan. 14, 2012 H W 2OT 69 68
 Feb. 11, 2012 A L 54 61
 Mar. 8, 2012 NO* L 54 68
 Jan. 26, 2013 H L 61 63
 Feb. 23, 2013 A L 55 88
 Jan. 9, 2014 A L 62 65
 Feb. 7, 2015 H L 79 86
 Jan. 27, 2016 A L 63 80
 Feb. 20, 2016 H L 59 69

**Southern Conference Tournament

*SEC Tournament # Memphis Invitational

Key to Abbreviations:

ATL—Atlanta, Ga. BHAM—Birmingham, Ala.
 KNOX—Knoxville, Tenn. MEM—Memphis, Tenn.
 NO—New Orleans, La.

Series Notes

All Games at Auburn: Auburn leads 49-14
 All Games at Auburn Arena: Ole Miss leads 3-2
 All Games at BEMC: Auburn leads 33-9
 All Games at Ole Miss: Ole Miss leads 40-23



Series Scores

All Games at The Pavilion: Ole Miss leads 1-0
 All Games at Tad Smith Coliseum: Ole Miss leads 33-15
 Bruce Pearl vs. Ole Miss: 5-5
 Andy Kennedy vs. Auburn: 14-5
 All Games at Neutral Sites: Ole Miss leads 4-1
 SEC Tournament Games: Ole Miss leads 2-1
 Current Series Streak: 8 by Ole Miss
 Longest Auburn Streak: 7 ('64-'65/'67-'68, '89-'90/'92-'93)
 Longest Ole Miss Streak: 8 ('12-'16)

MISSISSIPPI COLLEGE (1-1)

Feb. 2, 1939	H	L	44	59
Nov. 30, 1981	H	W	88	54

MISSISSIPPI STATE (74-69)

Jan. 22, 1915	A	L	16	44
Jan. 23, 1915	A	L	11	32
Feb. 22, 1915	H	W	19	18
Feb. 23, 1915	H	W	21	17
Jan. 10, 1927	H	L	31	34
Jan. 11, 1927	H	W	27	24
Mar. 1, 1928	ATL#	W	42	34
Feb. 3, 1941	H	L	44	48
Dec. 18, 1941	A	W	39	29
Feb. 14, 1942	H	L	40	41
Dec. 11, 1942	A	L	35	41
Dec. 12, 1942	A	L	26	36
Dec. 17, 1942	H	L	37	38
Dec. 18, 1942	H	L	40	44
Dec. 10, 1945	H	W	55	47
Dec. 11, 1945	H	W	37	26
Feb. 15, 1946	A	W	40	30
Feb. 16, 1946	A	L	31	39
Dec. 14, 1946	A	L	35	61
Dec. 6, 1947	H	L	35	49
Dec. 11, 1948	H	L	53	54
Jan. 18, 1949	A	L	43	47
Jan. 12, 1950	A	W	65	64
Feb. 1, 1950	H	W	65	60
Feb. 24, 1951	H	W	92	85
Jan. 18, 1952	A	W	68	61
Jan. 31, 1953	H	W	82	60
Jan. 2, 1954	BHAM	W	76	75
Jan. 9, 1954	A	L	74	79
Jan. 8, 1955	H	W	79	58
Jan. 7, 1956	A	W	81	68
Jan. 5, 1957	H	W	86	66
Dec. 14, 1958	BHAM	L	37	52
Jan. 4, 1958	A	L	42	70
Jan. 3, 1959	H	W	97	66
Jan. 2, 1960	A	W	64	48
Jan. 7, 1961	H	L	48	56
Jan. 6, 1962	A	L	48	51
Jan. 5, 1963	H	L	53	62
Jan. 4, 1964	A	W	OT 64	63
Jan. 2, 1965	A	W	71	70
Jan. 3, 1966	H	L	72	83
Jan. 9, 1967	A	L	OT 54	59
Feb. 13, 1967	H	W	68	57
Jan. 8, 1968	H	L	62	66
Feb. 12, 1968	A	W	74	72
Dec. 16, 1968	A	L	59	65
Feb. 12, 1969	H	W	87	68
Dec. 15, 1969	H	W	94	66
Feb. 11, 1970	A	W	OT 71	69
Dec. 14, 1970	A	W	73	70
Feb. 10, 1971	H	W	92	68
Dec. 13, 1971	H	W	85	75
Feb. 21, 1972	A	L	60	62
Jan. 15, 1973	H	W	82	77
Feb. 19, 1973	A	L	87	94
Jan. 21, 1974	A	W	87	81
Feb. 23, 1974	H	L	60	67
Jan. 20, 1975	H	W	98	89
Feb. 22, 1975	A	W	78	74
Jan. 12, 1976	H	W	75	70
Feb. 9, 1976	A	L	74	75
Jan. 5, 1977	H	L	79	81
Mar. 7, 1977	A	L	75	89
Jan. 30, 1978	H	W	85	74
Feb. 27, 1978	A	L	OT 82	83
Jan. 22, 1979	H	L	72	74
Feb. 19, 1979	A	L	66	73
Jan. 12, 1980	H	W	77	67

Feb. 9, 1980	A	L	72	76
Jan. 17, 1981	A	L	61	69
Feb. 14, 1981	H	W	66	55
Jan. 16, 1982	H	W	62	49
Feb. 13, 1982	A	L	45	59
Mar. 3, 1982	LEX*	W	OT 38	36
Jan. 3, 1983	H	W	77	66
Mar. 3, 1983	A	L	53	69
Dec. 22, 1983	A	W	73	55
Mar. 1, 1984	H	W	68	53
Jan. 12, 1985	H	W	62	53
Feb. 13, 1985	A	L	65	82
Jan. 11, 1986	A	W	72	56
Feb. 12, 1986	H	W	69	64
Mar. 6, 1986	LEX*	L	63	65
Jan. 10, 1987	A	W	66	52
Feb. 12, 1987	H	W	59	45
Jan. 16, 1988	H	W	65	57
Feb. 17, 1988	A	W	77	61
Jan. 11, 1989	A	L	56	69
Feb. 11, 1989	H	W	70	68
Jan. 10, 1990	H	W	93	71
Feb. 10, 1990	A	W	77	74
Jan. 26, 1991	H	L	64	84
Feb. 27, 1991	A	L	76	94
Jan. 29, 1992	H	L	72	75
Mar. 4, 1992	A	L	70	77
Jan. 3, 1993	A	L	71	77
Feb. 17, 1993	H	W	83	77
Jan. 12, 1994	H	L	OT 86	91
Feb. 19, 1994	A	W	76	65
Feb. 11, 1995	A	W	70	69
Mar. 1, 1995	H	W	76	69
Feb. 4, 1996	H	L	OT 75	78
Mar. 2, 1996	A	L	51	67
Mar. 8, 1996	NO*	L	58	69
Feb. 5, 1997	H	W	81	68
Feb. 26, 1997	A	W	68	64
Jan. 28, 1998	A	W	69	66
Feb. 7, 1998	H	W	OT 68	66
Jan. 27, 1999	H	W	64	54
Feb. 27, 1999	A	W	76	73
Jan. 16, 2000	A	W	51	45
Jan. 29, 2000	H	W	73	57
Jan. 31, 2001	H	W	60	56
Feb. 17, 2001	A	L	74	85
Jan. 30, 2002	H	L	64	72
Feb. 16, 2002	A	L	53	89
Feb. 19, 2003	H	L	46	63
Mar. 8, 2003	A	L	45	67
Jan. 31, 2004	H	L	68	73
Mar. 2, 2004	A	L	91	103
Jan. 5, 2005	A	L	53	90
Feb. 5, 2005	H	W	90	76
Feb. 4, 2006	A	L	53	71
Feb. 22, 2006	H	W	75	71
Jan. 20, 2007	A	L	76	87
Feb. 10, 2007	H	L	83	91
Feb. 9, 2008	H	L	64	83
Feb. 27, 2008	A	L	78	89
Feb. 14, 2009	H	W	91	76
Feb. 28, 2009	A	W	76	58
Feb. 13, 2010	A	L	OT 75	85
Mar. 3, 2010	H	W	89	80
Jan. 16, 2011	A	L	66	85
Feb. 12, 2011	H	W	65	62
Feb. 4, 2012	A	L	88	91
Feb. 18, 2012	H	W	65	55
Mar. 9, 2013	A	L	OT 71	74
Jan. 22, 2014	A	L	74	82
Feb. 15, 2014	H	W	92	82
Jan. 21, 2015	H	L	71	78
Mar. 11, 2015	NASH*	W	74	68
Mar. 5, 2016	A	L	66	79

#Southern Conference Tournament *SEC Tournament

Key to Abbreviations:

ATL—Atlanta, Ga. BHAM—Birmingham, Ala.
 LEX—Lexington, Ky. NO—New Orleans, La.
 NASH—Nashville, Tenn.

Series Notes

All Games at Auburn: Auburn leads 45-23
 All Games at Auburn Arena: Auburn leads 3-1
 All Games at BEMC: Auburn leads 30-12
 All Games at Miss. State: Miss. State leads 43-25

All Games at Humphrey Coliseum: Miss. State leads 28-12
 Bruce Pearl vs. Mississippi State: 6-4
 Ben Howland vs. Auburn: 1-0
 All Games at Neutral Sites: Auburn leads 4-3
 SEC Tournament Games: Series tied 2-2
 Current Series Streak: 1 by Mississippi State
 Longest Auburn Streak: 9 ('96-'97/'00-'01)
 Longest Miss. State Streak: 8 ('00-'01/'04-'05)

MISSOURI (1-4)

Feb. 2, 2013	A	L	77	91
Jan. 11, 2014	H	L	68	70
Jan. 10, 2015	H	W	85	79
Mar. 3, 2015	A	L	61	63
Jan. 9, 2016	A	L	61	76

Series Notes

All Games at Auburn: Series tied 1-1
 All Games at Auburn Arena: Series tied 1-1
 All Games at Missouri: Missouri leads 3-0
 All Games at Mizzou Arena: Missouri leads 3-0
 Bruce Pearl vs. Missouri: 1-3
 Kim Anderson vs. Auburn: 2-1
 All Games at Neutral Sites: 0-0
 SEC Tournament Games: 0-0
 Current Series Streak: 2 by Missouri
 Longest Auburn Streak: 1 (2015)
 Longest Missouri Streak: 2 ('13-'14, '15-'16)

MISSOURI STATE (1-1)

Nov. 14, 2008	H	W	75	60
Nov. 16, 2009	A	L	62	73

MOBILE YMCA (1-1)

Feb. 26, 1915	H	W	29	22
Jan. 28, 1926	A	L	17	19

MONTANA (1-0)

Dec. 10, 2003	H	W	73	51
---------------	---	---	----	----

MONTGOMERY YMCA (14-3)

Feb. 7, 1906	H	W	29	12
Feb. 5, 1908	A	W	25	18
1907-08	A	L	21	27
Feb. 22, 1908	H	L	27	31
1909-10	H	W	24	16
1909-10	A	W	26	17
Feb. 8, 1913	H	W	39	23
Jan. 24, 1914	H	W	24	20
Jan. 21, 1916	H	L	16	29
Feb. 10, 1916	H	W	58	18
Jan. 31, 1917		W	43	25
Jan. 11, 1919	H	W	59	10
1919-20	H	W	55	19
1919-20	A	W	38	19
1922-23		W	37	22
Jan. 28, 1925	H	W	34	12
1927-28	H	W	38	12

MOUNT ST. MARY'S (1-0)

Nov. 26, 1988	H	W	89	83
---------------	---	---	----	----

MURRAY STATE (3-1)

Dec. 21, 1996	BHAM	W	86	72
Dec. 14, 2002	H	W	72	53
Nov. 15, 2012	CHAS	L	59	79
Nov. 23, 2013	H	W	75	67

Key to Abbreviations: BHAM—Birmingham, Ala.
 CHAS—Charleston, S.C.

NASHVILLE ATHLETIC CLUB (1-0)

1910-11		W	36	34
---------	--	---	----	----

NAVY (5-1)

Dec. 18, 1959	BHAM	L	61	68
Dec. 28, 1974	MINN	W	73	69
Dec. 16, 1978	STP	W	63	57
Dec. 28, 1989	PEN	W	75	61
Dec. 30, 1997	H	W	70	54
Dec. 19, 1998	A	W	88	70

Key to Abbreviations:

BHAM—Birmingham, Ala. MINN—Minneapolis, Minn.
 PEN—Pensacola, Fla. STP—St. Petersburg, Fla.



Series Scores

NEHI REDS (1-0)
 Dec. 17, 1938 H W 41 36

NEWBERRY (1-0)
 Feb. 24, 1922 ATL* W 32 21
 *Southern Conference Tournament

Key to Abbreviation: ATL—Atlanta, Ga.

NEW MEXICO (1-0)
 Dec. 22, 2015 HONO W 83 78
Key to Abbreviation: HONO—Honolulu, Hawai'i

NEW ORLEANS (1-0)
 Jan. 2, 2004 H W 70 55

NIAGARA (1-0)
 Nov. 13, 2009 H W 69 65

NICHOLLS STATE (5-1)
 Nov. 30, 1993 H L 76 79
 Nov. 17, 1997 H W 96 75
 Nov. 24, 2004 H W 92 78
 Nov. 28, 2006 H W 92 87
 Nov. 25, 2011 H W 78 57
 Nov. 8, 2013 H W 76 54

NORFOLK STATE (1-0)
 Dec. 29, 1995 TALL W 92 56
Key to Abbreviations: TALL—Tallahassee, Fla.

NORTH ALABAMA (formerly Florence St.) (4-0)
 Dec. 27, 1958 H W 104 78
 Dec. 1, 1959 H W 95 69
 Jan. 2, 1961 H W 76 50
 Jan. 3, 2015 H W 82 61

NORTH CAROLINA (0-4)
 Feb. 27, 1922 ATL* L 27 32
 Feb. 26, 1927 ATL* L 15 28
 Feb. 28, 1932 ATL* L 31 52
 Mar. 22, 1985 BHAM** L 56 62
 *Southern Conference Tournament
 **NCAA Tournament
Key to Abbreviations: ATL—Atlanta, Ga. BHAM—Birmingham, Ala.

NORTH CAROLINA STATE (3-5)
 Feb. 5, 1926 A L 36 43
 Feb. 26, 1926 ATL* L 26 32
 Jan. 12, 1931 H W OT 30 28
 Feb. 26, 1932 ATL* W 34 33
 Dec. 17, 1969 A L 69 76
 Dec. 5, 1970 H W 91 85
 Dec. 27, 1975 A L 74 79
 Nov. 22, 2009 DAY L 58 60
 *Southern Conference Tournament
Key to Abbreviation: ATL—Atlanta, Ga. DAY—Daytona Beach, Fla.

NORTH FLORIDA (1-0)
 Dec. 17, 2011 H W 84 71

NORTH TEXAS (1-0)
 Jan. 2, 2003 H W 90 65

NORTHERN IOWA (0-1)
 Nov. 29, 2008 HE L 61 67
Key to Abbreviation: HE—Hoffman Estates, Ill.

NORTHWESTERN STATE (0-1)
 Nov. 15, 2013 H L 92 111

OGLETHORPE (4-0)
 Jan. 28, 1938 H W 46 43
 Jan. 29, 1938 H W 49 14
 Feb. 12, 1948 H W 55 23
 Feb. 13, 1948 H W 65 31

OHIO (1-0)
 Dec. 8, 1990 H W 75 65

OHIO STATE (0-1)
 Mar. 18, 1999 H KNOX* L 64 72
 *NCAA Tournament

Key to Abbreviation: KNOX—Knoxville, Tenn.

OKLAHOMA (1-1)
 Dec. 15, 1978 STP W 78 70
 Mar. 19, 1988 ATL* L 87 107
 *NCAA Tournament

Key to Abbreviations: ATL—Atlanta, Ga. STP—St. Petersburg, Fla.

OKLAHOMA CITY (0-2)
 Dec. 20, 1955 A L 58 76
 Dec. 28, 1967 A L 68 78

OKLAHOMA STATE (2-1)
 Dec. 10, 1977 HUNT W 112 94
 Mar. 13, 1999 INDY* W 81 74
 Nov. 24, 2006 SOPAD L 65 66
 *NCAA Tournament

Key to Abbreviation: HUNT—Huntington, W. Va. INDY—Indianapolis, Ind. SOPAD—So. Padre Island, Texas

OLD DOMINION (2-1)
 Dec. 30, 1970 A L 76 89
 Dec. 28, 1992 H W 96 85
 Dec. 18, 1993 A W 101 87

ORAL ROBERTS (1-1)
 Feb. 13, 1978 H W 82 78
 Jan. 8, 1979 A L 62 63

OREGON (1-0)
 Dec. 16, 2000 LV W OT 101 97
Key to Abbreviation: LV—Las Vegas, Nev.

OREGON STATE (1-0)
 Nov. 26, 2014 LV W 71 69
Key to Abbreviation: LV—Las Vegas, Nev. (MGM Grand Main Event)

PARATROOPER INFANTRY 507 (0-1)
 Jan. 15, 1943 H L 30 40

PENNSYLVANIA (1-0)
 Dec. 11, 1999 BHAM W 77 70
Key to Abbreviation: BHAM—Birmingham, Ala.

PEPPERDINE (1-1)
 Dec. 12, 1997 PROVO L 55 62
 Dec. 22, 1999 SANJ W 87 76
Key to Abbreviation: PROVO—Provo, Utah SANJ—San Juan, P.R.

PITTSBURGH (0-2)
 Dec. 4, 2005 A L 41 78
 Dec. 3, 2006 H L 66 74

PRESBYTERIAN (1-1)
 Jan. 22, 2008 H W 78 65
 Dec. 18, 2010 H L 59 62

PROVIDENCE (1-0)
 Nov. 26, 2000 KC W 80 69
Key to Abbreviation: KC—Kansas City, Mo.

PUERTO RICO-MAYAGUEZ (2-0)
 Dec. 20, 1999 A W 109 52
 Dec. 20, 2002 A W 94 64

PURDUE (1-1)
 Mar. 14, 1985 SB* W 59 58
 Mar. 20, 2001 A+ L 61 79
 *NCAA Tournament +National Invitation Tournament

RADFORD (1-0)
 Dec. 12, 1984 H W 79 57

RHODE ISLAND (0-1)
 Nov. 25, 2012 H L 2OT 72 78

RICE (3-1)
 Dec. 21, 1955 A L 2OT 80 82
 Dec. 8, 1956 BHAM W 88 68
 Dec. 17, 1964 A W 94 71

Dec. 2, 1965 H W 91 74
Key to Abbreviation: BHAM—Birmingham, Ala.

RICHMOND (2-1)
 Dec. 1, 1976 H W 86 63
 Dec. 12, 1978 A W 84 72
 Mar. 15, 1984 CHAR* L 71 72
 *NCAA Tournament

Key to Abbreviation: CHAR—Charlotte, N.C.

ROBERT MORRIS (1-0)
 Nov. 24, 2000 KC W 89 71
Key to Abbreviation: KC—Kansas City, Mo.

RUTGERS (4-2)
 Dec. 19, 1967 TAM W 70 62
 Dec. 29, 1976 LOU W 78 75
 Nov. 27, 1998 HON W 70 55
 Nov. 24, 2001 A L 56 57
 Dec. 8, 2002 H W 82 70
 Dec. 11, 2010 PIT L 54 63

Key to Abbreviations: HON—Honolulu, Hawaii LOU—Louisville, Ky. TAM—Tampa, Fla. PIT—Pittsburgh, Pa.

ST. BONAVENTURE (0-1)
 Dec. 18, 1967 TAM L 73 77
Key to Abbreviation: TAM—Tampa, Fla.

ST. JOHN'S (1-0)
 Mar. 16, 1986 LB* W 81 65
 *NCAA Tournament LB—Long Beach, Calif.

SAINT JOSEPH'S (PA.) (2-0)
 Dec. 18, 1956 CHAR W 66 64
 Mar. 21, 2003 TAM* W OT 65 63
Key to Abbreviation: *NCAA Tournament CHAR—Charlotte, N.C. TAM—Tampa, Fla.

ST. LOUIS (1-0)
 Dec. 19, 1969 NASH W 70 66
Key to Abbreviation: NASH—Nashville, Tenn.

SAMFORD (formerly Howard) (22-2)
 Dec. 6, 1925 A W 32 16
 Jan. 11, 1926 H W 35 21
 Jan. 27, 1940 H L 33 37
 Feb. 10, 1941 H W 35 21
 Feb. 28, 1948 H W 33 32
 Dec. 3, 1948 A W 57 30
 Dec. 2, 1949 A W 59 36
 Dec. 10, 1949 H W 73 49
 Dec. 1, 1950 A W 70 57
 Dec. 13, 1950 H W 70 53
 Nov. 30, 1951 A W 69 39
 Dec. 5, 1951 H W 88 51
 Dec. 2, 1952 H W 80 52
 Dec. 6, 1952 A W 80 74
 Dec. 5, 1953 A W OT 70 63
 Jan. 5, 1954 H W 84 56
 Jan. 5, 1955 H W 98 77
 Dec. 10, 1955 H W 97 54
 Jan. 2, 1957 H W 101 70
 Dec. 30, 1957 H W 106 47
 Dec. 7, 1959 H W 104 57
 Dec. 4, 1962 H W 69 50
 Dec. 3, 1963 H W 102 44
 Nov. 19, 2010 H L 68 79

SAM HOUSTON STATE (0-1)
 Dec. 20, 2009 H L 89 107

SAN DIEGO (1-0)
 Mar. 12, 1987 INDY* W 62 61
 *NCAA Tournament

Key to Abbreviation: INDY—Indianapolis, Ind.

SAN JOSE STATE (1-0)
 Dec. 11, 1987 CHAM W 70 65
Key to Abbreviation: CHAM—Champaign, Ill.

SELMA YMCA (1-0)
 Jan. 24, 1913 A W 29 15



Series Scores

SETON HALL (0-1)

Dec. 2, 2011	A*	L	59	81
--------------	----	---	----	----

*Big East-SEC Challenge (Newark, NJ, Prudential Center)

SEWANEE (26-1)

Feb. 11, 1927	H	W	46	15
Feb. 18, 1927	A	W	35	28
Jan. 10, 1935	A	L	18	19
Feb. 14, 1935	H	W	28	13
Feb. 15, 1935	H	W	33	24
Jan. 10, 1936	A	W	25	23
Jan. 11, 1936	A	W	34	25
Feb. 10, 1936	H	W	41	31
Feb. 11, 1936	H	W	42	18
Jan. 15, 1937	A	W	41	34
Jan. 16, 1937	A	W	34	29
Feb. 8, 1937	H	W	39	32
Feb. 9, 1937	H	W	36	16
Jan. 14, 1938	A	W	36	31
Jan. 15, 1938	A	W	38	19
Jan. 13, 1939	H	W	41	31
Jan. 14, 1939	H	W	38	27
Feb. 17, 1939	A	W	34	27
Feb. 18, 1939	A	W	39	28
Jan. 12, 1940	A	W	51	32
Jan. 13, 1940	A	W	64	32
Feb. 16, 1940	H	W	46	30
Feb. 17, 1940	H	W	63	34
Jan. 10, 1941	H	W	36	24
Jan. 11, 1941	H	W	39	25
Feb. 14, 1941	A	W	39	28
Feb. 15, 1941	A	W	46	31

SLIPPERY ROCK (1-0)

Dec. 20, 1991	PEN	W	93	66
---------------	-----	---	----	----

Key to Abbreviation: PEN—Pensacola, Fla.

SMU (0-4)

Dec. 29, 1948	OKC	L	41	59
Dec. 19, 1957	A	L	65	75
Dec. 20, 1963	A	L	70	84
Dec. 19, 1975	ELP	L	OT 85	87

Key to Abbreviations:
ELP—El Paso, Texas OKC—Oklahoma City, Okla.

SOUTH ALABAMA (5-4)

Dec. 1, 1972	H	L	64	68
Dec. 9, 1983	A	L	73	95
Nov. 27, 1987	BHAM	W	120	67
Dec. 21, 1991	PEN	L	87	107
Dec. 12, 1995	A	W	59	50
Dec. 18, 1996	H	W	60	51
Dec. 1, 2000	H	L	66	68
Dec. 18, 2001	H	W	73	58
Dec. 6, 2006	H	W	82	71

Key to Abbreviation:
BHAM—Birmingham, Ala. PEN—Pensacola, Fla.

SOUTH CAROLINA (23-15)

Feb. 11, 1930	H	W	30	22
Jan. 6, 1931	H	W	39	21
Jan. 24, 1931	A	W	36	16
Jan. 8, 1935	A	L	34	35
Jan. 9, 1935	A	L	26	42
Dec. 29, 1951	CHAR	L	67	70
Nov. 30, 1968	A	L	49	51
Dec. 1, 1969	H	L	64	86
Dec. 3, 1970	A	L	69	86
Dec. 1, 1971	H	L	63	84
Jan. 22, 1992	H	W	85	68
Jan. 16, 1993	A	W	83	81
Feb. 16, 1994	H	W	88	70
Feb. 15, 1995	A	W	80	78
Mar. 9, 1995	ATL*	W	81	66
Feb. 7, 1996	H	W	84	73
Jan. 4, 1997	A	L	56	66
Jan. 24, 1998	H	L	56	61
Feb. 3, 1999	A	W	76	48
Jan. 19, 2000	H	W	65	61
Mar. 11, 2000	ATL*	W	OT 77	72
Jan. 20, 2001	A	W	60	57
Feb. 23, 2002	H	W	50	46
Jan. 15, 2003	A	W	67	60
Jan. 14, 2004	H	L	OT 51	53

Feb. 12, 2005	A	W	74	71
Mar. 4, 2006	H	L	63	67
Jan. 31, 2007	A	W	80	75
Mar. 1, 2008	H	L	63	69
Jan. 10, 2009	A	L	56	68
Jan. 9, 2010	H	L	71	80
Jan. 29, 2011	A	W	79	64
Jan. 21, 2012	H	W	63	52
Jan. 12, 2013	A	W	74	71
Feb. 5, 2014	A	W	79	74
Feb. 26, 2014	H	W	83	67
Mar. 12, 2014	ATL*	L	56	74
Jan. 17, 2015	H	W	71	68
Jan. 5, 2016	H	L	69	81

* SEC Tournament
Key to Abbreviation: CHAR—Charlotte, N.C.

Series Notes
All Games at Auburn: Auburn leads 10-8
All Games at Auburn Arena: Auburn leads 3-1
All Games at BEMC: South Carolina leads 7-5
All Games at South Carolina: Auburn leads 11-6
All Games at Colonial Center: Auburn leads 6-1
Bruce Pearl vs. South Carolina: 13-3
Frank Martin vs. Auburn: 2-4
All Games at Neutral Sites: tied 2-2
SEC Tournament Games: Auburn leads 2-1
Current Series Streak: 1 by South Carolina
Longest Auburn Streak: 6 (*91-'92/'95-'96;'98-'99/'02-'03)
Longest South Carolina Streak: 7 (*34-'35/'71-'72)

SOUTH CAROLINA STATE (1-0)

Dec. 4, 2002	H	W	85	65
--------------	---	---	----	----

SOUTH FLORIDA (5-1)

Dec. 2, 1974	H	W	77	52
Dec. 13, 1975	A	W	79	78
Dec. 3, 1977	H	W	71	54
Dec. 15, 1979	A	W	74	56
Dec. 15, 2010	A	L	49	61
Dec. 14, 2011	H	W	52	40

SOUTHEASTERN LOUISIANA (4-0)

Nov. 13, 1998	H	W	114	60
Dec. 2, 2002	H	W	77	47
Dec. 14, 2005	H	W	66	51
Dec. 31, 2008	H	W	77	65

SOUTHERN (1-0)

Dec. 15, 2007	MOB	W	71	63
---------------	-----	---	----	----

Key to Abbreviation: MOB—Mobile, Ala.

SOUTHERN CAL (0-2)

Dec. 15, 1972	A	L	66	73
Dec. 29, 1977	NO	L	74	85

Key to Abbreviation: NO—New Orleans, La.

SOUTHERN ILLINOIS (1-0)

Dec. 9, 1977	HUNT	W	66	65
--------------	------	---	----	----

Key to Abbreviation: HUNT—Huntington, W. Va.

SOUTHERN ILLINOIS-EDWARDSVILLE (1-0)

Nov. 25, 1991	H	W	109	86
---------------	---	---	-----	----

SOUTHERN MISS (14-2)

Dec. 14, 1963	H	W	80	74
Dec. 27, 1968	MOB	W	73	70
Dec. 29, 1989	PEN	L	73	84
Dec. 14, 1991	H	W	93	78
Feb. 22, 1993	A	W	81	75
Feb. 22, 1994	H	W	89	73
Feb. 22, 1995	A	W	81	79
Nov. 21, 1997	H	W	83	70
Mar. 11, 1998	*H*	W	77	62
Dec. 30, 1999	H	W	56	50
Dec. 30, 2000	H	W	73	69
Dec. 29, 2001	H	W	64	55
Dec. 30, 2002	H	W	92	46
Dec. 30, 2003	H	W	78	60
Jan. 4, 2006	H	W	80	57
Jan. 2, 2007	A	L	54	56

Key to Abbreviations: * National Invitation Tournament
MOB—Mobile, Ala. PEN—Pensacola, Fla.

SPRING HILL (7-1)

Feb. 22, 1921	H	W	41	32
Jan. 6, 1939	H	W	30	22
Jan. 7, 1939	H	W	44	23
Dec. 14, 1939	H	W	37	34
Dec. 15, 1939	H	L	33	34
Jan. 3, 1941	H	W	35	30
Jan. 4, 1941	H	W	46	34
Dec. 19, 1962	H	W	71	51

STANFORD (0-1)

Nov. 27, 1999	ANA	L	58	67
---------------	-----	---	----	----

Key to Abbreviations:
ANA—Anaheim, Calif. (Wooden Classic)

STETSON (3-1)

Dec. 2, 1981	H	W	60	59
Dec. 6, 1982	A	L	58	59
Nov. 24, 1984	H	W	92	50
Dec. 14, 1985	DB	W	77	54

Key to Abbreviation: DB—Daytona Beach, Fla.

STONY BROOK (1-0)

Jan. 2, 2000	H	W	100	45
--------------	---	---	-----	----

SYRACUSE (0-1)

Mar. 28, 2003	ALB*	L	78	79
---------------	------	---	----	----

* NCAA Tournament
Key to Abbreviation: ALB—Albany, N.Y.

TALLADEGA ATHLETIC CLUB (0-1)

Feb. 3, 1916	L	4	31
--------------	---	---	----

TCU (2-1)

Dec. 13, 1957	BHAM	W	75	63
Dec. 28, 1966	MOB	W	80	79
Dec. 1, 1996	HILO	L	66	86

Key to Abbreviation:
HILO—Hilo, Hawaii
BHAM—Birmingham, Ala. MOB—Mobile, Ala.

TEMPLE (2-2)

Dec. 30, 1977	NO	L	73	74
Nov. 11, 1997	ALBU	L	42	68
Nov. 19, 2004	A	W	80	78
Dec. 18, 2005	H	W	73	42

NO—New Orleans, La. ALBU—Albuquerque, N.M.

TENNESSEE (38-77)

Feb. 15, 1927	A	L	23	24
Jan. 29, 1928	H	W	63	14
Jan. 25, 1930	H	L	18	33
Mar. 1, 1934	ATL*	L	26	43
Feb. 1, 1935	A	L	27	48
Mar. 1, 1936	*A*	L	25	43
Mar. 3, 1939	*A*	L	35	49
Jan. 31, 1941	H	L	33	51
Jan. 23, 1942	A	L	23	43
Jan. 29, 1943	A	L	23	57
Feb. 29, 1945	LOU*	L	26	56
Jan. 11, 1947	H	L	30	66
Feb. 3, 1947	H	L	27	63
Jan. 8, 1951	A	W	63	59
Feb. 9, 1952	H	W	60	55
Jan. 26, 1953	A	L	70	72
Mar. 1, 1954	H	L	86	92
Dec. 18, 1954	MONT	W	73	64
Feb. 28, 1955	A	L	77	86
Feb. 25, 1956	H	L	87	91
Feb. 23, 1957	A	L	75	85
Feb. 22, 1958	H	W	72	66
Feb. 23, 1959	A	L	55	56
Feb. 22, 1960	H	W	72	63
Feb. 25, 1961	A	W	41	38
Feb. 24, 1962	H	W	60	51
Feb. 25, 1963	A	L	47	55
Feb. 24, 1964	H	L	62	68
Feb. 22, 1965	A	L	38	69
Jan. 17, 1966	H	W	51	47
Dec. 16, 1966	A	L	49	73
Feb. 25, 1967	H	L	45	54
Feb. 24, 1968	A	W	53	52
Mar. 3, 1968	H	L	OT 54	63
Feb. 1, 1969	A	L	59	64
Mar. 1, 1969	H	W	71	60



Series Scores

Jan. 31, 1970	H	W	61	55
Feb. 28, 1970	A	W	77	64
Jan. 30, 1971	A	L	68	90
Feb. 27, 1971	H	L	71	76
Feb. 5, 1972	H	L	67	76
Mar. 4, 1972	A	L	70	80
Feb. 3, 1973	A	L	74	82
Mar. 5, 1973	H	L	72	80
Jan. 5, 1974	H	L	77	89
Feb. 4, 1974	A	L	80	88
Jan. 4, 1975	A	L	81	96
Feb. 3, 1975	H	W	62	59
Jan. 19, 1976	A	L	78	83
Feb. 16, 1976	H	W	73	72
Jan. 8, 1977	A	L	79	87
Feb. 5, 1977	H	L	83	93
Jan. 4, 1978	A	L	76	80
Mar. 6, 1978	H	W	107	94
Feb. 7, 1979	A	L	62	73
Feb. 24, 1979	H	L	55	60
Mar. 2, 1979	BHAM*	L	64	75
Dec. 12, 1979	A	L	58	61
Feb. 23, 1980	H	L	63	72
Dec. 3, 1980	H	W	75	65
Feb. 28, 1981	A	L	63	75
Dec. 12, 1981	A	L	79	86
Feb. 27, 1982	H	W	56	54
Jan. 24, 1983	H	L	77	80
Feb. 22, 1983	A	L	74	82
Jan. 24, 1984	A	W	79	72
Feb. 20, 1984	H	L	54	57
Mar. 9, 1984	NASH*	W	60	58
Jan. 9, 1985	A	L	74	86
Jan. 9, 1985	H	W	75	60
Jan. 8, 1986	H	W	59	45
Feb. 8, 1986	A	L	79	80
Jan. 14, 1987	H	W	66	56
Feb. 14, 1987	A	L	84	103
Jan. 20, 1988	A	L	64	75
Feb. 20, 1988	H	W	73	68
Jan. 4, 1989	H	L	73	84
Feb. 4, 1989	A	L	72	89
Jan. 3, 1990	A	L	70	72
Feb. 3, 1990	H	W	89	83
Jan. 19, 1991	A	W	67	63
Feb. 19, 1991	H	W	74	65
Jan. 25, 1992	A	L	74	82
Jan. 20, 1993	H	W	88	75
Mar. 11, 1993	LEX*	L	76	78
Jan. 22, 1994	A	L	85	92
Jan. 18, 1995	H	W	61	57
Jan. 3, 1996	A	L	62	66
Jan. 15, 1997	H	W	43	35
Mar. 6, 1997	MEM*	W	67	54
Jan. 7, 1998	A	W	74	69
Jan. 2, 1999	H	W	90	62
Jan. 25, 2000	A	L	76	105
Jan. 6, 2001	H	L	20T 88	96
Mar. 8, 2001	NASH*	L	66	73
Jan. 27, 2002	A	L	59	82
Feb. 1, 2003	H	L	57	60
Mar. 14, 2003	NO*	W	66	53
Feb. 28, 2004	A	L	69	75
Jan. 29, 2005	H	W	62	59
Feb. 15, 2006	A	L	89	105
Jan. 17, 2007	H	W	83	80
Feb. 20, 2008	A	L	70	89
Feb. 7, 2009	H	W	78	77
Mar. 14, 2009	TAM*	L	85	94
Jan. 14, 2010	A	L	55	81
Feb. 3, 2011	H	L	56	69
Jan. 28, 2012	A	L	49	64
Mar. 6, 2013	H	L	75	82
Jan. 15, 2014	A	L	67	78
Mar. 5, 2014	H	L	54	82
Jan. 31, 2015	A	L	63	71
Jan. 2, 2016	H	W	83	77
Feb. 9, 2016	A	L	45	71
Mar. 9, 2016	NASH*	L	59	97

*SEC Tournament

Key to Abbreviations: MEM—Memphis, Tenn.
 ATL—Atlanta, Ga. BHAM—Birmingham, Ala.
 LOU—Louisville, Ky. LEX—Lexington, Ky.
 MONT—Montgomery, Ala. NASH—Nashville, Tenn.

NO—New Orleans, La. TAM—Tampa, Fla.

Series Notes

All Games at Auburn: Auburn leads 27-23
 All Games at Auburn Arena: Tennessee leads 3-1
 All Games at BEMC: Auburn leads 19-12
 All Games at Tennessee: Tennessee leads 47-7
 All Games at Thompson-Boling: Tennessee leads 17-2
 Bruce Pearl vs. Tennessee: 1-3
 Rick Barnes vs. Auburn: 2-1
 All Games at Neutral Sites: Tennessee leads 6-4
 SEC Tournament Games: Tennessee leads 8-3
 Current Series Streak: 2 by Tennessee
 Longest Auburn Streak: 4 (*96-'97/'98-'99)
 Longest Tennessee Streak: 11 (*29-'30/'46-'47)

TENNESSEE-CHATTANOOGA (2-2)

Feb. 16, 1927	A	L	34	39
Jan. 2, 1962	H	W	67	47
Dec. 17, 1962	H	W	79	37
Dec. 29, 1991	A	L	75	87

TENNESSEE-MARTIN (2-0)

Dec. 7, 1987	H	W	99	77
Mar. 18, 2009	H*	W	87	82

*National Invitation Tournament

TENNESSEE STATE (2-0)

Dec. 19, 2006	H	W	86	59
Nov. 26, 2014	H	W	78	73

TENNESSEE TECH (4-1)

Dec. 8, 1980	H	W	77	62
Dec. 7, 1981	A	W	88	61
Dec. 4, 1982	H	W	74	65
Dec. 21, 1989	HUNTS	L	70	72
Dec. 18, 2012	H	W	81	62

Key to Abbreviation: HUNTS—Huntsville, Ala.

TEXAS (1-1)

1910-11	W	45	27	
Dec. 16, 1955	MONT	L	76	83

Key to Abbreviation: MONT—Montgomery, Ala.

TEXAS A&M (4-8)

Dec. 22, 1961	HOU	L	50	62
Dec. 17, 1990	H	W	95	71
Dec. 4, 1991	A	W	86	83
Dec. 22, 2005	A	L	67	72
Dec. 22, 2006	H	L	58	87
Feb. 20, 2013	H	L	56	65
Mar. 13, 2013	NASH*	L	62	71
Mar. 8, 2014	A	W	69	64
Jan. 27, 2015	H	L	61	71
Feb. 28, 2015	A	L	55	80
Mar. 12, 2015	NASH*	W	66	59
Mar. 1, 2016	H	L	63	81

*SEC Tournament

Key to Abbreviation: HOU—Houston, Texas

NASH—Nashville, Tenn.

Series Notes

All Games at Auburn: Texas A&M leads 4-1
 All Games at Auburn Arena: Texas A&M leads 3-0
 All Games at BEMC: Series tied 1-1
 All Games at Texas A&M: Series tied 2-2
 All Games at Reed Arena: Texas A&M leads 2-1
 Bruce Pearl vs. Texas A&M: 1-3
 Billy Kennedy vs. Auburn: 4-2
 All Games at Neutral Sites: Texas A&M leads 2-1
 SEC Tournament Games: Series tied 1-1
 Current Series Streak: 1 by Texas A&M
 Longest Auburn Streak: 2 (*90-'91)
 Longest Texas A&M Streak: 4 (*05-'13)

TEXAS A&M-CORPUS CHRISTI (1-0)

Jan. 2, 2008	H	W	76	58
--------------	---	---	----	----

TEXAS-PAN AMERICAN (1-0)

Jan. 27, 2009	H	W	66	63
---------------	---	---	----	----

TEXAS SOUTHERN (3-0)

Dec. 10, 1988	H	W	109	81
Nov. 24, 1990	H	W	85	77
Dec. 23, 2014	H	W	61	60

TEXAS TECH (1-2)

Dec. 14, 1962	H	W	86	57
Dec. 19, 1963	A	L	71	83
Dec. 3, 2014	A	L	44	46

TEXAS WESLEYAN (1-0)

Dec. 3, 1979	H	W	90	51
--------------	---	---	----	----

TOLEDO (0-2)

Nov. 25, 2000	KC	L	20T 90	95
Dec. 22, 2004	CARO	L	65	68

Key to Abbreviation: KC—Kansas City, Mo.

CARO—Carolina, Puerto Rico (San Juan Shootout)

TOWSON (2-0)

Dec. 1, 1980	H	W	87	63
Dec. 29, 2007	H	W	79	59

TROY (10-1)

1948-49	H	W	69	44
Dec. 13, 1949	H	W	77	40
Nov. 27, 1950	H	W	96	57
Nov. 27, 1951	H	W	83	58
Dec. 5, 1959	H	W	72	46
Dec. 11, 1991	H	W	141	116
Dec. 9, 1993	H	W	113	86
Dec. 14, 1994	H	W	95	71
Dec. 22, 2002	CAG	W	94	66
Nov. 10, 2006	H	W	71	68
Dec. 4, 2009	H	L	77	81

Key to Abbreviations: CAG—Caguas, Puerto Rico

TULANE (33-25)

Jan. 19, 1906	H	W	27	7
1906-07		W	35	15
Jan. 18, 1909	H	W	29	15
Jan. 25, 1924		L	19	32
Jan. 26, 1924		L	22	27
Jan. 5, 1925	A	L	18	33
Jan. 6, 1925	A	L	31	45
Jan. 29, 1926	A	L	30	33
Jan. 30, 1926	A	L	31	52
Jan. 28, 1927	A	W	42	33
Jan. 29, 1927	A	W	35	12
Jan. 30, 1927	H	W	50	11
Feb. 1, 1927	H	W	33	30
Jan. 27, 1928	A	W	32	17
Jan. 28, 1928	A	W	49	31
Feb. 8, 1929	H	L	35	48
Feb. 9, 1929	H	W	40	25
Feb. 11, 1930	A	L	40	45
Feb. 12, 1930	A	L	37	41
Feb. 6, 1931	H	W	44	22
Feb. 7, 1931	H	W	51	35
Feb. 5, 1932	A	L	21	26
Feb. 6, 1932	A	W	42	37
Feb. 3, 1933	H	W	22	19
Feb. 4, 1933	H	L	18	35
Feb. 3, 1934	A	L	18	34
Feb. 4, 1934	A	L	20	30
Mar. 2, 1939	KNOX+	W	43	30
Jan. 24, 1941	H	W	45	41
Feb. 17, 1942	A	L	41	50
Feb. 27, 1942	LOU+	W	45	36
Feb. 8, 1943	H	L	30	50
1945-46	H	L	48	56
1946-47		L	35	66
1947-48	A	L	37	70
Mar. 4, 1948	LOU+	L	40	47
Jan. 31, 1949	H	L	51	56
Feb. 11, 1950	A	W	64	60
Feb. 3, 1951	H	W	92	71
Feb. 18, 1952	A	W	63	61
Feb. 16, 1953	H	L	65	70
Feb. 22, 1954	A	W	65	62
Feb. 21, 1955	H	L	79	90
Feb. 20, 1956	A	L	75	86
Feb. 18, 1957	H	W	78	54
Feb. 17, 1958	A	W	63	49
Feb. 16, 1959	H	W	79	56
Feb. 15, 1960	A	W	OT 53	51
Feb. 20, 1961	H	W	63	44
Feb. 19, 1962	A	W	81	64
Feb. 18, 1963	H	W	63	61



Series Scores

Feb. 17, 1964	A	W	78	72
Feb. 15, 1965	H	W	87	73
Jan. 11, 1966	A	W	92	58
Dec. 28, 1990	A1	W	84	71
Mar. 13, 1996	H*	L	OT 73	87
Nov. 9, 2007	A	L	62	77
Jan. 3, 2009	H	W	78	53

+ SEC Tournament * National Invitation Tournament
A1—New Orleans, La. (Superdome)

TULSA (2-1)

Dec. 20, 1975	ELP	W	92	74
Mar. 20, 2009	H*	W	74	55
Nov. 24, 2014	LV	L	35	53

* National Invitation Tournament ELP—El Paso, Texas
LV—Las Vegas, Nev. (MGM Grand Main Event)

TUSKEGEE (1-0)

Dec. 17, 2008	H	W	75	32
---------------	---	---	----	----

UAB (8-10)

Nov. 26, 1982	BJCC	W	63	61
Dec. 2, 1983	BJCC	L	OT 62	69
Nov. 30, 1984	BJCC	W	61	59
Dec. 10, 1985	BJCC	L	56	62
Nov. 28, 1986	BJCC	W	68	58
Feb. 25, 1989	BJCC	L	76	105
Dec. 1, 1989	H	L	65	75
Nov. 30, 1990	A	L	65	71
Nov. 29, 1991	BJCC	L	74	88
Feb. 9, 1993	A	W	86	74
Dec. 16, 1993	H	L	65	69
Nov. 30, 1994	A	W	60	54
Dec. 3, 1995	H	L	54	66
Nov. 22, 1996	A	L	57	64
Dec. 20, 1997	BJCC*	L	65	71
Dec. 12, 1998	BJCC*	W	77	64
Nov. 19, 1999	H	W	65	59
Nov. 13, 2015	H	W	75	74

* Arby's Hardwood Classic (Birmingham, Ala.)

UCF (4-1)

Dec. 22, 1985	A	W	78	49
Dec. 29, 1988	A	W	95	68
Nov. 14, 1997	A	W	70	63
Nov. 19, 1998	H	W	77	42
Nov. 20, 2009	DAY	L	74	84

Key to Abbreviation: DAY—Daytona Beach, Fla.

UNC ASHEVILLE (2-1)

Dec. 3, 1998	H	W	91	60
Dec. 20, 2001	H	W	83	38
Nov. 12, 2010	H	L	OT 69	70

UNLV (1-4)

Mar. 20, 1986	HOU*	W	70	63
Feb. 1, 1987	H	L	85	104
Dec. 17, 1991	A	L	82	85
Dec. 20, 2003	A+	L	69	82
Dec. 12, 2004	H	L	OT 87	91

*NCAA Tournament +Las Vegas Showdown

Key to Abbreviation: HOU—Houston, Texas

USC-UPSTATE (1-0)

Dec. 21, 2010	H	W	68	54
---------------	---	---	----	----

UNC-WILMINGTON (1-1)

Dec. 19, 1992	A	L	80	91
Nov. 28, 1993	H	W	94	75

UTAH (1-0)

Dec. 29, 1982	A	W	71	62
---------------	---	---	----	----

UTEP (0-3)

Dec. 21, 1973	A	L	56	68
Dec. 29, 1986	A	L	82	87
Dec. 25, 2011	A*	L	76	83

*Hawaiian Airlines Diamond Head Classic (Honolulu, HI)

VANDERBILT (51-88)

Jan. 28, 1921	A	W	27	7
Feb. 17, 1927	A	L	35	39
Feb. 1, 1928	H	W	62	28
Jan. 26, 1930	H	L	27	29

Jan. 31, 1931	H	L	26	36
Feb. 14, 1931	H	W	42	25
Jan. 9, 1932	A	W	36	23
Jan. 30, 1932	H	W	38	23
Jan. 22, 1933	A	L	24	25
Feb. 9, 1933	H	L	20	21
Jan. 9, 1934	A	L	22	31
Jan. 27, 1934	H	L	33	48
Jan. 11, 1935	A	L	27	37
Jan. 12, 1935	A	L	24	41
Feb. 15, 1935	H	L	25	37
Jan. 9, 1936	A	L	27	47
Jan. 25, 1936	H	L	32	37
Jan. 16, 1939	H	L	39	41
Feb. 16, 1939	A	L	42	49
Jan. 11, 1940	A	L	45	51
Jan. 20, 1940	H	L	46	50
Jan. 25, 1941	H	W	45	44
Feb. 13, 1941	A	L	39	47
Jan. 16, 1942	H	W	35	33
Jan. 26, 1942	A	W	50	45
Feb. 26, 1942	LOU*	W	36	34
Jan. 11, 1943	A	L	39	54
Jan. 23, 1943	H	L	43	48
Jan. 24, 1947	H	L	37	38
Feb. 1, 1947	A	L	58	59
Jan. 21, 1948	H	W	46	41
Feb. 2, 1948	A	L	47	55
Jan. 22, 1949	H	W	48	46
Feb. 5, 1949	A	L	42	52
Jan. 21, 1950	H	L	47	58
Feb. 6, 1950	A	L	51	63
Jan. 6, 1951	A	L	51	61
Jan. 12, 1952	H	L	61	73
Feb. 7, 1953	A	W	71	66
Dec. 30, 1953	A	L	48	96
Feb. 6, 1954	H	W	76	73
Feb. 5, 1955	A	L	74	79
Feb. 27, 1956	H	W	74	65
Feb. 2, 1957	A	L	78	83
Feb. 1, 1958	H	W	77	69
Jan. 31, 1959	A	W	64	61
Jan. 30, 1960	H	W	55	54
Feb. 4, 1961	A	L	53	58
Feb. 3, 1962	H	W	89	68
Feb. 2, 1963	A	W	62	59
Feb. 1, 1964	H	W	81	63
Jan. 30, 1965	A	L	77	105
Mar. 1, 1965	H	L	64	79
Jan. 31, 1966	A	L	63	68
Feb. 14, 1966	H	L	76	91
Dec. 31, 1966	H	W	64	51
Jan. 16, 1967	A	L	65	71
Dec. 4, 1967	A	L	65	78
Jan. 15, 1968	H	L	65	74
Jan. 25, 1969	A	W	92	79
Feb. 22, 1969	H	W	85	75
Jan. 24, 1970	A	W	84	75
Feb. 21, 1970	H	L	74	92
Jan. 23, 1971	A	L	86	107
Feb. 20, 1971	H	W	96	94
Jan. 29, 1972	A	L	77	85
Feb. 26, 1972	H	L	87	93
Jan. 27, 1973	H	W	81	77
Feb. 24, 1973	A	L	70	98
Jan. 19, 1974	A	L	51	96
Feb. 18, 1974	H	L	79	89
Jan. 18, 1975	H	W	93	89
Feb. 17, 1975	A	L	78	85
Jan. 24, 1976	H	L	59	71
Feb. 21, 1976	A	L	72	80
Jan. 17, 1977	H	W	74	69
Feb. 14, 1977	A	W	OT 76	71
Jan. 7, 1978	H	W	74	61
Feb. 4, 1978	A	L	78	91
Jan. 3, 1979	H	L	55	57
Jan. 27, 1979	A	L	59	66
Feb. 28, 1979	BHAM*	W	59	53
Jan. 9, 1980	A	L	57	66
Feb. 6, 1980	H	L	73	77
Jan. 14, 1981	H	L	81	97
Feb. 11, 1981	A	W	69	55
Jan. 13, 1982	A	L	68	78
Feb. 10, 1982	H	L	60	71

Jan. 17, 1983	A	L	62	64
Feb. 14, 1983	H	W	72	71
Jan. 17, 1984	H	L	71	73
Feb. 13, 1984	A	W	73	67
Mar. 8, 1984	*A*	W	59	58
Jan. 30, 1985	A	W	86	80
Mar. 2, 1985	H	W	84	58
Jan. 29, 1986	H	W	97	70
Mar. 1, 1986	A	W	79	65
Jan. 17, 1987	A	L	75	91
Feb. 23, 1987	H	W	91	83
Jan. 23, 1988	H	L	71	75
Feb. 24, 1988	A	W	81	68
Dec. 14, 1988	A	L	77	93
Feb. 22, 1989	H	L	62	77
Jan. 20, 1990	H	W	82	79
Feb. 20, 1990	A	W	87	74
Jan. 16, 1991	H	L	59	80
Feb. 16, 1991	A	L	70	90
Feb. 4, 1992	A	L	83	89
Jan. 30, 1993	H	L	70	73
Feb. 9, 1994	A	L	60	84
Mar. 10, 1994	MEM*	W	81	56
Feb. 8, 1995	H	L	59	77
Jan. 31, 1996	A	L	62	76
Mar. 7, 1996	NO*	W	68	65
Feb. 15, 1997	H	L	61	75
Feb. 18, 1998	A	L	66	82
Feb. 17, 1999	H	W	81	63
Feb. 16, 2000	A	W	86	80
Mar. 3, 2001	H	W	69	66
Jan. 16, 2002	A	L	67	73
Jan. 8, 2003	H	W	62	59
Jan. 7, 2004	A	L	53	59
Feb. 16, 2005	H	L	43	67
Mar. 10, 2005	ATL*	W	77	73
Jan. 7, 2006	A	L	50	74
Mar. 9, 2006	NASH*	L	71	76
Jan. 6, 2007	H	W	68	65
Feb. 2, 2008	A	L	71	78
Mar. 13, 2008	ATL*	L	82	93
Jan. 31, 2009	H	L	75	82
Jan. 23, 2010	A	L	74	82
Feb. 19, 2011	H	L	60	77
Jan. 7, 2012	A	L	35	65
Jan. 23, 2013	A	L	61	73
Mar. 2, 2013	H	L	55	62
Feb. 22, 2014	H	L	59	67
Jan. 6, 2015	A	L	52	64
Jan. 12, 2016	A	L	57	75
Feb. 13, 2016	H	L	57	86

*SEC Tournament

Key to Abbreviations: MEM—Memphis, Tenn.
BHAM—Birmingham, Ala. LOU—Louisville, Ky.
ATL—Atlanta, Ga. NO—New Orleans, La.
NASH—Nashville, Tenn.

Series Notes

All Games at Auburn: Vanderbilt leads 36-29
All Games at Auburn Arena: Vanderbilt leads 4-0
All Games at BEMC: Vanderbilt leads 18-15
All Games at Vanderbilt: Vanderbilt leads 50-17
All Games at Memorial Gym: Vanderbilt leads 37-13
Bruce Pearl vs. Vanderbilt: 8-7
Bryce Drew vs. Auburn: 0-0
All Games at Neutral Sites: Auburn leads 5-1
SEC Tournament Games: Auburn leads 6-2
Current Series Streak: 12 by Vanderbilt
Longest Auburn Streak: 6 (*'83-'84/'85-'86)
Longest Vanderbilt Streak: 13 (*'32-'33/'39-'40)

VCU (4-1)

Mar. 3, 1975	H	W	117	72
Dec. 16, 1976	A	W	109	59
Dec. 21, 1984	CHAT	L	59	78
Dec. 5, 1987	H	W	93	80
Dec. 20, 1988	A	W	85	79

Key to Abbreviation: CHAT—Chattanooga, Tenn.

VILLANOVA (2-2)

Dec. 28, 1983	JACK	W	95	83
Dec. 29, 1987	ATL	W	65	64
Dec. 28, 1988	ORL	L	83	84
Dec. 27, 1990	NO	L	71	88

Key to Abbreviations:



Series Scores

ATL—Atlanta, Ga. JACK—Jacksonville, Fla.
NO—New Orleans, La. ORL—Orlando, Fla.

VIRGINIA (4-3)

1919-20	A	W	27	21
Feb. 18, 1925	ATL*	L	27	29
Feb. 27, 1931	ATL*	W	33	26
Dec. 8, 2001	BHAM	L	72	77
Dec. 3, 2004	RICH	L	87	89
Dec. 20, 2008	A	W	58	56
Dec. 7, 2009	H	W	68	67

*Southern Conference Tournament

Key to Abbreviation: ATL—Atlanta, Ga.
BHAM—Birmingham, Ala. RICH—Richmond, Va.

VIRGINIA MILITARY INSTITUTE (0-2)

1919-20	A	L	19	45
Feb. 6, 1926	A	L	25	41

VIRGINIA TECH (6-2)

1919-20	A	L	20	26
Feb. 25, 1927	ATL*	W	38	33
Dec. 16, 1960	BHAM	W	76	73
Dec. 16, 1961	BHAM	W	77	63
Dec. 29, 1967	OKC	W	76	61
Dec. 8, 1973	H	W	76	74
Dec. 14, 1974	A	L	82	83
Dec. 21, 1999	SANJ	W	73	63

*Southern Conference Tournament

Key to Abbreviations: OKC—Oklahoma City, Okla.
ATL—Atlanta, Ga. BHAM—Birmingham, Ala.
SANJ—San Juan, P.R.

WAKE FOREST (4-3)

1907-08		W	38	13
Dec. 19, 1956	CHAR	L	48	58
Dec. 7, 1957	COL	W	78	66
Dec. 9, 1967	A	W	66	63
Dec. 6, 1969	H	L	81	95
Dec. 27, 1983	JACK	L	67	76
Mar. 23, 2003	TAM*	W	68	62

* NCAA Tournament

Key to Abbreviations: JACK—Jacksonville, Fla.
CHAR—Charlotte, N.C. COL—Columbus, Ga.
TAM—Tampa, Fla.

WASHINGTON (0-1)

1947-48		L	29	59
---------	--	---	----	----

WASHINGTON & LEE (1-1)

1919-20	A	L	10	34
Dec. 17, 1954	MONT	W	91	81

Key to Abbreviation: MONT—Montgomery, Ala.

WEBER STATE (1-0)

Dec. 13, 1997	PROVO	W	63	58
---------------	-------	---	----	----

Key to Abbreviation: PROVO—Provo, Utah

WEST ALABAMA (formerly Livingston) (2-0)

1948-49		W	49	44
Dec. 1, 1960	H	W	90	50

WEST FLORIDA (1-0)

Dec. 12, 1994	H	W	96	59
---------------	---	---	----	----

WEST POINT ATHLETIC CLUB (2-0)

1919-20	A	W	38	8
1922-23		W	25	18

WEST VIRGINIA (2-2)

Dec. 29, 1984	A	W	59	58
Nov. 22, 1985	HART	L	58	75
Dec. 3, 1985	H	W	84	59
Dec. 5, 2007	BHAM	L	59	88

Key to Abbreviation: BHAM—Birmingham, Ala.
HART—Hartford, Conn. (Preseason NIT)

WESTERN CAROLINA (4-0)

Dec. 4, 1973	H	W	95	85
Dec. 9, 1974	H	W	85	77
Dec. 3, 1975	A	W	88	76
Dec. 15, 1996	H	W	80	55

WEST GEORGIA (1-0)

Jan. 5, 2010	H	W	96	72
--------------	---	---	----	----

WESTERN KENTUCKY (1-3)

Dec. 16, 1972	LA	L	72	87
Dec. 7, 1985	A	L	58	71
Dec. 1, 2002	NASH	L	70	89
Nov. 21, 2003	H	W	86	64

Key to Abbreviation: LA—Los Angeles, Calif.
NASH—Nashville, Tenn.

WESTERN MICHIGAN (0-1)

Dec. 17, 2002	H	L	54	72
---------------	---	---	----	----

WETUMPKA ATHLETIC CLUB (3-0)

1907-08	H	W	47	11
1909-10	H	W	56	12
Jan. 17, 1914	H	W	82	17

WHITE'S BUSINESS COLLEGE (1-0)

1927-28	H	W	92	13
---------	---	---	----	----

WILLIAM & MARY (0-1)

Dec. 29, 1981	DUR	L	48	58
---------------	-----	---	----	----

Key to Abbreviation: DUR—Durham, N.C.

WINSTON-SALEM STATE (1-0)

Nov. 17, 2006	H	W	95	62
---------------	---	---	----	----

WINTHROP (4-1)

Dec. 30, 1996	H	W	80	55
Mar. 11, 1999	INDY*	W	80	41
Dec. 29, 2005	H	W	64	62
DEC. 22, 2012	H	L	67	74
Dec. 17, 2014	H	W	80	62

*NCAA Tournament

Key to Abbreviation: INDY—Indianapolis, Ind.

WISCONSIN (0-1)

Nov. 25, 2006	SOPAD	L	63	77
---------------	-------	---	----	----

Key to Abbreviation:
SOPAD—South Padre Island, Texas

WOFFORD (6-2)

1922-23		W	42	19
1922-23		L	19	20
Dec. 19, 1995	H	W	73	56
Nov. 25, 1997	H	W	68	51
Dec. 15, 1998	H	W	79	51
Nov. 22, 2002	H	W	81	63
Dec. 5, 2004	H	L	78	85
Dec. 16, 2006	H	W	86	76

WYOMING (1-0)

Dec. 19, 1958	BHAM	W	70	47
---------------	------	---	----	----

Key to Abbreviation: BHAM—Birmingham, Ala.

XAVIER (4-5)

Dec. 28, 1962	NO	W	64	57
Dec. 28, 1968	MOB	W	75	73
Dec. 29, 1970	NOR	W	86	73
Dec. 18, 1971	BHAM	L	60	71
Dec. 19, 1972	A	L	60	67
Jan. 6, 2008	H	L	57	80
Dec. 3, 2008	A	L	74	81
Dec. 20, 2014	H	W 2OT	89	88
Dec. 19, 2015	A	L	61	85

Key to Abbreviation:

BHAM—Birmingham, Ala. MOB—Mobile, Ala.
NO—New Orleans, La. NOR—Norfolk, Va.

YOUNGSTOWN STATE (1-0)

Dec. 8, 1983	MOB	W	78	52
--------------	-----	---	----	----

Key to Abbreviation: MOB—Mobile, Ala.



Games by Location

ALABAMA (867-458-1)
Auburn (757-358)

Date	Opponent	Result
1/19/1906	Tulane	W, 27-7
2/7/1906	Montgomery YMCA	W, 29-12
2/7/1906	Columbus YMCA	L, 16-18
2/15/1906	Mercer	W, 64-8
2/14/1907	Columbus YMCA	W, 29-27 (OT)
2/8/1908	Birmingham Athletic Club	W, 26-14
1907-08	Wetumpka Athletic Club	W, 47-11
2/22/1908	Montgomery YMCA	L, 27-31
3/2/1908	Columbus YMCA	L, 19-33
1/8/1909	Columbus YMCA	L, 14-41
1/16/1909	Bessemer Athletic Club	L, 14-17
1/18/1909	Tulane	W, 29-15
1/27/1909	Augusta Athletic Club	W, 37-9
1909-10	Wetumpka Athletic Club	W, 56-12
1909-10	Mercer	W, 56-19
1909-10	Bessemer Athletic Club	W, 26-18
1909-10	Birmingham H.S.	W, 29-16
1909-10	Georgia	W, 56-21
1909-10	Birmingham Athletic Club	W, 31-19
1909-10	Montgomery YMCA	W, 24-16
1909-10	Columbus YMCA	L, 16-42
2/10/1912	LSU	W, 38-15
1/18/1913	Mercer	W, 33-31
1/23/1913	Cumberland	L, 19-35
2/8/1913	Montgomery YMCA	W, 39-23
1912-13	Columbus YMCA	L, 13-77
2/22/1913	Georgia Tech	W, 23-19
3/1/1913	Georgia	L, 21-67
1/17/1914	Wetumpka Athletic Club	W, 82-17
1/23/1914	Birmingham Athletic Club	L, 19-42
1/24/1914	Montgomery YMCA	W, 24-20
1/31/1914	Mercer	W, 25-23
2/14/1914	Columbus YMCA	L, 11-41
2/23/1914	Georgia Tech	L, 6-21
2/28/1914	Georgia	L, 15-46
2/22/1915	Mississippi State	W, 19-18
2/23/1915	Mississippi State	W, 21-17
2/26/1915	Mobile YMCA	W, 29-22
1/21/1916	Marion	L, 24-27
1/21/1916	Montgomery YMCA	L, 16-29
2/8/1916	Georgia	L, 18-45
2/10/1916	LSU	W, 24-23
2/10/1916	Montgomery YMCA	W, 58-18
1/26/1917	Marion	W, 38-18
2/13/1917	LSU	L, 13-37
1/20/1918	Birmingham Athletic Club	L, 19-27
1/11/1919	Montgomery YMCA	W, 59-10
1/25/1919	Camp Benning	W, 68-9
1/29/1919	Georgia	W, 35-22
1919-20	Montgomery YMCA	W, 55-19
1919-20	Birmingham Athletic Club	W, 27-21
1919-20	Atlanta Athletic Club	L, 24-44
2/13/1920	LSU	W, 33-21
1919-20	Georgia	W, 31-29
3/9/1920	Georgia Tech	W, 26-17
1/11/1921	Mercer	W, 36-31 (OT)
1/12/1921	Georgia	L, 22-31
2/22/1921	Spring Hill	W, 41-32
1/21/1922	Clemson	W, 32-19
2/2/1922	Mercer	L, 26-28
2/11/1922	Georgia Tech	W, 29-26
2/14/1922	Camp Benning	L, 17-30
2/18/1922	Birmingham Athletic Club	W, 34-21
1921-22	Georgia	L, 17-31
1922-23	Georgia	W, 45-16
2/23/1923	Georgia Tech	W, 29-26
1/30/1924	Georgia	L, 17-32
2/9/1924	Georgia Tech	L, 18-33
1/13/1925	Camp Benning	L, 27-36
1/17/1925	Georgia Tech	L, 21-28
1/28/1925	Montgomery YMCA	W, 34-12
1/31/1925	Mercer	L, 27-38
2/17/1925	Georgia	L, 21-37
1/9/1926	Georgia Tech	W, 32-28
1/11/1926	Samford	W, 35-21
2/13/1926	Birmingham Athletic Club	W, 39-32
1/10/1927	Mississippi State	L, 31-34
1/11/1927	Mississippi State	W, 27-24
1/15/1927	Florida	W, 51-34
1/30/1927	Tulane	W, 50-11

2/1/1927	Tulane	W, 33-30
2/3/1927	Clemson	W, 45-26
2/4/1927	Clemson	W, 45-23
2/11/1927	Sewanee	W, 46-15
2/12/1927	Georgia Tech	W, 42-24
1927-28	Montgomery YMCA	W, 38-12
1927-28	White's Business College	W, 92-13
1/7/1928	Georgia Tech	W, 56-29
1927-28	So. College (Fla.)	W, 51-18
1/18/1928	Clemson	W, 56-26
1/19/1928	Clemson	W, 30-23
1/29/1928	Tennessee	W, 63-14
2/1/1928	Vanderbilt	W, 62-28
2/3/1928	Georgia	W, 28-25
2/9/1928	Georgetown (Ky.)	W, 41-25
2/10/1928	Ole Miss	L, 42-43
2/11/1928	Ole Miss	W, 58-38
1/19/1928	Clemson	W, 30-23
2/21/1928	Florida	W, 58-32
2/22/1928	Florida	W, 50-28
1928-29	Camp Benning	W, 40-38
1928-29	Birmingham Athletic Club	W, 37-34
1928-29	LaGrange YMCA	L, 29-32
1928-29	So. College (Fla.)	W, 33-29
1/28/1929	LSU	L, 28-45
1/29/1929	LSU	L, 28-65
2/8/1929	Tulane	L, 35-48
2/9/1929	Tulane	W, 40-25
2/16/1929	Georgia Tech	L, 41-46
2/18/1929	Florida	L, 29-46
2/19/1929	Florida	W, 51-26
1/10/1930	Clemson	L, 31-39
1/11/1930	South Carolina	W, 30-22
1/26/1930	Vanderbilt	L, 27-29
1/29/1930	Georgia	L, 35-43
2/18/1930	Georgia Tech	L, 34-47
1/6/1931	South Carolina	W, 39-21
1/10/1931	Clemson	W, 44-20
1/12/1931	North Carolina State	W, 30-28 (OT)
1/28/1931	Georgia Tech	L, 33-37
1/31/1931	Vanderbilt	L, 26-36
2/6/1931	Tulane	W, 44-22
2/7/1931	Tulane	W, 51-35
2/14/1931	Vanderbilt	W, 42-25
1/12/1932	Georgia Tech	W, 25-22
1/30/1932	Vanderbilt	W, 38-23
2/15/1932	Georgia	W, 26-24
1/24/1933	LSU	L, 25-26
1/25/1933	LSU	W, 25-24
2/3/1933	Tulane	W, 22-19
2/4/1933	Tulane	L, 18-35
2/9/1933	Vanderbilt	L, 20-21
2/15/1933	Georgia Tech	L, 20-29
2/17/1933	Florida	W, 32-30
2/18/1933	Florida	W, 16-11
1/11/1934	Georgia Tech	L, 26-28
1/26/1934	Birmingham Southern	L, 22-39
1/27/1934	Vanderbilt	L, 33-48
2/10/1934	Georgia	W, 30-21
1/26/1935	Birmingham Southern	L, 20-37
2/1/1935	Tennessee	L, 27-48
2/8/1935	Florida	W, 39-34
2/9/1935	Florida	L, 25-35
2/13/1935	Georgia Tech	L, 19-34
2/14/1935	Sewanee	W, 28-13
2/15/1935	Sewanee	W, 33-24
2/15/1935	Vanderbilt	L, 25-37
12/19/1935	Clemson	L, 23-33
12/20/1935	Clemson	L, 18-31
1/25/1936	Vanderbilt	L, 32-37
2/4/1936	Georgia Tech	W, 31-28
2/10/1936	Sewanee	W, 41-31
2/11/1936	Sewanee	W, 42-18
2/15/1936	Georgia	W, 33-26
1/9/1937	Fort Benning	W, 54-13
2/1/1937	LSU	W, 37-24
2/2/1937	LSU	L, 34-54
2/8/1937	Sewanee	W, 39-32
2/9/1937	Sewanee	W, 36-16
2/12/1937	Florida	W, 35-34
2/13/1937	Florida	W, 51-40
2/27/1937	Georgia Tech	L, 33-35
1/28/1938	Georgia Tech	W, 33-35
1/28/1938	Oglethorpe	W, 49-14
2/7/1938	Sewanee	W, 48-46

2/8/1938	Sewanee	W, 48-46
2/12/1938	Georgia	W, 34-27
12/16/1938	Lanett Mill	W, 40-21
12/17/1938	Nehi Reds	W, 41-36
1/6/1939	Spring Hill	W, 30-22
1/7/1939	Spring Hill	W, 44-23
1/13/1939	Sewanee	W, 41-31
1/14/1939	Sewanee	W, 38-27
1/16/1939	Vanderbilt	L, 39-41
1/28/1939	Birmingham Southern	W, 50-17
2/2/1939	Mississippi State	L, 44-59
2/10/1939	Georgia	W, 34-29
2/11/1939	Birmingham Southern	W, 52-35
2/22/1939	Georgia Tech	W, 38-24
2/24/1939	Florida	W, 40-38
2/25/1939	Florida	L, 25-31
12/14/1939	Spring Hill	W, 37-34
12/15/1939	Spring Hill	L, 33-34
1/20/1940	Vanderbilt	L, 46-50
1/27/1940	Samford	L, 33-37
2/3/1940	Georgia	L, 28-32
2/9/1940	Georgia	L, 47-48
2/16/1940	Sewanee	W, 46-30
2/17/1940	Sewanee	W, 63-34
2/21/1940	Georgia Tech	W, 39-38 (OT)
2/24/1940	Florida	L, 37-42
1/3/1941	Spring Hill	W, 35-30
1/4/1941	Spring Hill	W, 46-34
1/10/1941	Sewanee	W, 36-24
1/11/1941	Sewanee	W, 39-25
1/13/1941	Ole Miss	W, 43-30
1/24/1941	Tulane	W, 45-41
1/25/1941	Vanderbilt	W, 45-44
1/31/1941	Tennessee	L, 33-51
2/3/1941	Mississippi State	L, 44-48
2/5/1941	Georgia Tech	W, 51-45
2/8/1941	Georgia	W, 43-39
2/10/1941	Samford	W, 35-21
2/11/1941	LSU	W, 50-49
1/26/1942	Vanderbilt	W, 50-45
2/3/1942	Georgia Tech	W, 43-38
2/13/1942	Georgia	W, 53-41
2/14/1942	Mississippi State	L, 40-41
2/20/1942	Florida	W, 47-23
2/21/1942	Florida	W, 38-36
12/17/1942	Mississippi State	L, 37-38
12/18/1942	Mississippi State	L, 40-44
1/15/1943	507 Paratrooper Infantry	L, 30-40
1/22/1943	Georgia Tech	L, 32-59
1/23/1943	Vanderbilt	L, 43-48
2/5/1943	Georgia	W, 47-32
2/6/1943	LSU	L, 37-62
2/8/1943	Tulane	L, 30-50
1/13/1945	Mercer	L, 36-41
1/20/1945	Georgia Tech	L, 41-74
2/3/1945	Georgia	L, 43-59
2/12/1945	Florida	L, 43-58
2/13/1945	Florida	W, 42-40
12/10/1945	Mississippi State	W, 55-47
12/11/1945	Mississippi State	W, 37-26
1/16/1946	Georgia Tech	L, 26-53
1/21/1946	Georgia	W, 40-37
1/29/1946	Florida	W, 49-36
1/30/1946	Florida	W, 51-40
1945-45	Tulane	L, 48-56
1/11/1947	Tennessee	L, 30-66
1/15/1947	Georgia Tech	L, 42-55
1/24/1947	Vanderbilt	L, 37-38
1/25/1947	Georgia	L, 40-44
2/7/1947	Florida	L, 42-48
2/8/1947	Florida	W, 36-30
12/6/1947	Mississippi State	L, 35-49
1/12/1948	Ole Miss	W, 59-50
1/16/1948	Georgia	W, 52-41
1/21/1948	Vanderbilt	W, 46-41
1/30/1948	Georgia Tech	W, 38-31
2/5/1948	Florida	W, 53-50
2/6/1948	Florida	L, 37-39
2/12/1948	Oglethorpe	W, 55-23
2/13/1948	Oglethorpe	W, 65-31
12/11/1948	Mississippi State	L, 53-54
1/5/1949	Alabama	L, 38-45
1/11/1949	Georgia Tech	W, 41-33
1/22/1949	Vanderbilt	W, 48-46



Games by Location

1/31/1949 ... Tulane.....	L, 51-56	2/1/1958 Vanderbilt.....	W, 77-69	2/14/1966 ... #5 Vanderbilt.....	L, 76-91
2/17/1949 ... Florida.....	W, 44-43	2/3/1958 Georgia Tech.....	W, 99-78	2/19/1966 ... Georgia Tech.....	W, 90-73
2/28/1949 ... Ole Miss.....	W, 65-61	2/8/1958 Georgia.....	W, 75-73	2/23/1966 ... Georgia.....	W, 74-63
12/1/1949 ... Birmingham Southern.....	W, 79-49	2/10/1958 ... Florida.....	W, 76-69	2/26/1966 ... Ole Miss.....	W, 86-74
12/9/1949 ... Ole Miss.....	W, 64-60	2/22/1958 ... #20 Tennessee.....	W, 72-66	12/6/1966 ... Louisiana Tech.....	W, 88-77
12/10/1949 .. Samford.....	W, 73-49	12/2/1958 ... Jacksonville State.....	W, 111-54	12/10/1966 ... Southwestern Louisiana.....	W, 78-68
12/13/1949 .. Troy.....	W, 77-40	12/6/1958 ... Baylor.....	W, 71-60	12/31/1966 ... #9 Vanderbilt.....	W, 64-51
12/20/1949 .. Alabama.....	W, 45-40	12/17/1958 .. Florida State.....	W, 95-74	1/3/1967 LSU.....	W, 70-59
1/14/1950 Florida.....	W, 72-46	12/27/1958 .. Florence State.....	W, 104-78	1/28/1967 ... Georgia.....	W, 73-64
1/21/1950 Vanderbilt.....	L, 47-58	1/3/1959 Mississippi State.....	W, 97-66	1/30/1967 ... Florida.....	W, 87-61
2/4/1950 LSU.....	W, 70-66	1/5/1959 Ole Miss.....	W, 60-47	2/13/1967 ... Mississippi State.....	W, 68-57
2/9/1950 Georgia.....	W, 67-54	1/21/1959 ... Georgia Tech.....	W, 66-55	2/20/1967 ... Ole Miss.....	W, 86-67
2/18/1950 ... Alabama.....	W, 67-58	2/7/1959 Georgia.....	W, 95-69	2/25/1967 ... #9 Tennessee.....	L, 45-54
2/22/1950 ... Georgia Tech.....	L, 53-61	2/9/1959 Florida.....	W, 93-71	2/27/1967 ... Kentucky.....	W, 60-49
11/27/1950 .. Troy.....	W, 96-57	2/14/1959 ... LSU.....	W, 115-67	12/1/1967 ... The Citadel.....	L, 70-73
12/6/1950 ... Birmingham Southern.....	W, 69-57	2/16/1959 ... Tulane.....	W, 79-56	1/6/1968 Ole Miss.....	W, 90-71
12/9/1950 ... Ole Miss.....	L, 61-65	12/1/1959 ... Florence State.....	W, 95-69	1/8/1968 Mississippi State.....	L, 62-66
12/13/1950 .. Samford.....	W, 70-53	12/5/1959 ... Troy.....	W, 72-46	1/15/1968 ... #8 Vanderbilt.....	L, 65-74
1/13/1951 Georgia.....	W, 69-68 (OT)	12/7/1959 ... Samford.....	W, 104-57	1/20/1968 ... #9 Kentucky.....	W, 74-73
1/18/1951 ... Alabama.....	L, 64-65	12/12/1959 .. Florida State.....	W, 62-58	1/31/1968 ... Georgia.....	W, 62-56
2/3/1951 Tulane.....	W, 92-71	1/30/1960 ... Vanderbilt.....	W, 55-54	2/7/1968 LSU.....	W, 74-69
2/5/1951 LSU.....	L, 74-75	2/2/1960 ... #6 Georgia Tech.....	W, 48-45	2/17/1968 ... Florida.....	W, 73-65
2/14/1951 ... Georgia Tech.....	W, 75-63	2/6/1960 Georgia.....	W, 72-45	3/2/1968 Alabama.....	W, 73-69
2/23/1951 ... Florida.....	W, 83-77 (OT)	2/8/1960 Florida.....	W, 89-51	3/3/1968 ... Tennessee.....	L, 54-63 (OT)
2/24/1951 ... Mississippi State.....	W, 92-85	2/20/1960 ... Kentucky.....	W, 61-60	1/11/1969 ... LSU.....	W, 90-71
11/27/1951 .. Troy.....	W, 83-58	2/22/1960 ... Tennessee.....	W, 72-63	1/15/1969 ... Alabama.....	W, 78-63
12/4/1951 ... Maxwell Field.....	W, 75-41	12/1/1960 ... Livingston.....	W, 90-50	1/20/1969 ... Georgia.....	L, 84-85
12/5/1951 ... Samford.....	W, 88-51	12/3/1960 ... Huntington.....	W, 66-44	2/8/1969 Florida.....	W, 81-80 (OT)
12/15/1951 .. Birmingham Southern.....	W, 79-46	12/10/1960 .. Florida State.....	W, 74-57	2/12/1969 ... Mississippi State.....	W, 87-68
1/12/1952 Vanderbilt.....	L, 61-73	1/2/1961 Florence State.....	W, 76-50	2/22/1969 ... Vanderbilt.....	W, 85-75
1/26/1952 ... Georgia.....	W, 65-51	1/7/1961 Mississippi State.....	L, 48-56	2/24/1969 ... Georgia Tech.....	W, 87-85
1/30/1952 ... Kentucky.....	L, 48-88	1/9/1961 Ole Miss.....	W, 51-40	3/1/1969 Tennessee.....	W, 71-60
2/2/1952 Alabama.....	L, 60-62	1/24/1961 ... Georgia Tech.....	L, 43-48 (OT)	3/3/1969 ... #17 Kentucky.....	L, 86-90
2/8/1952 Florida.....	W, 61-52	2/11/1961 ... Georgia.....	W, 73-69	3/8/1969 ... Ole Miss.....	W, 80-70
2/9/1952 Tennessee.....	W, 60-55	2/13/1961 ... Florida.....	L, 60-78	12/1/1969 ... #1 South Carolina.....	L, 64-86
2/13/1952 ... Georgia Tech.....	L, 50-58	2/18/1961 ... LSU.....	W, 69-65	12/6/1969 ... Wake Forest.....	L, 81-95
12/2/1952 ... Samford.....	W, 80-52	2/20/1961 ... Tulane.....	W, 63-44	12/13/1969 .. Ole Miss.....	W, 91-77
12/10/1952 .. Georgia Tech.....	W, 71-61	12/4/1961 ... Jacksonville State.....	W, 73-37	12/15/1969 .. Mississippi State.....	W, 94-66
1/6/1953 Birmingham Southern.....	W, 84-59	12/6/1961 ... Southwestern Louisiana.....	W, 62-46	1/3/1970 Florida.....	W, 91-75
1/21/1953 ... Georgia.....	W, 78-69	12/9/1961 ... Florida State.....	L, 52-56	1/5/1970 Georgia.....	L, 64-68
1/31/1953 ... Mississippi State.....	W, 82-60	1/2/1962 ... Chattanooga.....	W, 67-47	1/31/1970 ... Tennessee.....	W, 61-55
2/4/1953 Florida.....	L, 62-66	2/3/1962 ... Vanderbilt.....	W, 89-68	2/2/1970 ... #2 Kentucky.....	L, 83-84
2/11/1953 ... Ole Miss.....	W, 72-65	2/5/1962 ... Georgia Tech.....	W, 48-39	2/14/1970 ... Alabama.....	W, 121-78
2/14/1953 ... #8 LSU.....	L, 57-65	2/10/1962 ... Georgia.....	W, 74-49	2/16/1970 ... LSU.....	L, 64-70
2/16/1953 ... Tulane.....	L, 65-70	2/12/1962 ... Florida.....	W, 64-60	2/21/1970 ... Vanderbilt.....	L, 74-92
2/28/1953 ... Alabama.....	W, 78-73	2/24/1962 ... Tennessee.....	W, 60-51	12/1/1970 ... Louisiana Tech.....	W, 93-87
12/1/1953 .. Birmingham Southern.....	W, 81-50	2/26/1962 ... #3 Kentucky.....	L, 60-63	12/5/1970 ... #19 North Carolina State.....	W, 91-85
1/5/1954 Samford.....	W, 84-56	12/4/1962 ... Samford.....	W, 69-50	1/9/1971 LSU.....	L, 92-106
1/20/1954 ... Georgia Tech.....	W, 80-56	12/8/1962 ... Florida State.....	W, 65-47	1/11/1971 ... Alabama.....	W, 83-72
2/6/1954 Vanderbilt.....	W, 76-73	12/14/1962 .. Texas Tech.....	W, 86-57	1/18/1971 ... Georgia.....	L, 76-77
2/13/1954 ... Florida.....	W, 85-65	12/17/1962 .. Chattanooga.....	W, 79-37	2/6/1971 ... Florida.....	W, 85-70
2/15/1954 ... Georgia.....	W, 80-61	12/19/1962 .. Spring Hill.....	W, 71-51	2/10/1971 ... Mississippi State.....	W, 92-68
3/1/1954 Tennessee.....	L, 86-92	1/5/1963 ... Mississippi State.....	L, 53-62	2/20/1971 ... Vanderbilt.....	W, 96-94
3/5/1954 Alabama.....	L, 55-57	1/7/1963 ... Ole Miss.....	W, 79-44	2/27/1971 ... #17 Tennessee.....	L, 71-76
12/4/1954 ... Birmingham Southern.....	W, 90-77	2/9/1963 ... Georgia.....	W, 70-67 (OT)	3/1/1971 #10 Kentucky.....	L, 83-102
12/11/1954 .. Jacksonville State.....	W, 78-67	2/11/1963 ... Florida.....	W, 88-59	3/6/1971 Ole Miss.....	W, 86-85
1/5/1955 Samford.....	W, 98-77	2/16/1963 ... LSU.....	W, 82-57	12/1/1971 ... #12 South Carolina.....	L, 63-84
1/8/1955 ... Mississippi State.....	W, 79-58	2/18/1963 ... Tulane.....	W, 63-61	12/4/1971 ... Athens College.....	W, 95-71
1/10/1955 ... Ole Miss.....	W, 85-81	12/3/1963 .. Samford.....	W, 102-44	12/13/1971 .. Mississippi State.....	W, 85-75
1/26/1955 ... Georgia Tech.....	L, 70-73	12/14/1963 .. Southern Miss.....	W, 80-74	1/3/1972 Ole Miss.....	L, 65-69
1/29/1955 ... Florida.....	W, 91-69	12/27/1963 .. Athens College.....	W, 83-51	1/8/1972 Florida.....	W, 79-74
1/31/1955 ... Georgia.....	W, 78-76	1/28/1964 ... Florida State.....	W, 63-59	1/10/1972 ... Georgia.....	W, 99-93
2/19/1955 ... LSU.....	W, 75-71	2/1/1964 #5 Vanderbilt.....	W, 81-63	2/5/1972 Tennessee.....	L, 67-76
2/21/1955 ... Tulane.....	L, 79-90	2/3/1964 Georgia Tech.....	L, 57-62	2/7/1972 Kentucky.....	L, 72-78
12/3/1955 .. Birmingham Southern.....	W, 81-64	2/8/1964 Georgia.....	L, 67-71	2/14/1972 ... LSU.....	W, 85-77
12/10/1955 .. Samford.....	W, 97-54	2/10/1964 ... Florida.....	W, 79-58	2/15/1972 ... Georgia Tech.....	W, 91-77
1/2/1956 Florida.....	W, 89-77	2/24/1964 ... Tennessee.....	L, 62-68	2/19/1972 ... Alabama.....	L, 78-79
1/28/1956 .. Jacksonville State.....	W, 73-64	12/5/1964 ... Florida State.....	W, 92-68	2/26/1972 ... Vanderbilt.....	L, 87-93
2/7/1956 Georgia Tech.....	W, 77-74 (OT)	12/21/1964 .. Georgia Southern.....	W, 80-64	12/1/1972 ... South Alabama.....	L, 64-68
2/11/1956 ... Florida.....	W, 77-73	1/9/1965 Florida.....	W, 74-63	12/7/1972 ... Eastern Illinois.....	W, 82-75
2/13/1956 ... Georgia.....	W, 96-80	1/11/1965 ... Ole Miss.....	W, 67-52	1/13/1973 ... LSU.....	L, 60-79
2/25/1956 ... Tennessee.....	L, 87-91	1/23/1965 ... Georgia.....	W, 95-65	1/15/1973 ... Mississippi State.....	W, 82-77
2/27/1956 ... #7 Vanderbilt.....	W, 74-65	2/13/1965 ... LSU.....	W, 101-60	1/20/1973 ... #11 Alabama.....	L, 64-76
12/4/1956 .. Jacksonville State.....	W, 72-65	2/15/1965 ... Tulane.....	W, 87-73	1/22/1973 ... Georgia.....	L, 64-68
1/2/1957 Samford.....	W, 101-70	2/20/1965 ... Kentucky.....	W, 88-69	1/27/1973 ... Vanderbilt.....	W, 81-77
1/5/1957 Mississippi State.....	W, 86-66	2/26/1965 ... Georgia Tech.....	L, 54-59	2/10/1973 ... Florida.....	L, 74-76 (OT)
1/7/1957 Ole Miss.....	W, 88-66	3/1/1965 #9 Vanderbilt.....	L, 64-79	2/26/1973 ... Georgia Tech.....	W, 79-69
1/22/1957 ... Georgia Tech.....	L, 74-81	12/2/1965 ... Rice.....	W, 91-74	3/3/1973 Kentucky.....	L, 79-91
1/26/1957 ... Georgia.....	W, 73-66	12/7/1965 ... Jacksonville State.....	W, 78-50	3/5/1973 ... Tennessee.....	L, 72-80
1/28/1957 ... Florida.....	W, 76-61	12/11/1965 .. Jacksonville U.....	W, 77-69	3/8/1973 Ole Miss.....	W, 77-73
2/16/1957 ... LSU.....	W, 99-62	1/3/1966 Mississippi State.....	L, 72-83	12/4/1973 ... Western Carolina.....	W, 95-85
2/18/1957 ... Tulane.....	W, 78-54	1/17/1966 ... Tennessee.....	W, 51-47	12/8/1973 ... Virginia Tech.....	W, 76-74
12/3/1957 .. Jacksonville State.....	W, 89-50	1/24/1966 ... Florida.....	L, 64-68	1/5/1974 Tennessee.....	L, 77-89
12/30/1957 .. Samford.....	W, 106-47	2/12/1966 ... #1 Kentucky.....	L, 64-77	1/14/1974 ... Florida.....	L, 81-92



Games by Location

1/26/1974 ... LSU	L, 76-87	1/31/1981 ... Ole Miss	L, 58-61	12/16/1987 .. Mercer	W, 80-48
2/2/1974 ... #8 Alabama	L, 64-73	2/7/1981 ... Florida	L, 50-55	1/6/1988 ... Florida	W, 72-67
2/9/1974 ... Ole Miss	W, 85-75	2/14/1981 ... Mississippi State	W, 66-55	1/16/1988 ... Mississippi State	W, 65-57
2/11/1974 ... Kentucky	W, 99-97 (OT)	2/21/1981 ... Georgia	L, 65-76	1/23/1988 ... Vanderbilt	L, 71-75
2/18/1974 ... #5 Vanderbilt	L, 79-89	2/25/1981 ... Alabama	W, 56-54	1/27/1988 ... Alabama	W, 84-74
2/23/1974 ... Mississippi State	L, 60-67	11/30/1981 ... Mississippi College	W, 88-54	2/3/1988 ... LSU	L, 69-78
2/27/1974 ... Georgia Tech	W, 92-70	12/2/1981 ... Stetson	W, 60-59	2/10/1988 ... Kentucky	L, 62-69
3/2/1974 ... Georgia	W, 97-84	12/5/1981 ... Austin Peay	W, 67-56	2/13/1988 ... Georgia	W, 64-57
12/2/1974 ... South Florida	W, 77-52	12/21/1981 ... Cal State-Chico	W, 104-61	2/20/1988 ... Tennessee	W, 73-68
12/9/1974 ... Western Carolina	W, 85-77	1/2/1982 ... Ole Miss	W, 75-71	3/2/1988 ... Ole Miss	W, 92-76
1/6/1975 ... Ole Miss	W, 104-86	1/9/1982 ... Florida	W, 80-60	11/26/1988 .. Mount St. Mary's	W, 89-83
1/11/1975 ... #7 Kentucky	W, 90-85	1/16/1982 ... Mississippi State	W, 62-49	11/29/1988 ... Georgia State	W, 74-70
1/18/1975 ... Vanderbilt	W, 93-89	1/23/1982 ... Georgia	W, 82-74	12/3/1988 ... Mercer	W, 87-66
1/20/1975 ... Mississippi State	W, 98-89	1/27/1982 ... #13 Alabama	L, 65-67	12/10/1988 .. Texas Southern	W, 109-81
1/27/1975 ... Georgia	W, 65-64	2/3/1982 ... #9 Kentucky	W, 83-81 (OT)	12/17/1988 ... Jackson State	W, 74-51
2/3/1975 ... #18 Tennessee	W, 62-59	2/10/1982 ... Vanderbilt	L, 60-71	1/4/1989 ... #19 Tennessee	L, 73-84
2/15/1975 ... Florida	W, 76-75	2/17/1982 ... LSU	W, 82-72	1/14/1989 ... Florida	L, 75-79
2/24/1975 ... LSU	W, 110-94	2/27/1982 ... #19 Tennessee	W, 56-54	1/18/1989 ... Ole Miss	L, 64-65
3/3/1975 ... VCU	W, 117-72	11/29/1982 ... Mercer	W, 85-76	1/28/1989 ... Alabama	L, 64-67
3/8/1975 ... #7 Alabama	W, 76-70	12/1/1982 ... Florida State	W, 78-68	2/2/1989 ... Georgia	L, 62-75
12/1/1975 ... Butler	W, 80-69	12/4/1982 ... Tennessee Tech	W, 74-65	2/8/1989 ... #19 LSU	L, 91-104
1/10/1976 ... #10 Alabama	L, 62-63	12/18/1982 ... Florida International	W, 115-77	2/11/1989 ... Mississippi State	W, 70-68
1/12/1976 ... Mississippi State	W, 75-70	1/3/1983 ... Mississippi State	W, 77-66	2/20/1989 ... Kentucky	W, 77-75
1/24/1976 ... Vanderbilt	L, 59-71	1/5/1983 ... #5 Alabama	W, 91-80	2/22/1989 ... Vanderbilt	L, 62-77
1/26/1976 ... Kentucky	W, 91-84 (OT)	1/22/1983 ... Georgia	W, 66-64	12/1/1989 ... UAB	L, 65-75
2/11/1976 ... Georgia Tech	W, 72-51	1/24/1983 ... Tennessee	L, 77-80	12/11/1989 .. Alabama State	W, 98-79
2/14/1976 ... Georgia	W, 88-79	2/5/1983 ... Florida	W, 62-54	1/6/1990 ... #17 LSU	L, 70-77
2/16/1976 ... #8 Tennessee	W, 73-72 (OT)	2/12/1983 ... #13 Kentucky	L, 69-71	1/10/1990 ... Mississippi State	W, 93-71
2/28/1976 ... Florida	W, 89-80	2/14/1983 ... Vanderbilt	W, 72-71	1/20/1990 ... Vanderbilt	W, 82-79
3/6/1976 ... LSU	W, 90-80	2/26/1983 ... LSU	L, 61-87	1/24/1990 ... Kentucky	W, 74-70
3/8/1976 ... Ole Miss	W, 103-88	3/1/1983 ... Ole Miss	W, 82-59	2/3/1990 ... Tennessee	W, 89-83
11/29/1976 .. Appalachian State	W, 84-61	11/28/1983 .. Columbus College	W, 58-54	2/14/1990 ... Florida	W, 75-55
12/1/1976 ... Richmond	W, 86-63	12/19/1983 .. Eastern Kentucky	W, 100-60	2/17/1990 ... Ole Miss	W, 95-84
12/4/1976 ... Fairleigh Dickinson	W, 86-59	1/7/1984 ... Florida	W, 82-66	2/28/1990 ... Alabama	L, 65-80
1/3/1977 ... #4 Alabama	L, 71-74	1/13/1984 ... #2 Kentucky	W, 82-63	3/3/1990 ... Georgia	L, 79-94
1/5/1977 ... Mississippi State	L, 79-81	1/17/1984 ... Vanderbilt	L, 71-73	11/24/1990 .. Texas Southern	W, 85-77
1/15/1977 ... #2 Kentucky	L, 68-75	1/27/1984 ... #10 LSU	W, 80-78	11/26/1990 .. Georgia State	W, 83-65
1/17/1977 ... Vanderbilt	W, 74-69	1/31/1984 ... Ole Miss	W, 60-50	12/8/1990 ... Ohio	W, 75-65
1/22/1977 ... Florida	L, 73-77	2/18/1984 ... Georgia	W, 81-63	12/15/1990 .. Florida State	W, 99-96
2/5/1977 ... #11 Tennessee	L, 83-93	2/20/1984 ... Tennessee	L, 54-57	12/17/1990 .. Texas A&M	W, 95-71
2/7/1977 ... Georgia	W, 83-74	3/1/1984 ... Mississippi State	W, 68-53	1/3/1991 ... Alabama	L, 56-68
2/26/1977 ... LSU	L, 76-86	3/3/1984 ... Alabama	W, 83-70	1/12/1991 ... LSU	L, 84-96
2/28/1977 ... Ole Miss	W, 97-84	11/24/1984 .. Stetson	W, 92-50	1/16/1991 ... Vanderbilt	L, 59-80
12/1/1977 ... Houston	L, 87-88	11/26/1984 .. Columbus College	W, 91-56	1/26/1991 ... Mississippi State	L, 64-84
12/3/1977 ... South Florida	W, 71-54	12/3/1984 ... Armstrong State	W, 80-47	1/29/1991 ... #10 Kentucky	L, 81-89
1/7/1978 ... Vanderbilt	W, 74-61	12/8/1984 ... Mercer	W, 70-69	2/6/1991 ... Florida	L, 84-87 (OT)
1/9/1978 ... #1 Kentucky	L, 77-101	12/12/1984 .. Radford	W, 79-57	2/9/1991 ... Ole Miss	W, 72-69
1/28/1978 ... Alabama	L, 74-81	1/5/1985 ... Florida	W, 80-74	2/19/1991 ... Tennessee	W, 74-65
1/30/1978 ... Mississippi State	W, 85-74	1/12/1985 ... Mississippi State	W, 62-53	2/23/1991 ... Georgia	L, 77-86
2/11/1978 ... Florida	W, 92-84	1/16/1985 ... Alabama	L, 55-60	11/25/1991 .. SIU-Edwardsville	W, 109-86
2/13/1978 ... Oral Roberts	W, 82-78	1/24/1985 ... Ole Miss	W, 93-73	12/11/1991 .. Troy	W, 141-116
2/18/1978 ... Ole Miss	W, 92-67	2/2/1985 ... Kentucky	L, 47-49 (OT)	12/14/1991 .. Southern Miss	W, 93-78
2/20/1978 ... LSU	L, 95-101 (OT)	2/9/1985 ... Tennessee	W, 75-60	1/8/1992 ... LSU	L, 70-87
3/4/1978 ... Georgia	W, 81-80	2/21/1985 ... Georgia	L, 84-86	1/18/1992 ... #9 Alabama	W, 81-63
3/6/1978 ... Tennessee	W, 107-94	2/27/1985 ... LSU	L, 73-78	1/22/1992 ... South Carolina	W, 85-68
12/4/1978 ... Florida State	L, 70-71	3/2/1985 ... Vanderbilt	W, 84-58	1/29/1992 ... Mississippi State	L, 72-75
12/9/1978 ... Iona	W, 74-66	11/26/1985 .. Birmingham Southern	W, 61-51	2/1/1992 ... Georgia	W, 89-84
1/3/1979 ... Vanderbilt	L, 55-57	12/3/1985 ... West Virginia	W, 84-59	2/8/1992 ... #19 Kentucky	L, 67-85
1/6/1979 ... Florida	W, 91-86	1/6/1986 ... #12 Kentucky	W, 60-56	2/12/1992 ... James Madison	W, 87-71
1/20/1979 ... #18 Alabama	L, 76-83	1/8/1986 ... Tennessee	W, 59-45	2/26/1992 ... #9 Arkansas	L, 74-82
1/22/1979 ... Mississippi State	L, 72-74	1/18/1986 ... Georgia	W, 84-69	2/29/1992 ... Ole Miss	W, 110-84
1/25/1979 ... Kentucky	L, 83-86 (OT)	1/29/1986 ... Vanderbilt	W, 97-70	12/1/1992 ... Louisiana College	W, 98-60
2/10/1979 ... Ole Miss	W, 56-54 (2OT)	2/4/1986 ... LSU	L, 61-63	12/15/1992 .. Lincoln Memorial	W, 77-51
2/12/1979 ... #8 LSU	L, 68-78	2/6/1986 ... Florida	W, 67-65	12/21/1992 .. Centenary	W, 86-61
2/22/1979 ... Georgia	W, 73-68	2/12/1986 ... Mississippi State	W, 69-64	12/28/1992 .. Old Dominion	W, 96-85
2/24/1979 ... Tennessee	L, 55-60	2/15/1986 ... #18 Alabama	W, 71-69	1/6/1993 ... Florida	L, 73-76
12/3/1979 ... Texas Wesleyan	W, 90-51	2/22/1986 ... Ole Miss	W, 75-73	1/20/1993 ... Tennessee	W, 88-75
12/5/1979 ... Ole Miss	W, 76-73	12/1/1986 ... Armstrong State	W, 94-54	1/30/1993 ... #15 Vanderbilt	L, 70-73
1/5/1980 ... Florida	W, 82-62	12/11/1986 .. Austin Peay	W, 115-93	2/13/1993 ... LSU	L, 73-75
1/12/1980 ... Mississippi State	W, 77-67	12/13/1986 .. Southwestern Louisiana	W, 107-91	2/17/1993 ... Mississippi State	W, 83-77
1/19/1980 ... Georgia	W, 58-53	12/18/1986 .. Augusta College	W, 89-66	2/24/1993 ... Ole Miss	W, 83-73
1/23/1980 ... Alabama	L, 46-50 (OT)	1/3/1987 ... #11 Kentucky	L, 60-63	3/3/1993 ... Alabama	W, 78-70
1/30/1980 ... #3 Kentucky	L, 62-64	1/7/1987 ... Georgia	W, 62-58(OT)	3/6/1993 ... #13 Arkansas	W, 81-80
2/6/1980 ... Vanderbilt	L, 73-77	1/14/1987 ... Tennessee	W, 66-56	11/28/1993 .. UNC-Wilmington	W, 94-75
2/13/1980 ... #5 LSU	L, 44-50	1/24/1987 ... Ole Miss	W, 85-61	11/30/1993 .. Nicholls State	L, 76-79
2/23/1980 ... Tennessee	L, 63-72	1/31/1987 ... #19 Florida	W, 81-68	12/7/1993 ... Ball State	W, 92-87
12/1/1980 ... Towson State	W, 87-63	2/1/1987 ... #3 UNLV	L, 85-104	12/9/1993 ... Troy	W, 113-86
12/3/1980 ... Tennessee	W, 75-65	2/12/1987 ... Mississippi State	W, 59-45	12/16/1993 .. UAB	L, 65-69
12/6/1980 ... Armstrong State	W, 79-70	2/21/1987 ... #12 Alabama	L, 75-77	1/5/1994 ... Georgia	L, 80-83 (OT)
12/8/1980 ... Tennessee Tech	W, 77-62	2/23/1987 ... Vanderbilt	W, 91-83	1/12/1994 ... Mississippi State	L, 86-91 (OT)
12/13/1980 .. Eckerd College	W, 106-66	3/1/1987 ... LSU	W, 100-62	1/15/1994 ... #3 Arkansas	L, 105-117
1/7/1981 ... #4 Kentucky	L, 66-79	12/5/1987 ... VCU	W, 93-80	1/25/1994 ... Alabama	L, 69-74
1/14/1981 ... Vanderbilt	L, 81-97	12/7/1987 ... UT-Martin	W, 99-77	1/30/1994 ... #7 Kentucky	L, 74-91
1/21/1981 ... #5 LSU	L, 64-74	12/14/1987 .. Grambling	W, 98-59	2/5/1994 ... Florida Atlantic	W, 91-78



Games by Location

2/12/1994 ... LSU	W, 111-83	1/19/2000 ... South Carolina	W, 65-61	2/16/2005 ... Vanderbilt	L, 43-67
2/16/1994 ... South Carolina	W, 88-70	1/29/2000 ... Mississippi State	W, 73-57	2/26/2005 ... LSU	L, 64-77
2/22/1994 ... Southern Miss	W, 89-73	2/2/2000 ... Alabama	W, 77-63	3/5/2005 ... Arkansas	W, 77-64
3/2/1994 ... Ole Miss	L, 62-68	2/5/2000 ... Arkansas	W, 73-55	11/20/2005 ... Lipscomb	W, 69-54
11/26/1994 ... Lynn	W, 78-70	2/19/2000 ... Ole Miss	W, 75-72	11/25/2005 ... Gardner-Webb	W, 70-43
12/12/1994 ... West Florida	W, 96-59	3/1/2000 ... #12 LSU	L, 53-55	12/1/2005 ... McNeese State	W, 91-76
12/14/1994 ... Troy	W, 95-71	11/17/2000 ... Florida A&M	W, 87-52	12/14/2005 ... Southeastern Louisiana	W, 66-51
12/17/1994 ... Alabama State	W, 102-62	11/19/2000 ... Jacksonville State	W, 91-51	12/18/2005 ... Temple	W, 73-42
1/8/1995 ... Ole Miss	W, 88-74	11/20/2000 ... Mercer	L, 88-92	12/29/2005 ... Winthrop	W, 64-62
1/11/1995 ... LSU	L, 73-76	12/1/2000 ... South Alabama	L, 66-68	12/31/2005 ... Jacksonville State	W, 87-83
1/14/1995 ... #4 Arkansas	W, 104-90	12/4/2000 ... Louisiana-Lafayette	W, 93-86	1/4/2006 ... Southern Miss	W, 80-57
1/18/1995 ... Tennessee	W, 61-57	12/5/2000 ... Grambling State	W, 104-60	1/11/2006 ... Alabama	L, 52-56
1/25/1995 ... #23 Florida	W, 77-71	12/19/2000 ... Georgia Southern	W, 93-79	1/21/2006 ... Arkansas	L, 52-68
2/8/1995 ... Vanderbilt	L, 59-77	12/30/2000 ... Southern Miss	W, 73-69	1/24/2006 ... Kentucky	L, 62-71
2/18/1995 ... #18 Alabama	L, 73-86	1/6/2001 ... #5 Tennessee	L, 88-96 (2OT)	1/28/2006 ... Georgia	W, 66-65
3/1/1995 ... #14 Mississippi State	W, 76-69	1/13/2001 ... LSU	W, 85-69	2/8/2006 ... Ole Miss	W, 58-50
3/15/1995 ... Marquette	L, 61-68	1/24/2001 ... #14 Florida	L, 63-65	2/18/2006 ... #25 LSU	L, 61-65
11/30/1995 ... Jacksonville State	W, 91-74	1/31/2001 ... Mississippi State	W, 60-56	2/22/2006 ... Mississippi State	W, 75-71
12/3/1995 ... UAB	L, 54-66	2/3/2001 ... Ole Miss	L, 70-74	3/4/2006 ... South Carolina	L, 63-67
12/15/1995 ... Northeast Louisiana	W, 80-71	2/14/2001 ... Arkansas	W, 71-63	11/10/2006 ... Troy	W, 71-68
12/17/1995 ... Coastal Carolina	W, 82-66	2/21/2001 ... #14 Alabama	W, 72-69 (OT)	11/17/2006 ... Winston-Salem State	W, 95-62
12/19/1995 ... Wofford	W, 73-56	3/3/2001 ... Vanderbilt	W, 69-66	11/19/2006 ... East Tennessee State	W, 64-58
1/6/1996 ... Arkansas	W, 101-76	3/14/2001 ... Miami (Fla.)	W, 60-58	11/21/2006 ... Miles College	W, 79-58
1/13/1996 ... #17 Georgia	W, 89-86	11/16/2001 ... High Point	W, 63-59	11/28/2006 ... Nicholls State	W, 92-87 (OT)
1/21/1996 ... LSU	W, 95-87	11/18/2001 ... Jacksonville State	W, 75-53	11/30/2006 ... Louisiana-Monroe	W, 81-60
2/4/1996 ... Mississippi State	L, 75-78 (OT)	11/27/2001 ... McNeese State	W, 78-74	12/3/2006 ... #2 Pittsburgh	L, 66-74
2/7/1996 ... South Carolina	W, 84-73	11/30/2001 ... Florida International	W, 67-55	12/6/2006 ... South Alabama	W, 82-71
2/14/1996 ... Alabama	L, 72-75	12/4/2001 ... Louisiana Tech	L, 66-67	12/16/2006 ... Wofford	W, 86-76
2/21/1996 ... Ole Miss	W, 69-62	12/18/2001 ... South Alabama	W, 73-58	12/19/2006 ... Tennessee State	W, 86-59
2/27/1996 ... #1 Kentucky	L, 73-88	12/20/2001 ... UNC-Asheville	W, 83-38	12/22/2006 ... #13 Texas A&M	L, 58-87
3/13/1996 ... Tulane	L, 73-87 (OT)	12/29/2001 ... Southern Miss	W, 64-55	12/30/2006 ... Charleston Southern	W, 69-53
11/25/1996 ... Arkansas-Pine Bluff	W, 89-56	1/5/2002 ... Arkansas	L, 77-83	1/6/2007 ... Vanderbilt	W, 68-65
12/5/1996 ... Arkansas-Little Rock	W, 75-63	1/12/2002 ... #14 Alabama	W, 59-56	1/17/2007 ... #22 Tennessee	W, 83-80
12/7/1996 ... Georgia State	W, 66-48	1/22/2002 ... #8 Kentucky	L, 62-69	1/23/2007 ... #12 Alabama	W, 81-57
12/14/1996 ... Baylor	L, 63-68	1/30/2002 ... Mississippi State	L, 64-72	1/27/2007 ... #1 Florida	L, 66-91
12/15/1996 ... Western Carolina	W, 80-55	2/9/2002 ... #17 Georgia	W, 75-72	2/3/2007 ... Ole Miss	L, 59-82
12/18/1996 ... South Alabama	W, 60-51	2/13/2002 ... Ole Miss	W, 65-62	2/10/2007 ... Mississippi State	L, 83-91
12/30/1996 ... Winthrop	W, 80-55	2/23/2002 ... South Carolina	W, 50-46	2/21/2007 ... Arkansas	W, 67-59
1/8/1997 ... Arkansas	L, 55-56	3/2/2002 ... LSU	L, 54-59	2/28/2007 ... LSU	W, 80-68
1/11/1997 ... Florida	W, 79-65	11/22/2002 ... Wofford	W, 81-63	11/3/2007 ... Kennesaw State	W, 74-62
1/15/1997 ... Tennessee	W, 43-35	11/26/2002 ... Georgia State	W, 100-71	12/19/2007 ... Mercer	W, 68-59
1/28/1997 ... Alabama	W, 72-62	12/2/2002 ... Southeastern Louisiana	W, 77-47	12/22/2007 ... Alabama A&M	W, 67-56
2/5/1997 ... Mississippi State	W, 81-68	12/4/2002 ... South Carolina State	W, 85-65	12/29/2007 ... Towson	W, 79-59
2/8/1997 ... LSU	W, 76-72	12/8/2002 ... Rutgers	W, 82-70	1/2/2008 ... Texas A&M-C.C.	W, 76-58
2/15/1997 ... Vanderbilt	L, 61-75	12/14/2002 ... Murray State	W, 72-53	1/6/2008 ... Xavier	L, 57-80
3/1/1997 ... Ole Miss	L, 63-71	12/17/2002 ... Western Michigan	L, 54-72	1/10/2008 ... Arkansas	L, 70-76
11/17/1997 ... Nicholls State	W, 96-75	12/30/2002 ... Southern Miss	W, 92-46	1/19/2008 ... #15 Ole Miss	W, 80-77
11/21/1997 ... Southern Miss	W, 83-70	1/2/2003 ... North Texas	W, 90-65	1/22/2008 ... Presbyterian	W, 78-65
11/25/1997 ... Wofford	W, 68-51	1/8/2003 ... Vanderbilt	W, 62-59	1/30/2008 ... LSU	L, 80-81
12/6/1997 ... Florida A&M	W, 79-69	1/18/2003 ... #9 Alabama	W, 77-68	2/6/2008 ... Kentucky	L, 63-66
12/16/1997 ... Jacksonville State	W, 89-61	2/1/2003 ... Tennessee	L, 57-60	2/9/2008 ... Mississippi State	L, 64-83
12/30/1997 ... Navy	W, 70-54	2/5/2003 ... Ole Miss	W, 77-71	2/24/2008 ... Alabama	W, 88-76
1/3/1998 ... Georgia	W, 73-62	2/8/2003 ... LSU	W, 56-54	3/1/2008 ... South Carolina	L, 63-69
1/18/1998 ... Alabama	W, 94-40	2/19/2003 ... #19 Mississippi State	L, 46-63	3/5/2008 ... Georgia	L, 54-59
1/21/1998 ... #18 Arkansas	L, 65-79	3/1/2003 ... #4 Florida	L, 70-73	11/14/2008 ... Missouri State	W, 75-60
1/24/1998 ... #14 South Carolina	L, 56-61	3/5/2003 ... Arkansas	W, 69-54	11/19/2008 ... Mercer	L, 74-78
1/31/1998 ... #12 Ole Miss	W, 68-67	11/17/2003 ... College of Charleston	W, 66-62	11/22/2008 ... George Washington	W, 83-71
2/7/1998 ... Mississippi State	W, 68-66 (OT)	11/21/2003 ... Western Kentucky	W, 86-64	11/25/2008 ... Bethune-Cookman	W, 61-46
2/14/1998 ... LSU	W, 66-44	11/23/2003 ... Maryland-Eastern Shore	W, 85-61	12/6/2008 ... Louisiana-Monroe	W, 78-55
2/25/1998 ... #7 Kentucky	L, 58-83	12/1/2003 ... Colorado State	W, 84-54	12/17/2008 ... Tuskegee	W, 75-32
3/11/1998 ... Southern Miss	W, 77-62	12/7/2003 ... Air Force	W, 68-49	12/22/2008 ... Alabama State	W, 77-72
11/13/1998 ... Southeastern Louisiana	W, 114-60	12/10/2003 ... Montana	W, 73-51	12/29/2008 ... Alabama A&M	W, 82-40
11/16/1998 ... Florida A&M	W, 94-47	12/22/2003 ... Georgia State	L, 72-77	12/31/2008 ... Southeastern Louisiana	W, 77-65
11/19/1998 ... Central Florida	W, 77-42	12/30/2003 ... Southern Miss	W, 78-60	1/3/2009 ... Tulane	W, 78-53
11/23/1998 ... BYU	W, 62-43	1/2/2004 ... New Orleans	W, 70-55	1/14/2009 ... Florida	L, 65-68
12/3/1998 ... UNC-Asheville	W, 91-60	1/10/2004 ... Ole Miss	W, 80-53	1/17/2009 ... Alabama	W, 85-71
12/15/1998 ... Wofford	W, 79-51	1/14/2004 ... South Carolina	L, 51-53 (OT)	1/27/2009 ... Texas-Pan American	W, 66-63
12/29/1998 ... Bethune-Cookman	W, 99-46	1/21/2004 ... Arkansas	W, 70-63	1/31/2009 ... Vanderbilt	L, 75-82
1/2/1999 ... Tennessee	W, 90-62	1/31/2004 ... #11 Mississippi State	L, 68-73	2/7/2009 ... Tennessee	W, 78-77
1/6/1999 ... #18 Arkansas	W, 83-66	2/7/2004 ... Georgia	W, 57-54	2/11/2009 ... Arkansas	W, 75-62
1/16/1999 ... Florida	W, 88-69	2/21/2004 ... #9 Kentucky	L, 59-68	2/14/2009 ... Mississippi State	W, 91-76
1/27/1999 ... Mississippi State	W, 64-54	2/24/2004 ... Alabama	L, 71-72	2/25/2009 ... Ole Miss	W, 77-64
2/6/1999 ... LSU	W, 80-54	3/6/2004 ... LSU	W, 78-66	3/7/2009 ... #11 LSU	W, 69-53
2/9/1999 ... Ole Miss	W, 95-66	11/22/2004 ... Furman	W, 85-74	3/18/2009 ... UT-Martin	W, 87-82
2/13/1999 ... Alabama	W, 102-61	11/24/2004 ... Nicholls State	W, 92-78	3/20/2009 ... Tulsa	W, 74-55
2/17/1999 ... Vanderbilt	W, 81-63	11/27/2004 ... Louisiana Tech	W, 79-67	3/24/2009 ... Baylor	L, 72-74
11/19/1999 ... UAB	W, 65-59	11/30/2004 ... Colorado State	W, 79-76 (OT)	11/13/2009 ... Niagara	W, 69-65
11/21/1999 ... Arkansas-Pine Bluff	W, 100-44	12/5/2004 ... Wofford	L, 78-85	11/25/2009 ... High Point	W, 75-54
12/1/1999 ... Belmont	W, 65-56	12/12/2004 ... UNLV	L, 87-91 (OT)	12/4/2009 ... Troy	L, 77-81
12/5/1999 ... Florida State	W, 55-54	12/30/2004 ... Belmont	W, 73-69	12/7/2009 ... Virginia	W, 68-67
12/13/1999 ... Coppin State	W, 63-35	1/12/2005 ... Florida	L, 78-84 (OT)	12/20/2009 ... Sam Houston State	L, 89-107
12/30/1999 ... Southern Miss	W, 56-50	1/15/2005 ... Ole Miss	L, 72-79	12/22/2009 ... Alabama State	W, 94-78
1/2/2000 ... Stony Brook	W, 100-45	1/26/2005 ... #14 Alabama	L, 55-60	12/29/2009 ... Charleston Southern	W, 77-62
1/8/2000 ... Georgia	W, 67-52	1/29/2005 ... Tennessee	W, 62-59	1/2/2010 ... Georgia Southern	W, 95-75
1/11/2000 ... #20 Kentucky	W, 66-63	2/5/2005 ... Mississippi State	W, 90-76	1/5/2010 ... West Georgia	W, 96-72



Games by Location

1/9/2010	South Carolina	L, 71-80
1/16/2010	#2 Kentucky	L, 67-72
1/28/2010	#18 Ole Miss	L, 74-84
1/30/2010	Alabama	W, 58-57
2/10/2010	Georgia	W, 82-63
2/20/2010	Arkansas	W, 92-83
2/27/2010	LSU	W, 74-59
3/3/2010	Mississippi State	W, 89-80
11/12/2010	UNC Asheville	L, 69-70
11/19/2010	Samford	L, 68-79
11/20/2010	Campbell	L, 54-61
11/21/2010	Middle Tennessee	W, 68-66
11/27/2010	Jacksonville	L, 55-69
11/30/2010	Georgia Southwestern	W, 78-50
12/5/2010	Arkansas-Pine Bluff	W, 76-72
12/18/2010	Presbyterian	L, 59-62
12/21/2010	USC Upstate	W, 68-54
12/29/2010	Georgia Southern	W, 88-84
12/31/2010	Grambling State	W, 63-45
1/3/2011	Florida State	W, 65-60
1/8/2011	LSU	L, 55-62
1/20/2011	Florida	L, 40-45
1/22/2011	Alabama	L, 58-68
2/3/2011	Tennessee	L, 56-69
2/12/2011	Mississippi State	W, 65-62
2/19/2011	#18 Vanderbilt	L, 60-77
2/26/2011	Arkansas	L, 55-57
3/2/2011	Ole Miss	W, 76-73
11/11/2011	McNeese State	W, 84-62
11/14/2011	Kennesaw State	W, 68-55
11/25/2011	Nicholls State	W, 78-57
11/28/2011	Arkansas-Pine Bluff	W, 72-59
12/14/2011	South Florida	W, 52-40
12/17/2011	North Florida	W, 84-71
12/19/2011	Florida A&M	W, 76-69
12/30/2011	Georgia Southern	W, 78-75
1/2/2012	Bethune-Cookman	W, 67-41
1/11/2012	#2 Kentucky	L, 53-68
1/14/2012	Ole Miss	W, 69-68 (2OT)
1/21/2012	South Carolina	W, 63-52
2/1/2012	Georgia	W, 59-51
2/7/2012	Alabama	L, 50-68
2/18/2012	#23 Mississippi State	W, 65-55
2/25/2012	Arkansas	L, 71-77
3/3/2012	LSU	W, 67-52
11/9/2012	IPFW	W, 61-50
11/25/2012	Rhode Island	L, 72-78 (2OT)
11/30/2012	DePaul	L, 76-80
12/11/2012	Grambling State	W, 92-42
12/15/2012	Furman	W, 64-50
12/18/2012	Tennessee Tech	W, 81-62
12/22/2012	Winthrop	L, 67-74
1/2/2013	Florida State	W, 78-72
1/9/2013	LSU	W, 68-63
1/19/2013	Kentucky	L, 73-75
1/26/2013	#23 Ole Miss	L, 61-63
2/6/2013	Alabama	W, 49-37
2/13/2013	Arkansas	L, 75-83
2/16/2013	#7 Florida	L, 52-83
2/20/2013	Texas A&M	L, 56-65
3/2/2013	Vanderbilt	L, 55-62
3/6/2013	Tennessee	L, 75-82
11/8/2013	Nicholls State	W, 76-54
11/15/2013	Northwestern State	L, 92-111
11/19/2013	Jacksonville State	W, 78-54
11/23/2013	Murray State	W, 75-67
11/26/2013	Tennessee State	W, 78-73
12/19/2013	Clemson	W, 66-64
12/22/2013	Boston College	W, 77-67
12/30/2013	Arkansas-Pine Bluff	W, 91-59
1/4/2014	Florida A&M	W, 81-50
1/11/2014	#21 Missouri	L, 68-70
1/18/2014	#7 Florida	L, 61-68
1/30/2014	Alabama	W, 74-55
2/1/2014	Georgia	W, 74-67
2/12/2014	#13 Kentucky	L, 56-64
2/15/2014	Mississippi State	W, 92-82
2/22/2014	Vanderbilt	L, 59-67
2/26/2014	South Carolina	W, 83-67
3/5/2014	Tennessee	L, 54-82
11/14/2014	Milwaukee	W, 83-73
11/21/2014	Louisiana	W, 105-80
12/5/2014	Coastal Carolina	L, 54-58
12/17/2014	Winthrop	W, 80-62

12/20/2014	Xavier	W, 89-88 (2OT)
12/23/2014	Texas Southern	W, 61-60
12/29/2014	Middle Tennessee	W, 64-48
1/3/2015	North Alabama	W, 82-61
1/10/2015	Missouri	W, 85-79
1/17/2015	South Carolina	W, 71-68
1/21/2015	Mississippi State	L, 71-78
1/27/2015	Texas A&M	L, 61-71
2/7/2015	Ole Miss	L, 79-86
2/10/2015	Arkansas	L, 87-101
2/17/2015	Alabama	L, 68-79
2/24/2015	LSU	L, 61-84
3/7/2015	Georgia	L, 61-64
11/13/2015	UAB	W, 75-74
11/17/2015	Colorado	L, 84-91
11/20/2015	Georgia Southern	W, 92-62
11/27/2015	Northwestern State	W, 119-81
12/15/2015	Mercer	W, 78-71
1/2/2016	Tennessee	W, 83-77
1/5/2016	#20 South Carolina	L, 69-81
1/16/2016	#13 Kentucky	W, 75-70
1/19/2016	Alabama	W, 83-77
1/30/2016	Oklahoma State	L, 63-74
2/2/2016	LSU	L, 68-80
2/13/2016	Vanderbilt	L, 57-86
2/20/2016	Ole Miss	L, 59-69
2/24/2016	Georgia	W, 84-81
3/1/2016	#18 Texas A&M	L, 63-81

Bessemer (2-2)

Date.....	Opponent.....	Result
2/16/1908	at Bessemer Athletic Club	W, 34-13
1909-10	at Bessemer Athletic Club	W, 23-10
2/5/1913	at Bessemer Athletic Club	L, 9-31
1/30/1914	at Bessemer Athletic Club	L, 27-68

Birmingham (59-32-1)

Date.....	Opponent.....	Result
3/16/1906	at Birmingham Athletic Club	T, 14-14
2/16/1907	at Birmingham Athletic Club	L, 23-29
2/15/1908	at Birmingham Athletic Club	L, 21-25
1909-10	at Birmingham Athletic Club	L, 31-33
1909-10	at Birmingham YMCA	L, 12-23
1909-10	at Birmingham Athletic Club	W, 26-19
2/6/1913	at Birmingham Athletic Club	L, 12-35
2/7/1913	at Birmingham High School	L, 24-34
1919-20	at Birmingham Athletic Club	W, 25-20
2/12/1921	at Birmingham Athletic Club	L, 34-39
2/4/1922	at Birmingham Athletic Club	W, 29-19
2/14/1925	at Birmingham Athletic Club	L, 25-35
12/6/1925	at Samford	W, 32-16
1925-26	at Birmingham Southern	W, 32-17
1/23/1926	at Birmingham Athletic Club	L, 27-44
1928-29	at Birmingham Athletic Club	L, 20-38
1/8/1932	at Birmingham Southern	W, 41-23
1/20/1933	at Birmingham Southern	L, 33-50
2/2/1935	at Birmingham Southern	L, 40-46
1/24/1936	at Birmingham Southern	W, 26-17
1/30/1937	at Birmingham Southern	W, 39-22
1/19/1938	at Birmingham Southern	W, 49-39
2/18/1938	at Birmingham Southern	W, 49-39
2/28/1948	at Samford	W, 33-32
12/3/1948	at Samford	W, 57-30
12/4/1948	at Birmingham Southern	W, 40-32
12/21/1948	vs. Alabama	L, 45-46
12/2/1949	at Samford	W, 59-36
1/4/1950	Birmingham Southern	W, 70-48
11/30/1950	at Birmingham Southern	W, 57-56
12/1/1950	at Samford	W, 70-57
11/29/1951	at Birmingham Southern	W, 65-59
11/30/1951	at Samford	W, 69-39
12/6/1952	at Samford	W, 80-74
12/13/1952	at Birmingham Southern	W, 87-61
12/19/1952	vs. Georgia	W, 71-49
12/4/1953	at Birmingham Southern	W, 93-66
12/5/1953	at Samford	W, 70-63 (OT)
12/18/1953	vs. Georgia	W, 75-73
12/19/1953	vs. Alabama	L, 62-70
1/2/1954	vs. Mississippi State	W, 76-75
12/8/1956	vs. Rice	W, 88-68
12/13/1957	vs. TCU	W, 75-63
12/14/1957	vs. Mississippi State	L, 37-52
2/24/1958	vs. #13 Kentucky	W, 64-63
12/19/1958	vs. Wyoming	W, 70-47

12/20/1958	vs. Alabama	W, 79-60
12/18/1959	vs. Navy	L, 61-68
12/19/1959	vs. Alabama	W, 59-52
12/16/1960	vs. Virginia Tech	W, 76-73
12/17/1960	vs. Alabama	W, 74-62
12/15/1961	vs. LSU	W, 67-50
12/16/1961	vs. Virginia Tech	W, 77-63
12/21/1968	vs. Clemson	W, 92-72
12/27/1969	vs. Buffalo	W, 84-61
12/19/1970	vs. Georgia Tech	L, 76-87
12/18/1971	vs. Xavier	L, 60-71
11/26/1976	vs. Jacksonville	W, 92-67
12/21/1978	vs. Georgia Tech	W, 60-57
2/28/1979	vs. Vanderbilt	W, 59-53
3/1/1979	vs. Georgia	W, 95-91 (4OT)
3/2/1979	vs. #20 Tennessee	L, 64-75
12/18/1979	vs. Austin Peay	W, 65-61
2/27/1980	vs. Georgia	W, 79-71
2/28/1980	vs. #2 Kentucky	L, 61-69
12/17/1980	vs. Florida State	W, 78-74
3/4/1981	vs. Florida	L, 48-50 (OT)
11/26/1982	at UAB	W, 63-61
3/10/1983	vs. Alabama	L, 61-62
12/2/1983	at UAB	L, 62-69 (OT)
11/30/1984	at #13 UAB	W, 61-59
3/6/1985	vs. Ole Miss	W, 68-60
3/7/1985	vs. LSU	W, 58-55
3/8/1985	vs. Florida	W, 43-42
3/9/1985	vs. Alabama	W, 53-49 (OT)
3/22/1985	vs. #7 North Carolina	L, 56-62
12/10/1985	at #16 UAB	L, 56-62
11/28/1986	at UAB	W, 68-58
11/27/1987	vs. South Alabama	W, 120-67
2/25/1989	at UAB	L, 76-105
12/9/1989	vs. Duquesne	W, 79-74
11/30/1990	at UAB	L, 65-71
11/29/1991	vs. UAB	L, 74-88
2/9/1993	at UAB	W, 86-74
11/30/1994	at UAB	W, 60-54
11/22/1996	at UAB	L, 57-64
12/21/1996	vs. Murray State	W, 86-72
12/20/1997	vs. UAB	L, 65-71
12/12/1998	at UAB	W, 77-64
12/11/1999	vs. Pennsylvania	W, 77-70
12/9/2000	vs. Detroit	W, 75-72
12/8/2001	vs. #7 Virginia	L, 72-77
12/5/2007	vs. West Virginia	L, 59-88

Huntsville (2-1)

Date.....	Opponent.....	Result
12/21/1989	vs. Tennessee Tech	L, 70-72
11/29/2003	vs. Grambling State	W, 105-56
12/1/2009	at Alabama A&M	W, 87-52

LaNett (2-0)

Date.....	Opponent.....	Result
1/5/1935	at LaNett Athletic Club	W, 44-25
1/4/1939	at LaNett Mill	W, 38-21

Marion (2-0)

Date.....	Opponent.....	Result
1/25/1913	at Marion	W, 26-15
2/5/1916	at Marion	W, 18-6

Mobile (9-2)

Date.....	Opponent.....	Result
1/28/1926	at Mobile YMCA	L, 17-19
12/27/1966	vs. Florida State	W, 67-59
12/28/1966	vs. TCU	W, 80-79
12/27/1968	vs. Southern Miss	W, 73-70
12/28/1968	vs. Xavier	W, 75-73
12/8/1983	vs. Youngstown State	W, 78-52
12/9/1983	at South Alabama	L, 73-95
12/12/1995	at South Alabama	W, 59-50
12/16/1999	vs. Bradley	W, 78-64
12/15/2001	vs. Marshall	W, 78-60
12/15/2007	vs. Southern	W, 71-63

Montgomery (25-14)

Date.....	Opponent.....	Result
2/5/1908	at Montgomery YMCA	W, 25-18
1909-10	at Montgomery YMCA	W, 26-17
1919-20	at Montgomery YMCA	W, 38-19
12/19/1951	at Maxwell Field	W, 63-54



Games by Location

12/12/1953 .. vs. Georgia Tech.....	W, 83-56
2/27/1954 vs. #2 Kentucky.....	L, 79-109
12/17/1954 .. vs. Washington & Lee ..	W, 91-81
12/18/1954 .. vs. Tennessee.....	W, 73-64
1/15/1955 vs. #16 Alabama.....	L, 78-99
3/5/1955 vs. #11 Alabama.....	L, 80-84
12/16/1955 .. vs. Texas.....	L, 76-83
12/17/1955 .. vs. Eastern Kentucky ..	L, 71-93
1/14/1956 vs. #19 Alabama.....	L, 77-86
2/4/1956 vs. #7 Kentucky.....	L, 81-82
3/2/1956 vs. #3 Alabama.....	L, 82-93
1/19/1957 vs. Alabama.....	W, 92-88 (OT)
3/1/1957 vs. Alabama.....	L, 79-81 (2OT)
1/18/1958 vs. Alabama.....	L, 65-83
3/1/1958 vs. Alabama.....	W, 67-65
1/17/1959 vs. Alabama.....	W, 57-55
2/28/1959 vs. Alabama.....	W, 69-50
1/16/1960 vs. Alabama.....	W, 69-66
2/27/1960 vs. Alabama.....	W, 63-61 (OT)
1/28/1961 vs. Alabama.....	L, 66-71
3/4/1961 vs. Alabama.....	W, 80-69
1/20/1962 vs. Alabama.....	W, 60-50
3/4/1962 vs. Alabama.....	W, 62-49
1/19/1963 vs. Alabama.....	W, 81-78 (OT)
3/2/1963 vs. Alabama.....	W, 74-67 (OT)
1/18/1964 vs. Alabama.....	L, 72-86
2/22/1964 vs. #3 Kentucky.....	L, 79-99
2/29/1964 vs. Alabama.....	W, 83-76
1/16/1965 vs. Alabama.....	W, 93-68
3/6/1965 vs. Alabama.....	W, 80-60
1/22/1966 vs. Alabama.....	W, 90-71
3/5/1966 vs. Alabama.....	L, 83-88
2/11/1967 vs. Alabama.....	W, 66-63
3/3/1967 vs. Alabama.....	W, 99-96 (OT)
11/16/2007 .. at Alabama State.....	W, 63-60

Selma (1-0)

Date.....	Opponent.....	Result
1/24/1913 ..	at Selma YMCA.....	W, 29-15

Talladega (0-1)

Date.....	Opponent.....	Result
2/3/1916 ..	at Talladega Athletic Club.....	L, 4-31

Tuscaloosa (8-48)

Date.....	Opponent.....	Result
1/27/1949 ..	at Alabama.....	L, 37-39
1/28/1950	at Alabama.....	W, 66-58
12/19/1950 ..	at Alabama.....	L, 46-70
2/10/1951	at Alabama.....	L, 44-63
2/23/1952	at Alabama.....	L, 50-63
1/17/1953	at Alabama.....	L, 51-61
1/16/1954	at Alabama.....	L, 58-70
2/10/1968	at Alabama.....	L, 63-64
2/17/1969	at Alabama.....	W, 60-53
1/12/1970	at Alabama.....	W, 86-77
2/13/1971	at Alabama.....	W, 92-76
1/22/1972	at Alabama.....	L, 66-89
2/17/1973	at #17 Alabama.....	L, 75-87
3/4/1974	at #7 Alabama.....	L, 84-97
2/1/1975	at #9 Alabama.....	L, 53-77
2/7/1976	at #17 Alabama.....	L, 75-86
3/5/1977	at #12 Alabama.....	L, 77-81
2/25/1978	at Alabama.....	L, 86-89
2/17/1979	at #20 Alabama.....	L, 73-80
2/20/1980	at Alabama.....	L, 47-59
1/28/1981	at Alabama.....	L, 73-83
2/24/1982	at #17 Alabama.....	L, 72-74
3/6/1983	at Alabama.....	L, 78-86
1/5/1984	at Alabama.....	W, 91-86
2/16/1985	at Alabama.....	L, 72-74 (2OT)
1/16/1986	at Alabama.....	L, 56-60
1/22/1987	at #13 Alabama.....	L, 82-88
2/27/1988	at Alabama.....	L, 77-82
3/2/1989	at Alabama.....	L, 58-74
1/27/1990	at #24 Alabama.....	L, 59-78
2/2/1991	at Alabama.....	L, 80-88
3/7/1992	at #20 Alabama.....	L, 80-82
1/27/1993	at Alabama.....	L, 78-81
3/5/1994	at Alabama.....	L, 68-83
2/1/1995	at #20 Alabama.....	L, 63-65
1/10/1996	at Alabama.....	L, 65-72
2/22/1997	at Alabama.....	L, 50-55
2/4/1998	at Alabama.....	L, 62-76

1/23/1999	at Alabama.....	W, 73-58
2/22/2000	at Alabama.....	L, 64-68
1/27/2001	at #15 Alabama.....	L, 80-81
2/27/2002	at #6 Alabama.....	L, 68-73
2/15/2003	at Alabama.....	L, 68-84
1/17/2004	at Alabama.....	L, 46-69
3/2/2005	at #19 Alabama.....	L, 53-94
3/1/2006	at Alabama.....	L, 61-71
2/24/2007	at #25 Alabama.....	W, 86-77
1/26/2008	at Alabama.....	L, 77-97
3/3/2009	at Alabama.....	W, 77-73
3/6/2010	at Alabama.....	L, 61-73
2/23/2011	at Alabama.....	L, 49-51
2/29/2012	at Alabama.....	L, 49-55
2/26/2013	at Alabama.....	L, 43-61
3/1/2014	at Alabama.....	L, 57-73
1/24/2015	at Alabama.....	L, 55-57
2/27/2016	at Alabama.....	L, 57-65

ALASKA (0-3)

Anchorage (0-3)

Date	Opponent.....	Result
11/24/1989 ..	vs. Michigan State.....	L, 79-92
11/25/1989 ..	vs. Connecticut.....	L, 81-95
11/26/1989 ..	at Alaska-Anchorage.....	L, 94-109

ARIZONA (1-1)

Tucson (1-1)

Date	Opponent.....	Result
12/28/1993 ..	vs. #7 Michigan.....	L, 81-102
2/23/1993	at #8 Arkansas.....	W, 100-89
2/26/1994	at #1 Arkansas.....	L, 81-91
3/4/1995	at #7 Arkansas.....	L, 66-68
2/17/1996	at Arkansas.....	L, 77-87
2/11/1997	at Arkansas.....	L, 42-75
2/21/1998	at Arkansas.....	L, 83-107
2/24/1999	at Arkansas.....	L, 88-104
3/5/2000	at Arkansas.....	L, 55-64
1/17/2001	at Arkansas.....	L, 72-82
2/2/2002	at Arkansas.....	L, 60-62
1/11/2003	at Arkansas.....	W, 52-37
2/4/2004	at Arkansas.....	L, 52-74
1/22/2005	at Arkansas.....	L, 59-95
2/11/2006	at Arkansas.....	L, 64-84
2/7/2007	at Arkansas.....	L, 57-65
3/8/2008	at Arkansas.....	L, 64-77
1/24/2009	at Arkansas.....	W, 73-51
2/6/2010	at Arkansas.....	L, 79-82 (OT)
1/25/2011	at Arkansas.....	L, 64-73
1/25/2012	at Arkansas.....	L, 53-56
1/16/2013	at Arkansas.....	L, 80-88 (2OT)
1/25/2014	at Arkansas.....	L, 67-86
2/17/2016	at Arkansas.....	W, 90-86

ARKANSAS (4-20)

Fayetteville (4-20)

Date	Opponent.....	Result
1/4/1992	at #16 Arkansas.....	L, 92-110
1/23/1993	at #8 Arkansas.....	W, 100-89
2/26/1994	at #1 Arkansas.....	L, 81-91
3/4/1995	at #7 Arkansas.....	L, 66-68
2/17/1996	at Arkansas.....	L, 77-87
2/11/1997	at Arkansas.....	L, 42-75
2/21/1998	at Arkansas.....	L, 83-107
2/24/1999	at Arkansas.....	L, 88-104
3/5/2000	at Arkansas.....	L, 55-64
1/17/2001	at Arkansas.....	L, 72-82
2/2/2002	at Arkansas.....	L, 60-62
1/11/2003	at Arkansas.....	W, 52-37
2/4/2004	at Arkansas.....	L, 52-74
1/22/2005	at Arkansas.....	L, 59-95
2/11/2006	at Arkansas.....	L, 64-84
2/7/2007	at Arkansas.....	L, 57-65
3/8/2008	at Arkansas.....	L, 64-77
1/24/2009	at Arkansas.....	W, 73-51
2/6/2010	at Arkansas.....	L, 79-82 (OT)
1/25/2011	at Arkansas.....	L, 64-73
1/25/2012	at Arkansas.....	L, 53-56
1/16/2013	at Arkansas.....	L, 80-88 (2OT)
1/25/2014	at Arkansas.....	L, 67-86
2/17/2016	at Arkansas.....	W, 90-86

CALIFORNIA (2-3)

Anaheim (0-1)

Date	Opponent.....	Result
11/27/1999 ..	vs. #7 Stanford.....	L, 58-67

Long Beach (2-0)

Date	Opponent.....	Result
3/14/1986	vs. Arizona.....	W, 73-63
3/16/1986	#4 vs. St. John's.....	W, 81-65

Los Angeles (0-2)

Date	Opponent.....	Result
12/15/1972 ..	at USC.....	L, 66-73
12/16/1972 ..	vs. Western Kentucky.....	L, 72-87

COLORADO (0-2)

Boulder (0-1)

Date	Opponent.....	Result
11/17/2014 ..	at Colorado.....	L, 59-90

Fort Collins (0-1)

Date	Opponent.....	Result
11/28/2005 ..	at Colorado State.....	L, 67-77

CONNECTICUT (0-1)

Hartford (0-1)

Date	Opponent.....	Result
11/22/1985 ..	vs. West Virginia.....	L, 58-75

FLORIDA (63-68)

Daytona Beach (2-2)

Date	Opponent.....	Result
12/14/1985 ..	vs. Stetson.....	W, 77-54
11/20/2009 ..	vs. Central Florida.....	L, 74-84
11/21/2009 ..	vs. IUPUI.....	W, 80-65
11/22/2009 ..	vs. North Carolina State.....	L, 58-60

DeLand (0-1)

Date	Opponent.....	Result
12/6/1982	at Stetson.....	L, 58-59

Gainesville (29-48)

Date	Opponent.....	Result
2/5/1927	at Florida.....	W, 40-28
1/13/1928	at Florida.....	W, 39-23
1/14/1928	at Florida.....	W, 43-33
1/25/1929	at Florida.....	L, 33-44
1/26/1929	at Florida.....	W, 39-32
1/22/1932	at Florida.....	W, 43-26
1/23/1932	at Florida.....	W, 28-21
2/17/1934	at Florida.....	W, 23-21
2/18/1934	at Florida.....	L, 21-39
2/21/1936	at Florida.....	W, 32-16
2/22/1936	at Florida.....	L, 13-20
2/25/1938	at Florida.....	L, 34-43
2/26/1938	at Florida.....	L, 35-51
2/19/1945	at Florida.....	W, 43-41
2/20/1945	at Florida.....	L, 48-62
2/8/1946	at Florida.....	W, 60-53
2/9/1946	at Florida.....	L, 34-53
1/17/1947	at Florida.....	L, 32-48
1/18/1947	at Florida.....	L, 28-39
12/12/1947 ..	at Florida.....	W, 43-41
12/13/1947 ..	at Florida.....	L, 39-47
1/8/1949	at Florida.....	L, 45-61
2/20/1950	at Florida.....	L, 41-43
2/17/1951	at Florida.....	L, 61-82
1/3/1952	at Florida.....	L, 63-64
2/21/1953	at Florida.....	L, 67-71
1/29/1954	at Florida.....	W, 83-76
2/12/1955	at Florida.....	W, 70-66
2/9/1957	at Florida.....	W, 73-70
1/11/1958	at Florida.....	L, 66-90
1/10/1959	at Florida.....	W, 63-54
1/9/1960	at Florida.....	L, 73-69
1/13/1961	at Florida.....	L, 53-58
1/13/1962	at Florida.....	L, 40-43
1/12/1963	at Florida.....	W, 81-56
1/11/1964	at Florida.....	L, 46-63
2/7/1965	at Florida.....	W, 83-79
2/9/1966	at Florida.....	W, 86-66
2/18/1967	at Florida.....	L, 59-79
1/29/1968	at Florida.....	L, 60-65
1/4/1969	at Florida.....	L, 59-68
2/7/1970	at Florida.....	L, 68-70
1/2/1971	at Florida.....	L, 60-66
2/12/1972	at Florida.....	W, 103-100
1/6/1973	at Florida.....	L, 55-65
2/16/1974	at Florida.....	L, 77-85
1/13/1975	at Florida.....	W, 84-68
1/31/1976	at Florida.....	W, 92-86
2/19/1977	at Florida.....	L, 68-79
1/14/1978	at Florida.....	W, 81-72
2/3/1979	at Florida.....	W, 93-92 (OT)
2/2/1980	at Florida.....	L, 60-70
1/10/1981	at Florida.....	L, 59-63
2/6/1982	at Florida.....	L, 66-69
1/8/1983	at Florida.....	L, 75-92
2/5/1984	at Florida.....	W, 67-65
2/6/1985	at Florida.....	W, 81-78 (OT)
1/4/1986	at Florida.....	L, 59-62
2/9/1987	at Florida.....	W, 84-70
2/6/1988	at #10 Florida.....	W, 58-57
2/15/1989	at Florida.....	L, 79-90
1/13/1990	at Florida.....	L, 62-84
1/5/1991	at Florida.....	L, 82-84
2/19/1992	at Florida.....	L, 81-92



Games by Location

2/2/1994 at #24 Florida L, 67-68
2/10/1996 at Florida W, 73-70
2/11/1998 at Florida L, 64-81
2/27/2000 at #9 Florida L, 59-88
2/20/2002 at #8 Florida L, 61-89
1/24/2004 at #17 Florida L, 52-68
1/14/2006 at #2 Florida L, 57-69
1/12/2008 at Florida L, 56-72
2/18/2010 at Florida L, 70-78
2/21/2012 at #11 Florida L, 47-63
2/19/2014 at #2 Florida L, 66-71
1/15/2015 at Florida L, 55-75
1/23/2016 at Florida L, 63-95

Jacksonville (2-3)

Date	Opponent.....	Result
2/9/1945 at Jacksonville Navy L, 43-80
2/10/1945 at Jacksonville Navy L, 23-51
2/21/1977 at Jacksonville W, 80-66
12/27/1983	.. vs. #10 Wake Forest L, 67-76
12/28/1983	.. vs. Villanova W, 95-83

Orlando (5-2)

Date	Opponent.....	Result
12/22/1985	.. vs. Central Florida W, 78-49
12/23/1985	.. vs. Boston College W, 89-85
12/28/1988	.. vs. Villanova L, 83-84
12/29/1988	.. vs. Central Florida W, 95-68
3/9/1990 vs. #16 LSU W, 78-76
3/10/1990 vs. Alabama L, 71-87
11/14/1997	.. at Central Florida W, 70-63

Pensacola (3-2)

Date	Opponent.....	Result
12/27/1965	.. vs. Florida State W, 80-64
12/28/1989	.. vs. Navy W, 75-61
12/29/1989	.. vs. Southern Miss L, 73-84
12/20/1991	.. vs. Slippery Rock W, 93-66
12/21/1991	.. vs. South Alabama L, 87-107

St. Petersburg (3-0)

Date	Opponent.....	Result
12/1/1978 vs. Southwestern Louisiana W, 83-82
12/15/1978	.. vs. Oklahoma W, 78-70
12/16/1978	.. vs. Navy W, 63-57

Tallahassee (11-7)

Date	Opponent.....	Result
12/29/1958	.. at Florida State W, 69-62
12/28/1959	.. at Florida State W, 76-63
12/30/1961	.. at Florida State W, 62-57
12/21/1962	.. at Florida State W, 77-70 (2OT)
12/7/1963 at Florida State L, 67-69
1/25/1965 at Florida State L, 55-58
2/4/1980 at Florida State L, 69-73
12/19/1981	.. at Florida State W, 77-76
12/5/1983 at Florida State W, 76-69
12/3/1989 at Florida State L, 78-82
12/29/1994	.. at Florida A&M W, 83-70
12/30/1994	.. vs. Kansas State L, 75-78
12/29/1995	.. vs. Norfolk State 92-56
12/30/1995	.. at Florida A&M W, 84-54
12/28/1996	.. at Florida A&M W, 95-57
12/6/1998 at Florida State W, 80-68
12/17/2009	.. at Florida State L, 72-76
1/4/2012 at Florida State L, 56-85

Tampa (8-3)

Date	Opponent.....	Result
12/20/1965	.. vs. Columbia W, 76-75 (OT)
12/21/1965	.. vs. Florida State W, 59-58
12/18/1967	.. vs. St. Bonaventure L, 73-77
12/19/1967	.. vs. Rutgers W, 70-62
12/13/1975	.. at South Florida W, 79-78
12/15/1979	.. at South Florida W, 74-56
3/21/2003 vs. St. Joseph's W, 65-63 (OT)
3/23/2003 vs. #8 Wake Forest W, 68-62
3/13/2009 vs. Florida W, 61-58
3/14/2009 vs. Tennessee L, 85-94
12/15/2010	.. at South Florida L, 49-61

GEORGIA (76-147)

Albany (0-1)

Date	Opponent.....	Result
12/19/1924	.. at Albany YMCA L, 21-28

Athens (23-59)

Date	Opponent.....	Result
1908-09 at Georgia L, 37-48
1909-10 at Georgia L, 35-40
1910-11 at Georgia L, 24-26
1911-12 at Georgia L, 19-40
1/10/1913 at Georgia L, 12-92
1/16/1914 at Georgia L, 16-80
2/7/1916 at Georgia L, 14-81
1/19/1917 at Georgia L, 18-90
1/14/1919 at Georgia W, 25-20
1919-20 at Georgia L, 16-31
2/5/1921 at Georgia L, 23-29
1921-22 at Georgia L, 15-39
1922-23 at Georgia L, 29-35
2/5/1924 at Georgia L, 18-33
2/10/1925 at Georgia L, 17-40
2/4/1926 at Georgia L, 28-49
2/2/1929 at Georgia L, 31-39
1/23/1931 at Georgia L, 27-30
2/11/1933 at Georgia L, 21-22
2/5/1935 at Georgia L, 29-33
1936-37 at Georgia L, 19-21
2/4/1939 at Georgia L, 21-43
2/26/1941 at Georgia L, 31-36
2/6/1942 at Georgia W, 32-28
2/13/1943 at Georgia L, 31-51
1/18/1945 at Georgia L, 50-59
1945-46 at Georgia L, 37-38
1946-47 at Georgia L, 45-60
2/21/1948 at Georgia L, 36-74
1/14/1949 at Georgia L, 52-55
2/25/1950 at Georgia W, 55-46
1/27/1951 at Georgia W, 61-49
12/8/1951 at Georgia W, 62-48
1/9/1953 at Georgia W, 64-59
1/23/1954 at Georgia W, 81-66
1/22/1955 at Georgia L, 83-88
1/21/1956 at Georgia W, 60-59
1/12/1957 at Georgia L, 72-75
1/24/1959 at Georgia W, 81-61
1/23/1960 at Georgia L, 59-68
1/26/1963 at Georgia W, 78-62
1/25/1964 at Georgia W, 85-77
2/6/1965 at Georgia L, 60-62
2/16/1966 at Georgia L, 74-83
2/1/1967 at Georgia W, 62-49
1/27/1968 at Georgia L, 74-76
1/6/1969 at Georgia L, 69-74
1/19/1970 at Georgia L, 67-71
1/4/1971 at Georgia W, 79-58
1/24/1972 at Georgia L, 72-79
1/8/1973 at Georgia L, 72-84 (OT)
1/28/1974 at Georgia L, 82-85
3/1/1975 at Georgia L, 90-93 (OT)
1/17/1976 at Georgia W, 94-70
1/10/1977 at Georgia W, 95-71
1/2/1978 at Georgia W, 76-69
1/11/1979 at Georgia W, 84-77
2/16/1980 at Georgia W, 69-65 (OT)
1/24/1981 at Georgia L, 63-67
2/20/1982 at Georgia L, 56-57
2/19/1983 at Georgia L, 60-67
1/22/1984 at Georgia L, 86-90
1/19/1985 at Georgia L, 80-97
2/19/1986 at Georgia W, 87-86 (OT)
2/7/1987 at Georgia L, 71-75
1/13/1988 at Georgia L, 68-87
3/4/1989 at Georgia L, 76-80
1/31/1990 at Georgia L, 75-88
1/23/1991 at Georgia W, 59-58 (2OT)
2/6/1993 at Georgia L, 69-96
1/21/1995 at Georgia L, 77-83
1/25/1997 at Georgia L, 48-53
1/30/1999 at Georgia W, 85-74
1/10/2001 at Georgia L, 80-85 (OT)
1/25/2003 at #19 Georgia L, 79-85
2/19/2005 at Georgia L, 45-57

2/17/2007 at Georgia L, 79-86
2/18/2009 at Georgia W, 71-59
2/5/2011 at Georgia L, 72-81 (OT)
1/30/2013 at Georgia L, 49-57
2/14/2015 at Georgia W, 69-68
2/6/2016 at Georgia L, 55-65

Atlanta (40-74)

Date	Opponent.....	Result
2/16/1906 at Atlanta Athletic Club W, 28-17
2/17/1906 at Georgia Tech W, 26-6
2/4/1909 at Georgia Tech W, 24-8
1909-10 at Atlanta Athletic Club L, 23-44
1/11/1913 at Atlanta Athletic Club L, 30-62
2/12/1913 at Georgia Tech W, 36-27
1/10/1914 at Atlanta Athletic Club L, 20-70
2/20/1914 at Georgia Tech L, 12-50
1/18/1915 at Atlanta Athletic Club L, 29-43
1/30/1915 at Atlanta Athletic Club L, 18-76
1/18/1919 at Atlanta Athletic Club L, 23-40
1/22/1920 at Georgia Tech W, 29-24
1919-20 at Atlanta Athletic Club L, 19-57
1/15/1921 at Atlanta Athletic Club L, 17-42
1/22/1921 at Georgia Tech W, 30-28
3/3/1921 vs. Clemson W, 45-25
3/4/1921 vs. Georgia L, 24-32
1/14/1922 at Atlanta Athletic Club L, 12-42
1/28/1922 at Georgia Tech L, 17-35
2/24/1922 vs. Newberry W, 32-21
2/27/1922 vs. North Carolina L, 27-32
1/12/1923 at Georgia Tech L, 17-35
2/27/1923 vs. Mercer L, 24-45
1/11/1924 at Georgia Tech L, 24-39
2/29/1924 vs. Georgia Tech W, 35-29
3/1/1924 vs. Alabama L, 19-40
2/7/1925 at Georgia Tech W, 15-14
2/18/1925 vs. Virginia L, 27-29
2/19/1926 at Georgia Tech L, 18-28
2/26/1926 vs. North Carolina State L, 26-32
1/5/1927 at Georgia Tech L, 20-22 (OT)
2/25/1927 vs. Virginia Tech W, 38-33
2/26/1927 vs. North Carolina L, 15-28
2/27/1928 vs. Clemson W, 27-26
2/28/1928 vs. Georgia Tech W, 30-29
3/1/1928 vs. Mississippi State W, 42-34
3/2/1928 vs. Ole Miss L, 30-31
2/6/1929 at Georgia Tech L, 25-42
3/1/1929 vs. Georgia L, 24-42
2/19/1930 at Georgia Tech L, 29-40
2/24/1931 at Georgia Tech L, 22-47
2/27/1931 vs. Virginia W, 33-26
2/28/1931 vs. Georgia L, 27-31
2/13/1932 at Georgia Tech L, 28-36
2/26/1932 vs. North Carolina State W, 34-33
2/27/1932 vs. LSU W, 30-22
2/28/1932 vs. North Carolina L, 31-52
2/20/1933 vs. Georgia Tech L, 18-29
2/24/1933 vs. LSU L, 33-57
2/14/1934 at Georgia Tech L, 20-24
3/1/1934 vs. Tennessee L, 26-43
2/6/1935 at Georgia Tech L, 24-25
2/19/1936 at Georgia Tech L, 22-46
2/11/1937 at Georgia Tech L, 28-42
2/14/1938 at Georgia Tech L, 42-43
2/28/1938 at Georgia Tech L, 32-54
2/27/1939 at Georgia Tech W, 49-33
2/6/1940 at Georgia Tech L, 31-53
2/1/1941 at Georgia Tech L, 39-48
1/31/1942 at Georgia Tech L, 42-48
1/30/1943 at Georgia Tech L, 21-53
2/17/1945 at Georgia Tech L, 39-53
1/4/1946 at Georgia Tech L, 22-45
1/29/1947 at Georgia Tech L, 49-65
2/25/1948 at Georgia Tech L, 43-50
2/23/1949 at Georgia Tech L, 57-66
1/10/1950 at Georgia Tech L, 49-65
1/31/1951 at Georgia Tech L, 44-64
1/9/1952 at Georgia Tech L, 54-56
1/14/1953 at Georgia Tech L, 61-79
2/8/1954 at Georgia Tech W, 59-53
2/7/1955 at Georgia Tech L, 67-75
2/4/1957 at Georgia Tech L, 67-76 (OT)
1/22/1958 at Georgia Tech W, 80-72
2/3/1959 at Georgia Tech W, 51-40



Games by Location

1/19/1960 at #6 Georgia Tech.....	W, 66-59
2/7/1961 at Georgia Tech.....	W, 38-36
1/23/1962 at Georgia Tech.....	W, 52-40
1/22/1963 at #9 Georgia Tech.....	L, 64-69
12/1/1964 at Georgia Tech.....	W, 60-52
12/18/1965 at Georgia Tech.....	W, 79-74
12/21/1966 at Georgia Tech.....	L, 76-78 (OT)
12/16/1967 at Georgia Tech.....	W, 63-52
1/17/1970 at Georgia Tech.....	L, 74-86
1/14/1971 at Georgia Tech.....	L, 81-90
12/11/1971 at Georgia Tech.....	W, 76-62
11/25/1972 at Georgia Tech.....	L, 83-90
12/13/1973 at Georgia Tech.....	W, 88-86
1/15/1975 at Georgia Tech.....	W, 87-75
2/1/1978 at Georgia Tech.....	W, 77-72
3/6/1987 vs. Kentucky.....	W, 79-72
3/7/1987 vs. #9 Alabama.....	L, 68-87
12/29/1987 vs. Villanova.....	W, 65-64
12/30/1987 vs. Georgia Tech.....	L, 72-83
3/17/1988 vs. #11 Bradley.....	W, 90-86
3/19/1988 vs. #8 Oklahoma.....	L, 87-107
2/5/1990 at Georgia State.....	W, 79-66
3/9/1995 vs. South Carolina.....	W, 81-66
3/10/1995 vs. #3 Kentucky.....	L, 81-93
3/5/1998 vs. Florida.....	L, 64-68
3/5/1999 vs. Alabama.....	W, 93-61
3/6/1999 vs. #14 Kentucky.....	L, 57-69
3/10/2000 vs. #10 Florida.....	W, 78-70
3/11/2000 vs. South Carolina.....	W, 77-72 (OT)
3/12/2000 vs. Arkansas.....	L, 67-75
3/7/2002 vs. #11 Florida.....	L, 63-81
3/11/2004 vs. Georgia.....	L, 59-73
3/10/2005 vs. Vanderbilt.....	W, 77-73
3/11/2005 vs. LSU.....	L, 58-89
3/8/2007 vs. Georgia.....	L, 65-80
3/13/2008 vs. #17 Vanderbilt.....	L, 82-93
3/10/2011 vs. Georgia.....	L, 51-69
12/8/2013 vs. Illinois.....	L, 62-81
3/12/2014 vs. South Carolina.....	L, 56-74

Columbus (7-4)

Date	Opponent.....	Result
2/26/1907 at Columbus YMCA.....	W, 16-11
1907-08 at Columbus YMCA.....	L, 32-37
1907-08 vs. Georgia.....	W, 34-20
1909-10 at Columbus YMCA.....	L, 8-44
1/9/1914 at Columbus YMCA.....	L, 3-74
2/27/1915 at Columbus YMCA.....	L, 29-51
12/7/1957 vs. Wake Forest.....	W, 78-66
1/25/1958 vs. Georgia.....	W, 90-62
1/17/1961 vs. Florida State.....	W, 74-67
1/21/1961 vs. Georgia.....	W, 78-68
1/27/1962 vs. Georgia.....	W, 83-47

Fort Benning (1-2)

Date	Opponent.....	Result
1/17/1921 at Camp Benning.....	L, 11-19
2/12/1925 at Camp Benning.....	W, 38-36
1928-29 at Camp Benning.....	L, 37-43

Macon (4-7)

Date	Opponent.....	Result
1908-09 at Mercer.....	W, 26-23
1909-10 at Mercer.....	W, 38-20
3/1/1913 at Mercer.....	L, 19-36
2/21/1914 at Mercer.....	L, 13-60
1/13/1922 at Mercer.....	L, 7-31
12/18/1924 at Mercer.....	L, 21-28
1928-29 at Mercer.....	L, 41-46
1928-29 at Mercer.....	L, 29-31
2/2/1945 at Mercer.....	L, 34-40
1/19/1948 at Mercer.....	W, 72-53
12/14/1983 at Mercer.....	W, 65-63

West Point (1-0)

Date	Opponent.....	Result
1919-20 at West Point Athletic Club.....	W, 38-8

HAWAII (5-6)

Hilo (1-2)

Date	Opponent.....	Result
11/29/1996 vs. Colorado.....	L, 72-78 (OT)
11/30/1996 at Hawaii-Hilo.....	W, 98-92
12/1/1996 vs. TCU.....	L, 66-86

Honolulu (4-4)

Date	Opponent.....	Result
11/27/1998 vs. Rutgers.....	W, 70-55
11/29/1998 at Hawai'i.....	W, 84-57
12/22/2011 at Hawai'i.....	W, 65-62
12/23/2011 vs. Long Beach State.....	L, 43-64
12/25/2011 vs. UTEP.....	L, 76-83
12/22/2015 vs. New Mexico.....	W, 83-78
12/23/2015 vs. Harvard.....	L, 51-69
12/25/2015 at Hawai'i.....	L, 67-79

ILLINOIS (2-4)

Bloomington (1-0)

Date	Opponent.....	Result
1947-48 Illinois Wesleyan.....	W, 44-42

Champaign (1-1)

Date	Opponent.....	Result
12/11/1987 vs. San Jose State.....	W, 70-65
12/12/1987 vs. Illinois.....	L, 103-107 (OT)

Chicago (0-1)

Date	Opponent.....	Result
12/29/2012 vs. #12 Illinois.....	L, 79-81

Hoffman Estates (0-2)

Date	Opponent.....	Result
11/28/2008 vs. Dayton.....	L, 59-60 (OT)
11/29/2008 vs. Northern Iowa.....	L, 61-67

INDIANA (7-3)

Indianapolis (4-1)

Date	Opponent.....	Result
12/7/1974 at Butler.....	W, 74-71
3/12/1987 vs. San Diego.....	W, 62-61
3/14/1987 vs. #3 Indiana.....	L, 90-107
3/11/1999 vs. Winthrop.....	W, 80-41
3/13/1999 vs. Oklahoma State.....	W, 81-74

Muncie (1-1)

Date	Opponent.....	Result
12/2/1994 vs. Georgia Southern.....	W, 77-45
12/3/1994 at Ball State.....	L, 74-82

South Bend (2-0)

Date	Opponent.....	Result
3/14/1985 vs. Purdue.....	W, 59-58
3/16/1985 vs. #13 Kansas.....	W, 66-64

West Lafayette (0-1)

Date	Opponent.....	Result
3/20/2001 at Purdue.....	L, 61-79

IOWA (0-1)

Ames (0-1)

Date	Opponent.....	Result
12/2/2013 at #17 Iowa State.....	L, 70-99

KENTUCKY (8-62)

Bowling Green (1-1)

Date	Opponent.....	Result
12/6/1985 vs. Kentucky Wesleyan.....	W, 80-71
12/7/1985 at Western Kentucky.....	L, 58-71

Danville (0-1)

Date	Opponent.....	Result
1/31/1921 at Centre College.....	L, 24-42

Lexington (3-48)

Date	Opponent.....	Result
1/29/1921 at Kentucky.....	L, 25-40
2/8/1926 at Kentucky.....	L, 26-35
1/5/1951 at #3 Kentucky.....	L, 35-79
2/26/1955 at #2 Kentucky.....	L, 59-93
2/25/1957 at #3 Kentucky.....	L, 85-103
2/21/1959 at #3 Kentucky.....	L, 56-75
2/27/1961 at Kentucky.....	L, 51-77
2/23/1963 at Kentucky.....	L, 59-78
1/18/1965 at Kentucky.....	L, 67-73
1/29/1966 at #2 Kentucky.....	L, 78-115
1/21/1967 at Kentucky.....	L, 58-60
2/26/1968 at #5 Kentucky.....	L, 57-89
2/3/1969 at #5 Kentucky.....	L, 93-105
3/2/1970 at #1 Kentucky.....	L, 81-102

2/1/1971 at #11 Kentucky.....	L, 76-114
3/6/1972 at Kentucky.....	L, 67-102
2/5/1973 at Kentucky.....	L, 57-88
1/12/1974 at Kentucky.....	L, 58-79
2/10/1975 at #5 Kentucky.....	L, 76-119
2/23/1976 at Kentucky.....	L, 82-93
2/12/1977 at #3 Kentucky.....	L, 82-89
2/6/1978 at #1 Kentucky.....	L, 81-104
1/29/1979 at Kentucky.....	L, 59-66
1/2/1980 at #2 Kentucky.....	L, 65-67
2/4/1981 at #6 Kentucky.....	L, 74-102
1/6/1982 at #3 Kentucky.....	L, 71-83
3/3/1982 vs. Mississippi State.....	W, 38-36 (OT)
3/4/1982 at #15 Kentucky.....	L, 66-89
1/15/1983 at #6 Kentucky.....	W, 75-67
2/11/1984 at #6 Kentucky.....	L, 64-84
1/2/1985 at Kentucky.....	L, 61-68
1/31/1986 at #8 Kentucky.....	L, 71-81
3/6/1986 vs. Mississippi State.....	L, 63-65
2/4/1987 at Kentucky.....	L, 71-75
1/9/1988 at #1 Kentucky.....	W, 53-52
1/25/1989 at Kentucky.....	L, 76-86
2/24/1990 at Kentucky.....	L, 95-98
3/2/1991 at #13 Kentucky.....	L, 93-114
2/27/1993 at #2 Kentucky.....	L, 78-80
3/11/1993 vs. Tennessee.....	L, 76-78
1/4/1995 at #6 Kentucky.....	L, 64-98
1/18/1997 at #4 Kentucky.....	L, 53-77
1/20/1990 at #7 Kentucky.....	L, 62-72
2/28/2001 at #15 Kentucky.....	L, 78-90
1/22/2003 at #8 Kentucky.....	L, 51-67
2/23/2005 at #5 Kentucky.....	L, 73-81
1/8/2007 at Kentucky.....	L, 57-84
1/21/2009 at Kentucky.....	L, 64-73
1/11/2011 #13 Kentucky.....	L, 54-78
2/9/2013 at Kentucky.....	L, 62-72
2/21/2015 at #1 Kentucky.....	L, 75-110

Louisville (3-12)

Date	Opponent.....	Result
2/28/1941 vs. Alabama.....	L, 16-38
2/26/1942 vs. Vanderbilt.....	W, 36-34
2/27/1942 vs. Tulane.....	W, 45-36
2/28/1942 vs. Kentucky.....	L, 31-40
2/25/1943 vs. LSU.....	L, 38-67
2/29/1945 vs. Tennessee.....	L, 26-56
2/28/1946 vs. Kentucky.....	L, 24-69
2/28/1947 vs. Kentucky.....	L, 18-84
3/4/1948 vs. Tulane.....	L, 40-47
3/4/1949 vs. Kentucky.....	L, 39-70
3/3/1950 vs. LSU.....	L, 45-73
3/2/1951 vs. #1 Kentucky.....	L, 54-84
2/28/1952 vs. Alabama.....	L, 49-63
12/28/1976 vs. Creighton.....	L, 76-81
12/29/1976 vs. Rutgers.....	W, 78-75

Richmond (1-0)

Date	Opponent.....	Result
12/15/1986 at Eastern Kentucky.....	W, 97-82

LOUISIANA (46-73)

Baton Rouge (25-47)

Date	Opponent.....	Result
1/18/1918 at LSU.....	L, 31-43
1/19/1918 at LSU.....	L, 27-34
2/7/1930 at LSU.....	L, 27-44
2/8/1930 at LSU.....	L, 40-46
2/8/1932 at LSU.....	W, 48-34
2/9/1932 at LSU.....	W, 34-30
2/5/1934 at LSU.....	L, 17-40
2/6/1934 at LSU.....	L, 16-38
3/3/1938 at LSU.....	L, 34-60
1/5/1940 at LSU.....	L, 39-50
1/6/1940 at LSU.....	W, 42-26
2/16/1942 at LSU.....	L, 49-63
2/15/1947 at LSU.....	L, 53-76
1/23/1948 at LSU.....	W, 51-48
2/13/1950 at LSU.....	L, 61-76
2/16/1952 at LSU.....	L, 64-70
2/20/1954 at #13 LSU.....	L, 59-77
2/18/1956 at LSU.....	W, 80-71
2/15/1958 at LSU.....	W, 76-58
2/13/1960 at LSU.....	W, 63-61
2/17/1962 at LSU.....	W, 55-50
2/15/1964 at LSU.....	L, 66-86



Games by Location

1/8/1966 at LSU W, 74-66
2/8/1967 at LSU W, 80-63
1/3/1968 at LSU L, 72-76
2/15/1969 at LSU L, 81-93
1/10/1970 at LSU W, 79-70
2/15/1971 at LSU L, 94-114
1/15/1972 at LSU W, 77-73
2/12/1973 at LSU L, 74-76
2/25/1974 at LSU W, 96-89
1/25/1975 at LSU W, 87-78
1/3/1976 at LSU W, 102-86
1/29/1977 at LSU L, 73-77
1/23/1978 at LSU L, 79-90
1/15/1979 at #13 LSU L, 82-94
1/16/1980 at #14 LSU L, 82-93
2/18/1981 at #4 LSU L, 47-58
1/20/1982 at LSU L, 68-69
1/29/1983 at LSU W, 64-62
2/25/1984 at LSU L, 80-81
1/26/1985 at LSU L, 62-80
2/26/1986 at LSU W, 92-86
1/28/1987 at LSU L, 73-75
3/5/1988 at LSU W, 89-80
3/11/1988 vs. Georgia L, 60-65
1/7/1989 at LSU L, 77-104
2/7/1990 at #11 LSU L, 71-82
2/13/1991 at #20 LSU L, 61-98
2/22/1992 at LSU L, 82-99
1/9/1993 at LSU L, 81-87
1/8/1994 at LSU L, 72-83
2/25/1995 at LSU L, 78-89
2/24/1996 at LSU L, 67-93
1/22/1997 at LSU L, 59-75
1/14/1998 at LSU L, 54-59
1/9/1999 at LSU W, 73-70
2/9/2000 at #25 LSU L, 68-83
2/10/2001 at LSU W, 76-65
1/19/2002 at LSU L, 58-75
2/26/2003 at LSU L, 63-94
2/18/2004 at #24 LSU W, 80-68
2/9/2005 at LSU L, 69-90
2/1/2006 at #24 LSU L, 69-84
1/13/2007 at #13 LSU L, 63-65
1/16/2008 at LSU W, 74-67
2/21/2009 at #23 LSU L, 72-79
1/20/2010 at LSU W, 84-80
3/5/2011 at LSU W, 60-51
1/17/2012 at LSU L, 58-65 (OT)
2/8/2014 at LSU L, 80-87
2/5/2015 at LSU W, 81-77

Lafayette (1-3)

Date	Opponent.....	Result
12/18/1968 at Southwestern Louisiana L, 76-80
12/21/1979 vs. Long Beach State W, 74-69
12/22/1979 vs. Southwestern Louisiana L, 75-92
12/17/1985 at Southwestern Louisiana L, 64-66 (OT)

New Orleans (19-22)

Date	Opponent.....	Result
1/5/1915 at Tulane L, 18-33
1/6/1925 at Tulane L, 31-45
1/29/1926 at Tulane L, 30-33
1/30/1926 at Tulane L, 31-52
1/28/1927 at Tulane W, 42-33
1/29/1927 at Tulane W, 35-12
1/27/1928 at Tulane W, 32-17
1/28/1928 at Tulane W, 49-31
2/11/1930 at Tulane L, 40-45
2/12/1930 at Tulane L, 37-41
2/5/1932 at Tulane L, 21-26
2/6/1932 at Tulane W, 42-37
2/3/1934 at Tulane L, 18-34
2/4/1934 at Tulane L, 20-30
2/17/1942 at Tulane L, 41-50
1947-48 at Tulane L, 37-70
2/11/1950 at Tulane W, 64-60
2/18/1952 at Tulane W, 63-61
2/22/1954 at Tulane W, 65-62
2/20/1956 at Tulane L, 75-86
2/17/1958 at Tulane W, 63-49
2/15/1960 at Tulane W, 53-51 (OT)
2/19/1962 at Tulane W, 81-64
12/28/1962 vs. Xavier W, 64-57
12/29/1962 vs. Houston W, 71-69 (OT)

12/30/1963 vs. Duke L, 67-84
12/31/1963 vs. Loyola (New Orleans) W, 62-52
2/17/1964 at Tulane W, 78-72
12/29/1965 vs. Dayton L, 71-85
12/30/1965 vs. Houston L, 76-89
1/11/1966 at Tulane W, 92-58
12/29/1977 vs. USC L, 74-85
12/30/1977 vs. Temple L, 73-74
12/27/1990 vs. Villanova L, 71-88
12/28/1990 vs. Tulane W, 84-71
3/7/1996 vs. Vanderbilt W, 68-65
3/8/1996 vs. #25 Mississippi State L, 58-69
3/14/2003 vs. Tennessee W, 66-53
3/15/2003 vs. #2 Kentucky L, 58-78
11/9/2007 at Tulane L, 62-77
3/8/2012 vs. Ole Miss L, 54-68

Ruston (1-1)

Date	Opponent.....	Result
12/19/1968 at Louisiana Tech W, 97-84
12/16/1971 at Louisiana Tech L, 82-107

MARYLAND (1-0)

Annapolis (1-0)

Date	Opponent.....	Result
12/19/1998 at Navy W, 88-70

MASSACHUSETTS (0-1)

Boston (0-1)

Date	Opponent.....	Result
11/21/2012 at Boston College L, 49-50

MINNESOTA (2-2)

Minneapolis (2-2)

Date	Opponent.....	Result
12/27/1974 vs. Clemson L, 59-63
12/28/1974 vs. Navy W, 73-69
3/16/2000 vs. Creighton W, 72-69
3/18/2000 vs. #6 Iowa State L, 60-79

MISSISSIPPI (50-83)

Hattiesburg (2-1)

Date	Opponent.....	Result
2/22/1993 at Southern Miss W, 81-75
2/22/1995 at Southern Miss W, 81-79
1/2/2007 at Southern Miss L, 54-56

Oxford (22-40)

Date	Opponent.....	Result
12/19/1941 at Ole Miss W, 34-31
12/13/1946 at Ole Miss L, 38-58
1/17/1949 at Ole Miss L, 43-47
1/30/1950 at Ole Miss W, 77-63
1/19/1952 at Ole Miss L, 58-76
1/11/1954 at Ole Miss W, 66-61
1/9/1956 at Ole Miss L, 69-76
1/6/1958 at Ole Miss W, 71-51
1/4/1960 at Ole Miss L, 56-64
1/8/1962 at Ole Miss W, 64-58
1/6/1964 at Ole Miss L, 58-59 (OT)
1/4/1965 at Ole Miss W, 67-52
2/5/1966 at Ole Miss W, 70-55
1/7/1967 at Ole Miss W, 67-56
2/19/1968 at Ole Miss L, 56-57
12/14/1968 at Ole Miss W, 75-64
3/7/1970 at Ole Miss W, 67-66
12/12/1970 at Ole Miss L, 96-108
3/9/1972 at Ole Miss L, 83-89
1/2/1973 at Ole Miss W, 66-58
1/7/1974 at Ole Miss L, 65-93
2/8/1975 at Ole Miss L, 70-72
1/5/1976 at Ole Miss W, 72-66
1/31/1977 at Ole Miss W, 72-65
1/21/1978 at Ole Miss L, 75-84
1/13/1979 at Ole Miss L, 62-77
1/26/1980 at Ole Miss L, 54-71
1/3/1981 at Ole Miss L, 45-46
1/30/1982 at Ole Miss L, 57-64
1/31/1983 at Ole Miss L, 48-61
2/27/1984 at Ole Miss L, 71-72
2/23/1985 at Ole Miss W, 69-57
1/22/1986 at Ole Miss W, 73-61
2/25/1987 at Ole Miss L, 67-73
1/30/1988 at Ole Miss L, 66-69
2/18/1989 at Ole Miss L, 77-80

1/17/1990 at Ole Miss L, 72-80
1/9/1991 at Ole Miss W, 62-60
1/13/1992 at Ole Miss W, 96-83
2/3/1993 at Ole Miss W, 85-74
1/19/1994 at Ole Miss L, 85-88 (2OT)
2/4/1995 at Ole Miss L, 75-77
1/24/1996 at Ole Miss L, 69-82
2/1/1997 at Ole Miss L, 46-57
2/28/1998 at #13 Ole Miss L, 67-74
1/13/1999 at Ole Miss W, 74-59
1/22/2000 at Ole Miss L, 77-79 (OT)
2/24/2001 at #12 Ole Miss L, 62-64
1/9/2002 at Ole Miss L, 65-69
2/22/2003 at Ole Miss W, 80-75
2/14/2004 at Ole Miss L, 68-72
2/2/2005 at Ole Miss L, 55-70
2/25/2006 at Ole Miss W, 58-54
3/3/2007 at Ole Miss L, 79-83
2/16/2008 at Ole Miss W, 90-78
2/4/2009 at Ole Miss L, 59-78
2/24/2010 at Ole Miss L, 75-85
2/16/2011 at Ole Miss L, 59-90
2/11/2012 at Ole Miss L, 54-61
2/23/2013 at Ole Miss L, 55-88
1/9/2014 at Ole Miss L, 62-65
1/27/2016 at Ole Miss L, 63-80

Starkville (26-42)

Date	Opponent.....	Result
1/22/1915 at Mississippi State L, 16-44
1/23/1915 at Mississippi State L, 11-32
12/18/1941 at Mississippi State W, 39-29
12/11/1942 at Mississippi State L, 35-41
12/12/1942 at Mississippi State L, 26-36
2/15/1946 at Mississippi State W, 40-30
2/16/1946 at Mississippi State L, 31-39
12/14/1946 at Mississippi State L, 35-61
1/8/1949 at Mississippi State L, 43-47
1/12/1950 at Mississippi State W, 65-64
2/1/1950 at Mississippi State W, 65-60
1/18/1952 at Mississippi State W, 68-61
1/9/1954 at Mississippi State L, 74-79
1/7/1956 at Mississippi State W, 81-68
1/4/1958 at #9 Mississippi State L, 42-70
1/2/1960 at Mississippi State W, 64-48
1/6/1962 at #9 Mississippi State L, 48-51
1/4/1964 at Mississippi State W, 64-63 (OT)
1/2/1965 at Mississippi State W, 71-70
1/9/1967 at #10 Mississippi State L, 54-59 (OT)
2/12/1968 at Mississippi State W, 74-72
12/16/1968 at Mississippi State L, 59-65
2/11/1970 at Mississippi State W, 71-69 (OT)
12/14/1970 at Mississippi State W, 73-70
2/21/1972 at Mississippi State L, 60-62
2/19/1973 at Mississippi State L, 87-94
1/21/1974 at Mississippi State W, 87-81
2/22/1975 at Mississippi State W, 78-74
2/9/1976 at Mississippi State L, 74-75
3/7/1977 at Mississippi State L, 75-89
2/27/1978 at Mississippi State L, 82-83 (OT)
2/19/1979 at Mississippi State L, 66-73
2/9/1980 at Mississippi State L, 72-76
1/17/1981 at Mississippi State L, 61-69
2/13/1982 at Mississippi State L, 45-59
3/3/1983 at Mississippi State L, 53-69
12/22/1983 at Mississippi State W, 73-55
2/13/1985 at Mississippi State L, 65-82
1/11/1986 at Mississippi State W, 72-56
1/10/1987 at Mississippi State W, 66-52
2/17/1988 at Mississippi State W, 77-61
1/11/1989 at Mississippi State L, 56-69
2/10/1990 at Mississippi State W, 77-74
2/27/1991 at Mississippi State L, 76-94
3/4/1992 at Mississippi State L, 70-77
1/3/1993 at Mississippi State L, 71-77
2/19/1994 at Mississippi State W, 76-65
2/11/1995 at #21 Mississippi State W, 70-69
3/2/1996 at Mississippi State L, 51-67
2/26/1997 at Mississippi State W, 68-64
1/28/1998 at Mississippi State W, 69-66
2/27/1999 at Mississippi State W, 76-73
1/16/2000 at Mississippi State W, 51-45
2/17/2001 at Mississippi State L, 74-85
2/16/2002 at Mississippi State L, 53-89
3/8/2003 at #21 Mississippi State L, 45-67



Games by Location

3/2/2004 at #5 Mississippi State.....	L, 91-105
1/5/2005 at #18 Mississippi State.....	L, 53-90
2/4/2006 at Mississippi State.....	L, 53-71
1/20/2007 at Mississippi State.....	L, 76-87
2/27/2008 at Mississippi State.....	L, 78-89

/28/2009 at Mississippi State.....	W, 76-58
2/13/2010 at Mississippi State.....	L, 75-85 (OT)
1/16/2011 at Mississippi State.....	L, 66-85
2/4/2012 at #19 Mississippi State.....	L, 88-91
3/9/2013 at Mississippi State.....	L, 71-74 (OT)
1/22/2014 at Mississippi State.....	L, 74-82
3/5/2016 at Mississippi State.....	L, 66-79

MISSOURI (2-7)

Columbia (0-5)

Date	Opponent.....	Result
12/7/1979 vs. Arkansas State.....	L, 62-69 (OT)
12/8/1979 vs. George Washington.....	L, 60-71
2/2/2013 at #17 Missouri.....	L, 77-91
3/3/2015 at Missouri.....	L, 61-63
1/9/2016 at Missouri.....	L, 61-76

Kansas City (2-1)

Date	Opponent.....	Result
11/24/2000 vs. Robert Morris.....	W, 89-71
11/25/2000 vs. Toledo.....	L, 90-95 (2OT)
11/26/2000 vs. Providence.....	W, 80-69

Springfield (0-1)

Date	Opponent.....	Result
11/16/2009 at Missouri State.....	L, 62-73

NEVADA (2-3)

Las Vegas (2-3)

Date	Opponent.....	Result
12/17/1991 at UNLV.....	L, 82-85
12/16/2000 vs. Oregon.....	W, 101-97 (OT)
12/20/2003 at UNLV.....	L, 69-82
11/24/2014 vs. Tulsa.....	L, 35-53
11/26/2014 Oregon State.....	W, 71-69

NEW JERSEY (0-2)

Newark (0-1)

Date	Opponent.....	Result
12/2/2011 at Seton Hall.....	L, 59-81

Piscataway (0-1)

Date	Opponent.....	Result
11/24/2001 at Rutgers.....	L, 56-57

NEW MEXICO (0-1)

Albuquerque (0-1)

Date	Opponent.....	Result
11/11/1997 vs. #24 Temple.....	L, 42-68

NEW YORK (0-2)

Albany (0-1)

Date	Opponent.....	Result
3/28/2003 vs. #12 Syracuse.....	L, 78-79

New Rochelle (0-1)

Date	Opponent.....	Result
12/17/1977 at Iona.....	L, 82-105

NORTH CAROLINA (6-12)

Charlotte (3-5)

Date	Opponent.....	Result
1919-20 at Charlotte YMCA.....	L, 30-36
12/28/1951 vs. Davidson.....	W, 66-59
12/29/1951 vs. Georgia Tech.....	L, 62-79
12/29/1951 vs. South Carolina.....	L, 67-70
12/17/1956 vs. Clemson.....	W, 89-64
12/18/1956 vs. St. Joseph's.....	W, 66-64
12/19/1956 vs. Wake Forest.....	L, 48-58
3/15/1984 vs. Richmond.....	L, 71-72

Cullowhee (1-0)

Date	Opponent.....	Result
12/3/1975 at Western Carolina.....	W, 88-76

Durham (0-3)

Date	Opponent.....	Result
12/26/1975 at Duke.....	L, 74-85
12/29/1981 vs. William & Mary.....	L, 48-58

12/30/1981 at Duke.....	L, 71-72
------------	--------------------	----------

Raleigh (0-3)

Date	Opponent.....	Result
2/5/1926 at North Carolina State.....	L, 36-43
12/17/1969 at North Carolina State.....	L, 69-76
12/27/1975 at #9 North Carolina State.....	L, 74-79

Wilmington (1-1)

Date	Opponent.....	Result
12/18/1992 vs. Louisiana Tech.....	W, 65-45
12/19/1992 at UNC-Wilmington.....	L, 80-91

OHIO (1-5)

Cincinnati (0-3)

Date	Opponent.....	Result
12/19/1972 at Xavier.....	L, 60-67
12/3/2008 at Xavier.....	L, 74-81
12/19/2015 at #10 Xavier.....	L, 61-85

Dayton (0-1)

Date	Opponent.....	Result
12/18/1972 at Dayton.....	L, 63-106

Toledo (1-1)

Date	Opponent.....	Result
12/29/1980 vs. Air Force.....	L, 46-48 (OT)
12/30/1980 vs. Columbia.....	W, 63-55

OKLAHOMA (2-6)

Oklahoma City (2-5)

Date	Opponent.....	Result
12/27/1948 vs. Baylor.....	L, 44-59
12/28/1948 vs. Colorado State.....	L, 41-46
12/29/1948 vs. Southern Methodist.....	L, 41-59
12/20/1955 at #15 Oklahoma City.....	L, 58-76
12/27/1967 vs. Arkansas.....	W, 65-58
12/28/1967 at Oklahoma City.....	L, 68-78
12/29/1967 vs. Virginia Tech.....	W, 76-61

Tulsa (0-1)

Date	Opponent.....	Result
1/8/1979 at Oral Roberts.....	L, 62-63

PENNSYLVANIA (2-2)

Philadelphia (2-2)

Date	Opponent.....	Result
11/19/2004 at Temple.....	W, 80-78

Pittsburgh (1-2)

Date	Opponent.....	Result
12/13/1990 at Duquesne.....	W, 75-71
12/4/2005 at Pittsburgh.....	L, 41-78
12/11/2010 vs. Rutgers.....	L, 54-63

SOUTH CAROLINA (20-16)

Charleston (4-2)

Date	Opponent.....	Result
12/1/1966 at The Citadel.....	W, 105-83
12/7/2004 at College of Charleston.....	W, 76-61
11/19/2007 at Charleston Southern.....	W, 89-59
11/15/2012 vs. Murray State.....	L, 59-79
11/16/2012 at College of Charleston.....	W, 55-51
11/18/2012 vs. Dayton.....	L, 63-73

Clemson (2-6)

Date	Opponent.....	Result
1919-20 at Clemson.....	W, 60-12
2/1/1929 at Clemson.....	L, 20-46
1/26/1931 at Clemson.....	L, 33-37
12/4/1969 at Clemson.....	W, 61-60
11/30/1973 at Clemson.....	L, 72-87
12/1/1973 vs. Jacksonville.....	L, 78-90
3/18/1993 at Clemson.....	L, 72-84
12/14/2014 at Clemson.....	L, 61-72

Columbia (11-6)

Date	Opponent.....	Result
1/24/1931 at South Carolina.....	W, 36-16
1/8/1935 at South Carolina.....	L, 34-35
1/9/1935 at South Carolina.....	L, 26-42
11/30/1968 at South Carolina.....	L, 49-51
12/3/1970 at #2 South Carolina.....	L, 69-86
1/16/1993 at South Carolina.....	W, 83-81
2/15/1995 at South Carolina.....	W, 80-78
1/4/1997 at South Carolina.....	L, 56-66

2/3/1999 at South Carolina.....	W, 76-48
1/20/2001 at South Carolina.....	W, 60-57
1/15/2003 at South Carolina.....	W, 67-60
2/12/2005 at South Carolina.....	W, 74-71
1/31/2007 at South Carolina.....	W, 80-75
1/10/2009 at South Carolina.....	L, 56-68
1/29/2011 at South Carolina.....	W, 79-64
1/12/2013 at South Carolina.....	W, 74-71
2/5/2014 at South Carolina.....	W, 79-74

Conway (1-0)

Date	Opponent.....	Result
12/2/2015 at Coastal Carolina.....	W, 81-78

Greenville (2-2)

Date	Opponent.....	Result
12/27/1964 vs. Clemson.....	L, 65-77
12/29/1964 vs. Furman.....	W, 107-86
12/29/1971 at Furman.....	W, 103-78
12/30/1971 vs. Clemson.....	L, 67-77

TENNESSEE (53-118)

Chattanooga (2-3)

Date	Opponent.....	Result
2/16/1927 at Chattanooga.....	L, 34-39
12/21/1984 vs. VCU.....	L, 59-78
12/22/1984 vs. Delaware.....	W, 95-63
12/28/1991 vs. Eastern Kentucky.....	W, 104-92
12/29/1991 vs. UT-Chattanooga.....	L, 75-87

Clarksville (1-0)

Date	Opponent.....	Result
12/20/1980 at Austin Peay.....	W, 52-51

Cookeville (1-0)

Date	Opponent.....	Result
12/7/1981 at Tennessee Tech.....	W, 88-61

Knoxville (9-51)

Date	Opponent.....	Result
2/15/1927 at Tennessee.....	L, 23-24
1/25/1930 at Tennessee.....	L, 18-33
2/29/1936 vs. Georgia.....	W, 43-26
3/1/1936 at Tennessee.....	L, 25-43
3/2/1939 vs. Tulane.....	W, 43-30
3/3/1939 at Tennessee.....	L, 35-49
2/28/1940 vs. Georgia.....	L, 41-48
1/23/1942 at Tennessee.....	L, 23-43
1/29/1943 at Tennessee.....	L, 23-57
2/3/1947 at Tennessee.....	L, 27-63
1/8/1951 at Tennessee.....	W, 63-59
1/26/1953 at Tennessee.....	L, 70-72
2/28/1955 at Tennessee.....	L, 77-86
2/23/1957 at Tennessee.....	L, 75-85
2/23/1959 at Tennessee.....	L, 55-56
2/25/1961 at Tennessee.....	W, 41-38
2/25/1963 at Tennessee.....	L, 47-55
2/22/1965 at #8 Tennessee.....	L, 38-69
12/16/1966 at Tennessee.....	L, 49-73
12/17/1966 vs. Miami (Fla.).....	L, 73-87
2/24/1968 at Tennessee.....	W, 53-52
2/1/1969 at Tennessee.....	L, 59-64
2/28/1970 at Tennessee.....	W, 77-64
1/30/1971 at #8 Tennessee.....	L, 68-90
3/4/1972 at Tennessee.....	L, 70-80
2/3/1973 at Tennessee.....	L, 74-82
2/4/1974 at Tennessee.....	L, 80-88
1/4/1975 at Tennessee.....	L, 81-96
1/19/1976 at #9 Tennessee.....	L, 78-83
1/8/1977 at Tennessee.....	L, 79-87
1/4/1978 at Tennessee.....	L, 76-80
2/7/1979 at Tennessee.....	L, 62-73
12/12/1979 at Tennessee.....	L, 58-61
2/28/1981 at #10 Tennessee.....	L, 63-75
12/12/1981 at Tennessee.....	L, 79-86
2/22/1983 at Tennessee.....	L, 74-82
1/24/1984 at Tennessee.....	W, 79-72
1/9/1985 at Tennessee.....	L, 74-86
2/8/1986 at Tennessee.....	L, 79-80
2/14/1987 at Tennessee.....	L, 84-103
1/20/1988 at Tennessee.....	L, 64-75
2/4/1989 at Tennessee.....	L, 72-89
3/9/1989 vs. Ole Miss.....	L, 68-80
1/3/1990 at Tennessee.....	L, 70-72
1/19/1991 at Tennessee.....	W, 67-63



Games by Location

1/25/1992	at Tennessee	L, 74-82
1/22/1994	at Tennessee	L, 85-92
1/3/1996	at Tennessee	L, 62-66
1/7/1998	at Tennessee	W, 74-69
3/18/1999	vs. #14 Ohio State	L, 64-72
1/25/2000	at #11 Tennessee	L, 76-105
1/27/2002	at Tennessee	L, 59-82
2/28/2004	at Tennessee	L, 69-75
2/15/2006	at #8 Tennessee	L, 89-105
2/20/2008	at #2 Tennessee	L, 70-89
1/14/2010	at #9 Tennessee	L, 55-81
1/28/2012	at Tennessee	L, 49-64
1/15/2014	at Tennessee	L, 67-78
1/31/2015	at Tennessee	L, 63-71
2/9/2016	at Tennessee	L, 45-71

Memphis (3-3)

Date	Opponent	Result
1/2/1953	at Memphis	W, 78-64
1/3/1953	vs. Ole Miss	L, 55-65
3/10/1994	vs. Vanderbilt	W, 81-56
3/11/1994	vs. Alabama	L, 55-83
3/6/1997	vs. Tennessee	W, 67-54
3/7/1997	vs. #6 Kentucky	L, 50-92

Nashville (24-60)

Date	Opponent	Result
1/28/1921	at Vanderbilt	W, 27-7
2/17/1927	at Vanderbilt	L, 35-39
1/9/1932	at Vanderbilt	W, 36-23
1/22/1933	at Vanderbilt	L, 24-25
1/9/1934	at Vanderbilt	L, 22-31
1/11/1935	at Vanderbilt	L, 27-37
1/12/1935	at Vanderbilt	L, 24-41
1/9/1936	at Vanderbilt	L, 27-47
2/16/1939	at Vanderbilt	L, 42-49
1/11/1940	at Vanderbilt	L, 45-51
2/13/1941	at Vanderbilt	L, 39-47
1/16/1942	at Vanderbilt	W, 35-33
1/11/1943	at Vanderbilt	L, 39-54
2/1/1947	at Vanderbilt	L, 58-59
2/2/1948	at Vanderbilt	L, 47-55
2/5/1949	at Vanderbilt	L, 42-52
2/6/1950	at Vanderbilt	L, 51-63
1/6/1951	at Vanderbilt	L, 51-61
2/7/1953	at Vanderbilt	W, 71-66
12/30/1953	at #19 Vanderbilt	L, 48-96
2/5/1955	at #20 Vanderbilt	L, 74-79
2/2/1957	at Vanderbilt	L, 78-83
1/31/1959	at Vanderbilt	W, 64-61
2/4/1961	at Vanderbilt	L, 53-58
2/2/1963	at Vanderbilt	W, 62-59
1/30/1965	at Vanderbilt	L, 77-105
1/31/1966	at #4 Vanderbilt	L, 63-68
1/16/1967	at Vanderbilt	L, 65-71
12/4/1967	at #9 Vanderbilt	L, 65-78
1/25/1969	at Vanderbilt	W, 92-79
12/19/1969	vs. St. Louis	W, 70-66
12/20/1969	vs. Dartmouth	W, 85-76
1/24/1970	at Vanderbilt	W, 84-75
1/23/1971	at Vanderbilt	L, 86-107
1/29/1972	at Vanderbilt	L, 77-85
2/24/1973	at Vanderbilt	L, 70-98
1/19/1974	at #8 Vanderbilt	L, 51-96
2/17/1975	at Vanderbilt	L, 78-85
2/21/1976	at Vanderbilt	L, 72-80
2/14/1977	at Vanderbilt	W, 76-71 (OT)
2/4/1978	at Vanderbilt	L, 78-91
1/27/1979	at #19 Vanderbilt	L, 59-66
1/9/1980	at Vanderbilt	L, 57-66
2/11/1981	at Vanderbilt	W, 69-55
1/13/1982	at Vanderbilt	L, 68-78
1/17/1983	at Vanderbilt	L, 62-64
2/13/1984	at Vanderbilt	W, 73-67
3/8/1984	vs. Vanderbilt	W, 59-58
3/9/1984	vs. Tennessee	W, 60-58
3/10/1984	vs. #3 Kentucky	L, 49-51
1/30/1985	at Vanderbilt	W, 86-80
3/1/1986	at Vanderbilt	W, 79-65
1/17/1987	at Vanderbilt	L, 75-91
2/24/1988	at #17 Vanderbilt	W, 81-68
12/14/1988	at Vanderbilt	L, 77-93
2/20/1990	at Vanderbilt	W, 87-74
2/16/1991	at Vanderbilt	L, 70-90

3/8/1991	vs. #16 LSU	W, 92-77
3/9/1991	vs. #24 Alabama	L, 59-77
2/4/1992	at Vanderbilt	L, 83-89
2/9/1994	at Vanderbilt	L, 60-84
1/31/1996	at Vanderbilt	L, 62-76
2/18/1998	at Vanderbilt	L, 66-82
2/16/2000	at #24 Vanderbilt	W, 86-80
3/8/2001	vs. #24 Tennessee	L, 66-73
1/16/2002	at Vanderbilt	L, 67-73
12/1/2002	vs. Western Kentucky	L, 70-89
1/7/2004	at #20 Vanderbilt	L, 53-59
1/7/2006	at Vanderbilt	L, 50-74
3/9/2006	vs. Vanderbilt	L, 71-76
2/2/2008	at #18 Vanderbilt	L, 71-78
1/23/2010	at Vanderbilt	L, 74-82
3/11/2010	vs. Florida	L, 69-78
1/7/2012	at Vanderbilt	L, 35-65
1/23/2013	at Vanderbilt	L, 61-73
3/13/2013	vs. Texas A&M	L, 62-71
1/6/2015	at Vanderbilt	L, 52-64
3/11/2015	vs. Mississippi State	W, 74-68
3/12/2015	vs. Texas A&M	W, 66-59
3/13/2015	vs. LSU	W, 73-70 (OT)
3/14/2015	vs. #1 Kentucky	L, 67-91
12/12/2015	at Middle Tennessee	L, 81-88 (OT)
1/12/2016	at Vanderbilt	L, 57-75
3/9/2016	vs. Tennessee	L, 59-97

Sewanee (13-1)

Date	Opponent	Result
2/18/1927	at Sewanee	W, 35-28
1/10/1935	at Sewanee	L, 18-19
1/10/1936	at Sewanee	W, 25-23
1/11/1936	at Sewanee	W, 34-25
1/15/1937	at Sewanee	W, 41-34
1/16/1937	at Sewanee	W, 34-29
1/4/1938	at Sewanee	W, 36-31
1/15/1938	at Sewanee	W, 38-19
2/17/1939	at Sewanee	W, 34-27
2/18/1939	at Sewanee	W, 39-28
1/12/1940	at Sewanee	W, 51-32
1/13/1940	at Sewanee	W, 64-32
2/14/1941	at Sewanee	W, 39-28
2/15/1941	at Sewanee	W, 46-31

TEXAS (9-19)

College Station (2-2)

Date	Opponent	Result
12/4/1991	at Texas A&M	W, 86-83
12/22/2005	at Texas A&M	L, 67-72
3/8/2014	at Texas A&M	W, 69-64
2/28/2015	at Texas A&M	L, 55-80

Dallas (0-2)

Date	Opponent	Result
12/19/1957	at Southern Methodist	L, 65-75
12/20/1963	at Southern Methodist	L, 70-84

El Paso (3-3)

Date	Opponent	Result
12/21/1973	at UTEP	L, 56-68
12/22/1973	vs. Lamar	W, 88-78
12/19/1975	vs. SMU	L, 85-87 (OT)
12/20/1975	vs. Tulsa	W, 92-74
12/28/1986	vs. Iowa State	W, 89-87
12/29/1986	vs. UTEP	L, 82-87

Houston (2-7)

Date	Opponent	Result
12/21/1955	at Rice	L, 80-82 (OT)
12/22/1961	vs. Texas A&M	L, 50-62
12/23/1961	vs. Houston	L, 49-54
12/15/1964	vs. Houston	L, 48-50
12/17/1964	vs. Rice	W, 94-71
12/21/1970	at Houston	L, 76-79
12/8/1982	at #9 Houston	L, 65-77
3/20/1986	vs. #11 UNLV	W, 70-63
3/22/1986	vs. #7 Louisville	L, 76-84

Lubbock (0-2)

Date	Opponent	Result
12/19/1963	at Texas Tech	L, 71-83
12/3/2014	at Texas Tech	L, 44-46

South Padre Island (0-2)

Date	Opponent	Result
11/24/2006	vs. Oklahoma State	L, 65-66
11/25/2006	vs. #7 Wisconsin	L, 63-77

Waco (2-1)

Date	Opponent	Result
12/20/1957	at Baylor	L, 53-62
12/8/1995	vs. Liberty	W, 63-58
12/9/1995	at Baylor	W, 83-64

UTAH (3-1)

Provo (1-1)

Date	Opponent	Result
12/12/1997	vs. Pepperdine	L, 55-62
12/13/1997	vs. Weber State	W, 63-58

Salt Lake City (2-0)

Date	Opponent	Result
12/28/1982	vs. Cal State Fullerton	W, 69-60
12/29/1982	at Utah	W, 71-62

VIRGINIA (7-8)

Blacksburg (0-2)

Date	Opponent	Result
1919-20	at VPI	L, 20-26
12/14/1974	at Virginia Tech	L, 82-83

Charlottesville (2-0)

Date	Opponent	Result
1919-20	at Virginia	W, 27-21
12/20/2008	at Virginia	W, 58-56

Harrisonburg (0-1)

Date	Opponent	Result
12/5/1992	at James Madison	L, 80-89

Lexington (0-3)

Date	Opponent	Result
1919-20	at VMI	L, 19-45
1919-20	at Washington & Lee	L, 10-34
2/6/1926	at VMI	L, 25-41

Norfolk (2-1)

Date	Opponent	Result
12/29/1970	vs. Xavier	W, 86-73
12/30/1970	at Old Dominion	L, 76-89
12/18/1993	at Old Dominion	W, 101-87

Richmond (3-1)

Date	Opponent	Result
12/16/1976	at VCU	W, 109-59
12/12/1978	at Richmond	W, 84-72
12/20/1988	at VCU	W, 85-79
12/3/2004	vs. #24 Virginia	L, 87-89

WASHINGTON (0-1)

Seattle (0-1)

Date	Opponent	Result
1947-48	vs. Washington	L, 29-59

WASHINGTON, D.C. (1-0)

Date	Opponent	Result
12/2/2007	vs. George Washington	W, 74-70

WEST VIRGINIA (3-0)

Huntington (2-0)

Date	Opponent	Result
12/9/1977	vs. Southern Illinois	W, 66-65
12/10/1977	vs. Oklahoma State	W, 112-94

Morgantown (1-0)

Date	Opponent	Result
12/29/1984	at West Virginia	W, 59-58

WISCONSIN (0-1)

Milwaukee (0-1)

Date	Opponent	Result
3/16/1998	at Marquette	L, 60-75



Games by Location

INTERNATIONAL (11-1)

PUERTO RICO (11-1)

Bayamon (3-0)

Date	Opponent.....	Result
11/24/1995	.. vs. La Salle	W, 70-60
11/25/1995	.. vs. James Madison.....	W, 82-71
11/26/1995	.. vs. #13 Louisville.....	W, 82-78

Carolina (2-1)

Date	Opponent.....	Result
12/20/2004	.. vs. Delaware.....	W, 74-46
12/21/2004	.. vs. Middle Tennessee State	W, 79-74
12/22/2004	.. vs. Toledo	L, 65-68

San Juan (6-0)

Date	Opponent.....	Result
12/20/1999	.. at Puerto Rico-Mayaguez	W, 109-52
12/21/1999	.. vs. Virginia Tech.....	W, 73-63
12/22/1999	.. vs. Pepperdine	W, 87-76
12/20/2002	.. at Puerto Rico-Mayaguez	W, 94-64
12/21/2002	.. vs. Denver.....	W, 63-58
12/22/2002	.. vs. Troy.....	W, 94-66

SITE UNKNOWN (28-30)

Date	Opponent.....	Result
1/19/1907	... Tulane.....	W, 35-15
1906-07 Mercer	W, 48-9
1906-07 Birmingham Athletic Club	L, 20-21
1907-08 Montgomery YMCA	L, 21-27
1907-08 Wake Forest	W, 38-13
1910-11 Columbus YMCA.....	L, 33-45
1910-11 Birmingham Athletic Club	L, 19-53
1910-11 Bessemer Athletic Club.....	W, 28-24
1910-11 Birmingham H.S.....	L, 21-28
1910-11 Birmingham YMCA.....	L, 27-30
1910-11 Texas	W, 45-27
1910-11 Nashville Athletic Club	W, 36-34
1911-12 Columbus YMCA.....	L, 12-19
1911-12 Atlanta Athletic Club.....	L, 22-60
1911-12 Birmingham Athletic Club	L, 26-35
1911-12 Birmingham H.S.....	W, 31-8
1911-12 Birmingham Athletic Club	L, 9-27
1911-12 Bessemer Athletic Club.....	L, 19-20
1/31/1917	... Montgomery YMCA	W, 43-25
1917-18 Birmingham College	W, 27-24
1917-18 Birmingham College	W, 19-11
2/12/1919	... Birmingham Athletic Club	L, 22-38
2/15/1919	... Atlanta Athletic Club.....	L, 26-36
1922-23 West Point Athletic Club	W, 25-18
1922-23 Montgomery YMCA	W, 37-22
1922-23 Wofford.....	W, 42-19
1922-23 Clemson.....	L, 19-24
1922-23 Wofford.....	L, 19-20
1922-23 Furman	L, 22-43
1922-23 Birmingham Athletic Club	W, 31-17
1922-23 Camp Benning.....	W, 24-19
1922-23 Birmingham Athletic Club	L, 19-42
1/8/1924	... Columbus YMCA.....	W, 36-19
1/12/1924	... Atlanta Athletic Club.....	L, 22-31
1/16/1924	... Camp Benning.....	W, 42-18
1/19/1924	... Birmingham Athletic Club	W, 44-23
1/25/1924	... Tulane.....	L, 19-32
1/26/1924	... Tulane.....	L, 22-27
2/16/1924	... Birmingham Athletic Club	L, 32-36 (OT)
2/18/1931	... Camp Benning.....	W, 54-13
2/28/1936	... Birmingham Southern	W, 41-22
2/15/1937	... Clemson.....	W, 41-33
2/16/1937	... Clemson.....	W, 33-26
1944-45 Gunter Field.....	L, 40-44
1944-45 Gunter Field.....	W, 52-39
1944-45 Maxwell Field	L, 41-48
1944-45 Maxwell Field	L, 31-72
1945-46 Maxwell Field	L, 41-48
1945-46 Maxwell Field	L, 35-36
1946-47 Maxwell Field	W, 65-38
1946-47 Mercer	L, 54-55
1946-47 Maxwell Field	W, 57-34
1946-47 Tulane.....	L, 35-66
1946-47 Mercer	L, 47-71
1947-48 Mercer	L, 46-63
1948-49 Troy	W, 69-44
1948-49 Livingston State.....	W, 49-44
1948-49 Georgia.....	W, 53-47



Record vs. Conferences

America East

	AU:	Won	Lost
Albany (N.Y.).....		0	0
Binghamton.....		0	0
Hartford.....		0	0
Maine.....		0	0
Maryland-Baltimore County.....		0	0
UMass-Lowell.....		0	0
New Hampshire.....		0	0
Stony Brook.....		1	0
Vermont.....		0	0
TOTALS		1	0

American Athletic

	AU:	Won	Lost
Cincinnati.....		0	0
Connecticut.....		0	1
East Carolina.....		0	0
Houston.....		1	6
Memphis.....		1	0
Southern Methodist.....		0	4
South Florida.....		5	1
Temple.....		12	2
Tulane.....		33	25
Tulsa.....		2	1
UCF.....		4	1
TOTALS		58	41

Atlantic 10

	AU:	Won	Lost
Davidson.....		1	0
Dayton.....		0	4
Duquesne.....		2	0
Fordham.....		1	0
George Mason.....		0	0
George Washington.....		2	1
La Salle.....		1	0
Massachusetts.....		0	0
Rhode Island.....		0	1
Richmond.....		2	1
St. Bonaventure.....		0	1
Saint Joseph's (Pa.).....		2	0
St. Louis.....		1	0
Virginia Commonwealth.....		4	1
TOTALS		16	9

Atlantic Coast

	AU:	Won	Lost
Boston College.....		2	1
Clemson.....		15	12
Duke.....		0	3
Florida State.....		23	8
Georgia Tech.....		53	61
Louisville.....		1	1
Miami (Fla.).....		1	1
North Carolina.....		0	4
North Carolina State.....		3	5
Notre Dame.....		0	0
Pittsburgh.....		0	2
Syracuse.....		0	1
Virginia.....		4	3
Virginia Tech.....		6	2
Wake Forest.....		4	3
TOTALS		112	107

Atlantic Sun

	AU:	Won	Lost
Florida Gulf Coast.....		0	0
Jacksonville.....		3	2
Kennesaw State.....		2	0
Lipscomb.....		1	0
NJIT.....		0	0
North Florida.....		1	0
Stetson.....		3	1
USC-Upstate.....		1	0
TOTALS		11	3

Big 12

	AU:	Won	Lost
Baylor.....		2	4
Iowa State.....		1	2
Kansas.....		1	0
Kansas State.....		0	1
Oklahoma.....		1	1

Oklahoma State..... 2 2
 Texas..... 1 1
 Texas Tech..... 1 2
 TCU..... 2 1
 West Virginia..... 2 2
TOTALS..... 13 16
 (.448)

Big East

	AU:	Won	Lost
Butler.....		2	0
Creighton.....		1	1
DePaul.....		0	1
Georgetown.....		0	0
Marquette.....		0	2
Providence.....		1	0
St. John's.....		1	0
Seton Hall.....		0	1
Villanova.....		2	2
Xavier (Ohio).....		4	5
TOTALS		11	12

Big Sky

	AU:	Won	Lost
Eastern Washington.....		0	0
Idaho.....		0	0
Idaho State.....		0	0
Montana.....		1	0
Montana State.....		0	0
North Dakota.....		0	0
Northern Arizona.....		0	0
Northern Colorado.....		0	0
Portland State.....		0	0
Sacramento State.....		0	0
Southern Utah.....		0	0
Weber State.....		1	0
TOTALS		2	0

Big South

	AU:	Won	Lost
Campbell.....		0	1
Charleston Southern.....		3	0
Coastal Carolina.....		1	1
Gardner-Webb.....		1	0
High Point.....		2	0
Liberty.....		1	0
Longwood.....		0	0
UNC-Asheville.....		2	1
Presbyterian.....		0	1
Radford.....		1	0
Winthrop.....		4	1
TOTALS		14	4

Big Ten

	AU:	Won	Lost
Illinois.....		0	3
Indiana.....		0	1
Iowa.....		0	0
Maryland.....		0	0
Michigan.....		0	1
Michigan State.....		0	1
Minnesota.....		0	0
Nebraska.....		0	0
Northwestern.....		0	0
Ohio State.....		0	1
Penn State.....		0	0
Purdue.....		1	1
Rutgers.....		4	2
Wisconsin.....		0	1
TOTALS		5	11

Big West

	AU:	Won	Lost
Cal Poly.....		0	0
Cal State-Fullerton.....		1	0
Cal State-Northridge.....		0	0
Hawai'i.....		2	1
Long Beach State.....		1	1
UC Davis.....		0	0
UC Irvine.....		0	0
UC Riverside.....		0	0
UC Santa Barbara.....		0	0
TOTALS		4	2

Colonial

	AU:	Won	Lost
College of Charleston.....		3	0
Delaware.....		2	0
Drexel.....		0	0
Elon.....		0	0
Hofstra.....		0	0
James Madison.....		2	1
UNC Wilmington.....		1	1
Northeastern.....		0	0
Towson.....		2	0
William & Mary.....		0	1
TOTALS		10	3

Conference USA

	AU:	Won	Lost
UAB.....		8	10
Charlotte.....		0	0
Florida Atlantic.....		1	0
Florida International.....		2	0
Louisiana Tech.....		5	2
Marshall.....		1	0
Middle Tennessee State.....		3	1
North Texas.....		1	0
Old Dominion.....		2	1
Rice.....		3	1
Southern Mississippi.....		14	2
Texas-San Antonio.....		0	0
UTEP.....		0	3
Western Kentucky.....		1	3
TOTALS		41	23

Horizon

	AU:	Won	Lost
Cleveland State.....		0	0
Detroit.....		1	0
Illinois-Chicago.....		0	0
Northern Kentucky.....		0	0
Oakland (Mich.).....		0	0
Valparaiso.....		0	0
Wisconsin-Green Bay.....		0	0
Wisconsin-Milwaukee.....		1	0
Wright State.....		0	0
Youngstown State.....		1	0
TOTALS		3	0

Ivy League

	AU:	Won	Lost
Brown.....		0	0
Columbia.....		2	0
Cornell.....		0	0
Dartmouth.....		1	0
Harvard.....		0	1
Pennsylvania.....		1	0
Princeton.....		0	0
Yale.....		0	0
TOTALS		4	1

Metro Atlantic

	AU:	Won	Lost
Canisius.....		0	0
Fairfield.....		0	0
Iona.....		1	1
Manhattan.....		0	0
Marist.....		0	0
Monmouth.....		0	0
Niagara.....		1	0
Quinnipiac.....		0	0
Rider.....		0	0
St. Peter's.....		0	0
Siena.....		0	0
TOTALS		2	1

Mid-American

	AU:	Won	Lost
Akron.....		0	0
Ball State.....		1	1
Bowling Green.....		0	0
Buffalo.....		1	0
Central Michigan.....		0	0
Eastern Michigan.....		0	0
Kent State.....		0	0
Miami (Ohio).....		0	0
Northern Illinois.....		0	0



Record vs. Conferences

Ohio U.....	1	0
Toledo.....	0	2
Western Michigan.....	0	1
TOTALS	3	4

Mid-Eastern Athletic

AU: Won Lost		
Bethune-Cookman.....	3	0
Coppin State.....	1	0
Delaware State.....	0	0
Florida A&M.....	8	0
Hampton.....	0	0
Howard.....	0	0
Maryland-Eastern Shore.....	1	0
Morgan State.....	0	0
Norfolk State.....	1	0
North Carolina A&T.....	0	0
North Carolina Central.....	0	0
Savannah State.....	0	0
South Carolina State.....	1	0
TOTALS	15	0

Missouri Valley

AU: Won Lost		
Bradley.....	2	0
Drake.....	0	0
Evansville.....	0	0
Illinois State.....	0	0
Indiana State.....	0	0
Loyola (Ill.).....	0	0
Missouri State.....	1	1
Northern Iowa.....	0	1
Southern Illinois.....	1	0
Wichita State.....	0	0
TOTALS	4	2

Mountain West

AU: Won Lost		
Air Force.....	1	1
Boise State.....	0	0
Colorado State.....	2	2
Fresno State.....	0	0
Nevada.....	0	0
UNLV.....	1	4
New Mexico.....	1	0
San Diego State.....	0	0
San Jose State.....	1	0
Utah State.....	0	0
Wyoming.....	1	0
TOTALS	7	7

Northeast

AU: Won Lost		
Bryant University.....	0	0
Central Connecticut State.....	0	0
Fairleigh Dickinson.....	1	0
Long Island U.....	0	0
Mount St. Mary's.....	1	0
Robert Morris.....	1	0
Sacred Heart.....	0	0
St. Francis (N.Y.).....	0	0
St. Francis (Pa.).....	0	0
Wagner.....	0	0
TOTALS	3	0

Ohio Valley

AU: Won Lost		
Austin Peay.....	4	0
Belmont.....	2	0
Eastern Illinois.....	1	0
Eastern Kentucky.....	3	1
Jacksonville State.....	13	0
Morehead State.....	0	0
Murray State.....	3	1
SIU-Edwardsville.....	1	0
Southeast Missouri State.....	0	0
Tennessee State.....	1	0
Tennessee Tech.....	4	1
UT Martin.....	2	0
TOTALS	34	3

Pacific-12

AU: Won Lost		
Arizona.....	1	0
Arizona State.....	0	0
California.....	0	0
Colorado.....	0	3
Oregon.....	1	0
Oregon State.....	1	0
Southern Cal.....	0	2
Stanford.....	0	1
UCLA.....	0	0
Utah.....	1	0
Washington.....	0	1
Washington State.....	0	0
TOTALS	4	7

Patriot League

AU: Won Lost		
American.....	0	0
Army.....	0	0
Boston U.....	0	0
Bucknell.....	0	0
Colgate.....	0	0
Holy Cross.....	0	0
Lafayette.....	0	0
Lehigh.....	0	0
Loyola (Md.).....	0	0
Navy.....	5	1
TOTALS	5	1

Southeastern

AU: Won Lost		
Alabama.....	59	94
Arkansas.....	17	32
Florida.....	87	77
Georgia.....	91	92
Kentucky.....	18	91
LSU.....	66	85
Mississippi State.....	74	69
Missouri.....	1	4
Ole Miss.....	73	58
South Carolina.....	23	16
Tennessee.....	38	77
Texas A&M.....	4	8
Vanderbilt.....	51	88
TOTALS	602	791

Southern

AU: Won Lost		
The Citadel.....	1	1
Chattanooga.....	2	2
East Tennessee State.....	1	0
Furman.....	4	1
Mercer.....	16	16
North Carolina-Greensboro.....	0	0
Samford.....	22	2
Virginia Military Institute.....	0	2
Western Carolina.....	4	0
Wofford.....	6	2
TOTALS	56	26

Southland

AU: Won Lost		
Abilene Christian.....	0	0
Central Arkansas.....	0	0
Houston Baptist.....	0	0
Incarnate Word.....	0	0
Lamar.....	1	0
McNeese State.....	3	0
New Orleans.....	1	0
Nicholls State.....	5	1
Northwestern (La.) State.....	1	1
Sam Houston State.....	0	1
Southeastern Louisiana.....	4	0
Stephen F. Austin.....	0	0
Texas A&M-Corpus Christi.....	1	0
TOTALS	16	3

Southwestern Athletic

AU: Won Lost		
Alabama A&M.....	3	0
Alabama State.....	5	0
Alcorn State.....	0	0

Arkansas-Pine Bluff.....	5	0
Grambling State.....	5	0
Jackson State.....	1	0
Mississippi Valley State.....	0	0
Prairie View A&M.....	0	0
Southern (Baton Rouge).....	1	0
Texas Southern.....	3	0
TOTALS	23	0

Summit League

AU: Won Lost		
Denver.....	1	0
IPFW.....	1	0
IUPUI.....	1	0
Nebraska-Omaha.....	0	0
North Dakota State.....	0	0
Oral Roberts.....	1	1
South Dakota.....	0	0
South Dakota State.....	0	0
Western Illinois.....	0	0
TOTALS	4	1

Sun Belt

AU: Won Lost		
Appalachian State.....	1	0
Arkansas-Little Rock.....	1	0
Arkansas State.....	0	1
Coastal Carolina.....	2	1
Georgia Southern.....	7	0
Georgia State.....	5	1
Louisiana-Lafayette.....	6	3
Louisiana-Monroe.....	3	0
South Alabama.....	5	4
Texas-Arlington.....	0	0
Texas State.....	0	0
Troy.....	10	1
TOTALS	40	11

West Coast

AU: Won Lost		
Brigham Young.....	1	0
Gonzaga.....	0	0
Loyola Marymount.....	0	0
Pacific.....	0	0
Pepperdine.....	1	1
Portland.....	0	0
St. Mary's (Calif.).....	0	0
San Diego.....	1	0
San Francisco.....	0	0
Santa Clara.....	0	0
TOTALS	3	1

Western Athletic

AU: Won Lost		
Cal State Bakersfield.....	0	0
Chicago State.....	0	0
Grand Canyon.....	0	0
UMKC.....	0	0
New Mexico State.....	0	0
Seattle.....	0	0
Texas Pan-American.....	1	0
Utah Valley.....	0	0
TOTALS	1	0

NOTE: All conferences based on current alignment



Year-by-Year Record

Year	Coach	Overall				Pct.	Won	SEC Lost	Pct.	Finish
		Won	Lost	Tied	Pct.					
1905-06	Mike Donahue	5	1	1	.786					
1906-07	Mike Donahue	4	2		.667					
1907-08	Mike Donahue	6	5		.545					
1908-09	Mike Donahue	4	3		.571					
1909-10	Mike Donahue	11	6		.647					
1910-11	Mike Donahue	3	5		.375					
1911-12	Mike Donahue	2	6		.250					
1912-13	Mike Donahue	6	9		.400					
1913-14	Mike Donahue	3	10		.231					
1914-15	Mike Donahue	3	5		.375					
1915-16	Mike Donahue	3	5		.375					
1916-17	Mike Donahue	2	2		.500					
1917-18	Mike Donahue	2	3		.400					
1918-19	Mike Donahue	4	3		.571					
1919-20	Mike Donahue	11	7		.611					
1920-21	Mike Donahue	5	8		.385					
1921-22	Wilbur Hutsell	5	8		.385					
1922-23	Wilbur Hutsell	7	7		.500					
1923-24	Wilbur Hutsell	4	9		.308					
1924-25	Herb Bunker	3	11		.214					
1925-26	Mike Papke	5	10		.333					
1926-27	Mike Papke	13	6		.684					
1927-28	Mike Papke	20	2		.909					
1928-29	George Bohler	6	15		.286					
1929-30	Hal Lee	1	10		.091					
1930-31	Sam McAllister	9	6		.600					
1931-32	Sam McAllister	12	3		.800					
1932-33	Sam McAllister	4	9		.308	4	7	.364	9th	
1933-34	Ralph Jordan	2	11		.154	2	9	.182	12th	
1934-35	Ralph Jordan	4	13		.235	3	9	.250	11th	
1935-36	Ralph Jordan	10	7		.588	7	4	.636	5th	
1936-37	Ralph Jordan	11	4		.733	7	4	.636	4th	
1937-38	Ralph Jordan	14	5		.737	6	3	.667	4th	
1938-39	Ralph Jordan	16	6		.727	8	4	.667	5th	
1939-40	Ralph Jordan	7	10		.412	6	7	.462	8th	
1940-41	Ralph Jordan	13	6		.684	6	5	.545	7th	
1941-42	Ralph Jordan	11	6		.647	9	5	.643	5th	
1942-43	Bob Evans	1	14		.067	1	12	.083	11th	
1943-44				No Team						
1944-45	Bob Evans	3	14		.176	2	6	.250	9th	
1945-46	Ralph Jordan	7	9		.438	7	6	.538	5th	
1946-47	V.J. Edney	3	18		.143	1	15	.063	12th	
1947-48	Danny Doyle	12	10		.545	7	7	.500	4th	
1948-49	Danny Doyle	9	15		.375	5	11	.313	10th	
1949-50	Joel Eaves	17	7		.708	12	6	.667	3rd	
1950-51	Joel Eaves	12	10		.545	6	8	.429	5th	
1951-52	Joel Eaves	14	12		.538	6	8	.429	9th	
1952-53	Joel Eaves	13	8		.619	6	7	.462	5th	
1953-54	Joel Eaves	16	8		.667	8	6	.571	5th	
1954-55	Joel Eaves	11	9		.550	6	8	.429	8th	
1955-56	Joel Eaves	11	10		.523	8	6	.571	4th	
1956-57	Joel Eaves	13	8		.619	8	6	.571	6th	
1957-58	Joel Eaves	16	6		.727	11	3	.786	2nd	
1958-59	Joel Eaves	20	2		.909	12	2	.857	2nd	
1959-60	Joel Eaves	19	3		.864	12	2	.857	SEC Champs	
1960-61	Joel Eaves	15	7		.682	8	6	.571	5th	
1961-62	Joel Eaves	18	6		.750	11	3	.786	3rd	
1962-63	Joel Eaves	18	4		.818	10	4	.714	2nd	
1963-64	Bill Lynn	11	12		.478	6	8	.429	10th	
1964-65	Bill Lynn	16	9		.640	11	5	.688	3rd	
1965-66	Bill Lynn	16	10		.615	8	8	.500	7th	
1966-67	Bill Lynn	17	8		.680	12	6	.667	4th	
1967-68	Bill Lynn	13	13		.500	8	10	.444	6th	
1968-69	Bill Lynn	15	10		.600	10	8	.556	4th	
1969-70	Bill Lynn	15	11		.577	11	7	.611	3rd	
1970-71	Bill Lynn	11	15		.423	8	10	.445	6th	
1971-72	Bill Lynn	10	16		.385	6	12	.333	7th	
1972-73	Bill Lynn	6	20		.222	4	14	.222	9th	



Year-by-Year Record

Year	Coach	Overall			Won	SEC		Finish
		Won	Lost	Pct.		Lost	Pct.	
1973-74	Bob Davis	10	16	.385	5	13	.278	9th
1974-75	Bob Davis	18	8	.692	12	6	.667	3rd
1975-76	Bob Davis	16	10	.615	11	7	.611	4th
1976-77	Bob Davis	13	13	.500	6	12	.333	7th
1977-78	Bob Davis	13	14	.481	8	10	.444	5th
1978-79	Sonny Smith	13	16	.448	5	13	.278	9th
1979-80	Sonny Smith	10	18	.357	5	13	.278	9th
1980-81	Sonny Smith	11	16	.407	4	14	.222	9th
1981-82	Sonny Smith	14	14	.500	7	11	.389	7th
1982-83	Sonny Smith	15	13	.536	8	10	.444	8th
1983-84	Sonny Smith	20	11	.645	12	6	.667	2nd
1984-85	Sonny Smith	22	12	.647	8	10	.444	7th
1985-86	Sonny Smith	22	11	.667	13	5	.722	2nd
1986-87	Sonny Smith	18	13	.581	9	9	.500	5th
1987-88	Sonny Smith	19	11	.633	11	7	.611	2nd
1988-89	Sonny Smith	9	19	.321	2	16	.111	10th
1989-90	Tommy Joe Eagles	13	18	.419	8	10	.444	6th
1990-91	Tommy Joe Eagles	13	16	.448	5	13	.278	7th
1991-92	Tommy Joe Eagles	12	15	.444	5	11	.313	5th-Western
1992-93	Tommy Joe Eagles	15	12	.556	8	8	.500	3rd-Western
1993-94	Tommy Joe Eagles	11	17	.393	3	13	.188	6th-Western
1994-95	Cliff Ellis	16	13	.552	7	9	.438	4th-Western
1995-96	Cliff Ellis	19	13	.594	6	10	.375	t-4th-Western
1996-97	Cliff Ellis	16	15	.516	6	10	.375	t-3rd-Western
1997-98	Cliff Ellis	16	14	.533	7	9	.438	3rd-Western
1998-99	Cliff Ellis	29	4	.879	14	2	.875	SEC Champs
1999-2000	Cliff Ellis	24	10	.706	9	7	.563	2nd-Western
2000-01	Cliff Ellis	18	14	.563	7	9	.438	t-4th-Western
2001-02	Cliff Ellis	12	16	.429	4	12	.250	6th-Western
2002-03	Cliff Ellis	22	12	.647	8	8	.500	t-2nd-Western
2003-04	Cliff Ellis	14	14	.500	5	11	.313	t-4th-Western
2004-05	Jeff Lebo	14	17	.452	4	12	.250	t-5th-Western
2005-06	Jeff Lebo	12	16	.429	4	12	.250	t-5th-Western
2006-07	Jeff Lebo	17	15	.531	7	9	.438	t-3rd-Western
2007-08	Jeff Lebo	14	16	.467	4	12	.250	6th-Western
2008-09	Jeff Lebo	24	12	.667	10	6	.625	2nd-Western
2009-10	Jeff Lebo	15	17	.469	6	10	.375	t-4th-Western
2010-11	Tony Barbee	11	20	.355	4	12	.250	5th-Western
2011-12	Tony Barbee	15	16	.484	5	11	.313	t-10th
2012-13	Tony Barbee	9	23	.281	3	15	.167	14th
2013-14	Tony Barbee	14	16	.467	6	12	.333	12th
2014-15	Bruce Pearl	15	20	.429	4	14	.222	13th
2015-16	Bruce Pearl	11	20	.355	5	13	.278	13th

Coaching Records

Years	Coach	Seasons	Overall			Pct.	SEC		
			Won	Lost	Tied		Won	Lost	Pct.
1905-06 to 1920-21	Mike Donahue	16	74	80	1	.481			
1921-22 to 1923-24	Wilbur Hutsell	3	16	24		.421			
1924-25	Herb Bunker	1	3	11		.214			
1925-26 to 1927-28	Mike Papke	3	38	18		.679			
1928-29	George Bohler	1	6	15		.286			
1929-30	Hal Lee	1	1	10		.091			
1930-31 to 1932-33	Sam McAllister	3	25	18		.581	4	7	.364
1933-34 to 1941-42, 1945-46	Ralph Jordan	10	95	77		.552	61	56	.521
1942-43, 1944-45	Bob Evans	2	4	28		.125	3	18	.143
1946-47	V.J. Edney	1	3	18		.143	1	15	.063
1947-48 to 1948-49	Danny Doyle	2	21	25		.457	12	18	.400
1949-50 to 1962-63	Joel Eaves	14	213	100		.681	124	75	.623
1963-64 to 1972-73	Bill Lynn	10	130	124		.512	84	88	.488
1973-74 to 1977-78	Bob Davis	5	70	61		.534	42	48	.467
1978	Paul Lambert	2 months							
1978-79 to 1988-89	Sonny Smith	11	173	154		.529	84	114	.424
1989-90 to 1993-94	Tommy Joe Eagles	5	64	78		.451	29	55	.345
1994-95 to 2003-04	Cliff Ellis	10	186	125		.598	73	87	.456
2004-05 to 2009-10	Jeff Lebo	6	96	93		.508	35	61	.365
2010-11 to 2013-14	Tony Barbee	4	49	75		.395	18	50	.264
2014-15 to Present	Bruce Pearl	2	26	40		.394	9	27	.250
Totals		110 (82 SEC)	1293	1174	1	.524	579	719	.446



Tournament Participation By Tournament

ALL COLLEGE CLASSIC (2-4)

1967— Auburn 65, Arkansas 58
Oklahoma City 78, Auburn 68
Auburn 76, Virginia Tech 61
1948— Baylor 59, Auburn 44
Colorado A&M 46, Auburn 41
SMU 59, Auburn 41

BANK ONE FIESTA BOWL BASKETBALL CLASSIC (1-1)

1993— Michigan 102, Auburn 81
Auburn 81, Fordham 60

BAYOU CLASSIC (1-1)

1979— Auburn 74, Cal. St.-Long Beach 69
SW Louisiana 92, Auburn 75

BIG APPLE NIT (0-1)

1985— West Virginia 75, Auburn 58

BIG ISLAND INVITATIONAL (1-2)

1996— Colorado 78, Auburn 72 (ot)
Auburn 98, Hawaii-Hilo 92 (ot)
Texas Christian 86, Auburn 66

BIG SUN TOURNAMENT (2-0)

1978— Auburn 78, Oklahoma 70
Auburn 63, Navy 57

BIRMINGHAM CLASSIC (8-2)

1961— Auburn 67, LSU 50
Auburn 77, VPI 63
1960— Auburn 76, VPI 73
Auburn 74, Alabama 62
1959— Navy 68, Auburn 61
Auburn 59, Alabama 52
1958— Auburn 70, Wyoming 47
Auburn 79, Alabama 60
1957— Auburn 75, TCU 63
Miss. State 52, Auburn 37

BLADE GLASS CLASSIC (1-1)

1980— Air Force 48, Auburn 46 (ot)
Auburn 63, Columbia 55

BLUE ANGELS CLASSIC (2-2)

1991— Auburn 93, Slippery Rock 66
South Alabama 107, Auburn 87
1989— Auburn 75, Navy 61
Southern Miss 84, Auburn 73

BLUEBONNET BOWL TOURNAMENT (1-1)

1964— Houston 50, Auburn 48
Auburn 94, Rice 71

BLUE GRAY TOURNAMENT (2-2)

1955— Texas 83, Auburn 76
Eastern Kentucky 93, Auburn 71
1954— Auburn 91, Washington & Lee 81
Auburn 73, Tennessee 64

CAPITAL CITY CLASSIC (3-1)

1995— Auburn 92, Norfolk State 56
Auburn 84, Florida A&M 54
1994— Auburn 83, Florida A&M 70
Kansas State 78, Auburn 75

CARDINAL VARSITY CLUB CLASSIC (1-1)

1994— Auburn 77, Georgia Southern 45
Ball State 82, Auburn 74

CAROLINA INVITATIONAL (1-2)

1951— Auburn 66, Davidson 59
Georgia Tech 79, Auburn 62
South Carolina 70, Auburn 67

CAROUSEL TOURNAMENT (2-1)

1956— Auburn 89, Clemson 64
Auburn 66, St. Joseph's 64
Wake Forest 58, Auburn 48

CHARLESTON CLASSIC (1-3)

2012— Murray State 79, Auburn 59
Auburn 55, Col. of Charleston 51
Dayton 73, Auburn 63
Boston College 50, Auburn 49

COLONIAL CLASSIC (1-1)

1983— Auburn 78, Youngstown State 52
South Alabama 95, Auburn 73

COTTON STATES CLASSIC (1-1)

1987— Auburn 65, Villanova 64
Georgia Tech 83, Auburn 72

COUGAR CLASSIC (1-1)

1997— Pepperdine 62, Auburn 55
Auburn 63, Weber State 58

DR. PEPPER CLASSIC (1-1)

1991— Auburn 104, Eastern Kentucky 92
Tenn.-Chattanooga 87, Auburn 75

DR. PEPPER INVITATIONAL (2-0)

1995— Auburn 63, Liberty 58
Auburn 83, Baylor 64

ENERGIA SYSTEMS THANKSGIVING TOURNAMENT (2-1)

2000— Auburn 89, Robert Morris 71
Toledo 95, Auburn 90 (2ot)
Auburn 80, Providence 69

ESPN COLLEGE HOOPS TIP-OFF MARATHON (0-2)

2014— Colorado 90, Auburn 59
2015— Colorado 91, Auburn 84

GATOR BOWL TOURNAMENT (1-1)

1983— Wake Forest 76, Auburn 67
Auburn 95, Villanova 83

GREAT ALASKA SHOOTOUT (0-3)

1989— Michigan State 92, Auburn 79
Connecticut 95, Auburn 81
Alaska-Anchorage 109, Auburn 94

HAWAIIAN AIRLINES DIAMOND HEAD CLASSIC (2-4)

2015— Auburn 83, New Mexico 78
Harvard 69, Auburn 51
Hawai'i 79, Auburn 67
2011— Auburn 65, Hawai'i 62
Long Beach State 64, Auburn 48
UTEP 83, Auburn 76

HOUSTON CLASSIC (0-2)

1961— Texas A&M 62, Auburn 50
Houston 54, Auburn 49

ILLINI CLASSIC (1-1)

1987— Auburn 70, San Jose State 65
Illinois 107, Auburn 103 (ot)

IPTAY TOURNAMENT (0-2)

1973— Clemson 87, Auburn 72
Jacksonville 90, Auburn 78

IRON DUKE CLASSIC (0-2)

1981— William & Mary 58, Auburn 48
Duke 72, Auburn 71

KRYSTAL CLASSIC (1-1)

1984— VCU 78, Auburn 59
Auburn 95, Delaware 63

LOUISVILLE CLASSIC (1-1)

1976— Creighton 81, Auburn 76
Auburn 78, Rutgers 75

MARSHALL MEMORIAL INV. (2-0)

1977— Auburn 66, Southern Illinois 65
Auburn 112, Oklahoma State 94

MEMPHIS INVITATIONAL (1-1)

1953— Auburn 78, Memphis State 64
Ole Miss 65, Auburn 55

MGM GRAND MAIN EVENT (1-1)

2014— Tulsa 53, Auburn 35
Auburn 71, Oregon State 69

MOBILE CLASSIC (4-0)

1968— Auburn 73, Southern Miss 70
Auburn 75, Xavier 73
1966— Auburn 67, Florida State 59
Auburn 80, TCU 79

OLD DOMINION TOURNAMENT (1-1)

1970— Auburn 86, Xavier 73
Old Dominion 89, Auburn 76

PILLSBURY CLASSIC (1-1)

1974— Clemson 63, Auburn 59
Auburn 73, Navy 69

POINSETTIA TOURNAMENT (2-2)

1971— Auburn 103, Furman 78
Clemson 77, Auburn 67
1964— Clemson 77, Auburn 65
Auburn 107, Furman 86

PUERTO RICO SHOOTOUT (3-0)

1995— Auburn 70, La Salle 60
Auburn 82, James Madison 71
Auburn 82, #13 Louisville 78

RED LOBSTER CLASSIC (3-1)

1988— Villanova 84, Auburn 83
Auburn 95, Central Florida 68
1985— Auburn 78, Central Florida 49
Auburn 89, Boston College 85

SAN JUAN SHOOTOUT (8-1)

2004— Auburn 74, Delaware 46
Auburn 79, Middle Tenn. State 74
Toledo 68, Auburn 65
2002— AU 94, Puerto Rico-Mayaguez 64
Auburn 63, Denver 58
Auburn 94, Troy State 66
1999— #6 AU 109, P.R.-Mayaguez 52
#6 Auburn 73, Virginia Tech 63
#6 Auburn 87, Pepperdine 76

SEC-BIG EAST CHALLENGE (0-4)

2007— West Virginia 88, Auburn 59
2010— Rutgers 63, Auburn 54
2011— Seton Hall 81, Auburn 59
2012— DePaul 80, Auburn 76

SEC-BIG 12 CHALLENGE (1-1)

2013— #17 Iowa State 99, Auburn 70
2014— Texas Tech 46, Auburn 44
2016— Oklahoma State 74, Auburn 63

SHOW ME CLASSIC (0-2)

1979— Arkansas State 69, Auburn 62
George Washington 71, Auburn 60

SOUTH PADRE ISLAND INVITATIONAL (2-2)

2006— Auburn 95, Winston-Salem St. 62
Auburn 64, East Tenn. State 58
Oklahoma State 66, Auburn 65
#7 Wisconsin 77, Auburn 63

SUGAR BOWL TOURNAMENT (4-6)

1990— Villanova 88, Auburn 71
Auburn 84, Tulane 71
1977— Southern Cal 85, Auburn 74
Temple 74, Auburn 73
1965— Dayton 85, Auburn 71
Houston 89, Auburn 76
1963— Duke 84, Auburn 67
Auburn 62, Loyola (N.O.) 52
1962— Auburn 64, Xavier 57
Auburn 71, Houston 69

SUN BOWL CLASSIC (3-3)

1986— Auburn 89, Iowa State 87
UTEP 87, Auburn 82
1975— SMU 87, Auburn 85 (ot)
Auburn 92, Tulsa 74
1973— UTEP 68, Auburn 56
Auburn 88, Lamar 78

TAMPA INVITATIONAL (3-1)

1967— St. Bonaventure 77, Auburn 73
Auburn 70, Rutgers 62
1965— Auburn 76, Columbia 75 (ot)
Auburn 59, Florida State 58

TROJAN CLASSIC (0-2)

1972— Southern Cal 73, Auburn 66
Western Kentucky 87, Auburn 72

UNITED AIRLINES TIP-OFF CLASSIC (2-0)

1998— Auburn 70, Rutgers 55
Auburn 84, Hawaii 57

USAIR EAST COAST CLASSIC (1-1)

1992— Auburn 65, Louisiana Tech 45
UNC-Wilmington 91, Auburn 80

UTAH HILTON CLASSIC (2-0)

1982— Auburn 69, Cal State-Fullerton 60
Auburn 71, Utah 62

VANDERBILT CLASSIC (2-0)

1969— Auburn 70, St. Louis 66
Auburn 85, Dartmouth 76

VOLUNTEER INVITATIONAL (0-2)

1966— Tennessee 73, Auburn 49
Miami (Fla.) 87, Auburn 73

WENDY'S CLASSIC (1-1)

1985— Auburn 80, Kentucky Wesleyan 71
Western Kentucky 71, Auburn 58



Tournament Participation By Year

2015

Hawaiian Airlines Diamond Head Classic in Honolulu, Hawai'i
 Dec. 22—Auburn 83, New Mexico 78
 Dec. 23—Harvard 69, Auburn 51
 Dec. 25—Hawai'i 79, Auburn 67

2014

MGM Grand Main Event in Las Vegas, Nev.
 Nov. 24—Tulsa 53, Auburn 35
 Nov. 26—Auburn 71, Oregon State 69

2012

Charleston Classic in Charleston, S.C.
 Nov. 15—Murray State 79, Auburn 59
 Nov. 16—Auburn 55, Col. of Charleston 51
 Nov. 18—Dayton 73, Auburn 63
 Nov. 21—Boston College 50, Auburn 49*
 (*Finale was in Chestnut Hill, Mass.)

2011

Hawaiian Airlines Diamond Head Classic in Honolulu, Hawai'i
 Dec. 22—Auburn 65, Hawai'i 62
 Dec. 23—Long Beach State 64, Auburn 43
 Dec. 25—UTEP 83, Auburn 76

2004

San Juan Shootout in Carolina, P.R.
 Dec. 20—Auburn 74, Delaware 46
 Dec. 21—Auburn 79, Middle Tenn. State 74
 Dec. 22—Toledo 68, Auburn 65
 (Auburn crowned as Champions via tiebreaker)

2006

South Padre Island Invitational in South Padre Island, Texas and Auburn, Ala.
 Nov. 17—Auburn 95, Winston-Salem 62
 Nov. 19—Auburn 64, East Tenn. State 58
 Nov. 24—Oklahoma State 66, Auburn 65
 Nov. 25—Wisconsin 77, Auburn 63

2002

San Juan Shootout in Caguas, P.R.
 Dec. 20—Auburn 94, Puerto Rico-Mayaguez 64
 Dec. 21—Auburn 63, Denver 58
 Dec. 22—Auburn 94, Troy State 66 (Champs)

2000

Energia Systems Thanksgiving Tour. in Kansas City, Mo.
 Nov. 24—Auburn 89, Robert Morris 71
 Nov. 25—Toledo 95, Auburn 90 (2OT)
 Nov. 26—Auburn 80, Providence 69

1999

San Juan Shootout in San Juan, P.R.
 Dec. 20—#6 Auburn 109, P.R.-Mayaguez 52
 Dec. 21—#6 Auburn 73, Virginia Tech 63
 Dec. 22—#6 Auburn 87, Pepperdine 76 (Champs)

1998

United Airlines Tip-Off Classic in Honolulu, HI
 Nov. 27—Auburn 70, Rutgers 55
 Nov. 28—Auburn 84, Hawaii 57 (Champions)

1997

Cougar Classic in Provo, Utah
 Dec. 12—Pepperdine 62, Auburn 55
 Dec. 13—Auburn 63, Weber State 58

1996

Big Island Invitational in Hilo, Hawaii
 Nov. 29—Colorado 78, Auburn 72 (OT)
 Nov. 30—Auburn 98, Hawaii-Hilo 92 (OT)
 Dec. 1—Texas Christian 86, Auburn 66

1995

Puerto Rico Shootout in Bayamon, P.R.
 Nov. 24—Auburn 70, La Salle 60
 Nov. 25—Auburn 82, James Madison 71
 Nov. 26—Auburn 82, #13 Louisville 78
 (Champions)

Dr. Pepper Invitational in Waco, Texas
 Dec. 8—Auburn 63, Liberty 58
 Dec. 9—Auburn 83, Baylor 64 (Champions)

Capital City Classic in Tallahassee, Fla.
 Dec. 29—Auburn 92, Norfolk State 56
 Dec. 30—Auburn 84, Florida A&M 54 (Champs)

1994

Cardinal Varsity Club Classic in Muncie, Ind.
 Dec. 2—Auburn 77, Georgia Southern 45
 Dec. 3—Ball State 82, Auburn 74

Capital City Classic in Tallahassee, Fla.
 Dec. 29—Auburn 83, Florida A&M 70
 Dec. 30—Kansas State 78, Auburn 75

1993

Bank One Fiesta Bowl Basketball Classic in Tucson, Ariz.
 Dec. 28—#7 Michigan 102, Auburn 81
 Dec. 30—Auburn 81, Fordham 60

1992

USAir East Coast Classic in Wilmington, N.C.
 Dec. 18—Auburn 65, Louisiana Tech 45
 Dec. 19—UNC-Wilmington 91, Auburn 80

1991

Blue Angels Classic in Pensacola, Fla.
 Dec. 20—Auburn 93, Slippery Rock 66
 Dec. 21—South Alabama 107, Auburn 87

Dr. Pepper Classic in Chattanooga, Tenn.
 Dec. 28—Auburn 104, Eastern Kentucky 92
 Dec. 29—Tenn.-Chattanooga 87, Auburn 75

1990

USF&G Sugar Bowl Tourney in New Orleans, La.
 Dec. 27—Villanova 88, Auburn 71
 Dec. 28—Auburn 84, Tulane 71

1989

Great Alaska Shootout in Anchorage, Alaska
 Nov. 24—Michigan State 92, Auburn 79
 Nov. 25—Connecticut 95, Auburn 81
 Nov. 26—Alaska-Anchorage 109, Auburn 94

Blue Angels Classic in Pensacola, Fla.
 Dec. 28—Auburn 75, Navy 61
 Dec. 29—Southern Miss 84, Auburn 73

1988

Red Lobster Classic in Orlando, Fla.
 Dec. 28—Villanova 84, Auburn 83
 Dec. 29—Auburn 95, Central Florida 68

1987

Illini Classic in Champaign, Ill.
 Dec. 11—Auburn 70, San Jose State 65
 Dec. 12—Illinois 107, Auburn 103 (OT)

Cotton States Classic in Atlanta, Ga.
 Dec. 29—Auburn 65, Villanova 64
 Dec. 30—Georgia Tech 83, Auburn 72

1986

Sun Bowl Classic in El Paso, Texas
 Dec. 28—#5 Auburn 89, Iowa State 87
 Dec. 29—UTEP 87, Auburn 82

1985

Big Apple NIT in Hartford, Conn.
 Nov. 22—West Virginia 75, #10 Auburn 58

Wendy's Classic in Bowling Green, Ky.
 Dec. 6—Auburn 80, Kentucky Wesleyan 71
 Dec. 7—Western Kentucky 71, Auburn 58

Red Lobster Classic in Orlando, Fla.
 Dec. 22—Auburn 78, Central Florida 49
 Dec. 23—Auburn 89, Boston College 85
 (Champions)

1984

Krystal Classic in Chattanooga, Tenn.
 Dec. 21—VCU 78, Auburn 59
 Dec. 22—Auburn 95, Delaware 63

1983

Colonial Classic in Mobile, Ala.
 Dec. 8—Auburn 78, Youngstown State 52
 Dec. 9—South Alabama 95, Auburn 73

Gator Bowl Tournament in Jacksonville, Fla.
 Dec. 27—#10 Wake Forest 76, Auburn 67
 Dec. 28—Auburn 95, Villanova 83

1982

Utah-Hilton Classic in Salt Lake City, Utah
 Dec. 28—Auburn 69, Cal State-Fullerton 60
 Dec. 29—Auburn 71, Utah 62 (Champs)

1981

Iron Duke Classic in Durham, N.C.
 Dec. 29—William & Mary 58, Auburn 48
 Dec. 30—Duke 72, Auburn 71

1980

Blade-Glass Classic in Toledo, Ohio
 Dec. 29—Air Force 48, Auburn 46 (OT)
 Dec. 30—Auburn 63, Columbia 55

1979

Show Me Classic in Columbia, Mo.
 Dec. 7—Arkansas State 69, Auburn 62
 Dec. 8—George Washington 71, Auburn 60

Bayou Classic in Lafayette, La.
 Dec. 21—Auburn 74, Cal St.-Long Beach 69
 Dec. 22—Southwestern La. 92, Auburn 75

1978

Big Sun Tournament in St. Petersburg, Fla.
 Dec. 15—Auburn 78, Oklahoma 70
 Dec. 16—Auburn 63, Navy 57 (Champions)



Tournament Participation By Year

1977

Marshall Memorial Inv. in Huntington, W. Va.
Dec. 10—Auburn 66, Southern Illinois 65
Dec. 11—Auburn 112, Oklahoma St. 94
(Champions)

Sugar Bowl Tournament in New Orleans, La.
Dec. 29—Southern Cal 85, Auburn 74
Dec. 30—Temple 74, Auburn 73

1976

Louisville Classic in Louisville, Ky.
Dec. 28—Creighton 81, #20 Auburn 76
Dec. 29—#20 Auburn 78, Rutgers 75

1975

Sun Carnival in El Paso, Texas
Dec. 19—SMU 87, #17 Auburn 85 (OT)
Dec. 20—#17 Auburn 92, Tulsa 74

1974

Pillsbury Classic in Minneapolis, Minn.
Dec. 27—Clemson 63, Auburn 59
Dec. 28—Auburn 73, Navy 69

1973

IPTAY Tournament in Clemson, S.C.
Nov. 30—Clemson 87, Auburn 72
Dec. 1—#17 Jacksonville 90, Auburn 78

Sun Carnival in El Paso, Texas
Dec. 21—Texas-El Paso 68, Auburn 56
Dec. 22—Auburn 88, Lamar 78

1972

Trojan Classic in Los Angeles, Calif.
Dec. 15—Southern Cal 73, Auburn 66
Dec. 16—Western Kentucky 87, Auburn 72

1971

Poinsettia Tournament in Greenville, S.C.
Dec. 29—Auburn 103, Furman 78
Dec. 30—Clemson 77, Auburn 67

1970

Old Dominion Tournament in Norfolk, Va.
Dec. 29—Auburn 86, Xavier 73
Dec. 30—Old Dominion 89, Auburn 76

1969

Vanderbilt Classic in Nashville, Tenn.
Dec. 19—Auburn 70, St. Louis 66
Dec. 20—Auburn 85, Dartmouth 76 (Champs)

1968

Mobile Classic in Mobile, Ala.
Dec. 27—Auburn 73, Southern Miss 70
Dec. 28—Auburn 75, Xavier 73 (Champions)

1967

Tampa Invitational in Tampa, Fla.
Dec. 18—St. Bonaventure 77, Auburn 73
Dec. 19—Auburn 70, Rutgers 62

All-College Classic in Oklahoma City, Okla.
Dec. 27—Auburn 65, Arkansas 58
Dec. 28—Oklahoma City 78, Auburn 68
Dec. 29—Auburn 76, Virginia Tech 61

1966

Volunteer Invitational in Knoxville, Tenn.
Dec. 16—Tennessee 73, Auburn 49
Dec. 17—Miami (Fla.) 87, Auburn 73

Mobile Classic in Mobile, Ala.
Dec. 27—Auburn 67, Florida State 59
Dec. 28—Auburn 80, TCU 79 (Champs)

1965

Tampa Invitational in Tampa, Fla.
Dec. 20—Auburn 76, Columbia 75 (OT)
Dec. 21—Auburn 59, Florida State 58 (Champs)

Sugar Bowl Tournament in New Orleans, La.
Dec. 29—Dayton 85, Auburn 71
Dec. 30—Houston 89, Auburn 76

1964

Bluebonnet Bowl Tournament in Houston, Texas
Dec. 15—Houston 50, Auburn 48
Dec. 17—Auburn 94, Rice 71

Poinsettia Classic in Greenville, S.C.
Dec. 27—Clemson 77, Auburn 65
Dec. 29—Auburn 107, Furman 86

1963

Sugar Bowl Tournament in New Orleans, La.
Dec. 30—Duke 84, Auburn 67
Dec. 31—Auburn 62, Loyola (N.O.) 52

1962

Sugar Bowl Tournament in New Orleans, La.
Dec. 28—Auburn 64, Xavier 57
Dec. 29—Auburn 71, Houston 69 (OT)
(Champions)

1961

Birmingham Classic in Birmingham, Ala.
Dec. 15—Auburn 67, LSU 50
Dec. 16—Auburn 77, VPI 63 (Champions)

Houston Classic in Houston, Texas
Dec. 22—Texas A&M 62, Auburn 50
Dec. 23—Houston 54, Auburn 49

1960

Birmingham Classic in Birmingham, Ala.
Dec. 16—#11 Auburn 76, VPI 73
Dec. 17—#11 Auburn 74, Alabama 62 (Champs)

1959

Birmingham Classic in Birmingham, Ala.
Dec. 18—Navy 68, Auburn 61
Dec. 19—Auburn 59, Alabama 52

1958

Birmingham Classic in Birmingham, Ala.
Dec. 19—#13 Auburn 70, Wyoming 47
Dec. 20—#13 Auburn 79, Alabama 60 (Champs)

1957

Birmingham Classic in Birmingham, Ala.
Dec. 13—Auburn 75, TCU 63
Dec. 14—Mississippi State 52, Auburn 37

1956

Carousel Tournament in Charlotte, N.C.
Dec. 17—Auburn 89, Clemson 64
Dec. 18—Auburn 66, St. Joseph's 64
Dec. 19—Wake Forest 58, Auburn 48

1955

Blue-Gray Tournament in Montgomery, Ala.
Dec. 16—Texas 83, Auburn 76
Dec. 17—Eastern Ky. 93, Auburn 71

1954

Blue-Gray Tournament in Montgomery, Ala.
Dec. 17—Auburn 91, Washington & Lee 81
Dec. 18—Auburn 73, Tennessee 64 (Champs)

1953

Memphis Invitational in Memphis, Tenn.
Jan. 2—Auburn 78, Memphis State 64
Jan. 3—Ole Miss 65, Auburn 55

1951

Carolina Invitational in Charlotte, N.C.
Dec. 28—Auburn 66, Davidson 59
Dec. 29—Georgia Tech 79, Auburn 62
Dec. 29—South Carolina 70, Auburn 67

1948

All College Classic in Oklahoma City, Okla.
Dec. 27—Baylor 59, Auburn 44
Dec. 28—Colorado A&M 46, Auburn 41
Dec. 29—SMU 59, Auburn 41



SEC Tournament (1933-52, 1979-2016)

2016
Bridgestone Arena in Nashville, Tenn. March 9—Tennessee 97, Auburn 59
2015
Bridgestone Arena in Nashville, Tenn. March 11—Auburn 74, Mississippi State 68 March 12—Auburn 66, Texas A&M 59 March 13—Auburn 73, LSU 70 (ot) March 14—#1 Kentucky 91, Auburn 67
2014
Georgia Dome in Atlanta, Ga. March 12—South Carolina 74, Auburn 56
2013
Bridgestone Arena in Nashville, Tenn. March 13—Texas A&M 71, Auburn 22
2012
New Orleans Arena in New Orleans, La. March 8—Ole Miss 68, Auburn 54
2011
Georgia Dome in Atlanta, Ga. March 10—Georgia 69, Auburn 51
2010
Bridgestone Arena in Nashville, Tenn. March 11—Florida 78, Auburn 69
2009
St. Pete Times Forum in Tampa, Fla. March 13—Auburn 61, Florida 58 March 14—Tennessee 94, Auburn 85
2008
The Georgia Dome in Atlanta, Ga. March 13—#17 Vanderbilt 93, Auburn 82
2007
The Georgia Dome in Atlanta, Ga. March 8—Georgia 80, Auburn 65
2006
Gaylord Entertainment Center in Nashville, Tenn. March 9—Vanderbilt 76, Auburn 71
2005
The Georgia Dome in Atlanta, Ga. March 10—Auburn 77, Vanderbilt 73 March 11—LSU 89, Auburn 58
2004
The Georgia Dome in Atlanta, Ga. March 11—Georgia 73, Auburn 59
2003
The Louisiana Superdome in New Orleans, La. March 13—Auburn 66, Tennessee 53 March 14—#2 Kentucky 78, Auburn 58
2002
The Georgia Dome in Atlanta, Ga. March 7—#11 Florida 81, Auburn 63
2001
Gaylord Entertainment Center in Nashville, Tenn. March 8—#24 Tennessee 73, Auburn 66
2000
The Georgia Dome in Atlanta, Ga. March 10—#23 Auburn 78, #10 Florida 70 March 11—#23 Auburn 77, So. Carolina 72 (ot) March 12—Arkansas 75, #23 Auburn 67

(runner-up)

1999
The Georgia Dome in Atlanta, Ga. March 5—#4 Auburn 93, Alabama 61 March 6—#14 Kentucky 69, #4 Auburn 57
1998
The Georgia Dome in Atlanta, Ga. March 5—Florida 68, Auburn 64
1997
The Pyramid in Memphis, Tenn. March 6—Auburn 67, Tennessee 54 March 7—#6 Kentucky 92, Auburn 50
1996
The Louisiana Superdome in New Orleans, La. March 7—Auburn 68, Vanderbilt 65 March 8—#25 Miss. State 69, Auburn 58
1995
The Georgia Dome in Atlanta, Ga. March 9—Auburn 81, South Carolina 66 March 10—#3 Kentucky 93, Auburn 81
1994
The Pyramid in Memphis, Tenn. March 10—Auburn 81, Vanderbilt 56 March 11—Alabama 83, Auburn 55
1993
Rupp Arena in Lexington, Ky. March 11—Tennessee 78, Auburn 76
1992
Birmingham-Jefferson Civic Center in B'ham, Ala. Ineligible to compete
1991
Memorial Gymnasium in Nashville, Tenn. March 8—Auburn 92, #16 LSU 77 March 9—#24 Alabama 77, Auburn 59
1990
Orlando Arena in Orlando, Fla. March 9—Auburn 78, #11 LSU 76 March 10—Alabama 87, Auburn 71
1989
Thompson-Boling Arena in Knoxville, Tenn. March 9—Ole Miss 80, Auburn 68
1988
Assembly Center in Baton Rouge, La. March 11—Georgia 65, Auburn 60
1987
The Omni in Atlanta, Ga. March 6—Auburn 79, Kentucky 72 March 7—#9 Alabama 87, Auburn 68
1986
Rupp Arena in Lexington, Ky. March 6—Mississippi State 65, Auburn 63
1985
Birmingham-Jefferson Civic Center in B'ham, Ala. March 6—Auburn 68, Ole Miss 60 March 7—Auburn 58, LSU 55 March 8—Auburn 43, Florida 42 March 9—Auburn 53, Alabama 49 (ot) (Champions)

1984

Memorial Gymnasium in Nashville, Tenn.
March 8—Auburn 59, Vanderbilt 58
March 9—Auburn 60, Tennessee 58
March 10—#3 Kentucky 51, Auburn 49
(runner-up)

1983

Birmingham-Jefferson Civic Center in B'ham, Ala.
March 10—Alabama 62, Auburn 61

1982

Rupp Arena in Lexington, Ky.
March 3—Auburn 38, Miss. State 36 (ot)
March 4—#15 Kentucky 89, Auburn 66

1981

Birmingham-Jefferson Civic Center in B'ham, Ala.
March 4—Florida 50, Auburn 48 (ot)

1980

Birmingham-Jefferson Civic Center in B'ham, Ala.
February 27—Auburn 79, Georgia 71
February 28—#2 Kentucky 69, Auburn 61

1979

Birmingham-Jefferson Civic Center in B'ham, Ala.
February 28—Auburn 59, Vanderbilt 53
March 1—Auburn 95, Georgia 91 (4ot)
March 2—#20 Tennessee 74, Auburn 65

1952

Jefferson County Armory in Louisville, Ky.
February 28—Alabama 63, Auburn 49

1951

Jefferson County Armory in Louisville, Ky.
March 2—Kentucky 84, Auburn 54

1950

Jefferson County Armory in Louisville, Ky.
March 3—LSU 73, Auburn 45

1949

Jefferson County Armory in Louisville, Ky.
March 4—Kentucky 70, Auburn 39

1948

Jefferson County Armory in Louisville, Ky.
March 4—Tulane 47, Auburn 40

1947

Jefferson County Armory in Louisville, Ky.
February 28—Kentucky 84, Auburn 18

1946

Jefferson County Armory in Louisville, Ky.
February 28—Kentucky 69, Auburn 24

1945

Jefferson County Armory in Louisville, Ky.
February 29—Tennessee 56, Auburn 24

1944

Jefferson County Armory in Louisville, Ky.
February 24-25—Auburn did not participate due to World War II.

1943

Jefferson County Armory in Louisville, Ky.
February 25—LSU 67, Auburn 38



SEC Tournament (1933-52, 1979-2015) / Southern Conference Results (1921-32)

1942

Jefferson County Armory in Louisville, Ky.
 February 26—Auburn 36, Vanderbilt 34
 February 27—Auburn 45, Tulane 36
 February 28—Kentucky 40, Auburn 31

1941

Jefferson County Armory in Louisville, Ky.
 February 28—Alabama 38, Auburn 16

1940

Alumni Memorial Gymnasium in Knoxville, Tenn.
 February 28—Georgia 48, Auburn 41

1939

Alumni Memorial Gymnasium in Knoxville, Tenn.
 March 1—Auburn 43, Tulane 30
 March 2—Tennessee 49, Auburn 35

1938

John Parker Agricultural Center in Baton Rouge, La.
 March 3—LSU 60, Auburn 34

1937

Alumni Memorial Gymnasium in Knoxville, Tenn. Feb.
 26-March 1: Auburn did not participate.

1936

Alumni Memorial Gymnasium in Knoxville, Tenn.
 February 28—Auburn 43, Georgia 26
 February 29—Tennessee 43, Auburn 25

1935

No SEC Tournament held

1934

Atlanta Athletic Club in Atlanta, Ga.
 February 23—Tennessee 43, Auburn 26

1933

Atlanta Athletic Club in Atlanta, Ga.
 February 24—LSU 57, Auburn 33

**SOUTHERN CONFERENCE TOURNAMENT
 RESULTS (1921-1932)**
1932

Southern Conference Tournament in Atlanta, Ga.
 February 26—Auburn 34, N.C. State 33
 February 27—Auburn 30, LSU 22
 February 28—North Carolina 52, Auburn 31

1931

Southern Conference Tournament in Atlanta, Ga.
 February 27—Auburn 33, Virginia 26
 February 28—Georgia 31, Auburn 27

1930

Auburn did not participate

1929

Southern Conference Tournament in Atlanta, Ga.
 March 1—Georgia 42, Auburn 24

1928

Southern Conference Tournament in Atlanta, Ga.
 February 27—Auburn 27, Clemson 26
 February 28—Auburn 30, Georgia Tech 29
 March 1—Auburn 42, Mississippi State 34
 March 2—Ole Miss 32, Auburn 31

1927

Southern Conference Tournament in Atlanta, Ga.
 February 25—Auburn 38, VPI 33
 February 26—North Carolina 28, Auburn 15

1926

Southern Conference Tournament in Atlanta, Ga.
 February 26—N.C. State 32, Auburn 26

1925

Southern Conference Tournament in Atlanta, Ga.
 February 18—Virginia 29, Auburn 27

1924

Southern Conference Tournament in Atlanta, Ga.
 February 29—Auburn 35, Georgia Tech 29
 March 1—Alabama 40, Auburn 19

1923

Southern Conference Tournament in Atlanta, Ga.
 February 27—Mercer 45, Auburn 24

1922

Southern Intercollegiate Tournament in Atlanta, Ga.
 February 24—Auburn 32, Newberry 21
 February 27—North Carolina 32, Auburn 27

1921

Southern Intercollegiate Tournament in Atlanta, Ga.
 March 3—Auburn 45, Clemson 25
 March 4—Georgia 32, Auburn 24



NCAA Tournament

RESULTS

1984

NCAA East First Round at the Charlotte Coliseum in Charlotte, N.C.
March 15—Richmond 72, Auburn 71

1985

NCAA Southeast First and Second Rounds at the Athletic and Convocation Center in South Bend, Ind.
March 14—Auburn 59, Purdue 58
March 16—Auburn 66, #13 Kansas 64
Southeast Regional at the Birmingham Coliseum in Birmingham, Ala.
March 22—#7 North Carolina 62, Auburn 56

1986

NCAA West First and Second Rounds at the Long Beach Arena in Long Beach, Calif.
March 14—Auburn 73, Arizona 63
March 16—Auburn 81, #4 St. John's 65
West Regional Semifinals/Finals at The Summit in Houston, Texas
March 20—Auburn 70, UNLV 63
March 22—Louisville 84, Auburn 76

1987

NCAA Midwest First and Second Rounds at the Indiana Hoosier Dome in Indianapolis, Ind.
March 12—Auburn 62, San Diego 61
March 14—Indiana 107, Auburn 90

1988

NCAA Southeast First and Second Rounds at The Omni in Atlanta, Ga.
March 17—Auburn 90, Bradley 86
March 19—Oklahoma 107, Auburn 87

1999

NCAA South First and Second Rounds at the RCA Dome in Indianapolis, Ind.
March 11—Auburn 80, Winthrop 41
March 13—Auburn 81, Oklahoma State 74
South Regional Semifinals at Thompson-Boling Arena in Knoxville, Tenn.
March 18—Ohio State 72, Auburn 64

2000

NCAA Midwest First and Second Rounds at the Hubert H. Humphrey Metrodome in Minneapolis, Minn.
March 16—#22 Auburn 72, Creighton 69
March 17—#6 Iowa State 79, #22 Auburn 60

2003

NCAA East First and Second Rounds at the St. Pete Times Forum in Tampa, Fla.
March 21—Auburn 65, Saint Joseph's 63 (ot)
March 23—Auburn 68, #8 Wake Forest 62
East Regional Semifinals at the Pepsi Arena in Albany, N.Y.
March 28—#12 Syracuse 79, Auburn 78

NCAA TOTALS: Won 12, Lost 8 (.600)

RECORDS

INDIVIDUAL SINGLE GAME

Points—36, Chris Morris (1988 vs. Bradley)
Field Goals—12, Chuck Person (1986 vs. UNLV and St. John's)
12, Marquis Daniels (2003 vs. Syracuse)
Field Goals Att.—25, Chuck Person (1985 vs. North Carolina)
3-Pointers Made—4, Gerald White (1987 vs. Indiana), Daymeon Fishback (2000 vs. Creighton), Nathan Watson (2003 vs. Syracuse)
3-Pointers Attempted—9, Gerald White (1987 vs. Indiana),
9, Derrick Bird (2003 vs. Syracuse)
Free Throws—12, Jeff Moore (1988 vs. Oklahoma)
12, Chris Morris (1988 vs. Bradley)

Free Throws Attempted—13, Jeff Moore (1988 vs. Oklahoma)
13, Chris Morris (1988 vs. Bradley)
Rebounds—17, Charles Barkley (1984 vs. Richmond)
Assists—10, Gerald White (1987 vs. Indiana, '86 vs. UNLV)

NCAA TOURNAMENT

Points by a Player—95, Chuck Person (1986, 4 games)
Field Goals by a Player—44, Chuck Person (1986, 4 games)
3-Pointers by a Player—7, Derrick Bird (2003, 3 games)
Free Throws by a Player—16, Chris Morris (1988, 2 games),
16, Gerald White (1986, 4 games)
Rebounds by a Player—38, Chuck Person (1986, 4 games)
Assists by a Player—34, Gerald White (1986, 4 games)
Points by a Team—300 (1986, 4 games)
Field Goals by a Team—126 (1986, 4 games)
Free Throws by a Team—48 (1986, 4 games)
Rebounds by a Team—143 (1986, 4 games)

CAREER

Points—162, Chuck Person (1984, '85, '86, 8 games)
Field Goals—76, Chuck Person (1984, '85, '86, 8 games)
Free Throws—30, Jeff Moore (1985, '86, '87, '88, 11 games)
Rebounds—94, Jeff Moore (1985, '86, '87, '88, 11 games)
Assists—63, Gerald White (1984, '85, '86, '87, 10 games)

TEAM SINGLE GAME

Points—90 (1988 vs. Bradley, 1987 vs. Indiana)
Field Goals—36 (1987 vs. Indiana)
Field Goals Attempted—86 (1987 vs. Indiana)
Field Goal Percentage—.532 (33-62, 1986 vs. Louisville)
3-Pointers—11 (2000 vs. Creighton)
3-Pointers Attempted—24 (1988 vs. Oklahoma)
3-Point Percentage—.524 (11-21, 2000 vs. Winthrop)
Free Throws—23 (1988 vs. Bradley)
Free Throws Attempted—27 (1988 vs. Bradley)
Free Throw Percentage—.923 (12-13, 1987 vs. Indiana)
Rebounds—57 (1988 vs. Oklahoma)
Personal Fouls—25 (1987 vs. Indiana)

OPPONENT INDIVIDUAL SINGLE GAME

Points—44, Hersey Hawkins (1988 for Bradley)
Field Goals—15, Hersey Hawkins (1988 for Bradley)
Field Goals Attempted—25, Hersey Hawkins (1988 for Bradley)
3-Pointers Made—7, Steve Alford (1987 for Indiana)
3-Pointers Attempted—11, Steve Alford (1987 for Indiana)
Free Throws—9, Stacey King (1988 for Oklahoma)
9, Daryl Thomas (1987 for Indiana)
Free Throws Attempted—12, Stacey King (1988 for Oklahoma)
Rebounds—13, Rick Calloway (1987 for Indiana)
Assists—15, Keith Smart (1987 for Indiana)

OPPONENT TEAM SINGLE GAME

Points—107 (1988 by Oklahoma, 1987 by Indiana)
Field Goals—41 (1988 by Oklahoma)
Field Goals Attempted—76 (1988 by Oklahoma)
Field Goal Percentage—.603 (38-63, 1987 by Indiana)
3-Pointers—12 (2000 by Creighton)
3-Pointers Attempted—32 (2000 by Creighton)
3-Point Percentage—.538 (7-13, 1987 by Indiana)
Free Throws—25 (2000 by #6 Iowa State)
Free Throws Attempted—31 (2000 by #6 Iowa State)
Free Throw Percentage—.857 (24-28, 1987 by Indiana),
.857 (18-21, 2003 by Wake Forest)
Rebounds—45 (1987 by Indiana)
Personal Fouls—23 (1988 by Oklahoma and Bradley),
23 (2003 by Wake Forest)



NCAA Tournament Box Scores

(12 seed) **Richmond 72**, (5 seed) **Auburn 71**

March 15, 1984

NCAA First Round East Regional
Charlotte Coliseum • Charlotte, N.C.

Richmond	FG-FGA	FT-FTA	REB	PF	TP	MIN	A	TO	BLK	S
John Newman	11-22	4-5	1	3	26	39	0	3	2	1
John Davis	3-5	0-1	12	4	6	36	4	2	0	2
Bill Flye	8-14	3-4	5	5	19	38	0	4	0	2
Greg Beckwith	1-3	3-4	7	1	5	40	9	1	0	4
Kelvin Johnson	6-10	4-5	2	3	16	40	2	3	0	0
Tim Hardin	0-1	0-0	1	2	0	5	0	0	0	0
Lee Goss	0-0	0-1	0	0	0	2	0	0	0	0
Totals	29-55	14-20	31	18	72	200	15	13	2	9

FG%: 1st Half 18-28 .643, 2nd Half 11-27 .407, Game 29-55 .527; FT%: 1st Half 3-3 1.000, 2nd Half 11-17 .647, Game 14-20 .700; Team Rebounds: 3; Deadball Rebounds: 2.

Auburn	FG-FGA	FT-FTA	REB	PF	TP	MIN	A	TO	BLK	S
Greg Turner, F	4-9	4-6	3	2	12	32	1	3	1	0
Chuck Person, F	5-16	0-1	9	5	10	34	1	2	0	1
Charles Barkley, C	8-10	7-9	17	4	23	32	4	4	2	2
Gerald White, G	4-10	1-1	0	4	9	33	3	3	0	0
Frank Ford, G	0-1	0-0	2	0	0	22	2	1	0	0
Paul Daniels	2-3	0-0	1	3	4	25	2	1	1	0
Vern Strickland	5-10	1-2	1	3	11	21	1	1	0	2
Carey Holland	1-1	0-0	0	0	2	1	0	0	0	0
Totals	29-60	13-19	34	21	71	200	14	15	4	5

FG%: 1st Half 10-24 .417, 2nd Half 19-36 .528, Game 29-60 .483; FT%: 1st Half 2-5 .400, 2nd Half 11-14 .786, Game 13-19 .684; Team Rebounds: 1; Deadball Rebounds: 2.

SCORE BY PERIODS	1	2	F	
Richmond	39	33	—	72
Auburn	22	49	—	71

OFFICIALS—Jim Howell, Phil Robinson, Jim Burr
TECHNICAL FOULS—None.
ATTENDANCE—11,666



Charles Barkley scored 23 points to lead Auburn in its first-ever NCAA Tournament appearance. The fifth-seeded Tigers were upset by 12th-seeded Richmond 72-71.

(11 seed) **Auburn 59**, (6 seed) **Purdue 58**

March 14, 1985

NCAA First Round Southeast Regional
Athletic & Convocation Center • South Bend, Ind.

Auburn	FG-FGA	FT-FTA	REB	PF	TP	MIN	A	TO	BLK	S
Chuck Person, F	9-17	2-2	8	3	20	39	0	2	1	2
Chris Morris, F	9-14	1-2	3	1	19	37	0	2	2	0
Jeff Moore, C	1-5	0-0	7	3	2	28	1	1	1	0
Frank Ford, G	4-7	1-1	6	2	9	39	3	3	0	3
Gerald White, G	3-5	1-4	5	1	7	37	4	3	0	0
Carey Holland	1-1	0-0	0	1	2	10	0	0	0	0
Johnny Lynn	0-2	0-0	1	0	0	7	0	0	0	0
Darren Guest	0-1	0-0	0	0	0	3	0	0	0	0
Totals	27-52	5-9	35	11	59	200	8	11	4	5


FG%: 1st Half 14-28 .500, 2nd Half 13-24 .541, Game 27-52 .519; FT%: 1st Half 3-5 .600, 2nd Half 2-4 .500, Game 5-9 .555; Team Rebounds: 5; Deadball Rebounds: 1.

Purdue	FG-FGA	FT-FTA	REB	PF	TP	MIN	A	TO	BLK	S
Mark Atkinson	0-2	0-0	3	4	0	36	2	0	1	1
Todd Mitchell	0-2	0-0	2	2	0	11	0	0	0	2
James Bullock	6-15	1-3	10	4	13	40	0	3	0	0
Troy Lewis	9-17	1-2	2	1	19	30	1	0	0	1
Steve Reid	9-17	0-2	3	4	18	39	6	1	1	2
Mack Gadis	0-1	0-0	0	0	0	10	0	1	0	0
Herb Robinson	0-0	0-0	0	0	0	5	0	0	0	0
Robert Littlejohn	3-5	2-2	9	0	8	29	0	2	0	1
Totals	27-59	4-9	29	15	58	200	9	7	2	7

FG%: 1st Half 12-29 .413, 2nd Half 15-30 .500, Game 27-59 .457; FT%: 1st Half 1-3 .333, 2nd Half 3-6 .500, Game 4-9 .444; Team Rebounds: 0; Deadball Rebounds: 1.

SCORE BY PERIODS	1	2	F	
Auburn	31	28	—	59
Purdue	25	33	—	58

OFFICIALS—Tom Fraim, Rich Eichorst, Ron Labetich
TECHNICAL FOULS—None.
ATTENDANCE—10,480



Auburn, an 11th-seed, won its first-ever NCAA Tournament game 59-58 over sixth-seeded Purdue. Chris Morris was 9-14 from the field and scored 19 points.



NCAA Tournament Box Scores

(11 seed) Auburn 66, (3 Seed) #13 Kansas 64

March 16, 1985

NCAA Second Round Southeast Regional
Athletic & Convocation Center • South Bend, Ind.

(2 seed) #7 North Carolina 62, (11 seed) Auburn 56

March 22, 1985

NCAA Southeast Regional Semifinal
Birmingham Coliseum • Birmingham, Ala.

Auburn	FG-FGA	FT-FTA	REB	PF	TP	MIN	A	TO	BLK	S
Chuck Person, F	10-19	1-2	5	4	21	31	2	0	0	0
Chris Morris, F	4-9	0-1	4	1	8	40	1	0	1	0
Jeff Moore, C	2-7	1-1	5	1	5	25	0	1	1	0
Frank Ford, G	9-9	5-6	7	3	23	37	1	4	0	0
Gerald White, G	1-2	7-8	2	3	9	38	5	4	0	0
Carey Holland	0-0	0-0	3	2	0	20	0	1	0	0
Johnny Lynn	0-0	0-0	0	0	0	5	0	0	0	0
Darren Guest	0-3	0-0	5	0	0	4	0	1	1	1
Totals	26-49	14-18	33	14	66	200	9	11	3	1


FG%: 1st Half 13-26 .500, 2nd Half 13-23 .565, Game 26-49 .531; FT%: 1st Half 4-5 .800, 2nd Half 10-13 .769, Game 14-18 .778; Team Rebounds: 2; Deadball Rebounds: 1.

Kansas	FG-FGA	FT-FTA	REB	PF	TP	MIN	A	TO	BLK	S
Danny Manning	3-12	1-2	8	4	7	22	1	0	0	1
Ron Kellogg	8-16	1-1	5	2	17	38	1	0	0	1
Greg Dreiling	1-4	0-0	6	4	2	29	0	3	0	0
Cedric Hunter	4-9	1-2	3	2	9	33	4	0	0	2
Calvin Thompson	10-16	1-2	1	3	21	37	2	1	0	0
Mark Turgeon	1-2	0-0	1	0	2	7	0	1	0	0
Milton Newton	0-1	0-0	1	0	0	4	0	0	0	0
Chris Piper	3-4	0-0	1	3	6	20	1	0	0	2
Tad Boyle	0-0	0-0	0	0	0	2	0	0	0	0
Mark Pellock	0-0	0-0	1	0	0	8	0	0	0	1
Totals	30-64	4-7	30	18	64	200	9	5	0	7

FG%: 1st Half 14-28 .500, 2nd Half 16-36 .444, Game 30-64 .469; FT%: 1st Half 0-0 .000, 2nd Half 4-7 .571, Game 4-7 .571; Team Rebounds: 3; Deadball Rebounds: 0.

SCORE BY PERIODS	1	2	F
Auburn	30	36	—
Kansas	28	36	—

OFFICIALS—Tom Fraim, Jim Bain, Larry Lembo
TECHNICAL FOULS—None.
ATTENDANCE—10,751 (c)



Sonny Smith hugs Frank Ford after Ford scored a game-high 23 points to lead Auburn to a 66-64 upset of third-seeded Kansas.

Auburn	FG-FGA	FT-FTA	REB	PF	TP	MIN	A	TO	BLK	S
Chuck Person, F	8-25	0-0	12	4	16	39	3	3	1	2
Chris Morris, F	3-10	1-2	9	2	7	38	0	0	0	2
Jeff Moore, C	2-3	0-0	2	3	4	17	1	0	0	0
Frank Ford, G	8-14	1-2	4	2	17	37	3	2	0	0
Gerald White, G	2-5	0-0	1	4	4	37	2	0	0	0
Carey Holland	2-2	4-8	1	2	8	22	0	0	1	0
Johnny Lynn	0-0	0-0	0	1	0	5	0	0	0	0
Darren Guest	0-0	0-0	1	0	0	5	0	0	0	0
Totals	25-59	6-12	33	18	56	200	9	5	2	4


FG%: 1st Half 9-27 .333, 2nd Half 16-32 .500, Game 25-59 .424; FT%: 1st Half 5-9 .556, 2nd Half 1-3 .333, Game 6-12 .500; Team Rebounds: 3; Deadball Rebounds: 3.

North Carolina	FG-FGA	FT-FTA	REB	PF	TP	MIN	A	TO	BLK	S
Dave Popson	2-4	0-0	4	1	4	14	0	0	0	0
Brad Daugherty	5-8	0-2	8	2	10	39	3	2	2	0
Joe Wolf	4-6	2-2	7	3	10	35	3	1	0	0
Buzz Peterson	0-5	0-0	2	2	0	29	2	4	0	0
Kenny Smith	9-12	4-5	3	1	22	38	6	0	0	2
Ranzino Smith	1-5	2-2	2	0	4	14	1	0	0	0
Curtis Hunter	0-1	0-2	1	0	0	5	0	0	0	0
Warren Martin	4-8	4-5	5	3	12	26	1	1	1	0
Totals	25-49	12-18	32	12	62	200	16	8	3	2

FG%: 1st Half 14-27 .519, 2nd Half 11-22 .500, Game 25-49 .510; FT%: 1st Half 5-10 .500, 2nd Half 7-8 .875, Game 12-18 .667; Team Rebounds: 0; Deadball Rebounds: 2.

SCORE BY PERIODS	1	2	F
Auburn	23	33	—
North Carolina	33	29	—

OFFICIALS—Tim Higgins, Jim Burr, J.C. Leinbech
TECHNICAL FOULS—None.
ATTENDANCE—16,843 (c)



Auburn fell to North Carolina, a two seed, 62-56 in the Tigers' first-ever trip to the "Sweet Sixteen." Chuck Person totaled 16 points and 12 rebounds.



NCAA Tournament Box Scores

(8 seed) Auburn 73, (9 seed) Arizona 63
 March 14, 1986
 NCAA First Round West Regional
 Long Beach Arena • Long Beach, Calif.

Arizona	FG-FGA	FT-FTA	REB	PF	TP	MIN	A	TO	BLK	S
Anthony Cook	4-6	0-0	6	2	8	35	0	2	1	0
Sean Elliott	10-17	0-0	6	2	20	38	6	1	0	0
John Edgar	7-11	1-3	2	0	15	35	3	3	1	0
Craig McMillan	3-12	2-4	0	4	8	40	6	3	0	3
Steve Kerr	5-12	0-0	3	4	10	37	3	0	0	2
Joe Turner	1-2	0-0	3	0	2	8	1	0	0	0
Ken Lofton	0-0	0-0	0	3	0	2	1	0	0	0
Rolf Jacobs	0-0	0-0	0	1	0	1	0	0	0	0
Eric Cooper	0-0	0-0	0	1	0	1	0	1	0	0
Bruce Fraser	0-0	0-0	0	0	0	1	0	0	0	0
David Haskin	0-0	0-0	1	0	0	1	0	0	0	0
Bruce Wheatley	0-0	0-0	0	0	0	1	0	0	0	0
Totals	30-60	3-7	23	17	63	200	20	10	2	5


FG%: 1st Half 17-32 .531, 2nd Half 13-28 .464, Game 30-60 .500; FT%: 1st Half 0-1 .000, 2nd Half 3-6 .500, Game 3-7 .429; Team Rebounds: 2; Deadball Rebounds: 2.

Auburn	FG-FGA	FT-FTA	REB	PF	TP	MIN	A	TO	BLK	S
Chris Morris, F	5-7	0-1	4	1	10	31	2	0	1	0
Chuck Person, F	9-22	2-2	8	3	20	37	0	4	0	0
Jeff Moore, C	4-8	3-3	12	3	11	28	3	4	0	1
Gerald White, G	4-5	4-5	6	1	12	32	6	1	0	1
Frank Ford, G	3-6	2-3	2	1	8	39	2	0	1	1
Mike Jones	5-6	2-2	3	3	12	21	0	3	1	0
Terrance Howard	0-2	0-0	0	0	0	8	2	0	0	0
Melvin Haralson	0-0	0-0	0	0	0	1	0	0	0	0
Johnny Lynn	0-1	0-1	0	0	0	1	0	0	0	0
Rob Jones	0-0	0-0	1	0	0	1	0	0	0	1
Gary Godfrey	0-0	0-0	0	0	0	1	0	0	0	0
Totals	30-57	13-17	37	12	73	200	15	12	3	4

FG%: 1st Half 15-28 .536, 2nd Half 15-29 .517, Game 30-57 .526; FT%: 1st Half 2-2 1.000, 2nd Half 11-15 .733, Game 13-17 .765; Team Rebounds: 1; Deadball Rebounds: 1.

SCORE BY PERIODS	1	2	F	
Arizona	34	29	—	63
Auburn	32	41	—	73

OFFICIALS—Joe Forte, Rick Wulkow, Tony Stigliano
 TECHNICAL FOULS—None
 ATTENDANCE—11,690 (c)



Chris Morris, playing defense against Arizona's Sean Elliott, scored 10 points to help the eighth-seeded Tigers to a 73-63 victory over ninth-seeded Arizona in the NCAA Tournament First Round in Long Beach, Calif.

(8 seed) Auburn 81, (1 seed) #4 St. John's 65
 March 16, 1986
 NCAA Second Round West Regional
 Long Beach Arena • Long Beach, Calif.

Auburn	FG-FGA	FT-FTA	REB	PF	TP	MIN	A	TO	BLK	S
Chris Morris, F	4-8	1-1	5	0	9	36	2	4	0	1
Chuck Person, F	12-22	3-3	15	1	27	37	1	1	0	2
Jeff Moore, F	7-14	1-1	5	3	15	26	0	1	0	0
Gerald White, G	3-5	4-5	3	2	10	30	9	5	0	4
Frank Ford, G	4-9	0-0	5	1	8	37	2	2	0	0
Terrance Howard	3-4	0-0	2	2	6	14	2	0	0	0
Mike Jones	2-4	2-3	2	2	6	20	0	2	1	0
Totals	35-66	11-13	38	11	81	200	16	15	1	7

FG%: 1st Half 21-40 .525, 2nd Half 14-26 .538, Game 35-66 .530; FT%: 1st Half 2-3 .667, 2nd Half 9-10 .900, Game 11-13 .846; Team Rebounds: 1; Deadball Rebounds: 3.

St. John's	FG-FGA	FT-FTA	REB	PF	TP	MIN	A	TO	BLK	S
Willie Glass	5-9	2-2	1	0	12	32	1	3	0	3
Shelton Jones	3-4	0-0	4	1	6	29	0	2	0	1
Walter Berry	9-14	2-2	7	3	20	39	0	3	1	1
Ron Rowan	6-16	2-2	2	4	14	36	2	3	0	2
Mark Jackson	1-8	1-2	4	4	3	38	12	3	0	1
John Hempel	4-6	0-0	1	2	8	16	0	1	0	1
Terry Bross	1-2	0-0	1	1	2	8	0	1	0	0
Steve Shurina	0-0	0-0	0	1	0	2	0	0	0	0
Totals	29-59	7-8	22	16	65	200	15	16	1	9

FG%: 1st Half 15-30 .500, 2nd Half 14-29 .483, Game 29-59 .492; FT%: 1st Half 2-2 1.000, 2nd Half 5-6 .833, Game 7-8 .875; Team Rebounds: 2; Deadball Rebounds: 3.

SCORE BY PERIODS	1	2	F	
Auburn	44	37	—	81
St. John's	32	33	—	65

OFFICIALS—Paul Hausman, Gene Monje, Mac Chauvin
 TECHNICAL FOULS—None.
 ATTENDANCE—11,690 (c)



Chuck Person is guarded by Mark Jackson (13) and National Player of the Year Walter Berry during Auburn's stunning 81-65 upset thrashing of No. 1 seed St. John's. Person outdueled Berry with game-highs of 27 points and 15 rebounds.



NCAA Tournament Box Scores

(8 seed) Auburn 70, (4 seed) #11 UNLV 63

March 20, 1986

NCAA West Regional Semifinal

The Summit • Houston, Texas

Auburn	FG-FGA	FT-FTA	REB	PF	TP	MIN	A	TO	BLK	S
Chris Morris, F	3-8	3-3	8	4	9	39	0	2	1	1
Chuck Person, F	12-22	1-2	11	1	25	37	0	1	0	2
Jeff Moore, C	5-10	1-2	9	2	11	32	4	5	0	1
Gerald White, G	3-4	6-7	1	2	12	33	10	3	0	1
Frank Ford, G	3-8	3-4	6	0	9	39	1	5	0	5
Terrance Howard	0-1	0-0	0	1	0	8	0	1	0	0
Mike Jones	2-5	0-0	1	2	4	12	2	3	1	0
Totals	28-58	14-18	41	12	70	200	17	20	2	10

FG%: 1st Half 11-26 .423, 2nd Half 17-32 .531, Game 28-58 .483; FT%: 1st Half 3-4 .750, 2nd Half 11-14 .786, Game 14-18 .778; Team Rebounds: 5; Deadball Rebounds: 1.

UNLV	FG-FGA	FT-FTA	REB	PF	TP	MIN	A	TO	BLK	S
Anthony Jones	8-19	0-3	4	1	16	39	4	1	0	1
Armon Gilliam	9-13	3-4	3	1	21	37	0	1	0	0
John Flowers	1-1	0-0	0	2	2	20	0	1	0	0
Mark Wade	0-0	0-1	3	5	0	36	12	6	0	2
Freddie Banks	9-21	2-2	1	2	20	35	6	1	0	1
Gary Graham	0-2	0-0	2	4	0	9	1	1	0	0
Eldridge Hudson	2-5	0-0	9	4	4	24	2	1	0	2
Totals	29-61	5-10	28	19	63	200	25	12	0	6

FG%: 1st Half 17-29 .586, 2nd Half 12-32 .375, Game 29-61 .475; FT%: 1st Half 0-0 .000, 2nd Half 5-10 .500, Game 5-10 .500; Team Rebounds: 6; Deadball Rebounds: 1.

SCORE BY PERIODS	1	2	F
Auburn	25	45	—
UNLV	34	29	—

OFFICIALS—Lenny Wirtz, Tim Higgins, Charlie Vacca

TECHNICAL FOULS—None.

ATTENDANCE—10,936



Chuck Person recorded his second consecutive double-double with 25 points and 11 rebounds in leading Auburn past fourth-seeded UNLV 70-63 as the Tigers advanced to the Elite Eight.

(2 seed) #7 Louisville 84, (8 seed) Auburn 76

March 22, 1986

NCAA West Regional Final

The Summit • Houston, Texas

Auburn	FG-FGA	FT-FTA	REB	PF	TP	MIN	A	TO	BLK	S
Chris Morris, F	7-10	3-3	9	4	17	34	1	4	1	4
Chuck Person, F	11-24	1-2	4	3	23	38	1	2	0	0
Jeff Moore, C	4-8	3-5	6	2	11	31	2	0	0	0
Gerald White, G	3-6	2-2	2	2	8	34	9	4	0	1
Frank Ford, G	6-10	1-2	3	4	13	34	5	0	0	1
Terrance Howard	1-1	0-0	0	3	2	12	2	0	0	0
Mike Jones	1-3	0-0	1	3	2	17	0	0	1	0
Totals	33-62	10-14	27	21	76	200	20	10	2	6

FG%: 1st Half 20-32 .625, 2nd Half 13-30 .433, Game 33-62 .532; FT%: 1st Half 3-5 .600, 2nd Half 7-9 .778, Game 10-14 .714; Team Rebounds: 2; Deadball Rebounds: 2.

Louisville	FG-FGA	FT-FTA	REB	PF	TP	MIN	A	TO	BLK	S
Herbert Crook	8-12	4-5	11	3	20	39	3	1	0	1
Billy Thompson	5-10	3-4	7	4	13	26	4	4	0	1
Pervis Ellison	7-14	1-3	10	2	15	35	0	2	2	3
Milt Wagner	4-9	8-8	2	2	16	40	9	2	0	0
Jeff Hall	7-12	0-0	0	1	14	36	2	1	0	0
Mark McSwain	2-3	0-0	4	2	4	15	2	1	0	0
Kevin Walls	1-2	0-0	0	1	2	4	0	0	0	0
Tony Kimbro	0-1	0-0	1	0	0	5	0	1	0	0
Totals	34-63	16-20	37	15	84	200	20	12	2	5

FG%: 1st Half 22-39 .564, 2nd Half 12-24 .500, Game 34-63 .540; FT%: 1st Half 0-0 .000, 2nd Half 16-20 .800, Game 16-20 .800; Team Rebounds: 2; Deadball Rebounds: 0.

SCORE BY PERIODS	1	2	F
Auburn	43	33	—
Louisville	44	40	—

OFFICIALS—Don Rutledge, Lenny Wirtz, Charlie Vacca

TECHNICAL FOULS—None.

ATTENDANCE—9,650



Auburn fell one game short of the Final Four with an 84-76 loss to two-seeded Louisville in the West Regional Final. Chris Morris had 17 points and 9 rebounds for the Tigers.



NCAA Tournament Box Scores

(8 seed) Auburn 62, (9 seed) San Diego 61

March 12, 1987

NCAA First Round Midwest Regional
Indiana Hoosier Dome • Indianapolis, Ind.

San Diego	FG-A	3FG-A	FT-A	REB	PF	TP	MIN	A	TO	BLK	S
Mark Manor	5-10	1-2	0-0	5	2	11	31	3	1	0	0
Mike Madden	3-8	0-0	1-3	11	1	7	34	3	2	2	1
Scott Thompson	5-11	0-1	4-4	4	4	14	25	1	2	1	0
Paul Leonard	3-7	0-2	0-0	2	1	6	38	5	3	0	1
Danny Means	7-12	2-5	2-3	4	1	18	30	2	0	0	3
Steve Krallman	1-2	0-0	0-2	2	2	2	20	0	1	0	1
Marty Munn	0-2	0-2	0-0	0	2	0	11	0	0	0	0
Eric Musselman	1-2	1-2	0-0	0	1	3	2	0	0	0	0
Mike Haupt	0-0	0-0	0-0	1	1	0	9	1	1	0	1
Totals	25-54	4-14	7-12	30	15	61	200	15	10	3	7

FG%: 1st Half 14-28 .500, 2nd Half 11-26 .423, Game 25-54 .463; 3FG%: 1st Half 4-9 .444, 2nd Half 0-5 .000, Game 4-14 .286; FT%: 1st Half 1-4 .250, 2nd Half 6-8 .750, Game 7-12 .583; Team Rebounds: 1; Deadball Rebounds: 1.

Auburn	FG-A	3FG-A	FT-A	REB	PF	TP	MIN	A	TO	BLK	S
Mike Jones, F	11-16	0-0	2-4	7	3	24	32	2	1	2	0
Chris Morris, F	6-12	1-2	1-1	11	3	14	38	2	2	2	0
Jeff Moore, C	4-13	0-0	6-7	14	3	14	33	0	0	0	0
Gerald White, G	2-6	0-4	0-0	3	2	4	34	5	1	0	2
Frank Ford, G	2-9	0-2	2-4	5	2	6	40	3	4	0	3
Terrance Howard	0-1	0-1	0-0	0	1	0	17	0	1	0	0
Johnny Lynn	0-2	0-0	0-0	0	0	0	5	0	0	0	0
John Caylor	0-0	0-0	0-0	0	0	0	1	0	0	0	0
Totals	25-59	1-9	11-16	42	14	62	200	12	9	4	5

FG%: 1st Half 11-26 .423, 2nd Half 14-33 .424, Game 25-59 .424; 3FG%: 1st Half 0-5 .000, 2nd Half 1-4 .250, Game 1-9 .111; FT%: 1st Half 6-7 .857, 2nd Half 5-9 .556, Game 11-16 .688; Team Rebounds: 2; Deadball Rebounds: 0.

SCORE BY PERIODS	1	2	F
San Diego	33	28	—
Auburn	28	34	—

OFFICIALS—Mickey Crowley, Chuck Weinkauff, Rusty Herring
TECHNICAL FOULS—None
ATTENDANCE—29,610



No. 8 seeded Auburn survived a first round scare in defeating No. 9 seeded San Diego 62-61. Mike Jones led the Tigers with 24 points.

(1 seed) #3 Indiana 107, (8 seed) Auburn 90

March 14, 1987

NCAA Second Round Midwest Regional
Indiana Hoosier Dome • Indianapolis, Ind.

Auburn	FG-A	3FG-A	FT-A	REB	PF	TP	MIN	A	TO	BLK	S
Mike Jones, F	10-22	1-2	9-9	9	1	30	36	1	2	0	1
Chris Morris, F	5-11	0-0	0-1	4	5	10	22	2	0	0	0
Jeff Moore, C	11-20	0-0	2-2	10	4	24	33	1	0	0	1
Gerald White, G	6-13	4-9	1-1	1	2	17	37	10	4	1	1
Frank Ford, G	4-11	1-2	0-0	3	5	9	28	0	0	0	0
Terrance Howard	0-4	0-0	0-0	4	4	0	19	1	2	0	0
Johnny Lynn	0-4	0-1	0-0	2	2	0	13	0	2	0	1
John Caylor	0-0	0-0	0-0	0	2	0	10	0	1	0	2
Derrick Dennison	0-1	0-0	0-0	0	0	0	2	0	0	0	0
Totals	36-86	6-14	6-14	34	25	90	200	15	11	1	6


FG%: 1st Half 19-44 .432, 2nd Half 17-42 .405, Game 36-86 .419; 3FG%: 1st Half 3-5 .600, 2nd Half 3-9 .333, Game 6-14 .429; FT%: 1st Half 7-7 1.000, 2nd Half 5-6 .833, Game 12-13 .923; Team Rebounds: 1; Deadball Rebounds: 0.

Indiana	FG-A	3FG-A	FT-A	REB	PF	TP	MIN	A	TO	BLK	S
Rick Calloway	7-12	0-0	4-4	13	0	18	39	1	5	0	1
Daryl Thomas	9-14	0-0	9-10	8	1	27	36	0	4	0	3
Dean Garrett	4-6	0-0	1-2	3	4	9	16	0	1	2	0
Steve Alford	10-17	7-11	4-5	3	2	31	38	5	2	0	0
Keith Smart	7-12	0-2	6-7	9	3	20	39	15	5	0	1
Steve Eyl	0-0	0-0	0-0	5	3	0	16	2	1	0	0
Todd Meier	0-0	0-0	0-0	2	1	0	9	0	0	0	0
Kreigh Smith	0-0	0-0	0-0	0	0	0	2	0	0	0	0
Joe Hillman	1-2	0-0	0-0	0	0	2	2	0	0	0	0
Brian Sloan	0-0	0-0	0-0	0	0	0	1	1	0	0	0
Tony Freeman	0-0	0-0	0-0	0	0	0	1	0	0	0	0
Dave Minor	0-0	0-0	0-0	1	0	0	1	0	0	0	0
Totals	38-63	7-13	24-28	45	14	107	200	24	18	2	5

FG%: 1st Half 18-27 .667, 2nd Half 20-36 .556, Game 38-63 .603; 3FG%: 1st Half 2-3 .667, 2nd Half 5-10 .500, Game 7-13 .538; FT%: 1st Half 15-18 .833, 2nd Half 9-10 .900, Game 24-28 .857; Team Rebounds: 1; Deadball Rebounds: 1.

SCORE BY PERIODS	1	2	F
Auburn	48	42	—
Indiana	53	54	—

OFFICIALS—Rick Wulkow, Chuck Weinkauff, Rusty Herring
TECHNICAL FOULS—None
ATTENDANCE—34,076



Before a crowd of 34,076 -- the biggest crowd ever to watch Auburn play -- top-seeded Indiana came back to defeat Auburn 107-90 in Indianapolis' Hoosier Dome. Mike Jones scored 30 points and pulled down 9 rebounds to lead the Tigers.



NCAA Tournament Box Scores

(8 seed) Auburn 90, (9 seed) #11 Bradley 86

March 17, 1988

NCAA First Round Southeast Regional
The Omni • Atlanta, Ga.

Bradley	FG-A	3FG-A	FT-A	REB	PF	TP	MIN	A	TO	BLK	S
Donald Powell	4-9	0-0	2-5	7	5	10	37	1	0	0	3
Trevor Trimpe	1-4	1-4	0-0	1	1	3	11	2	0	0	0
Luke Jackson	7-10	0-1	0-3	5	2	14	34	2	3	0	0
Anthony Manuel	0-3	0-0	0-0	4	4	0	40	10	6	0	0
Hersey Hawkins	15-25	6-8	8-11	10	3	44	40	6	4	2	3
Jerry Thomas	4-9	0-1	0-0	1	5	8	25	3	0	0	0
Paul Wilson	3-6	1-3	0-2	5	3	7	13	1	2	0	1
Totals	34-66	8-17	10-21	39	23	86	200	25	15	2	7


FG%: 1st Half 21-35 .600, 2nd Half 13-31 .419, Game 34-66 .515; 3FG%: 1st Half 5-6 .833, 2nd Half 3-11 .273, Game 8-17 .471; FT%: 1st Half 6-9 .667, 2nd Half 4-12 .333, Game 10-21 .476; Team Rebounds: 5; Deadball Rebounds: 4.

Auburn	FG-A	3FG-A	FT-A	REB	PF	TP	MIN	A	TO	BLK	S
John Caylor, F	5-8	3-6	5-6	5	2	18	38	2	3	0	2
Chris Morris, F	11-23	2-5	12-13	12	3	36	37	4	3	3	2
Jeff Moore, C	6-16	0-0	1-1	13	2	13	36	1	2	1	1
Terrance Howard, G	2-4	0-1	0-0	5	1	4	24	5	1	0	1
Derrick Dennison, G	1-6	1-2	2-2	1	3	5	17	3	0	0	1
Johnny Lynn	1-4	1-3	0-0	0	0	3	21	7	1	0	1
Matt Geiger	1-3	0-0	1-3	3	3	3	7	1	2	0	0
Keenan Carpenter	3-8	0-1	2-2	2	3	8	20	0	0	0	1
Totals	30-72	7-18	23-27	44	17	90	200	23	12	4	9

FG%: 1st Half 17-41 .415, 2nd Half 13-31 .419, Game 30-72 .417; 3FG%: 1st Half 4-10 .400, 2nd Half 3-8 .375, Game 7-18 .389; FT%: 1st Half 7-8 .875, 2nd Half 16-19 .842, Game 23-27 .852; Team Rebounds: 3; Deadball Rebounds: 1.

SCORE BY PERIODS	1	2	F
Bradley	53	33	—
Auburn	45	45	—

OFFICIALS—Jack Hannon, Dick Lynch, Dave Hall
TECHNICAL FOULS—Morris
ATTENDANCE—10,566



Auburn made its fifth consecutive NCAA appearance defeating Bradley 90-86. Chris Morris led eighth-seeded Auburn with 36 points.

(1 seed) #8 Oklahoma 107, (8 seed) Auburn 87

March 19, 1988

NCAA Second Round Southeast Regional
The Omni • Atlanta, Ga.

Auburn	FG-A	3FG-A	FT-A	REB	PF	TP	MIN	A	TO	BLK	S
John Caylor, F	6-12	2-5	0-0	9	5	14	25	2	4	0	0
Chris Morris, F	6-13	1-4	4-4	5	5	17	23	2	3	3	0
Jeff Moore, C	5-18	0-0	12-13	11	4	22	34	2	1	1	1
Terrance Howard, G	3-13	1-6	0-0	4	2	7	34	8	8	0	1
Derrick Dennison, G	3-9	1-1	0-1	7	2	7	23	0	5	0	1
Johnny Lynn	4-5	3-4	3-3	3	2	14	23	3	4	0	1
Matt Geiger	0-1	0-0	2-2	3	3	2	15	1	0	0	1
Keenan Carpenter	2-10	0-4	0-0	2	1	4	20	0	0	0	0
Dustin Hester	0-0	0-0	0-0	0	0	0	1	0	0	0	0
Pete McBee	0-0	0-0	0-0	0	0	0	1	0	0	0	0
John Walker	0-3	0-0	0-0	1	0	0	1	0	0	0	0
Totals	29-84	8-24	21-23	57	24	87	200	18	25	4	5


FG%: 1st Half 11-35 .314, 2nd Half 18-49 .367, Game 29-84 .345; 3FG%: 1st Half 4-7 .571, 2nd Half 4-17 .235, Game 8-24 .333; FT%: 1st Half 11-11 1.000, 2nd Half 10-12 .833, Game 21-23 .913; Team Rebounds: 12; Deadball Rebounds: 0.

Oklahoma	FG-A	3FG-A	FT-A	REB	PF	TP	MIN	A	TO	BLK	S
Harvey Grant	4-10	0-0	0-1	2	4	8	19	1	2	1	1
Dave Sieger	5-9	5-9	0-0	1	4	15	28	6	0	0	4
Stacey King	14-22	0-0	9-12	9	2	37	40	3	3	2	1
Mookie Blaylock	8-14	2-4	3-3	4	1	21	39	9	1	0	4
Ricky Grace	5-9	1-3	4-4	6	3	15	37	8	2	0	2
Art Pollard	0-0	0-0	0-0	0	0	0	1	0	1	0	0
Mike Bell	0-0	0-0	0-0	1	0	0	2	0	1	1	0
Terrence Mullins	4-6	1-1	0-1	4	2	9	12	2	0	0	1
Andre Wiley	0-0	0-0	0-2	1	5	0	9	1	2	0	1
Anthony Martin	1-6	0-0	0-0	3	2	2	13	1	1	0	2
Totals	41-76	9-17	16-23	39	23	107	200	31	13	4	16

FG%: 1st Half 20-37 .541, 2nd Half 21-39 .538, Game 41-76 .539; 3FG%: 1st Half 7-12 .583, 2nd Half 2-5 .400, Game 9-17 .529; FT%: 1st Half 4-7 .571, 2nd Half 12-16 .750, Game 16-23 .696; Team Rebounds: 8; Deadball Rebounds: 3.

SCORE BY PERIODS	1	2	F
Auburn	37	50	—
Oklahoma	51	56	—

OFFICIALS—Joe Silvester, Jack Hannon, Eric Harmon
TECHNICAL FOULS—None
ATTENDANCE—14,528



Auburn lost to top-seeded Oklahoma 107-87 in the second round of the NCAA Tournament. The Sooners advanced to the National Championship game, only to be upset by Kansas and Danny Manning 83-79. Chris Morris scored 17 points in his final game with the Tigers before being a first round pick by the New Jersey Nets.



NCAA Tournament Box Scores

(1 seed) #4 Auburn 80, (16 seed) Winthrop 41

March 11, 1999

NCAA South Regional First Round

RCA Dome • Indianapolis, Ind.

(1 seed) #4 Auburn 81, (9 seed) Oklahoma State 74

March 13, 1999

NCAA South Regional Second Round

RCA Dome • Indianapolis, Ind.

Winthrop	FG-A	3FG-A	FT-A	REB	PF	TP	MIN	A	TO	BLK	S
Heson Groves,F	1-6	0-0	1-2	5	2	3	37	2	5	1	0
Jacques Vandescure,F	2-5	0-0	2-5	7	1	6	26	1	4	0	1
Eric Fisher, C	1-2	0-0	0-0	2	3	2	10	0	0	3	1
Roger Toxey, G	0-6	0-2	0-0	1	1	0	20	0	3	0	1
Tyson Waterman, G	2-8	2-6	0-0	3	2	6	27	2	1	0	1
Pierre Wooten	1-5	0-0	2-4	2	2	4	7	0	0	0	0
Robbie Waldrop	2-5	2-5	0-0	1	0	6	13	1	2	0	0
Adrian Stockman	0-2	0-0	0-0	2	0	0	10	1	3	0	1
Rob Wallace	1-3	1-3	0-0	2	1	3	7	0	0	0	1
Dan Tollens	1-3	0-1	0-0	2	0	2	8	0	3	0	0
Reggie Coles	1-4	1-2	0-0	0	1	3	3	0	0	0	0
Juon. Pinckney	1-2	0-0	0-0	3	3	2	12	0	1	0	0
Eyo Effiong	1-4	0-0	2-5	1	3	4	18	0	2	1	0
Owen Barnes	0-0	0-0	0-0	0	0	0	2	0	0	0	0
Team				10							
Totals	14-55	6-19	7-16	41	19	41	200	7	25	5	6

FG%: 1st Half 7-25 .280, 2nd Half 7-30 .233, Game 14-55 .255; 3FG%: 1st Half 3-10 .300, 2nd Half 3-9 .333, Game 6-19 .316; FT%: 1st Half 1-2 .500, 2nd Half 6-14 .429, Game 7-16 .438; Deadball Rebounds: 4.

Auburn	FG-A	3FG-A	FT-A	REB	PF	TP	MIN	A	TO	BLK	S
Chris Porter, F	4-9	0-0	1-1	5	3	9	24	0	1	0	4
Bryant Smith, F	3-11	1-1	2-4	9	2	9	26	1	3	0	2
Mamadou N'diaye,C	2-8	0-0	2-2	10	2	6	24	0	2	2	1
Scott Pohlman, G	4-8	3-5	3-5	0	1	14	23	1	2	0	2
Doc Robinson,G	6-9	2-4	0-0	3	0	14	23	4	2	0	2
Reggie Sharp	1-5	0-0	1-2	1	2	3	16	3	1	0	0
Jay Heard	3-6	2-5	1-2	9	0	9	16	4	1	0	4
Charlton Barker	0-0	0-0	2-4	2	0	2	2	0	0	0	0
Corey Watkins	0-0	0-0	0-0	0	0	1	1	0	0	0	0
Daymeon Fishback	1-6	1-4	2-2	4	1	5	19	0	1	0	1
Mack McGadney	2-7	0-2	0-0	4	0	4	8	0	0	0	0
Abe Smith	0-0	0-0	0-0	1	0	0	2	0	1	0	0
Adrian Chilliist	1-2	0-0	0-0	2	0	2	10	0	0	0	0
Adrian Person	1-3	1-2	0-0	2	2	3	6	0	0	0	0
Team				3							
Totals	28-74	10-23	14-22	55	13	80	200	14	14	2	16

FG%: 1st Half 13-33 .394, 2nd Half 15-41 .366, Game 28-74 .378; 3FG%: 1st Half 5-11 .455, 2nd Half 5-12 .417, Game 10-23 .435; FT%: 1st Half 6-8 .750, 2nd Half 8-14 .571, Game 14-22 .636; Deadball Rebounds: 4.

SCORE BY PERIODS	1	2	F	
Winthrop	18	23	--	41
Auburn	37	43	--	80

OFFICIALS--Donnee Gray, Tom Clark, Tim Gabutero
 TECHNICAL FOULS--None
 ATTENDANCE--27,184



Doc Robinson scored 14 points to lead No. 1 seeded Auburn to an 80-41 victory over 16th-seeded Winthrop in the NCAA Tournament First Round. Auburn forced 25 Winthrop turnovers.

Oklahoma State	FG-A	3FG-A	FT-A	REB	PF	TP	MIN	A	TO	BLK	S
Glendon Alexander,F	1-7	0-3	3-4	1	0	5	26	1	1	0	0
Desmond Mason, F	8-11	2-4	8-9	9	1	26	37	2	1	0	2
Alex Webber, C	2-2	0-0	0-0	0	4	4	11	0	0	0	0
Adrian Peterson,G	11-16	4-8	1-2	4	2	27	39	0	2	0	1
Doug Gottlieb,G	1-4	0-0	1-2	2	3	3	36	12	6	0	0
Fredrik Jonzen	1-3	0-0	0-0	2	0	2	9	0	1	0	1
Brian Montonati	0-4	0-0	1-2	4	5	1	25	1	3	2	0
Joe Adkins	2-5	2-5	0-1	4	2	6	17	2	2	0	1
Team				2							
Totals	26-52	8-20	14-20	28	17	74	200	18	16	2	5

FG%: 1st Half 11-28 .393, 2nd Half 15-24 .625, Game 26-52 .500; 3FG%: 1st Half 3-9 .333, 2nd Half 5-11 .455, Game 8-20 .400; FT%: 1st Half 8-13 .615, 2nd Half 6-7 .857, Game 14-20 .700; Deadball Rebounds: 1.

Auburn	FG-A	3FG-A	FT-A	REB	PF	TP	MIN	A	TO	BLK	S
Chris Porter, F	4-8	0-0	1-2	10	1	9	33	1	3	0	2
Bryant Smith, F	6-11	1-4	4-4	4	1	17	36	2	0	0	0
Mamadou N'diaye, C	3-6	0-0	1-2	7	3	7	29	0	1	1	0
Scott Pohlman, G	11-17	2-3	4-4	3	2	28	32	1	0	0	0
Doc Robinson, G	6-9	1-3	0-0	1	4	13	24	3	1	0	0
Reggie Sharp	1-4	0-3	0-0	1	1	2	9	2	1	0	1
Jay Heard	2-4	1-2	0-0	2	2	5	18	2	1	0	3
Charlton Barker	0-0	0-0	2-4	2	0	2	2	0	0	0	0
Daymeon Fishback	0-4	0-1	0-0	2	0	0	8	0	0	0	0
Mack McGadney	0-1	0-1	0-0	2	2	0	9	1	0	0	0
Adrian Chilliist	0-0	0-0	0-0	0	1	0	2	0	2	0	0
Team				3							
Totals	33-64	5-17	10-12	35	17	81	200	12	9	1	6

FG%: 1st Half 15-36 .417, 2nd Half 18-28 .643, Game 33-64 .516; 3FG%: 1st Half 3-11 .273, 2nd Half 2-6 .333, Game 5-17 .294; FT%: 1st Half 4-4 1.000, 2nd Half 6-8 .750, Game 10-12 .833; Deadball Rebounds: 1.

SCORE BY PERIODS	1	2	F	
Oklahoma State	33	41	--	74
Auburn	37	44	--	81

OFFICIALS--Ted Hillary, Donnee Gray, Lonnie Dixon
 TECHNICAL FOULS--None
 ATTENDANCE--30,318



Scott Pohlman scored a career-high 28 points on 11-17 shooting from the field to propel fourth-ranked and No. 1 seeded Auburn to an 81-74 victory over Oklahoma State and a berth in the NCAA Sweet 16.



NCAA Tournament Box Scores

(4 seed) #14 Ohio State 72, (1 seed) #4 Auburn 64

March 18, 1999

NCAA South Regional Semifinal
Thompson-Boling Arena • Knoxville, Tenn.

Ohio State	FG-A	3FG-A	FT-A	REB	PF	TP	MIN	A	TO	BLK	S
Brian Brown, F	2-9	1-4	4-6	6	0	9	33	4	1	1	1
Jason Singleton, F	3-4	0-0	1-3	2	4	7	21	1	1	0	1
Ken Johnson, C	2-4	0-0	0-2	2	4	4	25	0	1	1	0
Scoonie Penn, G	9-16	4-7	4-4	3	4	26	36	4	0	1	3
Michael Redd, G	9-19	1-3	3-4	10	2	22	36	2	2	0	1
Neshaun Coleman	0-1	0-1	0-0	3	0	0	4	0	0	0	0
Boban Savovic	1-3	0-2	0-0	0	1	2	12	0	1	0	0
Jon Sanderson	0-2	0-0	0-1	2	1	0	6	0	1	0	0
George Reese	1-4	0-0	0-3	3	0	2	27	0	2	0	1
Team				6							
Totals	27-62	6-17	12-23	37	16	72	200	11	9	3	7

FG%: 1st Half 14-35 .400, 2nd Half 13-27 .481, Game 27-62 .435; 3FG%: 1st Half 3-10 .300, 2nd Half 3-7 .429, Game 6-17 .353; FT%: 1st Half 0-0 .000, 2nd Half 12-23 .522, Game 12-23 .522; Deadball Rebounds: 5.

Auburn	FG-A	3FG-A	FT-A	REB	PF	TP	MIN	A	TO	BLK	S
Chris Porter, F	6-10	2-3	1-2	11	5	15	32	2	5	0	0
Bryant Smith, F	4-9	0-3	2-2	2	1	10	33	1	2	0	2
Mamadou N'diaye, C	1-3	0-0	1-2	11	3	3	34	1	4	3	1
Scott Pohlman, G	2-8	1-5	2-2	2	2	7	24	3	2	0	0
Doc Robinson, G	5-13	2-3	2-3	0	3	14	33	6	3	0	0
Reggie Sharp	0-0	0-0	0-0	0	0	0	3	0	0	0	0
Jay Heard	0-3	0-2	1-2	1	1	1	9	0	0	0	1
Daymeon Fishback	4-10	3-6	1-2	9	1	12	23	1	1	0	0
Mack McGadney	1-3	0-0	0-0	1	1	2	6	0	0	0	1
Abe Smith	0-0	0-0	0-0	0	0	0	1	0	0	0	0
Adrian Chilliest	0-0	0-0	0-0	0	0	0	2	0	1	0	0
Team				4							
Totals	23-59	8-22	10-15	41	17	64	200	14	18	3	5

FG%: 1st Half 8-29 .276, 2nd Half 15-30 .500, Game 23-59 .390; 3FG%: 1st Half 4-11 .364, 2nd Half 4-11 .364, Game 8-22 .364; FT%: 1st Half 6-11 .545, 2nd Half 4-4 1.000, Game 10-15 .667; Deadball Rebounds: 4.

SCORE BY PERIODS	1	2	F
Ohio State	31	41	--
Auburn	26	38	--

OFFICIALS--Tim Higgins, Lonnie Dixon, Dick Cartmell
TECHNICAL FOULS--None
ATTENDANCE--23,898



Chris Porter recorded a double-double with 15 points and 11 rebounds as top-seeded Auburn lost 72-64 to fourth-seeded Ohio State in the Sweet 16 in Knoxville, Tenn.

(7 seed) #22 Auburn 72, (10 seed) Creighton 69

March 16, 2000

NCAA Midwest Regional First Round
Hubert H. Humphrey Metrodome • Minneapolis, Minn.

Creighton	FG-A	3FG-A	FT-A	REB	PF	TP	MIN	A	TO	BLK	S
Matt West, F	1-3	1-2	0-0	1	0	3	22	0	0	0	0
Donnie Johnson, F	2-6	0-0	0-0	0	4	4	18	2	2	0	2
Alan Huss, C	1-6	0-1	0-0	5	2	2	21	2	0	0	0
Ben Walker, G	6-13	1-3	0-0	5	1	13	32	0	1	0	1
Ryan Sears, G	6-12	4-10	2-5	4	2	18	38	8	0	0	2
Kyle Korver	4-13	2-10	0-0	2	1	10	28	3	0	1	2
Livan Pyfrom	1-2	0-0	1-2	1	1	3	9	0	1	0	1
Justin Haynes	2-4	1-1	0-0	4	3	5	17	0	1	1	0
Terrell Taylor	4-6	3-5	0-0	1	4	11	14	1	1	1	0
Dan Kolder	0-0	0-0	0-0	0	0	0	1	0	0	0	0
Team				6							
Totals	27-65	12-32	3-7	29	18	69	200	16	6	3	8

FG%: 1st Half 10-29 .345, 2nd Half 17-36 .472, Game 27-65 .415; 3FG%: 1st Half 4-15 .267, 2nd Half 8-17 .471, Game 12-32 .375; FT%: 1st Half 1-2 .500, 2nd Half 2-5 .400, Game 3-7 .429; Deadball Rebounds: 2.

Auburn	FG-A	3FG-A	FT-A	REB	PF	TP	MIN	A	TO	BLK	S
Mack McGadney, F	6-11	2-4	1-3	3	1	15	33	2	0	1	0
Mamadou N'diaye, C	4-5	0-0	7-9	11	1	15	32	2	1	3	1
Jay Heard, G	2-4	2-3	0-0	1	1	6	14	0	1	1	0
Daymeon Fishback, G	6-9	4-5	0-0	6	1	16	32	1	3	1	0
Doc Robinson, G	3-10	1-3	2-2	6	2	9	33	6	1	0	0
Marquis Daniels	2-4	1-2	0-1	0	0	5	14	0	3	0	0
Scott Pohlman	2-7	1-4	1-1	2	2	6	26	1	3	0	0
Reggie Sharp	0-0	0-0	0-0	4	1	0	16	0	1	0	0
Jimbo Tolbert	0-0	0-0	0-0	0	0	0	0+	0	1	0	0
Team				5						1	
Totals	25-50	11-21	11-16	38	9	72	200	12	15	6	1

FG%: 1st Half 16-26 .615, 2nd Half 9-24 .375, Game 25-50 .500; 3FG%: 1st Half 6-12 .500, 2nd Half 5-9 .556, Game 11-21 .524; FT%: 1st Half 2-3 .667, 2nd Half 9-13 .692, Game 11-16 .688; Deadball Rebounds: 3.

SCORE BY PERIODS	1	2	F
Creighton	25	44	--
Auburn	40	32	--

OFFICIALS--Donnee Gray, Reggie Greenwood, Andy Rios
TECHNICAL FOULS--None
ATTENDANCE--20,013



Mamadou N'diaye recorded a double-double with 15 points and 11 rebounds and had the game-saving block to lead seventh-seeded Auburn a 72-69 victory over 10th-seeded Creighton in the NCAA Tournament First Round.



NCAA Tournament Box Scores

(2 seed) #6 Iowa State 79, (7 seed) #22 Auburn 60

March 18, 2000

NCAA Midwest Regional Second Round

Hubert H. Humphrey Metrodome • Minneapolis, Minn.

(10 seed) Auburn 65, (7 seed) Saint Joseph's 63 (ot)

March 21, 2003

NCAA East Regional First Round

St. Pete Times Forum • Tampa, Fla.

Auburn	FG-A	3FG-A	FT-A	REB	PF	TP	MIN	A	TO	BLK	S
Mack McGadney, F 4-10	0-2	0-0	6	5	8	24	0	1	0	0	0
Mamadou N'diaye, C 4-7	0-0	1-3	3	4	9	34	0	1	2	1	
Jay Heard, G 2-6	0-2	0-1	1	2	4	16	1	0	0	0	
Daymeon Fishback, G 3-9	2-8	0-0	6	3	8	31	3	2	0	0	
Doc Robinson, G 5-18	2-8	0-0	3	1	12	33	2	2	0	0	
Marquis Daniels 5-7	1-1	1-1	7	4	12	30	0	1	0	2	
Scott Pohlman 1-5	1-3	0-0	1	2	3	23	3	1	0	0	
Reggie Sharp 0-0	0-0	0-0	0	0	0	6	2	1	0	0	
Jamison Brewer 0-1	0-0	4-5	0	0	4	3	0	1	0	0	
Team				4					1		
Totals	24-63	6-24	6-10	31	21	60	200	11	11	2	3

FG%: 1st Half 14-27 .519, 2nd Half 10-36 .278, Game 24-63 .381; 3FG%: 1st Half 3-9 .333, 2nd Half 3-15 .200, Game 6-24 .250; FT%: 1st Half 2-4 .500, 2nd Half 4-6 .667, Game 6-10 .600; Deadball Rebounds: 0.

Iowa State	FG-A	3FG-A	FT-A	REB	PF	TP	MIN	A	TO	BLK	S
Stevie Johnson, F 6-8	1-1	8-11	8	4	21	34	1	0	1	0	
Marcus Fizer, F 7-17	0-3	8-9	12	3	22	38	1	2	0	0	
Kantrail Horton, G 1-3	0-2	0-0	2	1	2	37	4	1	0	0	
Jamaal Tinsley, G 3-10	2-4	4-6	4	3	12	38	7	4	2	3	
Michael Nurse, G 4-5	1-2	5-5	5	3	14	37	2	2	0	1	
Martin Rancik 1-1	0-0	0-0	2	1	2	4	0	0	0	0	
Brandon Hawkins 1-2	0-1	0-0	2	0	2	8	1	1	0	1	
Richard Evans 2-2	0-0	0-0	2	0	4	4	0	0	0	0	
Team				1					1		
Totals	25-48	4-13	25-31	38	15	79	200	16	11	3	5

FG%: 1st Half 11-24 .458, 2nd Half 14-24 .583, Game 25-48 .521; 3FG%: 1st Half 1-5 .200, 2nd Half 3-8 .375, Game 4-13 .308; FT%: 1st Half 9-10 .900, 2nd Half 16-21 .762, Game 25-31 .806; Deadball Rebounds: 3.

SCORE BY PERIODS	1	2	F
Auburn	33	27	--
Iowa State	32	47	--

OFFICIALS--Mike Sanzere, Bob Donato, Donnee Gray
 TECHNICAL FOULS--None
 ATTENDANCE--26,328



Freshman Marquis Daniels came off the bench to total 10 points and 4 rebounds in the first half, but seventh-seeded Auburn fell to second-seeded and sixth-ranked Iowa State 79-60 in the NCAA Tournament Second Round before a pro-Cyclone crowd of 26,328.

Auburn	FG-A	3FG-A	FT-A	REB	PF	TP	MIN	A	TO	BLK	S
Marquis Daniels, F 10-19	3-4	2-4	8	1	25	42	4	1	0	2	
Marco Killingsworth, F 7-15	0-2	1-1	7	1	15	36	1	4	0	1	
Kyle Davis, C 3-5	0-0	1-2	9	3	7	33	1	4	4	0	
Derrick Bird, G 3-8	2-6	3-4	1	4	11	37	0	4	1	0	
Lewis Monroe, G 0-4	0-2	0-0	4	2	0	41	4	1	0	0	
Brandon Robinson 0-1	0-0	1-2	4	3	1	0	1	0	0	1	
Nathan Watson 2-5	2-4	0-0	2	1	6	13	0	0	0	0	
Donny Calton 0-0	0-0	0-0	0	1	0	0+	0	0	0	0	
Chris Lollar 0-0	0-0	0-0	0	0	0	2	1	0	0	0	
Team				3							
Totals	25-57	7-18	8-13	38	16	65	225	11	15	5	4


FG%: 1st Half 13-30 .433, 2nd Half 9-21 .429, OT 3-6 .500, Game 25-57 .439; 3FG%: 1st Half 4-11 .364, 2nd Half 3-7 .429, OT 0-0 .000, Game 7-18 .389; FT%: 1st Half 2-4 .500, 2nd Half 4-6 .667, OT 2-3 .667, Game 8-13 .615; Deadball Rebounds: 2.

Saint Joseph's	FG-A	3FG-A	FT-A	REB	PF	TP	MIN	A	TO	BLK	S
Pat Carroll, F 0-5	0-5	0-0	1	1	0	22	1	1	0	1	
Dave Mallon, F 1-3	1-2	0-0	1	0	3	9	1	0	0	0	
Alexandre Sazanov, C 2-4	0-0	3-4	4	3	7	13	0	3	0	0	
Tyrone Barley, G 0-4	0-2	0-0	3	4	0	34	6	2	0	3	
Jameer Nelson, G 11-22	3-7	7-8	9	2	32	45	1	0	0	1	
Chris Cologer 0-0	0-0	0-0	3	0	0	9	0	0	0	0	
Dwayne Lee 0-0	0-0	0-0	0	0	0	0+	0	0	0	0	
Chet Stachitas 0-1	0-1	0-0	0	0	0	2	0	0	0	0	
Delonte West 3-13	2-7	2-2	3	3	10	33	2	2	0	2	
Dwayne Jones 4-5	0-0	1-2	6	1	9	32	0	0	4	0	
John Bryant 1-2	0-0	0-0	2	5	2	26	0	3	0	1	
Team				4					1		
Totals	22-59	6-24	13-16	36	19	63	225	11	12	4	8

FG%: 1st Half 7-24 .292, 2nd Half 13-30 .433, OT 2-5 .400, Game 22-59 .373; 3FG%: 1st Half 2-10 .200, 2nd Half 2-10 .200, OT 2-4 .500, Game 6-24 .250; FT%: 1st Half 3-4 .750, 2nd Half 10-12 .833, OT 0-0 .000, Game 13-16 .813; Deadball Rebounds: 1.

SCORE BY PERIODS	1	2	OT	F
Auburn	32	25	8	--
Saint Joseph's	19	38	6	--

OFFICIALS--Steve Welmer, Curtis Shaw, Rick Hartzell
 TECHNICAL FOULS--None
 ATTENDANCE--17,024



Marquis Daniels had 25 points and eight rebounds to lead No. 10 seeded Auburn to a 65-63 overtime victory over No. 7 seeded Saint Joseph's. He scored eight of the Tigers' final 11 points, drilling a 23-foot 3-pointer well beyond the top of the key with :05 left in regulation to give Auburn a 57-55 lead. Daniels also made a reverse layup, was fouled and made the free throw in OT for a 64-63 AU lead with :44 left.



NCAA Tournament Box Scores

(10 seed) Auburn 68, (2 seed) #8 Wake Forest 62
 March 23, 2003
 NCAA East Regional Second Round
 St. Pete Times Forum • Tampa, Fla.

Auburn	FG-A	3FG-A	FT-A	REB	PF	TP	MIN	A	TO	BLK	S
Marquis Daniels, F	7-15	0-4	4-7	4	4	18	26	1	4	0	3
Marco Killingsworth, F	4-10	0-1	3-4	8	2	11	32	3	4	0	1
Kyle Davis, C	1-3	0-0	0-0	4	2	2	26	1	2	4	1
Derrick Bird, G	3-10	1-6	2-2	2	3	9	33	1	0	0	0
Lewis Monroe, G	2-6	2-5	6-6	1	2	12	37	3	3	0	3
Brandon Robinson	5-9	0-1	1-1	3	4	11	22	0	1	2	0
Nathan Watson	2-3	1-2	0-0	6	1	5	21	2	0	0	1
Chris Lollar	0-0	0-0	0-0	0	0	0	3	0	0	0	0
Team				5							
Totals	24-56	4-19	16-20	33	18	68	200	11	14	6	9


FG%: 1st Half 14-31 .452, 2nd Half 10-25 .400, Game 24-56 .429; 3FG%: 1st Half 3-10 .300, 2nd Half 1-9 .111, Game 4-19 .211; FT%: 1st Half 3-4 .750, 2nd Half 13-16 .813, Game 16-20 .800; Deadball Rebounds: 1.

Wake Forest	FG-A	3FG-A	FT-A	REB	PF	TP	MIN	A	TO	BLK	S
Jamaal Levy, F	1-4	0-1	1-2	7	5	3	34	1	2	3	0
Vytas Danelius, F	1-6	0-4	2-3	7	3	4	36	1	2	1	1
Eric Williams, C	1-4	0-0	2-2	0	4	4	10	0	1	0	1
Taron Downey, G	3-6	3-5	0-0	4	2	9	36	1	4	0	1
Josh Howard, G	4-10	0-3	6-6	8	4	14	34	1	7	3	4
Chris Ellis	0-0	0-0	0-0	0	1	0	8	0	0	0	0
Justin Gray	8-15	5-9	5-6	4	2	26	30	1	0	0	0
Richard Joyce	0-0	0-0	0-0	0	0	0	0+	0	0	0	0
Steve Lepore	0-1	0-1	0-0	0	1	0	1	0	0	0	0
Trent Strickland	0-3	0-0	2-2	1	1	2	11	0	1	0	0
Team				4						1	
Totals	18-49	8-23	18-21	35	23	62	200	5	18	7	7

FG%: 1st Half 11-23 .478, 2nd Half 7-26 .269, Game 18-49 .367; 3FG%: 1st Half 5-11 .455, 2nd Half 3-12 .250, Game 8-23 .348; FT%: 1st Half 11-12 .917, 2nd Half 7-9 .778, Game 18-21 .857; Deadball Rebounds: 1.

SCORE BY PERIODS	1	2	F
Auburn	34	34	--
Wake Forest	38	24	--

OFFICIALS--Tony Greene, Steve Welmer, Ted Hillary
 TECHNICAL FOULS--None.
 ATTENDANCE--21,304 (c)



Derrick Bird scored nine points in No. 10 seeded Auburn's 68-62 victory over ACC Champion and No. 2 seeded Wake Forest. Bird held National Player of the Year Josh Howard to 14 points, six below his average, and forced Howard into a game-high seven turnovers.

#12 Syracuse 79, Auburn 78
 March 28, 2003
 NCAA East Regional Sweet 16
 Pepsi Arena • Albany, N.Y.

Auburn	FG-A	3FG-A	FT-A	REB	PF	TP	MIN	A	TO	BLK	S
Marquis Daniels, F	12-21	0-1	3-4	9	3	27	38	4	4	0	2
Marco Killingsworth, F	0-3	0-0	2-2	5	3	2	18	0	3	0	0
Kyle Davis, C	1-6	0-0	0-0	6	4	2	20	0	2	4	0
Derrick Bird, G	3-10	3-9	2-2	4	2	11	38	5	1	0	0
Lewis Monroe, G	4-7	3-5	1-2	2	4	12	35	1	0	0	0
Troy Gaines	0-0	0-0	0-0	0	0	0	0+	1	0	0	0
Brandon Robinson	2-8	0-0	4-4	9	0	8	20	2	4	0	1
Nathan Watson	5-8	4-7	2-2	1	3	16	29	2	1	0	2
Rodney Tucker	0-0	0-0	0-0	0	0	0	2	0	1	1	0
Team				4							
Totals	27-63	10-22	14-17	40	19	78	200	15	17	5	5

FG%: 1st Half 9-30 .300, 2nd Half 18-33 .545, Game 27-63 .429; 3FG%: 1st Half 3-7 .429, 2nd Half 7-15 .467, Game 10-22 .455; FT%: 1st Half 6-7 .857, 2nd Half 8-10 .800, Game 14-17 .824; Deadball Rebounds: 2.

Syracuse	FG-A	3FG-A	FT-A	REB	PF	TP	MIN	A	TO	BLK	S
Hakim Warrick, F	6-12	0-0	3-4	4	5	15	25	1	2	0	3
Carmelo Anthony, F	7-17	2-4	2-3	8	2	18	34	3	2	1	2
Craig Forth, C	0-1	0-0	0-0	1	2	0	12	1	0	2	1
Kueth Duany, G	3-9	2-6	4-4	5	0	12	26	0	1	0	1
Gerry McNamara, G	2-6	1-4	4-5	2	2	9	37	3	0	0	0
Billy Edelin	1-2	0-0	3-4	6	2	5	17	4	3	0	1
Jeremy McNeil	3-6	0-0	0-0	7	3	6	27	0	2	4	0
Josh Pace	7-13	0-0	0-1	2	1	14	12	2	0	0	1
Team				1							
Totals	29-66	5-14	16-21	36	17	79	200	14	10	7	9

FG%: 1st Half 14-34 .412, 2nd Half 15-32 .469, Game 29-66 .439; 3FG%: 1st Half 3-9 .333, 2nd Half 2-5 .400, Game 5-14 .357; FT%: 1st Half 6-6 1.000, 2nd Half 10-15 .667, Game 16-21 .762; Deadball Rebounds: 3.

SCORE BY PERIODS	1	2	F
Auburn	27	51	--
Syracuse	37	42	--

OFFICIALS--John Clougherty, John Higgins, Rick Hartzell
 TECHNICAL FOULS--None
 ATTENDANCE--15,093 (c)



Marquis Daniels put on a show in No. 10-seeded Auburn's 79-78 heart-breaking loss to eventual National Champion and No. 3 seeded Syracuse before a raucous sold out Orangemen crowd in Albany, N.Y. He had game-highs of 27 points and nine rebounds in his last game as a Tiger. Daniels had 17 second-half points against Syracuse's vaunted 2-3 zone as Auburn came back from 17 points down.



National Invitational Tournament

RESULTS

1993

NIT First Round at the Littlejohn Coliseum in Clemson, S.C.
March 18—Clemson 84, Auburn 72

1995

NIT First Round at Beard-Eaves-Memorial Coliseum in Auburn, Ala.
March 15—Marquette 68, Auburn 61

1996

NIT First Round at Beard-Eaves-Memorial Coliseum in Auburn, Ala.
March 13—Tulane 87, Auburn 73 (ot)

1998

NIT First Round at Beard-Eaves-Memorial Coliseum in Auburn, Ala.
March 11—Auburn 77, Southern Miss 62
NIT Second Round at the Bradley Center in Milwaukee, Wis.
March 16—Marquette 75, Auburn 60 (ot)

2001

NIT First Round at Beard-Eaves-Memorial Coliseum in Auburn, Ala.
March 14—Auburn 60, Miami, Fla. 58
NIT Second Round at Mackey Arena in West Lafayette, Ind.
March 20—Purdue 79, Auburn 61

2009

NIT First Round at Beard-Eaves-Memorial Coliseum in Auburn, Ala.
March 18—Auburn 87, UT Martin 82
NIT Second Round at Beard-Eaves-Memorial Coliseum in Auburn, Ala.
March 20—Auburn 74, Tulsa 55
NIT Third Round at Beard-Eaves-Memorial Coliseum in Auburn, Ala.
March 24—Baylor 74, Auburn 72

NIT TOTALS:-Won 4, Lost 6 (.400)

RECORDS

INDIVIDUAL SINGLE GAME

Points—28, Wesley Person (1993 at Clemson)
Field Goals—11, Wesley Person (1993 at Clemson)
Field Goals Attempted—22, Wesley Person (1993 at Clemson)
3-Pointers Made—6, Wesley Person (1993 at Clemson)
3-Pointers Attempted—13, Wesley Person (1993 at Clemson)
3-Point Pct.—.600, Scott Pohlman (3-5, 1998 vs. Southern Miss)
.600, Rasheem Barrett (3-5, 2009 vs. Baylor)
Free Throws— 6, DeWayne Reed (2009 vs. UT Martin)
6, Quantez Robertson (2009 vs. Tulsa)
Free Throws Att.— 10, DeWayne Reed (2009 vs. UT Martin)
Rebounds—13, Korvotney Barber (2009 vs. Baylor)
Assists—7, Jamison Brewer (2001 vs. Miami, Fla.)
Blocks—13, Kyle Davis (2001 vs. Miami, Fla.)*NIT record

TEAM SINGLE GAME

Points—87 (2009 vs. UT Martin)
Field Goals—32 (1993 at Clemson)
Field Goals Attempted—80 (1993 at Clemson)
Field Goal Percentage—.456 (26-57, 2009 vs. Southern Miss)
3-Pointers Made—14 (2009 vs. UT Martin)
3-Pointers Attempted—37 (1993 at Clemson)
3-Point Percentage—.483 (14-29, 2009 vs. UT Martin)
Free Throws—17 (1996 vs. Tulane)
Free Throws Attempted—35 (2009 vs. UT Martin)
Free Throw Percentage—.714 (1998 vs. Southern Miss)
Rebounds—43 (2009 vs. Tulsa)
Fouls—19 ('95 vs. Marquette)/('98 at Marquette)/('01 at Purdue)

OPPONENT INDIVIDUAL SINGLE GAME

Points—33, Lester Hudson (2209 for UT Martin)
Field Goals—12, Lester Hudson (2009 for UT Martin)
Field Goals Attempted—25, Jerald Honeycutt (1996 for Tulane)
3-Pointers Made—6, Lester Hudson (2009 for UT Martin)

3-Pointers Attempted—17, Lester Hudson (2009 for UT Martin)
3-Point Pct.—.714, Aaron Hutchins (5-7, 1995 for Marquette)
Free Throws—6, LeVeldro Simmons (1996 for Tulane)
Free Throws Attempted—7, LeVeldro Simmons (1996 for Tulane)
Rebounds—15, James Jones (2001 for Miami, Fla.)
Assists—10, Tony Miller (1995 for Marquette)

OPPONENT TEAM SINGLE GAME

Points—87 (1996 by Tulane)
Field Goals—34 (1996 by Tulane)
Field Goals Attempted—70 (1996 by Tulane)
Field Goal Percentage—.524 (33-63, 1993 by Clemson)
3-Pointers—11 (2009 by UT Martin)
3-Pointers Attempted—31 (2009 by UT Martin)
3-Point Percentage—.474 (9-19, 1995 by Marquette)
Free Throws—19 (2001 by Purdue)
Free Throws Attempted—30 (1998 at Marquette)
Free Throw Percentage—.842 (23-30, 1998 at Marquette)
Rebounds—45 (2009 by Tulsa)
Fouls—23 (2009 by Tulsa)

BOX SCORES

Clemson 84, Auburn 72

March 18, 1993

NIT First Round

Littlejohn Coliseum • Clemson, SC

Auburn	FG-A	3FG-A	FT-A	REB	PF	TP	MIN	A	TO	BLK	S
Wesley Person	11-22	6-13	0-1	3	3	28	37	1	3	0	1
Aubrey Wiley	6-7	0-0	0-0	11	5	12	27	1	2	1	3
Aaron Swinson	4-8	0-0	0-0	4	1	8	23	1	1	0	1
Reggie Gallon	6-14	2-8	0-0	3	4	14	37	3	2	0	1
Ronnie Battle	3-18	0-12	0-2	3	0	6	36	5	5	0	2
Mark Hutton	2-8	0-2	0-0	8	1	4	30	0	1	3	3
Lance Weems	0-2	0-2	0-0	1	1	0	6	2	0	0	1
Rod Joyce	0-1	0-0	0-0	3	0	0	4	0	2	0	0
Totals	32-80	8-37	0-3	39	15	72	200	13	16	4	12

FG%: 1st Half 16-37 .432, 2nd Half 16-43 .372, Game 32-80 .400; 3-Point FG%:
1st Half 3-14 .214, 2nd Half 5-23 .217, Game 8-37 .216; FT%: 1st Half 0-1 .000,
2nd Half 0-2 .000, Game 0-3 .000. Team Rebounds: 3; Deadball Rebounds: 3.

Clemson	FG-A	3FG-A	FT-A	REB	PF	TP	MIN	A	TO	BLK	S
Andre Bovain	8-15	0-0	2-3	13	1	21	35	2	5	0	2
Devin Gray	11-17	0-1	1-1	9	0	23	36	2	1	1	1
Sharone Wright	4-10	0-0	2-4	6	2	10	36	1	5	5	1
Bruce Martin	4-7	3-6	0-0	7	0	11	30	1	2	1	2
Chris Whitney	4-9	3-6	4-5	4	2	15	36	9	6	0	3
Wayne Buckingham	2-4	0-0	0-1	0	0	4	7	0	0	1	3
Lou Richie	0-1	0-0	0-0	1	4	0	18	5	3	0	3
Jeff Brown	0-0	3-7	0-0	0	4	0	1	0	1	0	0
Frank Tomera	0-0	0-0	0-0	0	0	0	1	0	0	0	0
Totals	33-63	9-20	9-14	43	9	84	200	20	23	8	15

FG%: 1st Half 21-35 .600, 2nd Half 12-28 .429, Game 33-63 .524; 3-Point FG%:
1st Half 6-12 .500, 2nd Half 3-8 .375, Game 9-20 .450; FT%: 1st Half 3-4 .750,
2nd Half 6-10 .600, Game 9-14 .643; Team Rebounds: 3; Deadball Rebounds: 1.

SCORE BY PERIODS	1	2	F
Auburn	35	37	—
Clemson	51	33	—

OFFICIALS—Ron Foxcroft, Michael Kitts, John Hughes
TECHNICAL FOULS—None
ATTENDANCE—9,500



National Invitational Tournament Box Scores

Marquette 68, Auburn 61
March 15, 1995
NIT First Round
Beard-Eaves-Memorial Coliseum
Auburn, Ala.

Marquette	FG	3FG	FT	R	F	TP	A	T	B	S	M
Faisal Abraham	2-5	0-0	0-0	4	2	5	0	2	1	0	17
Roney Eford	0-3	0-2	0-0	2	2	0	4	1	0	1	24
Amal McCaskill	4-10	0-0	0-0	11	2	10	2	0	3	1	34
Anthony Pieper	3-6	2-4	4-6	4	1	12	1	0	0	0	31
Tony Miller	2-6	0-2	5-7	6	2	9	10	4	0	3	38
Chris Crawford	4-6	2-3	0-1	3	3	10	2	2	0	0	20
Aaron Hutchins	7-9	5-7	1-2	2	1	20	0	1	0	2	17
Abel Joseph	1-2	0-0	0-0	0	0	2	0	0	0	0	6
William Gates	0-0	0-0	0-0	1	1	0	0	1	0	0	8
Dwayne Streater	0-1	0-0	0-0	0	0	0	0	1	0	0	2
Zack McCall	0-1	0-1	0-0	1	0	0	0	0	0	0	3
Richard Shaw	0-0	0-0	0-0	0	0	0	0	0	0	0	0
Team	1										
Totals	23-49	9-19	13-20	36	14	68	19	12	4	7	200

FG%: 1st Half 13-25 .520, 2nd Half 10-24 .417, Game 23-49 .469;
 3-Point FG%: 1st Half 6-12 .500, 2nd Half 3-7 .429, Game 9-19 .474; FT%: 1st Half 3-5 .600, 2nd Half 10-15 .667, Game 13-20 .650. Team Rebounds: 1; Deadball Rebounds: 4.

Auburn	FG	3FG	FT	R	F	TP	A	T	B	S	M
Kevin Galloway	0-0	0-0	0-0	0	1	0	0	0	0	0	3
Chris Davis	6-9	0-0	4-9	8	2	16	1	3	1	0	28
Pat Burke	3-8	0-1	0-0	2	0	6	2	3	2	1	32
Wes Flanigan	2-10	0-2	4-5	7	3	8	3	1	1	0	34
Moochie Norris	4-10	1-5	0-0	2	4	9	6	1	0	1	31
Ray Donald	2-4	2-3	0-0	5	3	6	2	0	0	1	27
Lance Weems	6-15	4-11	0-0	5	4	16	2	1	0	2	28
Franklin Williams	0-2	0-0	0-0	2	3	0	0	2	1	1	17
Jim Costner	0-0	0-0	0-0	0	0	0	0	0	1	0	3
Team	1										
Totals	23-58	7-22	8-14	32	19	61	16	12	5	6	200

FG%: 1st Half 14-31 .452, 2nd Half 9-27 .333, Game 23-58 .397;
 3-Point FG%: 1st Half 4-11 .364, 2nd Half 3-11 .273, Game 7-22 .318; FT%: 1st Half 5-8 .625, 2nd Half 3-6 .500, Game 8-14 .571;
 Deadball Rebounds: 2.

SCORE BY PERIODS	1	2	F	
Marquette	35	33	--	68
Auburn	37	24	--	61

OFFICIALS--Hal Lusk, Steven Pyatt, Eddie Jackson
 TECHNICAL FOULS--Amal McCaskill
 ATTENDANCE--9,359



Moochie Norris dished out a team-high six assists in Auburn's NIT first round game vs. Marquette.

Tulane 87, Auburn 73 (ot)
March 13, 1996
NIT First Round
Beard-Eaves-Memorial Coliseum
Auburn, Ala.

Tulane	FG	3FG	FT	R	F	TP	A	T	B	S	M
Correy Childs, F	2-3	0-0	3-4	3	3	7	4	2	0	3	30
Jerald Honeycutt, F	10-25	2-9	2-2	9	2	24	5	1	2	0	40
Lawrence Nelson, C	1-3	0-0	0-2	2	4	2	3	0	0	0	20
LeVeldro Simmons, G	8-18	4-8	6-7	6	2	26	5	4	0	4	41
Chris Cameron, G	6-8	1-1	0-0	11	2	13	3	2	1	2	41
Rayshard Allen	5-7	0-0	0-1	6	0	10	2	2	0	3	24
Shun Sheffield	0-1	0-0	0-0	0	1	0	0	0	0	0	7
Patrick Lewis	0-3	0-2	0-0	1	1	0	2	2	0	0	12
Keith Harris	2-2	1-1	0-0	1	1	0	0	2	0	1	1
Team	3										
Totals	34-70	8-21	11-16	42	16	87	24	13	3	13	255

FG%: 1st Half 16-32 .500, 2nd Half 18-38 .474, Game 34-70 .486;
 3FG%: 1st Half 6-11 .545, 2nd Half 2-10 .200, Game 8-21 .381;
 FT%: 1st Half 4-4 1.000, 2nd Half 7-12 .583, Game 11-16 .688;
 Deadball Rebounds: 5.

Auburn	FG	3FG	FT	R	F	TP	A	T	B	S	M
Bryant Smith, G	1-3	0-2	1-2	4	1	3	0	1	0	0	11
Franklin Williams, F	3-7	2-5	2-2	1	0	10	0	5	0	1	21
Pat Burke, C	1-5	1-2	3-5	8	4	6	2	2	2	0	35
Lance Weems, G	6-13	5-9	2-2	5	4	19	2	2	0	2	35
Wes Flanigan, G	1-11	0-1	3-6	4	2	5	6	4	0	4	41
Alvin Jefferson	7-10	0-0	4-5	7	2	18	0	2	0	1	32
Derek Caldwell	0-5	0-3	2-2	2	0	2	2	0	0	0	13
Ray Donald	2-7	2-6	0-0	3	0	6	2	2	0	1	26
Adrian Chilliest	2-3	0-1	0-0	1	2	4	1	0	0	0	11
Team	3										
Totals	23-64	10-29	17-24	38	15	73	15	18	2	9	225

FG%: 1st Half 9-29 .310, 2nd Half 14-35 .400, Game 23-64 .359;
 3FG%: 1st Half 2-12 .167, 2nd Half 8-17 .471, Game 10-29 .345;
 FT%: 1st Half 8-11 .727, 2nd Half 9-13 .692, Game 17-24 .708;
 Deadball Rebounds: 4.

SCORE BY PERIODS	1	2	OT	F	
Tulane	42	29	16	--	87
Auburn	28	43	2	--	73

OFFICIALS--Michael Constabile, Reginald Cofer, Frankie Bordaux
 TECHNICAL FOULS--None
 ATTENDANCE--5,163



Wes Flanigan had a game-high six assists and four steals in Auburn's 87-73 overtime loss to Tulane in the 1996 NIT First Round at Beard-Eaves-Memorial Coliseum.

Auburn 77, Southern Miss 62
March 11, 1998
NIT First Round
Beard-Eaves-Memorial Coliseum
Auburn, Ala.

Southern Miss	FG	3FG	FT	R	F	TP	A	T	B	S	M
Rod Agee, F	5-10	2-4	2-2	5	4	14	5	2	0	1	32
Kelly McCarty, F	7-14	0-2	2-2	6	3	16	0	3	1	0	38
Pedro Phillips, C	4-8	2-5	0-0	2	4	10	4	4	0	0	24
Mel Cauthen, G	5-9	0-0	0-1	4	1	10	5	4	0	2	35
Jimmie Floyd, G	1-3	0-0	0-2	2	2	2	2	2	1	1	33
Kevin Winn	0-0	0-0	0-0	0	1	0	0	1	0	0	6
Arthur Stapleton	1-5	0-2	3-4	4	1	5	4	2	0	2	19
Robert Lewis	1-1	1-1	0-0	0	0	3	0	0	0	0	1
Vandarel Jones	1-3	0-0	0-0	1	4	2	0	3	2	0	12
Team	4										
Totals	25-53	5-14	7-9	28	20	62	20	21	4	6	200


FG%: 1st Half 14-25 .560, 2nd Half 11-28 .393, Game 25-53 .472;
 3FG%: 1st Half 2-4 .500, 2nd Half 3-10 .300, Game 5-14 .357;
 FT%: 1st Half 6-6 1.000, 2nd Half 1-3 .333, Game 7-9 .778;
 Deadball Rebounds: 5.

Auburn	FG	3FG	FT	R	F	TP	A	T	B	S	M
Bryant Smith, F	4-12	0-1	1-2	4	4	9	4	2	0	5	35
Adrian Chilliest, F	1-4	0-0	1-2	12	3	3	2	1	0	0	24
Mamadou N'diaye, C	8-11	0-0	3-4	5	4	19	2	2	2	0	29
Scott Pohlman, G	5-9	3-5	1-2	2	0	14	1	0	0	3	29
Doc Robinson, G	4-14	1-4	4-5	2	13	6	4	0	3	34	
Clifton Robinson	0-0	0-0	0-0	0	0	0	0	0	0	0	1
Daymeon Fishback	2-7	1-5	2-2	7	1	7	3	2	1	0	24
Dudley Smith	0-0	0-0	0-0	0	0	0	0	0	0	0	1
Kendell Mack	0-0	0-0	0-0	0	0	0	0	0	0	0	3
John Gomillion	0-0	0-0	0-0	0	0	0	0	0	0	0	1
Franklin Williams	4-10	1-6	3-4	3	2	12	0	2	0	0	19
Team	3										
Totals	28-67	6-21	15-21	38	16	77	18	13	3	11	200

FG%: 1st Half 12-30 .400, 2nd Half 16-37 .432, Game 28-67 .418;
 3FG%: 1st Half 4-13 .308, 2nd Half 2-8 .250, Game 6-21 .286;
 FT%: 1st Half 6-8 .750, 2nd Half 9-13 .692, Game 15-21 .714;
 Deadball Rebounds: 4.

SCORE BY PERIODS	1	2	F	
Southern Miss	36	26	--	62
Auburn	34	43	--	77

OFFICIALS--Jackie Loube, Kevin Quirk, George Harry
 TECHNICAL FOULS--None
 ATTENDANCE--5,191



Mamadou N'diaye, playing two days after his father passed away, scored a career-high 19 points to pace Auburn to a 77-62 victory over Southern Miss in the NIT first round. It was the Tigers's first postseason win in a decade.



National Invitational Tournament Box Scores

Marquette 75, Auburn 60 (ot)
March 16, 1998
NIT Second Round
Bradley Center
Milwaukee, Wis.

Auburn	FG	3FG	FT	R	F	TP	A	T	B	S	M
Bryant Smith, F	3-5	1-3	3-5	3	0	10	3	3	0	3	41
Adrian Chilliast, F	1-2	0-0	1-2	7	4	3	0	3	0	0	20
Mamadou N'diaye, C	2-5	0-0	3-5	5	4	7	0	2	4	0	28
Scott Pohlman, G	7-14	3-9	2-2	4	2	19	0	1	0	1	37
Daymeon Fishback, G	3-12	0-4	0-0	4	3	6	5	0	1	2	37
Clifton Robinson	2-3	1-1	2-2	1	0	7	1	0	0	0	6
Kendell Mack	0-0	0-0	0-0	0	0	0	0	0	0	0	3
Franklin Williams	1-3	0-2	0-0	2	3	2	1	2	0	0	19
Doc Robinson	3-13	0-5	0-0	2	3	6	4	4	0	0	34
Team				2							
Totals	22-57	5-24	11-16	30	19	60	14	16	5	6	225


FG%: 1st Half 15-30 .500, 2nd Half 7-27 .259, Game 22-57 .386;
 3FG%: 1st Half 2-6 .333, 2nd Half 3-18 .167, Game 5-24 .208;
 FT%: 1st Half 3-4 .750, 2nd Half 8-12 .667, Game 11-16 .688;
 Deadball Rebounds: 8.

Marquette	FG	3FG	FT	R	F	TP	A	T	B	S	M
Mike Bargaen, F	3-7	1-4	3-4	6	5	10	0	2	1	0	34
Richard Shaw, F	2-5	0-0	3-4	8	1	7	0	2	1	0	30
Jarrold Lovette, C	7-12	1-3	3-4	5	1	18	0	2	0	2	36
Aaron Hutchins, G	3-11	1-6	1-2	5	3	8	8	3	0	0	38
Brian Wardle, G	3-11	2-3	4-5	5	2	12	4	1	1	1	32
John Cliff	2-3	1-2	2-3	2	1	7	0	1	0	0	15
Marcus West	1-2	0-1	4-4	2	0	6	2	1	0	1	23
Abel Joseph	1-1	0-0	2-2	1	1	4	1	0	1	0	10
John Mueller	0-0	0-0	0-0	0	0	0	0	0	0	0	1
Greg Clausen	1-2	0-0	1-2	1	0	3	0	0	0	0	6
Team				1							
Totals	23-54	6-19	23-30	36	14	75	15	12	4	4	225

FG%: 1st Half 10-21 .476, 2nd Half 13-33 .394, Game 23-54 .426;
 3FG%: 1st Half 3-6 .500, 2nd Half 3-13 .231, Game 6-19 .316;
 FT%: 1st Half 7-11 .636 2nd Half 16-19 .842, Game 23-30 .767;
 Team Rebounds: 1; Deadball Rebounds: 4.

SCORE BY PERIODS	1	2	OT	F
Auburn	35	25	0	60
Marquette	30	30	15	75

OFFICIALS--Steve Skiles, Tom Grzynski, Norm Nelson
 TECHNICAL FOULS--None
 ATTENDANCE--8,692



Auburn 60, Miami (Fla.) 58
March 14, 2001
NIT First Round
Beard-Eaves-Memorial Coliseum
Auburn, Ala.

Miami, Fla.	FG	3FG	FT	R	F	TP	A	T	B	S	M
Darius Rice, F	5-15	1-8	3-3	4	2	14	3	1	0	0	34
James Jones, F	7-13	2-5	4-6	15	2	20	0	2	2	1	36
Dwayne Wimbley, C	1-7	0-0	1-3	4	4	3	0	5	1	1	25
Michael Simmons, G	0-0	0-0	0-0	1	3	0	5	1	0	0	20
John Salmos, G	6-13	2-2	0-0	2	1	14	3	4	0	6	35
Leroy Hurd	2-6	0-1	1-2	2	2	5	1	1	0	2	18
Joe Gordon	1-6	0-3	0-0	8	2	2	2	2	0	0	19
Marcus Barnes	0-2	0-2	0-0	0	1	0	1	1	0	1	13
Team				4							
Totals	22-62	5-21	9-14	40	17	58	15	17	3	11	200

FG%: 1st Half 16-34 .471, 2nd Half 6-28 .214, Game 22-62 .355;
 3-Point FG%: 1st Half 5-14 .357, 2nd Half 0-7 .000, Game 5-21 .238;
 FT%: 1st Half 4-7 .571, 2nd Half 5-7 .714, Game 9-14 .643;
 Deadball Rebounds: 3.

Auburn	FG	3FG	FT	R	F	TP	A	T	B	S	M
Abdou Diame, F	6-9	0-0	1-1	4	3	13	0	0	1	0	24
Kyle Davis, C	2-6	0-0	3-4	8	4	7	0	2	13	1	33
Jamison Brewer, G	2-6	0-3	0-0	6	1	4	7	4	0	2	37
Scott Pohlman, G	2-7	0-3	0-0	1	1	4	1	2	1	2	17
Adam Harrington, G	3-5	2-3	1-1	2	1	9	1	5	0	1	20
Marquis Daniels	5-14	1-2	4-6	8	2	15	2	2	0	2	32
Reggie Sharp	1-3	0-1	0-0	1	2	2	2	1	0	1	11
Marin Bota	0-0	0-0	0-0	1	0	0	0	2	0	0	2
Lincoln Glass	4-12	2-7	2-4	1	0	14	17	1	0	0	0
Team				1							
Totals	19-62	5-19	21-29	38	25	66	14	16	15	8	200

FG%: 1st Half 13-29 .448, 2nd Half 10-28 .357, Game 23-57 .404;
 3-Point FG%: 1st Half 2-8 .250, 2nd Half 3-11 .273, Game 5-19 .263;
 FT%: 1st Half 3-4 .750, 2nd Half 6-8 .750, Game 9-12 .750;
 Team Rebounds: 1; Deadball Rebounds: 2.

SCORE BY PERIODS	1	2	F	
Miami, Fla.	41	17	--	58
Auburn	31	29	--	60

OFFICIALS--Bob Donato, Olandis Poole, Mike Eades
 TECHNICAL FOULS--None
 ATTENDANCE--5,249



Freshman Kyle Davis had a NIT and Auburn record 13 blocked shots vs. Miami, one shy of the NCAA record.

Purdue 79, Auburn 61
March 20, 2001
NIT Second Round
Mackey Arena
West Lafayette, Ind.

Auburn	FG	3FG	FT	R	F	TP	A	T	B	S	M
Abdou Diame, F	2-7	0-0	0-1	3	2	4	1	1	1	1	23
Kyle Davis, C	7-10	0-0	5-5	9	3	19	0	2	4	2	32
Marquis Daniels, G	5-12	1-2	3-3	7	5	14	0	5	1	3	35
Jamison Brewer, G	2-4	0-0	0-0	3	1	4	2	3	0	2	27
Lincoln Glass, G	1-8	0-6	0-0	3	1	2	6	1	0	2	23
Scott Pohlman	7-17	3-8	1-3	7	2	18	2	1	0	1	33
Reggie Sharp	0-5	0-3	0-0	1	0	0	3	1	0	1	15
Adam Harrington	0-4	0-2	0-0	0	5	0	2	4	0	1	11
Marin Bota	0-0	0-0	0-0	0	0	0	0	0	0	0	1
Team				0							
Totals	24-67	4-21	9-12	33	19	61	16	18	6	13	200


FG%: 1st Half 7-29 .241, 2nd Half 17-38 .447, Game 24-67 .358;
 3FG%: 1st Half 2-9 .222, 2nd Half 2-12 .167, Game 4-21 .190;
 FT%: 1st Half 6-7 .857, 2nd Half 3-5 .600, Game 9-12 .750;
 Deadball Rebounds: 1.

Purdue	FG	3FG	FT	R	F	TP	A	T	B	S	M
Brett Buscher, F	3-10	0-0	0-0	5	5	6	1	3	0	4	20
John Allison, C	4-6	0-0	0-0	7	1	8	0	1	6	0	21
Maynard Lewis, G	4-6	3-5	5-6	3	0	16	1	2	1	0	21
Kenneth Lowe, G	3-6	1-3	5-6	2	2	12	0	1	0	3	24
Carson Cunningham, G	1-3	0-2	2-2	0	3	4	6	4	0	0	21
Willie Deane	3-6	1-3	0-0	5	1	7	3	0	1	0	15
Austin Parkinson	0-1	0-0	0-0	2	1	0	3	0	0	0	15
Joe Marshall	0-4	0-2	3-4	3	1	3	2	0	1	0	20
Adam Wetzel	2-2	0-0	1-2	3	0	5	0	2	0	0	10
Travis Best	0-0	0-0	2-2	1	0	2	1	3	0	0	4
Rodney Smith	6-14	3-5	0-1	6	2	15	2	1	0	1	20
Kevin Garrity	0-0	0-0	1-2	1	0	1	0	0	0	0	9
Team				5							
Totals	26-58	8-20	19-25	43	16	79	19	17	8	9	200

FG%: 1st Half 11-32 .344, 2nd Half 15-26 .577, Game 26-58 .448;
 3FG%: 1st Half 1-9 .111, 2nd Half 7-11 .636, Game 8-20 .400;
 FT%: 1st Half 5-6 .833 2nd Half 14-19 .737, Game 19-25 .760;
 Deadball Rebounds: 7.

SCORE BY PERIODS	1	2	F	
Auburn	22	39	--	61
Purdue	28	51	--	79

OFFICIALS--Ted Valentine, Gene Monje, Robert Pennington
 TECHNICAL FOULS--None
 ATTENDANCE--5,261



Scott Pohlman had 18 points and seven rebounds in his last game as a Tiger in Auburn's 79-61 loss at Purdue in the NIT second round.



National Invitational Tournament Box Scores

Auburn 87, UT Martin 82
March 18, 2009
NIT First Round
Beard-Eaves-Memorial Coliseum
Auburn, Ala.

UT Martin	FG	3FG	FT	R	F	TP	A	T	B	S	M
Djero Riedewald,F	1-2	0-0	0-0	6	2	2	0	1	0	0	15
Oladide Hay, F	3-3	0-0	2-2	4	4	8	0	3	0	2	28
Delrico Lane, G	1-3	1-1	2-2	4	4	5	3	1	0	3	37
Marquis Weddle,G	2-11	2-9	2-2	0	3	8	0	2	0	0	19
Lester Hudson,G	12-24	6-17	3-3	12	4	33	7	6	0	2	40-
Benor Simmons	5-13	0-1	2-3	6	0	12	0	1	0	1	25
Dominique Mpono	0-0	0-0	0-0	2	0	0	0	0	0	0	2
Reuben Clayton	5-8	2-3	0-1	2	1	12	1	1	0	1	25
Mj Brown	0-0	0-0	0-0	0	0	0	0	0	0	0	0+
Eric Massey	1-2	0-0	0-1	2	4	2	0	0	0	1	9
Team				2							
Totals	30-66	11-31	11-14	37	22	82	11	15	0	10	200

FG%: 1st Half 13-29 .448, 2nd Half 17-37 .459, Game 30-66 .455;
 3FG%: 1st Half 4-15 .267, 2nd Half 7-16 .438, Game 11-31 .355;
 FT%: 1st Half 5-8 .625, 2nd Half 6-6 1.000, Game 11-14 .786;
 Deadball Rebounds: 2.

Auburn	FG	3FG	FT	R	F	TP	A	T	B	S	M
Korvotney Barber,F	3-4	0-0	4-8	8	3	10	2	1	2	0	26
DeWayne Reed,G	6-15	5-10	6-10	5	2	23	2	5	0	2	38
Rasheem Barrett,G	3-12	2-5	0-0	7	0	8	3	2	0	2	26
Tez Robertson, G	6-8	2-3	5-5	6	2	19	6	2	0	4	36
Tay Waller, G	2-5	1-3	1-2	1	3	6	0	2	0	0	15
Lucas Hargrove	3-6	2-4	1-4	4	1	9	1	2	1	1	28
Larry Williams	0-0	0-0	0-0	1	0	0	0	0	0	1	5
Frankie Sullivan	3-7	2-4	2-4	1	2	10	3	0	0	1	21
Brendon Knox	0-0	0-0	2-2	1	2	2	0	0	0	0	5
Team				3							
Totals	26-57	14-29	21-35	37	15	87	17	14	3	11	200

FG%: 1st Half 16-33 .485, 2nd Half 10-24 .417, Game 26-57 .456;
 3FG%: 1st Half 8-15 .533, 2nd Half 6-14 .429, Game 14-29 .483;
 FT%: 1st Half 6-7 .857, 2nd Half 15-28 .536, Game 21-35 .600;
 Deadball Rebounds: 8.

SCORE BY PERIODS	1	2	F	
UT Martin (22-10)	35	47	--	82
Auburn (23-11)	46	41	--	87

OFFICIALS--Sean Casady, Tim Comer, Brian Shey
 TECHNICAL FOULS--None
 ATTENDANCE--4,008



DeWayne Reed scored a career-high 23 points while going 5-of-10 from 3-point range to lead Auburn to an 87-82 win over UT Martin in the NIT first round.

Auburn 74, Tulsa 55
March 20, 2009
NIT Second Round
Beard-Eaves-Memorial Coliseum
Auburn, Ala.

Tulsa	FG	3FG	FT	R	F	TP	A	T	B	S	M
Bishop Wheatley,F	1-2	0-0	2-2	3	1	4	0	2	1	0	22
Ray Reese, F	2-8	0-4	1-2	1	2	5	2	2	0	1	33
Jerome Jordan, C	2-7	0-0	0-4	10	4	4	1	3	0	0	19
Ben Uzoh, G	5-13	1-5	2-2	9	2	13	2	7	0	2	36
Justin Hurtt, G	7-13	2-5	0-0	1	2	16	1	0	0	2	32
Shane Heirman	0-0	0-0	0-0	0	0	0	0	0	0	0	1
Bassel Bawji	0-1	0-0	0-0	0	0	0	0	0	0	0	1
Steven Idlet	3-7	0-0	0-0	6	5	6	0	1	1	1	16
Will Sanger	0-0	0-0	0-0	1	0	0	0	0	0	0	1
Glenn Andrews	2-9	2-4	1-2	5	4	7	0	1	0	0	19
Joe Richard	0-2	0-0	3-0	0	0	0	0	0	0	1	9
Colter Morgan	0-1	0-0	0-0	0	0	0	0	0	0	0	1
Sam Mitchell	0-1	0-0	0-0	2	3	0	0	2	0	0	10
Team				4							
Totals	22-64	5-18	6-12	45	23	55	6	18	2	7	200

FG%: 1st Half 9-30 .300, 2nd Half 13-34 .382, Game 22-64 .344;
 3FG%: 1st Half 2-8 .250, 2nd Half 3-10 .300, Game 5-18 .278;
 FT%: 1st Half 2-4 .500, 2nd Half 4-8 .500, Game 6-12 .500;
 Deadball Rebounds: 2.

Auburn	FG	3FG	FT	R	F	TP	A	T	B	S	M
Korvotney Barber,F	4-8	0-0	1-2	2	4	9	1	1	0	0	13
DeWayne Reed,G	4-11	1-4	3-6	5	2	12	5	5	0	5	32
Rasheem Barrett,G	7-13	2-4	1-2	4	2	17	2	0	0	0	31
Tez Robertson, G	0-4	0-1	6-6	4	1	6	5	1	0	3	30
Tay Waller, G	3-7	3-7	0-0	3	2	9	0	1	1	0	26
Lucas Hargrove	1-6	0-1	2-3	6	2	4	1	1	0	0	23
Larry Williams	1-1	1-1	0-0	0	0	3	0	0	0	0	1
Frankie Sullivan	4-9	1-3	1-2	1	2	10	0	1	0	3	15
Jake Drum	0-0	0-0	0-0	0	0	0	0	0	0	0	1
Brendon Knox	1-2	0-0	2-4	4	3	4	1	2	1	1	19
Johnnie Lett	0-0	0-0	0-0	4	0	0	0	2	1	0	7
Francis Aihe	0-0	0-0	0-0	1	0	0	0	0	0	0	1
Team				8							
Totals	25-61	8-21	16-25	43	17	74	16	14	3	12	200

FG%: 1st Half 10-31 .323, 2nd Half 15-30 .500, Game 25-61 .410;
 3FG%: 1st Half 4-12 .333, 2nd Half 4-9 .444, Game 8-21 .381;
 FT%: 1st Half 9-14 .643, 2nd Half 7-11 .636, Game 16-25 .640;
 Deadball Rebounds: 8.

SCORE BY PERIODS	1	2	F	
Tulsa (25-11)	22	33	--	55
Auburn (24-11)	33	41	--	74

OFFICIALS--Sean Hull, Kevin Mathis, Craig Murley
 TECHNICAL FOULS--None
 ATTENDANCE--4,092



Rasheem Barrett scored 17 points to lead Auburn to a 74-55 win over Tulsa putting the Tigers in the NIT quarterfinals for the first time.

Baylor 74, Auburn 72
March 24, 2009
NIT Quarterfinals
Beard-Eaves-Memorial Coliseum
Auburn, Ala.

Baylor	FG	3FG	FT	R	F	TP	A	T	B	S	M
Kevin Rogers, F	7-12	0-0	1-2	12	3	15	1	1	0	1	38
Josh Lomers, C	0-1	0-0	0-0	5	3	0	0	2	2	0	17
Curtis Jerrells, G	5-14	1-6	5-6	3	1	16	8	1	0	0	35
LaceDarius Dunn,G	6-10	2-5	5-6	9	4	19	0	2	0	1	35
Tweety Carter, G	5-9	3-6	0-1	2	3	13	5	1	0	2	34
Henry Dugat	2-4	1-2	0-0	1	5	1	4	0	2	1	9
Mamadou Diene	2-3	0-0	2-2	5	2	6	0	1	2	0	20
Anthony Jones	0-1	0-0	0-0	1	0	0	0	0	0	0	2
Team				1							
Totals	27-54	7-19	13-17	39	17	74	15	12	4	6	200

FG%: 1st Half 15-30 .500, 2nd Half 12-24 .500, Game 27-54 .500;
 3FG%: 1st Half 4-10 .400, 2nd Half 3-9 .333, Game 7-19 .368;
 FT%: 1st Half 3-4 .750, 2nd Half 10-13 .769, Game 13-17 .765;
 Deadball Rebounds: 0.

Auburn	FG	3FG	FT	R	F	TP	A	T	B	S	M
Korvotney Barber,F	4-12	0-0	3-5	13	3	11	2	1	0	0	33
DeWayne Reed,G	5-10	2-7	1-5	1	3	13	0	2	0	0	31
Rasheem Barrett,G	6-15	3-5	1-2	5	2	16	2	1	0	1	34
Tez Robertson, G	1-2	0-1	4-4	4	2	6	5	0	0	1	27
Tay Waller, G	2-8	2-7	2-2	1	1	8	2	1	0	2	25
Lucas Hargrove	3-7	0-2	2-3	3	3	8	2	1	1	1	22
Frankie Sullivan	3-9	2-5	0-0	3	3	8	1	2	0	0	22
Brendon Knox	1-1	0-0	0-0	1	0	2	0	0	0	0	6
Team				4							
Totals	25-64	9-27	13-21	35	17	72	14	8	1	5	200

FG%: 1st Half 13-30 .433, 2nd Half 12-34 .353, Game 25-64 .391;
 3FG%: 1st Half 6-15 .400, 2nd Half 3-12 .250, Game 9-27 .333;
 FT%: 1st Half 4-8 .500, 2nd Half 9-13 .692, Game 13-21 .619;
 Deadball Rebounds: 4.

SCORE BY PERIODS	1	2	F	
Baylor (23-14)	37	37	--	74
Auburn (24-12)	36	36	--	72

OFFICIALS--James Breeding, Raymond Styons, Dwayne Gladden
 TECHNICAL FOULS--None
 ATTENDANCE--6,582



Korvotney Barber recorded his 13th double-double of the season with 11 points and 13 rebounds in Auburn's 74-72 NIT Quarterfinal loss to Baylor.



All-Time Lineups (1950-2016)

1949-50 (17-7, 12-6 SEC)

F—Jack Glasgow, 5.6 ppg
 F—George Hill, 8.0 ppg
 C—Bill Lynn, 14.7 ppg
 G—Don Lanford, 10.5 ppg
 G—Roy Brawner, 6.2 ppg
 Top Sub—Dan Pridgen, 4.3 ppg

1950-51 (12-10, 6-8-SEC)

F—George Hill, 9.3 ppg, 7.8 rpg
 F—Bubber Farish, 7.1 ppg, 3.6 rpg
 C—Dan Pridgen, 13.9 ppg, 9.1 rpg
 G—Don Lanford, 11.2 ppg, 5.8 rpg
 G—Roy Brawner, 8.7 ppg, 4.2 rpg
 Top Sub—Roger Weldon, 5.8 ppg, 4.8 rpg

1951-52 (14-12, 6-8 SEC)

F—Bill Fickling, 7.1 ppg, 6.8 rpg
 F—Roger Weldon, 8.3 ppg, 5.5 rpg
 C—Jim Martin, 8.3 ppg, 8.0 rpg
 G—Inman Veal, 10.9 ppg, 4.3 rpg
 G—Vince Dooley, 6.0 ppg, 4.9 rpg
 Top Subs—Jack Turner, 7.5 ppg, 3.1 rpg;
 Bubber Farish, 4.3 ppg, 2.5 rpg;
 Robert Fenn, 6.7 ppg, 7.8 rpg

1952-53 (13-8, 6-7 SEC)

F—Bill Fickling, 5.3 ppg, 5.7 rpg
 F—Jim O'Donnell, 9.6 ppg, 5.7 rpg
 C—Bob Miller, 15.8 ppg, 12.3 rpg
 G—Jack Turner, 10.7 ppg, 4.0 rpg
 G—Bill Kirkpatrick, 5.3 ppg, 1.3 rpg
 Top Subs—John Cochran, 6.4 ppg,
 7.4 rpg; Bubber Farish, 6.0 ppg, 2.6 rpg

1953-54 (17-7, 8-6 SEC)

F—Bill Fickling, 5.9 ppg, 4.7 rpg
 F—John Cochran, 8.2 ppg, 5.9 rpg
 C—Bob Miller, 17.8 ppg, 11.5 rpg
 G—Bill Kirkpatrick, 9.7 ppg, 1.8 rpg
 G—Jack Turner, 9.3 ppg, 4.4 rpg
 Top Subs—Jim O'Donnell, 8.0 ppg,
 5.4 rpg; Jim Martin, 6.8 ppg, 5.9 rpg

1954-55 (11-9, 6-8 SEC)

F—Jim O'Donnell, 15.9 ppg, 8.6 rpg
 F—Herb Slayden, 8.0 ppg, 5.0 rpg
 C—Gordon Mummert, 11.2 ppg, 8.5 rpg
 G—Bill Kirkpatrick, 18.7 ppg, 3.0 rpg
 G—Brownie Nelson, 10.6 ppg, 6.2 rpg
 Top Subs—Henry Sturkie, 5.2 ppg,
 4.2 rpg; Jim Diamond, 8.6 ppg, 9.9 rpg

1955-56 (11-10, 8-6 SEC)

F—Jim O'Donnell, 14.9 ppg, 8.6 rpg
 F—Kay Slayden, 14.1 ppg, 6.5 rpg
 C—Bill McGriff, 15.9 ppg, 10.2 rpg
 G—Henry Sturkie, 9.1 ppg, 4.1 rpg
 G—Brownie Nelson, 9.9 ppg, 5.5 rpg
 Top Subs—Jim Diamond, 4.2 ppg, 4.3 rpg;
 Terry Chandler, 4.3 ppg, 2.7 rpg

1956-57 (13-8, 8-6 SEC)

F—Henry Sturkie, 7.9 ppg, 5.0 rpg
 F—Rex Frederick, 15.6 ppg, 15.3 rpg
 C—Bill McGriff, 11.3 ppg, 8.0 rpg
 G—Henry Hart, 14.2 ppg, 6.7 rpg

G—Jimmy Lee, 15.9 ppg, 4.6 rpg
 Top Subs—Terry Chandler, 4.5 ppg, 2.3 rpg; Bob
 Tucker, 3.4 ppg, 1.4 rpg

1957-58 (16-6, 11-3 SEC)

F—Rex Frederick, 16.1 ppg, 14.8 rpg
 F—Terry Chandler, 6.4 ppg, 5.2 rpg
 C—Bill McGriff, 6.7 ppg, 5.2 rpg
 G—Jimmy Lee, 13.8 ppg, 3.4 rpg
 G—Bob Tucker, 10.5 ppg, 3.6 rpg
 Top Subs—Bill Gregory, 5.4 ppg, 6.0 rpg; Shot
 Johnston, 7.8 ppg, 7.4 rpg

1958-59 (20-2, 12-2 SEC)

F—David Vaughn, 9.6 ppg, 5.0 rpg
 F—Jimmy Fibbe, 11.1 ppg, 7.5 rpg
 C—Rex Frederick, 12.7 ppg, 12.9 rpg
 G—Jimmy Lee, 13.1 ppg, 4.6 rpg
 G—Henry Hart, 13.0 ppg, 5.3 rpg
 Top Sub—Porter Gilbert, 8.5 ppg, 3.5 rpg

1959-60 (19-3, 12-2 SEC • Champions)

F—Ray Groover, 11.6 ppg, 3.0 rpg
 F—David Vaughn, 11.7 ppg, 7.0 rpg
 C—Jimmy Fibbe, 12.3 ppg, 6.9 rpg
 G—Henry Hart, 15.5 ppg, 5.9 rpg
 G—Porter Gilbert, 11.4 ppg, 5.5 rpg
 Top Subs—Bayward McManus, 3.3 ppg,
 1.7 rpg; Bill Ross, 3.7 ppg, 1.9 rpg

1960-61 (15-7, 8-6 SEC)

F—David Vaughn, 10.6 ppg, 6.1 rpg
 F—Jimmy Fibbe, 14.7 ppg, 6.5 rpg
 C—Layton Johns, 5.5 ppg, 6.1 rpg
 G—Ray Groover, 14.1 ppg, 3.0 rpg
 G—Porter Gilbert, 11.2 ppg, 3.6 rpg
 Top Sub—Bill Tinker, 4.9 ppg, 2.8 rpg

1961-62 (18-6, 11-3 SEC)

F—Bill Tinker, 11.8 ppg, 5.3 rpg
 F—Mack Kirkland, 7.3 ppg, 6.3 rpg
 C—Layton Johns, 15.7 ppg, 11.3 rpg
 G—Larry Chapman, 10.6 ppg, 4.0 rpg
 G—Bill Ross, 6.7 ppg, 3.7 rpg
 Top Sub—John Blackwell, 4.3 ppg, 1.8 rpg

1962-63 (18-4, 10-4 SEC)

F—Bill Tinker, 7.9 ppg, 4.7 rpg
 F—John Blackwell, 13.9 ppg, 4.1 rpg
 C—Layton Johns, 15.0 ppg, 12.5 rpg
 G—Larry Chapman, 10.0 ppg, 3.0 rpg
 G—Larry Cart, 13.4 ppg, 3.0 rpg
 Top Subs—Freddie Guy, 2.8 ppg, 3.2 rpg;
 Joe Newton, 3.6 ppg, 3.7 rpg;
 Mack Kirkland, 3.0 ppg, 2.7 rpg

1963-64 (11-12, 6-8 SEC)

F—Freddie Guy, 13.3 ppg, 11.7 rpg
 F—Lee DeFore, 17.7 ppg, 7.7 rpg
 C—Joe Newton, 10.5 ppg, 7.5 rpg
 G—Larry Chapman, 9.1 ppg, 4.0 rpg
 G—John Blackwell, 13.1 ppg, 3.9 rpg
 Top Sub—Tom Fibbe, 5.2 ppg, 2.6 rpg

1964-65 (16-9, 11-5 SEC)

F—Freddie Guy, 12.4 ppg, 12.2 rpg
 F—Lee DeFore, 15.8 ppg, 6.3 rpg
 C—Joe Newton, 14.8 ppg, 9.5 rpg
 G—Larry Cart, 9.2 ppg, 2.0 rpg
 G—Tom Fibbe, 4.9 ppg, 1.8 rpg
 Top Sub—Jimmy Montgomery, 4.8 ppg, 1.5 rpg

1965-66 (16-10, 8-8 SEC)

F—Lee DeFore, 23.7 ppg, 9.6 rpg
 F—Monk Montgomery, 11.7 ppg, 3.9 rpg
 C—Ronnie Quick, 6.6 ppg, 5.5 rpg
 G—Bob Buisson, 11.9 ppg, 3.8 rpg
 G—Alex Howell, 4.4 ppg, 2.5 rpg
 Top Subs—Tee Faircloth, 3.8 ppg, 2.3
 rpg; Joe Millsap, 8.7 ppg, 5.1 rpg

1966-67 (17-8, 12-6 SEC)

F—Wally Tinker, 9.6 ppg, 8.4 rpg
 F—Tom Perry, 7.7 ppg, 3.3 rpg
 C—Ronnie Quick, 12.2 ppg, 7.6 rpg
 G—Bob Buisson, 11.5 ppg, 3.1 rpg
 G—Alex Howell, 14.0 ppg, 3.2 rpg
 Top Subs—Joe Millsap, 6.8 ppg, 3.3 rpg;
 Tee Faircloth, 4.1 ppg, 1.4 rpg

1967-68 (13-13, 8-10 SEC)

F—Wally Tinker, 14.5 ppg, 5.0 rpg
 F—Tom Perry, 9.1 ppg, 3.4 rpg
 C—Bill Alexander, 13.4 ppg, 7.4 rpg
 G—Alex Howell, 12.0 ppg, 3.5 rpg
 G—Carl Shetler, 5.4 ppg, 2.1 rpg
 Top Sub—Ron Jackson, 9.8 ppg, 5.0 rpg

1968-69 (15-10, 10-8 SEC)

F—Tom Perry, 6.4 ppg, 4.1 rpg
 F—Wally Tinker, 13.8 ppg, 7.8 rpg
 C—Bill Alexander, 13.4 ppg, 7.4 rpg
 G—Carl Shetler, 12.9 ppg, 2.5 rpg
 G—John Mengelt, 19.4 ppg, 4.2 rpg
 Top Subs—Ronnie Jackson, 6.5 ppg, 3.2
 rpg; Randall Walker, 4.6 ppg, 3.2 rpg

1969-70 (15-11, 11-7 SEC)

F—Ronnie Jackson, 4.1 ppg, 5.4 rpg
 F—Henry Harris, 12.5 ppg, 7.5 rpg
 C—Bill Alexander, 13.6 ppg, 12.1 rpg
 G—Carl Shetler, 10.7 ppg, 1.6 rpg
 G—John Mengelt, 26.8 ppg, 6.0 rpg
 Top Sub—Jimmy Walker, 3.7 ppg, 2.0 rpg

1970-71 (11-15, 8-10 SEC)

F—Henry Harris, 11.6 ppg, 6.4 rpg
 F—Jim Retseck, 14.8 ppg, 11.3 rpg
 C—Al Leapheart, 11.2 ppg, 8.3 rpg
 G—John Mengelt, 28.4 ppg, 4.1 rpg
 G—Jimmy Walker, 4.0 ppg, 2.2 rpg
 Top Sub—Gary England, 4.5 ppg, 1.5 rpg

1971-72 (10-16, 6-12 SEC)

F—Jim Retseck, 16.5 ppg, 9.2 rpg
 F—Dan Kirkland, 13.4 ppg, 4.7 rpg
 C—Al Leapheart, 8.2 ppg, 4.2 rpg
 G—Gary England, 9.2 ppg, 2.3 rpg
 G—Henry Harris, 11.3 ppg, 6.2 rpg
 Top Sub—Mike Christian, 8.3 ppg, 1.3 rpg



All-Time Lineups (1950-2016)

1972-73 (6-20, 4-14 SEC)

F—Albert Johnson, 7.3 ppg, 6.0 rpg
 F—Gary Redding, 11.5 ppg, 8.2 rpg
 C—Ralph Smith, 7.3 ppg, 5.1 rpg
 G—Gary England, 12.8 ppg, 2.3 rpg
 G—Mike Christian, 12.2 ppg, 3.0 rpg
 Top Sub—Bob Bond, 5.8 ppg, 4.6 rpg

1973-74 (10-16, 5-13 SEC)

F—Gary Redding, 12.0 ppg, 9.4 rpg
 F—Bob Bond, 5.3 ppg, 5.9 rpg
 C—Pepto Bolden, 10.5 ppg, 11.6 rpg
 G—Mike Christian, 14.1 ppg, 2.3 rpg
 G—Eddie Johnson, 21.8 ppg, 4.0 rpg
 Top Sub—Bob Osberry, 9.7 ppg, 5.5 rpg

1974-75 (18-8, 12-6 SEC)

F—Gary Redding, 14.7 ppg, 10.1 rpg
 F—Mike Mitchell, 18.4 ppg, 11.4 rpg
 C—Myles Patrick, 5.8 ppg, 6.2 rpg
 G—Eddie Johnson, 20.9 ppg, 3.8 rpg
 G—Stan Pietkiewicz, 9.6 ppg, 2.8 rpg
 Top Subs—Glenn Moon, 2.6 ppg, 2.7 rpg;
 Wayne Bracy, 3.8 ppg, 1.2 rpg

1975-76 (16-10, 11-7 SEC)

F—Mike Mitchell, 18.7 ppg, 9.6 rpg
 F—Gary Redding, 13.2 ppg, 8.2 rpg
 C—Myles Patrick, 7.5 ppg, 6.9 rpg
 G—Stan Pietkiewicz, 10.1 ppg, 2.7 rpg
 G—Eddie Johnson, 19.7 ppg, 3.9 rpg
 Top Sub—Cedrick Hordges, 4.9 ppg, 3.2 rpg

1976-77 (13-13, 6-12 SEC)

F—Mike Mitchell, 19.4 ppg, 8.5 rpg
 F—Pepto Bolden, 10.0 ppg, 9.0 rpg
 C—Myles Patrick, 9.7 ppg, 6.9 rpg
 G—Eddie Johnson, 15.6 ppg, 2.6 rpg
 G—Stan Pietkiewicz, 11.1 ppg, 2.7 rpg
 Top Sub—Cedrick Hordges, 5.9 ppg, 4.7 rpg

1977-78 (13-14, 8-10 SEC)

F—Mike Mitchell, 24.9 ppg, 8.9 rpg
 F—Myles Patrick, 10.0 ppg, 6.1 rpg
 C—Bobby Cattage, 8.6 ppg, 6.3 rpg
 G—Stan Pietkiewicz, 19.1 ppg, 3.6 rpg
 G—Bubba Price, 7.3 ppg, 2.2 rpg
 Top Sub—Earl Banks, 6.1 ppg, 6.4 rpg

1978-79 (13-16, 5-13 SEC)

F—Rick Valavicius, 14.4 ppg, 4.5 rpg
 F—Earl Banks, 10.9 ppg, 7.1 rpg
 C—Bobby Cattage, 15.9 ppg, 9.3 rpg
 G—Bubba Price, 15.8 ppg, 3.4 rpg
 G—Lewis Card, 2.6 ppg, 1.8 rpg
 Top Subs—Eric Stringer, 4.0 ppg, 1.2 rpg;
 Benny Anthony, 5.6 ppg, 3.7 rpg

1979-80 (10-18, 5-13 SEC)

F—Rick Valavicius, 11.1 ppg, 2.8 rpg
 F—Darrell Lockhart, 8.8 ppg, 5.4 rpg
 C—Earl Banks, 7.3 ppg, 5.9 rpg
 G—Bubba Price, 10.9 ppg, 2.6 rpg
 G—Eric Stringer, 5.2 ppg, 1.6 rpg
 Top Subs—Benny Anthony, 6.1 ppg, 4.1 rpg;
 Frank Poindexter, 8.6 ppg, 2.5 rpg;
 Bobby Cattage, 7.7 ppg, 5.3 rpg

1980-81 (11-16, 4-14 SEC)

F—Darrell Lockhart, 11.2 ppg, 6.4 rpg
 F—Frank Poindexter, 11.5 ppg, 4.1 rpg
 C—Earl Banks, 11.9 ppg, 7.0 rpg
 G—Alvin Mumphord, 7.1 ppg, 2.5 rpg
 G—Byron Henson, 6.2 ppg, 1.8 rpg
 Top Subs—Eric Stringer, 4.6 ppg, 1.2 rpg;
 Bobby Cattage, 4.7 ppg, 3.4 rpg

1981-82 (14-14, 7-11 SEC)

F—Darrell Lockhart, 11.6 ppg, 5.7 rpg
 F—Alvin Mumphord, 8.3 ppg, 2.6 rpg
 C—Charles Barkley, 12.7 ppg, 9.8 rpg
 G—Odell Mosteller, 15.9 ppg, 3.1 rpg
 G—Byron Henson, 3.6 ppg, 1.0 rpg
 Top Subs—Paul Daniels, 1.9 ppg, 1.4 rpg;
 Greg Turner, 6.1 ppg, 3.1 rpg

1982-83 (15-13, 8-10 SEC)

F—Darrell Lockhart, 13.0 ppg, 5.5 rpg
 F—Chuck Person, 9.3 ppg, 4.6 rpg
 C—Charles Barkley, 14.4 ppg, 9.5 rpg
 G—Odell Mosteller, 14.2 ppg, 2.7 rpg
 G—Paul Daniels, 3.7 ppg, 2.4 rpg
 Top Subs—Alvin Mumphord, 5.9 ppg,
 2.3 rpg; Greg Turner, 4.1 ppg, 2.8 rpg;
 Byron Henson, 2.7 ppg, 0.6 rpg

1983-84 (20-11, 12-6 SEC)

F—Greg Turner, 10.6 ppg, 5.1 rpg
 F—Chuck Person, 19.1 ppg, 8.0 rpg
 C—Charles Barkley, 15.1 ppg, 9.5 rpg
 G—Frank Ford, 7.5 ppg, 3.5 rpg
 G—Gerald White, 8.0 ppg, 1.6 rpg
 Top Subs—Vern Strickland, 6.7 ppg,
 3.2 rpg; Paul Daniels, 2.5 ppg, 1.3 rpg;
 Carey Holland, 2.2 ppg, 2.3 rpg;
 Mark Cahill, 2.3 ppg, 0.6 rpg

1984-85 (22-12, 8-10 SEC)

F—Chuck Person, 22.0 ppg, 8.9 rpg
 F—Chris Morris, 10.4 ppg, 5.0 rpg
 C—Jeff Moore, 8.2 ppg, 7.1 rpg
 G—Frank Ford, 11.5 ppg, 4.8 rpg
 G—Gerald White, 7.9 ppg, 2.5 rpg
 Top Subs—Carey Holland, 4.8 ppg, 3.6 rpg;
 Johnny Lynn, 1.2 ppg; Darren Guest, 1.8 ppg,
 2.2 rpg; Terrance Howard, 3.1 ppg

1985-86 (22-11, 13-5 SEC)

F—Chuck Person, 21.5 ppg, 7.9 rpg
 F—Chris Morris, 9.8 ppg, 5.2 rpg
 C—Jeff Moore, 10.9 ppg, 7.1 rpg
 G—Frank Ford, 11.1 ppg, 4.4 rpg
 G—Gerald White, 5.3 ppg, 2.6 rpg
 Top Subs—Mike Jones, 8.7 ppg, 3.4 rpg;
 Terrance Howard, 2.5 ppg, 0.9 rpg;
 Johnny Lynn, 2.1 ppg, 0.3 rpg

1986-87 (18-13, 9-9 SEC)

F—Mike Jones, 15.8 ppg, 7.2 rpg
 F—Chris Morris, 13.5 ppg, 7.3 rpg
 C—Jeff Moore, 17.4 ppg, 9.5 rpg
 G—Gerald White, 7.6 ppg, 2.4 rpg
 G—Frank Ford, 12.9 ppg, 6.0 rpg
 Top Subs—Terrance Howard, 3.7 ppg,
 1.3 rpg; Johnny Lynn, 3.2 ppg, 0.9 rpg;

Aundrae Davis, 6.8 ppg, 1.5 rpg

1987-88 (19-11, 11-7 SEC)

F—John Caylor, 8.9 ppg, 5.0 rpg
 F—Chris Morris, 20.7 ppg, 9.8 rpg
 C—Jeff Moore, 18.6 ppg, 9.2 rpg
 G—Terrance Howard, 8.1 ppg, 2.7 rpg
 G—Derrick Dennison, 6.6 ppg, 2.6 rpg
 Top Subs—Johnny Lynn, 3.9 ppg, 1.8 rpg;
 Matt Geiger, 6.4 ppg, 4.1 rpg;
 Keenan Carpenter, 4.7 ppg, 1.2 rpg

1988-89 (9-19, 2-16 SEC)

F—Kirt Hankton, 8.1 ppg, 5.4 rpg
 F—Zane Arnold, 3.7 ppg, 4.2 rpg
 C—Matt Geiger, 15.9 ppg, 6.6 rpg
 G—Keenan Carpenter, 19.0 ppg, 3.5 rpg
 G—Derrick Dennison, 12.5 ppg, 4.2 rpg
 Top Subs—Robert McKie, 6.5 ppg,
 5.8 rpg; Dustin Hester, 0.3 ppg, 1.3 rpg;
 Champ Wrencher, 0.7 ppg, 0.6 rpg;
 Chris Brandt, 1.8 ppg, 1.5 rpg

1989-90 (13-18, 8-10 SEC)

F—Derrick Dennison, 16.0 ppg, 4.4 rpg
 F—Chris Brandt, 11.7 ppg, 6.5 rpg
 C—Zane Arnold, 8.2 ppg, 6.5 rpg
 G—Reggie Gallon, 9.8 ppg, 3.6 rpg
 G—Ronnie Battle, 17.0 ppg, 3.4 rpg
 Top Subs—John Caylor, 8.7 ppg, 6.8 rpg;
 Larry Patrick, 3.5 ppg, 1.4 rpg;
 Champ Wrencher, 1.2 ppg, 0.3 rpg;
 Richard Smith, 0.6 ppg, 1.2 rpg

1990-91 (13-16, 5-13 SEC)

F—Wesley Person, 15.4 ppg, 5.7 rpg
 F—Chris Brandt, 5.0 ppg, 3.9 rpg
 C—Robert McKie, 11.1 ppg, 5.9 rpg
 G—Reggie Gallon, 9.1 ppg, 3.6 rpg
 G—Ronnie Battle, 17.0 ppg, 2.6 rpg
 Top Subs—John Caylor, 7.7 ppg, 5.7 rpg; Zane
 Arnold, 5.1 ppg, 3.7 rpg; Larry Patrick, 4.5 ppg,
 Champ Wrencher, 1.7 ppg, 1.2 rpg

1991-92 (12-15, 5-11 SEC)

F—Wesley Person, 19.9 ppg, 6.8 rpg
 F—Aaron Swinson, 14.3 ppg, 7.5 rpg
 C—Chris Brandt, 10.9 ppg, 4.8 rpg
 G—Reggie Gallon, 6.4 ppg, 2.0 rpg
 G—Ronnie Battle, 16.6 ppg, 1.9 rpg
 Top Subs—Champ Wrencher, 3.9 ppg,
 1.4 rpg; Willie Jones, 6.7 ppg, 4.5 rpg;
 Rod Joyce, 2.8 ppg, 1.5 rpg; Cameron
 Boozer, 3.1 ppg, 1.5 rpg

1992-93 (15-12, 8-8 SEC)

F—Wesley Person, 18.8 ppg, 7.1 rpg
 F—Aubrey Wiley, 9.4 ppg, 5.1 rpg
 C—Aaron Swinson, 15.6 ppg, 7.7 rpg
 G—Reggie Gallon, 8.4 ppg, 2.4 rpg
 G—Ronnie Battle, 16.5 ppg, 1.4 rpg
 Top Subs—Mark Hutton, 6.0 ppg,
 5.0 rpg; Lance Weems, 1.7 ppg, 1.0 rpg



All-Time Lineups (1950-2016)

1993-94 (11-17, 3-13 SEC)

F—Wesley Person, 22.2 ppg, 6.4 rpg
 F—Aubrey Wiley, 11.8 ppg, 9.3 rpg
 C—Aaron Swinson, 20.7 ppg, 8.1 rpg
 G—Shawn Stuart, 2.5 ppg, 2.4 rpg
 G—Wes Flanigan, 6.5 ppg, 4.9 apg
 Top Subs—Lance Weems, 10.4 ppg, 2.5 rpg; Leonard Smith, 4.1 ppg, 1.3 rpg; Pat Burke, 4.0 ppg, 2.9 rpg

1994-95 (16-13, 7-9 SEC)

F—Chris Davis, 11.6 ppg, 6.1 rpg
 C—Pat Burke, 9.0 ppg, 4.8 rpg
 G—Wes Flanigan, 8.9 ppg, 2.9 apg
 G—Lance Weems, 13.2 ppg, 3.3 rpg
 G—Moochie Norris, 12.5 ppg, 4.9 apg
 Top Subs—Ray Donald, 9.5 ppg, 4.6 rpg; Franklin Williams, 7.8 ppg, 4.4 rpg; Jim Costner, 3.0 ppg, 2.2 rpg

1995-96 (19-13, 6-10 SEC)

F—Franklin Williams, 10.4 ppg, 4.8 rpg
 C—Pat Burke, 11.0 ppg, 8.7 rpg
 G—Wes Flanigan, 13.4 ppg, 6.7 apg
 G—Lance Weems, 13.4 ppg, 3.6 rpg
 G—Ray Donald, 8.7 ppg, 3.3 rpg
 Top Subs—Derek Caldwell, 6.2 ppg, 1.8 rpg; Bryant Smith, 3.6 ppg, 2.0 rpg; Alvin Jefferson, 3.3 ppg, 3.1 rpg

1996-97 (16-15, 6-10 SEC)

F—Franklin Williams, 7.9 ppg, 4.2 rpg
 C—Pat Burke, 11.0 ppg, 7.0 rpg
 G—Wes Flanigan, 11.0 ppg, 4.5 apg
 G—Daymeon Fishback, 7.8 ppg, 2.5 rpg
 G—Doc Robinson, 6.2 ppg, 3.1 apg
 Top Subs—Bryant Smith 8.1 ppg, 4.2 rpg; Derek Caldwell 5.8 ppg, 1.9 rpg; Alvin Jefferson 4.3 ppg, 4.1 rpg; Mamadou N'diaye 3.0 ppg, 2.5 rpg

1997-98 (16-14, 7-9 SEC)

F—Bryant Smith, 13.3 ppg, 6.6 rpg
 F—Franklin Williams, 7.4 ppg, 3.8 rpg
 C—Mamadou N'diaye, 8.0 ppg, 6.9 rpg
 G—Doc Robinson, 12.4 ppg, 4.4 apg
 G—Scott Pohlman, 10.6 ppg, 2.6 rpg
 Top Subs—Daymeon Fishback 6.9 ppg, 3.2 rpg; Adrian Chilliest, 2.4 ppg, 3.5 rpg; Randy Hughes 7.1 ppg, 5.8 rpg; Derek Caldwell 3.4 ppg, 1.2 rpg

1998-99 (29-4, 14-2 SEC • Champions)

F—Chris Porter, 16.0 ppg, 8.6 rpg
 F—Bryant Smith, 11.0 ppg, 6.2 rpg
 C—Mamadou N'diaye, 7.2 ppg, 7.5 rpg
 G—Doc Robinson, 11.5 ppg, 5.0 apg
 G—Scott Pohlman, 11.8 ppg, 2.2 rpg
 Top Subs—Jay Heard, 6.2 ppg, 2.2 rpg; Mack McGadney, 5.1 ppg, 3.1 rpg; Daymeon Fishback, 4.5 ppg, 2.2 rpg; Reggie Sharp, 3.5 ppg, 1.2 rpg; Adrian Chilliest, 1.7 ppg, 2.5 rpg

1999-2000 (24-10, 9-7 SEC)

F—Chris Porter, 14.6 ppg, 7.3 rpg
 C—Mamadou N'diaye, 8.9 ppg, 7.9 rpg
 G—Daymeon Fishback, 9.6 ppg, 4.1 rpg
 G—Doc Robinson, 11.5 ppg, 5.1 apg

G—Scott Pohlman, 9.9 ppg, 2.3 rpg
 Top Subs—Mack McGadney, 7.2 ppg, 4.8 rpg; Marquis Daniels, 4.5 ppg, 2.6 rpg; Jay Heard, 3.6 ppg, 3.2 rpg; Reggie Sharp, 3.2 ppg; Jamison Brewer, 2.3 ppg, 1.9 apg

2000-01 (18-14, 7-9 SEC)

F—Marquis Daniels, 15.7 ppg, 7.0 rpg
 C—Kyle Davis, 4.8 ppg, 5.9 rpg, 2.8 bpg
 G—Adam Harrington, 15.5 ppg, 4.3 rpg
 G—Scott Pohlman, 12.5 ppg, 2.2 rpg
 G—Jamison Brewer, 8.4 ppg, 7.2 rpg, 5.8 apg
 Top Subs—Mack McGadney, 15.0 ppg, 8.3 rpg (only played 8 games, tore ACL); Lincoln Glass, 7.2 ppg; Abdou Diame, 7.0 ppg, 3.3 rpg; Reggie Sharp, 2.1 ppg

2001-02 (12-16, 4-12 SEC)

F—Marquis Daniels, 11.6 ppg, 5.3 rpg
 C—Kyle Davis, 5.6 ppg, 5.1 rpg, 3.3 bpg
 G—Adam Harrington, 10.1 ppg, 3.5 rpg
 G—Derrick Bird, 10.6 ppg, 3.2 rpg
 G—Lewis Monroe, 2.7 ppg, 2.2 rpg, 2.5 apg
 Top Subs—Brandon Robinson, 8.5 ppg, 5.2 rpg; Marco Killingsworth, 7.8 ppg, 4.2 rpg

2002-03 (22-12, 8-8 SEC)

F—Marquis Daniels, 18.4 ppg, 6.2 rpg
 F—Marco Killingsworth, 13.3 ppg, 6.4 rpg
 C—Kyle Davis, 6.3 ppg, 5.9 rpg, 3.7 bpg
 G—Derrick Bird, 9.8 ppg, 2.9 rpg
 G—Lewis Monroe, 6.2 ppg, 2.4 rpg, 3.3 apg
 Top Subs—Brandon Robinson, 8.2 ppg, 4.5 rpg; Nathan Watson, 5.9 ppg, 3.2 rpg

2003-04 (14-14, 5-11 SEC)

F—Brandon Robinson, 12.0 ppg, 6.7 rpg
 F—Marco Killingsworth, 13.7 ppg, 6.9 rpg
 C—Kyle Davis, 6.5 ppg, 6.8 rpg, 2.6 bpg
 G—Ian Young, 10.0 ppg, 2.3 rpg, 2.4 apg
 G—Lewis Monroe, 6.1 ppg, 3.6 apg, 1.5 rpg
 Top Subs—Nathan Watson, 7.5 ppg, 2.7 rpg; Quinnel Brown 7.1 ppg, 3.0 rpg; Ronny LeMelle 6.0 ppg, 2.1 rpg; Troy Gaines 3.8 ppg; Dwayne Curtis 2.9 ppg, 2.3 rpg

2004-05 (14-17, 4-12 SEC)

F—Quinnel Brown, 12.8 ppg, 6.0 rpg
 G—Toney Douglas, 16.9 ppg, 5.3 rpg
 G—Ian Young, 13.3 ppg, 4.1 rpg, 4.0 apg
 G—Nathan Watson, 11.3 ppg, 5.7 rpg
 G—Daniel Hayles, 6.0 ppg, 3.1 rpg
 Top Subs—Frank Tolbert, 6.9 ppg, 3.0 rpg; Ronny LeMelle (only played 4 games, INJ)

2005-06 (12-16, 4-12 SEC)

F—Korvotney Barber, 6.8 ppg, 4.8 rpg
 G—Ronny LeMelle, 12.8 ppg, 3.8 rpg
 G—Rasheem Barrett, 11.1 ppg, 3.0 rpg
 G—Frank Tolbert, 9.1 ppg, 3.5 rpg
 G—Quantez Robertson, 8.0 ppg, 4.6 apg, 4.1 rpg
 Top Subs—Josh Dollard, 9.1 ppg, 4.4 rpg; Daniel Hayles, 5.8 ppg, 3.1 rpg

2006-07 (17-15, 7-9 SEC)

F—Josh Dollard, 12.5 ppg, 7.0 rpg
 F—Korvotney Barber, 11.3 ppg, 6.6 rpg
 F—Quan Prowell, 12.0 ppg, 5.3 rpg
 G—Frank Tolbert, 11.8 ppg, 4.8 rpg
 G—Quantez Robertson, 8.2 ppg, 5.1 apg
 G—Rasheem Barrett, 11.0 ppg, 3.9 rpg
 G—DeWayne Reed, 5.4 ppg, 3.0 apg

2007-08 (14-16, 4-12 SEC)

F—Quan Prowell, 15.0 ppg, 6.3 rpg
 F—Korvotney Barber, 13.8 ppg, 6.9 rpg
 G—Frank Tolbert, 13.4 ppg, 5.2 rpg
 G—Quantez Robertson, 7.8 ppg, 4.1 apg
 G—Rasheem Barrett, 13.6 ppg, 4.0 rpg
 G—DeWayne Reed, 8.9 ppg, 3.7 apg
 F—Lucas Hargrove, 7.8 ppg, 4.4 rpg

2008-09 (24-12, 10-6 SEC)

F—Korvotney Barber, 12.8 ppg, 9.6 rpg
 G—DeWayne Reed, 13.2 ppg, 2.6 rpg
 G—Tay Waller, 12.1 ppg, 2.8 rpg
 G—Rasheem Barrett, 9.9 ppg, 3.5 rpg
 G—Quantez Robertson, 6.0 ppg, 3.9 rpg, 3.2 apg
 Top Subs—Lucas Hargrove, 8.1 ppg, 5.3 rpg; Frankie Sullivan, 7.6 ppg, 1.9 rpg; Brendon Knox, 2.5 ppg, 1.7 rpg; Johnnie Lett, 2.8 ppg, 3.4 rpg

2009-10 (15-17, 6-10 SEC)

F—Lucas Hargrove, 12.8 ppg, 7.0 rpg
 F—Johnnie Lett, 1.9 ppg, 3.2 rpg
 G—DeWayne Reed, 16.2 ppg, 4.3 apg
 G—Tay Waller, 15.3 ppg, 3.8 rpg
 G—Frankie Sullivan, 12.7 ppg, 3.7 rpg
 Top Subs—Brendon Knox, 8.7 ppg, 3.9 rpg; Earnest Ross, 2.8 ppg, 3.0 rpg; Kenny Gabriel, 2.8 ppg, 1.4 rpg; Andre Malone, 2.7 ppg, 1.9 rpg; Ty Armstrong, 2.0 ppg, 1.6 rpg

2010-11 (11-20, 4-12 SEC)

F—Rob Chubb, 7.6 ppg, 3.8 rpg
 F—Kenny Gabriel, 10.3 ppg, 5.8 rpg
 G—Earnest Ross, 13.1 ppg, 6.6 rpg
 G—Josh Wallace, 5.7 ppg, 3.9 apg, 1.7 spg
 G—Allen Payne, 5.6 ppg, 2.9 rpg
 Top Subs—Frankie Sullivan, 8.2 ppg, 3.0 apg, 2.5 spg; ; Chris Denson, 5.9 ppg, 1.6 rpg; Josh Langford, 4.6 ppg, 2.6 rpg; Adrian Forbes, 3.6 ppg, 2.7 rpg; Tony Neysmith, 2.4 ppg, 1.4 apg, 1.3 rpg

2011-12 (15-16, 5-11 SEC)

F—Kenny Gabriel, 12.2 ppg, 7.3 rpg, 2.3 bpg
 F—Allen Payne, 4.3 ppg, 4.0 rpg
 C—Rob Chubb, 8.1 ppg, 5.1 rpg
 G—Josh Wallace, 3.4 ppg, 2.2 apg, 1.3 rpg
 G—Frankie Sullivan, 12.6 ppg, 3.9 rpg, 2.3 apg, 1.4 spg
 Top Subs—Varez Ward, 9.0 ppg, 3.8 apg, 3.1 rpg; Chris Denson, 8.7 ppg, 1.8 rpg, 1.1 apg; Josh Langford, 5.2 ppg, 2.1 rpg; Adrian Forbes, 2.4 ppg, 3.0 rpg; Noel Johnson, 2.1 ppg, 1.5 rpg; Willy Kouassi, 1.6 ppg, 2.6 rpg



All-Time Lineups (1950-2015)

2012-13 (9-23, 3-15 SEC)

F-Allen Payne, 7.7 ppg, 4.6 rpg
 C-Rob Chubb, 8.8 ppg, 6.6 rpg
 G-Shaquille Johnson, 5.3 ppg, 3.0 rpg
 G-Frankie Sullivan, 14.5 ppg, 2.8 apg
 G-Josh Wallace, 4.1 ppg, 2.8 apg
 Top Subs —Chris Denson, 11.9 ppg, 3.0 rpg; Jordan Prcie, 5.4 ppg, 1.8 rpg; Asauhn Dixon-Tatum, 3.7 ppg, 44 blks

2013-14 (14-16, 6-12 SEC)

F-Allen Payne, 7.6 ppg, 5.4 rpg
 C-Asauhn Dixon-Tatum, 6.0 ppg, 6.0 rpg
 G-KT Harrell, 18.3 ppg, 4.0 rpg
 G-Chris Denson, 19.1 ppg, 4.3 rpg
 G-Tahj Shamsid-Deen, 9.5 ppg, 2.9 apg
 Top Subs —Dion Wade, 3.0 ppg; Malcolm Canada, 2.8 ppg, Matthew Atewe, 1.5 ppg, 3.4 rpg

2014-15 (15-20, 4-14 SEC)

G-KT Harrell, 18.5 ppg, 3.0 rpg
 G-Antoine Mason, 14.4 ppg, 2.4 rpg
 G-K.C. Ross-Miller, 7.1 ppg, 2.4 apg, 1.5 spg
 F-Jordon Granger, 4.9 ppg, 3.4 rpg
 F-Cinmeon Bowers, 12.1 ppg, 9.6 rpg
 Top Subs —Tahj Shamsid-Deen, 6.1 ppg, 1.5 apg; Malcolm Canada, 5.7 ppg, 2.0 apg

2015-16 (11-20, 5-13 SEC)

G-Kareem Canty, 18.3 ppg, 3.0 rpg
 G-T.J. Dunans, 11.6 ppg, 3.4 apg, 2.5 rpg
 G-TJ Lang, 7.1 ppg, 2.1 rpg, 0.7 apg
 F-Tyler Harris, 13.9 ppg, 7.7 rpg, 1.3 apg
 F-Cinmeon Bowers, 10.5 ppg, 9.6 rpg
 Top Subs —Bryce Brown 10.1 ppg, 1.8 apg; Horace Spencer 5.1 ppg, 4.9 rpg, 2.1 bpg; Jordon Granger 4.7 ppg, 2.3 rpg

All-Time Lettermen (1906-2016)

This is the "official list" of Auburn basketball lettermen. Corrections and additions are encouraged. Please send correspondence to: Chuck Gallina, P.O. Box 351, Auburn, AL 36830 / gallica@auburn.edu.

A

Adams, Jeff 1977-78-79
 Akin, J.C. 1926-27-28
 Aihe, Francis 2009
 Alexander, Bill 1968-69-70 (C)
 Allison, Zach 2016
 Anthony, Benny 1977-78-79-80
 Ariail, D.W. 1932-33-34 (C)
 Armstrong, Ty 2010-11
 Arnold, Jamaal 2003
 Arnold, William 1914
 Arnold, Zane 1989-90-91(C)
 Arthur, R.A. 1933
 Ash, Tim 1970-71
 Atewe, Matthew 2014-15
 Austin, Greg 1970

B

Baggett, Matt 2002
 Banks, Earl 1978-79-80-81 (C)
 Banks, Michael (mgr.) 2014
 Barber, Korvotney 2006-07-08-09(C)
 Barker, Charlton 1999-2000-01-02
 Barkley, Charles 1982-83-84
 Barks, Earl 1924-25
 Barks, Hub 1918-19-20-21
 Barlow, Keydrick (mgr.) 2008-11
 Barnes, Woodrow 1934-35-36
 Barnhizer, Mark 1977-79
 Barrett, Rasheem 2006-07-08-09
 Bass, Stephen 2015
 Battle, Ronnie 1990-91-92-93
 Baugh, Stephen (mgr.) 2008-09-10-11
 Bearden, J.B. 1958
 Beasley, Bob 1920
 Beasley, Jeremy 1997
 Beatty, Travis 1953
 Beavers, Tim 1972-73-74
 Bedgood, Lance (mgr.) 2000
 Bickerstaff, Donald 1945
 Bird, Derrick 2002-03 (C)
 Blackwell, John 1962-63-64 (C)
 Blackstock, Cole 2016
 Bolden, Pepto 1974-75-76 (C)
 Bolling, Rick 1982-83
 Bond, Bobby 1973-74-75-76
 Boozer, Cameron 1992
 Bota, Marin 2001
 Bowen, Sam 1958
 Bowers, Cinmeon 2015-16
 Bracy, Wayne 1975-76-77-78
 Brandt, Chris 1989-90-91-92 (C)
 Brawner, Roy 1948-49-50-51 (C)
 Brewer, Jamison 2000-01
 Bridges, O.W. 1917-18
 Brooks, Ryan 2007-08
 Brown, Bryce 2016

Brown, Earnest 1996
 Brown, L.C. 1934-35
 Brown, Nick (mgr.) 1988-89-90-91-92
 Brown, Quinnel 2004-05 (C)
 Buisson, Bobby 1965-66-67 (C)
 Burbage, Jesse 1915-16
 Burgess, Quinton 1945-46
 Burgess, Thad 1979
 Burke, Pat 1994-95-96-97 (C)
 Burke, T.G. 1911-12
 Burleson, R.A. 1909
 Burnett, John 1962-63
 Burton, Herbert 1943
 Butcher, Donnie 1983

C

Cahill, Mark 1981-82-83-84
 Caldwell, Derek 1996-97-98
 Calton, Donny 2000-01-02-03
 Cameron, Joey 2006
 Campbell, Scott 2005
 Canada, Malcolm 2014-15
 Canty, Kareem 2016
 Canzoneri, A.G. 1941-42-43 (C)
 Card, Lewis 1979
 Cardwell, Kim (mgr.) 1982
 Carley, Ryan (mgr.) 2012
 Carpenter, Keenan 1988-89
 Cart, Larry 1963
 Carter, Kenny 1980
 Carter, Wilmer 1915-16
 Cattage, Bobby 1978-79-80-81
 Caylor, John 1987-88-90-91 (C)
 Chandler, Terry 1956-57-58
 Chapman, Larry 1962-63-64 (C)
 Childers, Edron 1937-38
 Chilliest, Adrian 1996-97-98-99
 Christian, Mike 1972-73-74 (C)
 Christian, Tim 1967
 Chubb, Rob 2010-11-12-13
 Clark, Reid 1995-96
 Clements, E.E. 1913-14-15
 Cochran, John 1952-53-54
 Coleman, Thomas 1957
 Cook, D. 1914
 Cook, F. 1913
 Cooper, Scott (mgr.) 2000-01
 Corley, Chris (mgr.) 1992-93-94-95
 Costner, Jim 1994-95
 Cowart, Pat 1970-71
 Cox, Dan 1974-75
 Craft, Collier (mgr.) 2002
 Creel, Eugene M. 1923-24
 Crew, W.R. 1936
 Croker, D.C. 1907
 Culverhouse, H.G. 1909
 Cunningham, Cole (mgr.) 2007-08
 Cunningham, David 1975
 Curlee, A.D. 1936-37-39
 Curtis, Dwayne 2004

D

Daniel, Ryan 2005
 Daniels, Marquis 2000-01-02-03(C)



All-Time Lettermen (1906-2016)

Daniels, Paul 1981-82-83-84
 Davis, Aundrae 1987
 Davis, Chris 1995
 Davis, J.E. 1911
 Davis, Kyle 2001-02-03-04 (C)
 Davis, Leroy 1995
 Dawson, Bill 1951
 Dawson, William 1947
 Dean, Myers (mgr.) 2008-09-10-11
 DeFore, Lee 1964-65-66 (C)
 Dennison, Derrick 1987-88-89-90 (C)
 Denson, Chris 2011-12-13-14
 Derozan, Kyle 2005
 Devaney, Jim 1980
 Deschamps, Dale 1975-76
 Diame, Abdou 2001
 Diamond, Jim 1954-55-56
 Dickinson, R.A. 1940
 Dixon-Tatum, Asaahn 2013-14
 Dollard, Josh 2006-07
 Donald, Ray 1995-96 (C)
 Dooley, Vince 1952
 Douglas, Toney 2005
 Dowell, William 1922
 Dreyfus, S.C. 1908
 Drum, Jake 2009-10-11-12
 Dryer, T.B. 1907-08
 Dubose, Frank 1927-28-29
 Dudley, Charles 1922-23 (C)
 Ducote, R.J. 1916-18
 Duke, Jesse 1922-23-24
 Dunans, T.J. 2016
 Dunbar, Robert 1941
 Duncan, Benton 1948-49
 Duncan, J.R. 1912-14
 Dundley, Charley 1920

E

Eaddy, Bill 1989
 Eaves, Joel 1935-36-37 (C)
 Edun, Moses 2004-05-06
 Edwards, Thomas H., Jr. 1937-38-39
 Ellis, Frank H. 1934
 Ellis, G.J. 1926-27-28
 England, Gary 1971-72-73 (C)
 Evans, G.D. 1925
 Evans, G.P. 1926
 Evola, Harrison (mgr.) 2014

F

Faircloth, Tee 1966-67
 Farish, J.P., Jr. 1951-52-53 (C)
 Fells, Orenn 2001
 Fenn, Robert 1952-53
 Fenton, W.V. 1934
 Fibbe, Jimmy 1959-60-61 (C)
 Fibbe, Tommy 1964-65-66
 Fickling, William A. 1952-53-54
 Finney, C.E. 1943
 Fishback, Daymeon 1997-98-99-00
 Fitten, Sam 1982
 Flanagan, Wes 1994-95(C)-96(C)-97(C)
 Floyd, John (mgr.) 75-76-77-78
 Floyd, M.H. 1916-17-18-19

Forbes, Adrian 2011-12
 Forbes, C.M. 1914-15
 Ford, Frank 1984-85-86-87
 Franklin, Jim (mgr.) 1986
 Frederick, Rex 1957-58-59 (C)
 Fucci, Dom 1976
 Fuller, Herbert 1945

G

Gabriel, Kenny 2010-11-12
 Gaines, Troy 2003-04-05
 Gallina, Ted (mgr.) 1992-93-94
 Gallon, Reggie 1990-91-92-93 (C)
 Gardner, David (mgr.) 1998-99-00
 Geiger, Matt 1988-89
 Gibson, D. 1907-08
 Gibson, Ray 1938-39-40
 Gilbert, Porter 1959-60-61 (C)
 Givan, Alex (mgr.) 2005-06
 Glasgow, Jack 1948-49-50-51
 Glass, Lincoln 2001
 Godfrey, Gary 1982-85-86
 Godfrey, Julian (mgr.) 2006-07
 Gomillion, John 1998
 Gordy, J. 1910
 Gordy, S. 1909
 Gray, W.R. 1925-26
 Granger, Jordon 2013-14-15-16
 Gregory, Bill 1956-57-59
 Greene, Jr., Brian 2013
 Greene, Herbert 1964-65-66
 Gricunas, Benas 2014
 Groover, Ray 1959-60-61
 Guest, Darren 1985
 Guy, Freddie 1963-64-65 (C)

H

Hahn, Fred 1922-23-24 (C)
 Hahn, Hub 1918-19-20-21
 Hall, S. 1909
 Hall, S.S. 1926-27
 Hall, W.H. 1917-18
 Hall, W.R. 1917
 Hamilton, David 1999
 Hankton, Kirt 1989
 Haralson, Melvin 1986-87
 Hargrove, Lucas 2007-08-09-10 (C)
 Harrell, KT 2014-15
 Harrington, Adam 2001-02 (C)
 Harris, Henry 1970-71-72 (C)
 Harris, Tyler 2016
 Harrison, Joe 1922-23-24 (C)
 Hart, Henry 1957-59-60 (C)
 Hart, Jerry (mgr.) 1960
 Hart, Taylor 1979
 Hatfield, L.L. 1930-31-32 (C)
 Hawkins, E.A. 1940-41-42
 Hayes, Earl 1982-83
 Hayles, Daniel 2005-06
 Haynes, Doyle 1954
 Head, Alan (mgr.) 2002
 Heard, Jay 1999-2000
 Helmlinger, John 1960-61-62
 Henderson, Ted 1977

Henry, Lamar 1964
 Henson, Byron 1980-81-82-83
 Heramb, Matt 2007-08
 Hester, Dustin 1989
 Hill, Edward 1947
 Hill, George 1948-49-50-51
 Hill, Howard 1922
 Hitt, Dwight 1950
 Hoehle, Gene 1950
 Holland, Carey 1984-85
 Holmes, C.J. 2013-14-15
 Holmes, J.C. 1937-38-39
 Hood, Jeffrey (mgr.) 2003
 Hopkins, Sam (mgr.) 2012-13
 Hordges, Cedrick 1976-77
 Howard, Terrance 1985-86-87-88
 Howell, Alex 1967-68 (C)
 Howell, Brett 2005-06
 Howell, Rex 1966
 Hudson, J.T. 1917
 Hughes, Randy 1998
 Huff, John 1939-40
 Hurt, David 1967-68-69
 Hutton, Mark 1993

I

Ingram, Billy Bob 1962-63

J

Jackson, Ron 1968-69-70
 Jacobs, Dan (mgr.) 1968-69
 James, Ebb 1927-28
 James, Fob 1926-27-28 (C)
 James, Louie 1928-29-30
 James, Tim 1982
 Jasquith, Andre 1995
 Jefferson, Alvin 1996
 Jenkins, George 1932-33
 Johns, Layton 1960-61-62-63 (C)
 Johnson, Albert 1972-73
 Johnson, Bob 1969
 Johnson, Chris (mgr.) 2013
 Johnson, Eddie 1974-75-76 (C)
 Johnson, J.L. 1943
 Johnson, Noel 2012-13
 Johnson, Shaquille 2013
 Johnston, Manley 1958
 Jones, Bruce 1923-24
 Jones, C.A. 1916-17
 Jones, Frank 1906
 Jones, Matt (mgr.) 2011
 Jones, Mike 1986-87
 Jones, Mike (mgr.) 1986
 Jones, Rob 1985-86-87
 Jones, Willie 1992
 Jordan, J.R. 1930-31-32 (C)
 Joyce, Rod 1992-93

K

Kaley, C.P. 1931-32-33 (C)
 Kaley, W.E. 1925-27
 Keel, Tim (mgr.) 2005-06-07
 Keim, Patrick 2015-16
 Kemp, John (mgr.) 1986
 Kidd, Adam (mgr.) 2001



All-Time Lettermen (1906-2016)

Killingsworth, Marco 2002-03-04
 Kinlaw, D.C. 1948
 Kirkland, Dan 1971-72
 Kirkland, K. Mack 1962-63
 Kirkpatrick, Bill 1953-54-55 (C)
 Kitchens, Brad (mgr.) 1982
 Knox, Brendon 2009-10
 Kosmala, Daniel (mgr.) 2012
 Kouassi, Willy 2012
 Krezminski, Ted 1946
 Krivacs, Jim 1975

L

Lacey, J.E. 1912-13
 Lacey, W.M. 1906-07
 Lacy, John 1920
 Lancaster, Rod 1945-46
 Lang, TJ 2015-16
 Lanford, Dan 1948-49-50-51 (C)
 Langford, Josh 2011-12
 Lassiter, Jack 1921
 Lawson, H.B. 1930-31-32
 Lawson, Scott (mgr.) 1991-92
 Leapheart, Al 1970-71-72
 Lee, Jason (mgr.) 2003-04-05
 Lee, Jimmy 1957-58-59 (C)
 LeMelle, Ronny 2004-05-06 (C)
 Leonard, Jimmy 1960-61
 Lett, Johnnie 2009-10
 Lewis, Johnathan 2001-03-04
 Lewis, Kelvin 2007
 Locke, T.C. 1909-10
 Lockhart, Darrell 1980-81-82-83 (C)
 Lollar, Chris 2003-04
 Louisell, William 1915
 Loyless, Jimmy Ray (mgr.) 1973-74-75-76
 Lumpkin, T.W. 1930-31-32
 Luquire, Adam 2007-08
 Lynn, Bill 1949-50 (C)
 Lynn, Johnny 1985-86-87-88

M

Mack, Kendell 1998
 Magri, Ernie 1972-73
 Major, E.A. 1909-10-11-12-13
 Malone, Andre 2010
 Mancini, Frank 1940-41-42
 Mandula, Bob 1973-74
 Martello, Vince 1981
 Martin, James 1952-53-54
 Martin, Terry 1984
 Mason, Antoine 2015
 Mason, Sam 1933
 Mastin, Alex (mgr.) 2012-13
 Mays, Bob (mgr.) 1960
 McAfee, Emmett 1949
 McCullough, John (mgr.) 1972-73-74
 McFadden, Jeffrey 1987
 McFadden, Frank 1918-19-20-21
 McGadney, Mack 1999-2000-01-02
 McGrew, Roy 1979
 McGriff, Bill 1956-57-58
 McKelvy, Cornelius 1947
 McKie, Robert 1989-91

McKinney, W.R. 1925-26
 McKinney, Wallace 1922-23-24
 McKinney, William 1924-25
 McKissick, Rex 1936-37-38 (C)
 McLeod, Michael (mgr.) 2000-01-02
 McMahan, Warren 1933-34
 McManus, Bayward 1958-59
 Meagher, John 1945
 Mengelt, John 1969-70-71
 Merrell, Doug 2011
 Miaway, Archie 2007
 Miller, Jeff (mgr.) 1979
 Miller, Bob 1966-68
 Miller, Robert 1953-54 (C)
 Miles, David (mgr.) 1979
 Millsap, Joe 1966-67
 Mitchell, Dwayne 2002
 Mitchell, Joe Bob 1935-36
 Mitchell, Mike 1975-76-77-78 (C)
 Mobberly, W.C. 1948-49-50-51
 Monroe, Lewis 2002-03-04
 Montgomery, Jimmy 1965-66
 Moon, Glen 1974-75-76
 Moore, Jeff 1985-86-87-88
 Morgan, Malvern 1937-38-39
 Morris, Chris 1985-86-87-88
 Mosteller, Odell 1982-83
 Motley, Marvin 1941-42
 Mullendore, Gary 1971-72
 Mullins, H.L. 1928-29
 Mummert, Gordon 1952-53-54-55
 Mumphord, Alvin 1980-81-82-83 (C)
 Murdock, D.N. 1912

N

Naftel, James 1957
 N'diaye, Mamadou 1997-98-99-00
 Neal, Heath (mgr.) 1997-98-99-00
 Nelson, Rolland 1955-56
 Newell, Olin 1914
 Newton, Joe 1963-64-65
 Neysmith, Tony 2010-11-12
 Nixon, Glenn 1948-49
 Noble, A.J. 1913
 Norman, Mandy 1921
 Norris, Moochie 1995 (C)

O

O'Cain, Richard 1946-47
 O'Connor, Michael 2005
 O'Daniel, Curtis 1964
 O'Donnell, James 1953-54-55-56 (C)
 Ohman, Brooks (mgr.) 2013-14
 Oliver, David (mgr.) 1995-96-97
 Ondr, Rob (mgr.) 2000-01
 Osberry, Robert 1973-74
 Owens, Brandon (mgr.) 1998

P

Page, Josey (mgr.) 1956-67
 Pappas, Ernest 1937
 Parker, T.F. 1909-10
 Parks, Ben E. 1942
 Pate, Roy 1930
 Patrick, Larry 1990-91

Patrick, Myles 1975-76-77-78
 Payne, Allen 2011-12-13-14
 Payne, William 1914-15-16
 Pearson, Chris (mgr.) 2000
 Pearson, J. Tim 1964-65
 Pederson, Alex (mgr.) 2008
 Pellar, Nick 2013
 Pendleton, Jason (mgr.) 1995-96-97
 Perry, Tom 1967-68-69 (C)
 Person, Adrian 1999
 Person, Chuck 1983-84-85-86
 Person, Wesley 1991-92-93-94 (C)
 Petrone, Chas (mgr.) 2010-11-12-13
 Pietkiewicz, Stan 1975-76-77-78 (C)
 Pohlman, Scott 1998-99-2000-01(C)
 Poindexter, Frank 1980-81-82
 Poole, James (mgr.) 1982-83
 Porter, Chris 1999-2000 (C)
 Porter, Will (mgr.) 2005-06-07
 Posey, Leon 1960-61-62
 Powell, Jack 1946-47 (C)
 Powers, Kirk 1978-79
 Price, Bubba 1977-78-79-80 (C)
 Price, Jordan 2013
 Price, Randy 1982
 Pridgen, Dan 1949-50-51
 Prowell, Quan 2007-08
 Purcell, William (mgr.) 1974
 Purchase, Jack 2015

Q

Quick, Ronnie 1966-67
 Quinney, George 1934

R

Redd, Albert 1920
 Redding, Gary 1973-74-75-76 (C)
 Reed, DeWayne 2007-08-09-10
 Reed, Trayvon 2015
 Remillard, Jason (mgr.) 1997-98-99-00
 Retseck, Jim 1971-72
 Rice, T.J. 2011-12
 Ridenhour, Jacob (mgr.) 1993-94-95
 Robertson, Quantez 2006-07-08-09(C)
 Robinson, Ardith 1949
 Robinson, Brandon 2002-03-04
 Robinson, Clifton 1998
 Robinson, Doc 1997-98(C)-99(C)-00 (C)
 Rodgers, Hugh 1936
 Rogers, Chris 2005
 Ross, Bill 1960-61-62 (C)
 Ross, Earnest 2010-11
 Ross-Miller, K.C. 2015
 Russell, Erskine 1947-48

S

Salter, John 1963
 Samples, Tyrone 1957-58-59
 Sanderson, Jack 1946
 Savage, Zack 1923
 Sawyer, Bill 1981-82
 Scarbrough, L.A. 1909-10-11-12
 Siebert, Robert 1946
 Shamsid-Deen, Tahj 2013-14-15-16
 Sharp, Reggie 1999-2000-01(C)



All-Time Lettermen (1906-2016)

Shelby, Matt (mgr.) 2002-03-04-05
 Shepperd, Brian 1983
 Shetler, Carl 1968-69-70 (C)
 Simmons, Eric "Butch" 1975-76
 Sindler, Frank J. 1933
 Slaughter, T.R. 1927
 Slayden, Herb 1955
 Slayden, Kay 1954-55-56
 Smith, A.L. 1928
 Smith, Abe 1999-2000
 Smith, Bryant 1996-97-98-99 (C)
 Smith, Drew 2006-07-08
 Smith, Dudley 1998
 Smith, Leonard 1994
 Smith, Ralph 1971-72-73
 Smith, Richard 1990
 Smith, William 1972
 Snyder, E. 1926
 Spencer, Dylan 2010-11-12-13
 Spencer, Horace 2016
 Spencer, Howard 1984-85
 Springfield, Mike 1995-96
 Stapler, Scott (mgr.) 1995-96
 Stapleton, Bobby 1945
 Steed, George 1914-15-16
 Sterling, Joseph 1947-48-49
 Stewart, Jack 1930-31-32
 Stockelberg, Frank K. 1924
 Stockton, Cole 2015-16
 Stone, Noah (mgr.) 1993-94
 Strange, George 1935
 Streetman, J.P. 1939-40
 Streit, J.B. 1911
 Strickland, Auby 1917
 Strickland, Trey (mgr.) 2006-07
 Strickland, Vern 1984-86
 Stringer, Eric 1978-79-80-81
 Stuart, Shawn 1993-94
 Sturkie, Henry 1954-55-56-57 (C)
 Sullivan, Frankie 2009-10(C)-11-12(C)-13(C)
 Sutton, Brent 1972-73
 Swinson, Aaron 1992-93-94 (C)

T

Tanner, Jack 1942
 Tate, Trey 2016
 Taylor, George 1914
 Taylor, Mitch 1992
 Thigpen, James 1916
 Thomas, Darrell 1985
 Thomas, Emmett 1975
 Thomas, Phillip 1996
 Thomas, Randy 1965
 Thompson, Alex 2014-15
 Thorington, Garrett (mgr.) 2006-07
 Tinker, Billy 1961-62-63-64
 Tinker, Wally 1967-68-69 (C)
 Tolbert, Frank 2005-06(C)-07-08
 Tolbert, Jimbo (mgr.) 2000-01
 Trapp, J.H. 1919
 Trawick, Garreth(mgr.)2008-09-10-11
 Tucker, Bobby 1956-57-58
 Tucker, Rodney 2003-04

Turner, Greg 1981-82-83-84
 Turner, Herman (mgr.) 2001-02-03-04
 Turner, Jack 1952-53-54
 Turner, Rodney 1985
 Tyler, David (mgr.) 1988-89-90-91

V

Vaughn, David 1959-60-61
 Veal, Inman 1952
 Vines, J.A. 1929
 Valavicius, Rich 1979 (C)-80 (C)

W

Waddell, Devin 2014-15-16
 Wade, Dion 2014
 Wade, Jimmy 1918-19-20-21
 Wade, Jonathan (mgr.) 2014
 Wadsworth, F.A. 1943
 Waites, Harold 1945
 Walker, Jimmy 1969-70-71 (C)
 Walker, Jonathan 2016
 Walker, Randall 1966-69
 Wallace, Josh 2010-11-12-13
 Waller, Tay 2009-10
 Walter, Bill 1950-51
 Walther, Paul 1946
 Walton, Jamarrus 2013
 Ware, R.Y. 1906-07-08
 Ware, W.J. 1925
 Watkins, Corey 1999
 Watkins, Walter 1914
 Watson, Nathan 2002-03-04-05 (C)
 Webb, Bianca (mgr.) 2014
 Weems, Lance 1993-94-95(C)-96(C)
 Weldon, Roger 1950-51-52 (C)
 Welsh, Richie 1984
 West, Harold 1945
 Westbrook, Stephen (mgr.) 2012
 Whigham, Byrd 1954-55
 Whitaker, H. 1906-07
 White, Gerald 1984-85-86-87
 Wicke, Danny 2003-04
 Wiley, Aubrey 1993-94
 Williams, Frank 1942-43
 Williams, Frank 1947 (C)
 Williams, Franklin 1995-96-97-98 (C)
 Williams Jr., Larry 2008-09-10
 Williams, New 2016
 Williams, Ray 1946-47-48 (C)
 Wills, Bob 1968-69
 Wilson, W.P. 1917
 Wood, Jim 1948
 Woodruff, C.W. 1906-07-08
 Worrill, Jamie 1913
 Wrencher, Champ 1989-90-91-92 (C)
 Wright, T.P. 1911

Y

York, Bobby 1970
 Young, B.E. 1943
 Young, Ian 2004-05 (C)

(C) Captain



All-Time Numerical Roster (Since 1936)

0

Horace Spencer (2016)
Asaunh Dixon-Tatum (2013-14)
Josh Langford (2011-12)

00

Malcolm Canada (2015)
Kerry Harvis (2006)
Byron Bell (1993)
Paul Daniels (1981-84)

1

Kareem Canty (2016)
KT Harrell (2013-14-15)
Varez Ward (2012)
Andre Malone (2010)
Korvotney Barber (2009)
Frank Tolbert (2005-08)

2

Allen Payne (2011-14)
Archie Miaway (2007)
Daniel Hayles (2005-06)
Abdou Diame (2001-02)

3

Patrick Keim (2015)
Chris Denson (2011-14)
Josh Dollard (2006-07)
Ian Young (2004-05)
Marquis Daniels (2000-03)
Reggie Sharp (1999)
Earnest Brown (1996-97)
Jim Costner (1994-95)
Champ Wrencher (1990-92)
Kirt Hankton (1989)
Byron Henson (1980-83)
Taylor Hart (1948-50)

4

T.J. Dunans (2016)
Trayvon Reed (2015)
Devin Waddell (2014)
Dylan Spencer (2013)
Lucas Hargrove (2007-10)
Emanuel Willis (2006)
Marco Killingsworth (2002-04)
Chris Porter (1999-2000)
Derek Caldwell (1998)
Chris Davis (1995-96)
Aaron Swinson (1992-94)
Lewis Card (1979-80)
Glenn Nixon (1948-1949)

5

Cinmeon Bowers (2015-16)
Shaquille Johnson (2013)
Ty Armstrong (2010-11)
Kelvin Lewis (2007)
Jamison Brewer (2000-2001)
Clifton Robinson (1998)
Derek Caldwell (1995-97)
Jim Duce (1980)

10

Jordan Price (2013)
Larry Williams Jr. (2008-10)
Troy Gaines (2003-05)
Scott Pohlman (1998-2001)
Terrance Howard (1985-88)
Robert Holler (1984)
Rick Bolling (1982-83)
Jim Devaney (1980-81)
Bill Wallace (1974, 1976)
Jim Krivacs (1975)
Bill Kirkpatrick (1953-55)
Frank Davis (1952)

Jimmy Willet (1951)
Dwight Hitt (1950)
Dick O'Cain (1947)
Bob Seibert (1946)

11

Dion Wade (2014)
Josh Wallace (2010-13)
Derrick Bird (2002-03)
Reggie Sharp (2000-01)
Phillip Thomas (1996)

Wesley Person (1991-94)

David Williams (1988)
Melvin Haralson (1986-87)
Rodney Turner (1985)
Greg Turner (1981-84)
Mark Barnhizer (1977-79)
Bill Turner (1974-75)
Herbert Greene (1964-65)
John Burnett (1961-63)
George Cochran (1960)
Joe Woods (1959)
Sam Bowen (1958)
Brownie Nelson (1955-56)
Kay Slayden (1953)
Vince Dooley (1952)
Bill Mobberly (1951)
Jack Sanderson (1946)

12

Tyler Harris (2016)
K.C. Ross-Miller (2015)
Nick Pellar (2013)
DeWayne Reed (2007-10)
Moses Edun (2004-06)
Jay Heard (1999-2000)
Alex Franco (1995)
Leonard Smith (1993-94)
Mitch Taylor (1992)
Johnny Benjamin (1989)
Gerald White (1984-87)
Odell Mosteller (1982-83)
Mike Christian (1972-74)
Pat Cowart (1970-71)
Mike Newell (1969)
Bob Miller (1966-68)
Larry Cart (1963-65)
Porter Gilbert (1959-61)
Bobby Tucker (1956-58)
Travis Beatty (1953)
Don Lanford (1949-51)
Erskine Russell (1947-48)
Connie McKelvey (1947)

13

Tahj Shamsid-Deen (2014-15)
Matt Heramb (2007-08)
Brandon Robinson (2002-04)
Bryant Smith (1996-99)
Mike Jones (1986-88)
Ritchie Welsh (1984)
Chuck Johnson (1983)
Sam Fitten (1982)
Jack Glasgow (1948-50)

14

Antoine Mason (2015)
Drew Smith (2006-09)
Michael O'Connor (2005)
Charlton Barker (2000-2002)
Reggie Gallon (1989-93)
Johnny Lynn (1985-88)
Tim James (1982-83)
Roy McGrew (1979-80)

Myles Patrick (1975-78)
Jimmy DeVenney (1960)
Jerry Hart (1958)
Jim Naftel (1955-56)
Walt Stoudemire (1953)
Inman Veal (1952)
Roy Brawner (1949-51)
Ted Krezmenski (1946)

15

Tony Neysmith (2010-12)
Brett Howell (2005-06)
Danny Wicke (2003)
Jimbo Tolbert (mgr.), (2000)
Lance Weems (1993-96)
Leonard Smith (1992)
Larry Patrick (1990-91)
Kelvin Ardister (1989)
Frank Ford (1984-87)
Kyle Anderson (1983)
Thad Burgess (1979)
Ted Henderson (1976-77)
Paul Seymour (1975)
Rex Howell (1973)
John Mengelt (1969-71)
Alex Howell (1966-68)
Tim Pearson (1963-65)
Tommy Henderson (1959)
Terry Chandler (1956-58)
Robert Burgess (1955)
Bill Fickling (1952-54)
George Hill (1949-51)
Jack Powell (1946)

16

Miller (1947)

17

Diffley (1947)
Jack Colbert (1946)

18

Ray Williams (1946)
Herbert Burton (1942)

20

Jonathan Walker (2016)
Alex Thompson (2014-15)
Frankie Sullivan (2009-10)
Danny Wicke (2004)
Mike Springfield (1995-1996)
Shawn Stuart (1993-94)
Dustin Hester (1988-1990)
Aundrae Davis (1987)
Wayne Bracy (1975-78)
Tim Beavers (1972-74)
Jimmy Walker (1969-71)
Barry Timmerman (1968)
Tee Faircloth (1965-67)
Larry Chapman (1961-64)
Bayward McManus (1958-60)
Byrd Whigham (1954-55)
John Logue (1953)
Dick O'Cain (1946)
Frank Mancini (1940-42)
Ernest Pappas (1937-39)

21

Patrick Keim (2016)
Malcolm Canada (2014)
Shareif Adamu (2013)
Rasheem Barrett (2006-09)
Quinnel Brown (2004-05)
Adam Harrington (2001-2002)
Ronnie Battle (1989-93)
Rob Jones (1986-87)

Mark Cahill (1983-84)
Mark Reed (1982)
Bubba Price (1977-80)
Bob Mandula (1974-76)
Jimmy Elliot (1972)
Greg Austin (1970)
Tom Perry (1967-69)
All-Time Numerical Roster (Since 1936)
Mike Keeble (1964)
Billy Biles (1963)
Bill Ross (1960-62)
Jimmy Lee (1957-59)
Henry Sturkie (1954-57)
Jack Turner (1953-54)
Bill Walters (1950-51)
Andy Robinson (1949)
Quentin Burgess (1945-46)
Crawford Holmes (1937-39)

22

Zach Allison (2016)
C.J. Holmes (2013-14-15)
Kenny Gabriel (2010-12)
Scott Campbell (2005)
Lewis Monroe (2002-04)
Marin Bota (2001)
Wes Flanigan (1994-97)
John Caylor (1987-90)
Robert Leak (1983)
Randall Ridley (1982)
Eric Stringer (1978-81)
Eddie Johnson (1974-77)
Gary England (1971-73)
Carl Shetler (1968-70)
Bobby Buisson (1965-67)
John Blackwell (1962-64)
Ray Groover (1958-61)
Henry Sturkie (1956-57)
R.T. Lee (1956)
Doyle Haynes (1954)
Jack Glasgow (1948-51)
Dan Pridgen (1949-50)
Joe Womack (1946)
Shag Hawkins (1942)
Fagan Canzoneri (1941)
Tommy Edwards (1937-39)

23

T.J. Lang (2015-16)
Frankie Sullivan (2011-13)
Quantez Robertson (2006-09)
Toney Douglas (2005)
Dwayne Mitchell (2002)
Daymeon Fishback (1997-2000)
Leroy Davis (1994-95)
Rod Joyce (1990-93)
Pete McBee (1988)
Alvin Mumphord (1980-83)
Dom Fucci (1976-77)
Dan Cox (1974-75)
Tommy Fibbe (1964-66)
Harvey Johnston (1962)
Jimmy Fibbe (1959-61)
Kay Slayden (1954-56)
Bob Smith (1951)
Dick Webb (1949)
Frank Williams (1947)
Marvin Roberts (1946)
Bob Dunbar (1941)
J.P. Streetman (1939-40)
Andrew Curlee (1936-37)



All-Time Numerical Roster (Since 1936)

24
 Jack Purchase (2015)
 Brian Greene, Jr. (2013)
 T.J. Rice (2011-12)
 Tay Waller (2009-10)
 Quan Prowell (2007-08)
 Nathan Watson (2002-05)
 Dudley Smith (1998)
 Moochie Norris (1995)
 Derrick Dennison (1988-90)
 Donnie Butcher (1983-84)
 Mark Cahill (1981-82)
 Kenny Carter (1980)
 Stan Pietkiewicz (1975-78)
 Gusty Nordgren (1961)
 John Giblynt (1960)
 Ty Samples (1958-59)
 Jim O'Donnell (1953-56)
 Roger Weldon (1951-52)
 Joe Sterling (1947-49)
 Rod Lancaster (1946)
 Earl Tanner (1940-42)
 Theron Karge (1937)

25
 Jordon Granger (2013-14-15-16)
 Jake Drum (2009-12)
 Adam Luquire (2007-08)
 Kendell Mack (1998)
 Reid Clark (1995-96)
 Tommy Dyer (1994)
 Mark Hutton (1993)
 Marcus Ford (1990)
 Matt Geiger (1988-89)
 Gary Godfrey (1985-86)
 Terry Martin (1984)
 Bill Sawyer (1981-82)
 Taylor Hart (1980)
 Kirk Powers (1978-79)
 Bob Osberry (1973-74)
 Henry Harris (1970-72)
 Tim Christian (1967-68)
 Gary Lambert (1966)
 Bill Tinker (1961-64)
 Henry Hart (1957-60)
 Jim Diamond (1954-56)
 J.P. Farish Jr. (1951-53)
 Gene Hoele (1950)
 Emmett McAfee (1949)
 Johnny Adcock (1946)
 Marvin Motley (1941-42)
 Red Childers (1937-38)
 Buddy Crew (1936)

26
 Bill Dudley (1938)

27
 Ray Williams (1946-48)
 Billy Ray (1946)
 Frank Hamm (1937)

28
 Joel Eaves (1935-37)

29
 Tom Martin (1940-41)
 Cecil Wallace (1937-39)

30
 Brendon Knox (2009-10)
 Jamaal Arnold (2003)
 Johnathan Lewis (2001)
 Keenan Carpenter (1988-1989)
 Randy Price (1982)

Mike Mitchell (1975-78)
 Brent Sutton (1972-74)
 Bob Wills (1968-69)
 Joe Millsap (1965-67)
 Lamar Henry (1962-64)
 David Vaughn (1959-61)
 Mack Lee (1953-54)
 John Lockard (1951)
 Ray Gibson (1938-40)
 Rogers (1937)

31

Devin Waddell (2015-16)
 Benas Griucinas (2014)
 Mack McGadney (1999-2002)
 Pat Burke (1993-97)
 Richard Smith (1990-91)
 Vern Strickland (1984-86)
 David Cunningham (1974-75)
 Tim Ash (1970-71)
 Harold Carden (1966)
 Curt O'Daniel (1962-65)
 Mack Kirkland (1961)
 Johnny Cochran (1952-54)
 Leroy Sudduth (1951)
 Malvern Morgan (1937-39)

32

Noel Johnson (2012-13)
 Korvotney Barber (2006-08)
 Rodney Tucker (2003-04)
 John Gomillion (1998)
 Ray Donald (1995-96)
 Corey Walker (1989)
 Darren Guest (1985-86)
 Darrell Lockhart (1980-83)
 Gary Redding (1973-76)
 Jim Retseck (1971-72)
 Ron Jackson (1968-70)
 Lee DeFore (1963-66)
 Jim Leonard (1961)
 Jorge Haeussler (1960)
Rex Frederick (1957-59)
 Mack Lee (1955)
 Jim Martin (1952-54)
 Dan Pridgen (1951)
 Shag Hawkins (1941)
 Rex McKissick (1936-38)

33

Earnest Ross (2010-11)
 Ronny LeMelle (2003-06)
 Donny Calton (2000-2003)
 Michael Hardin (1992)
 John Walker (1988)
 Carey Holland (1984-85)
 Tim Tipton (1983)
 Frank Poindexter (1980-82)
 Glen Moon (1974-76)
 Dan Kirkland (1971-72)
 Wallace Tinker (1967-69)
 Jimmy Montgomery (1965-66)
 John Salter (1962-63)
 Harvey Johnston (1961)
 Terry Hinote (1960)
 J.B. Bearden (1958)
 Gordon Mummert (1952-53)
 Bill Dawson (1951)
 Bob Dickinson (1938-39)
 John Rouche (1937)

34
 Johnnie Lett (2009-10)
 Kyle Davis (2001-04)

Mamadou N'diaye (1997-2000)
 Cameron Boozer (1992-93)
 Robert McKie (1989-91)
 Chris Morris (1985-88)
Charles Barkley (1982-84)
 Bob Bond (1974-76)
 Billy Smith (1972)
 Mike Pugh (1971)
 Bobby York (1970)
 David Hurt (1967-69)
 Randy Thomas (1965-66)
 Mack Kirkland (1962-63)
 John Salter (1961)
 Manley Johnson (1958)
 Bob Miller (1953-54)
 Ben Park (1942-42)
 Orville Ginter (1938)

35

Ryan Brooks (2007-08)
 Ryan Daniel (2005)
 Johnathan Lewis (2003-04)
 Jeff Switzer (1992-93)
 Brian Sheppard (1983)
 Pepto Bolden (1974-77)
 Sylvester Davenport (1973)
 Al Leaphart (1970-72)
 Randall Walker (1967-69)
 Rex Etheridge (1967-68)
 Joe Newton (1963-65)
 Leon Posey (1960-62)
 Bill McGriff (1956-58)
 Bob Fenn (1952-53)

40

Doug Merrell (2011)
 Lincoln Glass (2001-02)
 Abe Smith (1999-2000)
 Zane Arnold (1989-91)
 Jeff Moore (1985-88)
 Michael Rutledge (1984)
 Dale Deschamps (1975-76)
 Rich Gortney (1974)
 Jerry Lamberson (1973)
 Tom Bardin (1971)
 Joe Sigur (1969)
 Bill Anderson (1967)
 Freddie Guy (1963-65)
 John Helmlinger (1960-62)
 Bill Gregory (1956-59)
 Dan Fausett (1953)

41

Cole Blackstock (2016)
 Matthew Atewe (2014)
 Rob Chubb (2010-13)
 Alvin Jefferson (1996-97)
 Aubrey Wiley (1992-94)
 Benny Anthony (1977-80)
 Emmett Thomas (1974-76)
 Albert Johnson (1972-73)
 Mike Poole (1971)
 Mike Scott (1969)
 Ronnie Quick (1966-67)
 Billy Ingram (1962-63)

42

Cole Stockton (2015-16)
 Francis Aihe (2009)
 Joey Cameron (2006)
 Adrian Chilliest (1996-99)
 Rich Valavicius (1979-80)
 Cedrick Hordges (1976-77)
 Roger Jorgensen (1974-75)

Ralph Smith (1971-73)
 Bill Alexander (1968-70)
 Layton Johns (1961-63)
 Thomas Coleman (1956)
 Bob Wright (1953)

43

Cameron Boozer (1991)

44

New Williams (2016)
 Dylan Spencer (2010-12)
 Chris Rogers (2005)
 Dwayne Curtis (2004)
 David Hamilton (1999-2000)
 Franklin Williams (1995-98)
 Chris Brandt (1988-92)
 Jeffrey McFadden (1987)
 Ricky Short (1986)
 Earl Hayes (1982-83)
 Earl Banks (1978-81)

45

Adrian Forbes (2011-12)
 Kyle Derozan (2005)
 Adrian Person (1999)
 Jeremy Beasley (1997-98)
 Chuck Simms (1990-91)
Chuck Person (1983-86)
 Bobby Cattage (1978-81)

50

Willy Kouassi (2012)
 Doc Robinson (1997-2000)
 Dennis Tindle (1976-77)
 Ray Woodward (1974-75)

51

Gary Godfrey (1982-83)
 Scott Bell (1980)

52

Trey Tate (2016)
 Joe Baldrian (1975)

53

Matt Baggett (2002)
 Orenn Fells (2001)

54

Willie Jones (1992)
 Brian Baumgartner (1990)
 Howard Spencer (1984-85)
 Jeff Adams (1976-79)
 Mike Roach (1974-75)
 Ernie Magri (1972-73)

55

Chris Lollar (2003-04)
 Randy Hughes (1998)

Players Retired Jerseys in BOLD

DID YOU KNOW? ...

The following numbers are currently legal: **00, 0, 1, 2, 3, 4, 5, 10, 11, 12, 13, 14, 15, 20, 21, 22, 23, 24, 25, 30, 31, 32, 33, 34, 35, 40, 41, 42, 43, 44, 45, 50, 51, 52, 53, 54, 55.**

Team rosters can include **0 or 00, but not both. From 1958 to 1999, the numbers 1 and 2 were prohibited.**



All-Time Lettermen by Hometown

ALABAMA (227)**ABBEVILLE**

Porter, Chris 1999-2000 (C)

ADGER (1)

Snider, Euil 1926

ALBANY (1)

Caldwell, Derek 1996-97-98

ALEXANDER CITY (1)

Barnes, Woodrow 1934-35-36

ANDALUSIA (1)

Powell, Jack 1946-47 (C)

ANNISTON (1)

Stewart, Jack 1930-31-32

ASHLAND (1)

Weems, Lance 1993-94-95(C)-96(C)

AUBURN (17)

Beasley, Bob 1920

Brandt, Chris 1989-90-91-92 (C)

Burgess, Thad 1979

Card, Lewis 1979

Clements, Edwin Erwin 1913-14-15

Dowell, William 1922

Gregory, Bill 1956-57-59

Howell, Brett 2005-06

Huff, Heath 2017

James, Ebb 1927-28

James, Fob 1926-27-28 (C)

James, Louie 1928-29-30

Meagher, John 1945

Naftel, James 1957

Powers, Kirk 1978-79

Smith, Dudley 1998

Stockton, Cole 2015

AUTAUGAVILLE (1)

Motley, Marvin 1941-42

BESSEMER (3)

Canzoneri, Albert 1941-42-43 (C)

Lacey, Joseph Edwin 1912-13

Lacey, William Morris 1906-07

BIRMINGHAM (51)

Ariail, David William 1932-33-34 (C)

Arnold, Zane 1989-90-91(C)

Arthur, Robert 1933

Banks, Earl 1978-79-80-81 (C)

Barks, Earl 1924-25

Barks, Hub 1918-19-20-21

Bracy, Wayne 1975-76-77-78

Burbage, Jesse 1915-16

Cameron, Joey 2006

Cunningham, David 1975

Dryer, Thomas Bailey 1907-08

Duke, Jesse 1922-23-24

Dunbar, Robert 1941

Ellis, Frank H. 1934

Frederick, Rex 1957-58-59 (C)

Gibson, De Witt 1907-08

Hahn, Fred 1922-23-24 (C)

Hahn, Hub 1918-19-20-21

Hall, W.R. 1917

Johnson, Albert 1972-73

Johnston, Manley 1958

Keim, Patrick 2016-17

Lewis, Johnathan 2001-03-04

Lollar, Chris 2003-04

Macooy, Will 2017

Major, Earl Alexander 1909-10-11-12-13

Merrell, Doug 2011

Miller, Robert 1953-54 (C)

Moore, Jeff 1985-86-87-88

Mumphord, Alvin 1980-81-82-83 (C)

Murdock, D.N. 1912

Osberry, Robert 1973-74

Pappas, Ernest 1937

Parker, Thomas Frances 1909-10

Pate, Roy 1930

Price, Bubba 1977-78-79-80 (C)

Rogers, Chris 2005

Russell, Erskine 1947-48

Smith, Ralph 1971-72-73

Spencer, Dylan 2010-11-12-13

Springfield, Mike 1995-96

Strange, George 1935

Streit, John Bradley 1911

Taylor, George 1914

Turner, Jack 1952-53-54

Ware, Robert Young 1906-07-08

Ware, William Judson 1925

Watkins, Corey 1999

Williams Jr., Larry 2008-09-10

Woodruff, Charles Williamson 1906-07-08

Wrencher, Champ 1989-90-91-92 (C)

BOLIGEE (1)

Harris, Henry 1970-71-72 (C)

BRANTLEY (3)

Person, Chuck 1983-84-85-86

Person, Wesley 1991-92-93-94 (C)

Wiley, Aubrey 1993-94

CAMDEN (1)

Cook, Daniel 1914

CAMP HILL (1)

Slaughter, T.R. 1927

CENTREVILLE (1)

Purifoy, Danjel 2017

CHEROKEE (1)

Alexander, Bill 1968-69-70 (C)

CULLMAN (2)

Chandler, Terry 1956-57-58

Lynn, Bill 1949-50 (C)

DADEVILLE (2)

Fitten, Sam 1982

Newell, Olin 1914

DAPHNE (1)

Manci, Frank 1940-41-42

DAWSON (1)

Smith, A. Luther 1928

DOUBLE SPRINGS (1)

Martin, James 1952-53-54

DORA (2)

Hawkins, E.A. 1940-41-42

Tanner, Jack 1942

DOTHAN (3)

Brooks, Ryan 2007-08

Tate, Trey – 2017

Thompson, Alex 2014-15

DUTTON (1)

McGriff, Bill 1956-57-58

ENSLEY (1)

Mandy, Norman 1921

EQUALITY (1)

McKissick, Rex 1936-37-38 (C)

ENTERPRISE (1)

Clark, Reid 1995-96

EUFAULA (1)

Greene, Herbert 1964-65-66

EVA (1)

Childers, Edron 1937-38

Nelson, Rolland 1955-56

FAIRFIELD (1)

McGrew, Roy 1979

FAIRVIEW (1)

Baggett, Matt 2002

FAYETTE (2)

Bolling, Rick 1982-83

Newton, Joe 1963-64-65

FORT PAYNE (1)

Watson, Nathan 2002-03-04-05 (C)

GADSDEN (3)

Cochran, John 1952-53-54

Strickland, Vern 1984-86

Sturkie, Henry 1954-55-56-57 (C)

GERALDINE (2)

Gilbert, Porter 1959-60-61 (C)

Vines, J.A. 1929

GOODWATER (1)

Crew, Buddy 1936

GORDO (1)

Savage, Zach 1923

HALEYVILLE (1)

Duncan, Benton 1948-49

HARTFORD (1)

Ross, Bill 1960-61-62 (C)

HEADLAND (1)

Williams, Franklin 1995-96-97-98 (C)

HOBSON CITY (1)

Stringer, Eric 1978-79-80-81

HOOVER (1)

Drum, Jake 2009-10-11-12

HUNTSVILLE (7)

Cattage, Bobby 1978-79-80-81

Coward, Pat 1970-71

Cox, Dan 1974-75

Langford, Josh 2011-12

Quick, Ronnie 1966-67

Samples, Tyrone 1957-58-59

Smith, Bryant 1996-97-98-99 (C)

IDER (1)

Smith, William 1972

INDIAN SPRINGS (1)

Luquire, Adam 2007-08

JASPER (3)

Beasley, Jeremy 1997

Burton, Herbert 1943

Gray, W.R. 1925-26

JOPPA (1)

Holmes, J. Crawford 1937-38-39

KILLEN (1)

Blackstock, Cole 2016-17

LAFAYETTE (1)

Haynes, Doyle 1954

LANETT (2)

Coleman, Thomas 1957

Morgan, Malvern 1937-38-39

LANGDALE (1)

Rodgers, Hugh 1936

LEEDS (1)

Barkley, Charles 1982-83-84

LINEVILLE (1)

Ingram, Billy Bob 1962-63

LOUISVILLE (1)

Whigham, Byrd 1954-55

LUDOWICI (1)

Chapman, Larry 1962-63-64 (C)

MARVEL (1)

Ellis, G.J. 1926-27-28

MADISON (1)

Walker, Jonathan 2015-16

MILLBROOK (1)

Fenn, Robert 1952-53

MILLERVILLE (1)

Lumpkin, Tom 1930-31-32

MOBILE (13)

Dooley, Vince 1952

Ducote, R.J. 1916-18

Evans, G.D. 1925

Hayles, Daniel 2005-06

Lacy, John 1920

Lang, TJ 2016-17

Lett, Johnnie 2009-10

Louisell, William 1915

McGadney, Mack 1999-2000-01-02



All-Time Lettermen by Hometown

McKinney, W.R. 1925-26
McKinney, Wallace 1922-23-24
McKinney, William 1924-25
Reed, Trayvon 2015

MONTEVALLO (1)
Hayes, Earl 1982-83

MONTGOMERY (17)
Brown, L.C. 1934-35
Burke, Taylor George 1911-12
Dickinson, Robert 1940
Dreyfus, Samuel Cellner. 1908
Edwards, Thomas H., Jr. 1937-38-39
Harrell, KT 2014-15
Harrison, Joe 1922-23-24 (C)
Hatfield, L.L. 1930-31-32 (C)
Hordges, Cedrick 1976-77
Killingsworth, Marco 2002-03-04
Locke, Thomas Courtaney 1909-10
McFadden, Frank 1918-19-20-21
Simmons, Eric "Butch" 1975-76
Thomas, Emmett 1975
Thomas, Randy 1965
Wade, Jimmy 1918-19-20-21
Walter, Bill 1950-51

MONROEVILLE (1)
Farish, Julius P., Jr. 1951-52-53 (C)

MORRIS (1)
Kaley, William 1925-27

MOULTON (1)
Posey, Leon 1960-61-62

MOUNT HOPE (1)
Young, Bluit Edward 1943

NEW DECATUR (1)
Burlson, Richard Alva 1909

NEW MARKET (2)
Robinson, Brandon 2002-03-04
Tucker, Bobby 1956-57-58

NEWTON (1)
Mullins, H.L. 1928-29

NOTASULGA (2)
Akin, James C. 1926-27-28
Bridges, Oma Wesley 1917-18

OAK GROVE (1)
Davis, John Eayres 1911

OXFORD (1)
Heard, Jay 1999-2000

PELHAM (1)
Allison, Zach 2015-16

PIEDMONT (1)
West, Harold 1945

PISGAH (2)
Tinker, Billy 1961-62-63-64
Tinker, Wally 1967-68-69 (C)

PITTSVIEW (1)
Battle, Ronnie 1990-91-92-93

PRATT CITY (1)
Culverhouse, Harry George 1909

RIVER FALLS (1)
Tolbert, Frank 2005-06(C)-07-08

SCOTTSBORO (2)
Blackwell, John 1962-63-64 (C)
Hurt, David 1967-68-69

SELMA (3)
Beatty, Travis 1953
Jordan, James Ralph 1930-31-32 (C)
Robinson, Doc 1997-98(C)-99(C)-00 (C)

SPRUCE PINE (1)
Glasgow, Jack 1948-49-50-51

SYLACAUGA (1)
Jones, Willie 1992

SLYVANIA (1)
Jones, Rob 1985-86-87

TALLADEGA (2)
Bolden, Pepto 1974-75-76 (C)
Burgess, Quinton 1945-46

TALLASSEE (3)
Mason, Sam 1933
Noble, A.J. 1913
O'Daniel, Curtis 1964

TARRANT CITY (1)
Hall, S.S. 1926-27

TRUSSVILLE (1)
Smith, Drew 2006-07-08

TUSCALOOSA (1)
Pearson, J. Tim 1964-65

TUSCUMBIA (1)
Burnett, John 1962-63

TUSKEGEE (2)
Smith, Leonard 1994
Turner, Greg 1981-82-83-84

UNIONTOWN (1)
Sullivan, Frankie
2009-10(C)-11-12(C)-13(C)

WARRIOR (3)
Creel, Eugene M. 1923-24
Kaley, Charles 1931-32-33 (C)
Wadsworth, Frank 1943

WEBB (1)
Kirkland, K. Mack 1962-63

WETUMPKA (1)
Curlee, Andrew 1936-37-39

ARIZONA (1)

TUCSON (1)
Gaines, Troy 2003-04-05

ARKANSAS (2)

LITTLE ROCK (2)
Chilliest, Adrian 1996-97-98-99
Flanigan, Wes 1994-95(C)-96(C)-97(C)

CALIFORNIA (1)

INGLEWOOD (1)
Williams, New 2016-17

COLORADO (1)

WATERBURY (1)
Heron, Mustapha 2017

FLORIDA (37)

BAKER (1)
Martello, Vince 1981

BALDWIN (1)
Holland, Carey 1984-85

BRANDON (1)
Gomillion, John 1998

BRADENTON (1)
Helmlinger, John 1960-61-62

CAPE CORAL (1)
Burke, Pat 1994-95-96-97 (C)

CLEARWATER (1)
Geiger, Matt 1988-89

CORAL GABLES (1)
Sawyer, Bill 1981-82

CRESTVIEW (1)
Hester, Dustin 1989

DAYTONA BEACH (1)
Daniels, Paul 1981-82-83-84

FORT LAUDERDALE (1)
Miller, Bob 1966-68

FORT WALTON (1)
Gibson, Ray 1938-39-40

JACKSONVILLE (2)
Arnold, William 1914
Joyce, Rod 1992-93

JAY (1)
Diamond, Jim 1954-55-56

KISSIMMEE (1)
Ford, Frank 1984-85-86-87

LAKELAND (2)
Davis, Chris 1995
Fenton, Benny 1934

MARIANNA (1)
Streetman, Jay Patrick 1939-40

MELBOURNE (1)
Armstrong, Ty 2010-11

MIAMI (2)
Gallon, Reggie 1990-91-92-93 (C)
McKie, Robert 1989-91

NAPLES (1)
Robinson, Clifton 1998

ORLANDO (3)
Daniels, Marquis 2000-01-02-03(C)
Poindexter, Frank 1980-81-82
Young, Ian 2004-05 (C)

PALM BAY (1)
Smith, LaRon 2017

PENSACOLA (4)
Carter, Wilmer 1915-16
Donald, Ray 1995-96 (C)
Duncan, J.R. 1912-14
Wallace, Josh 2010-11-12-13

TAMPA (1)
Jackson, Ron 1968-69-70

WEIRSDALE (2)
Adams, Jeff 1977-78-79
Johnson, Eddie 1974-75-76 (C)

WEST PALM BEACH (2)
Godfrey, Gary 1982-85-86
Patrick, Larry 1990-91

WINTER PARK (2)
Aihe, Francis 2009
Pietkiewicz, Stan 1975-76-77-78 (C)

GEORGIA (91)

ALBANY (3)
Brown, Earnest 1996
Davis, Leroy 1995
James, Tim 1982

ALPHARETTA (1)
Rice, T.J. 2011-12

AMERICUS (1)
Stapleton, Bobby 1945

ATLANTA (14)
Barrett, Rasheem 2006-07-08-09
DeFore, Lee 1964-65-66 (C)
Dennison, Derrick 1987-88-89-90 (C)
Dunnans, T.J. – 2016-17
Eaves, Joel 1935-36-37 (C)
Guy, Freddie 1963-64-65 (C)
Johnson, Shaquille 2013
Malone, Andre 2010
McFadden, Jeffrey 1987
Martin, Terry 1984
Mitchell, Mike 1975-76-77-78 (C)
Morris, Chris 1985-86-87-88
Mummert, Gordon 1952-53-54-55
Redding, Gary 1973-74-75-76 (C)

AUGUSTA (1)
White, Gerald 1984-85-86-87

BAINBRIDGE (1)
Anthony, Benny 1977-78-79-80



All-Time Lettermen by Hometown

BARNESVILLE (1)

York, Bobby 1970

BLAKELY (2)Davis, Kyle 2001-02-03-04 (C)
Howell, Alex 1967-68 (C)**BRUNSWICK (1)**

Swinson, Aaron 1992-93-94 (C)

CARROLLTON (1)

Walker, Randall 1966-69

CALHOUN (1)

Leonard, Jimmy 1960-61

COLLEGE PARK (2)Davis, Aundrae 1987
Weldon, Roger 1950-51-52 (C)**COLUMBUS (12)**Denson, Chris 2011-12-13-14
Dudley, Charles 1922-23 (C)
Fuller, Herbert 1945
Gordy, S. 1909
Jenkins, George 1932-33
Jones, Mike 1986-87
Kirkland, Dan 1971-72
Prowell, Quan 2007-08
Scarbrough, L.A. 1909-10-11-12
Slayden, Kay 1954-55-56
Whitaker, H. 1906-07
Worrill, Jamie 1913**COMPTON (1)**

Hamilton, David 1999

COVINGTON (1)

Christian, Tim 1967

CRANDALL (1)

Henry, Lamarr 1964

DANVILLE (1)

Millsap, Joe 1966-67

DOUGLASVILLE (1)

Heramb, Matt 2007-08

DECATUR (2)Price, Jordan 2013
Shamsid-Deen, Tahj 2013-14-15-16**DUBLIN (1)**

Perry, Tom 1967-68-69 (C)

EAST POINT (2)Brewer, Jamison 2000-01
Walker, Jimmy 1969-70-71 (C)**ELLENWOOD (1)**

Edun, Moses 2004-05-06

FAYETTEVILLE (1)

Johnson, Noel 2012-13

FORSYTHE (1)

Jefferson, Alvin 1996

FORT BENNING (2)Lee, Jimmy 1957-58-59 (C)
Quinney, George 1934**FORT VALLEY (1)**

Faircloth, Tee 1966-67

HAMILTON (1)

McManus, Bayward 1958-59

JONESBORO (1)

Douglas, Toney 2005

LAGRANGE (1)

Huff, John 1939-40

LITHONIA (3)Barker, Charlton 1999-2000-01-02
Leapheart, Al 1970-71-72
Thomas, Phillip 1996**MABLETON (1)**

Harper, Jared 2017

MACON (5)Dubose, Frank 1927-28-29
Fickling, William A. 1952-53-54
Howard, Terrance 1985-86-87-88
Patrick, Myles 1975-76-77-78
Veal, Inman 1952**MANCHESTER (2)**Barber, Korvotney 2006-07-08-09(C)
Waller, Tay 2009-10**NAHUNTA (1)**

Johns, Layton 1960-61-62-63 (C)

NELSON (1)

Lawson, Harbin B. 1930-31-32

NORCROSS (2)Miaway, Archie 2007
Neysmith, Tony 2010-11-12**PEACHTREE CITY (1)**

Chubb, Rob 2010-11-12-13

QUITMAN (1)

Groover, Ray 1959-60-61

ROSSVILLE (1)

Costner, Jim 1994-95

ROSWELL (2)Pohlman, Scott 1998-99-2000-01(C)
Smith, Abe 1999-2000**SANDY SPRINGS (1)**

Wills, Bob 1968-69

SAVANNAH (1)

Salter, John 1963

STATESBORO (1)

Taylor, Mitch 1992

STILLMORE (1)

Hughes, Randy 1998

STONE MOUNTAIN (3)Brown, Bryce 2016-17
Cahill, Mark 1981-82-83-84
Tucker, Rodney 2003-04**SUMMERVILLE (1)**

Mosteller, Odell 1982-83

THOMASTON (1)

Lockhart, Darrell 1980-81-82-83 (C)

WARWICK (1)

McLemore, Anfernee 2017

WEST GREEN (1)

Park, Ben E. 1942

INDIANA (14)**ANDERSON (1)**

Dixon-Tatum, Asaahn 2013-14

BEAN BLOSSOM (1)

Bond, Bobby 1973-74-75-76

DANVILLE (1)

Christian, Mike 1972-73-74 (C)

ELWOOD (1)

Mengelt, John 1969-70-71

GARY (1)

Mandula, Bob 1973-74

INDIANAPOLIS (1)

Johnson, Ronnie 2017

LAPEL (1)

Barnhizer, Mark 1977-79

LOGANSPOUT (1)

Cart, Larry 1963

MICHIGAN CITY (1)

Retseck, Jim 1971-72

MITCHELL (1)

Beavers, Tim 1972-73-74

MUNSTER (1)

Pellar, Nick 2013

SHELBYVILLE (1)

Ash, Tim 1970-71

SOUTH BEND (1)

Glass, Lincoln 2001

SOUTHPORT (1)

Krivaacs, Jim 1975

ILLINOIS (7)**CHICAGO (4)**Brown, Quinnel 2004-05 (C)
Curtis, Dwayne 2004
Greene, Jr., Brian 2013
Smith, Richard 1990**DES PLAINES (1)**

Deschamps, Dale 1975-76

HARVEY (1)

Guest, Darren 1985

PARK RIDGE (1)

Henderson, Ted 1977

KANSAS (1)**WICHITA (1)**

Hutton, Mark 1993

KENTUCKY (12)**ASHLAND (1)**

Dawson, Bill 1951

BOWLING GREEN (1)

Fishback, Daymeon 1997-98-99-00

CENTRAL CITY (1)

Mobberly, William C. 1948-49-50-51

COVINGTON (2)Sterling, Joseph 1947-48-49
Walther, Paul 1946**FRANKFORT (2)**Fibbe, Jimmy 1959-60-61 (C)
Fibbe, Tommy 1964-65-66**LEXINGTON (2)**Austin, Greg 1970
Fucci, Dom 1976**NANCY (1)**

Shepperd, Brian 1983

OLIVE HILL (1)

Brawner, Roy 1948-49-50-51 (C)

PIKEVILLE (1)

Butcher, Donnie 1983

LOUISIANA (5)**CROWLEY (1)**

Shetler, Carl 1968-69-70 (C)

MORGANZA (1)

Derozan, Kyle 2005

NEW ORLEANS (3)Buisson, Bobby 1965-66-67 (C)
Hankton, Kirt 1989
Mitchell, Dwayne 2002**MASSACHUSETTS (1)****BERNARDSTON (1)**

Harrington, Adam 2001-02 (C)

MICHIGAN (4)**DETROIT (2)**Campbell, Scott 2005
Krezminski, Ted 1946**YPSILANTI (2)**Bird, Derrick 2002-03 (C)
Eaddy, Bill 1989



All-Time Lettermen by Hometown

MISSISSIPPI (6)

DURANT (1)
O'Cain, Richard 1946-47

JACKSON (2)
Haralson, Melvin 1986-87
Hitt, Dwight 1950

NETTLETON (1)
Arnold, Jamaal 2003

SHANNON (1)
Sharp, Reggie 1999-2000-01(C)

TUPELO (1)
Trapp, John Herman 1919

MISSOURI (2)

KANSAS CITY (1)
Sanderson, Jack 1946

ST. LOUIS (1)
Granger, Jordon 2013-14-15

NEW JERSEY (3)

HACKENSACK (1)
O'Donnell, James 1953-54-55-56)

VOORHEES (1)
Cohen, Mike 2017

WESTWOOD (1)
Magri, Ernie 1972-73

NEW YORK (4)

DIX HILLS (1)
Harris, Tyler 2016

EAST HAMPTON (1)
Carter, Kenny 1980

ISLIP (1)
Sindler, Frank J. 1933

QUEENS (1)
Mason, Antoine 2015

NORTH CAROLINA (8)

CARY (1)
Ross, Earnest 2010-11

CHARLOTTE (1)
Gabriel, Kenny 2010-11-12

GOLDSBORO (1)
Spencer, Howard 1984-85

RALEIGH (1)
Lanford, Don 1948-49-50-51 (C)

RUTHERFORDTOWN (1)
Carpenter, Keenan 1988-89

SUMMERFIELD (1)
Waddell, Devin 2014-15-16-17

VANCEBORO (1)
Lancaster, Rod 1945-46

WINSTON-SALEM (1)
Fells, Orenn 2001

OHIO (3)

CINCINNATI (2)
Payne, Allen 2011-12-13-14
Robertson, Quantez 2006-07-08-09(C)

SPRINGFIELD (1)
Sutton, Brent 1972-73

OKLAHOMA (2)

TULSA (2)
McAfee, Emmett 1949
Nixon, Glenn 1948-49

PENNSYLVANIA (2)

HARRISBURG (1)
LeMelle, Ronny 2004-05-06 (C)

PHILADELPHIA (1)
Spencer, Horace 2016-17

SOUTH CAROLINA (4)

GEORGETOWN (1)
Knox, Brendon 2009-10

HEMINGWAY (1)
Dollard, Josh 2006-07

PONTIAC (1)
Hargrove, Lucas 2007-08-09-10 (C)

ST. STEPHEN (1)
Mack, Kendell 1998

TENNESSEE (14)

CHATTANOOGA (2)
Johnson, Bob 1969
Vaughn, David 1959-60-61

CRIPPLE CREEK (1)
Montgomery, Jimmy 1965-66

GOODLETTSVILLE (1)
Moon, Glen 1974-75-76

HENDERSONVILLE (2)
Lynn, Johnny 1985-86-87-88
Wicke, Danny 2003-04

KNOXVILLE (1)
England, Gary 1971-72-73 (C)

MADISON (1)
Daniel, Ryan 2005

MEMPHIS (3)
Hoehle, Gene 1950
Hudson, J.T. 1917
Payne, William 1914-15-16

MURFREESBORO (1)
Bass, Stephen 2015

SURGOINSVILLE (1)
Kirkpatrick, Bill 1953-54-55 (C)

TALBOTT (1)
Caylor, John 1987-88-90-91 (C)

TEXAS (5)

AUSTIN (1)
Canada, Malcolm 2014-15

FORT WORTH (2)
Calton, Donny 2000-01-02-03
Lewis, Kelvin 2007

GRAND PRAIRE (1)
Ross-Miller, K.C. 2015

HOUSTON (1)
Reed, DeWayne 2007-08-09-10

VIRGINIA (1)

RICHMOND (1)
Henson, Byron 1980-81-82-83

WASHINGTON, D.C. (3)

Devaney, Jim 1980
Holmes, C.J. 2013-14-15
Norris, Moochie 1995 (C)

WISCONSIN (1)

RACINE (1)
Bowers, Cinmeon 2015-2016

INTERNATIONAL (11)**AUSTRALIA (1)**

MELBOURNE (1)
Purchase, Jack 2015

BAHAMAS (1)

EIGHT MILE ROCK (1)
Stuart, Shawn 1993-94

BELGIUM (1)

ANTWERP (1)
Wade, Dion 2014

CANADA (1)

BRAMPTON, ONTARIO (1)
Atewe, Matthew 2014-15

CROATIA (1)

TIJARICA (1)
Bota, Marin 2001

PANAMA CANAL ZONE (1)

Stockelberg, Frank K. 1924

IVORY COAST (1)

ABIDJAN (1)
Kouassi, Willy 2012

JAMAICA (1)

SPANISH TOWN (1)
Forbes, Adrian 2011-12

SENEGAL (2)

DAKAR (1)
N'diaye, Mamadou 1997-98-99-00

THEIS (1)
Diame, Abdou 2001

VIRGIN ISLANDS (1)

ST. THOMAS (1)
Welsh, Richie 1984



**Overtime Record
(1906-2016)**

Season	Opponent	AU-Opp	Site	Season	Opponent	AU-Opp	Site
1906-07	Columbus YMCA	29- 27		2000-01	Toledo	90- 95 (2ot)	N
1920-21	Mercer	36- 31	H		Oregon	101-97	N
1923-24	Birmingham Ath. Club	32- 36			Tennessee	88- 96 (2ot)	H
1926-27	Georgia Tech	20- 22	A		Georgia	80- 85	A
1930-31	North Carolina State	30- 28			Alabama	72- 69	H
1939-40	Georgia Tech	39- 38	H	2002-03	Saint Joseph's (NCAA Tour.)	65- 63	N
1950-51	Georgia	69- 68	H	2003-04	South Carolina	51- 53	H
	Florida	83- 77	H	2004-05	Colorado State	79- 76	H
1953-54	Howard	70- 63	A		UNLV	87- 91	H
1955-56	Rice	80- 82 (2ot)	A		Florida	78- 84	H
	Georgia Tech	77- 74	H	2006-07	Nicholls State	92- 87	H
1956-57	Alabama	92- 88	N	2008-09	Dayton	59- 60	N
	Georgia Tech	67- 76	A	2009-10	Arkansas	79-82	A
	Alabama	79- 81 (2ot)	N		Mississippi State	75-85	A
1959-60	Tulane	53- 51	A	2010-11	UNC Asheville	69-70	H
	Alabama	63- 61	N		Georgia Southern	88-84	H
1960-61	Georgia Tech	43- 48	H		Georgia	72-81	A
	Alabama	66- 71	N	2011-12	Ole Miss	69-68 (2ot)	H
1962-63	Florida State	77- 70 (2ot)	A		LSU	58-65	A
	Houston	71- 69	N	2012-13	Rhode Island	72-78 (2ot)	H
	Alabama	81- 78	N		Arkansas	80-88 (2ot)	A
	Georgia	70- 67	H		Mississippi State	71-74	A
	Alabama	74- 67	N	2014-15	Xavier	89-88 (2ot)	H
1963-64	Miss. State	64- 63	A		LSU (SEC Tournament)	73-70	N
	Ole Miss	58- 59	A	2015-16	Middle Tennessee State	81-88	A
1965-66	Columbia	76- 75	N				
1966-67	Georgia Tech	76- 78	A				
	Mississippi State	54- 59	A				
	Alabama	99- 96	A				
1967-68	Tennessee	54- 63	H				
1968-69	Florida	81- 80	H				
1969-70	Mississippi State	71- 69	A				
1972-73	Georgia	72- 84	A				
	Florida	74- 76	H				
1973-74	Kentucky	99- 97	H				
1974-75	Georgia	90- 93	A				
1975-76	SMU	85- 87	N				
	Kentucky	91- 84	H				
	Tennessee	73- 72	H				
1976-77	Vanderbilt	76- 71	A				
1977-78	LSU	95-101	H				
	Mississippi State	82- 83	A				
1978-79	Kentucky	83- 86	H				
	Florida	93- 92	A				
	Ole Miss	56- 54 (2ot)	H				
	Georgia (SEC Tournament)	95- 91 (4ot)	N				
1979-80	Arkansas State	62- 69	N				
	Alabama	46- 50	H				
	Georgia	69- 65	A				
1980-81	Air Force	46- 48	N				
	Florida (SEC Tournament)	48- 50	N				
1981-82	Kentucky	83- 81	H				
	Mississippi State (SEC Tourney)	38- 36	N				
1983-84	UAB	62- 69	A				
1984-85	Kentucky	47- 49	H				
	Florida	81- 78	A				
	Alabama	72- 74 (2ot)	A				
	Alabama (SEC Tournament)	53- 49	N				
1985-86	Southwestern Louisiana	64- 66	A				
	Georgia	87- 86	A				
1986-87	Georgia	62- 58	H				
1987-88	Illinois	103-107	A				
1990-91	Georgia	59- 58 (2ot)	A				
	Florida	84- 87	H				
1993-94	Georgia	80- 83	H				
	Mississippi State	86- 91	H				
	Ole Miss	85- 88 (2ot)	A				
1995-96	Mississippi State	75- 78	H				
	Tulane (NIT)	73- 87	H				
1996-97	Colorado	72- 78	N				
	Hawaii-Hilo	98- 92	A				
1997-98	Mississippi State	68- 66	H				
	Marquette (NIT)	60- 75	A				
1999-2000	Ole Miss	77- 79	A				
	South Carolina (SEC Tourney)	77- 72	N				

Won 48, Lost 52 (.480) (Bold - Games won by Auburn)



Auburn on Television

Season/Opponent	AU-Opp
1949-50	
at Georgia Tech (WSB)	49-65
1959-60	
Kentucky	61-60
1963-64	
Vanderbilt (#5)	81-63
1964-65	
at Vanderbilt	77-105
1965-66	
at LSU	74-66
Kentucky (#1)	64-77
1966-67	
Vanderbilt (#9)	64-51
at Kentucky	58-60
1967-68	
Kentucky (#9)	74-73
1968-69	
Tennessee	71-60
1969-70	
Tennessee	77-64
1970-71	
Florida	85-70
at Alabama	92-76
1971-72	
Alabama	78-79
at Tennessee	70-80
1972-73	
LSU	60-79
1973-74	
LSU	76-87
1974-75	
at LSU	87-78
Florida	76-75
Alabama (#7)	76-70
1975-76	
at LSU	102-86
at Florida	92-86
Georgia	88-79
1976-77	
at LSU	73-77
<u>Tennessee</u> 83-93	
1977-78	
at Tennessee	76-80
Alabama	74-81
Mississippi State	85-74
1978-79	
Alabama (#18)	76-83
Mississippi State	72-74
vs. Vanderbilt*	59-53
vs. Georgia*	95-91 (4ot)
vs. Tennessee* (#20)	65-74
1979-80	
at Kentucky	65-67
at Ole Miss (NBC)	54-71
Vanderbilt	73-77
vs. Georgia*	79-71
vs. Kentucky*	61-69
1980-81	
LSU (#5)	64-74
Florida (NBC)	50-55
vs. Florida*	48-50 (ot)
1981-82	
Florida	80-60
Mississippi State (NBC)	62-49
Kentucky (#9)	83-81 (ot)
vs. Mississippi State*	38-36 (ot)
vs. Kentucky* (#15)	66-89
1982-83	
at UAB (Ind.)	63-61

at Florida	75-92
at Vanderbilt	62-64
Season/Opponent	AU-Opp
Georgia	66-64
at Tennessee (ESPN)	74-82
LSU (NBC)	61-87
Ole Miss (ESPN)	82-59
vs. Alabama*	61-62
1983-84	
at UAB (ESPN)	62-69 (ot)
vs. Wake Forest (#10) (ESPN)	67-76
Florida	82-66
Kentucky(#2)(WTBS)	82-63
at Georgia	86-90
LSU (#10) (WTBS)	80-78
Ole Miss (USA)	60-50
at Florida	67-65
at Kentucky (#6)	64-84
at Vanderbilt (ESPN)	73-67
at LSU (CBS)	80-81
Mississippi State (WTBS)	68-53
Alabama	83-70
vs. Vanderbilt*	59-58
vs. Tennessee*	60-58
vs. Kentucky* (#3)	49-51
vs. Richmond+ (ESPN)	71-72
1984-85	
vs. UAB (ESPN)	61-59
vs. VCU (Ind.)	59-78
at Kentucky (WTBS)	61-68
Ole Miss (USA)	93-73
Kentucky (NBC)	47-49 (ot)
Georgia (USA)	84-86
vs. Ole Miss*	68-60
vs. LSU*	58-55
vs. Florida*	43-42
vs. Alabama* (NBC)	53-49 (ot)
vs. Purdue+ (ESPN)	59-58
vs. Kansas+ (#13) (CBS)	66-64
vs. North Carolina+ (#7) (CBS)	56-62
1985-86	
vs. West Virginia (Ind.)	58-75
at UAB (#16) (ESPN)	56-62
at Mississippi State	72-56
at Alabama (USA)	56-60
Florida (USA)	67-65
at Tennessee	79-80
Alabama (#18) (ESPN)	71-69
at Georgia (ESPN)	87-86 (ot)
vs. Mississippi State*	63-65
vs. Arizona+ (CBS)	73-63
vs. St. John's+ (#4) (CBS)	81-65
vs. UNLV+ (#11) (CBS)	70-63
vs. Louisville+ (#7) (CBS)	76-84
1986-87	
at Mississippi State	66-52
at Alabama (#13) (USA)	82-88
Ole Miss	85-61
at LSU	73-75
UNLV (#3) (ABC)	85-104
at Kentucky	71-75
Mississippi State (USA)	59-45
Alabama (#12)	75-77
LSU	100-62
vs. Kentucky*	79-72
vs. Alabama* (#9)	68-87
vs. San Diego+ (CBS)	62-61
vs. Indiana+ (#3) (CBS)	90-107
1987-88	
vs. Villanova (USA)	65-64
Florida	72-67



Head coach Joel Eaves is interviewed on television following Auburn's stunning 61-60 victory over Kentucky and Adolph Rupp Feb. 20, 1960, en route to the SEC regular season championship.

at Kentucky (#1) (ESPN)	53-52	Arkansas (#13)	81-80
Mississippi State	65-57	vs. Tennessee*	76-78
LSU	69-78	1993-94	
Season/Opponent	AU-Opp	at LSU	72-83
at Florida (#10) (ESPN)	58-57	Mississippi State	86-91 (ot)
Georgia	64-57	at Ole Miss	85-88 (2ot)
at Alabama	77-82	Alabama (ESPN)	69-74
vs. Georgia*	60-65	Kentucky (#7) (ABC)	74-91
vs. Bradley+ (#11) (ESPN)	90-86	at Miss. State (SportSouth)	76-65
vs. Oklahoma+ (#8) (CBS)	87-107	vs. Vanderbilt*	81-56
1988-89		vs. Alabama*	55-83
at Vanderbilt (ESPN)	77-93	1994-95	
at Mississippi State	56-69	at UAB (WBMG-TV)	60-54
Georgia (ESPN)	62-75	at Kentucky (#6)	64-98
at Tennessee	72-89	Ole Miss (ESPN)	88-74
at Alabama (ESPN)	58-74	LSU	73-76
at Georgia	76-80	Arkansas (#4) (ABC)	104-90
vs. Ole Miss*	68-80	Florida (#23) (SportsCh.)	77-71
1989-90		at Alabama (#20)	63-65
at Ole Miss	72-80	at Miss. State (#21) (SS)	70-69
Tennessee	89-83	vs. South Carolina*	81-66
at LSU (#11)	71-82	vs. Kentucky (#3)*	81-93
at Vanderbilt (ESPN)	87-74	1995-96	
vs. LSU* (#11)	78-76	vs. Louisville(#13)(WDRB-TV)	82-78
vs. Alabama*	71-87	Arkansas	101-76
1990-91		LSU	95-87
Alabama (ESPN)	56-68	at Vanderbilt	62-76
at Ole Miss	62-60	at Florida (SportsSouth)	73-70
Vanderbilt	59-80	at Arkansas	77-87
Kentucky (#10) (ESPN)	81-89	Season/Opponent	AU-Opp
Tennessee (ESPN)	74-65	Kentucky (#1) (ESPN)	73-88
Georgia	77-86	at Mississippi State	51-67
vs. LSU* (#16)	92-77	vs. Vanderbilt*	68-65
vs. Alabama* (#24)	59-77	vs. Mississippi State* (#25)	58-69
1991-92		1996-97	
at UNLV (SportsChannel)	82-85	at UAB (WBMG-TV)	57-64
at Ole Miss	96-83	vs. Murray State (FSS)	86-72
at Vanderbilt (ESPN)	83-89	Arkansas	55-56
Kentucky (#19)	67-85	Florida	79-65
Arkansas (#9)	74-82	Kentucky (#4)	53-77
1992-93		at Georgia (CBS)	48-53
Florida	73-76	Alabama (ESPN)	72-62
at South Carolina (ESPN)	83-81	at Arkansas (ESPN)	42-75
Tennessee	88-75	Vanderbilt (FSS)	61-75
Vanderbilt (#15)	70-73	at Alabama (FSS)	50-55
at Kentucky (#2) (SportSouth)	78-80	Ole Miss	63-71



Auburn on Television

vs. Tennessee*	67-54	vs. Oregon (ESPN2)	101-97 (ot)	vs. LSU*	58-89	2009-10	
vs. Kentucky* (#6)	50-92	Georgia Southern (FSS)	93-79	2005-06		Virginia (CSS)	68-67
1997-98		Southern Miss (FSS)	73-69	Gardner-Webb (CSS)	70-43	at Florida State (FSN)	72-76
vs. Temple (#24) (FSS)	42-68	LSU	85-69	SE Louisiana (CSS)	66-51	Sam Houston State (CSS)	89-107
Alabama	94-40	Florida (#14) (CSS)	63-65	Temple (CSS)	73-42	South Carolina (SECN)	71-80
South Carolina (#14)	56-61	Arkansas	71-63	Winthrop (FSN)	64-62	at Tennessee (ESPN2)	55-81
Ole Miss (#12) (FSS)	68-67	at Mississippi State (FSS)	74-85	at Vanderbilt (JP)	50-74	Kentucky (SECN)	67-72
Mississippi State	68-66 (ot)	Alabama (#14) (CSS)	72-69 (ot)	Alabama (JP)	52-56	at LSU (SECN)	84-80
at Florida (Sunshine)	64-81	at Kentucky (#15)	78-90	at Florida (#2) (FSN)	57-69	at Vanderbilt (SECN)	74-82
at Arkansas (#18)	83-107	vs. Tennessee* (#24)	66-73	Kentucky (ESPN)	62-71	Ole Miss (ESPNU)	74-84
Kentucky (#7)	58-83	at Purdue@ (ESPN)	61-79	Georgia (JP)	66-65	Alabama (SECN)	58-57
vs. Florida*	64-68	2001-02		at Mississippi State (FSN)	53-71	at Arkansas (SECN)	79-82 (ot)
1998-99		vs. Virginia (#7) (Comcast)	72-77	at Arkansas (FSN)	64-84	Georgia (CSS)	82-63
at Hawaii (KFVE-TV)	84-57	vs. Marshall (Comcast)	78-60	LSU (#25) (FSN)	61-65	at Mississippi State (FSN)	75-85 (ot)
at Florida State (FSS)	80-68	South Alabama (FSS)	73-58	at Ole Miss (FSN)	58-54	at Florida (ESPN)	70-78
Wofford (CSS)	79-51	Arkansas (FSS)	77-83	vs. Vanderbilt*	71-76	Arkansas (FSN)	92-83
at Navy (FoxNet)	88-70	Alabama (#14) (FSS)	59-56	2006-07		at Ole Miss (SECN)	75-85
Bethune-Cookman (CSS)	99-46	Kentucky (#8) (ESPN)	62-69	vs. Oklahoma State (CSTV)	65-66	LSU (FSN)	74-59
Tennessee (CSS)	90-62	at Tennessee	59-82	Pittsburgh (#2) (CSS)	66-74	Mississippi State (SECN)	89-80
Arkansas (#18)	83-66	Mississippi State (JP)	64-72	South Alabama (CSS)	82-71	at Alabama (SECN)	61-73
Florida (CBS)	88-69	at Arkansas (JP)	60-62	Texas A&M (#13) (CSS)	58-87	vs. Florida* (SECN)	69-78
at Kentucky (#7)	62-72	at Florida (#8) (JP)	61-89	at Southern Miss (CSS)	54-56	2010-11	
at Alabama (CSS)	73-58	vs. Florida* (#11)	63-81	Vanderbilt (FSN)	68-65	Middle Tennessee State (CSS)	68-66
Mississippi State (CSS)	64-54	2002-03		at Kentucky (LFS)	57-84	vs. Rutgers (ESPN2)	54-63
at Georgia	85-74	Georgia State (Comcast)	100-71	at LSU (#13) (LFS)	63-65	at South Florida (ESPNU)	49-61
LSU (FSS)	80-54	S.C. State (Comcast)	85-65	Tennessee (#22)	83-80	Florida State (FSN)	65-60
Ole Miss (ESPN)	95-66	Rutgers (FSS)	82-70	Alabama (#12) (ESPN)	81-57	LSU (FSN)	55-62
Alabama (CSS)	102-61	Alabama (#9) (JP)	77-68	Florida (#1) (FSN)	66-91	at Kentucky (#13) (ESPNU)	54-78
at Arkansas	88-104	at Kentucky (#8) (FSS)	51-67	at Arkansas (LFS)	57-65	at Mississippi State (FSN)	66-85
vs. Alabama*	93-61	at Georgia (#19) (JP)	79-85	at Alabama (#25) (FSN)	86-77	Florida (ESPN)	40-45
vs. Kentucky* (#14)	57-69	at Alabama (PPV)	68-84	at Ole Miss	79-83	Alabama (CSS)	58-68
vs. Winthrop+ (CBS)	80-41	at Ole Miss (FSS)	80-75	vs. Georgia*	65-80	at Arkansas (ESPNU)	64-73
vs. Oklahoma State+ (CBS)	81-74	Florida (#4) (JP)	70-73	2007-08		at South Carolina (SECN)	79-64
vs. Ohio St.+ (#14) (CBS)	64-72	at Mississippi State (#21)	45-67	vs. George Washington (SS)	74-70	Tennessee (ESPN2)	56-69
1999-00		vs. Tennessee* (JP)	66-53	vs. West Virginia (ESPN2)	59-88	at Georgia (SECN)	72-81 (ot)
UAB (FSS)	65-59	vs. Kentucky* (#2) (JP)	58-78	vs. Southern (CSS)	71-63	Mississippi State (FSN)	65-62
Arkansas-Pine Bluff (CSS)	100-44	vs. St. Joseph's+ (CBS)	65-63	Alabama A&M (CSS)	67-56	at Ole Miss (SECN)	59-90
vs. Stanford (#7) (KCal9)	58-67	vs. Wake Forest+ (#8) (CBS)	68-62	Towson (CSS)	79-59	Vanderbilt (#18) (SECN)	60-77
Florida State (FSS)	55-54	vs. Syracuse+ (#12) (CBS)	78-79	Texas A&M-C.C. (CSS)	76-58	at Alabama (SECN)	49-51
vs. Pennsylvania (ESPN)	77-70	2003-04		Xavier (FSN)	57-80	Arkansas (SECN)	55-57
Coppin State (CSS)	63-35	Western Kentucky (FSS)	86-64	Arkansas (ESPN2)	70-76	Ole Miss (SECN)	76-73
vs. Bradley (Comcast)	78-64	Colorado State (FSS)	84-54	at Florida (Raycom)	56-72	at LSU (FSN)	60-51
Southern Miss (CSS)	56-50	Air Force (Comcast)	68-49	Ole Miss (#15) (FSN)	80-77	Georgia* (SECN)	51-69
Georgia	67-52	at UNLV (ESPN)	69-82	at Alabama (Raycom)	77-97	2011-12	
Kentucky (#20) (ESPN)	66-63	at Vanderbilt	53-59	at Vanderbilt (#18) (FSN)	71-78	at Seton Hall (ESPNU)	59-81
at Mississippi State	51-45	South Carolina	51-53 (ot)	Kentucky (Raycom)	63-66	South Florida (CSS)	52-40
South Carolina (CSS)	65-61	at Alabama (FSS)	46-69	Mississippi State (FSN)	64-83	at Hawaii (ESPNU)	65-62
at Ole Miss	77-79 (ot)	at Florida (#17) (CBS)	52-68	at Ole Miss (FSN)	90-78	vs. Long Beach State (ESPN2)	43-64
at Tennessee (#11) (ESPN)	76-105	at Arkansas	52-74	Alabama (CBS)	88-76	vs. UTEP (ESPN2)	76-83
Mississippi State	73-57	at Ole Miss (FSS)	68-72	South Carolina (FSN)	63-69	Georgia Southern (CSS)	78-75
Alabama (CSS)	77-63	Kentucky (#9)	59-68	at Arkansas (ESPN Classic)	64-77	at Vanderbilt (SECN)	35-65
Arkansas	73-55	Alabama (ESPN)	71-72	vs. Vanderbilt* (#17) (Raycom)	82-93	Kentucky (#2) (SECN)	53-68
Ole Miss (FSS)	75-72	at Tennessee (FSS)	69-75	2008-09		Ole Miss (SECN)	69-68 (2ot)
at Alabama (ESPN)	64-68	at LSU (Comcast)	78-66	at Xavier (CBCS)	74-81	at LSU (ESPNU)	58-65 (ot)
at Florida (#9) (CBS)	59-88	vs. Georgia*	59-73	at Virginia (FSN)	58-56	South Carolina (SECN)	63-52
Season/Opponent	AU-Opp	2004-05		Alabama A&M (CSS)	82-40	at Arkansas (CSS)	53-56
LSU (#12)	53-55	vs. Virginia (#24) (FSN)	87-89	Southeastern La. (CSS)	77-65	at Tennessee (ESPN2)	49-64
at Arkansas (CBS)	55-64	Season/Opponent	AU-Opp	Tulane (CSS)	78-53	Georgia (SECN)	59-51
vs. Florida* (#10)	77-70	Wofford (CSS)	78-85	Florida (Raycom)	65-68	at Miss. St. (#19) (SECN)	88-91
vs. South Carolina*	77-72 (ot)	at Coll. of Charleston (FSN)	76-61	Season/Opponent	AU-Opp	Alabama (ESPNU)	50-68
vs. Arkansas* (CBS)	67-75	UNLV (ot) (FSN)	87-91	at Kentucky (Raycom)	64-73	at Ole Miss (FSN)	54-61
vs. Creighton+ (CBS)	72-69	Belmont (CSS)	73-69	at Arkansas (Raycom)	73-51	Season/Opponent	AU-Opp
vs. Iowa State+ (#6) (CBS)	60-79	Florida (ot) (Sunshine)	78-84	Tennessee (Raycom)	78-77	Mississippi State (#23) (FSN)	65-55
2000-01		Ole Miss (FSN)	72-79	Mississippi State (FSN)	91-76	at Florida (#11) (ESPNU)	47-63
Jacksonville State (CSS)	91-51	at Arkansas	59-95	at Mississippi State (FSN)	76-58	Arkansas (SECN)	71-77
Mercer (CSS)	88-92	Tennessee (FSN)	62-59	at Alabama (ESPN)	77-73	at Alabama (SECN)	49-55
South Alabama (CSS)	66-68	at Kentucky (#5)	73-81	LSU (#11) (Raycom)	69-53	LSU (CBS)	67-52
UL-Lafayette (CSS)	93-86	LSU	64-77	vs. Florida* (Raycom)	61-58	Ole Miss* (SECN)	54-68
Grambling (CSS)	104-60	Arkansas	77-64	vs. Tennessee* (Raycom/ESPN)	85-94	2012-13	
vs. Detroit (Comcast)	75-72	vs. Vanderbilt*	77-73	Baylor@ (ESPN)	72-74	vs. Murray State (ESPN3)	59-79



Auburn on Television

at Col. of Charleston (ESPN3) 55-51	at Alabama (SECN)	55-57
vs. Dayton (ESPN3)	Texas A&M (SECN)	61-71
at Boston College (ESPN3)	at Tennessee (ESPN2)	63-71
DePaul (ESPNU)	at LSU (ESPN2)	81-77
Winthrop (CSS)	Ole Miss (SECN)	79-86
vs. Illinois (-,12) (BTN)	Arkansas (#23) (ESPNU)	87-101
Florida State (FSN)	at Georgia (FSS)	69-68
LSU (CSS)	Alabama (ESPNU)	68-79
at South Carolina (SECN)	at Kentucky (-,1) (ESPN)	75-110
at Arkansas (SECN)	LSU (ESPNU)	61-84
Kentucky (ESPNU)	at Texas A&M (SECN)	55-80
at Vanderbilt (ESPN3)	at Missouri (SECN)	61-63
Ole Miss (-,23) (FSN)	Georgia (SECN)	61-64
at Georgia (CSS)	vs. Mississippi State* (SECN)	74-68
at Missouri (-,17) (SECN)	vs. Texas A&M* (SECN)	66-59
Alabama (SECN)	vs. LSU* (SECN)	73-70 (ot)
at Kentucky (SECN)	vs. Kentucky* (#1) (ESPN)	67-91
Arkansas (CSS)	2015-16	
Florida (-,7)(SECN)	UAB (SECN+)	75-74
Texas A&M (ESPN3)	Colorado (ESPN)	84-91
at Ole Miss (FSN)	Georgia Southern (SECN+)	92-62
at Alabama (ESPNU)	Northwestern State (SECN)	119-81
Vanderbilt (ESPNU)	at Coastal Carolina (BigSouthNet)	81-78
Tennessee (CSS)	at Middle Tenn. St. (MTSU)	81-88(ot)
at Mississippi State (FSN)	Mercer (SECN)	78-71
vs. Texas A&M* (SECN)	at Xavier (#10) (FS1)	61-85
2013-14	vs. New Mexico (ESPNU)	83-78
at Iowa State (ESPNU)	vs. Harvard (ESPNU)	51-69
vs. Iowa (FSN)	at Hawai'i (ESPN2)	67-79
Clemson (FSN)	Tennessee (CBS)	83-77
Boston College (CSS)	South Carolina (SECN)	69-81
Ark.-Pine Bluff (CSS)	at Missouri (ESPN2)	61-76
at Ole Miss (ESPN2)	at Vanderbilt (ESPNU)	57-75
Missouri (ESPNU)	Kentucky (#13) (ESPN)	75-70
at Tennessee (CSS)	Alabama (SECN)	83-77
Florida (SEC-TV)	at Florida (SECN)	63-95
at Mississippi State (ESPN3)	at Ole Miss (SECN)	63-80
at Arkansas (FSN)	Oklahoma State (ESPN2)	63-74
Alabama (ESPN3)	LSU (SECN)	68-80
Georgia (SEC-TV)	at Georgia (SECN)	55-65
at South Carolina (ESPN3)	at Tennessee (SECN)	45-71
at LSU (SEC-TV)	Vanderbilt (ESPN2)	57-86
Kentucky (SEC-TV)	at Arkansas (SECN)	90-86
Mississippi State (SEC-TV)	Ole Miss (SECN)	59-69
Florida (FSN)	Georgia (SECN)	84-81
Vanderbilt (FSN)	at Alabama (SECN)	57-65
South Carolina (FSN)	Texas A&M (#18) (ESPNU)	63-81
at Alabama (ESPNU)	at Mississippi State (SECN)	66-79
Tennessee (SEC-TV)	vs. Tennessee* (SECN)	59-97
at Texas A&M (SEC-TV)		
vs. South Carolina* (SEC-TV)		
2014-15	*SEC Tournament	
Milwaukee (ESPNU)	+NCAA Tournament	
at Colorado (ESPN2)	@National Invitation Tournament	
Louisiana (FSN)		
vs. Tulsa (ESPNU)		
vs. Oregon State (ESPN3)		
at Texas Tech (SECN)		
Coastal Carolina (FSN)		
at Clemson (ESPN3)		
Winthrop (SECN)		
Xavier (SECN)		
Texas Southern (SECN+)		
Middle Tennessee (SECN)		
North Alabama (SECN)		
at Vanderbilt (ESPNU)		
Missouri (SECN)		
at Florida (ESPN2)		
South Carolina (SECN)		
Mississippi State (SECN)		

Television Summary

Total TV Appearances:
549 (249-301, .454)

Conference Syndication:
281 (111-170, .395)

ABC: 3 (1-2, .333)
Big Ten Network: 1 (0-1, .000)
 CBS: 27 (14-13, .519)
 CBSCS/CSTV: 2 (0-2, .000)
College Sports Southeast: 18 (18-0, 1.000)
Comcast (CSS): 39 (26-13, .667)
 NBC: 6 (2-4, .333)
 ESPN: 48 (19-29, .396)
 ESPN2: 19 (2-17, .105)
 ESPN3: 11 (4-7, .364)
 ESPNU: 25 (3-22, .120)
 ESPN Classic: 1 (0-1, .000)
 FS1: 1 (0-1, .000)
FSN South: 74 (41-33, .554)
Independent: 14 (8-6, .571)
SEC Network: 42 (19-23, .452)
SportsChannel: 2 (1-1, .500)
SportsSouth: 1 (1-0, 1.000)
Sunshine Network: 2 (0-2, .000)
 USA: 8 (5-3, .625)
 WTBS: 4 (3-1, .750)

Home Games on TV:
249 (145-104, .582)
Away Games on TV:
192 (47-145, .245)
Neutral Games on TV:
109 (49-60, .450)

(National Rankings in parenthesis)
(Bold -- Games won by Auburn)




SEC Regular Season & Tournament Champions



Year	Regular Season Champion (SEC Record, Overall)	Tournament Champion
1933	Kentucky (8-0, 20-3)	Kentucky
1934	Alabama (13-2, 16-2)	Alabama
1935	LSU (12-0, 14-1), Kentucky (11-0, 19-2)	
1936	Tennessee (8-4, 15-6)	Tennessee
1937	Kentucky (5-3, 17-5)	Kentucky
1938	Georgia Tech (9-2, 18-2)	Georgia Tech
1939	Kentucky (5-2, 16-4)	Kentucky
1940	Kentucky (4-4, 15-6)	Kentucky
1941	Tennessee (8-3, 17-5)	Tennessee
1942	Kentucky (6-2, 19-6)	Kentucky
1943	Tennessee (6-3, 14-4)	Tennessee
1944	Kentucky (0-0, 19-2)	Kentucky
1945	Kentucky (4-1, 22-4)	Kentucky
1946	Kentucky (6-0, 28-2)	Kentucky
1947	Kentucky (11-0, 34-3)	Kentucky
1948	Kentucky (9-0, 36-3)	Kentucky
1949	Kentucky (13-0, 32-2)	Kentucky
1950	Kentucky (11-2, 25-5)	Kentucky
1951	Kentucky (14-0, 32-2)	Vanderbilt
1952	Kentucky (14-0, 29-3)	Kentucky
1953	LSU (13-0, 25-2)	
1954	Kentucky (14-0, 25-0), LSU (14-0, 21-5)	
1955	Kentucky (12-2, 23-3)	
1956	Alabama (14-0, 21-3)	
1957	Kentucky (12-2, 23-5)	
1958	Kentucky (12-2, 23-6)	
1959	Mississippi State (13-1, 24-1)	
1960	Auburn (12-2, 19-3)	
1961	Mississippi State (11-3, 19-6)	
1962	Mississippi State (13-1, 24-1), Kentucky (13-1, 23-3)	
1963	Mississippi State (12-2, 22-6)	
1964	Kentucky (11-3, 21-6)	
1965	Vanderbilt (15-1, 24-4)	
1966	Kentucky (15-1, 32-2)	
1967	Tennessee (15-3, 21-7)	
1968	Kentucky (15-3, 22-5)	
1969	Kentucky (16-2, 23-5)	
1970	Kentucky (17-1, 26-2)	
1971	Kentucky (16-2, 22-4)	
1972	Kentucky (14-4, 21-7), Tennessee (14-4, 19-6)	
1973	Kentucky (14-4, 20-8)	
1974	Vanderbilt (15-3, 23-3), Alabama (15-3, 22-4)	
1975	Kentucky (15-3, 26-5), Alabama (15-3, 22-5)	
1976	Alabama (15-3, 23-5)	

Year	Regular Season Champion (SEC Record, Overall)	Tournament Champion
1977	Tennessee (16-2, 22-6), Kentucky (16-2, 26-4)	
1978	Kentucky (16-2, 30-2)	
1979	LSU (14-4, 23-6)	Tennessee
1980	Kentucky (15-3, 29-6)	LSU
1981	LSU (17-1, 31-5)	Ole Miss
1982	Kentucky (13-5, 22-8)	Alabama
1983	Kentucky (13-5, 23-8)	Georgia
1984	Kentucky (14-4, 29-5)	Kentucky
1985	LSU (13-5, 19-10)	Auburn
1986	Kentucky (17-1, 32-4)	Kentucky
1987	Alabama (16-2, 28-5)	Alabama
1988	Kentucky (13-5, 27-6)	Vacated
1989	Florida (13-5, 21-13)	Alabama
1990	Georgia (13-5, 20-9)	Alabama
1991	LSU (13-5, 20-10), Miss. State (13-5, 20-9)	Alabama
1992	Arkansas (13-3, 26-8)	Kentucky
1993	Vanderbilt (14-2, 28-6)	Kentucky
1994	Arkansas (14-2, 31-3)	Kentucky
1995	Kentucky (14-2, 28-5)	Kentucky
1996	Kentucky (16-0, 34-2)	Mississippi State
1997	South Carolina (15-1, 24-8)	Kentucky
1998	Kentucky (14-2, 35-4)	Kentucky
1999	Auburn (14-2, 29-4)	Kentucky
2000	Florida (12-4, 29-8), Kentucky (12-4, 23-10) LSU (12-4, 28-6), Tennessee (12-4, 26-7)	Arkansas
2001	LSU (24-10, 12-4), Florida (24-7, 12-4)	Kentucky
2002	Alabama (12-4, 27-8)	Mississippi State
2003	Kentucky (16-0, 32-4)	Kentucky
2004	Mississippi State (14-2, 26-4)	Kentucky
2005	Kentucky (14-2, 28-6)	Florida
2006	LSU (14-2, 27-9)	Florida
2007	Florida (13-3, 35-5)	Florida
2008	Tennessee (14-2, 31-5)	Georgia
2009	LSU (13-3, 27-8)	Mississippi State
2010	Kentucky (14-2, 35-3)	Kentucky
2011	Florida (13-3, 29-8)	Kentucky
2012	Kentucky (16-0, 38-2)	Vanderbilt
2013	Florida (14-4, 29-8)	Ole Miss
2014	Florida (18-0, 36-2)	Florida
2015	Kentucky (18-0, 38-1)	Kentucky
2016	Texas A&M (13-5, 28-9), Kentucky (13-5, 27-9)	Kentucky

Coach Sonny Smith cuts down the net following Auburn's 53-49 win over Alabama in overtime in the 1985 SEC Tournament championship game in Birmingham, Ala. The Tigers, who tied for 7th in the regular season standings at 8-10, became the 1st team to win 4 games in 4 days for the title.



Scott Pohlman cuts down the net after No. 3 Auburn clinched the 1999 SEC regular season championship with an 81-63 win over Vanderbilt on Feb. 17, 1999, in Beard-Eaves-Memorial Coliseum.



All-Time SEC Standings

**All-Time SEC Standings
(Conference Games Only, 1933-2016)**

Team	Yrs.	Won	Lost	Pct.	Championships
Kentucky	83	956	268	.781	47
Alabama	83	765	588	.565	7
Tennessee	83	708	554	.561	9
Texas A&M	5	39	33	.542	1
Vanderbilt	84	675	613	.524	3
Arkansas	25	213	195	.522	2
LSU	84	662	644	.507	10
Florida	84	607	632	.490	7
Auburn	83	579	719	.446	2
Mississippi State	83	571	749	.433	6
Georgia	84	531	753	.414	1
Ole Miss	83	497	802	.383	0
South Carolina	25	155	253	.380	1
Missouri	4	26	46	.361	0
Former Members					
Georgia Tech	32	201	207	.493	1
Tulane	34	195	252	.436	0
Sewanee	8	3	76	.038	0

Note: Sewanee withdrew from the conference after the 1940 season, Georgia Tech after 1964 and Tulane after 1966. During World War II, six schools suspended formal basketball for the 1943-44 season—Alabama, Auburn, Florida, Ole Miss, Miss. State and Tennessee. Kentucky did not compete during the 1953 season due to NCAA suspension.

**Composite SEC Tournament Standings
(54 Years)**

Team	Years	Titles	Won	Lost	Pct.
Kentucky	55	29	127	25	.836
Tennessee	56	4	65	52	.556
Alabama	57	6	62	50	.554
Arkansas	25	1	22	24	.478
Florida	51	4	43	47	.478
LSU	57	1	47	56	.456
Georgia	56	2	44	54	.449
South Carolina	25	0	20	25	.444
Texas A&M	4	0	3	4	.429
Vanderbilt	55	2	37	53	.411
Missouri	3	0	2	3	.400
Ole Miss	54	2	31	52	.373
Auburn	54	1	30	53	.361
Mississippi State	56	3	29	53	.354
Former Members					
Georgia Tech		1	14	18	.438
Tulane		0	12	16	.429
Sewanee		0	0	2	.000

All-Time Overall Records

Team	Yrs.	Won	Lost	Tied	Pct.
Kentucky#	112	2205	682	1	.764
Arkansas	93	1641	931	0	.638
Alabama#	103	1607	994	1	.618
Tennessee	107	1584	1021	2	.608
Missouri	110	1598	1112	0	.590
Vanderbilt	113	1566	1108	0	.586
LSU	108	1504	1143	0	.568
Florida#	97	1367	1075	0	.560
Mississippi State	104	1361	1159	0	.540
Auburn	110	1293	1174	1	.524
South Carolina	108	1357	1212	1	.528
Texas A&M	104	1372	1229	0	.527
Georgia#	111	1374	1260	0	.522
Ole Miss	106	1258	1267	0	.498

On-the-court records: UK 2205-683-1; ALA 1620-1000-1; UG 1375-1262; UF 1370-1077 before NCAA participation was vacated.



Joel Eaves guided Auburn to its first SEC regular season championship 1959-60. The Tigers went 12-2 in league play and finished 19-3 overall. (l to r): David Vaughn (30), Coach Joel Eaves, Terry Hinote, John Helmlinger (40).



All-Americans

1931-32

Jack Stewart—College Humor Magazine (second team)

1958-59

Rex Frederick—Helms Athletic Foundation (second team)

1959-60

Henry Hart—Helms Athletic Foundation (second team)

1965-66

Lee DeFore—Helms Athletic Foundation (36-man roster)

1969-70

John Mengelt—Helms Athletic Foundation (36-man roster)

1970-71

John Mengelt—Helms Athletic Foundation (36-man roster)

1977-78

Mike Mitchell—Converse Yearbook (second team)

1983-84

Charles Barkley— Basketball Times (second team)
NABC (third team)

1984-85

Chuck Person— The Sporting News (second team)
McGregor (third team)

1985-86

Chuck Person— Basketball Weekly (second team)
NABC (third team)

1993-94

Wesley Person— Associated Press (honorable mention)
United States Basketball Writers Association
(honorable mention)

1998-99

Chris Porter— John Wooden Award (first-team)
Basketball Times (first-team)
College Hoops Insider (first-team)
Associated Press (second-team)
United States Basketball Writers Association
(second-team)


Doc Robinson— College Hoops Insider (first-team)
Associated Press (honorable mention)

Key to Abbreviation:


NABC—National Association of Basketball Coaches



CHARLES BARKLEY



LEE DeFORE




REX FREDERICK




All-Americans




HENRY HART




JOHN MENGELT




MIKE MITCHELL



CHUCK PERSON




WESLEY PERSON



CHRIS PORTER



DOC ROBINSON



JACK STEWART




All-SEC

Year	Player	AP	+UPI	*Coaches
1950	Don Lanford, G	2		
	Bill Lynn, F	3		
1951	Don Lanford, G	3		
1954	Bob Miller, F	3		
1955	Bill Kirkpatrick, G	2	1	
1956	Jim O'Donnell, G	3		
1957	Rex Frederick, C	3		
1958	Rex Frederick, F	1		1
	Jimmy Lee, G	3		
1959	Rex Frederick, F	1		1
	Jimmy Lee, F	2		
	Henry Hart, G	2		
1960	Henry Hard, F	1		1
	David Vaughn, C	3		
1961	Jim Fibbe, F	2		1
1926	Layton Johns, C	2		1
	Billy Tinker, F	3		
1963	Layton Johns, F	1		1
	John Blackwell, G	3		
1964	Lee DeFore, C	3		
1965	Joe Newton, G	1	2	1
	Freddie Guy, F	3		
	Lee DeFore, F		3	
1966	Lee DeFore, C	3		
1967	Alex Howell, G		3	
	Bobby Buisson, G			1
1968	Wally Tinker, F		3	
1969	John Mengelt, G	2	2	1
	Wally Tinker, F	3		1
1970	John Mengelt, G	1	1	1
	Bill Alexander, F	3		
1971	John Mengelt, G	1	1	1
1972	Henry Harris, G	3		
1973	Gary England, G	3		
1974	Eddie Johnson, G	2	2	1
1975	Eddie Johnson, G	2	2	1
	Mike Mitchell, F	3	3	
1976	Eddie Johnson, G	1	1	1
	Mike Mitchell, F	2	2	1
1977	Mike Mitchell, F	2	2	1
	Eddie Johnson, G	3	3	
1978	Mike Mitchell, F	1	1	1
	Stan Pietkiewicz, F	2	2	
1979	Bobby Cattage, C		3	
1982	Charles Barkley, C	2	2	
	Odell Mosteller, G		2	
1983	Charles Barkley, C	2	2	1
	Darrell Lockhart, F	3		
1984	Charles Barkley, C	1	1	1
	Chuck Person, F	1	1	1
1985	Chuck Person, F	1	1	1
1986	Chuck Person, F	1	1	1
1987	Jeff Moore, C	2	1	1
	Chris Morris, F	2	3	
	Frank Ford, G	3		
1988	Chris Morris, F	1	1	1
	Jeff Moore, C		3	
1989	Keenan Carpenter, G	2	3	
1990	Ronnie Battle, G	3		1
	Derrick Dennison, F		3	
1991	Ronnie Battle, G	2	3	
1992	Wesley Person, F	3		
1993	Wesley Person, F/G	2		1
	Ronnie Battle, G			1
	Aaron Swinson, C	3		2
1994	Wesley Person, G/F	1		1
	Aaron Swinson, F/C	2		1
1995	Moochie Norris, G	3		3

Year	Player	AP	+UPI	*Coaches
1996	Wes Flanigan, G	3		3
	Lance Weems, G			3
1997	Pat Burke, C	Hon. Mention		
1998	Bryant Smith, F	Hon. Mention		
1999	Chris Porter, F	1		1
	Doc Robinson, G	1		1
	Bryant Smith, F	2		2
	Mamadou N'diaye, C	3		
2000	Doc Robinson, G	1		2
	Chris Peorter, F	2		2
2001	Jamison Brewer, G	3		
	Marquis Daniels, F	3		3
	Adam Harrington, G			3
2003	Marquis Daniels, F	2		2
2004	Marco Killingsworth, F	3		2
2005	Toney Douglas, G	3		3
2009	Korvotney Barber, F	2		2
2013	Chris Denson, G	Hon. Mention		2
2015	KT Harrell, G	2		2

* 10-player squad until a 5-member squad in 1993-94
 + Discontinued after 1990-91 season



Rex Frederick became the first Auburn player to earn first-team All-SEC honors in 1957-58 after averaging 16.1 points and 14.8 rebounds.



BARKLEY, Charles, PF - Philadelphia 76ers (1984-1992), Phoenix Suns (1992-1996), Houston Rockets (1996-2000)
BREWER, Jamison, PG - Indiana Pacers (2001-2004), New York Knicks (2004-05)
BURKE, Pat, C - Orlando Magic (2002-03), Phoenix Suns (2006-07)
CATTAGE, Bobby, PF - Utah Jazz (1981-82), New Jersey Nets (1985-86)
DANIELS, Marquis, G/F - Dallas Mavericks (2003-06), Indiana Pacers (2006-2009), Boston Celtics (2009-2012), Milwaukee Bucks (2012-13)
DOUGLAS, Toney, G - New York Knicks (2009-12), Houston Rockets (2012-13), Sacramento Kings (2012-13), Golden State Warriors (2013-14), Miami Heat (2013-14)
GEIGER, Matt, C - Miami Heat (1992-95), Charlotte Hornets (1995-98), Philadelphia 76ers (1998-2002)
HARRINGTON, Adam, G - Dallas Mavericks (2002-03), Denver Nuggets (2002-03)
JOHNSON, Eddie, G - Atlanta Hawks (1977-86), Cleveland Cavaliers (1985-86), Seattle Sonics (1986-87)
LOCKHART, Darrell, C - San Antonio Spurs (1983-84)
MENGELT, John, G - Cincinnati Royals (1971-72), Kansas City-Omaha Kings (1972-73), Detroit Pistons (1972-1976), Chicago Bulls (1976-1980), Golden State Warriors (1980-81)
MITCHELL, Mike, F - Cleveland Cavaliers (1978-1982), San Antonio Spurs (1982-88)
MORRIS, Chris, F/G - New Jersey Nets (1988-1995), Utah Jazz (1995-1998), Phoenix Suns (1998-99)
N'DIAYE, Mamadou, C - Toronto Raptors (2000-03), Dallas Mavericks (2003-04), Atlanta Hawks (2003-04), Los Angeles Clippers (2004-05)
NORRIS, Moochie, G - Vancouver Grizzlies (1996-97), Seattle Sonics (1998-99), Houston Rockets (1999-04, 2005-06), New York Knicks (2003-05), New Orleans/Oklahoma City Hornets (2005-06)
PATRICK, Myles, F - Los Angeles Lakers (1980-81)
PERSON, Chuck, F - Indiana Pacers (1986-92), Minnesota Timberwolves (1992-94), San Antonio Spurs (1994-98), Charlotte Hornets (1998-99), Seattle Sonics (1999-00)
PERSON, Wesley, G - Phoenix Suns (1994-97), Cleveland Cavaliers (1997-02), Memphis Grizzlies (2002-04), Portland Trailblazers (2003-04), Atlanta Hawks (2003-04), Miami Heat (2004-05), Denver Nuggets (2004-05)
PIETKIEWICZ, Stan, G - San Diego Clippers (1978-81), Dallas Mavericks (1980-81)
PORTER, Chris, F - Golden State Warriors (2000-01)
SWINSON, Aaron, F - Phoenix Suns (1994-95)

Year	Rnd	Pick	Name, Pos.	Team
1960	12	82	Henry Hart, G	New York Knicks
1963	4	34	Layton Johns, C	Los Angeles Lakers
1965	4	21	Joe Newton, C	Baltimore Bullets
1966	4	31	Lee DeFore, F	New York Knicks
1971	2	21	John Mengelt, SG	Cincinnati Royals
1972	8	120	Henry Harris, G	Houston Rockets
1973	3	46	Jim Retseck, F	Golden State Warriors
1976	5	73	Gary Redding, F	Portland Trailblazers
1977	3	49	Eddie Johnson, SG	Atlanta Hawks
1978	1	15	Mike Mitchell, SF	Cleveland Cavaliers
	7	133	Stan Pietkiewicz, SG/PG	San Diego Clippers
1979	7	143	Rich Valavicius, F	Houston Rockets
1980	8	170	Rich Valavicius, F	Washington Bullets
1981	6	122	Earl Banks, F	Seattle SuperSonics
	8	165	Bobby Cattage, PF	Utah Jazz
1983	2	35	Darrell Lockhart, C	San Antonio Spurs
	10	211	Odell Mosteller, G	Utah Jazz
1984	1	5	Charles Barkley, PF	Philadelphia 76ers
	9	193	Greg Turner, F/C	Kansas City Kings
1986	1	4	Chuck Person, SF/PF	Indiana Pacers
1987	6	138	Frank Ford, G	Los Angeles Lakers
	7	158	Gerald White, G	Dallas Mavericks
1988	1	4	Chris Morris, SF/SG	New Jersey Nets
	3	58	Jeff Moore, C/F	Charlotte Hornets
	3	63	Mike Jones, F	Milwaukee Bucks
1994	1	23	Wesley Person, SG/SF	Phoenix Suns
2000	1	26	Mamadou N'Diaye, C	Denver Nuggets
	2	55	Chris Porter, SF	Golden State Warriors
2001	2	40	Jamison Brewer, PG/SG	Indiana Pacers

Undrafted Free Agents to play in the NBA

Pat Burke, C
 Marquis Daniels, SG/SF
 Adam Harrington, SG
 Myles Patrick, SF
 Aaron Swinson, SF

Played at Auburn and transferred to another school

Year	Rnd	Pick	Name, Pos.	Team
1992	2	42	Matt Geiger, C	Miami Heat
1996	2	33	Moochie Norris, PG	Milwaukee Bucks
2009	1	29	Toney Douglas, PG/SG	Los Angeles Lakers

All-Time NBA Awards & Honors

NAISMITH MEMORIAL BASKETBALL HALL OF FAME INDUCTEES
Charles Barkley (2006)
NBA 50 GREATEST PLAYERS
Charles Barkley
NBA LEAGUE MVP
Charles Barkley (1993)
NBA ROOKIE OF THE YEAR
Chuck Person (1987)
ALL-NBA TEAM
Charles Barkley (1986 - 2nd Team, 1987 - 2nd Team, 1988, 1989, 1990, 1991, 1992 - 2nd Team, 1993, 1994 - 2nd Team, 1995 - 2nd Team, 1996 - 3rd Team)
NBA ALL-DEFENSIVE TEAM
Eddie Johnson (1979 - 2nd Team, 1980 - 2nd Team)

NBA ALL-ROOKIE TEAM
Charles Barkley (1985)
Chris Morris (1989 - 2nd Team)
Chuck Person (1987)
Wesley Person (1995 - 2nd Team)
NBA FINALS PARTICIPANTS
Charles Barkley (1993 - Chicago Bulls def. Phoenix Suns, 4-2)
Chris Morris (1997 - Chicago Bulls def. Utah Jazz, 4-2)
Marquis Daniels (2006 - Miami Heat def. Dallas Mavericks, 4-2)
NBA ALL-STAR GAME PARTICIPANTS
Charles Barkley (1987, 1988, 1989, 1990, 1991, 1992, 1993, 1994, 1995, 1996, 1997)
Eddie Johnson (1980, 1981)
Mike Mitchell (1981)
NBA ALL-STAR GAME MVP
Charles Barkley (1991)



ATLANTA HAWKS
DRAFT CHOICES

YEAR	RND	PICK	NAME
1977	3	49	Eddie Johnson, G

ALL-TIME ROSTER

NAME, POS.	YEARS
Eddie Johnson, SG	1977-86
Mamadou N'Diaye, C	2003-04
Wesley Person, SG/SF	2003-04

BOSTON CELTICS
ALL-TIME ROSTER

NAME, POS.	YEARS
Marquis Daniels, SG/SF	2009-12

CHARLOTTE HORNETS
DRAFT CHOICES

YEAR	RND	PICK	NAME
1988	3	58	Jeff Moore, C/F

ALL-TIME ROSTER

NAME, POS.	YEARS
Chuck Person, SF/PF	1998-99

CHICAGO BULLS
ALL-TIME ROSTER

NAME, POS.	YEARS
John Mengelt, SG	1976-80

CLEVELAND CAVALIERS
DRAFT CHOICES

YEAR	RND	PICK	NAME
1978	1	15	Mike Mitchell, F

ALL-TIME ROSTER

NAME, POS.	YEARS
Eddie Johnson, SG	1985-86
Mike Mitchell, SF	1978-82
Wesley Person, SG/SF	1997-02

DALLAS MAVERICKS
DRAFT CHOICES

YEAR	RND	PICK	NAME
1987	7	158	Gerald White, G

ALL-TIME ROSTER

NAME, POS.	YEARS
Marquis Daniels, G/F	2003-06
Adam Harrington, G	2002-03
Mamadou N'Diaye, C	2003-04
Stan Pietkiewicz, G	1980-81

DENVER NUGGETS
DRAFT CHOICES

YEAR	RND	PICK	NAME
2000	1	26	Mamadou N'Diaye, C

ALL-TIME ROSTER

NAME, POS.	YEARS
Adam Harrington, G	2002-03
Wesley Person, G/F	2004-05

DETROIT PISTONS
ALL-TIME ROSTER

NAME, POS.	YEARS
John Mengelt, G	1972-76

GOLDEN STATE WARRIORS
DRAFT CHOICES

YEAR	RND	PICK	NAME
1973	3	46	Jim Retseck, F
2000	2	55	Chris Porter, F

ALL-TIME ROSTER

NAME, POS.	YEARS
Toney Douglas, G	2013-14
John Mengelt, G	1980-81
Chris Porter, F	2000-01

HOUSTON ROCKETS
DRAFT CHOICES

YEAR	RND	PICK	NAME
1972	8	12	Henry Harris, G
1979	7	143	Rich Valavicius, F

ALL-TIME ROSTER

NAME, POS.	YEARS
Charles Barkley, F	1996-00
Toney Douglas, G	2012-13
Moochie Norris, G	1999-04, 2005-06

INDIANA PACERS
DRAFT CHOICES

YEAR	RND	PICK	NAME
1986	1	4	Chuck Person, F
2001	2	40	Jamison Brewer, G

ALL-TIME ROSTER

NAME, POS.	YEARS
Jamison Brewer, G	2001-04
Marquis Daniels, F	2006-09
Chuck Person, F	1986-92

LOS ANGELES CLIPPERS
DRAFT CHOICES

YEAR	RND	PICK	NAME
1978	7	133	Stan Pietkiewicz, G

ALL-TIME ROSTER

NAME, POS.	YEARS
Mamadou N'Diaye, C	2004-05
Stan Pietkiewicz, G	1978-81

LOS ANGELES LAKERS
DRAFT CHOICES

YEAR	RND	PICK	NAME
1963	4	34	Layton Johns, C
1987	6	138	Frank Ford, G

ALL-TIME ROSTER

NAME, POS.	YEARS
Myles Patrick, F	1980-81

MEMPHIS GRIZZLIES
ALL-TIME ROSTER

NAME, POS.	YEARS
*Moochie Nooris, G	1996-97
Wesley Person, G/F	2002-04
<i>*-played for the Vancouver Grizzlies</i>	

MIAMI HEAT
ALL-TIME ROSTER

NAME, POS.	YEARS
Toney Douglas, G	2013-14
Wesley Person, G/F	2004-05

MILWAUKEE BUCKS
DRAFT CHOICES

YEAR	RND	PICK	NAME
1988	3	63	Mike Jones, F

ALL-TIME ROSTER

NAME, POS.	YEARS
Marquis Daniels, G/F	2012-13

MINNESOTA TIMBERWOLVES
ALL-TIME ROSTER

NAME, POS.	YEARS
Chuck Person, F	1992-94

NEW JERSEY NETS
DRAFT CHOICES

YEAR	RND	PICK	NAME
1988	1	4	Chris Morris, F/G

ALL-TIME ROSTER

NAME, POS.	YEARS
Bobby Cattage, F	1985-86
Chris Morris, F/G	1988-95

NEW ORLEANS PELICANS
ALL-TIME ROSTER

NAME, POS.	YEARS
Moochie Norris, G	2005-06

NEW YORK KNICKS
DRAFT CHOICES

YEAR	RND	PICK	NAME
1960	12	82	Henry Hart, G
1966	4	31	Lee DeFore, F

ALL-TIME ROSTER

NAME, POS.	YEARS
Jamison Brewer, G	2004-05
Toney Douglas, G	2009-12
Moochie Norris, G	2003-05

OKLAHOMA CITY THUNDER
DRAFT CHOICES

YEAR	RND	PICK	NAME
1981	6	122	Earl Banks, F

**Seattle SuperSonics*

ALL-TIME ROSTER

NAME, POS.	YEARS
*Eddie Johnson, G	1986-87
*Moochie Norris, G	1998-99
*Chuck Person, F	1999-00
<i>*-played with Seattle SuperSonics</i>	

ORLANDO MAGIC
ALL-TIME ROSTER

NAME, POS.	YEARS
Pat Burke, C	2002-03

PHILADELPHIA 76ERS
DRAFT CHOICES

YEAR	RND	PICK	NAME
1984	1	5	Charles Barkley, F

ALL-TIME ROSTER

NAME, POS.	YEARS
Charles Barkley, F	1984-92

PHOENIX SUNS
DRAFT CHOICES

YEAR	RND	PICK	NAME
1994	1	23	Wesley Person, G/F

ALL-TIME ROSTER

NAME, POS.	YEARS
Charles Barkley, F	1992-96
Pat Burke, C	2006-07
Chris Morris, F/G	1998-99
Wesley Person, G/F	1994-97
Aaron Swinson, F	1994-95

PORTLAND TRAIL BLAZERS
DRAFT CHOICES

YEAR	RND	PICK	NAME
1976	5	73	Gary Redding, F

ALL-TIME ROSTER

NAME, POS.	YEARS
Wesley Person, G/F	2003-04

SACRAMENTO KINGS
DRAFT CHOICES

YEAR	RND	PICK	NAME
1971	2	21	John Mengelt, SG
1984	9	193	Greg Turner, F/C

**Kansas City Kings*

ALL-TIME ROSTER

NAME, POS.	YEARS
Toney Douglas, G	2012-13
*John Mengelt, G	1971-73
<i>*-played for the Cincinnati Royals & Kansas City-Omaha Kings</i>	

SAN ANTONIO SPURS
DRAFT CHOICES

YEAR	RND	PICK	NAME
1983	2	35	Darrell Lockhart, C

ALL-TIME ROSTER

NAME, POS.	YEARS
Darrell Lockhart, C	1983-84
Mike Mitchell, F	1982-88
Chuck Person, F	1994-98

TORONTO RAPTORS
ALL-TIME ROSTER

NAME, POS.	YEARS
Mamadou N'Diaye, C	2000-03

UTAH JAZZ
DRAFT CHOICES

YEAR	RND	PICK	NAME
1981	8	165	Bobby Cattage, F
1983	10	211	Odell Mosteller, G


ALL-TIME ROSTER

NAME, POS.	YEARS
Bobby Cattage, F	1981-82
Chris Morris, F/G	1995-98

WASHINGTON WIZARDS
DRAFT CHOICES


YEAR	RND	PICK	NAME
1965	4	21	Joe Newton, C*
1980	8	170	Rich Valavicius**

**Baltimore Bullets **Washington Bullets*




CHARLES BARKLEY
Philadelphia 76ers • Phoenix Suns • Houston Rockets

Year	Team	GP	GS	MIN	FGM	FGA	FG%	3FGM	3FGA	3FG%	FTM	FTA	FT%	OREB	DREB	REB	AST	TO	STL	BLK	PF	PTS
1984-85	PHL	82	60	2347	427	783	54.5%	1	6	16.7%	293	400	73.3%	266	437	703	155	209	95	80	301	1148
1985-86	PHL	80	80	2952	595	1041	57.2%	17	75	22.7%	396	578	68.5%	354	672	1026	312	350	173	125	333	1603
1986-87	PHL	68	62	2740	557	937	59.4%	21	104	20.2%	429	564	76.1%	390	604	994	331	322	119	104	252	1564
1987-88	PHL	80	80	3170	753	1283	58.7%	44	157	28.0%	714	951	75.1%	385	566	951	254	304	100	103	278	2264
1988-89	PHL	79	79	3088	700	1208	57.9%	35	162	21.6%	602	799	75.3%	403	583	986	325	254	126	67	262	2037
1989-90	PHL	79	79	3085	706	1177	60.0%	20	92	21.7%	557	744	74.9%	361	548	909	307	243	148	50	250	1989
1990-91	PHL	67	67	2498	665	1167	57.0%	44	155	28.4%	475	658	72.2%	258	422	680	284	210	110	33	173	1849
1991-92	PHL	75	75	2881	622	1126	55.2%	32	137	23.4%	454	653	69.5%	271	559	830	308	235	136	44	196	1730
1992-93	PHX	76	76	2859	716	1376	52.0%	67	220	30.5%	445	582	76.5%	237	691	928	385	233	119	74	196	1944
1993-94	PHX	65	65	2298	518	1046	49.5%	48	178	27.0%	318	452	70.4%	198	529	727	296	206	101	37	160	1402
1994-95	PHX	68	66	2382	554	1141	48.6%	74	219	33.8%	379	507	74.8%	203	553	756	276	150	110	45	201	1561
1995-96	PHX	71	71	2632	580	1160	50.0%	49	175	28.0%	440	566	77.7%	243	578	821	262	218	114	56	208	1649
1996-97	HOU	53	53	2009	335	692	48.4%	58	205	28.3%	288	415	69.4%	212	504	716	248	151	69	25	153	1016
1997-98	HOU	68	41	2243	361	744	48.5%	18	84	21.4%	296	397	74.6%	241	553	794	217	147	71	28	187	1036
1998-99	HOU	42	40	1526	240	502	47.8%	4	25	16.0%	192	267	71.9%	167	349	516	192	100	43	13	89	676
1999-00	HOU	20	18	620	106	222	47.7%	6	26	23.1%	71	110	64.5%	71	138	209	63	44	14	4	48	289
Career		1073	1012	39330	8435	15605	54.1%	538	2020	26.6%	6349	8643	73.5%	4260	8286	12546	4215	3376	1648	888	3287	23757



JAMISON BREWER
Indiana Pacers • New York Knicks

Year	Team	GP	GS	MIN	FGM	FGA	FG%	3FGM	3FGA	3FG%	FTM	FTA	FT%	OREB	DREB	REB	AST	TO	STL	BLK	PF	PTS
2001-02	IND	13	0	43	2	5	40.0%	0	1	0.0%	0	0	0.0%	2	6	8	9	3	2	0	3	4
2002-03	IND	10	0	80	9	17	52.9%	0	2	0.0%	4	9	44.4%	5	4	9	18	6	2	1	11	22
2003-04	IND	13	1	160	13	35	37.1%	5	14	35.7%	1	6	16.7%	2	9	11	17	10	7	0	9	32
2004-05	NYK	18	0	185	11	37	29.7%	3	15	20.0%	6	13	46.2%	6	16	22	12	13	8	1	11	31
Career		54	1	465	35	94	37.2%	8	32	25.0%	11	28	39.3%	15	35	50	56	32	19	2	34	89




PAT BURKE
Orlando Magic • Phoenix Suns

Year	Team	GP	GS	MIN	FGM	FGA	FG%	3FGM	3FGA	3FG%	FTM	FTA	FT%	OREB	DREB	REB	AST	TO	STL	BLK	PF	PTS
2002-03	ORL	62	8	783	113	296	38.2%	1	7	14.3%	40	58	69.0%	57	89	146	23	47	19	25	99	267
2005-06	PHX	42	0	346	63	127	49.6%	2	7	28.6%	13	21	61.9%	21	52	73	16	33	6	13	62	141
2006-07	PHX	23	0	164	23	65	35.4%	6	22	27.3%	8	13	61.5%	12	35	47	5	7	3	2	19	60
Career		127	8	1296	199	488	40.8%	9	36	25.0%	61	92	66.3%	90	176	266	44	87	28	40	180	468




BOBBY CATTAGE
Utah Jazz • New Jersey Nets

Year	Team	GP	GS	MIN	FGM	FGA	FG%	3FGM	3FGA	3FG%	FTM	FTA	FT%	OREB	DREB	REB	AST	TO	STL	BLK	PF	PTS
1981-82	UTH	49	0	337	60	135	44.4%	0	2	0.0%	30	41	73.2%	22	51	73	7	18	7	0	58	150
1985-86	NYJ	29	1	185	28	83	33.7%	1	5	20.0%	35	44	79.5%	15	19	34	4	13	6	0	23	92
Career		78	1	522	88	218	40.4%	1	7	14.3%	65	85	76.5%	37	70	107	11	31	13	0	81	242



MARQUIS DANIELS
Dallas Mavericks • Indiana Pacers • Boston Celtics • Milwaukee Bucks

Year	Team	GP	GS	MIN	FGM	FGA	FG%	3FGM	3FGA	3FG%	FTM	FTA	FT%	OREB	DREB	REB	AST	TO	STL	BLK	PF	PTS
2003-04	DAL	56	15	1039	203	411	49.4%	11	36	30.6%	60	78	76.9%	66	80	146	116	44	53	12	51	477
2004-05	DAL	60	17	1412	220	504	43.7%	7	35	20.0%	98	133	73.7%	87	129	216	128	86	83	14	124	545
2005-06	DAL	62	29	1766	246	512	48.0%	4	19	21.1%	138	183	75.4%	81	143	224	172	100	67	13	143	634
2006-07	IND	45	4	800	129	281	45.9%	6	26	23.1%	56	80	70.0%	26	56	82	57	55	27	7	56	320
2007-08	IND	74	1	1546	241	561	43.0%	27	102	26.5%	97	139	69.8%	66	146	212	137	112	79	18	121	606
2008-09	IND	54	43	1700	311	689	45.1%	18	90	20.0%	93	129	72.1%	80	168	248	114	94	62	26	120	733
2009-10	BOS	51	4	937	124	249	49.8%	6	28	21.4%	34	56	60.7%	27	68	95	66	42	27	6	91	288
2010-11	BOS	49	0	938	114	232	49.1%	4	21	19.0%	39	57	68.4%	24	89	113	64	38	39	22	63	271
2011-12	BOS	38	0	484	52	143	36.4%	0	10	0.0%	17	23	73.9%	16	50	66	47	28	21	9	36	121
2012-13	MIL	59	33	1085	132	351	37.6%	20	72	27.8%	40	54	74.1%	48	102	150	65	45	51	10	77	324
Career		548	146	11704	1772	3933	45.1%	103	439	23.5%	672	932	72.1%	521	1031	1552	966	644	509	137	882	4319



ADAM HARRINGTON
Dallas Mavericks • Denver Nuggets

Year	Team	GP	GS	MIN	FGM	FGA	FG%	3FGM	3FGA	3FG%	FTM	FTA	FT%	OREB	DREB	REB	AST	TO	STL	BLK	PF	PTS
2002-03	DAL	13	0	37	4	17	23.5%	1	3	33.3%	2	2	100%	0	2	2	2	2	1	1	2	11
2002-03	DEN	6	0	74	7	20	35.0%	4	11	36.4%	1	2	50.0%	1	5	6	10	0	1	0	6	19
Career		19	0	110	11	37	29.7%	5	14	35.7%	3	4	75.0%	1	7	8	12	2	2	1	8	30



EDDIE JOHNSON
Atlanta Hawks • Cleveland Cavaliers • Seattle SuperSonics

Year	Team	GP	GS	MIN	FGM	FGA	FG%	3FGM	3FGA	3FG%	FTM	FTA	FT%	OREB	DREB	REB	AST	TO	STL	BLK	PF	PTS
1977-78	ATL	79	0	1875	332	686	48.4%	0	0	0.0%	164	201	81.6%	51	102	153	235	168	100	4	232	828
1978-79	ATL	78	0	2413	501	982	51.0%	0	0	0.0%	243	292	83.2%	65	105	170	360	213	121	11	241	1245
1979-80	ATL	79	0	2622	590	1212	48.7%	5	13	38.5%	280	338	82.8%	95	105	200	370	189	120	24	216	1465
1980-81	ATL	75	0	2693	573	1136	50.4%	6	20	30.0%	279	356	78.4%	60	119	179	407	197	126	11	188	1431
1981-82	ATL	68	57	2314	455	1011	45.0%	7	30	23.3%	294	385	76.4%	63	128	191	358	186	102	16	188	1211
1982-83	ATL	61	57	1813	389	858	45.3%	14	41	34.1%	186	237	78.5%	26	98	124	318	156	61	6	138	978
1983-84	ATL	67	43	1893	353	798	44.2%	16	43	37.2%	164	213	77.0%	31	115	146	374	173	58	7	155	886
1984-85	ATL	73	66	2367	453	946	47.9%	22	72	30.6%	265	332	79.8%	38	154	192	566	244	43	7	184	1193
1985-86	ATL/CLE	71	9	1477	284	621	45.7%	29	85	34.1%	112	155	72.3%	30	91	121	333	150	18	2	128	709
1986-87	SEA	24	0	508	85	186	45.7%	5	15	33.3%	42	55	76.4%	11	35	46	115	41	12	1	36	217
Career		675	223	19975	4015	8436	47.6%	104	319	32.6%	2029	2564	79.1%	470	1052	1522	3436	1717	761	89	1706	10163



DARRELL LOCKHART
San Antonio Spurs

Year	Team	GP	GS	MIN	FGM	FGA	FG%	3FGM	3FGA	3FG%	FTM	FTA	FT%	OREB	DREB	REB	AST	TO	STL	BLK	PF	PTS
1983-84	SAN	2	0	14	2	2	100%	0	0	0.0%	0	0	0.0%	0	3	3	0	2	0	0	5	4
Career		2	0	14	2	2	100%	0	0	0.0%	0	0	0.0%	0	3	3	0	2	0	0	5	4




JOHN MENGELT
Cincinnati Royals • Kansas City-Omaha Kings • Detroit Pistons • Chicago Bulls • Golden State Warriors

Year	Team	GP	GS	MIN	FGM	FGA	FG%	3FGM	3FGA	3FG%	FTM	FTA	FT%	OREB	DREB	REB	AST	TO	STL	BLK	PF	PTS
1971-72	CIN	78	0	1438	287	605	47.4%	0	0	0.0%	208	252	82.5%	0	0	148	146	0	0	0	163	782
1972-73	KC/DET	79	0	1647	320	651	49.2%	0	0	0.0%	127	160	79.4%	0	0	181	153	0	0	0	148	767
1973-74	DET	77	0	1555	249	558	44.6%	0	0	0.0%	182	229	79.5%	40	166	206	148	0	68	7	164	680
1974-75	DET	80	0	1995	336	701	47.9%	0	0	0.0%	211	248	85.1%	38	153	191	201	0	72	4	198	883
1975-76	DET	67	0	1105	264	540	48.9%	0	0	0.0%	192	237	81.0%	27	88	115	108	0	40	5	138	720
1976-77	CHI	61	0	1178	209	458	45.6%	0	0	0.0%	89	113	78.8%	29	81	110	114	0	37	4	102	507
1977-78	CHI	81	0	1767	325	675	48.1%	0	0	0.0%	184	238	77.3%	41	88	129	232	124	51	4	169	834
1978-79	CHI	75	0	1705	338	689	49.1%	0	0	0.0%	150	182	82.4%	25	93	118	187	120	46	4	148	826
1979-80	CHI	36	0	387	90	166	54.2%	0	6	0.0%	39	49	79.6%	3	20	23	38	36	10	0	54	219
1980-81	GOS	2	0	11	0	4	0.0%	0	0	0.0%	0	0	0.0%	0	0	0	2	0	0	0	0	0
Career		636	0	12788	2418	5047	47.9%	0	6	0.0%	1382	1708	80.9%	203	689	1221	1329	280	324	28	1284	6218




MIKE MITCHELL
Cleveland Cavaliers • San Antonio Spurs

Year	Team	GP	GS	MIN	FGM	FGA	FG%	3FGM	3FGA	3FG%	FTM	FTA	FT%	OREB	DREB	REB	AST	TO	STL	BLK	PF	PTS
1978-79	CLE	80	0	1576	362	706	51.3%	0	0	0.0%	131	178	73.6%	127	202	329	60	102	51	29	215	855
1979-80	CLE	82	0	2802	775	1482	52.3%	0	6	0.0%	270	343	78.7%	206	385	591	93	172	70	77	259	1820
1980-81	CLE	82	0	3194	853	1791	47.6%	4	9	44.4%	302	385	78.4%	215	287	502	139	175	63	52	199	2012
1981-82	CLE/SAN	84	83	3063	753	1477	51.0%	0	7	0.0%	220	302	72.8%	244	346	590	82	153	60	43	277	1726
1982-83	SAN	80	79	2803	686	1342	51.1%	0	3	0.0%	219	289	75.8%	188	349	537	98	126	57	52	248	1591
1983-84	SAN	79	79	2853	779	1597	48.8%	6	14	42.9%	275	353	77.9%	188	382	570	93	141	62	73	251	1839
1984-85	SAN	82	82	2853	775	1558	49.7%	5	23	21.7%	269	346	77.7%	145	272	417	151	144	61	27	219	1824
1985-86	SAN	82	82	2970	802	1697	47.3%	0	12	0.0%	317	392	80.9%	134	275	409	188	184	56	25	175	1921
1986-87	SAN	40	18	922	208	478	43.5%	1	2	50.0%	92	112	82.1%	38	65	103	38	51	19	9	68	509
1987-88	SAN	68	20	1501	378	784	48.2%	3	12	25.0%	160	194	82.5%	54	144	198	68	52	31	13	101	919
Career		759	360	24537	6371	12912	49.3%	19	88	21.6%	2255	2894	77.9%	1538	2708	4246	1010	1300	530	400	2012	15016




CHRIS MORRIS
New Jersey Nets • Utah Jazz • Phoenix Suns

Year	Team	GP	GS	MIN	FGM	FGA	FG%	3FGM	3FGA	3FG%	FTM	FTA	FT%	OREB	DREB	REB	AST	TO	STL	BLK	PF	PTS
1988-89	NJN	76	48	2096	414	905	45.7%	64	175	36.6%	182	254	71.7%	188	209	397	119	190	102	60	250	1074
1989-90	NJN	80	76	2449	449	1065	42.2%	61	193	31.6%	228	316	72.2%	194	228	422	143	185	130	79	219	1187
1990-91	NJN	79	68	2553	409	962	42.5%	45	179	25.1%	179	244	73.4%	210	311	521	220	167	138	96	248	1042
1991-92	NJN	77	74	2394	346	726	47.7%	22	110	20.0%	165	231	71.4%	199	295	494	197	171	129	81	211	879
1992-93	NJN	77	57	2302	436	907	48.1%	17	76	22.4%	197	248	79.4%	227	227	454	106	119	144	52	171	1086
1993-94	NJN	50	27	1349	203	454	44.7%	53	147	36.1%	85	118	72.0%	91	137	228	83	52	55	49	120	544
1994-95	NJN	71	49	2131	351	856	41.0%	106	317	33.4%	142	195	72.8%	181	221	402	147	117	86	51	155	950
1995-96	UTH	66	33	1424	265	606	43.7%	63	197	32.0%	98	127	77.2%	100	129	229	77	71	63	20	140	691
1996-97	UTA	73	1	977	122	299	40.8%	31	113	27.4%	39	54	72.2%	37	125	162	43	45	29	24	121	314
1997-98	UTA	54	1	538	85	207	41.1%	19	62	30.6%	44	61	72.1%	35	79	114	24	33	25	17	61	233
1998-99	PHX	44	2	535	64	149	43.0%	16	56	28.6%	40	46	87.0%	54	67	121	23	21	16	11	54	184
Career		747	436	18748	3144	7136	44.1%	497	1625	30.6%	1399	1894	73.9%	1516	2028	3544	1182	1171	917	540	1750	8184



MAMADOU N'DIAYE
Toronto Raptors • Dallas Mavericks • Atlanta Hawks • Los Angeles Clippers

Year	Team	GP	GS	MIN	FGM	FGA	FG%	3FGM	3FGA	3FG%	FTM	FTA	FT%	OREB	DREB	REB	AST	TO	STL	BLK	PF	PTS
2000-01	TOR	3	0	10	1	4	25.0%	0	0	0.0%	2	2	100%	1	1	2	0	0	0	0	3	4
2001-02	TOR	5	0	46	6	10	60.0%	0	0	0.0%	8	10	80.0%	6	5	11	0	1	0	2	6	20
2002-03	TOR	22	8	364	43	96	44.8%	0	0	0.0%	34	47	72.3%	29	53	82	7	21	8	32	58	120
2003-04	DAL/ATL	28	1	366	27	69	39.1%	0	0	0.0%	44	59	74.6%	43	69	112	0	18	8	25	59	98
2004-05	LAC	11	0	72	8	20	40.0%	0	1	0.0%	4	7	57.1%	9	9	18	1	0	1	5	20	20
Career		69	9	860	85	199	42.7%	0	1	0.0%	92	125	73.6%	88	137	225	8	40	17	64	146	262




MOOCHIE NORRIS
Vancouver Grizzlies • Seattle SuperSonics • Houston Rockets • New York Knicks • New Orleans/Oklahoma City Hornets

Year	Team	GP	GS	MIN	FGM	FGA	FG%	3FGM	3FGA	3FG%	FTM	FTA	FT%	OREB	DREB	REB	AST	TO	STL	BLK	PF	PTS
1996-97	VAN	8	0	89	4	22	18.2%	2	10	20.0%	2	5	40.0%	3	9	12	23	5	4	0	5	12
1998-99	SEA	12	0	140	13	40	32.5%	6	15	40.0%	6	16	37.5%	4	16	20	24	16	7	0	17	38
1999-00	HOU	30	0	502	69	159	43.4%	12	29	41.4%	57	73	78.1%	16	52	68	94	30	23	1	32	207
2000-01	HOU	82	6	1654	184	413	44.6%	25	89	28.1%	151	194	77.8%	44	154	198	283	107	69	2	84	544
2001-02	HOU	82	26	2249	251	631	39.8%	36	134	26.9%	127	169	75.1%	73	173	246	403	156	81	4	130	665
2002-03	HOU	82	3	1375	134	330	40.6%	11	45	24.4%	78	114	68.4%	37	122	159	196	86	55	4	72	357
2003-04	HOU/NYK	66	0	847	80	217	36.9%	20	58	34.5%	54	71	76.1%	10	55	65	121	64	44	5	51	234
2004-05	NYK/HOU	38	0	360	35	109	32.1%	0	12	0.0%	20	24	83.3%	10	36	46	39	27	18	2	44	90
2005-06	HOU/NOK	45	0	424	46	112	41.1%	4	14	28.6%	29	42	69.0%	12	42	54	50	33	20	1	49	125
Career		445	35	7637	816	2033	40.1%	116	406	28.6%	524	708	74.0%	209	659	868	1233	524	321	19	484	2272




MYLES PATRICK
Los Angeles Lakers

Year	Team	GP	GS	MIN	FGM	FGA	FG%	3FGM	3FGA	3FG%	FTM	FTA	FT%	OREB	DREB	REB	AST	TO	STL	BLK	PF	PTS
1980-81	LAL	3	0	9	2	5	40.0%	0	0	0.0%	1	2	50.0%	1	1	2	1	1	0	0	3	5
Career		3	0	9	2	5	40.0%	0	0	0.0%	1	2	50.0%	1	1	2	1	1	0	0	3	5



CHUCK PERSON
Indiana Pacers • Minnesota Timberwolves • San Antonio Spurs • Charlotte Hornets • Seattle SuperSonics

Year	Team	GP	GS	MIN	FGM	FGA	FG%	3FGM	3FGA	3FG%	FTM	FTA	FT%	OREB	DREB	REB	AST	TO	STL	BLK	PF	PTS
1986-87	IND	82	78	2956	635	1358	46.8%	49	138	35.5%	222	297	74.7%	168	509	677	295	211	90	16	310	1541
1987-88	IND	79	71	2807	575	1252	45.9%	59	177	33.3%	132	197	67.0%	171	365	536	309	210	73	8	266	1341
1988-89	IND	80	79	3012	711	1453	48.9%	63	205	30.7%	243	307	79.2%	144	372	516	289	308	83	18	280	1728
1989-90	IND	77	73	2714	605	1242	48.7%	94	253	37.2%	211	270	78.1%	126	319	445	230	170	53	20	217	1515
1990-91	IND	80	79	2566	620	1231	50.4%	69	203	34.0%	165	229	72.1%	121	296	417	238	184	56	17	221	1474
1991-92	IND	81	81	2923	616	1284	48.0%	132	354	37.3%	133	197	67.5%	114	312	426	382	216	68	18	247	1497
1992-93	MIN	78	75	2985	541	1248	43.3%	118	332	35.5%	109	168	64.9%	98	335	433	343	219	67	30	198	1309
1993-94	MIN	77	37	2029	356	843	42.2%	100	272	36.8%	82	108	75.9%	55	198	253	185	121	45	12	164	894
1994-95	SAN	81	1	2033	317	750	42.3%	172	445	38.7%	66	102	64.7%	49	209	258	106	102	45	12	198	872
1995-96	SAN	80	16	2131	308	705	43.7%	190	463	41.0%	67	104	64.4%	76	337	413	100	91	49	26	197	873
1997-98	SAS	61	11	1455	143	398	35.9%	95	276	34.4%	28	37	75.7%	17	187	204	86	67	29	10	121	409
1998-99	CHH	50	21	990	112	289	38.8%	55	157	35.0%	24	32	75.0%	17	115	132	60	41	20	8	90	303
1999-00	SEA	37	0	340	37	123	30.1%	24	95	25.3%	4	8	50.0%	6	47	53	22	12	5	2	56	102
Career		943	622	28941	5576	12176	45.8%	1220	3370	36.2%	1486	2056	72.3%	1162	3601	4763	2645	1952	683	197	2565	13858



WESLEY PERSON

Phoenix Suns • Cleveland Cavaliers
 • Memphis Grizzlies • Portland Trail Blazers • Atlanta Hawks • Miami Heat • Denver Nuggets


Year	Team	GP	GS	MIN	FGM	FGA	FG%	3FGM	3FGA	3FG%	FTM	FTA	FT%	OREB	DREB	REB	AST	TO	STL	BLK	PF	PTS
1994-95	PHX	78	56	1800	309	638	48.4%	116	266	43.6%	80	101	79.2%	67	134	201	105	79	48	24	149	814
1995-96	PHX	82	47	2609	390	877	44.5%	117	313	37.4%	148	192	77.1%	56	265	321	138	89	55	22	148	1045
1996-97	PHX	80	42	2326	409	903	45.3%	171	414	41.3%	91	114	79.8%	68	224	292	123	76	86	20	102	1080
1997-98	CLE	82	82	3198	440	957	46.0%	192	447	43.0%	132	170	77.6%	65	298	363	188	110	129	49	108	1204
1998-99	CLE	45	42	1342	198	437	45.3%	75	200	37.5%	32	53	60.4%	19	123	142	80	41	37	16	52	503
1999-00	CLE	79	38	2056	280	654	42.8%	106	250	42.4%	61	77	79.2%	44	223	267	146	60	40	19	119	727
2000-01	CLE	44	22	958	128	292	43.8%	34	84	40.5%	24	30	80.0%	11	119	130	64	40	27	11	62	314
2001-02	CLE	78	78	2793	467	944	49.5%	143	322	44.4%	99	124	79.8%	50	244	294	173	74	77	37	93	1176
2002-03	MEM	66	44	1941	274	601	45.6%	100	231	43.3%	79	97	81.4%	24	168	192	112	56	42	19	64	727
2003-04	MEM	16	0	284	33	107	30.8%	11	43	25.6%	6	8	75.0%	2	16	18	23	16	5	2	11	83
2003-04	POR/ATL	58	0	1037	126	314	40.1%	55	138	39.9%	31	39	79.5%	16	101	117	66	38	19	9	38	338
2004-05	MIA/DEN	41	3	667	107	226	47.3%	41	89	46.1%	9	13	69.2%	3	80	83	39	17	19	4	30	264
Career		733	454	20731	3128	6843	45.7%	1150	2754	41.8%	786	1010	77.8%	423	1979	2402	1234	680	579	230	965	8192



STAN PIETKIEWICZ

San Diego Clippers • Dallas Mavericks

Year	Team	GP	GS	MIN	FGM	FGA	FG%	3FGM	3FGA	3FG%	FTM	FTA	FT%	OREB	DREB	REB	AST	TO	STL	BLK	PF	PTS
1978-79	SDC	4	0	32	1	8	12.5%	0	0	0.0%	2	2	100%	0	6	6	3	1	1	0	5	4
1979-80	SDC	50	0	577	91	179	50.8%	9	36	25.0%	37	46	80.4%	26	19	45	94	51	25	4	52	228
1980-81	SDC/DAL	42	0	461	57	138	41.3%	19	48	39.6%	11	14	78.6%	13	29	42	77	22	15	2	28	144
Career		96	0	1070	149	325	45.8%	28	84	33.3%	50	62	80.6%	39	54	93	174	74	41	6	85	376



CHRIS PORTER

Golden State Warriors

Year	Team	GP	GS	MIN	FGM	FGA	FG%	3FGM	3FGA	3FG%	FTM	FTA	FT%	OREB	DREB	REB	AST	TO	STL	BLK	PF	PTS
2000-01	GSW	51	35	1147	173	445	38.9%	0	5	0.0%	94	141	66.7%	89	100	189	61	59	45	6	111	440
Career		51	35	1145	173	445	38.9%	0	5	0.0%	94	141	66.7%	89	100	189	61	59	45	6	111	440



AARON SWINSON

Phoenix Suns

Year	Team	GP	GS	MIN	FGM	FGA	FG%	3FGM	3FGA	3FG%	FTM	FTA	FT%	OREB	DREB	REB	AST	TO	STL	BLK	PF	PTS
1994-95	PHX	9	0	51	10	18	55.6%	0	0	0.0%	4	5	80.0%	3	5	8	3	5	1	0	8	24
Career		9	0	51	10	18	55.6%	0	0	0.0%	4	5	80.0%	3	5	8	3	5	1	0	8	24



Honors & Awards

SEC Players of the Year

Southeastern Conference Player of the Year awards have been presented since 1965 by both the Associated Press and United Press International (until 1991) and then by the SEC Coaches. Two Auburn players have received that honor:

- 1984..... C Charles Barkley (AP and UPI)
- 1999..... F Chris Porter (AP and SEC Coaches)

National Coach of the Year

Head coach Cliff Ellis is the only Auburn Basketball coach to be named National Coach of the Year. Ellis won six different National Coach of the Year awards following the 1998-99 season when the Tigers went 29-4, won the SEC Championship and finished the season ranked fourth in the nation by the Associated Press.

Following is a listing of the National Coach of the Year awards Ellis garnered:

- 1999..... Cliff Ellis (Associated Press)
(John & Nellie Wooden Award)
(United States Basketball Writers Association)
(Sports Illustrated)
(The Sporting News)
(Basketball News)

SEC Coach of the Year

Southeastern Conference Coach of the Year awards have been presented since 1960 by the Associated Press, since 1999 by the SEC Coaches, from 1964-98 by the Knoxville News-Sentinel, from 1965-91 by United Press International and from 1974-90 by the Birmingham Tip-Off Club (Rupp Cup).

Since those awards have been presented, five Auburn coaches have been the recipients:

- 1960..... Joel Eaves (AP)
- 1975..... Bob Davis (UPI)
- 1984..... Sonny Smith (AP, UPI, Knoxville News-Sentinel/
Birmingham Tip-Off Club)
- 1988..... Sonny Smith (Knoxville News-Sentinel/
Birmingham Tip-Off Club)
- 1990..... Tommy Joe Eagles (Knoxville News-Sentinel/
Birmingham Tip-Off Club)
- 1995..... Cliff Ellis (Anniston Star)
- 1999..... Cliff Ellis (Associated Press/
SEC Coaches/The Birmingham News)

All-Time SEC Team

In 1974, the Orlando Sentinel published an All-Time SEC Team as selected by a special panel of sportswriters.

- One Auburn player was named to that all-time squad:
G John Mengelt (third-team)

Team of the Decade

In 1989, the Birmingham Post-Herald and Jackson Clarion-Ledger published a Southeastern Conference Team of the Decade. The Birmingham Post-Herald lineup was selected by a special panel of sportswriters, sportscasters and officials while the Jackson Clarion-Ledger polled the current league coaches.

Two Auburn players were named to the SEC team of the 1980s (firstteam selections) by both newspapers:

- F Chuck Person, C Charles Barkley

Charles Barkley was also honored as the SEC Player of the Decade by the Birmingham Post-Herald.

All-Tournament Teams

From 1933 through 1952, players named to the all-tournament team at the Southeastern Conference Tournament served as the All-SEC squad (a first and second team). The Associated Press began selecting a regular-season All-SEC squad in 1949. In 1956, the league coaches began selecting a 10-man All-SEC roster and United Press International started its all-conference picks in 1965. When the conference tournament resumed in 1979, members of the working press once again began selecting an all-tournament squad in addition to a tourney MVP.

Seven Auburn players have received all-tournament honors and two of them have been named MVP:

- 1942..... G Shag Hawkins (first-team)
- 1984..... C Charles Barkley (MVP)
F Chuck Person
- 1985..... F Chuck Person (MVP)
- 2000..... G Doc Robinson
C Mamadou N'diaye
F Mack McGadney
- 2009..... F Korvotney Barber
- 2015..... G KT Harrell

Naismith Memorial Basketball Hall of Fame

Auburn All-American Charles Barkley became the first player from the state of Alabama to be inducted into the Naismith Memorial Basketball Hall of Fame during Enshrinement ceremonies Sept. 8, 2006, in Springfield, Mass.

Joining Barkley in the Class of 2006 were Dominique Wilkins, Joe Dumars, Geno Auriemma, David Gavitt and Sandro Gambo.

- One Auburn player has been named to the Basketball Hall of Fame:
2006..... Charles Barkley

Alabama Sports Hall of Fame

Each fall, the Alabama Sports Hall of Fame, consisting of voters across the state of Alabama, chooses inductees. Eight Auburn basketball Tigers have been inducted into the Hall of Fame, most recently former coach Sonny Smith in 2007. Former Athletic Director Jeff Beard and legendary Coach Joel Eaves were the first Tigers inducted in 1974 and 1978, respectively. Located in the Birmingham-Jefferson County Civic Center complex, the Hall houses many of the state's past and present heroes.

Here is a list of Auburn's Alabama Sports Hall of Fame members:

- 1974..... Athletic Director Jeff Beard
- 1978..... Coach Joel Eaves
- 1995..... John Mengelt
- 2001..... Charles Barkley
- 2003..... Rex Frederick
- 2005..... Chuck Person
- 2005..... Jim Fyffe, announcer
- 2007..... Sonny Smith
- 2011..... Henry Hart

USBWA "Most Courageous Award"

Wes Flanigan was presented the United States Basketball Writers' "Most Courageous Award" at the 1997 NCAA Final Four in Indianapolis. Flanigan, an All-SEC point guard as a junior at Auburn in 1995-96 season, was diagnosed with bone cancer and underwent successful four-hour surgery in May 1996 before his senior season. He returned to the court five months later and ended up leading the 1996-97 Tigers in scoring (11.0) and assists (4.5). Flanigan's story was featured on CBS, ESPN, CNN, FOX Sports-South,

Intersport Television, Atlanta Journal-Constitution, Memphis Commercial Appeal, Louisville Courier-Journal, Arkansas-Democrat Gazette, The



Honors & Awards

State (Columbia, S.C.), every major newspaper in the state of Alabama among others. In fact, Tommy Hicks, a columnist for The Mobile Press-Register, won the Alabama Sports Writers Association's "Herby Kirby Award" in 1997 for the top sports article among Alabama newspapers.

ESPN Silver Anniversary All-SEC Team

Auburn All-American Chuck Person was named to ESPN's "Silver Anniversary All-SEC team," featuring the top five players from the Southeastern Conference over 25 seasons from 1979-80 to 2003-04. It was done as part of ESPN's 25th-anniversary celebration. The team was compiled through a vote of a seven-member panel of media and conference representatives. The five man team consists of F Chuck Person (Auburn), F Jamal Mashburn (Kentucky), C Shaquille O'Neal (LSU), G Chris Jackson (LSU) and G Allan Houston (Tennessee).

Hall of Honor

Nine former Tiger players and a friend of the University have been inducted into the Auburn Hall of Honor:

- | | |
|-----------------------------------|----------------------------|
| C Bill Alexander, 1968-70 | C Frank DuBose, 1927-29 |
| G Joel Eaves, 1935-37 | F/C Jimmy Fibbe, 1964-66 |
| (head coach 1949-63) | C/F Rex Frederick, 1957-59 |
| G Henry Hart, 1957-59 | G Shag Hawkins, 1940-42 |
| G John Mengelt, 1969-71 | C Jack Stewart, 1930-32 |
| Roy B. Sewell, lifetime supporter | |

Academic All-SEC Teams

Academic All-SEC awards have been presented since 1962. The following qualifications were established in 1978: (1) maintain a "B" average for college career; (2) be in residence a full academic year; (3) be either a starter or top substitute. In 1984, the SEC Academic Honor Roll was established with the following guidelines: (1) have at least a 3.0 grade-point average (on 4.0 scale) for either the past year or for academic career; (2) be at least a sophomore in class standing (freshman redshirts are eligible and transfers must have attended current institution for at least one year); (3) have 24 semester or 36 quarter hours toward a degree; (4) receive a letter for that season.

Twenty-two Auburn players have earned Academic All-SEC honors 28 times:

- | | |
|------|--------------------------------|
| 1962 | F Bill Ross (first-team) |
| 1965 | F Freddie Guy (first-team) |
| 1966 | C Randall Walker (second-team) |
| 1969 | F Tom Perry (first-team) |
| 1970 | G John Mengelt (first-team) |
| | F Bill Alexander (second-team) |
| 1971 | G John Mengelt (first-team) |
| 1974 | F Gary Redding (second-team) |
| 1975 | F Gary Redding (first-team) |
| 1976 | F Gary Redding (first-team) |
| 1983 | F Mark Cahill |
| 1984 | F Mark Cahill |
| 1995 | F Franklin Williams |
| 1999 | G Daymeon Fishback |
| | G Scott Pohlman |
| 2000 | F Abe Smith |
| 2002 | F Mack McGadney |
| 2003 | G Derrick Bird |
| 2004 | G Lewis Monroe |
| | G Danny Wicke |
| 2005 | G Brett Howell |
| 2006 | G Brett Howell |
| 2007 | G Drew Smith |

- | | |
|------|---|
| 2008 | G Drew Smith, G Ryan Brooks |
| 2009 | G Drew Smith |
| 2010 | G Josh Wallace, G Dylan Spencer |
| 2012 | G Josh Wallace, G Dylan Spencer, F Bernard Morena |

All-Freshman Teams

Since 1984, the Knoxville News-Sentinel has published the Southeastern Conference All-Freshman Team as selected by league coaches, except for the 2004-05 season when the SEC athletic directors voted it down.

Fourteen Auburn players have received all-freshman honors:

- | | |
|------|--|
| 1985 | F Chris Morris, C Jeff Moore |
| 1990 | G Ronnie Battle, G Reggie Gallon |
| 1991 | F Wesley Person |
| 1994 | G Wes Flanigan |
| 1995 | F Franklin Williams |
| 1997 | G Daymeon Fishback |
| | C Mamadou N'diaye |
| 1998 | G Scott Pohlman |
| 2002 | F Brandon Robinson |
| 2006 | G Rasheem Barrett, G Quantez Robertson |
| 2007 | G DeWayne Reed |

SEC Players of the Week

Southeastern Conference Player of the Week awards have been presented since 1985 as selected by the league media relations staff. The league office began the SEC Freshman of the Week honor in 2005-06.

Since the inception of the weekly award, 19 Auburn players have received the honor 32 times:

- | | |
|----------|--------------------|
| 2/11/85 | F Chuck Person |
| 2/3/85 | F Chuck Person |
| 2/24/85 | F Chuck Person |
| 12/87 | C Jeff Moore |
| 1/11/88 | F Chris Morris |
| 2/29/88 | F Chris Morris |
| 2/13/89 | G Keenan Carpenter |
| 1/13/91 | G Ronnie Battle |
| 2/3/92 | G Ronnie Battle |
| 1/18/93 | G Ronnie Battle |
| 3/1/93 | F/G Wesley Person |
| 12/93 | G/F Wesley Person |
| 2/20/94 | F/C Aaron Swinson |
| 1/11/98 | F Bryant Smith |
| 2/2/98 | G Doc Robinson |
| 11/23/98 | F Chris Porter |
| 1/11/99 | F Chris Porter |
| 2/15/99 | G Doc Robinson |
| 11/15/99 | C Mamadou N'diaye |
| 1/10/00 | G Doc Robinson |
| 1/31/00 | F Chris Porter |
| 12/11/00 | G Jamison Brewer |
| 12/10/01 | F Marquis Daniels |
| 1/19/03 | F Marquis Daniels |
| 11/21/04 | G Ian Young |
| 2/6/05 | G Frank Tolbert |
| 11/13/06 | F Korvotney Barber |
| 3/5/07 | F Korvotney Barber |
| 11/26/07 | G Rasheem Barrett |
| 3/9/09 | F Korvotney Barber |
| 3/7/11 | F Kenny Gabriel |
| 12/23/13 | G KT Harrell |
| 11/17/14 | F Cinmeon Bowers |
| 12/22/14 | G KT Harrell |



Honors & Awards

SEC Rookies of the Year

Southeastern Conference Rookie of the Week awards were presented from 1988-1992 and were reinstated in the 2005-06 season as selected by the league media relations staff.

Six Auburn players received the honor nine times:

1/21/90.....	G Reggie Gallon
2/11/90.....	G Ronnie Battle
12/91.....	F Wesley Person
2/3/91.....	F Wesley Person
12/91.....	F Aaron Swinson
1/20/92.....	F Aaron Swinson
1/27/92.....	F Aaron Swinson
1/1/06.....	G Rasheem Barrett
2/16/09.....	G Frankie Sullivan

Banquet Awards

In 1990, the late Tommy Joe Eagles initiated a year-end Auburn Basketball Awards Banquet. Eight individual awards are presented, including outstanding rebounder, outstanding defensive player, outstanding offensive player, playmaker award, sixth-man award, academic achievement award and most valuable player. The Paul Lambert and Tommy Joe Eagles Memorial Trophy for leadership is given in memory of Auburn's 15th head basketball coach, Paul Lambert, who died in a hotel fire June 6, 1978, in Columbus, Ga., and Tommy Joe Eagles, who died unexpectedly of a heart attack July 30, 1994, two months after becoming the head coach at New Orleans. Recipients are selected by the coaching staff.

Here's a complete list of awards presented at previous banquets:

Paul Lambert/Tommy Joe Eagles Memorial Trophy

1990....	G Reggie Gallon
1991....	F Chris Brandt
1992....	C Chris Brandt
1993....	F Rod Joyce
1994....	G Leonard Smith
1995....	G/F Ray Donald
1996....	G Wes Flanigan
1997....	G Wes Flanigan
1998....	F Franklin Williams
1999....	F Bryant Smith
2000....	G Daymeon Fishback
2001....	G Scott Pohlman
2002....	G Charlton Barker
2003....	F Marquis Daniels
2004....	G Lewis Monroe
2005....	G Nathan Watson
2006....	G Ronny LeMelle
2007....	G Frank Tolbert
2008....	G Frank Tolbert
2009....	G Quantez Robertson
2010....	G Frankie Sullivan
2011....	F Kenny Gabriel
2012....	G Frankie Sullivan
2014....	G KT Harrell
2015....	G KT Harrell
2016....	F Tyler Harris

Most Valuable Player

1990....	F Derrick Dennison
1991....	G Ronnie Battle
1992....	F Wesley Person
1993....	F/G Wesley Person

1994....	G/F Wesley Person
1995....	G Moochie Norris
1996....	G Wes Flanigan
1997....	C Pat Burke
1998....	G Doc Robinson
1999....	G Doc Robinson, G Scott Pohlman, C Mamadou N'diaye, F Chris Porter, F Bryant Smith
2000....	G Doc Robinson
2001....	F Marquis Daniels
2002....	F Marquis Daniels
2003....	F Marquis Daniels
2004....	F Marco Killingsworth
2005....	G Nathan Watson
2006....	G Ronny LeMelle
2007....	G Quantez Robertson
2008....	G Quantez Robertson, F Quan Prowell
2009....	F Korvotney Barber
2010....	G Tay Waller
2011....	F Kenny Gabriel
2012....	F Kenny Gabriel
2014....	G Chris Denson

Outstanding Rebounder

1990....	C Zane Arnold
1991....	C Robert McKie
1992....	F Aaron Swinson
1993....	F/C Aaron Swinson
1994....	F/C Aubrey Wiley
1995....	F Chris Davis
1996....	C Pat Burke
1997....	C Pat Burke
1998....	C Mamadou N'diaye
1999....	F Chris Porter
2000....	C Mamadou N'diaye
2001....	G Jamison Brewer
2002....	F Kyle Davis
2003....	C Kyle Davis
2004....	F Brandon Robinson
2005....	F Quinell Brown
2006....	F Korvotney Barber
2007....	F Korvotney Barber, F Josh Dollard
2008....	F Quan Prowell
2009....	F Korvotney Barber
2010....	F Lucas Hargrove
2011....	G Earnest Ross
2012....	F Kenny Gabriel

John Mengelt Free Throw Award

2015....	G KT Harrell
2016....	G Bryce Brown

Outstanding Defensive Player

1990....	F Chris Brandt
1991....	C Zane Arnold
1992....	C Chris Brandt
1993....	F Mark Hutton
1994....	G Shawn Stuart
1995....	G Wes Flanigan
1996....	G Wes Flanigan
1997....	G Wes Flanigan
1998....	F Bryant Smith
1999....	F Bryant Smith



Honors & Awards

2000.... C Mamadou N'diaye
 2001.... C Kyle Davis
 2002.... G Derrick Bird
 2003.... G Derrick Bird
 2004.... F Quinell Brown
 2005.... G Nathan Watson
 2006.... G Rasheem Barrett
 2007.... G Quantez Robertson
 2008.... G Quantez Robertson
 2009.... G Quantez Robertson
 2010.... G Frankie Sullivan
 2011.... G Josh Wallace
 2012.... F Kenny Gabriel
 2014.... C Asaunh Dixon-Tatum
 2015.... G Devin Waddell
 2016.... F Horace Spencer

Outstanding Offensive Player

1990.... G Ronnie Battle
 1991.... F Wesley Person
 1992.... G Ronnie Battle
 1993.... G Ronnie Battle
 1994.... F/C Aaron Swinson
 1995.... G Lance Weems
 1996.... G Lance Weems
 1997.... F Franklin Williams
 1998.... G Scott Pohlman
 1999.... F Chris Porter, G Doc Robinson
 2000.... F Chris Porter
 2001.... G Adam Harrington
 2002.... G Adam Harrington
 2003.... F Marco Killingsworth
 2004.... G Ian Young
 2005.... G Toney Douglas
 2006.... G Ronny LeMelle
 2007.... FG%: Korvotney Barber (.607), FT%: Quan Prowell (.762)
 2008.... F Quan Prowell
 2009.... F Korvotney Barber, G Rasheem Barrett, G Tay Waller,
 G DeWayne Reed
 2010.... G Tay Waller

Playmaker Award

1990.... G Reggie Gallon
 1991.... G Reggie Gallon
 1992.... G Reggie Gallon, G Champ Wrencher
 1993.... G Reggie Gallon
 1994.... G Wes Flanigan
 1995.... G Moochie Norris
 1996.... G Wes Flanigan
 1997.... G Doc Robinson
 1998 ... F Kendell Mack, G Clifton Robinson, G John Gomillion,
 G Dudley Smith
 1999.... G Scott Pohlman
 2000.... F Mack McGadney
 2001.... G Reggie Sharp
 2002.... F Marco Killingsworth, G Lewis Monroe
 2003.... G Lewis Monroe
 2004.... G Ronny LeMelle
 2005.... G Ian Young
 2006.... G Quantez Robertson
 2007.... G Quantez Robertson
 2008.... G Quantez Robertson

2009.... G DeWayne Reed
 2010.... G DeWayne Reed
 2011.... G Josh Wallace
 2012.... G Josh Wallace
 2014.... G Tahj Shamsid-Deen
 2015.... G Cinmeon Bowers

Sixth-Man Award

1990.... F John Caylor, G Champ Wrencher
 1991 ... G Larry Patrick
 1992 ... F Jeff Switzer
 1993 ... F Aubrey Wiley
 1994 ... G Lance Weems
 1995 ... C Pat Burke
 1996 ... F Alvin Jefferson
 1997 ... F Alvin Jefferson
 1998 ... G Daymeon Fishback
 1999 ... F Adrian Chilliest
 2000 ... G Reggie Sharp
 2001 ... G Lincoln Glass, F Abdou Diame
 2002.... G Dwayne Mitchell
 2003 ... F Brandon Robinson, G Nathan Watson
 2004.... C Dwayne Curtis
 2005.... G Frank Tolbert
 2006.... G Frank Tolbert
 2009.... F Lucas Hargrove, G Frankie Sullivan
 2010....C Brendon Knox
 2011....G Tony Neysmith
 2012....Auburn Student Body
 2014.... C Matthew Atewe
 2015.... G Malcolm Canada
 2016.... G Bryce Brown

Most Improved Player Award

2015.... F Jordon Granger, G TJ Lang
 2016 F Horace Spencer

Academic Achievement Award

1990.... F John Caylor
 1991.... F John Caylor
 1992.... F Jeff Switzer
 1993.... G Reggie Gallon
 1994.... F Franklin Williams
 1995.... F Franklin Williams
 1996.... F Franklin Williams
 1997.... G Daymeon Fishback
 1998.... F Franklin Williams
 1999.... G Daymeon Fishback
 2000.... F Abe Smith
 2001.... G Charlton Barker
 2002.... F Mack McGadney
 2003.... F Marquis Daniels
 2004.... G Lewis Monroe
 2005.... G Brett Howell
 2006.... G Brett Howell
 2007.... G Drew Smith
 2008.... G Drew Smith
 2009.... G Drew Smith
 2010.... G Josh Wallace
 2011.... G Josh Wallace, G Dylan Spencer, G T.J. Rice
 2012.... G Josh Wallace
 2014.... G Tahj Shamsid-Deen

**Honors & Awards**

2015.... G Patrick Keim
2016 G Cole Stockton

Mike Mitchell Courage Award**Mike Mitchell Courage Award**

2015.... G Antoine Mason
2016 G T.J. Dunans

Sonny Smith Most Outstanding Teammate Award

2012.... F Allen Payne
2014.... F Allen Payne
2015.... G Patrick Keim
2016 F Jordon Granger

Coaches' Award

2015.... G Tahj Shamsid-Deen
2016 C Trayvon Reed

Iron Tiger Award

2007 G Quantez Robertson
2008 F Quan Prowell
2009 F Lucas Hargrove, G Josh Wallace, G Quantez Robertson,
G Jake Drum
2012 F Rob Chubb
2014 F Devin Waddell, G C.J. Holmes
2015 G KT Harrell
2016 F Cinmeon Bowers



SEC & NCAA Records

SEC Individual Records

Game

Field Goal Percentage: 1.000, Charles Barkley, 10 for 10, vs. Georgia, 1983 (tied)

Free Throw Percentage: 1.000, Eddie Johnson, 15 for 15, vs. Miss. State, 1975 (tied)

SEC Team Records

Season

Fewest Points Allowed: 1254, 52.3 ppg, 24 games, 1962

SEC Team Champion

Scoring: 1999—81.2 ppg, 2680 in 33 games

Scoring Defense: 1961—58.1 ppg, 1278 in 22 games

1962—52.3 ppg, 1254 in 24 games

1963—59.6 ppg, 1312 in 24 games

1999—61.6 ppg, 2033 in 33 games

2009—65.4 ppg, 2354 in 36 games

Scoring Margin: 1999—81.2 ppg, 2680 in 33 games

Field Goal Percentage: 1961—.491, 500 of 1018

1962—.456, 542 of 1190

1963—.502, 597 of 1187

1964—.472, 600 of 1271

1968—.473, 649 of 1370

1969—.502, 734 of 1461

1984—.518, 908 of 1752

1992—.511, 877 of 1715

1993—.501, 815 of 1627

1994—.506, 854 of 1689

1995—.472, 784 of 1662

3-Point FG Percentage Defense: 2002—.402, 653 of 1624

3-Point FG Percentage: 1992—.452, 182 of 403

3-Point FG Made Per Game: 1996—9.0, 287 in 32 games

2016—8.8, 272 in 32 games

Free Throw Percentage: 1966—.792, 476 of 601

1988—.770, 406 of 527

Opponents' Free Throw Percentage: 1995—.608, 322 of 530

Blocks: 2002—5.4 bpg, 151 in 28 games

2003—5.2 bpg, 178 in 34 games

Rebounding: 1975—49.7 rpg, 1292 in 26 games

1985—38.3 rpg, 1301 in 34 games

1986—35.0 rpg, 1156 in 33 games

1987—39.6 rpg, 1228 in 31 games

1988—40.1 rpg, 1203 in 30 games

1989—40.6 rpg, 1138 in 28 games

1999—44.0 rpg, 1452 in 33 games

Rebound Margin: 1984—+8.4 rpg

1985—+7.1 rpg

1987—+7.6 rpg

1988—+7.5 rpg

1999—+9.2 rpg

Offensive Rebounds: 1999—19.5 off. rpg, 643 in 33 games

2000—15.7 off. rpg, 533 in 34 games

Turnover Margin: 1999—+7.0, 425 turnovers, 657 caused

SEC Individual Champions

Scoring: 1941—Shag Hawkins, 15.3 ppg, 291 in 19 games

1942—Frank Mancini, 13.2 ppg, 237 in 18 games

1978—Mike Mitchell, 24.9 ppg, 671 in 27 games

1994—Wesley Person, 22.2 ppg, 621 in 28 games

2015—KT Harrell, 18.5 ppg, 648 in 35 games

Field Goal Percentage: 1961—Porter Gilbert, .584, 88 of 151

1962—Layton Johns, .584, 129 of 221

1963—Layton Johns, .566, 119 of 210

1964—Joe Newton, .564, 83 of 147

1965—Joe Newton, .606, 126 of 208

1966—Bobby Buisson, .566, 105 of 185

1993—Aaron Swinson, .600, 183 of 305

1994—Aaron Swinson, .631, 234 of 371

2003—Marco Killingsworth, .550, 170 of 309

2004—Marco Killingsworth, .587, 145 of 247

3-Point FG Percentage: 1992—Ronnie Battle, .511, 71 of 139

2015—KT Harrell, .434, 98 of 226

3-Point Field Goals: 1989—Keenan Carpenter, 3.0 pg, 84 in 28 games

1994—Wesley Person, 3.3 per game, 93 in 28 games

2010—Tay Waller, 3.35 per game, 87 in 26 games

2015—KT Harrell, 2.80 per game, 98 in 35 games

Assists: 1996—Wes Flanigan, 6.7 apg, 214 in 32 games

2001—Jamison Brewer, 5.8 apg, 187 in 32 games

Assist/Turnover Ratio: 2000—Doc Robinson, +2.65

(175 ast., 66 turnovers in 34 games)

Rebounding: 1974—Pepto Bolden, 11.6 rpg, 302 in 26 games

1982—Charles Barkley, 9.8 rpg, 275 in 28 games

1983—Charles Barkley, 9.5 rpg, 266 in 28 games

1984—Charles Barkley, 9.5 rpg, 265 in 28 games

1994—Aubrey Wiley, 9.3 rpg, 261 in 28 games

Offensive Rebounds: 2009—Korvotney Barber, 3.7 orpg, 133 in 36 games

Steals: 1998—Bryant Smith, 2.4 spg, 67 in 28 games

2001—Marquis Daniels, 2.2 spg, 71 in 32 games

2003—Marquis Daniels, 2.3 spg, 78 in 34 games

Blocks: 1999—Mamadou N'diaye, 2.3 bpg, 77 in 33 games

2001—Kyle Davis, 2.8 bpg, 84 in 30 games

2002—Kyle Davis, 3.3 bpg, 78 in 24 games

2003—Kyle Davis, 3.7 bpg, 126 in 34 games

2004—Kyle Davis, 2.6 bpg, 72 in 28 games

Minutes: 2008—Quantez Robertson, 1126 min., 37.53 mpg in 30 games

SEC Stat Champions

Since 1932-33

Season	Team/Individual	Category (Figure)
2015-16	Auburn	3-Point Field Goals Made (8.77)
2014-15	KT Harrell	Scoring (18.5)
	KT Harrell	3-Point Field Goals Made (2.80)
	KT Harrell	3-Point Field Goal Pct. (.434)
2009-10	Tay Waller	3-Point Field Goals Made (3.35)
2008-09	Auburn	Scoring Defense (65.4)
	Korvotney Barber	Offensive Rebounds (3.7)
2007-08	Quantez Robertson	Minutes (37.53)
2003-04	Kyle Davis	Blocks (2.6)
	Marco Killingsworth	Field Goal Percentage (.587)
2002-03	Auburn	Blocks (5.2)
	Marquis Daniels	Steals (2.3)
	Kyle Davis	Blocks (3.7)
	Marco Killingsworth	Field Goal Percentage (.550)
2001-02	Auburn	Blocks (5.4)
	Auburn	Field Goal Percentage Defense (.402)
	Kyle Davis	Blocks (3.3)



SEC & NCAA Records

Season	Team/Individual	Category (Figure)
2000-01	Jamison Brewer	Assists (5.8)
	Marquis Daniels	Steals (2.2)
	Kyle Davis	Blocks (2.8)
1999-2000	Auburn	Offensive Rebounds (15.7)
	Doc Robinson	Assist/Turnover Ratio (+2.65)
1998-99	Auburn	Scoring (81.2)
	Auburn	Scoring Defense (61.6)
	Auburn	Scoring Margin (+19.6)
	Auburn	Rebound Margin (+9.2)
	Auburn	Rebounds (44.0)
	Auburn	Offensive Rebounds (19.5)
	Mamadou N'diaye	Blocks (2.3)
1997-98	Bryant Smith	Steals Per Game (2.4)
1995-96	Auburn	3-Point Field Goals Per Game (9.0)
	Wes Flanigan	Assists Per Game (6.7)
1994-95	Auburn	Field Goal Percentage (.472)
	Auburn	Opponents' Free Throw Percentage (.608)
1993-94	Auburn	Field Goal Percentage (.506)
	Wesley Person	Scoring (22.2)
	Wesley Person	3-Point Field Goals Per Game (3.3)
	Aubrey Wiley	Rebounding (9.3)
	Aaron Swinson	Field Goal Percentage (.631)
1992-93	Auburn	Field Goal Percentage (.501)
	Auburn	Opponents' Rebounds (34.1)
1991-92	Aaron Swinson	Field Goal Percentage (.600)
	Auburn	Field Goal Percentage (.511)
	Auburn	3-Point FG-Percentage (.452)
	Ronnie Battle	3-Point FG-Percentage (.511)
1988-89	Auburn	Rebounding (40.6)
1987-88	Keenan Carpenter	3-Point Field Goals Made (3.0)
	Auburn	Free Throw Percentage (.770)
	Auburn	Rebounding (40.1)
	Auburn	Rebound Margin (7.5)
1986-87	Auburn	Rebounding (39.6)
	Auburn	Rebound Margin (7.6)
1985 -86	Auburn	Rebounding (35.0)
1984-85	Auburn	Rebounding (38.3)
	Auburn	Rebound Margin (7.1)
1983-84	Auburn	Field Goal Percentage (.518)
	Auburn	Rebound Margin (8.4)
	Charles Barkley	Rebounding (9.5)
1982-83	Charles Barkley	Rebounding (9.5)
1981-82	Charles Barkley	Rebounding (9.8)
1977-78	Mike Mitchell	Scoring (24.9)
1974-75	Auburn	Rebounding (49.7)
1973-74	Pepto Bolden	Rebounding (11.6)
1968-69	Auburn	Field Goal Percentage (.502)
1967-68	Auburn	Field Goal Percentage (.473)
1965-66	Auburn	Free Throw Percentage (.792)
	Bobby Buisson	Field Goal Percentage (.566)
1964-65	Joe Newton	Field Goal Percentage (.606)
1963-64	Auburn	Field Goal Percentage (.472)
	Joe Newton	Field Goal Percentage (.564)
1962-63	Auburn	Scoring Defense (59.6)
	Auburn	Field Goal Percentage (.502)
1961-62	Layton Johns	Field Goal Percentage (.566)
	Auburn	Scoring Defense (52.3)
	Auburn	Field Goal Percentage (.456)
	Layton Johns	Field Goal Percentage (.584)
1960-61	Auburn	Scoring Defense (58.1)
	Auburn	Field Goal Percentage (.491)
	Porter Gilbert	Field Goal Percentage (.584)
1941-42	Frank Mancini	Scoring (13.2)
1940-41	Shag Hawkins	Scoring (15.3)

NCAA Team Champions

Field Goal Percentage: 1959—.488, 593 of 1216
 1960—.521, 532 of 1022
 1994—.506, 854 of 1689

Free Throw Percentage: 1960—.722, 424 of 549
 1966—.792, 476 of 601

NCAA Stat Rankings
 Annual Leaders Since 1947-48

Season	Team/Individual	Category (Finish/Figure)
2011-12	Kenny Gabriel	Triple-Doubles (t-1st at 1 with 12 others)
2008-09	Auburn	Steals (10th at 9.1)
		Turnover Margin (26th at +3.2)
	Korvotney Barber	Rebounds (23rd at 9.6)
2007-08	Auburn	Steals (29th at 8.6)
	Quantez Robertson	Asst/TO ratio (28th at 2.3); Steals (35th at 2.1)
2006-07	Auburn	Assists (21st at 16.6)
	Auburn	Steals (31st at 8.4)
2004-05	Ian Young	Free Throw Pct. (23rd at .865)
	Auburn	3-Point Field Goals/Game (22nd at 8.4)
2001-02	Kyle Davis	Blocked Shots (t-10th at 3.3)
	Auburn	Blocked Shots (15th at 5.4)
2000-01	Auburn	Field Goal Pct. Defense (t-26th at .402)
	Kyle Davis	Blocked Shots (16th at 2.8)
1998-99	Jamison Brewer	Assists (27th at 5.8)
	Auburn	Scoring Margin (2nd at +19.6)
	Auburn	Rebound Margin (t-2nd at +9.2)
	Auburn	Wins (4th at 29)
	Auburn	Won-Loss Pct. (4th at .879)
	Auburn	Scoring Offense (11th at 81.2)
	Auburn	Scoring Defense (21st at 61.6)
	Auburn	Field Goal Pct. Defense (30th at 39.6)
1997-98	Mamadou N'diaye	Blocked Shots (t-29th at 2.3)
	Auburn	Field Goal Pct. Defense (28th at 40.2)
1993-94	Mamadou N'diaye	Blocked Shots (22nd at 2.4)
	Bryant Smith	Steals (29th at 2.4)
1992-93	Auburn	Field Goal Percentage (1st at .506)
	Aaron Swinson	Field Goal Percentage (5th at .631)
	Wesley Person	3-Point Field Goals Per Game (15th at 3.3)
1991-92	Wesley Person	Scoring (35th at 22.2)
	Auburn	Field Goal Percentage (12th at .501)
	Wesley Person	3-Point FG-Percentage (25th at .464)
	Aaron Swinson	Field Goal Percentage (27th at .600)
1991-92	Auburn	Scoring Offense (14th at 86.6)
	Auburn	Field Goal Percentage (8th at .511)
	Auburn	3-Point FG-Percentage (2nd at .452)
	Auburn	3-Point Field Goals Made (28th at 6.7)
	Wesley Person	Scoring (65th at 19.9)
	Ronnie Battle	3-Point FG-Percentage (4th at .511)
	Wesley Person	3-Point FG-Percentage (9th at .489)
1988-89	Auburn	Rebound Margin (27th at 4.6)
1987-88	Keenan Carpenter	3-Point Field Goals Made (23rd at 3.0)
	Auburn	Free Throw Percentage (5th at .770)
	Auburn	Rebound Margin (7th at 7.5)
	Chris Morris	Scoring (60th at 20.7)
	Chris Morris	Rebounding (26th at 9.8)
1986-87	Auburn	Rebound Margin (5th at 7.6)
1985-86	Auburn	Free Throw Percentage (18th at .750)
	Chuck Person	Scoring (28th at 21.5)
	Gerald White	Assists (30th at 6.7)
1984-85	Auburn	Rebound Margin (6th at 7.1)
	Chuck Person	Scoring (25th at 22.0)
1983-84	Auburn	Field Goal Percentage (30th at .518)
	Auburn	Rebound Margin (4th at 8.5)
	Charles Barkley	Field Goal Percentage (7th at .638)
1982-83	Charles Barkley	Field Goal Percentage (4th at .644)
1981-82	Charles Barkley	Field Goal Percentage (26th at .595)




SEC & NCAA Records

Season	Team/Individual	Category (Finish/Figure)
1977-78	Auburn	Free Throw Percentage (9th at .758)
	Mike Mitchell	Scoring (10th at 24.9)
	Stan Pietkiewicz	Free Throw Percentage (15th at .877)
1976-77	Auburn	Rebound Margin (9th at 7.8)
1974-75	Auburn	Rebound Margin (14th at 7.0)
	Eddie Johnson	Free Throw Percentage (4th at .879)
1973-74	Eddie Johnson	Scoring (t-31st at 21.8)
1970-71	Auburn	Free Throw Percentage (15th at .746)
	John Mengelt	Scoring (7th at 28.4)
	John Mengelt	Free Throw Percentage (27th at .813)
1969-70	John Mengelt	Scoring (19th at 26.8)
1968-69	Auburn	Field Goal Percentage (2nd at .502)
	Auburn	Free Throw Percentage (24th at .725)
1967-68	Auburn	Scoring Defense (26th at 67.7)
	Auburn	Field Goal Percentage (24th at .474)
1966-67	Auburn	Scoring Defense (25th at 66.6)
	Auburn	Field Goal Percentage (9th at .492)
1965-66	Auburn	Free Throw Percentage (1st at .792)
	Lee DeFore	Scoring (30th at 23.7)
	Lee DeFore	Free Throw Percentage (11th at .853)
	Bobby Buisson	Free Throw Percentage (19th at .840)
1964-65	Auburn	Scoring Defense (32nd at 67.4)
	Auburn	Field Goal Percentage (25th at .470)
	Auburn	Free Throw Percentage (15th at .743)
	Auburn	Rebounding* (23rd at .548)
	Joe Newton	Field Goal Percentage (4th at .606)
1963-64	Auburn	Field Goal Percentage (17th at .467)
1962-63	Auburn	Scoring Defense (13th at 59.6)
	Auburn	Scoring Margin (9th at 11.2)
	Auburn	Field Goal Percentage (2nd at .506)
	Auburn	Rebounding* (2nd at .586)
	Layton Johns	Field Goal Percentage (6th at .567)
	John Blackwell	Field Goal Percentage (7th at .562)
1961-62	Auburn	Scoring Defense (2nd at 52.3)
	Auburn	Field Goal Percentage (17th at .455)
	Auburn	Free Throw Percentage (27th at .724)
	Auburn	Rebounding* (15th at .560)
	Layton Johns	Field Goal Percentage (2nd at .584)
	Layton Johns	Rebounding* (15th at .159)
1960-61	Auburn	Scoring Defense (10th at 58.1)
	Auburn	Field Goal Percentage (4th at .491)
	Auburn	Free Throw Percentage (9th at .733)
	Jimmy Fibbe	Field Goal Percentage (12th at .538)
1959-60	Auburn	Scoring Defense (10th at 58.1)
	Auburn	Field Goal Percentage (1st at .521)
	Auburn	Free Throw Percentage (1st at .772)
	Jimmy Fibbe	Field Goal Percentage (t-9th at .537)
	Henry Hart	Field Goal Percentage (t-9th at .537)
	Henry Hart	Free Throw Percentage (27th at .797)
	Ray Groover	Free Throw Percentage (29th at .793)
1958-59	Auburn	Scoring Offense (32nd at 77.3)
	Auburn	Scoring Defense (20th at 59.9)
	Auburn	Scoring Margin (2nd at 17.4)
	Auburn	Field Goal Percentage (1st at .488)
	Auburn	Free Throw Percentage (12th at .727)
	Auburn	Rebounding* (26th at .548)
1957-58	Auburn	Free Throw Percentage (28th at .703)
1956-57	Auburn	Scoring Offense (t-30th at 79.0)
	Auburn	Field Goal Percentage (15th at .426)
	Auburn	Free Throw Percentage (2nd at .739)
	Rex Frederick	Field Goal Percentage (12th at .512)
1955-56	Kay Slayden	Field Goal Percentage (26th at .482)
1954-55	Auburn	Scoring Offense (42nd at 78.9)
1953-54	Auburn	Free Throw Percentage (37th at .674)
	Robert Miller	Field Goal Percentage (11th at .496)
1951-52	Jack Turner	Free Throw Percentage (37th at .742)
1950-51	Auburn	Free Throw Percentage (12th at .672)
	George Hill	Free Throw Percentage (t-14th at .803)
	Roy Brawner	Free Throw Percentage (42nd at .752)

Season	Team/Individual	Category (Finish/Figure)
1949-50	Auburn	Scoring Offense (46th at 61.8)
	Auburn	Field Goal Percentage (26th at .344)
	Auburn	Free Throw Percentage (3rd at .679)
	Bill Lynn	Scoring (61st at 14.8)
	Roy Brawner	Free Throw Percentage (7th at .817)
1948-49	Auburn	Scoring Defense (35th at 49.3)
1947-48	Auburn	Scoring Defense (32nd at 47.1)
	Roy Brawner	Free Throw Percentage (t-35th at .750)

*From 1955-1967, the rebounding championship was determined on the basis of highest pct. of recoveries made out of the total by both teams in all games.



Auburn's Charles Barkley led the SEC in rebounding for three straight seasons from 1982-84.



ALL-CENTURY TEAM

1906-2006

LEE DeFORE
1964-67

CHARLES BARKLEY
1981-84

MARQUIS DANIELS
1999-2003

WESLEY PERSON
1991-94

JOHN MENGELT
1969-71

CHRIS MORRIS
1984-88

CHUCK PERSON
1983-86

SHAG HAWKINS
1940-42

CHRIS PORTER
1998-2000

MIKE MITCHELL
1975-78

REX FREDERICK
1957-59

HENRY HART
1957-60

JACK STEWART
1930-32

EDDIE JOHNSON
1973-76

DOC ROBINSON
1996-2000


JEFF MOORE
1985-88
HONORABLE MENTION

JIMMY FIBBE
1959-61
HONORABLE MENTION

FRANK FORD
1984-87
HONORABLE MENTION

HENRY HARRIS
1970-72
HONORABLE MENTION

LAYTON JOHNS
1960-63
HONORABLE MENTION





Retired Jerseys



34
CHARLES BARKLEY

Charles Barkley (1982-84) had his #34 Auburn jersey retired March 3, 2001. Barkley, one of the NBA's 50 All-Time Greatest, was a two-time Olympic Gold Medalist, SEC Player of the Decade for the 1980s, All-American, SEC Player of the Year in 1984 and an All-SEC selection.

15
JOHN MENGELT



John Mengelt (1969-71) became the first Tiger to have his Auburn jersey retired (#15), January 6, 2001. He played only three varsity years, finishing his career as Auburn's all-time leading scorer with 1,920 points. An All-American and All-SEC selection, Mengelt's 60 points vs. Alabama is still an AU record.

45
CHUCK PERSON

11
WESLEY PERSON



Chuck Person (1983-86) was a two-time All-American in 1985 and 1986 and a three-time first-team All-SEC selection. "The Rifleman" is Auburn's all-time scoring leader with 2,311 points (without the 3-point shot). The Brantley, Ala., native led the Tigers to their greatest run in history reaching the 1986 NCAA Tournament Elite Eight with wins over No. 1 seeded St. John's and fourth-seeded UNLV before falling to eventual National Champion Louisville.

Wesley Person (#11) and his brother Chuck Person (#45) both had their jerseys retired Feb. 18, 2006. Pictured with Auburn Athletics Director Jay Jacobs, Wesley Person (1991-94) was a 1994 Associated Press All-American, three-time All-SEC selection and is third on Auburn's all-time scoring chart with 2,066 points and all-time leader in 3-pointers made (262) and 3-point percentage (.441).

32
REX FREDERICK



Rex Frederick (1957-59), pictured at midcourt, had his #32 Auburn jersey retired Mar. 4, 2006. The Birmingham, Ala., native was a Helms Athletic Foundation selection in 1959 and was a three-time All-SEC selection. He is Auburn's all-time leading rebounder with 14.3 rebounds per game while his 904 career rebounds ranks fifth on the Tigers' all-time rebounding chart. Frederick left as Auburn's all-time leading rebounder and scorer with 937 points.